



@MercerMBB
#BearDownMU
#STIR

MEN'S BASKETBALL NOTES

MERCER BEARS

6-7
OVERALL

0-0
SOCON

Bob Hoffman
HEAD COACH

170-120
RECORD AT MERCER
(NINTH SEASON)



VS.



WOFFORD TERRIERS

5-8
OVERALL

0-0
SOCON

Mike Young
HEAD COACH

237-217
RECORD AT WOF
(15TH SEASON)

SCHEDULE

OVERALL 6-7 SoCon 0-0
H 4-2 | A 1-3 | N 1-2

NOVEMBER

| | | | |
|---------|----------------------|---------|----------|
| Fri. 11 | Brewton-Parker | ESPN3 | W, 87-53 |
| Sun. 13 | ! vs. Florida | ESPN3 | L, 54-76 |
| Sun. 20 | ^ Georgia Southern | ESPN3 | W, 80-67 |
| Tue. 22 | ^ Radford | ASN | W, 58-47 |
| Fri. 25 | ^% vs. East Carolina | - | W, 70-66 |
| Sat. 26 | ^% vs. Akron | - | L, 63-65 |
| Tue. 29 | Davidson | FB Live | L, 57-78 |

DECEMBER

| | | | |
|----------|-------------------|---------------|-------------------------|
| Sat. 3 | at George Mason | A10 Net | L, 68-79 |
| Wed. 7 | Oglethorpe | ESPN3 | W, 98-41 |
| Sat. 10 | at Clemson | ACC Net Extra | L, 47-90 |
| Sun. 18 | at Auburn | SEC Network L | 74-76 |
| Thur. 22 | La Salle | ASN | L, 96-98 ^{3OT} |
| Wed. 28 | at Kennesaw State | ESPN3 | W, 80-76 |
| Sat. 31 | * at Wofford | ESPN3 | 1 p.m. |

JANUARY

| | | | |
|----------|-----------------------|-------|-----------|
| Mon. 2 | * at Furman | ESPN3 | 7 p.m. |
| Thur. 5 | * VMI | ESPN3 | 7:30 p.m. |
| Sat. 7 | * ETSU | ESPN3 | 4:30 p.m. |
| Wed. 11 | * at Samford | - | 8 p.m. |
| Sat. 14 | * Chattanooga | ASN | 2 p.m. |
| Thur. 19 | * UNCG | ESPN3 | 7 p.m. |
| Sat. 21 | * at Western Carolina | - | 2 p.m. |
| Sat. 28 | * The Citadel | ESPN3 | 4:30 p.m. |
| Mon. 30 | * Western Carolina | ESPN3 | 7 p.m. |

FEBRUARY

| | | | |
|---------|------------------|-------|-----------|
| Thur. 2 | * Furman | ESPN3 | 7 p.m. |
| Sat. 4 | * Wofford | ESPN3 | 4:30 p.m. |
| Thur. 9 | * at VMI | ESPN3 | 7 p.m. |
| Sat. 11 | * at ETSU | ESPN3 | 4 p.m. |
| Sat. 18 | * at The Citadel | - | 1 p.m. |
| Wed. 22 | * UNCG | ESPN3 | 7 p.m. |
| Sat. 25 | * at Chattanooga | - | 5 p.m. |
| Mon. 27 | * Samford | ESPN3 | 7 p.m. |

MARCH

| | | | |
|-----|--------------------|-------|-----|
| 3-6 | & SoCon Tournament | ESPN3 | TBA |
|-----|--------------------|-------|-----|

OPENING TIPOFF

Mercer turns its attention towards conference play as the Bears open the SoCon slate at Wofford on Saturday.

SERIES HISTORY

Wofford has a slight 22-19 lead in an all-time series that dates back to the 1934-35 season. The battle between the Bears and the Terriers has normally been determined by location as the home team has won 33 of the 41 meetings (80.5 percent).

SCOUTING WOFFORD

Similar to Mercer, Wofford challenged itself early in the season with several strong opponents including LSU, Colorado, Miami, TCU and Georgia Tech. Entering with a 5-8 record, Wofford has had a chance to lick its wounds as the Terriers have not played since Dec. 22. Wofford is 4-0 at home this year.

LAST TIME OUT

Stephon Jelks and Demetre Rivers scored 19 points apiece as Mercer shot a combined 55 percent from the field to hold off Kennesaw State, 80-76, at the KSU Convention Center Wednesday night.

The Bears (6-7) limited Kendrick Ray – the nation's fourth-best scorer at 23.4 points per game – to five points while additionally connecting for a season-best 14 three-pointers offensively. It was Mercer's first road win of the year and the sixth straight victory over its intrastate rival.

TODAY'S MATCHUP IN THE RANKINGS

| Ranking | Mercer | Opp. |
|--------------|--------|------|
| ESPN BPI | - | - |
| ESPN RPI | 130 | 221 |
| KenPom | 184 | 217 |
| NCAA RPI | 122 | 221 |
| Warren Nolan | 121 | 220 |

GAME INFORMATION

Date/Time: Saturday, Dec. 31 • 1 p.m. ET
Location: Spartanburg, S.C. • Benjamin Johnson Arena (3,500)
Live Stats: MercerBears.com/livestats
Twitter Updates: @MercerMBB
Tickets: tickets.mercer.edu

SERIES INFORMATION

Series Record: Wofford leads, 22-19
In Macon: Mercer leads, 16-4
In Spartanburg: Wofford leads, 17-3
Neutral/Unknown: Wofford leads, 1-0
Last Meeting: WOF, 79-70, on 2/11/2016 in Spartanburg
Streak: Wofford, 1

TV INFORMATION

Television: ESPN3
Talent: Thom Henson (play-by-play)
Mark Hauser (analyst)

RADIO INFORMATION

Radio: Mercer Sports Network
Flagship: 97.3 FM The Bull Icons (Macon)
Play-by-Play: Rick Cameron

STATISTICAL COMPARISON

| | MERCER | Opp. |
|----------------------|--------|------|
| Scoring Average | 71.7 | 75.7 |
| Opp. Scoring Average | 70.2 | 72.6 |
| Scoring Margin | +1.5 | +3.1 |
| FG Percentage | .446 | .475 |
| 3FG Percentage | .375 | .424 |
| FT Percentage | .754 | .725 |
| Rebounding Average | 37.8 | 32.5 |
| Assists Per Game | 13.9 | 17.5 |
| Steals Per Game | 3.5 | 5.5 |
| Blocks Per Game | 2.2 | 2.2 |

! - in Jacksonville, Fla.
^ - Savannah Invitational
% - in Savannah, Ga.
* - Southern Conference game
& - Southern Conference Tournament (Asheville, N.C.)

MEDIA RELATIONS

Patrick T. Walsh

Assistant AD for Media Relations

e: walsh_pt@mercer.edu

o: 478-301-5209

c: 318-514-9203

MERCER STARTING FIVE (Based on Previous Games)

| | | | | |
|------------------------------|--------------------------------|--------------------------------|----------------------------|-----------------------------|
| | | | | |
| 0 RINGER R-Jr. F | 5 STRAWBERRY Jr. G | 10 HOLLAND R-Jr. G | 15 JELKS Jr. F | 23 RIVERS Jr. G |
| MIN 24.1 | MIN 28.7 | MIN 34.2 | MIN 25.4 | MIN 30.5 |
| PPG 6.1 | PPG 10.3 | PPG 18.2 | PPG 7.5 | PPG 13.2 |
| FG% 50.7% | FG% 43.1% | FG% 43.0% | FG% 44.9% | FG% 56.9% |
| 3FG% N/A | 3FG% 45.2% | 3FG% 39.8% | 3FG% 33.3% | 3FG% 39.6% |
| AST 6 | AST 60 | AST 27 | AST 20 | AST 18 |

NUMERICAL ROSTER

| No. | Name | Pronunciation | Pos. | Ht. | Wt. | Yr. | Exp. | Hometown / Previous School |
|-----|-------------------|---------------|------|------|-----|-------|------|--|
| 0 | Desmond Ringer | | F | 6-9 | 255 | R-Jr. | 1L | McDonough, Ga. / South Carolina |
| 1 | Cory Kilby | | F | 6-7 | 195 | So. | 1L | Ada, Okla. / Ada HS |
| 2 | Jaylen Stowe | | G | 6-2 | 205 | So. | 1L | Harrisburg, N.C. / Hickory Ridge HS |
| 3 | Stephen Gavin | | G | 6-3 | 190 | So. | SQ | Savannah, Ga. / Hilton Head Preparatory School |
| 5 | Jordan Strawberry | | G | 6-1 | 175 | Jr. | 2L | Anaheim, Calif. / South Kent School |
| 10 | Ria'n Holland | REE-on | G | 6-0 | 152 | R-Jr. | JC | Fayetteville, N.C. / Indian Hills CC |
| 13 | Ryan Johnson | | G | 6-5 | 192 | R-So. | JC | Greensboro, N.C. / Tallahassee CC |
| 14 | Ethan Stair | | G | 6-5 | 205 | So. | 1L | Hazel Green, Ala. / Hazel Green HS |
| 15 | Stephon Jelks | STEF-on | F | 6-6 | 225 | Jr. | 2L | Marietta, Ga. / North Cobb Christian School |
| 20 | Darius Roy | | G | 6-2 | 170 | Fr. | HS | Lawton, Okla. / Lawton Eisenhower HS |
| 23 | Demetre Rivers | de-MEE-TREE | G | 6-8 | 180 | Jr. | 2L | Ladson, S.C. / Stratford HS |
| 24 | Ross Cummings | | G | 6-3 | 165 | Fr. | HS | Dickson, Tenn. / Creek Wood HS |
| 25 | Rashad Lewis | | G | 5-8 | 156 | Jr. | JC | Valdosta, Ga. / Tallahassee CC |
| 33 | Mac Brydon | | C | 6-10 | 280 | Fr. | HS | Charlotte, N.C. / Carmel Christian |
| 44 | JJ N'Ganga | NN-GAHNG-AH | C | 6-10 | 250 | R-Sr. | TR | Aubervilliers, France / New Mexico |
| 55 | Andrew Fishler | | C | 7-1 | 218 | R-Sr. | 1L | Cumming, Ga. / Gulf Coast State |

RADIO / TV ROSTER




Desmond RINGER
F / 6-9 / 255
R-Jr. / 1L
McDonough, Ga.



Cory KILBY
F / 6-7 / 195
So. / 1L
Ada, Okla.




Jaylen STOWE
G / 6-4 / 200
So. / 1L
Harrisburg, N.C.




Stephen GAVIN
G / 6-3 / 190
So. / SQ
Savannah, Ga.




Jordan STRAWBERRY
G / 6-1 / 175
Jr. / 2L
Anaheim, Calif.



Ria'n HOLLAND
G / 6-0 / 152
R-Jr. / JC
Fayetteville, N.C.



Ryan JOHNSON
G / 6-5 / 192
R-So. / JC
Greensboro, N.C.



Ethan STAIR
G / 6-5 / 205
So. / 1L
Hazel Green, Ala.



Stephon JELKS
F / 6-6 / 225
Jr. / 2L
Marietta, Ga.




Darius ROY
G / 6-2 / 170
Fr. / HS
Lawton, Okla.




Demetre RIVERS
G / 6-8 / 180
Jr. / 2L
Ladson, S.C.



Ross CUMMINGS
G / 6-3 / 165
Fr. / HS
Dickson, Tenn.




Rashad LEWIS
G / 5-8 / 156
Jr. / JC
Valdosta, Ga.



Mac BRYDON
C / 6-10 / 280
Fr. / HS
Charlotte, N.C.



JJ N'GANGA
C / 6-10 / 250
R-Sr. / TR
Aubervilliers, France



Andrew FISHLER
C / 7-1 / 218
R-Sr. / 1L
Cumming, Ga.



Bob HOFFMAN
Head Coach
Ninth Season
Oklahoma Baptist, 1979



Doug ESLEECK
Associate Head Coach
Seventh Season
North Carolina, 2005



Jason EAKER
Assistant Coach
Fourth Season
UT Pan American, 2004



Jarred MERRILL
Assistant Coach
Second Season
Oklahoma Christian, 2005



Jonathan HOWARD
Director of Basketball Operations
Fifth Season
Oklahoma, 2006

PRONUNCIATION GUIDE

Ria'n Holland
Stephon Jelks
Demetre Rivers
JJ N'Ganga

REE-on
STEF-on
de-MEE-TREE
NN-GANG-AH

Doug Esleeck
Jason Eaker

ess-lick
A-ker

THE LAST TIME...

SPARTANBURG, S.C. (AP) - Justin Gordon and Fletcher Magee combined for 46 points to lead Wofford to a 79-70 win over Mercer on Thursday night.

Gordon was 11 of 12 from the floor for 25 points and Magee, who made four 3s, had 21. Spencer Collins added 13.

Wofford (13-13, 9-4 Southern) never trailed and had a 41-27 halftime advantage.

Mercer's Demetre Rivers nailed two straight 3-pointers to start an 11-3 run to close to 57-56 with 10:21 remaining. Magee responded with a three-point play to start a 10-4 run and the Terriers pulled ahead 67-60 with 5:54 left.

Wofford, which has won five of its last six games, shot 56 percent from the floor while holding Mercer to 26-of-60 shooting. The Terriers continued to be hot from beyond the arc, making 9 of 19 shots.

Rivers led Mercer (18-8, 8-5) with 22 points and Ethan Stair added 15. Stephon Jelks had 12 rebounds.

PLAYER OF THE GAME

After setting a career-high in scoring on Monday against Chattanooga with 20 points, Demetre Rivers reset the mark on Thursday evening with a personal best 22 points at Wofford. The sophomore scored 17 points in the final 20 minutes, shooting 5-of-6 from the field and a perfect 4-for-4 from the three-point line. Rivers also grabbed five rebounds and matched his career high in assists with four.

MERCER STAT OF THE NIGHT

After trailing by 14 at the half, Mercer's offense clicked into gear in the second stanza. The Bears shot 51.7 percent in the final 20 minutes, going 15-for-29 from the floor. The Orange and Black scored 43 points in the final frame with Rivers and Ethan Stair combining for 27.

NOTABLES

- The Orange and Black dropped to 19-23 in the all-time series with Wofford.
- The Bears and Wofford each grabbed 32 rebounds. Mercer has recorded more or the same number of rebounds in 25-of-26 games this season.
- Mercer totaled just seven turnovers, the second fewest amount on the season.
- Demetre Rivers scored a career-high 22 points and matched his career high in assists with four.
- Ethan Stair shot 6-of-10 from the field to finish with a career-high 15 points. The freshman also matched his personal best in steals with three.

BACK IN THE HOME PALMETTO STATE

When Mercer travels to the Upstate this weekend, three Bears will be making a return to their home state (or home away from home state). Junior Demetre Rivers (Ladson) and video coordinator (Charleston) are both from South Carolina - albeit from the Lowcountry - while Desmond Ringer, a Georgia product, transferred to Mercer after a stint at South Carolina.

Wofford 79, Mercer 70

02/11/16 7 pm at Spartanburg, S.C. (Ben Johnson Arena)

VISITORS: Mercer 18-8, 8-5 SoCon

| # | Player | | tot-fg | | 3-pt | | ft | fta | reb | pf | tp | a | to | blk | s | min |
|-------------|-------------------|---|--------|-----|------|-----|----|-----|-----|----|----|----|----|-----|---|-----|
| | | | fg | fga | fg | fga | | | | | | | | | | |
| 15 | Stephon Jelks | f | 3 | 7 | 0 | 3 | 0 | 0 | 12 | 2 | 6 | 1 | 1 | 0 | 1 | 33 |
| 01 | Phillip Leonard | g | 5 | 12 | 0 | 1 | 2 | 3 | 1 | 2 | 12 | 4 | 2 | 0 | 0 | 33 |
| 11 | Jordan Strawberry | g | 4 | 10 | 0 | 2 | 0 | 0 | 1 | 2 | 8 | 3 | 0 | 0 | 0 | 33 |
| 22 | Ethan Stair | g | 6 | 10 | 1 | 2 | 2 | 4 | 4 | 2 | 15 | 1 | 1 | 0 | 3 | 37 |
| 23 | Demetre Rivers | g | 6 | 12 | 4 | 5 | 6 | 7 | 5 | 4 | 22 | 4 | 1 | 0 | 1 | 28 |
| 02 | Jaylen Stowe | g | 0 | 1 | 0 | 0 | 0 | 0 | 0 | 0 | 0 | 0 | 0 | 0 | 0 | 4 |
| 03 | Tyre Moore | g | 0 | 1 | 0 | 1 | 0 | 0 | 0 | 0 | 0 | 0 | 0 | 0 | 0 | 4 |
| 20 | Cory Kilby | g | 1 | 3 | 0 | 1 | 0 | 0 | 1 | 1 | 2 | 0 | 1 | 0 | 1 | 6 |
| 25 | Lawrence Brown | g | 1 | 2 | 0 | 0 | 2 | 2 | 5 | 3 | 4 | 0 | 0 | 0 | 2 | 17 |
| 32 | James Bento | g | 0 | 0 | 0 | 0 | 0 | 0 | 0 | 1 | 0 | 0 | 0 | 0 | 0 | 2 |
| 55 | Andrew Fishler | g | 0 | 2 | 0 | 0 | 1 | 2 | 1 | 0 | 1 | 0 | 1 | 0 | 1 | 3 |
| TEAM | | | | | | | | | | | | | | | | |
| Totals..... | | | 26 | 60 | 5 | 15 | 13 | 18 | 32 | 17 | 70 | 13 | 7 | 0 | 8 | 200 |

| | | | | |
|-----------|-----------------------|-----------------------|-------------|--------|
| TOTAL FG% | 1st Half: 11-31 35.5% | 2nd Half: 15-29 51.7% | Game: 43.3% | DEADBL |
| 3-Pt. FG% | 1st Half: 1-4 25.0% | 2nd Half: 4-11 36.4% | Game: 33.3% | REB |
| F Throw % | 1st Half: 4-7 57.1% | 2nd Half: 9-11 81.8% | Game: 72.2% | 1 |

HOME TEAM: Wofford 13-13, 9-4 SoCon

| # | Player | | tot-fg | | 3-pt | | ft | fta | reb | pf | tp | a | to | blk | s | min |
|-------------|-----------------|---|--------|-----|------|-----|----|-----|-----|----|----|----|----|-----|---|-----|
| | | | fg | fga | fg | fga | | | | | | | | | | |
| 24 | Justin Gordon | f | 11 | 12 | 0 | 0 | 3 | 5 | 6 | 4 | 25 | 1 | 2 | 0 | 1 | 31 |
| 31 | CJ Neumann | f | 3 | 6 | 0 | 0 | 0 | 1 | 7 | 2 | 6 | 1 | 0 | 1 | 0 | 26 |
| 03 | Fletcher Magee | g | 6 | 12 | 4 | 8 | 5 | 5 | 4 | 2 | 21 | 1 | 1 | 0 | 1 | 33 |
| 05 | Eric Garcia | g | 1 | 5 | 1 | 2 | 0 | 0 | 2 | 3 | 3 | 5 | 3 | 0 | 0 | 28 |
| 12 | Spencer Collins | g | 4 | 7 | 3 | 6 | 2 | 2 | 4 | 3 | 13 | 4 | 3 | 1 | 0 | 28 |
| 01 | Derrick Brooks | g | 2 | 4 | 0 | 1 | 1 | 1 | 2 | 1 | 5 | 0 | 1 | 0 | 1 | 12 |
| 20 | Jaylen Allen | g | 0 | 3 | 0 | 1 | 0 | 0 | 2 | 1 | 0 | 1 | 0 | 0 | 0 | 19 |
| 35 | Ryan Sawvell | g | 2 | 3 | 1 | 1 | 1 | 1 | 2 | 2 | 6 | 1 | 0 | 0 | 0 | 21 |
| 50 | Matthew Pegram | g | 0 | 0 | 0 | 0 | 0 | 0 | 1 | 0 | 0 | 0 | 0 | 0 | 0 | 2 |
| TEAM | | | | | | | | | | | | | | | | |
| Totals..... | | | 29 | 52 | 9 | 19 | 12 | 15 | 32 | 18 | 79 | 14 | 10 | 2 | 3 | 200 |

| | | | | |
|-----------|-----------------------|-----------------------|-------------|--------|
| TOTAL FG% | 1st Half: 15-25 60.0% | 2nd Half: 14-27 51.9% | Game: 55.8% | DEADBL |
| 3-Pt. FG% | 1st Half: 6-8 75.0% | 2nd Half: 3-11 27.3% | Game: 47.4% | REB |
| F Throw % | 1st Half: 5-5 100% | 2nd Half: 7-10 70.0% | Game: 80.0% | 0 |

Officials: Todd Austin, Sean Casady, Jacyn Goble

Technical fouls: Mercer-None. Wofford-None.

Attendance: 2,023

| Score by Periods | 1st | 2nd | Total |
|------------------|-----|-----|-------|
| Mercer | 27 | 43 | 70 |
| Wofford | 41 | 38 | 79 |

Points in the paint-MER 30,WOF 36. Points off turnovers-MER 4,WOF 8.

2nd chance points-MER 11,WOF 4. Fast break points-MER 4,WOF 8.

Bench points-MER 7,WOF 11. Score tied 2 times. Lead changed 0 times.

Last FG-MER 2nd-00:59, WOF 2nd-00:20.

Largest lead-MER None, WOF by 15 1st-04:24.

MER led for 00:00. WOF led for 38:27. Game was tied for 01:33.



ALL-TIME SERIES

| | |
|--------------------------|----------------------|
| Overall | Wofford leads, 22-19 |
| Home | Mercer leads, 16-4 |
| Away | Wofford leads, 17-3 |
| Neutral/Unknown Sites | Wofford leads, 1-0 |
| Streak | Wofford, 1 |
| Bob Hoffman vs. Opponent | 1-3 |

Last 10 Meetings

| Date | Location | W/L | Score |
|-----------|-------------|--------|-------|
| 2/11/2016 | Spartanburg | L | 70-79 |
| 1/16/2016 | Macon | W (OT) | 70-69 |
| 2/26/2015 | Macon | L | 72-76 |
| 1/31/2015 | Spartanburg | L | 46-49 |
| 2/15/1997 | Spartanburg | L | 72-97 |
| 2/10/1997 | Macon | W | 77-75 |
| 12/6/1995 | Spartanburg | W | 68-56 |
| 12/2/1995 | Macon | W | 76-58 |
| 1/31/1966 | Spartanburg | L | 73-92 |
| 1/12/1966 | Macon | W | 75-66 |



ALL-TIME RESULTS

| | |
|----------------------|----------------|
| Chattanooga | 35-38 |
| Citadel, The | 13-4 |
| East Tennessee State | 8-16 |
| Furman | 9-9 |
| UNCG | 7-1 |
| Samford | 63-45 |
| VMI | 5-2 |
| Western Carolina | 3-8 |
| Wofford | 19-22 |
| TOTAL | 162-145 |

2016-17 MERCER MEN'S BASKETBALL

A LOOK AT TODAY'S MATCHUP

| | Mercer | WOF |
|-----------------------------------|--------|-----|
| 3-pt Field Goal Attempts | 109 | 106 |
| Assist Turnover Ratio | 98 | 33 |
| Assists Per Game | 173 | 28 |
| Blocked Shots Per Game | 315 | 307 |
| Defensive Rebounds per Game | 249 | 309 |
| Fewest Fouls | 98 | 203 |
| Fewest Turnovers | 87 | 113 |
| Field-Goal Percentage | 167 | 55 |
| Field-Goal Percentage Defense | 106 | 285 |
| Free Throw Attempts | 320 | 328 |
| Free Throws Made | 278 | 312 |
| Free-Throw Percentage | 32 | 86 |
| Offensive Rebounds Per Game | 44 | 267 |
| Personal Fouls Per Game | 70 | 196 |
| Rebound Margin | 55 | 247 |
| Scoring Defense | 146 | 199 |
| Scoring Margin | 198 | 167 |
| Scoring Offense | 234 | 140 |
| Steals Per Game | 347 | 257 |
| Three Pt FG Defense | 212 | 175 |
| Three-Point Field Goals Per Game | 83 | 19 |
| Three-Point Field-Goal Percentage | 81 | 5 |
| Total 3-point FGM | 83 | 32 |
| Total Assists | 167 | 33 |
| Total Blocks | 304 | 296 |
| Total Rebounds | 130 | 287 |
| Total Rebounds Per Game | 128 | 319 |
| Total Steals | 346 | 242 |
| Turnover Margin | 297 | 227 |
| Turnovers Forced | 344 | 302 |
| Turnovers Per Game | 67 | 95 |
| Won-Lost Percentage | 223 | 261 |

HOT STARTS

Hot starts seem to be all the rage for Mercer under Bob Hoffman. The Bears have won their conference opener in each of the last four seasons and could extend that streak to a fifth consecutive year with a win Saturday. Overall, Mercer is 5-3 in conference openers under Bob Hoffman. That includes a 2-0 mark in conference openers since joining the Southern Conference.

Mercer in Conference Openers under Bob Hoffman

| | | | | |
|---------|-----------------|---------|--------|--------------|
| 2016-17 | at Wofford | Dec. 31 | 1 p.m. | Southern |
| 2015-16 | Samford | W | 69-50 | Southern |
| 2014-15 | VMI | W | 90-81 | Southern |
| 2013-14 | at Jacksonville | W | 86-49 | Atlantic Sun |
| 2012-13 | Stetson | W | 70-64 | Atlantic Sun |
| 2011-12 | at Belmont | L | 78-82 | Atlantic Sun |
| 2010-11 | at Belmont | L | 67-89 | Atlantic Sun |
| 2009-10 | Lipscomb | L | 89-98 | Atlantic Sun |
| 2008-09 | USC Upstate | W | 74-64 | Atlantic Sun |

HOME COURT ADVANTAGE

As Mercer and Wofford prepare to meet for the 42nd time this New Year's Eve the Bears will be looking to buck a longstanding trend in the all-time series. To date, 80.5 percent of the games in the series have been won by the home team (33 out of 41 contests).

SPONSORSHIP WITH ROLAIDS COMING?

Because Mercer fans might need one. Mercer has already played in five one-possession games this season (posting a 2-3 record) and suffered back-to-back heartbreaking losses. The first came at Auburn on Dec. 18 as the Tigers hit an off-balance fadeaway buzzer-beater for the win. Then, four days later, La Salle edged Mercer in triple overtime (98-96) on Dec. 22. That follows a two-point loss to Akron from the Savannah Invitational. The Bears finally got back on the right track on Dec. 28 with an 80-76 win at Kennesaw State.

TOUGH HOFF

Entering this week's competition, Mercer head coach Bob Hoffman is at the top of the class in the Southern Conference. Of the four SoCon coaches that have been at their respective schools for five years or more (counting this current season), Hoffman leads them all with an average of 18.9 wins per year at that school. Additionally, his total wins ranks just third in the league and he is quickly catching up to Western Carolina's Larry Hunter.

| Coach | School | Years | Wins | Wins/Year |
|--------------------|------------------|----------|------------|-------------|
| Bob Hoffman | Mercer | 9 | 170 | 18.9 |
| Mike Young | Wofford | 15 | 237 | 15.8 |
| Larry Hunter | Western Carolina | 12 | 176 | 14.7 |
| Wes Miller | UNCG | 6 | 68 | 11.3 |

ROLLING ON THE (HAND OF) RIVERS

Demetre Rivers seems to have found his groove. Entering this week's game, the junior is nationally ranked as one of the best shooters in the country and is atop the Southern Conference statistical rankings in terms of field goal percentage (based on the NCAA rankings). Based on those NCAA parameters, no other SoCon player is ranked in the top 100 nationally.

| Rank | Name, Team | Cl | Ht | Pos | G | FGM | FGA | FG% |
|------|---------------------------|-----|-----|-----|----|-----|-----|------|
| 42. | Demetre Rivers, Mercer | Jr. | 6-8 | G | 13 | 66 | 116 | 56.9 |
| 114. | Zane Najdawi, The Citadel | So. | 6-7 | F | 14 | 77 | 151 | 51.0 |

TOP STRAWBERRY DISH

With five assists in 17 minutes played on Dec. 7, 2016 against Oglethorpe, Jordan Strawberry moved into Mercer's top 10 charts with career assists. Entering the top 10 at 234 assists and with only 32 assists separating 10th from sixth, Strawberry is expected to move his way up the charts quickly this season.

Assists - Career

| | | | | | |
|--------------------|-----|---------|-----------------------------|------------|-------------------|
| 1. Langston Hall | 633 | 2010-14 | 6. Everett Callaway | 266 | 1985-87 |
| 2. Elston Harris | 541 | 1982-86 | 7. Pete Geter | 262 | 1983-87 |
| 3. James Florence | 436 | 2006-10 | 8. Keith Czapla | 257 | 1983-85 |
| 4. Korey McCray | 344 | 1997-01 | 9. Jordan Strawberry | 256 | 2014-Pres. |
| 5. Phillip Leonard | 337 | 2013-16 | 10. Clarence Baker | 239 | 2001-03 |

PEACHY-KEEN AGAINST IN-STATE COMPETITION

Entering the 2016-17 season, Mercer had won more games and more games per year over the last five years than any other Division I school in the state of Georgia. The Bears seem to be extending that streak of success against in-state schools as the Dec. 28 win over Kennesaw State put the Bears at 2-0 against Division I teams from Georgia this year.

TAKING CARE

Early this season Mercer is one of the better teams in the nation in taking care of the ball. Entering this week's games, the Bears are ranked 60th nationally and first in the Southern Conference in turnovers per game. Mercer is only giving away the ball at a rate of 11.9 per game, one of the best marks in the nation.

DOES IT GET ANY EASIER?

Bob Hoffman claimed before the season started that this might be Mercer's toughest schedule yet in his nine years in Macon. He might be right. Mercer's strength of schedule currently ranks 32nd in the nation. Bears opponents have accumulated a record of 75-46 so far this season, a .625 winning clip.

Mercer's strength of schedule went as high as 16th in the country before facing Kennesaw State and starting conference play.

MID-MAJOR RANKINGS

COLLEGE INSIDER

| RK | TEAM | REC | PTS | PRV | CONFERENCE |
|-----|--------------------|------------|------------|-----------|------------------|
| 1. | Gonzaga (31) | 12-0 | 775 | 1 | West Coast |
| 2. | UT Arlington | 10-3 | 704 | 2 | Sun Belt |
| 3. | UNCW | 11-1 | 700 | 5 | Colonial |
| 4. | Wichita State | 10-3 | 686 | 4 | Missouri Valley |
| 5. | Saint Mary's | 10-1 | 653 | 6 | West Coast |
| 6. | Fort Wayne | 10-3 | 552 | 7 | Summit |
| 7. | Monmouth | 10-2 | 550 | 8 | Metro Atlantic |
| 8. | Valparaiso | 9-3 | 549 | 3 | Horizon |
| 9. | Chattanooga | 9-3 | 476 | 11 | Southern |
| 10. | New Mexico State | 11-2 | 443 | 12 | Western Athletic |
| 11. | ETSU | 9-3 | 434 | 9 | Southern |
| 12. | Oakland | 10-3 | 411 | 10 | Horizon |
| 13. | BYU | 9-4 | 409 | 14 | West Coast |
| 14. | Akron | 10-3 | 386 | 17 | Mid-American |
| 15. | Ohio | 7-3 | 306 | 13 | Mid-American |
| 16. | UL Lafayette | 10-3 | 247 | 20 | Sun Belt |
| 17. | Illinois State | 8-4 | 236 | 15 | Missouri Valley |
| 18. | Loyola (Chicago) | 10-3 | 228 | 16 | Missouri Valley |
| 19. | Tennessee State | 8-3 | 202 | 18 | Ohio Valley |
| 20. | Evansville | 9-4 | 124 | NR | Missouri Valley |

| | | | | |
|-----------------------|-----|-----|----|--------------|
| 21. UMBC | 9-3 | 103 | NR | America East |
| 22. Charleston | 9-4 | 97 | 21 | Colonial |
| 23. Arkansas State | 9-4 | 89 | 19 | Sun Belt |
| 24. Little Rock | 9-4 | 75 | 22 | Sun Belt |
| 25. Northern Kentucky | 9-4 | 73 | 24 | Horizon |

Others receiving votes: Belmont 66, Iona 62, Sam Houston State 42, Northeastern 41, Florida Gulf Coast 33, Vermont 31, Northern Iowa 29, San Francisco 26, Lehigh 22, Central Michigan 19, Grand Canyon 18, CSU Bakersfield 15, Eastern Michigan 15, Princeton 15, UC Irvine 13, Winthrop 12, North Carolina Central 10, Wright State 10, Yale 10, Hofstra 9, Stephen F Austin 9, Elon 8, **Samford 8**, Texas A&M Corpus Christi 8, UNC Asheville 7, South Alabama 6, Buffalo 3, North Dakota State 3, Missouri State 2, Albany 1, Portland State 1, **UNC Greensboro 1**, UT Martin 1, Utah Valley 1.

A PEACH OF A PROGRAM

Over the last five years Mercer has registered more wins overall and more wins per year than any other Division I program in Georgia.

ENTERING THIS SEASON...

| School | Total Wins | Avg. Wins/Year |
|------------------|------------|----------------|
| Mercer | 116 | 23.2 |
| Georgia State | 103 | 20.6 |
| Georgia | 91 | 18.2 |
| Georgia Southern | 80 | 16.0 |
| Savannah State | 78 | 15.6 |
| Georgia Tech | 76 | 15.2 |
| Kennesaw State | 33 | 6.6 |

QUICK FACTS

MERCER UNIVERSITY

| | |
|--------------------|--------------------------|
| Location | Macon, Ga. |
| Enrollment | 8,557 |
| Founded | 1833 |
| Nickname | Bears |
| Colors | Orange and Black |
| Affiliation | NCAA Division I |
| Conference | Southern |
| Arena (Capacity) | Hawkins Arena (3,500) |
| President | Dr. William D. Underwood |
| Athletics Director | Jim Cole |
| Athletics Phone | (478) 301-4130 |

COACHING STAFF

| | |
|-------------------------|----------------|
| Head Coach | Bob Hoffman |
| Record at Mercer/Years | 164-113/8 |
| MBB Career Record/Years | 476-267/22 |
| Career Record/Seasons | 564-282/25 |
| Associate Head Coach | Doug Esleeck |
| Assistant Coach | Jason Eaker |
| Assistant Coach | Jarred Merrill |
| Basketball Phone | (478) 301-5211 |

BASKETBALL HISTORY

| | |
|---|-------------|
| First year of basketball | 1906-07 |
| Number of seasons | 105 |
| All-Time Record | 1,212-1,145 |
| Conference Regular Season Titles (Last) | 7 (2014) |
| Conference Tournament Titles (Last) | 3 (2014) |
| NCAA Tournament Appearances (Last) | 3 (2014) |
| NCAA Record | 1-3 |
| NIT Appearances (Last) | 1 (2013) |
| NIT Record | 1-1 |
| CollegeInsider.com Tournament Appearances | 2 (2016) |
| CIT Record | 5-1 |
| College Basketball Invitational Appearances | 1 (2015) |
| CBI Record | 1-1 |

MEDIA RELATIONS

| | |
|--|---------------------|
| Assistant AD/Media Relations (MBB Contact) | Patrick Walsh |
| Office Phone | (478) 301-5209 |
| Cell | (318) 514-9203 |
| E-mail | walsh_pt@mercer.edu |
| Assistant Director of Media Relations | Jenny Moss |
| Graduate Assistant | Gerrit Vangenderen |

SOUTHERN CONFERENCE

2016-17 STANDINGS

as of Dec. 30, 2016

| Team | SoCon | Pct. | Overall | Pct. |
|------------------|------------|-------------|------------|-------------|
| UNCG | 1-0 | 1.000 | 10-4 | .714 |
| ETSU | 0-0 | .000 | 10-3 | .769 |
| Chattanooga | 0-0 | .000 | 9-3 | .750 |
| Samford | 0-0 | .000 | 9-4 | .692 |
| Furman | 0-0 | .000 | 7-6 | .539 |
| Mercer | 0-0 | .000 | 6-7 | .462 |
| Wofford | 0-0 | .000 | 5-8 | .385 |
| Western Carolina | 0-0 | .000 | 5-8 | .385 |
| VMI | 0-0 | .000 | 3-8 | .273 |
| The Citadel | 0-1 | .000 | 7-7 | .500 |

UPCOMING SCHEDULE

Saturday, December 31

| | |
|----------------------------------|---------|
| *The Citadel at Furman | 12 p.m. |
| *Mercer at Wofford | 1 p.m. |
| *VMI at ETSU | 2 p.m. |
| *Chattanooga at Western Carolina | 2 p.m. |

Monday, January 2

| | |
|------------------------------|--------|
| *Chattanooga at UNCG | 7 p.m. |
| *Mercer at Furman | 7 p.m. |
| *The Citadel at Wofford | 7 p.m. |
| *Samford at Western Carolina | 7 p.m. |

Thursday, January 5

| | |
|-------------------------|-----------|
| *ETSU at The Citadel | 7 p.m. |
| *Wofford at Chattanooga | 7 p.m. |
| *VMI at Mercer | 7:30 p.m. |
| *Furman at Samford | 8 p.m. |

Saturday, January 7

| | |
|---------------------------|-----------|
| *VMI at The Citadel | 1 p.m. |
| *ETSU at Mercer | 4:30 p.m. |
| *Western Carolina at UNCG | 5 p.m. |
| *Furman at Chattanooga | 5 p.m. |
| *Wofford at Samford | 7 p.m. |

Wednesday, January 11

| | |
|-----------------------------|--------|
| *The Citadel at Chattanooga | 7 p.m. |
| *Mercer at Samford | 8 p.m. |

PRESEASON POLL (COACHES)

| Rank | Team (1st-Place Votes) | Total |
|-----------|------------------------|-----------|
| 1. | Chattanooga (8) | 80 |
| 2. | ETSU (2) | 74 |
| 3. | Wofford | 57 |
| 4. | Mercer | 55 |
| 5. | Furman | 50 |
| | UNCG | 50 |
| 7. | Samford | 32 |
| 8. | Western Carolina | 20 |
| 9. | VMI | 19 |
| 10. | The Citadel | 13 |

PRESEASON POLL (MEDIA)

| Rank | Team (1st-Place Votes) | Total |
|-----------|------------------------|------------|
| 1. | Chattanooga (26) | 296 |
| 2. | ETSU (4) | 268 |
| 3. | Furman | 213 |
| | Wofford | 213 |
| 5. | Mercer | 194 |
| 6. | UNCG | 142 |
| 7. | Samford | 113 |
| 8. | Western Carolina | 112 |
| 9. | The Citadel | 53 |
| 10. | VMI | 48 |

RIA'N CHANNELS HIS INNER PETULA CLARK

Early in his first season in a Mercer uniform, Ria'n Holland has already established himself as a dangerous threat from downtown. He enters this game as one of the better shooters in the nation from beyond the arc.

Ria'n Holland from Downtown

| Category | National Rank | SoCon Rank | Stat |
|-------------------|---------------|------------|-------|
| 3pt FG per game | 36 | 3 | 3.08 |
| 3pt FG overall | 59 | 5 | 37 |
| 3pt FG attempted | 68 | 5 | 93 |
| 3pt FG percentage | 84 | 4 | 39.8 |
| Points Per Game | 87 | 3 | 18.2 |
| Minutes Per Game | 75 | 1 | 34:15 |

STRAWBERRY DISH

Prior to the 2016-17 season, Mercer guard Jordan Strawberry expressed his desire to lead the nation in assists. The junior guard is already one of the top givers in the Southern Conference entering this week's games.

| Category | National Rank | SoCon Rank | Stat |
|--------------------------|---------------|------------|------|
| Total Assists | 94 | 6 | 60 |
| Assists per game | 100 | 4 | 4.6 |
| Assist to Turnover Ratio | 87 | 6 | 2.31 |

RIA'N MAKES IT RAI'N

What a Mercer debut for Ria'n Holland. The redshirt junior that previously played at Wichita State by way of Indian Hills CC made his inaugural game in a Bears uniform a memorial one as he scored a game-high 24 points and was 5-for-11 from behind the arc.

LOCK DOWN D...

Mercer's defense has already made quite a statement early this season. The Bears enter this week's game ranked 52nd in the nation (and first in the Southern Conference) in field goal percentage defense, holding opponents to only a 39.0 success rate in shooting the ball. That includes holding Florida - a perennial power house that averaged 42.6 percent shooting last year - to only 36.1 percent from the field on Nov. 13 against Mercer.

...STARTED AT THE BEGINNING...

Mercer's defense made an impressive showing in the second half of the season opener against Brewton-Parker on Friday, Nov. 11. The Bears made 22 consecutive defensive stops and held BPC scoreless over the final 12:25 in the game. Not a surprising performance, considering its numbers last year...

...RESPONSIBLE FOR DRY SPELLS...

If at first you don't succeed, try again. Surely that is Mercer opponents' mantra this season as the Bears defense is leaving other teams plenty of rebound opportunities. A stingy defense forced East Carolina on Nov. 25 to not make a field goal in two long stretches that combined for 12 minutes and then even held Davidson on Nov. 29 to a 5 1/2 minute stretch without a field goal.

OPPONENT DRY SPELLS

| FG Made Drought | Opponent | |
|-----------------|----------------|---------|
| 12:25 | Brewton-Parker | Nov. 11 |
| 12'+ | East Carolina | Nov. 25 |
| 10:08 | Oglethorpe | Dec. 7 |
| 5:30+ | Davidson | Nov. 29 |
| 4'+ | East Carolina | Nov. 25 |

...INCLUDED A DEJA VU...

Had we seen that before? Mercer's defense went into lock down mode over the final seven minutes of the Bears' Nov. 20 game against Georgia Southern at Hawkins Arena, allowing only four points out of the opponents as Mercer ended the game on a 25-4 run. If that seems like a deja vu, maybe that's because it was...

...CONTINUED FROM LAST YEAR

The Bears held opponents to a combined shooting percentage of .402 from the field last season, the best mark in the SoCon. The Bears held 14 opponents to shooting under .400 percent from the floor. Mercer's defense has held four teams to 50 points or less last season (Alabama State, Alcorn State, Hiwassee and Samford).

JELKS RETURNS, WITH HONORS

An offseason after claiming All-Southern Conference honors, forward Stephon Jelks returns to Mercer for his junior season with fanfare. The Marietta, Georgia native was named to the 2016-17 Preseason All-SoCon Team by a vote of the league's coaches.

2016-17 PRESEASON ALL-SOCON TEAM

| | |
|------------------------------|---------------------------|
| T.J. Cromer, ETSU | Casey Jones, Chattanooga |
| Hanner Mosquera-Perea, ETSU | Tre' McLean, Chattanooga |
| Devin Sibley, Furman | Justin Tuoyo, Chattanooga |
| Stephon Jelks, Mercer | QJ Peterson, VMI |
| R.J. White, UNCG | Fletcher Magee, Wofford |

BOUNCING BACK

Mercer is 48-19 after a loss over the last five (now six) seasons. That mark added two wins so far this year as the season opener followed last season's loss to Coastal Carolina while Mercer rebounded to the loss against Florida by beating Georgia Southern.

HOME, SWEET, HOME

Mercer is 78-11 at Hawkins Arena since the start of the 2011-12 season. The Bears have lost just twice against a non-conference opponent in the regular season at Hawkins Arena since the beginning of the 2012 season, falling to Dartmouth, 67-51 on December 16, 2014 and then to Davidson, 78-57, on November 29, 2016.

BEST FANS IN THE LAND

There is little doubt that Mercer fans are some of the best in the region. Entering games early in December, Mercer has a league-lead in average attendance over its home games in Hawkins Arena.

That's not surprising as new attendance records at Hawkins Arena were set twice last season. Mercer was third in the SoCon in attendance last season, averaging 3,070 fans per game. The Bears recorded sellouts in 10-of-14 games last year, including eight of nine Southern Conference contests.

| ATTENDANCE | Home | Avg. | Away | Avg. | Neutral | Avg. | Total | Avg. |
|------------------|------------------|-------------|------------------|-------------|-----------------|-------------|-------------------|-------------|
| ETSU | 6-20279 | 3380 | 4-25340 | 6335 | 3-2605 | 868 | 13-48224 | 3710 |
| Mercer | 6-18758 | 3126 | 4-20571 | 5143 | 3-8370 | 2790 | 13-47699 | 3669 |
| Chattanooga | 5-15046 | 3009 | 5-39631 | 7926 | 2-1041 | 520 | 12-55718 | 4643 |
| UNCG | 8-19839 | 2480 | 4-12336 | 3084 | 2-0 | 0 | 14-32175 | 2298 |
| Western Carolina | 5-6379 | 1276 | 8-47499 | 5937 | 0-0 | 0 | 13-53878 | 4144 |
| Furman | 5-5510 | 1102 | 8-26471 | 3309 | 0-0 | 0 | 13-31981 | 2460 |
| The Citadel | 8-8613 | 1077 | 6-30361 | 5060 | 0-0 | 0 | 14-38974 | 2784 |
| Samford | 6-5995 | 999 | 7-26283 | 3755 | 0-0 | 0 | 13-32278 | 2483 |
| Wofford | 4-3697 | 924 | 5-25577 | 5115 | 4-4885 | 1221 | 13-34159 | 2628 |
| VMI | 5-4577 | 915 | 6-38309 | 6385 | 0-0 | 0 | 11-42886 | 3899 |
| Totals | 58-108693 | 1874 | 57-292378 | 5129 | 14-16901 | 1207 | 129-417972 | 3240 |

DUNK TRACKER

A look at Mercer's game-by-game dunks this season

| Date | Opponent | Dunks |
|-------|-------------------|--|
| 11/11 | Brewton-Parker | - |
| 11/13 | vs. Florida | - |
| 11/20 | Georgia Southern | Fishler Jelks Rivers Ringer (2) |
| 11/22 | Radford | Rivers (3) |
| 11/25 | vs. East Carolina | - |
| 11/26 | vs. Akron | - |
| 11/29 | Davidson | - |
| 12/3 | at George Mason | - |
| 12/7 | Oglethorpe | Fishler Rivers (3) |
| 12/10 | at Clemson | - |
| 12/18 | at Auburn | Jelks |
| 12/22 | La Salle | - |
| 12/28 | at Kennesaw State | - |

2016-17 MERCER MEN'S BASKETBALL

NATIONAL POLLS

ASSOCIATED PRESS

| RK | TEAM | RECORD | PTS |
|----|----------------|--------|-------|
| 1 | Villanova (56) | 12-0 | 1,614 |
| 2 | UCLA (3) | 13-0 | 1,518 |
| 3 | Kansas | 11-1 | 1,461 |
| 4 | Baylor (6) | 12-0 | 1,458 |
| 5 | Duke | 12-1 | 1,375 |
| 6 | Louisville | 11-1 | 1,260 |
| 7 | Gonzaga | 12-0 | 1,222 |
| 8 | Kentucky | 10-2 | 1,171 |
| 9 | North Carolina | 11-2 | 1,113 |
| 10 | Creighton | 12-0 | 1,049 |
| 11 | West Virginia | 11-1 | 933 |
| 12 | Virginia | 10-1 | 892 |
| 13 | Butler | 11-1 | 837 |
| 14 | Wisconsin | 11-2 | 772 |
| 15 | Purdue | 11-2 | 745 |
| 16 | Indiana | 10-2 | 709 |
| 17 | Xavier | 10-2 | 548 |
| 18 | Arizona | 11-2 | 512 |
| 19 | Saint Mary's | 10-1 | 407 |
| 20 | Florida State | 12-1 | 326 |
| 21 | Oregon | 11-2 | 321 |
| 22 | USC | 13-0 | 248 |
| 23 | Cincinnati | 10-2 | 207 |
| 24 | Notre Dame | 10-2 | 204 |
| 25 | Florida | 9-3 | 76 |

Others receiving votes: Maryland 40, Virginia Tech 37, Seton Hall 18, **Clemson 12**, Minnesota 8, Miami 8, Oklahoma State 7, Northwestern 5, South Carolina 4, UNC Wilmington 3, Arkansas 3, Iowa State 2

USA TODAY COACHES

| RK | TEAM | RECORD | PTS |
|----|----------------|--------|-----|
| 1 | Villanova (27) | 12-0 | 771 |
| 2 | UCLA (2) | 13-0 | 736 |
| 3 | Kansas (1) | 11-1 | 695 |
| 4 | Baylor | 12-0 | 656 |
| 5 | Duke (1) | 12-1 | 641 |
| 6 | Gonzaga | 12-0 | 600 |
| 7 | Louisville | 11-1 | 560 |
| 8 | Kentucky | 10-2 | 537 |
| 9 | Creighton | 12-0 | 531 |
| 10 | North Carolina | 11-2 | 522 |
| 11 | Virginia | 10-1 | 454 |
| 12 | West Virginia | 11-1 | 438 |
| 13 | Butler | 11-1 | 397 |
| 14 | Wisconsin | 11-2 | 347 |
| 15 | Purdue | 11-2 | 331 |
| 16 | Indiana | 10-2 | 285 |
| 17 | Xavier | 10-2 | 277 |
| 18 | Arizona | 11-2 | 232 |
| 19 | Saint Mary's | 10-1 | 214 |
| 20 | Florida State | 12-1 | 161 |
| 21 | Oregon | 11-2 | 148 |
| 22 | Southern Cal | 13-0 | 136 |
| 23 | Cincinnati | 10-2 | 93 |
| 24 | Notre Dame | 10-2 | 92 |
| 25 | South Carolina | 9-2 | 57 |

Others receiving votes: **Florida 37**, Maryland 33, Arkansas 27, Oklahoma State 17, Miami 13, TCU 7, California 7, Minnesota 7, Virginia Tech 4, Seton Hall 4, Nevada 3, Colorado 2, UNC Wilmington 1, New Mexico State 1, Middle Tennessee 1

SEASON/CAREER TOTALS

| Double-Digit Scoring | 16-17 | Career |
|----------------------|-------|--------|
| Stephon Jelks | 4 | 32 |
| Demetre Rivers | 10 | 28 |
| Jordan Strawberry | 6 | 20 |
| Ria'n Holland | 11 | 11 |
| Ethan Stair | 0 | 9 |
| Desmond Ringer | 2 | 6 |
| Ryan Johnson | 3 | 3 |
| Ross Cummings | 1 | 1 |
| Rashad Lewis | 1 | 1 |
| Andrew Fishler | 0 | 1 |
| Cory Kilby | 0 | 1 |

| 20+ Point Games | 16-17 | Career |
|-------------------|-------|--------|
| Ria'n Holland | 5 | 5 |
| Jordan Strawberry | 1 | 4 |
| Stephon Jelks | 0 | 4 |
| Demetre Rivers | 1 | 3 |
| Andrew Fishler | 0 | 1 |
| Desmond Ringer | 0 | 1 |

| Games Led in Scoring | 16-17 | Career |
|----------------------|-------|--------|
| Demetre Rivers | 3 | 10 |
| Ria'n Holland | 8 | 8 |
| Stephon Jelks | 1 | 8 |
| Jordan Strawberry | 1 | 4 |
| Desmond Ringer | 0 | 2 |
| Andrew Fishler | 0 | 1 |
| Ryan Johnson | 1 | 1 |

| Double-Doubles | 15-16 | Career |
|----------------|-------|--------|
| Stephon Jelks | 0 | 10 |
| Andrew Fishler | 0 | 1 |

| 10+ Assist Games | 16-17 | Career |
|-------------------|-------|--------|
| Jordan Strawberry | 1 | 1 |

| 5+ 3-Point FG Games | 16-17 | Career |
|---------------------|-------|--------|
| Ria'n Holland | 3 | 3 |
| Demetre Rivers | 1 | 1 |
| Jordan Strawberry | 1 | 1 |

2016-17 TEAM ALMANAC

| | |
|------------------------|------|
| Longest Winning Streak | 3 |
| Longest Losing Streak | 3 |
| Most Points Scored | 98 |
| Fewest Points Scored | 47 |
| Most Points Allowed | 98 |
| Fewest Points Allowed | 41 |
| Average Points Scored | 71.7 |
| Average Points Allowed | 70.2 |

2016-17 INDIVIDUAL HIGHS

| | |
|---------------|---|
| Most Points | 31, J. Strawberry vs. La Salle (12/22/16) |
| Most Rebounds | 13, JJ N'Ganga vs. Davidson (11/29/16) |
| Most Blocks | 5, A. Fishler vs. Radford (11/22/16) |
| Most Assists | 11, J. Strawberry vs. Brewton-Parker (11/11/16) |
| Most Steals | 3, R. Holland vs. Ga. Southern (11/20/16) |
| | 3, D. Roy vs. Oglethorpe (12/7/16) |

NATIONAL RANKINGS

THROUGH DEC. 29, 2016

TEAM

| | NCAA | SoCon | Value |
|-----------------------------------|------|-------|-------|
| 3-pt Field Goal Attempts | 109 | 5 | 301 |
| Assist Turnover Ratio | 98 | 4 | 1.15 |
| Assists Per Game | 173 | 7 | 13.9 |
| Blocked Shots Per Game | 315 | 8 | 2.2 |
| Defensive Rebounds per Game | 249 | 6 | 24.62 |
| Fewest Fouls | 98 | 1 | 226 |
| Fewest Turnovers | 87 | 2 | 157 |
| Field-Goal Percentage | 167 | 7 | 44.6 |
| Field-Goal Percentage Defense | 106 | 3 | 41.2 |
| Free Throw Attempts | 320 | 8 | 203 |
| Free Throws Made | 278 | 6 | 153 |
| Free-Throw Percentage | 32 | 2 | 75.4 |
| Offensive Rebounds Per Game | 44 | 3 | 13.15 |
| Personal Fouls Per Game | 70 | 1 | 17.4 |
| Rebound Margin | 55 | 2 | 5.7 |
| Scoring Defense | 146 | 5 | 70.2 |
| Scoring Margin | 198 | 7 | 1.5 |
| Scoring Offense | 234 | 8 | 71.7 |
| Steals Per Game | 347 | 10 | 3.5 |
| Three Pt FG Defense | 212 | 7 | 35.2 |
| Three-Point Field Goals Per Game | 83 | 5 | 8.7 |
| Three-Point Field-Goal Percentage | 81 | 6 | 37.5 |
| Total 3-point FGM | 83 | 5 | 113 |
| Total Assists | 167 | 7 | 181 |
| Total Blocks | 304 | 8 | 28 |
| Total Rebounds | 130 | 5 | 491 |
| Total Rebounds Per Game | 128 | 4 | 37.77 |
| Total Steals | 346 | 10 | 45 |
| Turnover Margin | 297 | 9 | -2.4 |
| Turnovers Forced | 344 | 10 | 9.69 |
| Turnovers Per Game | 67 | 1 | 12.1 |
| Won-Lost Percentage | 223 | 7 | 46.2 |

INDIVIDUAL

| 3-pt Field Goal Attempts | | | |
|-----------------------------------|-----|---|-------|
| Ria'N Holland | 68 | 5 | 93 |
| Assist-Turnover Ratio | | | |
| Jordan Strawberry | 87 | 6 | 2.31 |
| Assists Per Game | | | |
| Jordan Strawberry | 100 | 4 | 4.6 |
| Field Goal Percentage | | | |
| Demetre Rivers | 42 | 1 | 56.9 |
| Minutes Per Game | | | |
| Ria'n Holland | 75 | 1 | 34:15 |
| Points Per Game | | | |
| Ria'N Holland | 87 | 3 | 18.2 |
| Three-Point Field Goals Per Game | | | |
| Ria'N Holland | 36 | 3 | 3.08 |
| Three-Point Field Goal Percentage | | | |
| Ria'N Holland | 84 | 4 | 39.8 |
| Total 3-point FGM | | | |
| Ria'N Holland | 59 | 5 | 37 |
| Total Assists | | | |
| Jordan Strawberry | 94 | 6 | 60 |

RECORD BREAKDOWN

| | |
|---|-----|
| Overall | 6-7 |
| Home | 4-2 |
| Road | 1-3 |
| Neutral | 1-2 |
| Overtime | 0-1 |
| SoCon | 0-0 |
| SoCon Home | 0-0 |
| SoCon Road | 0-0 |
| In afternoon games | 2-3 |
| In night games | 4-4 |
| When scoring first | 2-3 |
| When opponent scores first | 4-4 |
| When leading at halftime | 5-2 |
| When trailing at halftime | 1-5 |
| When tied at halftime | 0-0 |
| Leading with 5:00 left | 5-0 |
| Trailing with 5:00 left | 1-7 |
| Tied with 5:00 left | 0-0 |
| In games decided by 3 points or less | 0-3 |
| In games decided by 4-10 points | 2-0 |
| In games decided by more than 10 points | 4-4 |
| When scoring 30-39 points | 0-0 |
| When scoring 40-49 points | 0-1 |
| When scoring 50-59 points | 1-2 |
| When scoring 60-69 points | 0-2 |
| When scoring 70-79 points | 1-1 |
| When scoring 80-89 points | 3-0 |
| When scoring 90+ points | 1-1 |
| When scoring 100+ points | 0-0 |
| When allowing less than 40 points | 0-0 |
| When allowing 40-49 points | 2-0 |
| When allowing 50-59 points | 1-0 |
| When allowing 60-69 points | 2-1 |
| When allowing 70-79 points | 1-4 |
| When allowing 80-89 points | 0-0 |
| When allowing 90+ points | 0-2 |
| When allowing 100+ points | 0-0 |
| When shooting less than 30% | 0-0 |
| When shooting 30-39% | 0-3 |
| When shooting 40-49% | 3-4 |
| When shooting 50% or better | 3-0 |
| When opponents shoot less than 30% | 0-0 |
| When opponents shoot 30-39% | 4-1 |
| When opponents shoot 40-49% | 1-5 |
| When opponents shoot 50% or better | 1-1 |
| When out-shooting opponents | 6-2 |
| When out-shot by opponents | 0-5 |
| When percentages are even | 0-0 |
| When out-rebounding opponents | 4-4 |
| When out-rebounded by opponents | 2-3 |
| When rebounds are even | 0-0 |
| When committing more turnovers | 1-7 |
| When committing less turnovers | 5-0 |
| When turnovers are even | 0-0 |
| Sunday | 1-2 |
| Monday | 0-0 |
| Tuesday | 1-1 |
| Wednesday | 2-0 |
| Thursday | 0-1 |
| Friday | 2-0 |
| Saturday | 0-3 |
| White uniforms | 5-3 |
| Orange uniforms | 0-0 |
| Black uniforms | 1-4 |

THE LAST TIME...

A Mercer Player Had:

20 points or more**31, Jordan Strawberry vs. La Salle (12/22/16)****27, Ria'n Holland vs. La Salle (12/22/16)****25 points or more****31, Jordan Strawberry vs. La Salle (12/22/16)****27, Ria'n Holland vs. La Salle (12/22/16)****30 points or more****31, Jordan Strawberry vs. La Salle (12/22/16)****10 rebounds or more****10, Stephon Jelks vs. La Salle (12/22/16)**

15 rebounds or more

17, Stephon Jelks at The Citadel (1/9/16)

8 assists or more**11, Jordan Strawberry vs. Brewton-Parker (11/11/16)**

5 steals or more

5, Langston Hall at Florida State (12/2/12)

5 blocks or more**5, Andrew Fishler vs. Radford (11/22/16)**

a double-double

Phillip Leonard (11 pts, 11 reb) vs. The Citadel (3/4/16)

A Mercer Opponent Had:

20 points or more**26, Jordan Price, La Salle (12/22/16)****23, B.J. Johnson, La Salle (12/22/16)****20, Pookie Powell, La Salle (12/22/16)****26, Jordan Price, La Salle (12/22/16)****33, Jack Gibbs, Davidson (11/29/16)****25 points or more****10, Aubrey Williams, Kennesaw State (12/28/16)****30 points or more****10 rebounds or more**

15, Casey Jones, Chattanooga (1/29/15)

15 rebounds or more

8, Diante Baldwin, UNCG (1/30/16)

8 assists or more

7, Jae'Sean Tate, Ohio State (12/22/15)

5 steals or more

6, Alan Williams, UCSB (11/28/14)

5 blocks or more

a double-double**Aubrey Williams (16 pts, 10 reb), Kennesaw State (12/28/16)**

Mercer:

Scored 90 points**96, vs. La Salle (12/22/16)****Allowed 90 points****98, La Salle (12/22/16)**

Scored 100 points

117, at Valparaiso (11/29/13)

Allowed 100 points

108, at Valparaiso (11/29/13)

Scored less than 50 points**47, at Clemson (12/10/16)****Allowed less than 50 points****41, Oglethorpe (12/7/16)****Shot 50 percent or better****55.1% (27-49) at Kennesaw State (12/28/16)****Shot 35 percent or below****30.4% (17-56) at Clemson (12/10/16)****Shot 80+ percent from FT line****80.0% (12-15) at Kennesaw State (12/28/16)**

Shot 90+ percent from FT line

100.0% (9-9) at Coastal Carolina (3/15/16)

Made 20+ free throws**34, vs. La Salle (12/22/16)****Made 10+ 3-point field goals****14, at Kennesaw State (12/28/16)**

Grabbed 50 or more rebounds

54, at WCU (1/24/16)

Grabbed 60 or more rebounds

60, vs. The Citadel (2/6/16)

Forced 25 or more turnovers

27, vs. FGCU (1/14/08)

Had four players in double-figures**vs. Oglethorpe (12/7/16)****Had five players in double-figures****vs. East Carolina (11/25/16)**


Had six players in double-figures

at The VMI (2/25/16)

Won in overtime

70-69 (1OT) vs. Wofford (1/16/16)

Lost in overtime**98-96 (3OT) vs. La Salle (12/22/16)**



HEAD COACH BOB HOFFMAN

NINTH SEASON

OKLAHOMA BAPTIST, 1979

• 2014 A-Sun Coach of the Year

• 2013 A-Sun Coach of the Year

- Signed on as Mercer head coach on March 27, 2008
- Named 2013 & 2014 Atlantic Sun Coach of the Year
- 564 wins as a head coach and 164 wins at Mercer
- Guided Mercer to program's first outright Atlantic Sun regular season title in 2012-13 and first NCAA Tournament win in 2014
- Led Mercer to 2012 CollegiateInsider.com Tournament Title
- Presided over program best 27-9 season in 2013-14
- 10 high-major wins in 8 seasons at Mercer- wins over Arkansas, Auburn, Alabama (2x), Duke, Georgia Tech, Florida State, Seton Hall & Ole Miss
- First coach to win in all four postseason tournaments (NCAA, NIT, CIT, CBI) in a four-year span
- Achieved three-straight 20-win seasons, a first for Mercer men's basketball
- 73-34 record after the New Year in last five seasons

MERCER POSTSEASON WINS UNDER HOFFMAN

| OPPONENT | SCORE | TOURNAMENT | DATE |
|--------------------|-------------|--------------------|----------------|
| The Citadel | 71-69 | SoCon First Round | March 4, 2016 |
| Stony Brook | 72-70 | CBI First Round | March 18, 2015 |
| Duke | 78-71 | NCAA Second Round | March 21, 2014 |
| Florida Gulf Coast | 68-60 | A-Sun Championship | March 9, 2014 |
| USC Upstate | 78-75 (2OT) | A-Sun Semifinal | March 6, 2014 |
| Jacksonville | 85-64 | A-Sun Quarterfinal | March 4, 2014 |
| Tennessee | 75-67 | NIT First Round | March 20, 2013 |
| USC Upstate | 72-64 | A-Sun Semifinal | March 8, 2013 |
| Lipscomb | 82-48 | A-Sun Quarterfinal | March 6, 2013 |
| Utah State | 70-67 | CIT Championship | March 28, 2012 |
| Fairfield | 64-59 | CIT Semifinal | March 24, 2012 |
| Old Dominion | 79-73 | CIT Quarterfinal | March 21, 2012 |
| Georgia State | 64-59 | CIT Second Round | March 17, 2012 |
| Tennessee State | 68-60 | CIT First Round | March 13, 2012 |
| Lipscomb | 61-53 | A-Sun Quarterfinal | Feb. 29, 2012 |
| Lipscomb | 73-63 | A-Sun Quarterfinal | March 3, 2011 |
| Jacksonville | 66-63 | A-Sun Semifinal | March 5, 2010 |
| Belmont | 87-81 | A-Sun Quarterfinal | March 4, 2010 |

HOFFMAN YEAR-BY-YEAR

SOUTHERN NAZARENE (WOMEN)

| Year | W-L |
|----------------------|---------------------|
| 1987-88 | 21-11 |
| 1988-89 | 36-2 |
| 1989-90 | 31-3 |
| Three Seasons | 88-16 (.846) |

OKLAHOMA BAPTIST

| Year | W-L |
|---------------------|----------------------|
| 1990-91 | 15-17 |
| 1991-92 | 16-17 |
| 1992-93 | 34-4 |
| 1993-94 | 30-7 |
| 1994-95 | 28-6 |
| 1995-96 | 29-7 |
| 1996-97 | 36-4 |
| 1997-98 | 24-9 |
| 1998-99 | 31-7 |
| Nine Seasons | 243-78 (.757) |

TEXAS PAN-AMERICAN

| Year | W-L |
|---------------------|---------------------|
| 1999-00 | 12-16 |
| 2000-01 | 12-17 |
| 2001-02 | 21-9 |
| 2002-03 | 10-20 |
| 2003-04 | 14-14 |
| Five Seasons | 69-76 (.542) |

MERCER

| Year | W-L |
|----------------------|-----------------------|
| 2008-09 | 17-15 |
| 2009-10 | 16-17 |
| 2010-11 | 15-18 |
| 2011-12 | 27-11 |
| 2012-13 | 24-12 |
| 2013-14 | 27-9 |
| 2014-15 | 19-16 |
| 2015-16 | 19-15 |
| Eight Seasons | 164-113 (.592) |

CAREER HEAD COACHING RECORD

| | |
|-------------------|-----------------------|
| 25 Seasons | 564-283 (.666) |
|-------------------|-----------------------|

MERCER POWER CONFERENCE WINS UNDER HOFFMAN

| Opponent | Score | Date | Location |
|---------------|------------|----------------|-------------------|
| Arkansas | 69-66 (OT) | Dec. 19, 2015 | Little Rock, Ark. |
| No. 6 Duke | 78-71 | March 21, 2014 | Raleigh, N.C. |
| Ole Miss | 79-76 | Dec. 22, 2013 | Oxford, Miss. |
| Seton Hall | 77-74 | Nov. 16, 2013 | Macon, Ga. |
| Tennessee | 75-67 | Mar. 20, 2013 | Knoxville, Tenn. |
| Alabama | 66-59 | Dec. 22, 2012 | Tuscaloosa, Ala. |
| Florida State | 61-56 | Dec. 2, 2012 | Tallahassee, Fla. |
| Georgia Tech | 65-59 | Dec. 22, 2010 | Atlanta, Ga. |
| Auburn | 78-74 | Nov. 19, 2008 | Auburn, Ala. |
| Alabama | 72-69 | Nov. 16, 2008 | Tuscaloosa, Ala. |



Mercer University Basketball
Mercer Combined Team Statistics (as of Dec 30, 2016)
All games



| RECORD: | OVERALL | HOME | AWAY | NEUTRAL |
|----------------|----------------|-------------|-------------|----------------|
| ALL GAMES | 6-7 | 4-2 | 1-3 | 1-2 |
| CONFERENCE | 0-0 | 0-0 | 0-0 | 0-0 |
| NON-CONFERENCE | 6-7 | 4-2 | 1-3 | 1-2 |

| # | Player | gp-gs | min | avg | Total | | 3-Point | | F-Throw | | Rebounds | | | | | | | | | | pts | avg |
|----------------|-------------------|-------|------|------|---------|------|---------|------|---------|------|----------|-----|-----|------|-----|----|-----|-----|-----|-----|-----|------|
| | | | | | fg-fga | fg% | 3fg-fga | 3fg% | ft-fa | ft% | off | def | tot | avg | pf | dq | a | to | blk | stl | | |
| 10 | Ria'n Holland | 12-12 | 411 | 34.2 | 74-172 | .430 | 37-93 | .398 | 33-40 | .825 | 12 | 30 | 42 | 3.5 | 27 | 0 | 27 | 19 | 2 | 15 | 218 | 18.2 |
| 23 | Demetre Rivers | 13-13 | 397 | 30.5 | 66-116 | .569 | 19-48 | .396 | 21-26 | .808 | 13 | 23 | 36 | 2.8 | 34 | 2 | 18 | 24 | 4 | 2 | 172 | 13.2 |
| 05 | Jordan Strawberry | 13-13 | 373 | 28.7 | 44-102 | .431 | 19-42 | .452 | 27-32 | .844 | 10 | 34 | 44 | 3.4 | 19 | 0 | 60 | 26 | 0 | 8 | 134 | 10.3 |
| 15 | Stephon Jelks | 13-13 | 330 | 25.4 | 31-69 | .449 | 11-33 | .333 | 25-30 | .833 | 25 | 53 | 78 | 6.0 | 24 | 0 | 20 | 18 | 4 | 2 | 98 | 7.5 |
| 00 | Desmond Ringer | 13-13 | 313 | 24.1 | 34-67 | .507 | 0-0 | .000 | 11-20 | .550 | 26 | 44 | 70 | 5.4 | 27 | 1 | 6 | 22 | 4 | 1 | 79 | 6.1 |
| 13 | Ryan Johnson | 13-0 | 180 | 13.8 | 25-56 | .446 | 11-28 | .393 | 14-16 | .875 | 12 | 38 | 50 | 3.8 | 23 | 1 | 6 | 7 | 0 | 2 | 75 | 5.8 |
| 25 | Rashad Lewis | 13-0 | 143 | 11.0 | 13-40 | .325 | 8-26 | .308 | 4-6 | .667 | 3 | 14 | 17 | 1.3 | 18 | 1 | 27 | 8 | 0 | 5 | 38 | 2.9 |
| 01 | Cory Kilby | 8-0 | 92 | 11.5 | 8-20 | .400 | 3-7 | .429 | 4-6 | .667 | 7 | 12 | 19 | 2.4 | 8 | 0 | 5 | 6 | 0 | 1 | 23 | 2.9 |
| 55 | Andrew Fishler | 12-0 | 95 | 7.9 | 11-23 | .478 | 0-0 | .000 | 9-15 | .600 | 9 | 14 | 23 | 1.9 | 16 | 0 | 1 | 4 | 10 | 1 | 31 | 2.6 |
| 20 | Darius Roy | 11-0 | 88 | 8.0 | 9-28 | .321 | 1-6 | .167 | 3-6 | .500 | 9 | 10 | 19 | 1.7 | 5 | 0 | 5 | 4 | 0 | 6 | 22 | 2.0 |
| 44 | JJ N'Ganga | 13-0 | 133 | 10.2 | 11-26 | .423 | 0-0 | .000 | 2-6 | .333 | 11 | 19 | 30 | 2.3 | 16 | 0 | 1 | 11 | 4 | 1 | 24 | 1.8 |
| 24 | Ross Cummings | 9-0 | 88 | 9.8 | 6-22 | .273 | 3-15 | .200 | 0-0 | .000 | 5 | 3 | 8 | 0.9 | 4 | 0 | 5 | 5 | 0 | 1 | 15 | 1.7 |
| 02 | Jaylen Stowe | 7-1 | 29 | 4.1 | 1-4 | .250 | 1-3 | .333 | 0-0 | .000 | 1 | 2 | 3 | 0.4 | 5 | 0 | 0 | 1 | 0 | 0 | 3 | 0.4 |
| 03 | Stephen Gavin | 2-0 | 3 | 1.5 | 0-1 | .000 | 0-0 | .000 | 0-0 | .000 | 0 | 0 | 0 | 0.0 | 0 | 0 | 0 | 0 | 0 | 0 | 0 | 0.0 |
| Team | | | | | | | | | | | 28 | 24 | 52 | | | | 2 | | | | | |
| Total..... | | 13 | 2675 | | 333-746 | .446 | 113-301 | .375 | 153-203 | .754 | 171 | 320 | 491 | 37.8 | 226 | 5 | 181 | 157 | 28 | 45 | 932 | 71.7 |
| Opponents..... | | 13 | 2675 | | 305-740 | .412 | 118-335 | .352 | 184-240 | .767 | 146 | 271 | 417 | 32.1 | 227 | 2 | 171 | 126 | 45 | 65 | 912 | 70.2 |

| TEAM STATISTICS | MER | OPP |
|------------------------|---------|---------|
| SCORING | 932 | 912 |
| Points per game | 71.7 | 70.2 |
| Scoring margin | +1.5 | - |
| FIELD GOALS-ATT | 333-746 | 305-740 |
| Field goal pct | .446 | .412 |
| 3 POINT FG-ATT | 113-301 | 118-335 |
| 3-point FG pct | .375 | .352 |
| 3-pt FG made per game | 8.7 | 9.1 |
| FREE THROWS-ATT | 153-203 | 184-240 |
| Free throw pct | .754 | .767 |
| F-Throws made per game | 11.8 | 14.2 |
| REBOUNDS | 491 | 417 |
| Rebounds per game | 37.8 | 32.1 |
| Rebounding margin | +5.7 | - |
| ASSISTS | 181 | 171 |
| Assists per game | 13.9 | 13.2 |
| TURNOVERS | 157 | 126 |
| Turnovers per game | 12.1 | 9.7 |
| Turnover margin | -2.4 | - |
| Assist/turnover ratio | 1.2 | 1.4 |
| STEALS | 45 | 65 |
| Steals per game | 3.5 | 5.0 |
| BLOCKS | 28 | 45 |
| Blocks per game | 2.2 | 3.5 |
| ATTENDANCE | 18758 | 28941 |
| Home games-Avg/Game | 6-3126 | 4-5143 |
| Neutral site-Avg/Game | - | 3-2790 |

| Date | Opponent | | Score | Att. |
|------------|-------------------|-----|-------|------|
| 11/11/16 | BREWTON-PARKER | W | 87-53 | 3553 |
| ! 11/13/16 | vs Florida | L | 54-76 | 3716 |
| ^ 11/20/16 | GEORGIA SOUTHERN | W | 80-67 | 3508 |
| ^ 11/22/16 | RADFORD | W | 58-47 | 2572 |
| % 11/25/16 | vs East Carolina | W | 70-66 | 2263 |
| % 11/26/16 | vs Akron | L | 63-65 | 2391 |
| 11/29/16 | DAVIDSON | L | 57-78 | 3228 |
| 12/3/16 | at George Mason | L | 68-79 | 3560 |
| 12/07/16 | OGLETHORPE | W | 98-41 | 2625 |
| 12/10/16 | at Clemson | L | 47-90 | 7514 |
| 12/18/16 | at Auburn | L | 74-76 | 7991 |
| 12/22/16 | LA SALLE | Lo3 | 96-98 | 3272 |
| 12/28/16 | at Kennesaw State | W | 80-76 | 1506 |

* = Southern Conference game
 ! - in Jacksonville, Fla. (Veterans Memorial Arena)
 ^ - Savannah Invitational opening round game
 % - Savannah Invitational (Savannah, Ga.)

| Score by Periods | 1st | 2nd | OT | OT2 | OT3 | Totals |
|------------------|-----|-----|----|-----|-----|--------|
| Mercer | 406 | 500 | 9 | 6 | 11 | 932 |
| Opponents | 418 | 466 | 9 | 6 | 13 | 912 |

2016-17 MERCER MEN'S BASKETBALL



Mercer University Basketball Mercer Season/Career Statistics (as of Dec 30, 2016) All games



SEASON STATISTICS

CAREER STATISTICS

| SUMMARY | gp-gs | min/g | fg% | 3fg% | ft% | r/g | a/g | stl | blk | pts/g | gp-gs | min/g | fg% | 3fg% | ft% | r/g | a/g | stl | blk | pts/g |
|-------------------|-------|-------|------|------|------|-----|-----|-----|-----|-------|-------|-------|------|------|------|-----|-----|-----|-----|-------|
| Ria'n Holland | 12-12 | 34.2 | .430 | .398 | .825 | 3.5 | 2.3 | 15 | 2 | 18.2 | 12-12 | 34.2 | .430 | .398 | .825 | 3.5 | 2.3 | 15 | 2 | 18.2 |
| Demetre Rivers | 13-13 | 30.5 | .569 | .396 | .808 | 2.8 | 1.4 | 2 | 4 | 13.2 | 68-46 | 18.6 | .466 | .375 | .846 | 2.1 | 0.7 | 15 | 15 | 7.5 |
| Jordan Strawberry | 13-13 | 28.7 | .431 | .452 | .844 | 3.4 | 4.6 | 8 | 0 | 10.3 | 81-18 | 21.4 | .394 | .383 | .827 | 2.0 | 3.2 | 56 | 1 | 6.9 |
| Stephon Jelks | 13-13 | 25.4 | .449 | .333 | .833 | 6.0 | 1.5 | 2 | 4 | 7.5 | 78-48 | 22.0 | .455 | .364 | .769 | 5.9 | 1.3 | 45 | 21 | 8.4 |
| Desmond Ringer | 13-13 | 24.1 | .507 | .000 | .550 | 5.4 | 0.5 | 1 | 4 | 6.1 | 36-36 | 24.6 | .574 | .000 | .727 | 4.9 | 0.6 | 6 | 22 | 7.2 |
| Ryan Johnson | 13-0 | 13.8 | .446 | .393 | .875 | 3.8 | 0.5 | 2 | 0 | 5.8 | 13-0 | 13.8 | .446 | .393 | .875 | 3.8 | 0.5 | 2 | 0 | 5.8 |
| Rashad Lewis | 13-0 | 11.0 | .325 | .308 | .667 | 1.3 | 2.1 | 5 | 0 | 2.9 | 13-0 | 11.0 | .325 | .308 | .667 | 1.3 | 2.1 | 5 | 0 | 2.9 |
| Cory Kilby | 8-0 | 11.5 | .400 | .429 | .667 | 2.4 | 0.6 | 1 | 0 | 2.9 | 42-0 | 8.8 | .409 | .324 | .684 | 1.7 | 0.4 | 3 | 5 | 2.3 |
| Andrew Fishler | 12-0 | 7.9 | .478 | .000 | .600 | 1.9 | 0.1 | 1 | 10 | 2.6 | 43-6 | 7.8 | .478 | .000 | .600 | 1.9 | 0.1 | 3 | 33 | 2.7 |
| Darius Roy | 11-0 | 8.0 | .321 | .167 | .500 | 1.7 | 0.5 | 6 | 0 | 2.0 | 11-0 | 8.0 | .321 | .167 | .500 | 1.7 | 0.5 | 6 | 0 | 2.0 |
| JJ N'Ganga | 13-0 | 10.2 | .423 | .000 | .333 | 2.3 | 0.1 | 1 | 4 | 1.8 | 13-0 | 10.2 | .423 | .000 | .333 | 2.3 | 0.1 | 1 | 4 | 1.8 |
| Ross Cummings | 9-0 | 9.8 | .273 | .200 | .000 | 0.9 | 0.6 | 1 | 0 | 1.7 | 9-0 | 9.8 | .273 | .200 | .000 | 0.9 | 0.6 | 1 | 0 | 1.7 |
| Jaylen Stowe | 7-1 | 4.1 | .250 | .333 | .000 | 0.4 | 0.0 | 0 | 0 | 0.4 | 30-1 | 4.2 | .313 | .444 | .500 | 0.7 | 0.2 | 3 | 0 | 1.1 |
| Stephen Gavin | 2-0 | 1.5 | .000 | .000 | .000 | 0.0 | 0.0 | 0 | 0 | 0.0 | 2-0 | 1.5 | .000 | .000 | .000 | 0.0 | 0.0 | 0 | 0 | 0.0 |

| SCORING | fg-fga | fg% | 3fg-fga | 3fg% | ft-fita | ft% | pts | pts/g | fg-fga | fg% | 3fg-fga | 3fg% | ft-fita | ft% | pts | pts/g |
|-------------------|--------|------|---------|------|---------|------|-----|-------|---------|------|---------|------|---------|------|-----|-------|
| Ria'n Holland | 74-172 | .430 | 37-93 | .398 | 33-40 | .825 | 218 | 18.2 | 74-172 | .430 | 37-93 | .398 | 33-40 | .825 | 218 | 18.2 |
| Demetre Rivers | 66-116 | .569 | 19-48 | .396 | 21-26 | .808 | 172 | 13.2 | 179-384 | .466 | 63-168 | .375 | 88-104 | .846 | 509 | 7.5 |
| Jordan Strawberry | 44-102 | .431 | 19-42 | .452 | 27-32 | .844 | 134 | 10.3 | 199-505 | .394 | 67-175 | .383 | 91-110 | .827 | 556 | 6.9 |
| Stephon Jelks | 31-69 | .449 | 11-33 | .333 | 25-30 | .833 | 98 | 7.5 | 230-505 | .455 | 71-195 | .364 | 123-160 | .769 | 654 | 8.4 |
| Desmond Ringer | 34-67 | .507 | 0-0 | .000 | 11-20 | .550 | 79 | 6.1 | 105-183 | .574 | 0-0 | .000 | 48-66 | .727 | 258 | 7.2 |
| Ryan Johnson | 25-56 | .446 | 11-28 | .393 | 14-16 | .875 | 75 | 5.8 | 25-56 | .446 | 11-28 | .393 | 14-16 | .875 | 75 | 5.8 |
| Rashad Lewis | 13-40 | .325 | 8-26 | .308 | 4-6 | .667 | 38 | 2.9 | 13-40 | .325 | 8-26 | .308 | 4-6 | .667 | 38 | 2.9 |
| Cory Kilby | 8-20 | .400 | 3-7 | .429 | 4-6 | .667 | 23 | 2.9 | 36-88 | .409 | 11-34 | .324 | 13-19 | .684 | 96 | 2.3 |
| Andrew Fishler | 11-23 | .478 | 0-0 | .000 | 9-15 | .600 | 31 | 2.6 | 44-92 | .478 | 0-0 | .000 | 30-50 | .600 | 118 | 2.7 |
| Darius Roy | 9-28 | .321 | 1-6 | .167 | 3-6 | .500 | 22 | 2.0 | 9-28 | .321 | 1-6 | .167 | 3-6 | .500 | 22 | 2.0 |
| JJ N'Ganga | 11-26 | .423 | 0-0 | .000 | 2-6 | .333 | 24 | 1.8 | 11-26 | .423 | 0-0 | .000 | 2-6 | .333 | 24 | 1.8 |
| Ross Cummings | 6-22 | .273 | 3-15 | .200 | 0-0 | .000 | 15 | 1.7 | 6-22 | .273 | 3-15 | .200 | 0-0 | .000 | 15 | 1.7 |
| Jaylen Stowe | 1-4 | .250 | 1-3 | .333 | 0-0 | .000 | 3 | 0.4 | 10-32 | .313 | 8-18 | .444 | 5-10 | .500 | 33 | 1.1 |
| Stephen Gavin | 0-1 | .000 | 0-0 | .000 | 0-0 | .000 | 0 | 0.0 | 0-1 | .000 | 0-0 | .000 | 0-0 | .000 | 0 | 0.0 |

| TOTALS | o-reb | d-reb | t-reb | pf | fo | ast | to | a/to | o-reb | d-reb | t-reb | pf | fo | ast | to | a/to |
|-------------------|-------|-------|-------|----|----|-----|----|------|-------|-------|-------|-----|----|-----|-----|------|
| Ria'n Holland | 12 | 30 | 42 | 27 | 0 | 27 | 19 | 1.4 | 12 | 30 | 42 | 27 | 0 | 27 | 19 | 1.4 |
| Demetre Rivers | 13 | 23 | 36 | 34 | 2 | 18 | 24 | 0.8 | 65 | 81 | 146 | 93 | 2 | 48 | 84 | 0.6 |
| Jordan Strawberry | 10 | 34 | 44 | 19 | 0 | 60 | 26 | 2.3 | 42 | 124 | 166 | 113 | 1 | 256 | 129 | 2.0 |
| Stephon Jelks | 25 | 53 | 78 | 24 | 0 | 20 | 18 | 1.1 | 146 | 317 | 463 | 139 | 2 | 100 | 84 | 1.2 |
| Desmond Ringer | 26 | 44 | 70 | 27 | 1 | 6 | 22 | 0.3 | 62 | 113 | 175 | 81 | 2 | 20 | 63 | 0.3 |
| Ryan Johnson | 12 | 38 | 50 | 23 | 1 | 6 | 7 | 0.9 | 12 | 38 | 50 | 23 | 1 | 6 | 7 | 0.9 |
| Rashad Lewis | 3 | 14 | 17 | 18 | 1 | 27 | 8 | 3.4 | 3 | 14 | 17 | 18 | 1 | 27 | 8 | 3.4 |
| Cory Kilby | 7 | 12 | 19 | 8 | 0 | 5 | 6 | 0.8 | 24 | 49 | 73 | 37 | 0 | 16 | 20 | 0.8 |
| Andrew Fishler | 9 | 14 | 23 | 16 | 0 | 1 | 4 | 0.3 | 27 | 54 | 81 | 49 | 0 | 3 | 20 | 0.2 |
| Darius Roy | 9 | 10 | 19 | 5 | 0 | 5 | 4 | 1.3 | 9 | 10 | 19 | 5 | 0 | 5 | 4 | 1.3 |
| JJ N'Ganga | 11 | 19 | 30 | 16 | 0 | 1 | 11 | 0.1 | 11 | 19 | 30 | 16 | 0 | 1 | 11 | 0.1 |
| Ross Cummings | 5 | 3 | 8 | 4 | 0 | 5 | 5 | 1.0 | 5 | 3 | 8 | 4 | 0 | 5 | 5 | 1.0 |
| Jaylen Stowe | 1 | 2 | 3 | 5 | 0 | 0 | 1 | 0.0 | 4 | 16 | 20 | 19 | 0 | 5 | 8 | 0.6 |
| Stephen Gavin | 0 | 0 | 0 | 0 | 0 | 0 | 0 | 0.0 | 0 | 0 | 0 | 0 | 0 | 0 | 0 | 0.0 |

2016-17 STATISTICAL COMPARISON

| DATE | OPPONENT | W/L | FG | FG% | 3FG | 3FG% | FT | FT% | O-REB | D-REB | TOTAL | MARGIN | FOULS | AST | TO | BLK | STL | PTS | MARGIN |
|-------|---------------------|---------|-------|------|-------|------|-------|-------|-------|-------|-------|--------|-------|-----|----|-----|-----|-----|--------|
| 11/11 | MERCER | W | 34-64 | .531 | 10-26 | .385 | 9-13 | .692 | 12 | 32 | 44 | +12 | 7 | 23 | 10 | 1 | 4 | 87 | +34 |
| | Brewton-Parker | | 21-67 | .313 | 9-34 | .265 | 2-2 | 1.000 | 14 | 18 | 32 | | 17 | 7 | 11 | 2 | 6 | 53 | |
| 11/13 | MERCER | L | 19-51 | .373 | 7-19 | .368 | 9-17 | .529 | 10 | 22 | 32 | (15) | 31 | 9 | 17 | 4 | 6 | 54 | (22) |
| | vs. Florida | | 22-61 | .361 | 8-25 | .320 | 24-30 | .800 | 20 | 27 | 47 | | 18 | 14 | 13 | 4 | 6 | 76 | |
| 11/20 | MERCER | W | 24-53 | .453 | 5-21 | .238 | 27-32 | .844 | 13 | 27 | 40 | +10 | 14 | 16 | 9 | 2 | 5 | 80 | +13 |
| | Georgia Southern | | 21-57 | .368 | 10-31 | .323 | 15-18 | .833 | 11 | 19 | 30 | | 23 | 12 | 10 | 6 | 4 | 67 | |
| 11/22 | MERCER | W | 20-45 | .444 | 7-18 | .389 | 11-14 | .786 | 8 | 21 | 29 | (4) | 15 | 17 | 11 | 7 | 5 | 58 | +11 |
| | Radford | | 18-52 | .346 | 6-21 | .286 | 5-9 | .556 | 14 | 19 | 33 | | 21 | 11 | 16 | 3 | 3 | 47 | |
| 11/25 | MERCER | W | 26-61 | .426 | 11-29 | .379 | 7-8 | .875 | 9 | 25 | 34 | (4) | 18 | 9 | 8 | 3 | 4 | 70 | +4 |
| | vs. East Carolina | | 23-57 | .404 | 5-16 | .313 | 15-20 | .750 | 12 | 26 | 38 | | 14 | 11 | 11 | 4 | 6 | 66 | |
| 11/26 | MERCER | L | 22-52 | .423 | 7-19 | .368 | 12-18 | .667 | 16 | 20 | 36 | +12 | 16 | 11 | 11 | 0 | 1 | 63 | (2) |
| | vs. Akron | | 20-43 | .465 | 10-20 | .500 | 15-19 | .789 | 6 | 18 | 24 | | 20 | 8 | 10 | 2 | 1 | 65 | |
| 11/29 | MERCER | L | 21-56 | .375 | 4-18 | .222 | 11-13 | .846 | 15 | 28 | 43 | +13 | 14 | 11 | 18 | 3 | 2 | 57 | (25) |
| | vs. Davidson | | 29-64 | .453 | 14-36 | .389 | 6-7 | .857 | 8 | 22 | 30 | | 13 | 20 | 7 | 4 | 6 | 78 | |
| 12/3 | MERCER | L | 28-60 | .467 | 6-24 | .250 | 6-9 | .667 | 8 | 23 | 31 | (4) | 17 | 14 | 6 | 1 | 4 | 68 | (11) |
| | at George Mason | | 27-54 | .500 | 8-17 | .471 | 17-23 | .739 | 9 | 26 | 35 | | 11 | 13 | 5 | 3 | 2 | 79 | |
| 12/7 | MERCER | W | 35-64 | .547 | 12-27 | .444 | 16-21 | .762 | 21 | 28 | 49 | +30 | 7 | 23 | 11 | 1 | 6 | 98 | +57 |
| | Oglethorpe | | 16-50 | .320 | 6-27 | .222 | 3-5 | .600 | 7 | 12 | 19 | | 18 | 8 | 15 | 0 | 4 | 41 | |
| 12/10 | MERCER | L | 17-56 | .304 | 8-29 | .276 | 5-7 | .714 | 15 | 20 | 35 | (11) | 25 | 5 | 18 | 5 | 2 | 47 | (43) |
| | at Clemson | | 57-60 | .450 | 13-28 | .464 | 23-31 | .742 | 18 | 26 | 44 | | 15 | 15 | 7 | 8 | 11 | 90 | |
| 12/18 | MERCER | L | 26-59 | .441 | 10-25 | .400 | 12-17 | .706 | 16 | 25 | 41 | +15 | 25 | 11 | 15 | 0 | 2 | 74 | (2) |
| | at Auburn | | 20-50 | .400 | 9-24 | .375 | 27-35 | .771 | 7 | 19 | 26 | | 20 | 15 | 7 | 3 | 4 | 76 | |
| 12/22 | MERCER | L (3OT) | 34-76 | .447 | 12-25 | .480 | 16-19 | .842 | 16 | 29 | 45 | +6 | 21 | 15 | 9 | 0 | 3 | 96 | (2) |
| | La Salle | | 33-70 | .471 | 12-37 | .324 | 20-28 | .714 | 12 | 27 | 39 | | 23 | 21 | 8 | 3 | 4 | 68 | |
| 12/28 | MERCER | W | 27-49 | .551 | 14-21 | .667 | 12-15 | .800 | 12 | 20 | 32 | +12 | 16 | 17 | 14 | 1 | 1 | 80 | +4 |
| | at Kennesaw State | | 28-55 | .509 | 8-19 | .421 | 12-13 | .923 | 8 | 12 | 20 | | 14 | 16 | 6 | 3 | 8 | 76 | |
| 12/31 | MERCER | | | | | | | | | | | | | | | | | | |
| | at Wofford | | | | | | | | | | | | | | | | | | |
| 1/2 | MERCER | | | | | | | | | | | | | | | | | | |
| | at Furman | | | | | | | | | | | | | | | | | | |
| 1/5 | MERCER | | | | | | | | | | | | | | | | | | |
| | VMI | | | | | | | | | | | | | | | | | | |
| 1/7 | MERCER | | | | | | | | | | | | | | | | | | |
| | ETSU | | | | | | | | | | | | | | | | | | |
| 1/11 | MERCER | | | | | | | | | | | | | | | | | | |
| | at Samford | | | | | | | | | | | | | | | | | | |
| 1/14 | MERCER | | | | | | | | | | | | | | | | | | |
| | Chattanooga | | | | | | | | | | | | | | | | | | |
| 1/19 | MERCER | | | | | | | | | | | | | | | | | | |
| | UNCG | | | | | | | | | | | | | | | | | | |
| 1/21 | MERCER | | | | | | | | | | | | | | | | | | |
| | at Western Carolina | | | | | | | | | | | | | | | | | | |
| 1/28 | MERCER | | | | | | | | | | | | | | | | | | |
| | The Citadel | | | | | | | | | | | | | | | | | | |
| 1/30 | MERCER | | | | | | | | | | | | | | | | | | |
| | Western Carolina | | | | | | | | | | | | | | | | | | |
| 2/2 | MERCER | | | | | | | | | | | | | | | | | | |
| | Furman | | | | | | | | | | | | | | | | | | |
| 2/4 | MERCER | | | | | | | | | | | | | | | | | | |
| | Wofford | | | | | | | | | | | | | | | | | | |
| 2/9 | MERCER | | | | | | | | | | | | | | | | | | |
| | at VMI | | | | | | | | | | | | | | | | | | |
| 2/11 | MERCER | | | | | | | | | | | | | | | | | | |
| | at ETSU | | | | | | | | | | | | | | | | | | |
| 2/18 | MERCER | | | | | | | | | | | | | | | | | | |
| | at The Citadel | | | | | | | | | | | | | | | | | | |
| 2/22 | MERCER | | | | | | | | | | | | | | | | | | |
| | UNCG | | | | | | | | | | | | | | | | | | |
| 2/25 | MERCER | | | | | | | | | | | | | | | | | | |
| | at Chattanooga | | | | | | | | | | | | | | | | | | |
| 2/27 | MERCER | | | | | | | | | | | | | | | | | | |
| | Samford | | | | | | | | | | | | | | | | | | |

2016-17 GAME-BY-GAME HIGHS

14 • MERCER GAME NOTES

2016-17 MERCER MEN'S BASKETBALL



Official Basketball Box Score -- Game Totals -- Final Statistics
Brewton-Parker vs Mercer
11/11/16 at Macon, Ga. (Hawkins Arena)



Brewton-Parker 53 • 4-2

| # | Player | Total | | 3-Ptr | | Rebounds | | | PF | TP | A TO Blk Stl | | | | Min |
|----------------------|------------------|-------|----------------|-------|-------|-------------|-----|-------------|-------------------|----|--------------|----|-----|-----|-----|
| | | FG | FGA | FG | FGA | FT | FTA | Off Def Tot | | | A | TO | Blk | Stl | |
| 11 | Cameron Bokenham | f | 2-6 | 2-5 | 0-0 | 2 | 1 | 3 | 2 | 6 | 2 | 1 | 2 | 0 | 28 |
| 33 | John Walker | f | 3-5 | 1-2 | 0-0 | 2 | 2 | 4 | 3 | 7 | 0 | 1 | 0 | 2 | 19 |
| 00 | Mckel Miller | f | 4-10 | 1-6 | 2-2 | 0 | 5 | 5 | 3 | 11 | 1 | 4 | 0 | 0 | 26 |
| 12 | Jamelle Lanier | g | 2-9 | 1-4 | 0-0 | 1 | 2 | 3 | 1 | 5 | 1 | 1 | 0 | 2 | 23 |
| 15 | Dava'dre Puryear | g | 1-5 | 0-2 | 0-0 | 1 | 1 | 2 | 2 | 2 | 0 | 2 | 0 | 1 | 18 |
| 04 | Tim Galt | g | 0-2 | 0-1 | 0-0 | 0 | 0 | 0 | 0 | 0 | 0 | 0 | 0 | 0 | 3 |
| 05 | Marcus Ford | g | 3-9 | 1-4 | 0-0 | 2 | 2 | 4 | 2 | 7 | 2 | 0 | 0 | 0 | 18 |
| 10 | Trey Sparrow | g | 0-1 | 0-1 | 0-0 | 0 | 0 | 0 | 0 | 0 | 0 | 0 | 0 | 0 | 3 |
| 13 | Myles White | g | 3-6 | 3-5 | 0-0 | 0 | 1 | 1 | 0 | 9 | 0 | 0 | 0 | 0 | 14 |
| 14 | Cedric Woodson | g | 0-1 | 0-0 | 0-0 | 0 | 0 | 0 | 0 | 1 | 0 | 0 | 0 | 0 | 4 |
| 20 | Yanick Cox | g | 0-2 | 0-0 | 0-0 | 0 | 1 | 1 | 0 | 0 | 1 | 0 | 0 | 0 | 8 |
| 21 | Arthur Hairston | g | 1-1 | 0-0 | 0-0 | 1 | 1 | 2 | 1 | 2 | 0 | 0 | 0 | 1 | 7 |
| 22 | Amori Atkinson | g | 0-0 | 0-0 | 0-0 | 1 | 1 | 2 | 2 | 0 | 0 | 0 | 0 | 0 | 4 |
| 24 | Malik Wright | g | 2-8 | 0-2 | 0-0 | 2 | 0 | 2 | 0 | 4 | 0 | 1 | 0 | 0 | 20 |
| 25 | Jaylan Patrick | g | 0-2 | 0-2 | 0-0 | 1 | 0 | 1 | 0 | 0 | 0 | 1 | 0 | 0 | 5 |
| Team | | | | | | | | 1 | 1 | 2 | | | | | |
| Totals | | | 21-67 | 9-34 | 2-2 | 14 | 18 | 32 | 17 | 53 | 7 | 11 | 2 | 6 | 200 |
| FG % 1st Half: 14-32 | | 43.8% | 2nd half: 7-35 | | 20.0% | Game: 21-67 | | 31.3% | Deadball Rebounds | | | | | | |
| 3FG % 1st Half: 5-13 | | 38.5% | 2nd half: 4-21 | | 19.0% | Game: 9-34 | | 26.5% | | | | | | | |
| FT % 1st Half: 2-2 | | 100.0 | 2nd half: 0-0 | | 0.0% | Game: 2-2 | | 100.0 | | | | | | | |

Mercer 87 • 1-0

| # | Player | Total | | 3-Ptr | | Rebounds | | | PF | TP | A TO Blk Stl | | | | Min |
|----------------------|-------------------|-------|-----------------|-------|-------|-------------|-----|-------------|-------------------|----|--------------|----|-----|-----|-----|
| | | FG | FGA | FG | FGA | FT | FTA | Off Def Tot | | | A | TO | Blk | Stl | |
| 00 | Desmond Ringer | f | 4-6 | 0-0 | 0-0 | 0 | 5 | 5 | 0 | 8 | 0 | 0 | 0 | 0 | 22 |
| 15 | Stephon Jelks | f | 5-9 | 0-2 | 0-0 | 4 | 3 | 7 | 1 | 10 | 4 | 3 | 0 | 0 | 22 |
| 05 | Jordan Strawberry | g | 3-5 | 1-2 | 0-0 | 1 | 4 | 5 | 1 | 7 | 11 | 1 | 0 | 2 | 24 |
| 10 | Ria'n Holland | g | 7-14 | 5-11 | 5-5 | 0 | 2 | 2 | 1 | 24 | 1 | 2 | 0 | 1 | 27 |
| 23 | Demetre Rivers | g | 8-15 | 2-5 | 0-0 | 2 | 2 | 4 | 2 | 18 | 1 | 1 | 0 | 0 | 31 |
| 01 | Cory Kilby | g | 1-1 | 0-0 | 1-2 | 0 | 4 | 4 | 0 | 3 | 2 | 1 | 0 | 0 | 12 |
| 03 | Stephen Gavin | g | 0-0 | 0-0 | 0-0 | 0 | 0 | 0 | 0 | 0 | 0 | 0 | 0 | 0 | 1 |
| 13 | Ryan Johnson | g | 2-4 | 1-2 | 0-0 | 1 | 5 | 6 | 1 | 5 | 1 | 0 | 0 | 0 | 13 |
| 20 | Darius Roy | g | 1-3 | 0-2 | 0-0 | 1 | 1 | 2 | 0 | 2 | 0 | 1 | 0 | 0 | 6 |
| 24 | Ross Cummings | g | 1-1 | 1-1 | 0-0 | 0 | 0 | 0 | 0 | 3 | 1 | 0 | 0 | 0 | 11 |
| 25 | Rashad Lewis | g | 1-2 | 0-1 | 1-2 | 0 | 1 | 1 | 0 | 3 | 2 | 0 | 0 | 1 | 15 |
| 44 | JJ N'Ganga | g | 1-2 | 0-0 | 1-2 | 0 | 0 | 0 | 0 | 3 | 0 | 1 | 1 | 0 | 6 |
| 55 | Andrew Fishler | g | 0-2 | 0-0 | 1-2 | 1 | 2 | 3 | 1 | 1 | 0 | 0 | 0 | 0 | 10 |
| Team | | | | | | | | 2 | 3 | 5 | | | | | |
| Totals | | | 34-64 | 10-26 | 9-13 | 12 | 32 | 44 | 7 | 87 | 23 | 10 | 1 | 4 | 200 |
| FG % 1st Half: 17-31 | | 54.8% | 2nd half: 17-33 | | 51.5% | Game: 34-64 | | 53.1% | Deadball Rebounds | | | | | | |
| 3FG % 1st Half: 7-14 | | 50.0% | 2nd half: 3-12 | | 25.0% | Game: 10-26 | | 38.5% | | | | | | | |
| FT % 1st Half: 4-4 | | 100.0 | 2nd half: 5-9 | | 55.6% | Game: 9-13 | | 69.2% | | | | | | | |

Officials: Kenneth Totten; Michael Reese; Brad Stodghill
 Technical fouls: Brewton-Parker-None. Mercer-None.
 Attendance: 3553

| Score by periods | 1st | 2nd | Total |
|------------------|-----|-----|-------|
| Brewton-Parker | 35 | 18 | 53 |
| Mercer | 45 | 42 | 87 |

Last FG - BRWP 2nd-12:25, MER 2nd-00:57.
 Largest lead - BRWP by 2 1st-18:28, MER by 34 2nd-00:27.
 BRWP led for 00:17. MER led for 37:21. Game was tied for 02:22.

Score tied - 1 time.
 Lead changed - 1 time.



Official Basketball Box Score -- Game Totals -- Final Statistics
Georgia Southern vs Mercer
11/20/16 2:00 PM at Macon, Ga. (Hawkins Arena)



Georgia Southern 67 • 1-2

| # | Player | Total | | 3-Ptr | | Rebounds | | | PF | TP | A TO Blk Stl | | | | Min |
|----------------------|------------------|-------|-----------------|-------|-------|-------------|-----|-------------|-------------------|----|--------------|----|-----|-----|-----|
| | | FG | FGA | FG | FGA | FT | FTA | Off Def Tot | | | A | TO | Blk | Stl | |
| 00 | Glenn, Montae | f | 1-5 | 0-0 | 2-2 | 2 | 3 | 5 | 1 | 4 | 1 | 1 | 1 | 0 | 25 |
| 11 | O'Connell, Shawn | f | 1-3 | 0-1 | 0-0 | 1 | 2 | 3 | 5 | 2 | 0 | 1 | 0 | 0 | 12 |
| 03 | Smith, Ike | g | 6-17 | 1-7 | 6-6 | 1 | 2 | 3 | 4 | 19 | 2 | 0 | 0 | 1 | 32 |
| 04 | Brown, Tookie | g | 5-11 | 5-9 | 0-0 | 1 | 0 | 1 | 2 | 15 | 3 | 3 | 1 | 2 | 35 |
| 10 | Allsmiller, Jake | g | 2-10 | 2-10 | 0-0 | 0 | 1 | 1 | 3 | 6 | 2 | 3 | 0 | 0 | 32 |
| 01 | Boykins, Devonte | g | 1-1 | 1-1 | 2-2 | 1 | 2 | 3 | 2 | 5 | 1 | 1 | 0 | 0 | 21 |
| 05 | Gladden, B.J. | g | 5-8 | 1-3 | 5-7 | 1 | 6 | 7 | 3 | 16 | 2 | 1 | 4 | 1 | 28 |
| 12 | McRae, Aubrey | g | 0-0 | 0-0 | 0-1 | 0 | 0 | 0 | 1 | 0 | 0 | 0 | 0 | 0 | 1 |
| 14 | Simmons, Coye | g | 0-2 | 0-0 | 0-0 | 4 | 2 | 6 | 2 | 0 | 1 | 0 | 0 | 0 | 14 |
| Team | | | | | | | | 0 | 1 | 1 | | | | | |
| Totals | | | 21-57 | 10-31 | 15-18 | 11 | 19 | 30 | 23 | 67 | 12 | 10 | 6 | 4 | 200 |
| FG % 1st Half: 11-30 | | 36.7% | 2nd half: 10-27 | | 37.0% | Game: 21-57 | | 36.8% | Deadball Rebounds | | | | | | |
| 3FG % 1st Half: 7-20 | | 35.0% | 2nd half: 3-11 | | 27.3% | Game: 10-31 | | 32.3% | | | | | | | |
| FT % 1st Half: 10-10 | | 100.0 | 2nd half: 5-8 | | 62.5% | Game: 15-18 | | 83.3% | | | | | | | |

Mercer 80 • 2-1

| # | Player | Total | | 3-Ptr | | Rebounds | | | PF | TP | A TO Blk Stl | | | | Min |
|----------------------|-------------------|-------|-----------------|-------|-------|-------------|-----|-------------|-------------------|----|--------------|----|-----|-----|-----|
| | | FG | FGA | FG | FGA | FT | FTA | Off Def Tot | | | A | TO | Blk | Stl | |
| 00 | Desmond Ringer | f | 4-8 | 0-0 | 6-9 | 4 | 3 | 7 | 1 | 14 | 1 | 1 | 0 | 0 | 27 |
| 15 | Stephon Jelks | f | 4-5 | 1-2 | 6-6 | 3 | 6 | 9 | 1 | 15 | 5 | 2 | 0 | 0 | 29 |
| 05 | Jordan Strawberry | g | 3-8 | 1-4 | 6-6 | 0 | 2 | 2 | 2 | 13 | 2 | 1 | 0 | 1 | 24 |
| 10 | Ria'n Holland | g | 7-13 | 2-7 | 2-3 | 0 | 3 | 3 | 2 | 18 | 3 | 1 | 1 | 3 | 36 |
| 23 | Demetre Rivers | g | 3-4 | 1-2 | 6-7 | 0 | 3 | 3 | 2 | 13 | 1 | 2 | 0 | 0 | 22 |
| 13 | Ryan Johnson | g | 0-3 | 0-1 | 0-0 | 0 | 3 | 3 | 4 | 0 | 0 | 1 | 0 | 0 | 16 |
| 20 | Darius Roy | g | 0-2 | 0-0 | 0-0 | 2 | 3 | 5 | 0 | 0 | 1 | 0 | 0 | 0 | 9 |
| 24 | Ross Cummings | g | 0-3 | 0-3 | 0-0 | 0 | 0 | 0 | 0 | 0 | 0 | 1 | 0 | 0 | 16 |
| 25 | Rashad Lewis | g | 0-2 | 0-2 | 0-0 | 0 | 1 | 1 | 0 | 0 | 2 | 0 | 0 | 0 | 8 |
| 44 | JJ N'Ganga | g | 0-0 | 0-0 | 0-0 | 0 | 0 | 0 | 0 | 0 | 0 | 0 | 0 | 0 | 2 |
| 55 | Andrew Fishler | g | 3-5 | 0-0 | 1-1 | 2 | 2 | 4 | 2 | 7 | 1 | 0 | 1 | 0 | 11 |
| Team | | | | | | | | 2 | 1 | 3 | | | | | |
| Totals | | | 24-53 | 5-21 | 27-32 | 13 | 27 | 40 | 14 | 80 | 16 | 9 | 2 | 5 | 200 |
| FG % 1st Half: 13-29 | | 44.8% | 2nd half: 11-24 | | 45.8% | Game: 24-53 | | 45.3% | Deadball Rebounds | | | | | | |
| 3FG % 1st Half: 2-13 | | 15.4% | 2nd half: 3-8 | | 37.5% | Game: 5-21 | | 23.8% | | | | | | | |
| FT % 1st Half: 6-9 | | 66.7% | 2nd half: 21-23 | | 91.3% | Game: 27-32 | | 84.4% | | | | | | | |

Officials: Tommy Morrissey; Joey Richardson; Glenn Tuit
 Technical fouls: Georgia Southern-None. Mercer-None.
 Attendance: 3508

| Score by periods | 1st | 2nd | Total |
|------------------|-----|-----|-------|
| Georgia Southern | 39 | 28 | 67 |
| Mercer | 34 | 46 | 80 |

Last FG - GS 2nd-02:55, MER 2nd-03:06.
 Largest lead - GS by 12 1st-13:07, MER by 13 2nd-00:58.
 GS led for 30:20. MER led for 09:03. Game was tied for 00:37.

Score tied - 1 time.
 Lead changed - 5 times.



Official Basketball Box Score -- Game Totals -- Final Statistics
Mercer vs Florida
11/13/16 8 p.m. at Veterans Mem. Arena - Jacksonville, Fla.



Mercer 54 • 1-1

| # | Player | | Total | | 3-Ptr | | Rebounds | | | PF | TP | A TO Blk Stl | | | | Min |
|-----|-------------------|------|--------|-----------|--------|-------|----------|-------|-------|----|----|--------------|-----|-----|----------|-----|
| | | | FG-FGA | FG-FGA | FT-FTA | Off | Def | Total | A | | | TO | Blk | Stl | | |
| 00 | Desmond Ringer | f | 1-1 | 0-0 | 0-1 | 0 | 3 | 3 | 5 | 2 | 0 | 2 | 2 | 0 | 17 | |
| 15 | Stephon Jelks | f | 2-4 | 1-3 | 0-0 | 0 | 1 | 1 | 2 | 5 | 0 | 2 | 1 | 0 | 19 | |
| 05 | Jordan Strawberry | g | 1-3 | 0-0 | 2-3 | 2 | 1 | 3 | 1 | 4 | 2 | 4 | 0 | 0 | 21 | |
| 10 | Ria'n Hollander | g | 8-16 | 5-10 | 0-0 | 0 | 4 | 4 | 4 | 21 | 1 | 3 | 0 | 1 | 32 | |
| 23 | Demetre Rivers | g | 1-4 | 0-2 | 0-0 | 0 | 1 | 1 | 5 | 2 | 2 | 2 | 0 | 0 | 16 | |
| 01 | Cory Kilby | f | 1-3 | 0-2 | 0-0 | 1 | 2 | 3 | 2 | 2 | 0 | 1 | 0 | 1 | 18 | |
| 13 | Ryan Johnson | f | 3-6 | 1-2 | 0-0 | 0 | 1 | 6 | 7 | 1 | 7 | 1 | 0 | 0 | 18 | |
| 20 | Darius Roy | g | 0-3 | 0-0 | 2-4 | 2 | 3 | 5 | 1 | 2 | 1 | 0 | 0 | 2 | 12 | |
| 24 | Ross Cummings | f | 0-2 | 0-0 | 0-0 | 2 | 1 | 3 | 2 | 2 | 2 | 1 | 0 | 0 | 12 | |
| 25 | Rashad Lewis | f | 0-2 | 0-0 | 1-2 | 0 | 0 | 0 | 2 | 1 | 0 | 2 | 0 | 1 | 12 | |
| 44 | JJ N'Ganga | f | 0-3 | 0-0 | 1-2 | 0 | 0 | 0 | 4 | 1 | 0 | 0 | 0 | 1 | 13 | |
| 55 | Andrew Fishler | f | 1-3 | 0-0 | 3-5 | 1 | 0 | 1 | 2 | 5 | 0 | 0 | 1 | 0 | 10 | |
| | Team | | | | | 1 | 0 | 1 | | | | | | | | |
| | Totals | | 19-51 | 7-19 | 9-17 | 10 | 22 | 32 | 31 | 54 | 9 | 17 | 4 | 6 | 200 | |
| | FG % 1st Half: | 6-18 | 33.3% | 2nd half: | 13-33 | 39.4% | Game: | 19-51 | 37.3% | | | | | | Deadball | |
| 3FG | % 1st Half: | 0-6 | 0.0% | 2nd half: | 7-13 | 53.8% | Game: | 7-19 | 36.8% | | | | | | Rebounds | |
| FT | % 1st Half: | 2-4 | 50.0% | 2nd half: | 7-13 | 53.8% | Game: | 9-17 | 52.9% | | | | | | 3 | |

2016-17 MERCER MEN'S BASKETBALL



Official Basketball Box Score -- Game Totals -- Final Statistics
East Carolina vs Mercer
11/25/16 5 p.m. at Savannah, Ga. - Savannah Civic Center



East Carolina 66 • 4-2

| # | Player | Total | | 3-Ptr | | Rebounds | | | PF | TP | A | TO | Blk | Stl | Min |
|--------|--------------------|--------|--------|--------|-------------|----------|----|----|----|----|----|----|-----|-----|-----|
| | | FG-FGA | FG-FGA | FT-FTA | Off Def Tot | | | | | | | | | | |
| 02 | WHITE, Caleb | f | 2-9 | 2-5 | 0-0 | 1 | 2 | 3 | 2 | 6 | 0 | 2 | 0 | 0 | 37 |
| 15 | BARKLEY, Kentrell | f | 7-15 | 1-4 | 5-7 | 1 | 10 | 11 | 2 | 20 | 6 | 2 | 0 | 0 | 38 |
| 23 | WILLIAMS, Clarence | f | 1-4 | 0-0 | 0-0 | 1 | 2 | 3 | 1 | 2 | 1 | 1 | 0 | 1 | 16 |
| 31 | WASHINGTON, Andre | c | 3-6 | 0-0 | 4-6 | 4 | 2 | 6 | 5 | 10 | 1 | 0 | 2 | 1 | 32 |
| 21 | TYSON, B.J. | g | 5-13 | 1-4 | 4-4 | 0 | 1 | 1 | 0 | 15 | 2 | 2 | 0 | 1 | 27 |
| 00 | RIAK, Deng | g | 3-6 | 0-1 | 2-2 | 0 | 5 | 5 | 2 | 8 | 0 | 2 | 1 | 2 | 24 |
| 01 | SHEPPARD, Jeremy | g | 2-3 | 1-1 | 0-1 | 0 | 1 | 1 | 2 | 5 | 0 | 1 | 0 | 0 | 15 |
| 22 | WILKINS, Raquan | g | 0-1 | 0-1 | 0-0 | 0 | 0 | 0 | 0 | 0 | 0 | 0 | 0 | 0 | 3 |
| 25 | CRAIG, Jabari | g | 0-0 | 0-0 | 0-0 | 0 | 1 | 1 | 0 | 0 | 1 | 0 | 1 | 1 | 8 |
| Team | | | | | | | | | | | | | | | |
| Totals | | | 23-57 | 5-16 | 15-20 | 12 | 26 | 38 | 14 | 66 | 11 | 11 | 4 | 6 | 200 |

FG % 1st Half: 6-22 27.3% 2nd half: 17-35 48.6% Game: 23-57 40.4%
3FG % 1st Half: 3-9 33.3% 2nd half: 2-7 28.6% Game: 5-16 31.3%
FT % 1st Half: 5-7 71.4% 2nd half: 10-13 76.9% Game: 15-20 75.0%

Deadball
Rebounds
2

Mercer 70 • 4-1

| # | Player | Total | | 3-Ptr | | Rebounds | | | PF | TP | A | TO | Blk | Stl | Min |
|--------|-------------------|--------|--------|--------|-------------|----------|----|----|----|----|---|----|-----|-----|-----|
| | | FG-FGA | FG-FGA | FT-FTA | Off Def Tot | | | | | | | | | | |
| 00 | Desmond Ringer | f | 2-6 | 0-0 | 0-0 | 1 | 4 | 5 | 2 | 4 | 0 | 3 | 0 | 0 | 30 |
| 15 | Stephon Jelks | f | 4-10 | 2-5 | 0-0 | 3 | 2 | 5 | 4 | 10 | 0 | 0 | 1 | 0 | 20 |
| 05 | Jordan Strawberry | g | 2-7 | 1-2 | 3-3 | 0 | 4 | 4 | 2 | 8 | 1 | 1 | 0 | 2 | 30 |
| 10 | Ria'n Holland | g | 9-20 | 4-10 | 4-5 | 0 | 4 | 4 | 1 | 26 | 2 | 0 | 0 | 1 | 37 |
| 23 | Demetre Rivers | g | 4-9 | 2-6 | 0-0 | 1 | 1 | 2 | 3 | 10 | 1 | 1 | 1 | 1 | 39 |
| 02 | Jaylen Stowe | g | 0-0 | 0-0 | 0-0 | 0 | 0 | 0 | 0 | 0 | 0 | 0 | 0 | 0 | 1 |
| 13 | Ryan Johnson | g | 4-7 | 2-5 | 0-0 | 2 | 4 | 6 | 3 | 10 | 2 | 2 | 0 | 0 | 20 |
| 20 | Darius Roy | g | 0-0 | 0-0 | 0-0 | 0 | 0 | 0 | 0 | 0 | 0 | 0 | 0 | 0 | 3 |
| 25 | Rashad Lewis | g | 1-2 | 0-1 | 0-0 | 0 | 2 | 2 | 3 | 2 | 3 | 0 | 0 | 0 | 10 |
| 44 | JJ N'Ganga | g | 0-0 | 0-0 | 0-0 | 0 | 2 | 2 | 0 | 0 | 0 | 0 | 1 | 0 | 6 |
| 55 | Andrew Fishler | g | 0-0 | 0-0 | 0-0 | 0 | 0 | 0 | 0 | 0 | 0 | 0 | 0 | 0 | 4 |
| Team | | | | | | | | | | | | | | | |
| Totals | | | 26-61 | 11-29 | 7-8 | 9 | 25 | 34 | 18 | 70 | 9 | 8 | 3 | 4 | 200 |

FG % 1st Half: 13-31 41.9% 2nd half: 13-30 43.3% Game: 26-61 42.6%
3FG % 1st Half: 5-15 33.3% 2nd half: 6-14 42.9% Game: 11-29 37.9%
FT % 1st Half: 0-0 0.0% 2nd half: 7-8 87.5% Game: 7-8 87.5%

Deadball
Rebounds
1

Officials: Nathan Quick, Chris Merto, Davis Maxwell
Technical fouls: East Carolina-None. Mercer-None.
Attendance: 2263

| Score by periods | 1st | 2nd | Total |
|------------------|-----|-----|-------|
| East Carolina | 20 | 46 | 66 |
| Mercer | 31 | 39 | 70 |

| Points | In | Off | 2nd | Fast | Bench |
|--------|----|-----|-----|------|-------|
| ECU | 26 | 9 | 12 | 4 | 13 |
| MER | 24 | 15 | 12 | 0 | 12 |

Score tied - 3 times.
Lead changed - 2 times.

Last FG - ECU 2nd-01:48, MER 2nd-00:20.
Largest lead - ECU by 1 2nd-00:47, MER by 15 1st-03:02.
ECU led for 00:27, MER led for 36:51. Game was tied for 02:42.



Official Basketball Box Score -- Game Totals -- Final Statistics
Davidson vs Mercer
11/29/16 7:02 PM at Macon, Ga. (Hawkins Arena)



Davidson 78 • 5-1

| # | Player | Total | | 3-Ptr | | Rebounds | | | PF | TP | A | TO | Blk | Stl | Min |
|--------|--------------------|--------|--------|--------|-------------|----------|----|----|----|----|----|----|-----|-----|-----|
| | | FG-FGA | FG-FGA | FT-FTA | Off Def Tot | | | | | | | | | | |
| 22 | MAGARITY, Will | f | 4-9 | 2-6 | 0-0 | 0 | 3 | 3 | 2 | 10 | 1 | 0 | 3 | 0 | 23 |
| 23 | ALDRIDGE, Peyton | f | 7-14 | 1-5 | 3-3 | 0 | 5 | 5 | 1 | 18 | 3 | 1 | 1 | 2 | 36 |
| 03 | GUDMUNDSSON, Jon A | g | 1-6 | 1-4 | 0-0 | 0 | 3 | 3 | 3 | 3 | 4 | 1 | 0 | 2 | 34 |
| 12 | GIBBS, Jack | g | 11-20 | 8-14 | 3-4 | 0 | 3 | 3 | 2 | 33 | 4 | 0 | 0 | 1 | 33 |
| 32 | REIGEL, Rusty | g | 3-9 | 1-4 | 0-0 | 3 | 2 | 5 | 2 | 7 | 6 | 1 | 0 | 0 | 33 |
| 00 | KOVACEVIC, Dusan | g | 1-1 | 1-1 | 0-0 | 0 | 0 | 0 | 1 | 3 | 0 | 2 | 0 | 0 | 7 |
| 01 | EKWU, Nathan | g | 2-3 | 0-0 | 0-0 | 0 | 6 | 6 | 2 | 4 | 1 | 2 | 0 | 0 | 14 |
| 02 | WATKINS, Jordan | g | 0-1 | 0-1 | 0-0 | 1 | 0 | 1 | 0 | 0 | 1 | 0 | 0 | 0 | 13 |
| 13 | FAINES, Kamau | g | 0-0 | 0-0 | 0-0 | 0 | 0 | 0 | 0 | 0 | 0 | 0 | 0 | 0 | 2 |
| 15 | MICHELESEN, Oskar | g | 0-1 | 0-1 | 0-0 | 0 | 0 | 0 | 0 | 0 | 0 | 0 | 0 | 0 | 5 |
| Team | | | | | | | | | | | | | | | |
| Totals | | | 29-64 | 14-36 | 6-7 | 8 | 22 | 30 | 13 | 78 | 20 | 7 | 4 | 6 | 200 |

FG % 1st Half: 16-32 50.0% 2nd half: 13-32 40.6% Game: 29-64 45.3%
3FG % 1st Half: 9-18 50.0% 2nd half: 5-18 27.8% Game: 14-36 38.9%
FT % 1st Half: 0-0 0.0% 2nd half: 6-7 85.7% Game: 6-7 85.7%

Deadball
Rebounds
0

Mercer 57 • 4-3

| # | Player | Total | | 3-Ptr | | Rebounds | | | PF | TP | A | TO | Blk | Stl | Min |
|--------|-------------------|--------|--------|--------|-------------|----------|----|----|----|----|----|----|-----|-----|-----|
| | | FG-FGA | FG-FGA | FT-FTA | Off Def Tot | | | | | | | | | | |
| 00 | Desmond Ringer | f | 2-2 | 0-0 | 0-0 | 0 | 3 | 3 | 3 | 4 | 0 | 2 | 0 | 0 | 12 |
| 15 | Stephon Jelks | f | 1-3 | 1-3 | 1-2 | 0 | 5 | 5 | 0 | 4 | 1 | 3 | 0 | 0 | 16 |
| 05 | Jordan Strawberry | g | 2-5 | 0-2 | 0-0 | 1 | 3 | 4 | 0 | 4 | 5 | 1 | 0 | 0 | 24 |
| 10 | Ria'n Holland | g | 2-8 | 1-3 | 4-4 | 1 | 0 | 1 | 0 | 9 | 1 | 4 | 1 | 1 | 24 |
| 23 | Demetre Rivers | g | 2-5 | 0-2 | 2-2 | 0 | 1 | 1 | 1 | 6 | 0 | 4 | 1 | 0 | 23 |
| 01 | Cory Kilby | g | 1-2 | 0-0 | 2-2 | 0 | 0 | 0 | 1 | 4 | 0 | 1 | 0 | 0 | 8 |
| 02 | Jaylen Stowe | g | 0-0 | 0-0 | 0-0 | 0 | 1 | 1 | 2 | 0 | 0 | 0 | 0 | 0 | 2 |
| 13 | Ryan Johnson | g | 3-5 | 2-4 | 2-2 | 1 | 4 | 5 | 2 | 10 | 0 | 1 | 0 | 0 | 17 |
| 20 | Darius Roy | g | 1-8 | 0-0 | 0-0 | 1 | 0 | 1 | 1 | 2 | 0 | 0 | 0 | 0 | 16 |
| 24 | Ross Cummings | g | 0-4 | 0-2 | 0-0 | 2 | 0 | 2 | 1 | 0 | 0 | 0 | 0 | 0 | 13 |
| 25 | Rashad Lewis | g | 1-6 | 0-2 | 0-0 | 0 | 1 | 1 | 1 | 2 | 4 | 0 | 0 | 0 | 16 |
| 44 | JJ N'Ganga | g | 4-5 | 0-0 | 0-1 | 5 | 8 | 13 | 1 | 8 | 0 | 2 | 1 | 0 | 20 |
| 55 | Andrew Fishler | g | 2-3 | 0-0 | 0-0 | 2 | 1 | 3 | 1 | 4 | 0 | 0 | 0 | 1 | 9 |
| Team | | | | | | | | | | | | | | | |
| Totals | | | 21-56 | 4-18 | 11-13 | 15 | 28 | 43 | 14 | 57 | 11 | 18 | 3 | 2 | 200 |

FG % 1st Half: 9-26 34.6% 2nd half: 12-30 40.0% Game: 21-56 37.5%
3FG % 1st Half: 2-8 25.0% 2nd half: 2-10 20.0% Game: 4-18 22.2%
FT % 1st Half: 7-8 87.5% 2nd half: 4-5 80.0% Game: 11-13 84.6%

Deadball
Rebounds
0

Officials: Tim Gattis; Gary Maxwell; Jeremy Mosier
Technical fouls: Davidson-None. Mercer-None.
Attendance: 3228

| Score by periods | 1st | 2nd | Total |
|------------------|-----|-----|-------|
| Davidson | 41 | 37 | 78 |
| Mercer | 27 | 30 | 57 |

| Points | In | Off | 2nd | Fast | Bench |
|--------|----|-----|-----|------|-------|
| DAV | 26 | 23 | 11 | 10 | 7 |
| MER | 26 | 5 | 18 | 0 | 30 |

Score tied - 2 times.
Lead changed - 1 time.

Last FG - DAV 2nd-01:53, MER 2nd-00:46.
Largest lead - DAV by 27 2nd-10:25, MER by 3 1st-19:19.
DAV led for 37:32, MER led for 00:53. Game was tied for 01:35.



Official Basketball Box Score -- Game Totals -- Final Statistics
Akron vs Mercer
11/26/16 7:30 p.m. at Savannah, Ga. - Savannah Civic Center



Akron 65 • 5-1

| # | Player | Total | | 3-Ptr | | Rebounds | | | PF | TP | A | TO | Blk | Stl | Min |
|--------|---------------------|--------|--------|--------|-------------|----------|----|----|----|----|---|----|-----|-----|-----|
| | | FG-FGA | FG-FGA | FT-FTA | Off Def Tot | | | | | | | | | | |
| 02 | CHEATHAM, Jr., Kwan | f | 3-6 | 3-4 | 0-0 | 0 | 6 | 6 | 3 | 9 | 1 | 2 | 0 | 1 | 30 |
| 23 | JOHNSON, Isaiah | c | 7-11 | 0-0 | 5-7 | 3 | 2 | 5 | 2 | 19 | 2 | 2 | 1 | 0 | 25 |
| 01 | WILLIAMS, Josh | g | 1-4 | 1-3 | 0-0 | 0 | 0 | 0 | 2 | 3 | 2 | 2 | 0 | 0 | 27 |
| 14 | ROBOTHAM, Noah | g | 2-4 | 2-4 | 0-1 | 0 | 0 | 0 | 1 | 6 | 0 | 0 | 0 | 0 | 30 |
| 55 | JACKSON, Antino | g | 5-8 | 2-5 | 2-2 | 0 | 2 | 2 | 3 | 14 | 2 | 2 | 1 | 0 | 31 |
| 00 | IVEY, Jimond | g | 1-3 | 1-1 | 2-2 | 1 | 1 | 2 | 2 | 5 | 0 | 0 | 0 | 0 | 25 |
| 03 | UTOMI, Daniel | g | 0-0 | 0-0 | 0-0 | 0 | 0 | 0 | 0 | 0 | 0 | 0 | 0 | 0 | 2 |
| 10 | JACKSON, Aaron | g | 1-3 | 1-3 | 0-0 | 0 | 1 | 1 | 3 | 3 | 0 | 0 | 0 | 0 | 8 |
| 11 | DUNN-MARTIN, Tavian | g | 0-0 | 0-0 | 3-3 | 0 | 2 | 2 | 3 | 3 | 1 | 1 | 0 | 0 | 10 |
| 22 | HUGHES, Michael | g | 0-4 | 0-0 | 2-2 | 1 | 2 | 3 | 2 | 2 | 0 | 1 | 0 | 0 | 8 |
| 22 | OLOJAKPOKE, Emmanu | g | 0-0 | 0-0 | 1-2 | 0 | 0 | 0 | 1 | 1 | 0 | 0 | 0 | 0 | 4 |
| Team | | | | | | | | | | | | | | | |
| Totals | | | 20-43 | 10-20 | 15-19 | 6 | 18 | 24 | 20 | 65 | 8 | 10 | 2 | 1 | 200 |

FG % 1st Half: 10-23 43.5% 2nd half: 10-20 50.0% Game: 20-43 46.5%
3FG % 1st Half: 6-13 46.2% 2nd half: 4-7 57.1% Game: 10-20 50.0%
FT % 1st Half: 9-9 100.0 2nd half: 6-10 60.0% Game: 15-19 78.9%

Deadball
Rebounds
1

Mercer 63 • 4-2

| # | Player | | Total | | 3-Ptr | | Rebounds | | | PF | TP | A | TO | Blk | Stl | Min |
|----|-------------------|---|--------|--------|--------|-----|----------|-------|----|----|----|----|----|-----|-----|-----|
| | | | FG-FGA | FG-FGA | FT-FTA | Off | Def | Total | | | | | | | | |
| 00 | Desmond Ringer | f | 8-14 | 0-0 | 0-2 | 3 | 3 | 6 | 4 | 16 | 1 | 0 | 0 | 0 | 26 | |
| 15 | Stephon Jelks | f | 2-5 | 1-3 | 0-0 | 1 | 5 | 6 | 1 | 5 | 1 | 2 | 0 | 1 | 29 | |
| 05 | Jordan Strawberry | g | 2-8 | 1-4 | 2-2 | 1 | 2 | 3 | 0 | 7 | 3 | 2 | 0 | 0 | 33 | |
| 10 | Ria'n Holland | g | 5-10 | 3-6 | 4-6 | 1 | 2 | 3 | 3 | 17 | 3 | 0 | 0 | 0 | 33 | |
| 23 | Demetre Rivers | g | 3-5 | 2-4 | 4-6 | 2 | 0 | 2 | 3 | 12 | 2 | 3 | 0 | 0 | 34 | |
| 01 | Cory Kilby | | 0-0 | 0-0 | 0-0 | 1 | 1 | 2 | 0 | 0 | 1 | 1 | 0 | 0 | 6 | |
| 13 | Ryan Johnson | | 0-5 | 0-2 | 2-2 | 1 | 2 | 3 | 0 | 2 | 0 | 0 | 0 | 0 | 11 | |
| 20 | Darius Roy | | 1-2 | 0-0 | 0-0 | 1 | 1 | 2 | 1 | 2 | 0 | 0 | 0 | 0 | 5 | |
| 24 | Ross Cummings | | 0-0 | 0-0 | 0-0 | 0 | 0 | 0 | 0 | 0 | 0 | 0 | 0 | 0 | 2 | |
| 25 | Rashad Lewis | | 0-0 | 0-0 | 0-0 | 0 | 0 | 0 | 0 | 0 | 0 | 1 | 0 | 0 | 7 | |
| 44 | JJ N'Ganga | | 0-1 | 0-0 | 0-0 | 1 | 0 | 1 | 0 | 0 | 0 | 1 | 0 | 0 | 7 | |
| 55 | Andrew Fishler | | 1-2 | 0-0 | 0-0 | 1 | 0 | 1 | 4 | 2 | 0 | 1 | 0 | 0 | 7 | |
| | Team | | | | | 3 | 4 | 7 | | | | | | | | |
| | Totals | | 22-52 | 7-19 | 12-18 | 16 | 20 | 36 | 16 | 63 | 11 | 11 | 0 | 1 | 200 | |

2016-17 MERCER MEN'S BASKETBALL



Official Basketball Box Score -- Game Totals -- Final Statistics
Oglethorpe vs Mercer
 12/07/16 7:02 PM at Macon, Ga. (Hawkins Arena)



Oglethorpe 41 • 3-6

| # | Player | Total | | 3-Ptr | | Rebounds | | | PF | TP | A | TO | Blk | Stl | Min |
|----------------------|-----------------|--------|----------------|--------|-------------|----------|-----|-----|----|----|---|----|-----|-----|-----|
| | | FG-FGA | FG-FGA | FT-FTA | FT-FTA | Off | Def | Tot | | | | | | | |
| 02 | Chris Lawrence | f | 4-8 | 1-4 | 0-0 | 3 | 0 | 3 | 2 | 9 | 0 | 2 | 0 | 1 | 28 |
| 24 | Tom Inungu | f | 3-5 | 0-0 | 2-2 | 1 | 2 | 3 | 4 | 8 | 0 | 2 | 0 | 1 | 20 |
| 01 | Mike Turner | g | 3-9 | 1-7 | 1-1 | 0 | 3 | 3 | 3 | 8 | 3 | 2 | 0 | 1 | 29 |
| 04 | George Andino | g | 1-6 | 1-4 | 0-0 | 0 | 0 | 0 | 3 | 3 | 0 | 3 | 0 | 0 | 25 |
| 10 | Justin Edwards | g | 1-5 | 1-2 | 0-0 | 0 | 1 | 1 | 0 | 3 | 3 | 1 | 0 | 0 | 18 |
| 00 | Connor Sigrist | g | 2-3 | 0-0 | 0-2 | 1 | 1 | 2 | 1 | 4 | 0 | 1 | 0 | 0 | 18 |
| 03 | Alex Cunningham | g | 0-1 | 0-1 | 0-0 | 0 | 0 | 0 | 3 | 0 | 0 | 1 | 0 | 0 | 4 |
| 11 | Devin Huffman | g | 1-4 | 1-2 | 0-0 | 0 | 2 | 2 | 1 | 3 | 0 | 1 | 0 | 1 | 20 |
| 13 | Dylon Ramsey | g | 0-0 | 0-0 | 0-0 | 1 | 0 | 1 | 0 | 0 | 0 | 0 | 0 | 0 | 3 |
| 14 | Ty Pendley | g | 1-1 | 1-1 | 0-0 | 0 | 0 | 0 | 1 | 3 | 1 | 0 | 0 | 0 | 7 |
| 20 | Lane Foster | g | 0-2 | 0-1 | 0-0 | 0 | 0 | 0 | 0 | 0 | 1 | 1 | 0 | 0 | 16 |
| 23 | Nick Cunningham | g | 0-2 | 0-2 | 0-0 | 0 | 0 | 0 | 0 | 0 | 0 | 1 | 0 | 0 | 3 |
| 31 | Will Springer | g | 0-2 | 0-2 | 0-0 | 0 | 0 | 0 | 0 | 0 | 0 | 0 | 0 | 0 | 3 |
| 32 | Justin Hughes | g | 0-1 | 0-1 | 0-0 | 0 | 0 | 0 | 0 | 0 | 0 | 0 | 0 | 0 | 3 |
| 35 | Zach Russell | g | 0-0 | 0-0 | 0-0 | 0 | 1 | 1 | 0 | 0 | 0 | 0 | 0 | 0 | 3 |
| Team | | | | | | 1 | 2 | 3 | | | | 1 | | | |
| Totals | | | 16-50 | 6-27 | 3-5 | 7 | 12 | 19 | 18 | 41 | 8 | 15 | 0 | 4 | 200 |
| FG % 1st Half: 10-25 | | 40.0% | 2nd half: 6-25 | 24.0% | Game: 16-50 | 32.0% | | | | | | | | | |
| 3FG % 1st Half: 3-11 | | 27.3% | 2nd half: 3-16 | 18.8% | Game: 6-27 | 22.2% | | | | | | | | | |
| FT % 1st Half: 2-4 | | 50.0% | 2nd half: 1-1 | 100.0 | Game: 3-5 | 60.0% | | | | | | | | | |

Mercer 98 • 5-4

| # | Player | Total | | 3-Ptr | | Rebounds | | | PF | TP | A | TO | Blk | Stl | Min |
|----------------------|-------------------|--------|-----------------|--------|-------------|----------|-----|-----|----|----|----|----|-----|-----|-----|
| | | FG-FGA | FG-FGA | FT-FTA | FT-FTA | Off | Def | Tot | | | | | | | |
| 00 | Desmond Ringer | f | 3-4 | 0-0 | 0-0 | 4 | 4 | 8 | 0 | 6 | 0 | 0 | 0 | 0 | 19 |
| 15 | Stephon Jelks | f | 1-4 | 0-0 | 3-4 | 4 | 1 | 5 | 1 | 5 | 4 | 1 | 0 | 0 | 20 |
| 02 | Jaylen Stowe | g | 1-2 | 1-2 | 0-0 | 1 | 1 | 2 | 0 | 3 | 0 | 1 | 0 | 0 | 13 |
| 05 | Jordan Strawberry | g | 1-3 | 0-1 | 2-2 | 1 | 4 | 5 | 0 | 4 | 5 | 1 | 0 | 0 | 17 |
| 23 | Demetre Rivers | g | 11-16 | 5-9 | 3-3 | 0 | 2 | 2 | 0 | 30 | 3 | 0 | 0 | 0 | 26 |
| 03 | Stephen Gavin | g | 0-1 | 0-0 | 0-0 | 0 | 0 | 0 | 0 | 0 | 0 | 0 | 0 | 0 | 2 |
| 13 | Ryan Johnson | g | 2-5 | 1-1 | 6-7 | 3 | 3 | 6 | 1 | 11 | 0 | 1 | 0 | 1 | 17 |
| 20 | Darius Roy | g | 4-6 | 1-2 | 0-0 | 0 | 2 | 2 | 1 | 9 | 3 | 2 | 0 | 3 | 20 |
| 24 | Ross Cummings | g | 4-8 | 2-6 | 0-0 | 1 | 1 | 2 | 0 | 10 | 2 | 1 | 0 | 0 | 22 |
| 25 | Rashad Lewis | g | 3-8 | 2-6 | 2-2 | 3 | 3 | 6 | 3 | 10 | 6 | 2 | 0 | 2 | 20 |
| 44 | JJ N'Ganga | g | 2-3 | 0-0 | 0-0 | 2 | 2 | 4 | 0 | 4 | 0 | 1 | 0 | 0 | 11 |
| 55 | Andrew Fishler | g | 3-4 | 0-0 | 0-3 | 1 | 3 | 4 | 1 | 6 | 0 | 1 | 1 | 0 | 13 |
| Team | | | | | | 1 | 2 | 3 | | | | | | | |
| Totals | | | 35-64 | 12-27 | 16-21 | 21 | 28 | 49 | 7 | 98 | 23 | 11 | 1 | 6 | 200 |
| FG % 1st Half: 17-34 | | 50.0% | 2nd half: 18-30 | 60.0% | Game: 35-64 | 54.7% | | | | | | | | | |
| 3FG % 1st Half: 6-13 | | 46.2% | 2nd half: 6-14 | 42.9% | Game: 12-27 | 44.4% | | | | | | | | | |
| FT % 1st Half: 5-7 | | 71.4% | 2nd half: 11-14 | 78.6% | Game: 16-21 | 76.2% | | | | | | | | | |

Officials: Gerald Bell; Evan Berg; Chris King
 Technical fouls: Oglethorpe-Mike Turner. Mercer-None.
 Attendance: 2625

| Score by periods | 1st | 2nd | Total |
|------------------|-----|-----|-------|
| Oglethorpe | 25 | 16 | 41 |
| Mercer | 45 | 53 | 98 |

Last FG - OUM 2nd-10:38, MER 2nd-02:10.
 Largest lead - OUM by 4 1st-15:49, MER by 57 2nd-02:10.
 OUM led for 06:58. MER led for 30:48. Game was tied for 02:03.

Score tied - 3 times.
 Lead changed - 5 times.



Official Basketball Box Score -- Game Totals -- Final Statistics
Mercer vs Auburn
 12/18/16 12:00 pm at Auburn, Ala. (Auburn Arena)



Mercer 74 • 5-6

| # | Player | Total | | 3-Ptr | | Rebounds | | | PF | TP | A | TO | Blk | Stl | Min |
|----------------------|-------------------|--------|-----------------|--------|-------------|----------|-----|-----|----|----|----|----|-----|-----|-----|
| | | FG-FGA | FG-FGA | FT-FTA | FT-FTA | Off | Def | Tot | | | | | | | |
| 00 | Desmond Ringer | f | 2-4 | 0-0 | 4-2 | 6 | 4 | 10 | 4 | 6 | 0 | 5 | 0 | 0 | 21 |
| 15 | Stephon Jelks | f | 3-8 | 0-4 | 3-4 | 3 | 6 | 9 | 4 | 9 | 1 | 1 | 0 | 0 | 30 |
| 05 | Jordan Strawberry | g | 5-13 | 3-6 | 0-0 | 0 | 5 | 5 | 1 | 13 | 6 | 3 | 0 | 1 | 36 |
| 10 | Ria'n Holland | g | 9-20 | 3-8 | 3-5 | 3 | 3 | 6 | 4 | 24 | 2 | 0 | 0 | 1 | 38 |
| 23 | Demetre Rivers | g | 4-8 | 2-4 | 0-0 | 4 | 2 | 6 | 5 | 10 | 0 | 2 | 0 | 0 | 31 |
| 01 | Cory Kilby | g | 1-2 | 1-1 | 0-0 | 0 | 2 | 2 | 1 | 3 | 0 | 2 | 0 | 0 | 11 |
| 13 | Ryan Johnson | g | 0-1 | 0-1 | 4-4 | 0 | 1 | 1 | 2 | 4 | 1 | 0 | 0 | 0 | 9 |
| 20 | Darius Roy | g | 0-0 | 0-0 | 0-0 | 0 | 0 | 0 | 0 | 0 | 0 | 0 | 0 | 0 | 0+ |
| 25 | Rashad Lewis | g | 1-1 | 1-1 | 0-0 | 0 | 0 | 0 | 1 | 3 | 1 | 0 | 0 | 0 | 4 |
| 44 | JJ N'Ganga | g | 1-2 | 0-0 | 0-0 | 1 | 1 | 2 | 2 | 2 | 0 | 2 | 0 | 0 | 18 |
| 55 | Andrew Fishler | g | 0-0 | 0-0 | 0-0 | 0 | 0 | 0 | 1 | 0 | 0 | 0 | 0 | 0 | 2 |
| Team | | | | | | 1 | 3 | 4 | | | | | | | |
| Totals | | | 26-59 | 10-25 | 12-17 | 16 | 25 | 41 | 25 | 74 | 11 | 15 | 0 | 2 | 200 |
| FG % 1st Half: 12-27 | | 44.4% | 2nd half: 14-32 | 43.8% | Game: 26-59 | 44.1% | | | | | | | | | |
| 3FG % 1st Half: 3-12 | | 25.0% | 2nd half: 7-13 | 53.8% | Game: 10-25 | 40.0% | | | | | | | | | |
| FT % 1st Half: 5-8 | | 62.5% | 2nd half: 7-9 | 77.8% | Game: 12-17 | 70.6% | | | | | | | | | |

Auburn 76 • 8-2

| # | Player | Total | | 3-Ptr | | Rebounds | | | PF | TP | A | TO | Blk | Stl | Min |
|----------------------|--------------------|--------|-----------------|--------|-------------|----------|-----|-----|----|----|----|----|-----|-----|-----|
| | | FG-FGA | FG-FGA | FT-FTA | FT-FTA | Off | Def | Tot | | | | | | | |
| 03 | Purifoy, Danjel | f | 1-8 | 0-5 | 5-6 | 1 | 5 | 6 | 4 | 7 | 0 | 1 | 0 | 1 | 27 |
| 12 | Smith, LaRon | f | 1-2 | 0-0 | 4-4 | 1 | 1 | 2 | 4 | 6 | 1 | 0 | 1 | 0 | 11 |
| 01 | Harper, Jared | g | 1-5 | 1-5 | 2-2 | 0 | 1 | 1 | 0 | 5 | 3 | 0 | 0 | 1 | 26 |
| 05 | Heron, Mustapha | g | 7-12 | 2-4 | 5-9 | 1 | 2 | 3 | 3 | 21 | 2 | 4 | 0 | 1 | 28 |
| 23 | Lang, TJ | g | 3-5 | 3-5 | 2-2 | 0 | 1 | 1 | 3 | 11 | 1 | 1 | 0 | 0 | 22 |
| 04 | Dunans, T.J. | g | 4-6 | 3-4 | 2-2 | 0 | 5 | 5 | 4 | 13 | 3 | 1 | 0 | 0 | 31 |
| 24 | McLemore, Anfernee | g | 1-3 | 0-0 | 0-0 | 2 | 1 | 3 | 0 | 2 | 0 | 0 | 0 | 0 | 14 |
| 31 | Waddell, Devin | g | 0-0 | 0-0 | 0-0 | 0 | 0 | 0 | 0 | 0 | 0 | 0 | 0 | 0 | 7 |
| 35 | Johnson, Ronnie | g | 0-4 | 0-1 | 2-2 | 1 | 0 | 1 | 0 | 2 | 5 | 0 | 0 | 1 | 19 |
| 50 | Wiley, Austin | g | 2-5 | 0-0 | 5-8 | 1 | 2 | 3 | 2 | 9 | 0 | 0 | 2 | 0 | 15 |
| Team | | | | | | 0 | 1 | 1 | | | | | | | |
| Totals | | | 20-50 | 9-24 | 27-35 | 7 | 19 | 26 | 20 | 76 | 15 | 7 | 3 | 4 | 200 |
| FG % 1st Half: 9-27 | | 33.3% | 2nd half: 11-23 | 47.8% | Game: 20-50 | 40.0% | | | | | | | | | |
| 3FG % 1st Half: 5-15 | | 33.3% | 2nd half: 4-9 | 44.4% | Game: 9-24 | 37.5% | | | | | | | | | |
| FT % 1st Half: 7-8 | | 87.5% | 2nd half: 20-27 | 74.1% | Game: 27-35 | 77.1% | | | | | | | | | |

Officials: Mike Nance, Mike Eades, Nate Green
 Technical fouls: Mercer-None. Auburn-None.
 Attendance: 7991

| Score by periods | 1st | 2nd | Total |
|------------------|-----|-----|-------|
| Mercer | 32 | 42 | 74 |
| Auburn | 30 | 46 | 76 |

Last FG - MER 2nd-00:04, AU 2nd-00:02.
 Largest lead - MER by 7 1st-03:51, AU by 6 2nd-09:11.
 MER led for 20:03. AU led for 11:57. Game was tied for 07:58.

Score tied - 12 times.
 Lead changed - 16 times.



Official Basketball Box Score -- Game Totals -- Final Statistics
Mercer vs Clemson
 12/10/16 4:00 PM at Clemson, SC (Littlejohn Coliseum)



Mercer 47 • 5-5

| # | Player | | Total | | 3-Ptr | | Rebounds | | | PF | TP | A | TO | Blk | Stl | Min |
|----------------------|-------------------|---|--------|----------------|--------|-------------|----------|-----|-------|---------------------|----|----|----|-----|-----|-----|
| | | | FG-FGA | FG-FGA | FT-FTA | Off | Def | Tot | | | | | | | | |
| 00 | Desmond Ringer | f | 2-6 | 0-0 | 0-0 | 2 | 3 | 5 | 2 | 4 | 0 | 2 | 1 | 0 | 21 | |
| 15 | Stephon Jelks | f | 1-5 | 0-2 | 2-2 | 1 | 3 | 4 | 3 | 4 | 0 | 0 | 1 | 0 | 29 | |
| 05 | Jordan Strawberry | g | 1-5 | 1-2 | 0-0 | 1 | 1 | 2 | 1 | 3 | 3 | 5 | 0 | 0 | 24 | |
| 10 | Ria'n Holland | g | 4-9 | 4-8 | 0-0 | 1 | 0 | 1 | 4 | 12 | 1 | 2 | 0 | 1 | 27 | |
| 23 | Demetre Rivers | g | 2-8 | 1-5 | 0-0 | 0 | 2 | 2 | 1 | 5 | 1 | 3 | 0 | 0 | 29 | |
| 01 | Cory Kilby | | 1-6 | 0-2 | 0-0 | 2 | 1 | 3 | 1 | 2 | 0 | 0 | 0 | 0 | 11 | |
| 02 | Jaylen Stowe | | 0-0 | 0-0 | 0-0 | 0 | 0 | 0 | 0 | 0 | 0 | 0 | 0 | 0 | 3 | |
| 13 | Ryan Johnson | | 1-1 | 0-0 | 0-0 | 1 | 1 | 2 | 5 | 2 | 0 | 0 | 0 | 0 | 8 | |
| 20 | Darius Roy | | 2-3 | 0-1 | 1-2 | 2 | 0 | 2 | 0 | 5 | 0 | 1 | 0 | 0 | 11 | |
| 24 | Ross Cummings | | 0-2 | 0-2 | 0-0 | 0 | 1 | 1 | 1 | 0 | 0 | 2 | 0 | 0 | 3 | |
| 25 | Rashad Lewis | | 2-9 | 2-7 | 0-0 | 0 | 5 | 5 | 5 | 6 | 0 | 0 | 0 | 1 | 14 | |
| 44 | JJ N'Ganga | | 1-2 | 0-0 | 0-1 | 0 | 0 | 0 | 1 | 2 | 0 | 2 | 1 | 0 | 10 | |
| 55 | Andrew Fishler | | 0-0 | 0-0 | 2-2 | 0 | 2 | 2 | 1 | 2 | 0 | 1 | 2 | 0 | 10 | |
| Team | | | | | | 5 | 1 | 6 | | | | | | | | |
| Totals | | | 17-56 | 8-29 | 5-7 | 15 | 20 | 35 | 25 | 47 | 5 | 18 | 5 | 2 | 200 | |
| FG % 1st Half: 9-23 | | | 39.1% | 2nd half: 8-33 | 24.2% | Game: 17-56 | | | 30.4% | Deadball Rebounds 0 | | | | | | |
| 3FG % 1st Half: 5-14 | | | 35.7% | 2nd half: 3-15 | 20.0% | Game: 8-29 | | | 27.6% | | | | | | | |
| FT % 1st Half: 2-2 | | | 100.0% | 2nd half: 3-5 | 60.0% | Game: 5-7 | | | 71.4% | | | | | | | |

2016-17 MERCER MEN’S BASKETBALL



Official Basketball Box Score -- Game Totals -- Final Statistics
Mercer vs Kennesaw State
12/28/16 7 p.m. at Kennesaw, Ga. (KSU Convocation Center)



Mercer 80 • 6-7

| ## | Player | Total | | 3-Ptr | Rebounds | | | PF | TP | A | TO | Blk | Stl | Min |
|--|-------------------|--------|--------|--------|----------|-----|-----|----|----|----|----|-----|-----|---------------------|
| | | FG-FGA | FG-FGA | FT-FTA | Off | Def | Tot | | | | | | | |
| 00 | Desmond Ringer | f | 1-2 | 0-0 | 0-0 | 2 | 3 | 5 | 2 | 2 | 1 | 1 | 0 | 29 |
| 15 | Stephon Jelks | f | 6-7 | 4-4 | 3-4 | 1 | 4 | 5 | 2 | 19 | 1 | 1 | 0 | 24 |
| 05 | Jordan Strawberry | g | 4-6 | 4-4 | 2-3 | 0 | 3 | 3 | 2 | 14 | 7 | 3 | 0 | 31 |
| 10 | Ria'n Holland | g | 2-11 | 2-5 | 2-2 | 1 | 1 | 2 | 1 | 8 | 4 | 4 | 0 | 34 |
| 23 | Demetre Rivers | g | 7-11 | 1-3 | 4-4 | 2 | 1 | 3 | 2 | 19 | 2 | 2 | 1 | 31 |
| 01 | Cory Kilby | | 3-5 | 2-2 | 1-2 | 3 | 2 | 5 | 2 | 9 | 1 | 0 | 0 | 17 |
| 02 | Jaylen Stowe | | 0-0 | 0-0 | 0-0 | 0 | 0 | 0 | 1 | 0 | 0 | 0 | 0 | 1 |
| 13 | Ryan Johnson | | 1-4 | 0-2 | 0-0 | 0 | 1 | 1 | 1 | 2 | 1 | 0 | 0 | 13 |
| 25 | Rashad Lewis | | 1-1 | 1-1 | 0-0 | 0 | 1 | 1 | 0 | 3 | 0 | 1 | 0 | 9 |
| 44 | JJ N'Ganga | | 2-2 | 0-0 | 0-0 | 1 | 3 | 4 | 3 | 4 | 0 | 1 | 0 | 11 |
| Team | | | | | 2 | 1 | 3 | | | | 1 | | | |
| Totals | | | 27-49 | 14-21 | 12-15 | 12 | 20 | 32 | 16 | 80 | 17 | 14 | 1 | 200 |
| FG % 1st Half: 12-25 48.0% 2nd half: 15-24 62.5% Game: 27-49 55.1% | | | | | | | | | | | | | | |
| 3FG % 1st Half: 4-8 50.0% 2nd half: 10-13 76.9% Game: 14-21 66.7% | | | | | | | | | | | | | | |
| FT % 1st Half: 5-6 83.3% 2nd half: 7-9 77.8% Game: 12-15 80.0% | | | | | | | | | | | | | | |
| | | | | | | | | | | | | | | Deadball Rebounds 1 |

Kennesaw State 76 • 4-10

| ## | Player | Total | | 3-Ptr | Rebounds | | | PF | TP | A | TO | Blk | Stl | Min |
|--|-------------------|--------|--------|--------|----------|-----|-----|----|----|----|----|-----|-----|---------------------|
| | | FG-FGA | FG-FGA | FT-FTA | Off | Def | Tot | | | | | | | |
| 02 | JONES, Jordan | f | 4-5 | 0-0 | 0-0 | 1 | 0 | 1 | 2 | 8 | 0 | 1 | 1 | 21 |
| 14 | WILLIAMS, Aubrey | f | 5-10 | 0-0 | 6-7 | 3 | 7 | 10 | 2 | 16 | 2 | 1 | 1 | 36 |
| 00 | RAY, Kendrick | g | 5-13 | 1-5 | 2-2 | 2 | 1 | 3 | 3 | 13 | 5 | 0 | 1 | 34 |
| 11 | CLARKE, Kyle | g | 3-8 | 0-0 | 0-0 | 1 | 2 | 3 | 1 | 6 | 1 | 1 | 0 | 25 |
| 21 | MASTERSON, Nick | g | 5-9 | 4-8 | 0-0 | 1 | 1 | 2 | 1 | 14 | 4 | 0 | 0 | 30 |
| 04 | HOOKER, Tyler | | 1-1 | 1-1 | 0-0 | 0 | 0 | 0 | 1 | 3 | 1 | 2 | 0 | 15 |
| 10 | NIELSEN, Johannes | | 2-2 | 0-0 | 2-2 | 0 | 1 | 1 | 1 | 6 | 2 | 1 | 0 | 19 |
| 12 | SCOTT, James | | 3-7 | 2-5 | 2-2 | 0 | 0 | 0 | 2 | 10 | 1 | 0 | 0 | 16 |
| 35 | CAMERON, Zach | | 0-0 | 0-0 | 0-0 | 0 | 0 | 0 | 1 | 0 | 0 | 0 | 0 | 4 |
| Team | | | | | 0 | 0 | 0 | | | | | | | |
| Totals | | | 28-55 | 8-19 | 12-13 | 8 | 12 | 20 | 14 | 76 | 16 | 6 | 3 | 200 |
| FG % 1st Half: 13-30 43.3% 2nd half: 15-25 60.0% Game: 28-55 50.9% | | | | | | | | | | | | | | |
| 3FG % 1st Half: 2-8 25.0% 2nd half: 6-11 54.5% Game: 8-19 42.1% | | | | | | | | | | | | | | |
| FT % 1st Half: 3-3 100.0 2nd half: 9-10 90.0% Game: 12-13 92.3% | | | | | | | | | | | | | | |
| | | | | | | | | | | | | | | Deadball Rebounds 0 |


Officials: Bruce Benedict, Patrick Evans, Todd Austin
Technical fouls: Mercer-None. Kennesaw State-None.
Attendance: 1506

| Score by periods | 1st | 2nd | Total |
|------------------|-----|-----|-------|
| Mercer | 33 | 47 | 80 |
| Kennesaw State | 31 | 45 | 76 |

| Points | In Paint | Off T/O | 2nd Chance | Fast Break | Bench |
|--------|----------|---------|------------|------------|-------|
| MERC | 12 | 10 | 13 | 0 | 18 |
| KSU | 20 | 22 | 11 | 6 | 19 |

Last FG - MER 2nd-00:54, KSU 2nd-00:42.
Largest lead - MER by 11 2nd-09:13, KSU by 3 1st-12:03.
MER led for 32:35. KSU led for 03:12. Game was tied for 04:13.

Score tied - 7 times.
Lead changed - 8 times.



O

TOP PERFORMANCES

POINTS

Season: 17, vs. Akron (11/26/16)
Career: 22, at Wofford (2/11/16)

FG MADE

Season: 8, vs. Akron (11/26/16)
Career: 10, vs. Wofford (1/16/16)

FG ATTEMPTS

Season: 14, vs. Akron (11/26/16)
Career: 11, vs. Wofford (1/16/16)

3-POINT FGM

Season: N/A
Career: N/A

3-POINT FGA

Season: N/A
Career: N/A

FT MADE

Season: 6, Georgia Southern (11/20/16)
Career: 6, Georgia Southern (11/20/16)

FT ATTEMPTS

Season: 9, Georgia Southern (11/20/16)
Career: 9, Georgia Southern (11/20/16)

REBOUNDS

Season: 8, Oglethorpe (12/7/16)
Career: 10, at Davidson (11/23/15)

ASSISTS

Season: 3, La Salle (12/22/16)
Career: 3, La Salle (12/22/16)

BLOCKS

Season: 2, vs. Florida (11/13/16)
Career: 3, 4x, at Arkansas (12/19/15)

STEALS

Season: 1, Radford (11/22/16)
Career: 2, vs. UNCG (1/30/16)

MINUTES

Season: 38, La Salle (12/22/16)
Career: 38, La Salle (12/22/16)

^ - denotes from South Carolina

CAREER STATISTICS

Desmond RINGER

F • 6-9 • 255 • R-Jr. • 1L
McDonough, Ga. / South Carolina

BIO

2015-16

- Career-high 21 points (10-11 FG) vs. Wofford (1/16)
- Career-high 10 rebounds and 7 points at Davidson (11/23)
- Leads team in field goal pct. (.612)

2014-15

- Redshirted due to NCAA transfer rules

2013-14 (South Carolina)

- Played in 28 games, averaging 10.4 minutes per game
- Scored 2.1 points per game
- Recorded 2.0 rebounds per contest

HIGH SCHOOL

- Led Eagle's Landing to 1st State title
- Posted 17 points and 14 boards in title game
- Ranked No. 7 player in Georgia by ESPN.com

PERSONAL

- Son Boris and Nattlie Ringer
- Has one brother

2016-17 GAME-BY-GAME STATISTICS

| Opponent | Date | GS | Min | FG | FGA | Pct | 3FG | FGA | Pct | FT | FTA | Pct | O | D | Tot | Avg | PF | FO | A | TO | Blk | Stl | Pts | Avg | |
|-------------------|----------|----|-----|-----|-----|------|------|-----|------|------|-----|-------|------|----|-----|-----|-----|----|---|----|-----|-----|-----|-----|-----|
| BREWTON-PARKER | 11/11/16 | * | 22 | 4 | 6 | .667 | 0 | 0 | .000 | 0 | 0 | .000 | 0 | 5 | 5 | 5.0 | 0 | 0 | 0 | 0 | 0 | 0 | 8 | 8.0 | |
| vs Florida | 11/13/16 | * | 17 | 1 | 11 | .000 | 0 | 0 | .000 | 0 | 1 | .000 | 0 | 3 | 3 | 4.0 | 5 | 1 | 0 | 2 | 2 | 0 | 2 | 5.0 | |
| GA. SOUTHERN | 11/20/16 | * | 27 | 4 | 8 | .500 | 0 | 0 | .000 | 6 | 9 | .667 | 4 | 3 | 7 | 5.0 | 1 | 0 | 1 | 1 | 0 | 0 | 14 | 8.0 | |
| RADFORD | 11/22/16 | * | 20 | 0 | 2 | .000 | 0 | 0 | .000 | 0 | 0 | .000 | 1 | 3 | 4 | 4.8 | 2 | 0 | 0 | 2 | 1 | 1 | 0 | 6.0 | |
| vs East Carolina | 11/25/16 | * | 30 | 2 | 6 | .333 | 0 | 0 | .000 | 0 | 0 | .000 | 1 | 4 | 5 | 4.8 | 2 | 0 | 0 | 3 | 0 | 0 | 4 | 5.6 | |
| vs Akron | 11/26/16 | * | 26 | 8 | 14 | .571 | 0 | 0 | .000 | 0 | 2 | .000 | 3 | 3 | 6 | 5.0 | 4 | 0 | 1 | 0 | 0 | 0 | 16 | 7.3 | |
| DAVIDSON | 11/29/16 | * | 12 | 2 | 21 | .000 | 0 | 0 | .000 | 0 | 0 | .000 | 0 | 3 | 3 | 4.7 | 3 | 0 | 0 | 2 | 0 | 0 | 4 | 6.9 | |
| at George Mason | 12/3/16 | * | 31 | 2 | 21 | .000 | 0 | 0 | .000 | 1 | 2 | .500 | 1 | 5 | 6 | 4.9 | 0 | 0 | 0 | 3 | 0 | 0 | 5 | 6.6 | |
| OGLETHORPE | 12/07/16 | * | 19 | 3 | 4 | .750 | 0 | 0 | .000 | 0 | 0 | .000 | 4 | 4 | 8 | 5.2 | 0 | 0 | 0 | 0 | 0 | 0 | 6 | 6.6 | |
| at Clemson | 12/10/16 | * | 21 | 2 | 6 | .333 | 0 | 0 | .000 | 0 | 0 | .000 | 2 | 3 | 5 | 5.2 | 2 | 0 | 0 | 2 | 1 | 0 | 4 | 6.3 | |
| at Auburn | 12/18/16 | * | 21 | 2 | 4 | .500 | 0 | 0 | .000 | 2 | 4 | .500 | 4 | 2 | 6 | 5.3 | 4 | 0 | 0 | 5 | 0 | 0 | 6 | 6.3 | |
| LA SALLE | 12/22/16 | * | 38 | 3 | 10 | .300 | 0 | 0 | .000 | 2 | 2 | 1.000 | 4 | 3 | 7 | 5.4 | 2 | 0 | 3 | 1 | 0 | 0 | 8 | 6.4 | |
| at Kennesaw State | 12/28/16 | * | 29 | 1 | 2 | .500 | 0 | 0 | .000 | 0 | 0 | .000 | 2 | 3 | 5 | 5.4 | 2 | 0 | 1 | 1 | 0 | 0 | 2 | 6.1 | |
| Totals | | | 13 | 313 | 34 | 67 | .507 | 0 | 0 | .000 | 11 | 20 | .550 | 26 | 44 | 70 | 5.4 | 27 | 1 | 6 | 22 | 4 | 1 | 79 | 6.1 |

| Season | gp-gs | min/avg | Total | | 3-Point | | F-Throws | | Rebounds | | | | Scoring | | | | | |
|--------------|--------------|------------------|----------------|-------------|------------|-------------|---------------|-------------|-----------|------------|------------|------------|------------|----------|-----------|-----------|-----------|----------|
| | | | fg-fga | pct | fg-fga | pct | ft-fa | pct | off | def | tot | avg | pf | fo | ast | to | blk | stl |
| 2013-14* | 28-1 | 291/10.4 | 18-48 | .375 | 0-0 | .000 | 22-35 | .629 | 24 | 31 | 55 | 2.0 | 58 | 0 | 7 | 17 | 6 | 2 |
| 2015-16 | 23-23 | 574/25.0 | 71-116 | .612 | 0-0 | .000 | 37-46 | .804 | 36 | 69 | 105 | 4.6 | 54 | 1 | 14 | 41 | 18 | 5 |
| 2016-17 | 13-13 | 313/24.1 | 34-67 | .507 | 0-0 | .000 | 11-20 | .550 | 26 | 44 | 70 | 5.4 | 27 | 1 | 6 | 22 | 4 | 1 |
| TOTAL | 36-36 | 887/24.6 | 105-183 | .574 | 0-0 | .000 | 48-66 | .727 | 62 | 113 | 175 | 4.9 | 81 | 2 | 20 | 63 | 22 | 6 |
| All* | 64-37 | 1178/18.4 | 123-231 | .532 | 0-0 | .000 | 70-101 | .693 | 86 | 144 | 230 | 3.6 | 139 | 2 | 27 | 80 | 28 | 8 |
| | | | | | | | | | | | | | | | | | | |
| | | | | | | | | | | | | | | | | | | |
| | | | | | | | | | | | | | | | | | | |
| | | | | | | | | | | | | | | | | | | |

* Statistics from prior team/school



Cory KILBY

F • 6-7 • 195 • So. • 1L
Ada, Okla. / Ada HS

BIO

2015-16

- Career-high 13 points and 6 boards at Furman (2/13)
- Recorded 8 points, 4 boards and a block in debut vs. Allen (11/13)

PERSONAL

- Son of Pat and Angela Kilby
- Has two brothers and one sister
- Born on May 14, 1996 in Asheville, N.C.

HIGH SCHOOL

- Averaged 21 points, 11 boards and 4 blocks as a senior
- Ada HS record holder for career points (2,013)
- 2014 All-State quarterback selection

1

TOP PERFORMANCES

| | |
|-------------|--------------------------------------|
| POINTS | |
| Season: | 9, at Kennesaw State (12/28/16) |
| Career: | 13, at Furman (2/13/16) |
| FG MADE | |
| Season: | 3, at Kennesaw State (12/28/16) |
| Career: | 5, at Furman (2/13/16) |
| FG ATTEMPTS | |
| Season: | 6, at Clemson (12/10/16) |
| Career: | 7, 2x, at Furman (2/13/16) |
| 3-POINT FGM | |
| Season: | 2, at Kennesaw State (12/28/16) |
| Career: | 2, 2x, at Kennesaw State (12/28/16) |
| 3-POINT FGA | |
| Season: | 2, 3x, at Kennesaw State (12/28/16) |
| Career: | 5, at UNCG (2/28/16) |
| FT MADE | |
| Season: | 2, 5x, Davidson (11/29/16) |
| Career: | 2, 5x, Davidson (11/29/16) |
| FT ATTEMPTS | |
| Season: | 2, 3x, at Kennesaw State (12/28/16) |
| Career: | 4, at Furman (2/13/16) |
| REBOUNDS | |
| Season: | 5, at Kennesaw State (12/28/16) |
| Career: | 6, 2x, at Furman (2/13/16) |
| ASSISTS | |
| Season: | 2, Brewton-Parker (11/11/16) |
| Career: | 2, 4x, vs. Brewton-Parker (11/11/16) |
| BLOCKS | |
| Season: | 0 |
| Career: | 1, 5x, at Kennesaw State (12/30/15) |
| STEALS | |
| Season: | 1, vs. Florida (11/13/16) |
| Career: | 1, 2x, vs. Florida (11/13/16) |
| MINUTES | |
| Season: | 18, vs. Florida (11/13/16) |
| Career: | 18, 3x, vs. Florida (11/13/16) |

2016-17 GAME-BY-GAME STATISTICS

| Opponent | Date | GS | Min | FG | FGA | Pct | 3FG | FGA | Pct | FT | FTA | Pct | O | D | Tot | Avg | PF | FO | A | TO | Blk | Stl | Pts | Avg |
|-------------------|----------|-----|-----|----|-----|------|-----|-----|-------|----|-----|-------|---|----|-----|-----|----|----|---|----|-----|-----|-----|-----|
| BREWTON-PARKER | 11/11/16 | | 12 | 1 | 11 | .000 | 0 | 0 | .000 | 1 | 2 | .500 | 0 | 4 | 4 | 4.0 | 0 | 0 | 2 | 1 | 0 | 0 | 3 | 3.0 |
| vs Florida | 11/13/16 | | 18 | 1 | 3 | .333 | 0 | 2 | .000 | 0 | 0 | .000 | 1 | 2 | 3 | 3.5 | 2 | 0 | 0 | 1 | 0 | 1 | 2 | 2.5 |
| GA. SOUTHERN | 11/20/16 | DNP | | | | | | | | | | | | | | | | | | | | | | |
| RADFORD | 11/22/16 | DNP | | | | | | | | | | | | | | | | | | | | | | |
| vs East Carolina | 11/25/16 | DNP | | | | | | | | | | | | | | | | | | | | | | |
| vs Akron | 11/26/16 | | 6 | 0 | 0 | .000 | 0 | 0 | .000 | 0 | 0 | .000 | 1 | 1 | 2 | 3.0 | 0 | 0 | 1 | 1 | 0 | 0 | 0 | 1.7 |
| DAVIDSON | 11/29/16 | | 8 | 1 | 2 | .500 | 0 | 0 | .000 | 2 | 2 | 1.000 | 0 | 0 | 0 | 2.3 | 1 | 0 | 0 | 1 | 0 | 0 | 4 | 2.3 |
| at George Mason | 12/3/16 | DNP | | | | | | | | | | | | | | | | | | | | | | |
| OGLETHORPE | 12/07/16 | DNP | | | | | | | | | | | | | | | | | | | | | | |
| at Clemson | 12/10/16 | | 11 | 1 | 6 | .167 | 0 | 2 | .000 | 0 | 0 | .000 | 2 | 1 | 3 | 2.4 | 1 | 0 | 0 | 0 | 0 | 0 | 2 | 2.2 |
| at Auburn | 12/18/16 | | 11 | 1 | 2 | .500 | 1 | 1 | 1.000 | 0 | 0 | .000 | 0 | 2 | 2 | 2.3 | 1 | 0 | 0 | 2 | 0 | 0 | 3 | 2.3 |
| LA SALLE | 12/22/16 | | 9 | 0 | 1 | .000 | 0 | 0 | .000 | 0 | 0 | .000 | 0 | 0 | 0 | 2.0 | 1 | 0 | 1 | 0 | 0 | 0 | 0 | 2.0 |
| at Kennesaw State | 12/28/16 | | 17 | 3 | 5 | .600 | 2 | 2 | 1.000 | 1 | 2 | .500 | 3 | 2 | 5 | 2.4 | 2 | 0 | 1 | 0 | 0 | 0 | 9 | 2.9 |
| Totals | | 0 | 92 | 8 | 20 | .400 | 3 | 7 | .429 | 4 | 6 | .667 | 7 | 12 | 19 | 2.4 | 8 | 0 | 5 | 6 | 0 | 1 | 23 | 2.9 |

CAREER STATISTICS

| Season | gp-gs | min/avg | Total | | 3-Point | | F-Throws | | Rebounds | | | | | | | | | | | Scoring | |
|---------|-------|---------|--------|------|---------|------|----------|------|----------|-----|-----|-----|----|----|-----|----|-----|-----|--|---------|-----|
| | | | fg-fga | pct | fg-fga | pct | ft-fta | pct | off | def | tot | avg | pf | fo | ast | to | blk | stl | | pts | avg |
| 2015-16 | 34-0 | 277/8.1 | 28-68 | .412 | 8-27 | .296 | 9-13 | .692 | 17 | 37 | 54 | 1.6 | 29 | 0 | 11 | 14 | 5 | 2 | | 73 | 2.1 |
| 2016-17 | 8-0 | 92/11.5 | 8-20 | .400 | 3-7 | .429 | 4-6 | .667 | 7 | 12 | 19 | 2.4 | 8 | 0 | 5 | 6 | 0 | 1 | | 23 | 2.9 |
| TOTAL | 42-0 | 369/8.8 | 36-88 | .409 | 11-34 | .324 | 13-19 | .684 | 24 | 49 | 73 | 1.7 | 37 | 0 | 16 | 20 | 5 | 3 | | 96 | 2.3 |



Jaylen STOWE

G • 6-2 • 205 • So. • 1L

Harrisburg, N.C. / Hickory Ridge HS

BIO

2015-16

- Career-high 7 points and 2 rebounds at Furman (2/13) and vs. Citadel (3/4)
- Scored first 3 points of career at Davidson (11/23)

PERSONAL

- Son of Jason and Heather Stowe
- Has two brothers
- Born on Nov. 8, 1996 in Charlotte, N.C.

HIGH SCHOOL

- Averaged 22 points, 6 rebounds and 5 assists as a senior
- Hickory Ridge HS all-time leading scorer and assist leader
- Four-year honor student

2

TOP PERFORMANCES

POINTS

Season: 3, Oglethorpe (12/7/16)
Career: 7, at Furman (2/13/16)

FG MADE

Season: 1, Oglethorpe (12/7/16)
Career: 3, at Furman (2/13/16)

FG ATTEMPTS

Season: 2, 2x, Oglethorpe (12/7/16)
Career: 4, 2x, at VMI (2/25/16)

3-POINT FGM

Season: 1, Oglethorpe (12/7/16)
Career: 1, 4x, at VMI (2/25/16)

3-POINT FGA

Season: 2, Oglethorpe (12/7/16)
Career: 4, at VMI (2/25/16)

FT MADE

Season: 0
Career: 1, 2x, vs. The Citadel (2/6/16)

FT ATTEMPTS

Season: 0
Career: 2, 2x, vs. The Citadel (2/6/16)

REBOUNDS

Season: 2, Oglethorpe (12/7/16)
Career: 4, vs. The Citadel (2/6/16)

ASSISTS

Season: 0
Career: 1, 5x, at VMI (2/25/16)

BLOCKS

Season: 0
Career: N/A

STEALS

Season: 0
Career: 1, 2x, at VMI (2/25/16)

MINUTES

Season: 13, Oglethorpe (12/7/16)
Career: 13, 2x, Oglethorpe (12/7/16)

2016-17 GAME-BY-GAME STATISTICS

| Opponent | Date | GS | Min | FG | FGA | Pct | 3FG | FGA | Pct | FT | FTA | Pct | O | D | Tot | Avg | PF | FO | A | TO | Blk | Stl | Pts | Avg |
|-------------------|----------|----------|-----------|----------|---------------|-----|----------|---------------|-----|----------|---------------|-----|----------|----------|--------------|-----|----------|----------|----------|----------|----------|----------|----------|------------|
| BREWTON-PARKER | 11/11/16 | | DNP | | | | | | | | | | | | | | | | | | | | | |
| vs Florida | 11/13/16 | | DNP | | | | | | | | | | | | | | | | | | | | | |
| GA. SOUTHERN | 11/20/16 | | DNP | | | | | | | | | | | | | | | | | | | | | |
| RADFORD | 11/22/16 | | DNP | | | | | | | | | | | | | | | | | | | | | |
| vs East Carolina | 11/25/16 | | 1 | 0 | 0 .000 | | 0 | 0 .000 | | 0 | 0 .000 | | 0 | 0 | 0 0.0 | | 0 | 0 | 0 | 0 | 0 | 0 | 0 | 0.0 |
| vs Akron | 11/26/16 | | DNP | | | | | | | | | | | | | | | | | | | | | |
| DAVIDSON | 11/29/16 | | 2 | 0 | 0 .000 | | 0 | 0 .000 | | 0 | 0 .000 | | 0 | 1 | 1 0.5 | | 2 | 0 | 0 | 0 | 0 | 0 | 0 | 0.0 |
| at George Mason | 12/3/16 | | 7 | 0 | 2 .000 | | 0 | 1 .000 | | 0 | 0 .000 | | 0 | 0 | 0 0.3 | | 2 | 0 | 0 | 0 | 0 | 0 | 0 | 0.0 |
| OGLETHORPE | 12/07/16 | * | 13 | 1 | 2 .500 | | 1 | 2 .500 | | 0 | 0 .000 | | 1 | 1 | 2 0.8 | | 0 | 0 | 0 | 1 | 0 | 0 | 3 | 0.8 |
| at Clemson | 12/10/16 | | 3 | 0 | 0 .000 | | 0 | 0 .000 | | 0 | 0 .000 | | 0 | 0 | 0 0.6 | | 0 | 0 | 0 | 0 | 0 | 0 | 0 | 0.6 |
| at Auburn | 12/18/16 | | DNP | | | | | | | | | | | | | | | | | | | | | |
| LA SALLE | 12/22/16 | | 2 | 0 | 0 .000 | | 0 | 0 .000 | | 0 | 0 .000 | | 0 | 0 | 0 0.5 | | 0 | 0 | 0 | 0 | 0 | 0 | 0 | 0.5 |
| at Kennesaw State | 12/28/16 | | 1 | 0 | 0 .000 | | 0 | 0 .000 | | 0 | 0 .000 | | 0 | 0 | 0 0.4 | | 1 | 0 | 0 | 0 | 0 | 0 | 0 | 0.4 |
| Totals | | 1 | 29 | 1 | 4 .250 | | 1 | 3 .333 | | 0 | 0 .000 | | 1 | 2 | 3 0.4 | | 5 | 0 | 0 | 1 | 0 | 0 | 3 | 0.4 |

CAREER STATISTICS

| | | | Total | | 3-Point | | F-Throws | | Rebounds | | | | | | | | | | | Scoring | |
|---------|-------|---------|--------|------|---------|------|----------|------|----------|-----|-----|-----|----|----|-----|----|-----|-----|-----|---------|--|
| Season | gp-gs | min/avg | fg-fga | pct | fg-fga | pct | ft-fta | pct | off | def | tot | avg | pf | fo | ast | to | blk | stl | pts | avg | |
| 2015-16 | 23-0 | 97/4.2 | 9-28 | .321 | 7-15 | .467 | 5-10 | .500 | 3 | 14 | 17 | 0.7 | 14 | 0 | 5 | 7 | 0 | 3 | 30 | 1.3 | |
| 2016-17 | 7-1 | 29/4.1 | 1-4 | .250 | 1-3 | .333 | 0-0 | .000 | 1 | 2 | 3 | 0.4 | 5 | 0 | 0 | 1 | 0 | 0 | 3 | 0.4 | |
| TOTAL | 30-1 | 126/4.2 | 10-32 | .313 | 8-18 | .444 | 5-10 | .500 | 4 | 16 | 20 | 0.7 | 19 | 0 | 5 | 8 | 0 | 3 | 33 | 1.1 | |



Stephen GAVIN

G • 6-3 • 190 • So. • SQ
Savannah, Ga. / Hilton Head Preparatory School

BIO

- HIGH SCHOOL**
- Averaged 16 points senior year
 - Played at Svannah Day Country HS for three years
 - Played in SCISA North vs. South Game
 - Earned 2A SCISA All-Region, All-State honors

- PERSONAL**
- Son of Kevin Gavin and Allison Hersh
 - Has one sister, Shannon
 - Born on Feb. 19, 1997

3

TOP PERFORMANCES


| POINTS | |
|-------------|-------------------------|
| Season: | 0 |
| Career: | 0 |
| FG MADE | |
| Season: | 0 |
| Career: | 0 |
| FG ATTEMPTS | |
| Season: | 1, Oglethorpe (12/7/16) |
| Career: | 1, Oglethorpe (12/7/16) |
| 3-POINT FGM | |
| Season: | 0 |
| Career: | 0 |
| 3-POINT FGA | |
| Season: | 0 |
| Career: | 0 |
| FT MADE | |
| Season: | 0 |
| Career: | 0 |
| FT ATTEMPTS | |
| Season: | 0 |
| Career: | 0 |
| REBOUNDS | |
| Season: | 0 |
| Career: | 0 |
| ASSISTS | |
| Season: | 0 |
| Career: | 0 |
| BLOCKS | |
| Season: | 0 |
| Career: | 0 |
| STEALS | |
| Season: | 0 |
| Career: | 0 |
| MINUTES | |
| Season: | 2, Oglethorpe (12/7/16) |
| Career: | 2, Oglethorpe (12/7/16) |

2016-17 GAME-BY-GAME STATISTICS

| Opponent | Date | GS | Min | FG | FGA | Pct | 3FG | FGA | Pct | FT | FTA | Pct | O | D | Tot | Avg | PF | FO | A | TO | Blk | Stl | Pts | Avg |
|-------------------|----------|----|-----|----|-----|-------|-----|-----|------|----|-----|------|---|---|-----|-----|----|----|---|----|-----|-----|-----|-----|
| BREWTON-PARKER | 11/11/16 | | 1 | 0 | 0 | .000 | 0 | 0 | .000 | 0 | 0 | .000 | 0 | 0 | 0 | 0.0 | 0 | 0 | 0 | 0 | 0 | 0 | 0 | 0.0 |
| vs Florida | 11/13/16 | | DNP | | | | | | | | | | | | | | | | | | | | | |
| GA. SOUTHERN | 11/20/16 | | DNP | | | | | | | | | | | | | | | | | | | | | |
| RADFORD | 11/22/16 | | DNP | | | | | | | | | | | | | | | | | | | | | |
| vs East Carolina | 11/25/16 | | DNP | | | | | | | | | | | | | | | | | | | | | |
| vs Akron | 11/26/16 | | DNP | | | | | | | | | | | | | | | | | | | | | |
| DAVIDSON | 11/29/16 | | DNP | | | | | | | | | | | | | | | | | | | | | |
| at George Mason | 12/3/16 | | DNP | | | | | | | | | | | | | | | | | | | | | |
| OGLETHORPE | 12/07/16 | | 2 | 0 | 1 | .000 | 0 | 0 | .000 | 0 | 0 | .000 | 0 | 0 | 0 | 0.0 | 0 | 0 | 0 | 0 | 0 | 0 | 0 | 0.0 |
| at Clemson | 12/10/16 | | DNP | | | | | | | | | | | | | | | | | | | | | |
| at Auburn | 12/18/16 | | DNP | | | | | | | | | | | | | | | | | | | | | |
| LA SALLE | 12/22/16 | | DNP | | | | | | | | | | | | | | | | | | | | | |
| at Kennesaw State | 12/28/16 | | DNP | | | | | | | | | | | | | | | | | | | | | |
| Totals | | | 0 | 3 | 0 | 1.000 | 0 | 0 | .000 | 0 | 0 | .000 | 0 | 0 | 0 | 0.0 | 0 | 0 | 0 | 0 | 0 | 0 | 0 | 0.0 |

CAREER STATISTICS

| | | | Total | | 3-Point | | F-Throws | | Rebounds | | | | | | | | | | | Scoring | |
|---------|-------|---------|--------|------|---------|------|----------|------|----------|-----|-----|-----|----|----|-----|----|-----|-----|-----|---------|--|
| Season | gp-gs | min/avg | fg-fga | pct | fg-fga | pct | ft-fta | pct | off | def | tot | avg | pf | fo | ast | to | blk | stl | pts | avg | |
| 2016-17 | 2-0 | 3/1.5 | 0-1 | .000 | 0-0 | .000 | 0-0 | .000 | 0 | 0 | 0 | 0.0 | 0 | 0 | 0 | 0 | 0 | 0 | 0 | 0.0 | |
| TOTAL | 2-0 | 3/1.5 | 0-1 | .000 | 0-0 | .000 | 0-0 | .000 | 0 | 0 | 0 | 0.0 | 0 | 0 | 0 | 0 | 0 | 0 | 0 | 0.0 | |



5

TOP PERFORMANCES

POINTS

Season: 47, La Salle (12/22/16)
 Career: 47, La Salle (12/22/16)

FG MADE

Season: 10, La Salle (12/22/16)
 Career: 10, La Salle (12/22/16)

FG ATTEMPTS

Season: 17, La Salle (12/22/16)
 Career: 17, La Salle (12/22/16)

3-POINT FGM

Season: 5, La Salle (12/22/16)
 Career: 5, La Salle (12/22/16)

3-POINT FGA

Season: 8, La Salle (12/22/16)
 Career: 8, La Salle (12/22/16)

FT MADE

Season: 6, 2x, La Salle (12/22/16)
 Career: 6, 3x, La Salle (12/22/16)

FT ATTEMPTS

Season: 6, 2x, La Salle (12/22/16)
 Career: 6, 4x, La Salle (12/22/16)

REBOUNDS

Season: 5, 2x, at Auburn (12/18/16)
 Career: 6, Chattanooga (02/08/16)

ASSISTS

Season: 11, Brewton-Parker (11/11/16)
 Career: 11, Brewton-Parker (11/11/16)

STEALS

Season: 2, 3x, La Salle (12/22/16)
 Career: 3, 3x, at Coastal Carolina (03/15/16)

BLOCKS

Season: 0
 Career: 1, ETSU (02/20/16)

MINUTES

Season: 47, La Salle (12/22/16)
 Career: 47, La Salle (12/22/16)

CAREER STATISTICS

Jordan STRAWBERRY

G • 6-1 • 175 • Jr. • 2L

Anaheim, Calif. / South Kent School

BIO

2015-16

- Career-high 24 points at Chattanooga (1/5)
- Career-high 8 assists vs. Wofford (1/16), Citadel (2/6) & Chattanooga (2/8)
- 11 games of 5+ assists

2014-15

- Season-highs in points, FGs made & attempted, 3pt FGs attempted, assists, minutes played at Georgia (12/27)
- 4 games with 10+ points
- Season-high 3 3-pointers, 2 steals vs. Dartmouth (12/16)
- Multiple assists in 20 games

HIGH SCHOOL

- Led Monarchs to three State Championships, two CIF Southern Section Championships and four league titles
- All-State, All-CIF and first team All-League as junior and senior

PERSONAL

- Born March 17, 1994 in Los Angeles, California
- Son of Darryl Strawberry and Charisse Strawberry-Fuller

2016-17 GAME-BY-GAME STATISTICS

| Opponent | Date | GS | Min | FG | FGA | Pct | 3FG | FGA | Pct | FT | FTA | Pct | O | D | Tot | Avg | PF | FO | A | TO | Blk | Stl | Pts | Avg | |
|-------------------|----------|----|-----|-----|-----|------|------|-----|-------|------|-----|-------|------|----|-----|-----|-----|----|----|----|-----|-----|-----|------|------|
| BREWTON-PARKER | 11/11/16 | * | 24 | 3 | 5 | .600 | 1 | 2 | .500 | 0 | 0 | .000 | 1 | 4 | 5 | 5.0 | 1 | 0 | 11 | 1 | 0 | 2 | 7 | 7.0 | |
| vs Florida | 11/13/16 | * | 21 | 1 | 3 | .333 | 0 | 0 | .000 | 2 | 3 | .667 | 2 | 1 | 3 | 4.0 | 1 | 0 | 2 | 4 | 0 | 0 | 4 | 5.5 | |
| GA. SOUTHERN | 11/20/16 | * | 24 | 3 | 8 | .375 | 1 | 4 | .250 | 6 | 6 | 1.000 | 0 | 2 | 2 | 3.3 | 2 | 0 | 2 | 1 | 0 | 1 | 13 | 8.0 | |
| RADFORD | 11/22/16 | * | 26 | 4 | 9 | .444 | 1 | 3 | .333 | 1 | 2 | .500 | 0 | 2 | 2 | 3.0 | 4 | 0 | 4 | 2 | 0 | 0 | 10 | 8.5 | |
| vs East Carolina | 11/25/16 | * | 30 | 2 | 7 | .286 | 1 | 2 | .500 | 3 | 3 | 1.000 | 0 | 4 | 4 | 3.2 | 2 | 0 | 1 | 1 | 0 | 2 | 8 | 8.4 | |
| vs Akron | 11/26/16 | * | 33 | 2 | 8 | .250 | 1 | 4 | .250 | 2 | 2 | 1.000 | 1 | 2 | 3 | 3.2 | 0 | 0 | 3 | 2 | 0 | 0 | 7 | 8.2 | |
| DAVIDSON | 11/29/16 | * | 24 | 2 | 5 | .400 | 0 | 2 | .000 | 0 | 0 | .000 | 1 | 3 | 4 | 3.3 | 0 | 0 | 5 | 1 | 0 | 0 | 4 | 7.6 | |
| at George Mason | 12/3/16 | * | 36 | 6 | 13 | .462 | 1 | 4 | .250 | 3 | 5 | .600 | 1 | 2 | 3 | 3.3 | 1 | 0 | 5 | 0 | 0 | 0 | 16 | 8.6 | |
| OGLETHORPE | 12/07/16 | * | 17 | 1 | 3 | .333 | 0 | 1 | .000 | 2 | 2 | 1.000 | 1 | 4 | 5 | 3.4 | 0 | 0 | 5 | 1 | 0 | 0 | 4 | 8.1 | |
| at Clemson | 12/10/16 | * | 24 | 1 | 5 | .200 | 1 | 2 | .500 | 0 | 0 | .000 | 1 | 1 | 2 | 3.3 | 1 | 0 | 3 | 5 | 0 | 0 | 3 | 7.6 | |
| at Auburn | 12/18/16 | * | 36 | 5 | 13 | .385 | 3 | 6 | .500 | 0 | 0 | .000 | 0 | 5 | 5 | 3.5 | 1 | 0 | 6 | 3 | 0 | 1 | 13 | 8.1 | |
| LA SALLE | 12/22/16 | * | 47 | 10 | 17 | .588 | 5 | 8 | .625 | 6 | 6 | 1.000 | 2 | 1 | 3 | 3.4 | 4 | 0 | 6 | 2 | 0 | 2 | 31 | 10.0 | |
| at Kennesaw State | 12/28/16 | * | 31 | 4 | 6 | .667 | 4 | 4 | 1.000 | 2 | 3 | .667 | 0 | 3 | 3 | 3.4 | 2 | 0 | 7 | 3 | 0 | 0 | 14 | 10.3 | |
| Totals | | | 13 | 373 | 44 | 102 | .431 | 19 | 42 | .452 | 27 | 32 | .844 | 10 | 34 | 44 | 3.4 | 19 | 0 | 60 | 26 | 0 | 8 | 134 | 10.3 |

| Season | gp-gs | | min/avg | Total | | 3-Point | | F-Throws | | Rebounds | | | | | | | | | | Scoring | |
|--------------|--------------|------------------|----------------|-------------|---------------|-------------|---------------|-------------|-----------|------------|------------|------------|------------|----------|------------|------------|----------|-----------|-----|------------|------------|
| | fg-fga | pct | | fg-fga | pct | fg-fga | pct | ft-fa | pct | off | def | tot | avg | pf | fo | ast | to | blk | stl | pts | avg |
| 2014-15 | 34-0 | 501/14.7 | 59-149 | .396 | 14-38 | .368 | 14-18 | .778 | 11 | 29 | 40 | 1.2 | 47 | 0 | 70 | 42 | 0 | 15 | | 146 | 4.3 |
| 2015-16 | 34-5 | 863/25.4 | 96-254 | .378 | 34-95 | .358 | 50-60 | .833 | 21 | 61 | 82 | 2.4 | 47 | 1 | 126 | 61 | 1 | 33 | | 276 | 8.1 |
| 2016-17 | 13-13 | 373/28.7 | 44-102 | .431 | 19-42 | .452 | 27-32 | .844 | 10 | 34 | 44 | 3.4 | 19 | 0 | 60 | 26 | 0 | 8 | | 134 | 10.3 |
| TOTAL | 81-18 | 1737/21.4 | 199-505 | .394 | 67-175 | .383 | 91-110 | .827 | 42 | 124 | 166 | 2.0 | 113 | 1 | 256 | 129 | 1 | 56 | | 556 | 6.9 |



Ria'n
HOLLAND

G • 6-0 • 152 • R-Jr. • JC
Fayetteville, N.C. / Indian Hills CC / Wichita State

BIO

- 2015-16 (Indian Hills CC)**
- Led team to 29-5 record, trip to NJCAA National Tourney
 - First Team Iowa CC Athletic Conference selection
 - Averaged 13.3 points per game
 - Ranked 8th in NJCAA in 3pt Pct with .504

- 2014-15 (Wichita State)**
- Averaged 1.9 points over 27 games
 - Scored season-high nine points vs. George Washington (12/25)
 - Season-best three rebounds vs. Memphis (11/18) along with five points scored

- 2013-14 (Wichita State)**
- Redshirted true freshman season
- HIGH SCHOOL**
- Averaged 16 points senior year
 - Played at Savannah Day Country HS for three years
 - Played in SCISA North vs. South Game
 - Earned 2A SCISA All-Region, All-State honors

- PERSONAL**
- Son of Robert and Rezina Holland
 - Has a brother, Rosario, and a sister, Rezna
 - Born on Nov. 12, 1994

2016-17 GAME-BY-GAME STATISTICS

| Opponent | Date | GS | Min | FG | FGA | Pct | 3FG | FGA | Pct | FT | FTA | Pct | O | D | Tot | Avg | PF | FO | A | TO | Blk | Stl | Pts | Avg | |
|-------------------|----------|----|-----|-----|-----|------|------|-----|------|------|-----|-------|------|----|-----|-----|-----|----|---|----|-----|-----|-----|------|------|
| BREWTON-PARKER | 11/11/16 | * | 27 | 7 | 14 | .500 | 5 | 11 | .455 | 5 | 5 | 1.000 | 0 | 2 | 2 | 2.0 | 1 | 0 | 1 | 2 | 0 | 1 | 24 | 24.0 | |
| vs Florida | 11/13/16 | * | 32 | 8 | 16 | .500 | 5 | 10 | .500 | 0 | 0 | .000 | 0 | 4 | 4 | 3.0 | 4 | 0 | 1 | 3 | 0 | 1 | 21 | 22.5 | |
| GA. SOUTHERN | 11/20/16 | * | 36 | 7 | 13 | .538 | 2 | 7 | .286 | 2 | 3 | .667 | 0 | 3 | 3 | 3.0 | 2 | 0 | 3 | 1 | 1 | 3 | 18 | 21.0 | |
| RADFORD | 11/22/16 | * | 38 | 5 | 11 | .455 | 2 | 5 | .400 | 3 | 4 | .750 | 3 | 5 | 8 | 4.3 | 1 | 0 | 4 | 1 | 0 | 2 | 15 | 19.5 | |
| vs East Carolina | 11/25/16 | * | 37 | 9 | 20 | .450 | 4 | 10 | .400 | 4 | 5 | .800 | 0 | 4 | 4 | 4.2 | 1 | 0 | 2 | 0 | 0 | 1 | 26 | 20.8 | |
| vs Akron | 11/26/16 | * | 33 | 5 | 10 | .500 | 3 | 6 | .500 | 4 | 6 | .667 | 1 | 2 | 3 | 4.0 | 3 | 0 | 3 | 0 | 0 | 0 | 17 | 20.2 | |
| DAVIDSON | 11/29/16 | * | 24 | 2 | 8 | .250 | 1 | 3 | .333 | 4 | 4 | 1.000 | 1 | 0 | 1 | 3.6 | 0 | 0 | 1 | 4 | 1 | 1 | 9 | 18.6 | |
| at George Mason | 12/3/16 | * | 33 | 7 | 18 | .389 | 1 | 9 | .111 | 2 | 2 | 1.000 | 1 | 1 | 2 | 3.4 | 4 | 0 | 2 | 1 | 0 | 2 | 17 | 18.4 | |
| OGLETHORPE | 12/07/16 | | DNP | | | | | | | | | | | | | | | | | | | | | | |
| at Clemson | 12/10/16 | * | 27 | 4 | 9 | .444 | 4 | 8 | .500 | 0 | 0 | .000 | 1 | 0 | 1 | 3.1 | 4 | 0 | 1 | 2 | 0 | 1 | 12 | 17.7 | |
| at Auburn | 12/18/16 | * | 38 | 9 | 20 | .450 | 3 | 8 | .375 | 3 | 5 | .600 | 3 | 3 | 6 | 3.4 | 4 | 0 | 2 | 0 | 0 | 1 | 24 | 18.3 | |
| LA SALLE | 12/22/16 | * | 52 | 9 | 22 | .409 | 5 | 11 | .455 | 4 | 4 | 1.000 | 1 | 5 | 6 | 3.6 | 2 | 0 | 3 | 1 | 0 | 1 | 27 | 19.1 | |
| at Kennesaw State | 12/28/16 | * | 34 | 2 | 11 | .182 | 2 | 5 | .400 | 2 | 2 | 1.000 | 1 | 1 | 2 | 3.5 | 1 | 0 | 4 | 4 | 0 | 1 | 8 | 18.2 | |
| Totals | | | 12 | 411 | 74 | 172 | .430 | 37 | 93 | .398 | 33 | 40 | .825 | 12 | 30 | 42 | 3.5 | 27 | 0 | 27 | 19 | 2 | 15 | 218 | 18.2 |

10
TOP PERFORMANCES

| | | |
|--------------------|-------------------------------------|--|
| POINTS | | |
| Season: | 26, vs East Carolina (11/25/16) | |
| Career: | 26, vs East Carolina (11/25/16) | |
| FG MADE | | |
| Season: | 9, 3x, La Salle (12/22/16) | |
| Career: | 9, 3x, La Salle (12/22/16) | |
| FG ATTEMPTS | | |
| Season: | 22, La Salle (12/22/16) | |
| Career: | 22, La Salle (12/22/16) | |
| 3-POINT FGM | | |
| Season: | 5, 3x, La Salle (12/22/16) | |
| Career: | 5, 3x, La Salle (12/22/16) | |
| 3-POINT FGA | | |
| Season: | 11, 2x, La Salle (12/22/16) | |
| Career: | 11, 2x, La Salle (12/22/16) | |
| FT MADE | | |
| Season: | 5, Brewton-Parker (11/11/16) | |
| Career: | 5, Brewton-Parker (11/11/16) | |
| FT ATTEMPTS | | |
| Season: | 6, vs Akron (11/26/16) | |
| Career: | 6, vs Akron (11/26/16) | |
| REBOUNDS | | |
| Season: | 8, Radford (11/22/16) | |
| Career: | 8, Radford (11/22/16) | |
| ASSISTS | | |
| Season: | 4, 2x, at Kennesaw State (12/28/16) | |
| Career: | 4, 2x, at Kennesaw State (12/28/16) | |
| STEALS | | |
| Season: | 3, Georgia Southern (11/20/16) | |
| Career: | 3, Georgia Southern (11/20/16) | |
| BLOCKS | | |
| Season: | 1, 2x, Davidson (11/29/16) | |
| Career: | 1, 2x, Davidson (11/29/16) | |
| MINUTES | | |
| Season: | 52, La Salle (12/22/16) | |
| Career: | 52, La Salle (12/22/16) | |

^ - denotes from Wichita State

CAREER STATISTICS

| Season | gp-gs | | Total | | 3-Point | | F-Throws | | Rebounds | | | | | | | | | | | Scoring | |
|----------|-------|----|--------|------|---------|------|----------|-------|----------|-----|-----|-----|----|----|-----|----|-----|-----|--|---------|------|
| | | | fg-fga | pct | fg-fga | pct | ft-fta | pct | off | def | tot | avg | pf | fo | ast | to | blk | stl | | pts | avg |
| 2014-15* | 27 | 0 | 17-53 | .321 | 12-35 | .343 | 4-4 | 1.000 | 8 | 12 | 20 | 0.7 | 27 | 0 | 10 | 7 | 1 | 6 | | 50 | 1.9 |
| 2016-17 | 12 | 12 | 74-172 | .430 | 37-93 | .398 | 33-40 | .825 | 12 | 30 | 42 | 3.5 | 27 | 0 | 27 | 19 | 2 | 15 | | 218 | 18.2 |
| TOTAL | 12 | 12 | 74-172 | .430 | 37-93 | .398 | 33-40 | .825 | 12 | 30 | 42 | 3.5 | 27 | 0 | 27 | 19 | 2 | 15 | | 218 | 18.2 |
| All* | 39 | 12 | 91-225 | .404 | 49-128 | .383 | 37-44 | .841 | 20 | 42 | 62 | 1.6 | 54 | 0 | 37 | 26 | 3 | 21 | | 268 | 6.9 |

* Statistics from prior team/school



Ryan JOHNSON

G • 6-5 • 192 • R-So. • JC
Greensboro, N.C. / Tallahassee CC

BIO

2015-16 (Tallahassee CC)

- Averaged 11.3 points per game, scoring 20+ in five games
- Scored career-high 30 pts vs St. Petersburg College
- Averaged 4.6 reboudns and 1.3 assists

2014-15 (Tallahassee CC)

- Redshirted season

HIGH SCHOOL

- Averaged 27.0 points, 6.0 rebounds, 4.0 assists
- Scored over 2,000 career points
- Rated as 16th overall prospect, No. 2 wing/guard in North Carolina by Pheom Hoops Report

PERSONAL

- Originally from Greensboro, N.C.

13

TOP PERFORMANCES

POINTS

Season: 12, at George Mason (12/3/16)
 Career: 12, at George Mason (12/3/16)

FG MADE

Season: 5, at George Mason (12/3/16)
 Career: 5, at George Mason (12/3/16)

FG ATTEMPTS

Season: 8, at George Mason (12/3/16)
 Career: 8, at George Mason (12/3/16)

3-POINT FGM

Season: 2, 4x, at George Mason (12/3/16)
 Career: 2, 4x, at George Mason (12/3/16)

3-POINT FGA

Season: 5, vs East Carolina (11/25/16)
 Career: 5, vs East Carolina (11/25/16)

FT MADE

Season: 6, Oglethorpe (12/07/16)
 Career: 6, Oglethorpe (12/07/16)

FT ATTEMPTS

Season: 7, Oglethorpe (12/07/16)
 Career: 7, Oglethorpe (12/07/16)

REBOUNDS

Season: 7, vs Florida (11/13/16)
 Career: 7, vs Florida (11/13/16)

ASSISTS

Season: 2, vs East Carolina (11/25/16)
 Career: 2, vs East Carolina (11/25/16)

STEALS

Season: 1, 2x, Oglethorpe (12/07/16)
 Career: 1, 2x, Oglethorpe (12/07/16)

MINUTES

Season: 20, vs East Carolina (11/25/16)
 Career: 20, vs East Carolina (11/25/16)

2016-17 GAME-BY-GAME STATISTICS

| Opponent | Date | GS | Min | FG | FGA | Pct | 3FG | FGA | Pct | FT | FTA | Pct | O | D | Tot | Avg | PF | FO | A | TO | Blk | Stl | Pts | Avg |
|-------------------|----------|----|-----|----|--------|------|-----|-------|------|----|-------|------|----|----|-----|-----|----|----|---|----|-----|-----|-----|-----|
| BREWTON-PARKER | 11/11/16 | 13 | 2 | 4 | .500 | 1 | 2 | .500 | 0 | 0 | .000 | 1 | 5 | 6 | 6.0 | 1 | 0 | 1 | 0 | 0 | 0 | 0 | 5 | 5.0 |
| vs Florida | 11/13/16 | 18 | 3 | 6 | .500 | 1 | 2 | .500 | 0 | 0 | .000 | 1 | 6 | 7 | 6.5 | 1 | 0 | 1 | 0 | 0 | 0 | 0 | 7 | 6.0 |
| GA. SOUTHERN | 11/20/16 | 16 | 0 | 3 | .000 | 0 | 1 | .000 | 0 | 0 | .000 | 0 | 3 | 3 | 5.3 | 4 | 0 | 0 | 1 | 0 | 0 | 0 | 4 | 4.0 |
| RADFORD | 11/22/16 | 11 | 3 | 5 | .600 | 2 | 3 | .667 | 0 | 1 | .000 | 0 | 1 | 1 | 4.3 | 1 | 0 | 0 | 0 | 0 | 0 | 0 | 8 | 5.0 |
| vs East Carolina | 11/25/16 | 20 | 4 | 7 | .571 | 2 | 5 | .400 | 0 | 0 | .000 | 2 | 4 | 6 | 4.6 | 3 | 0 | 2 | 2 | 0 | 0 | 0 | 10 | 6.0 |
| vs Akron | 11/26/16 | 11 | 0 | 5 | .000 | 0 | 2 | .000 | 2 | 2 | 1.000 | 1 | 2 | 3 | 4.3 | 0 | 0 | 0 | 0 | 0 | 0 | 0 | 2 | 5.3 |
| DAVIDSON | 11/29/16 | 17 | 3 | 5 | .600 | 2 | 4 | .500 | 2 | 2 | 1.000 | 1 | 4 | 5 | 4.4 | 2 | 0 | 0 | 1 | 0 | 0 | 0 | 10 | 6.0 |
| at George Mason | 12/3/16 | 14 | 5 | 8 | .625 | 2 | 4 | .500 | 0 | 0 | .000 | 1 | 2 | 3 | 4.3 | 0 | 0 | 0 | 0 | 0 | 0 | 1 | 12 | 6.8 |
| OGLETHORPE | 12/07/16 | 17 | 2 | 5 | .400 | 1 | 1 | 1.000 | 6 | 7 | .857 | 3 | 3 | 6 | 4.4 | 1 | 0 | 0 | 1 | 0 | 1 | 0 | 11 | 7.2 |
| at Clemson | 12/10/16 | 8 | 1 | 1 | 11.000 | 0 | 0 | .000 | 0 | 0 | .000 | 1 | 1 | 2 | 4.2 | 5 | 1 | 0 | 0 | 0 | 0 | 0 | 2 | 6.7 |
| at Auburn | 12/18/16 | 9 | 0 | 1 | .000 | 0 | 1 | .000 | 4 | 4 | 1.000 | 0 | 1 | 1 | 3.9 | 2 | 0 | 1 | 0 | 0 | 0 | 0 | 4 | 6.5 |
| LA SALLE | 12/22/16 | 13 | 1 | 2 | .500 | 0 | 1 | .000 | 0 | 0 | .000 | 1 | 5 | 6 | 4.1 | 2 | 0 | 0 | 2 | 0 | 0 | 0 | 2 | 6.1 |
| at Kennesaw State | 12/28/16 | 13 | 1 | 4 | .250 | 0 | 2 | .000 | 0 | 0 | .000 | 0 | 1 | 1 | 3.8 | 1 | 0 | 1 | 0 | 0 | 0 | 0 | 2 | 5.8 |
| Totals | | 0 | 180 | 25 | 56 | .446 | 11 | 28 | .393 | 14 | 16 | .875 | 12 | 38 | 50 | 3.8 | 23 | 1 | 6 | 7 | 0 | 2 | 75 | 5.8 |

CAREER STATISTICS

| | | | Total | | 3-Point | | F-Throws | | Rebounds | | | | | | | | | | | Scoring | |
|---------|-------|----------|--------|------|---------|------|----------|------|----------|-----|-----|-----|----|----|-----|----|-----|-----|-----|---------|--|
| Season | gp-gs | min/avg | fg-fga | pct | fg-fga | pct | ft-fta | pct | off | def | tot | avg | pf | fo | ast | to | blk | stl | pts | avg | |
| 2016-17 | 13-0 | 180/13.8 | 25-56 | .446 | 11-28 | .393 | 14-16 | .875 | 12 | 38 | 50 | 3.8 | 23 | 1 | 6 | 7 | 0 | 2 | 75 | 5.8 | |
| TOTAL | 13-0 | 180/13.8 | 25-56 | .446 | 11-28 | .393 | 14-16 | .875 | 12 | 38 | 50 | 3.8 | 23 | 1 | 6 | 7 | 0 | 2 | 75 | 5.8 | |



Ethan STAIR

G • 6-5 • 205 • So. • 1L
Hazel Green, Ala. / Hazel Green HS

BIO

- 2016-17**
- Injury will sideline him for the entire season
- 2015-16**
- Career-high 15 points at Wofford (2/11/16)
 - Career-high 9 rebounds vs. W. Michigan (11/29)
 - 10 games of 10+ points

- HIGH SCHOOL**
- Averaged 22.4 points and 12.3 boards as a senior
 - Recorded over 1,500 points and 1,000 rebounds in career
 - All-State selection as a senior
 - Team won state title in 2012
 - Hazel Green HS record holder in 50-meter freestyle in swimming
- PERSONAL**
- Son of David and Jackie Stair
 - Has one brother and one sister
 - Born on November 6, 1996

2016-17 GAME-BY-GAME STATISTICS

| Opponent | Date | GS | Min | FG | FGA | Pct | 3FG | FGA | Pct | FT | FTA | Pct | O | D | Tot | Avg | PF | FO | A | TO | Blk | Stl | Pts | Avg |
|----------|------|----|-----|----|-----|-----|-----|-----|-----|----|-----|-----|---|---|-----|-----|----|----|---|----|-----|-----|-----|-----|
| . | | | | | | | | | | | | | | | | | | | | | | | | |

Totals .


14

TOP PERFORMANCES

| | | |
|--------------------|------------------------------------|--|
| POINTS | | |
| Season: | - | |
| Career: | 15, at Wofford (2/11/16) | |
| FG MADE | | |
| Season: | - | |
| Career: | 6, at Wofford (2/11/16) | |
| FG ATTEMPTS | | |
| Season: | - | |
| Career: | 10, 3x, at VMI (2/25/16) | |
| 3-POINT FGM | | |
| Season: | - | |
| Career: | 2, 3x, vs. ETSU (2/20/16) | |
| 3-POINT FGA | | |
| Season: | - | |
| Career: | 5, vs. The Citadel (2/6/16) | |
| FT MADE | | |
| Season: | - | |
| Career: | 4, at VMI (2/25/16) | |
| FT ATTEMPTS | | |
| Season: | - | |
| Career: | 4, 6x, at VMI (2/25/16) | |
| REBOUNDS | | |
| Season: | - | |
| Career: | 9, vs. Western Michigan (11/29/15) | |
| ASSISTS | | |
| Season: | - | |
| Career: | 5, vs. The Citadel (2/6/16) | |
| BLOCKS | | |
| Season: | - | |
| Career: | 1, 4x, vs. ETSU (2/20/16) | |
| STEALS | | |
| Season: | - | |
| Career: | 3, 3x, at Wofford (2/11/16) | |
| MINUTES | | |
| Season: | - | |
| Career: | 37, at Wofford (2/11/16) | |

CAREER STATISTICS

| Season | gp-gs | min/avg | Total | | 3-Point | | F-Throws | | Rebounds | | | | | | | | | | | Scoring | |
|---------|-------|----------|--------|------|---------|------|----------|------|----------|-----|-----|-----|----|----|-----|----|-----|-----|--|---------|-----|
| | | | fg-fga | pct | fg-fga | pct | ft-fa | pct | off | def | tot | avg | pf | fo | ast | to | blk | stl | | pts | avg |
| 2015-16 | 34-11 | 822/24.2 | 86-201 | .428 | 18-64 | .281 | 33-53 | .623 | 44 | 98 | 142 | 4.2 | 76 | 3 | 37 | 44 | 6 | 22 | | 223 | 6.6 |
| TOTAL | 34-11 | 822/24.2 | 86-201 | .428 | 18-64 | .281 | 33-53 | .623 | 44 | 98 | 142 | 4.2 | 76 | 3 | 37 | 44 | 6 | 22 | | 223 | 6.6 |



Stephon JELKS

F • 6-6 • 225 • Jr. • 2L

Marietta, Ga. / North Cobb Christian School

BIO

2015-16

- Career-high 24 points and career-high 17 rebounds at The Citadel (1/9)
- 10 double-doubles on the season
- 4 games of 20+ points
- 4 games of 15+ rebounds, 13 games of 10+ rebounds
- SoCon Player of the Month for December

- Career-high 9 rebounds in SoCon Tournament vs. VMI (3/7)
- Multiple rebounds in 23 games

HIGH SCHOOL

- Averaged 14.1 points, 10.3 rebounds as a senior
- Region Co-MVP as junior
- Also played football

PERSONAL

- Son of Stephanie Hargett
- Born on July 4, 1996 in Valdosta Ga.

2014-15

- Selected to SoCon All-Freshman Team
- Season-high 14 points twice (vs. Wofford, vs. ETSU)
- 10+ points in six games & four-straight games played

2016-17 GAME-BY-GAME STATISTICS

| Opponent | Date | GS | Min | FG | FGA | Pct | 3FG | FGA | Pct | FT | FTA | Pct | O | D | Tot | Avg | PF | FO | A | TO | Blk | Stl | Pts | Avg | |
|-------------------|----------|----|-----|-----|-----|------|------|-----|-------|------|-----|-------|------|----|-----|-----|-----|----|---|----|-----|-----|-----|------|-----|
| BREWTON-PARKER | 11/11/16 | * | 22 | 5 | 9 | .556 | 0 | 2 | .000 | 0 | 0 | .000 | 4 | 3 | 7 | 7.0 | 1 | 0 | 4 | 3 | 0 | 0 | 10 | 10.0 | |
| vs Florida | 11/13/16 | * | 19 | 2 | 4 | .500 | 1 | 3 | .333 | 0 | 0 | .000 | 0 | 1 | 1 | 4.0 | 2 | 0 | 0 | 2 | 1 | 0 | 5 | 7.5 | |
| GA. SOUTHERN | 11/20/16 | * | 29 | 4 | 5 | .800 | 1 | 2 | .500 | 6 | 6 | 1.000 | 3 | 6 | 9 | 5.7 | 1 | 0 | 5 | 2 | 0 | 0 | 15 | 10.0 | |
| RADFORD | 11/22/16 | * | 29 | 0 | 3 | .000 | 0 | 2 | .000 | 4 | 4 | 1.000 | 1 | 4 | 5 | 5.5 | 1 | 0 | 0 | 2 | 1 | 1 | 4 | 8.5 | |
| vs East Carolina | 11/25/16 | * | 20 | 4 | 10 | .400 | 2 | 5 | .400 | 0 | 0 | .000 | 3 | 2 | 5 | 5.4 | 4 | 0 | 0 | 0 | 1 | 0 | 10 | 8.8 | |
| vs Akron | 11/26/16 | * | 29 | 2 | 5 | .400 | 1 | 3 | .333 | 0 | 0 | .000 | 1 | 5 | 6 | 5.5 | 1 | 0 | 1 | 2 | 0 | 1 | 5 | 8.2 | |
| DAVIDSON | 11/29/16 | * | 16 | 1 | 3 | .333 | 1 | 3 | .333 | 1 | 2 | .500 | 0 | 5 | 5 | 5.4 | 0 | 0 | 1 | 3 | 0 | 0 | 4 | 7.6 | |
| at George Mason | 12/3/16 | * | 21 | 0 | 2 | .000 | 0 | 0 | .000 | 0 | 0 | .000 | 2 | 5 | 7 | 5.6 | 3 | 0 | 3 | 0 | 0 | 0 | 0 | 6.6 | |
| OGLETHORPE | 12/07/16 | * | 20 | 1 | 4 | .250 | 0 | 0 | .000 | 3 | 4 | .750 | 4 | 1 | 5 | 5.6 | 1 | 0 | 4 | 1 | 0 | 0 | 5 | 6.4 | |
| at Clemson | 12/10/16 | * | 29 | 1 | 5 | .200 | 0 | 2 | .000 | 2 | 2 | 1.000 | 1 | 3 | 4 | 5.4 | 3 | 0 | 0 | 0 | 1 | 0 | 4 | 6.2 | |
| at Auburn | 12/18/16 | * | 30 | 3 | 8 | .375 | 0 | 4 | .000 | 3 | 4 | .750 | 3 | 6 | 9 | 5.7 | 4 | 0 | 1 | 1 | 0 | 0 | 9 | 6.5 | |
| LA SALLE | 12/22/16 | * | 42 | 2 | 4 | .500 | 1 | 3 | .333 | 3 | 4 | .750 | 2 | 8 | 10 | 6.1 | 1 | 0 | 0 | 1 | 0 | 0 | 8 | 6.6 | |
| at Kennesaw State | 12/28/16 | * | 24 | 6 | 7 | .857 | 4 | 4 | 1.000 | 3 | 4 | .750 | 1 | 4 | 5 | 6.0 | 2 | 0 | 1 | 1 | 0 | 0 | 19 | 7.5 | |
| Totals | | | 13 | 330 | 31 | 69 | .449 | 11 | 33 | .333 | 25 | 30 | .833 | 25 | 53 | 78 | 6.0 | 24 | 0 | 20 | 18 | 4 | 2 | 98 | 7.5 |

15 TOP PERFORMANCES

POINTS

Season: 19, at Kennesaw State (12/28/16)
Career: 24, at The Citadel (1/9/16)

FG MADE

Season: 6, at Kennesaw State (12/28/16)
Career: 9, 2x, at Samford (2/1/16)

FG ATTEMPTS

Season: 10, vs. East Carolina (11/25/16)
Career: 17, at The Citadel (1/9/16)

3-POINT FGM

Season: 4, at Kennesaw State (12/28/16)
Career: 4, 3x, at Kennesaw State (12/28/16)

3-POINT FGA

Season: 5, vs. East Carolina (11/25/16)
Career: 8, at Davidson (11/23/15)

FT MADE

Season: 6, Georgia Southern (11/20/16)
Career: 7, vs. George Mason (11/16/15)

FT ATTEMPTS

Season: 6, Georgia Southern (11/20/16)
Career: 9, at Kennesaw State (12/30/15)

REBOUNDS

Season: 10, La Salle (12/22/16)
Career: 17, at The Citadel (1/9/16)

ASSISTS

Season: 5, Georgia Southern (11/20/16)
Career: 5, 2x, Georgia Southern (11/20/16)

BLOCKS

Season: 1, 4x, at Clemson (12/10/16)
Career: 2, 2x, at Arkansas (12/19/15)

STEALS

Season: 1, 2x, vs. Akron (11/26/16)
Career: 3, 2x, at Arkansas (12/19/15)

MINUTES

Season: 42, La Salle (12/22/16)
Career: 42, La Salle (12/22/16)

CAREER STATISTICS

| Season | gp-gs | min/avg | Total | | 3-Point | | F-Throws | | Rebounds | | | | | | | | | | | Scoring | |
|--------------|--------------|------------------|----------------|-------------|---------------|-------------|----------------|-------------|------------|------------|------------|------------|------------|----------|------------|-----------|-----------|-----------|--|------------|------------|
| | | | fg-fga | pct | fg-fga | pct | ft-fa | pct | off | def | tot | avg | pf | fo | ast | to | blk | stl | | pts | avg |
| 2014-15 | 31-1 | 397/12.8 | 61-116 | .526 | 12-27 | .444 | 25-37 | .676 | 39 | 62 | 101 | 3.3 | 34 | 0 | 14 | 16 | 6 | 14 | | 159 | 5.1 |
| 2015-16 | 34-34 | 987/29.0 | 138-320 | .431 | 48-135 | .356 | 73-93 | .785 | 82 | 202 | 284 | 8.4 | 81 | 2 | 66 | 50 | 11 | 29 | | 397 | 11.7 |
| 2016-17 | 13-13 | 330/25.4 | 31-69 | .449 | 11-33 | .333 | 25-30 | .833 | 25 | 53 | 78 | 6.0 | 24 | 0 | 20 | 18 | 4 | 2 | | 98 | 7.5 |
| TOTAL | 78-48 | 1714/22.0 | 230-505 | .455 | 71-195 | .364 | 123-160 | .769 | 146 | 317 | 463 | 5.9 | 139 | 2 | 100 | 84 | 21 | 45 | | 654 | 8.4 |



Darius ROY

G • 6-2 • 170 • Fr. • HS
Lawton, Okla. / Lawton Eisenhower HS

BIO

- HIGH SCHOOL
- Led team to 2015 State Championship
 - Named to 2015 State All-Tournament Team
 - Named to VYPE PReseason Top 50 in the Class of 2016

20

TOP PERFORMANCES

| | |
|--------------------|--------------------------------|
| POINTS | |
| Season: | 9, Oglethorpe (12/07/16) |
| Career: | 9, Oglethorpe (12/07/16) |
| FG MADE | |
| Season: | 4, Oglethorpe (12/07/16) |
| Career: | 4, Oglethorpe (12/07/16) |
| FG ATTEMPTS | |
| Season: | 8, Davidson (11/29/16) |
| Career: | 8, Davidson (11/29/16) |
| 3-POINT FGM | |
| Season: | 1, Oglethorpe (12/07/16) |
| Career: | 1, Oglethorpe (12/07/16) |
| 3-POINT FGA | |
| Season: | 2, 2x, Oglethorpe (12/07/16) |
| Career: | 2, 2x, Oglethorpe (12/07/16) |
| FT MADE | |
| Season: | 2, vs Florida (11/13/16) |
| Career: | 2, vs Florida (11/13/16) |
| FT ATTEMPTS | |
| Season: | 4, vs Florida (11/13/16) |
| Career: | 4, vs Florida (11/13/16) |
| REBOUNDS | |
| Season: | 5, 2x, Ga. Southern (11/20/16) |
| Career: | 5, 2x, Ga. Southern (11/20/16) |
| ASSISTS | |
| Season: | 3, Oglethorpe (12/07/16) |
| Career: | 3, Oglethorpe (12/07/16) |
| BLOCKS | |
| Season: | 0 |
| Career: | 0 |
| STEALS | |
| Season: | 3, Oglethorpe (12/07/16) |
| Career: | 3, Oglethorpe (12/07/16) |
| MINUTES | |
| Season: | 20, Oglethorpe (12/07/16) |
| Career: | 20, Oglethorpe (12/07/16) |

2016-17 GAME-BY-GAME STATISTICS

| Opponent | Date | GS | Min | FG | FGA | Pct | 3FG | FGA | Pct | FT | FTA | Pct | O | D | Tot | Avg | PF | FO | A | TO | Blk | Stl | Pts | Avg |
|-------------------|----------|----|-----|----|-----|------|-----|-----|------|----|-----|------|---|----|-----|-----|----|----|---|----|-----|-----|-----|-----|
| BREWTON-PARKER | 11/11/16 | | 6 | 1 | 3 | .333 | 0 | 2 | .000 | 0 | 0 | .000 | 1 | 1 | 2 | 2.0 | 0 | 0 | 0 | 1 | 0 | 0 | 2 | 2.0 |
| vs Florida | 11/13/16 | | 12 | 0 | 3 | .000 | 0 | 0 | .000 | 2 | 4 | .500 | 2 | 3 | 5 | 3.5 | 1 | 0 | 1 | 0 | 0 | 2 | 2 | 2.0 |
| GA. SOUTHERN | 11/20/16 | | 9 | 0 | 2 | .000 | 0 | 0 | .000 | 0 | 0 | .000 | 2 | 3 | 5 | 4.0 | 0 | 0 | 1 | 0 | 0 | 1 | 0 | 1.3 |
| RADFORD | 11/22/16 | | 2 | 0 | 1 | .000 | 0 | 1 | .000 | 0 | 0 | .000 | 0 | 0 | 0 | 3.0 | 0 | 0 | 0 | 0 | 0 | 0 | 0 | 1.0 |
| vs East Carolina | 11/25/16 | | 3 | 0 | 0 | .000 | 0 | 0 | .000 | 0 | 0 | .000 | 0 | 0 | 0 | 2.4 | 0 | 0 | 0 | 0 | 0 | 0 | 0 | 0.8 |
| vs Akron | 11/26/16 | | 5 | 1 | 2 | .500 | 0 | 0 | .000 | 0 | 0 | .000 | 1 | 1 | 2 | 2.3 | 1 | 0 | 0 | 0 | 0 | 0 | 2 | 1.0 |
| DAVIDSON | 11/29/16 | | 16 | 1 | 8 | .125 | 0 | 0 | .000 | 0 | 0 | .000 | 1 | 0 | 1 | 2.1 | 1 | 0 | 0 | 0 | 0 | 0 | 2 | 1.1 |
| at George Mason | 12/3/16 | | 4 | 0 | 0 | .000 | 0 | 0 | .000 | 0 | 0 | .000 | 0 | 0 | 0 | 1.9 | 1 | 0 | 0 | 0 | 0 | 0 | 0 | 1.0 |
| OGLETHORPE | 12/07/16 | | 20 | 4 | 6 | .667 | 1 | 2 | .500 | 0 | 0 | .000 | 0 | 2 | 2 | 1.9 | 1 | 0 | 3 | 2 | 0 | 3 | 9 | 1.9 |
| | 12/10/16 | | 11 | 2 | 3 | .667 | 0 | 1 | .000 | 1 | 2 | .500 | 2 | 0 | 2 | 1.9 | 0 | 0 | 0 | 1 | 0 | 0 | 5 | 2.2 |
| at Auburn | 12/18/16 | | 0 | 0 | 0 | .000 | 0 | 0 | .000 | 0 | 0 | .000 | 0 | 0 | 0 | 1.7 | 0 | 0 | 0 | 0 | 0 | 0 | 0 | 2.0 |
| LA SALLE | 12/22/16 | | DNP | | | | | | | | | | | | | | | | | | | | | |
| at Kennesaw State | 12/28/16 | | DNP | | | | | | | | | | | | | | | | | | | | | |
| Totals | | 0 | 88 | 9 | 28 | .321 | 1 | 6 | .167 | 3 | 6 | .500 | 9 | 10 | 19 | 1.7 | 5 | 0 | 5 | 4 | 0 | 6 | 22 | 2.0 |

CAREER STATISTICS

| Season | gp-gs | min/avg | Total | | 3-Point | | F-Throws | | Rebounds | | | | | | | | | | Scoring | |
|---------|-------|---------|--------|------|---------|------|----------|------|----------|-----|-----|-----|----|----|-----|----|-----|-----|---------|-----|
| | | | fg-fga | pct | fg-fga | pct | ft-fta | pct | off | def | tot | avg | pf | fo | ast | to | blk | stl | pts | avg |
| 2016-17 | 11-0 | 88/8.0 | 9-28 | .321 | 1-6 | .167 | 3-6 | .500 | 9 | 10 | 19 | 1.7 | 5 | 0 | 5 | 4 | 0 | 6 | 22 | 2.0 |
| TOTAL | 11-0 | 88/8.0 | 9-28 | .321 | 1-6 | .167 | 3-6 | .500 | 9 | 10 | 19 | 1.7 | 5 | 0 | 5 | 4 | 0 | 6 | 22 | 2.0 |



Demetre RIVERS

G • 6-8 • 180 • Jr. • 2L
Ladson, S.C. / Stratford HS

BIO

2015-16

- Career-high 22 points at Wofford (2/11/16)
- 16 points and career-high 9 rebounds vs. The Citadel (2/6)
- 17 games of 10+ points

2014-15

- Hit a 3-pointer, had a steal and an assist in debut against Piedmont (11/14)
- First career rebound at Western Carolina (1/22)

HIGH SCHOOL

- 2x All-State, 3x All-Region performer
- Averaged 18.1 points, 7.1 rebounds per game
- Selected to play in NC vs. SC All-Star game

PERSONAL

- Full name is Demetre Earl Rivers
- Born on December 7, 1995
- Son of Kenneth and Wanda Rivers

23 TOP PERFORMANCES

POINTS

Season: 30, Oglethorpe (12/07/16)
 Career: 30, Oglethorpe (12/07/16)

FG MADE

Season: 11, Oglethorpe (12/07/16)
 Career: 11, Oglethorpe (12/07/16)

FG ATTEMPTS

Season: 16, Oglethorpe (12/07/16)
 Career: 19, at Arkansas (12/19/15)

3-POINT FGM

Season: 5, Oglethorpe (12/07/16)
 Career: 5, Oglethorpe (12/07/16)

3-POINT FGA

Season: 9, Oglethorpe (12/07/16)
 Career: 9, Oglethorpe (12/07/16)

FT MADE

Season: 6, Georgia Southern (11/20/16)
 Career: 10, Hiwassee (12/02/15)

FT ATTEMPTS

Season: 7, Georgia Southern (11/20/16)
 Career: 11, 2x, Alcorn (12/05/15)

REBOUNDS

Season: 6, at Auburn (12/18/16)
 Career: 9, The Citadel (02/06/16)

ASSISTS

Season: 3, Oglethorpe (12/07/16)
 Career: 4, 2x, at Wofford (02/11/16)

BLOCKS

Season: 1, 4x, at Kennesaw State (12/28/16)
 Career: 2, Western Carolina (02/18/16)

STEALS

Season: 1, 2x, at George Mason (12/03/16)
 Career: 2, 2x, at Western Carolina (1/24/16)

MINUTES

Season: 47, La Salle (12/22/16)
 Career: 47, La Salle (12/22/16)

2016-17 GAME-BY-GAME STATISTICS

| Opponent | Date | GS | Min | FG | FGA | Pct | 3FG | FGA | Pct | FT | FTA | Pct | O | D | Tot | Avg | PF | FO | A | TO | Blk | Stl | Pts | Avg | |
|-------------------|----------|----|-----|-----|-----|-------|------|-----|-------|------|-----|-------|------|----|-----|-----|-----|----|---|----|-----|-----|-----|------|------|
| BREWTON-PARKER | 11/11/16 | * | 31 | 8 | 15 | .533 | 2 | 5 | .400 | 0 | 0 | .000 | 2 | 2 | 4 | 4.0 | 2 | 0 | 1 | 1 | 0 | 0 | 18 | 18.0 | |
| vs Florida | 11/13/16 | * | 16 | 1 | 4 | .250 | 0 | 2 | .000 | 0 | 0 | .000 | 0 | 1 | 1 | 2.5 | 5 | 1 | 2 | 2 | 0 | 0 | 2 | 10.0 | |
| GA. SOUTHERN | 11/20/16 | * | 22 | 3 | 4 | .750 | 1 | 2 | .500 | 6 | 7 | .857 | 0 | 3 | 3 | 2.7 | 2 | 0 | 1 | 2 | 0 | 0 | 13 | 11.0 | |
| RADFORD | 11/22/16 | * | 33 | 7 | 7 | 1.000 | 1 | 1 | 1.000 | 1 | 1 | 1.000 | 0 | 2 | 2 | 2.5 | 4 | 0 | 2 | 2 | 0 | 0 | 16 | 12.3 | |
| vs East Carolina | 11/25/16 | * | 39 | 4 | 9 | .444 | 2 | 6 | .333 | 0 | 0 | .000 | 1 | 1 | 2 | 2.4 | 3 | 0 | 1 | 1 | 1 | 1 | 10 | 11.8 | |
| vs Akron | 11/26/16 | * | 34 | 3 | 5 | .600 | 2 | 4 | .500 | 4 | 6 | .667 | 2 | 0 | 2 | 2.3 | 3 | 0 | 2 | 3 | 0 | 0 | 12 | 11.8 | |
| DAVIDSON | 11/29/16 | * | 23 | 2 | 5 | .400 | 0 | 2 | .000 | 2 | 2 | 1.000 | 0 | 1 | 1 | 2.1 | 1 | 0 | 0 | 4 | 1 | 0 | 6 | 11.0 | |
| at George Mason | 12/03/16 | * | 35 | 7 | 10 | .700 | 2 | 4 | .500 | 0 | 0 | .000 | 1 | 2 | 3 | 2.3 | 2 | 0 | 2 | 1 | 1 | 1 | 16 | 11.6 | |
| OGLETHORPE | 12/07/16 | * | 26 | 11 | 16 | .688 | 5 | 9 | .556 | 3 | 3 | 1.000 | 0 | 2 | 2 | 2.2 | 0 | 0 | 3 | 0 | 0 | 0 | 30 | 13.7 | |
| at Clemson | 12/10/16 | * | 29 | 2 | 8 | .250 | 1 | 5 | .200 | 0 | 0 | .000 | 0 | 2 | 2 | 2.2 | 1 | 0 | 1 | 3 | 0 | 0 | 5 | 12.8 | |
| at Auburn | 12/18/16 | * | 31 | 4 | 8 | .500 | 2 | 4 | .500 | 0 | 0 | .000 | 4 | 2 | 6 | 2.5 | 5 | 1 | 0 | 2 | 0 | 0 | 10 | 12.5 | |
| LA SALLE | 12/22/16 | * | 47 | 7 | 14 | .500 | 0 | 1 | .000 | 1 | 3 | .333 | 1 | 4 | 5 | 2.8 | 4 | 0 | 1 | 1 | 0 | 0 | 15 | 12.8 | |
| at Kennesaw State | 12/28/16 | * | 31 | 7 | 11 | .636 | 1 | 3 | .333 | 4 | 4 | 1.000 | 2 | 1 | 3 | 2.8 | 2 | 0 | 2 | 2 | 1 | 0 | 19 | 13.2 | |
| Totals | | | 13 | 397 | 66 | 116 | .569 | 19 | 48 | .396 | 21 | 26 | .808 | 13 | 23 | 36 | 2.8 | 34 | 2 | 18 | 24 | 4 | 2 | 172 | 13.2 |

CAREER STATISTICS

| | | | Total | | 3-Point | | F-Throws | | Rebounds | | | | | | | | | | | Scoring | |
|---------|-------|-----------|---------|------|---------|------|----------|------|----------|-----|-----|-----|----|----|-----|----|-----|-----|-----|---------|--|
| Season | gp-gs | min/avg | fg-fga | pct | fg-fga | pct | ft-fa | pct | off | def | tot | avg | pf | fo | ast | to | blk | stl | pts | avg | |
| 2014-15 | 21-0 | 43/2.0 | 1-8 | .125 | 1-5 | .200 | 3-4 | .750 | 0 | 1 | 1 | 0.0 | 7 | 0 | 1 | 5 | 2 | 1 | 6 | 0.3 | |
| 2015-16 | 34-33 | 823/24.2 | 112-260 | .431 | 43-115 | .374 | 64-74 | .865 | 52 | 57 | 109 | 3.2 | 52 | 0 | 29 | 55 | 9 | 12 | 331 | 9.7 | |
| 2016-17 | 13-13 | 397/30.5 | 66-116 | .569 | 19-48 | .396 | 21-26 | .808 | 13 | 23 | 36 | 2.8 | 34 | 2 | 18 | 24 | 4 | 2 | 172 | 13.2 | |
| TOTAL | 68-46 | 1263/18.6 | 179-384 | .466 | 63-168 | .375 | 88-104 | .846 | 65 | 81 | 146 | 2.1 | 93 | 2 | 48 | 84 | 15 | 15 | 509 | 7.5 | |



Ross CUMMINGS

G • 6-3 • 165 • Fr. • HS
Dickson, Tenn. / Creek Wood HS

BIO

HIGH SCHOOL
• Led team to 31-2 record in junior season and first state quarterfinals appearance in school history
• Rated the No. 8 player in Tennessee in 2016 class by Hoop Seen

24

TOP PERFORMANCES

| | | |
|--------------------|------------------------------|--|
| POINTS | | |
| Season: | 10, Oglethorpe (12/07/16) | |
| Career: | 10, Oglethorpe (12/07/16) | |
| FG MADE | | |
| Season: | 4, Oglethorpe (12/07/16) | |
| Career: | 4, Oglethorpe (12/07/16) | |
| FG ATTEMPTS | | |
| Season: | 8, Oglethorpe (12/07/16) | |
| Career: | 8, Oglethorpe (12/07/16) | |
| 3-POINT FGM | | |
| Season: | 2, Oglethorpe (12/07/16) | |
| Career: | 2, Oglethorpe (12/07/16) | |
| 3-POINT FGA | | |
| Season: | 6, Oglethorpe (12/07/16) | |
| Career: | 6, Oglethorpe (12/07/16) | |
| FT MADE | | |
| Season: | 0 | |
| Career: | 0 | |
| FT ATTEMPTS | | |
| Season: | 0 | |
| Career: | 0 | |
| REBOUNDS | | |
| Season: | 3, vs Florida (11/13/16) | |
| Career: | 3, vs Florida (11/13/16) | |
| ASSISTS | | |
| Season: | 2, 2x, Oglethorpe (12/07/16) | |
| Career: | 2, 2x, Oglethorpe (12/07/16) | |
| BLOCKS | | |
| Season: | 0 | |
| Career: | 0 | |
| STEALS | | |
| Season: | 1, Radford (11/22/16) | |
| Career: | 1, Radford (11/22/16) | |
| MINUTES | | |
| Season: | 22, Oglethorpe (12/07/16) | |
| Career: | 22, Oglethorpe (12/07/16) | |

2016-17 GAME-BY-GAME STATISTICS

| Opponent | Date | GS | Min | FG | FGA | Pct | 3FG | FGA | Pct | FT | FTA | Pct | O | D | Tot | Avg | PF | FO | A | TO | Blk | Stl | Pts | Avg |
|-------------------|----------|-----|-----|----|--------|------|-----|--------|------|----|------|------|---|---|-----|-----|----|----|---|----|-----|-----|-----|-----|
| BREWTON-PARKER | 11/11/16 | 11 | 1 | 1 | 11.000 | | 1 | 11.000 | 0 | 0 | 0 | .000 | 0 | 0 | 0 | 0.0 | 0 | 0 | 1 | 0 | 0 | 0 | 3 | 3.0 |
| vs Florida | 11/13/16 | 12 | 1 | 3 | .333 | 0 | 0 | .000 | 0 | 0 | .000 | 2 | 1 | 3 | 1.5 | | 2 | 0 | 2 | 1 | 0 | 0 | 2 | 2.5 |
| GA. SOUTHERN | 11/20/16 | 16 | 0 | 3 | .000 | 0 | 3 | .000 | 0 | 0 | .000 | 0 | 0 | 0 | 1.0 | 0 | 0 | 0 | 1 | 0 | 0 | 0 | 0 | 1.7 |
| RADFORD | 11/22/16 | 7 | 0 | 1 | .000 | 0 | 1 | .000 | 0 | 0 | .000 | 0 | 0 | 0 | 0.8 | 0 | 0 | 0 | 0 | 0 | 1 | 0 | 1.3 | |
| vs East Carolina | 11/25/16 | DNP | | | | | | | | | | | | | | | | | | | | | | |
| vs Akron | 11/26/16 | 2 | 0 | 0 | .000 | 0 | 0 | .000 | 0 | 0 | .000 | 0 | 0 | 0 | 0.6 | 0 | 0 | 0 | 0 | 0 | 0 | 0 | 1.0 | |
| DAVIDSON | 11/29/16 | 13 | 0 | 4 | .000 | 0 | 2 | .000 | 0 | 0 | .000 | 2 | 0 | 2 | 0.8 | 1 | 0 | 0 | 0 | 0 | 0 | 0 | 0 | 0.8 |
| at George Mason | 12/3/16 | 2 | 0 | 0 | .000 | 0 | 0 | .000 | 0 | 0 | .000 | 0 | 0 | 0 | 0.7 | 0 | 0 | 0 | 0 | 0 | 0 | 0 | 0 | 0.7 |
| OGLETHORPE | 12/07/16 | 22 | 4 | 8 | .500 | 2 | 6 | .333 | 0 | 0 | .000 | 1 | 1 | 2 | 0.9 | 0 | 0 | 2 | 1 | 0 | 0 | 10 | 1.9 | |
| at Clemson | 12/10/16 | 3 | 0 | 2 | .000 | 0 | 2 | .000 | 0 | 0 | .000 | 0 | 1 | 1 | 0.9 | 1 | 0 | 0 | 2 | 0 | 0 | 0 | 1.7 | |
| at Auburn | 12/18/16 | DNP | | | | | | | | | | | | | | | | | | | | | | |
| LA SALLE | 12/22/16 | DNP | | | | | | | | | | | | | | | | | | | | | | |
| at Kennesaw State | 12/28/16 | DNP | | | | | | | | | | | | | | | | | | | | | | |
| Totals | | 0 | 88 | 6 | 22 | .273 | 3 | 15 | .200 | 0 | 0 | .000 | 5 | 3 | 8 | 0.9 | 4 | 0 | 5 | 5 | 0 | 1 | 15 | 1.7 |

CAREER STATISTICS

| | | | Total | | 3-Point | | F-Throws | | Rebounds | | | | | | | | | | | Scoring | |
|---------|-------|---------|--------|------|---------|------|----------|------|----------|-----|-----|-----|----|----|-----|----|-----|-----|-----|---------|--|
| Season | gp-gs | min/avg | fg-fga | pct | fg-fga | pct | ft-fta | pct | off | def | tot | avg | pf | fo | ast | to | blk | stl | pts | avg | |
| 2016-17 | 9-0 | 88/9.8 | 6-22 | .273 | 3-15 | .200 | 0-0 | .000 | 5 | 3 | 8 | 0.9 | 4 | 0 | 5 | 5 | 0 | 1 | 15 | 1.7 | |
| TOTAL | 9-0 | 88/9.8 | 6-22 | .273 | 3-15 | .200 | 0-0 | .000 | 5 | 3 | 8 | 0.9 | 4 | 0 | 5 | 5 | 0 | 1 | 15 | 1.7 | |



Rashad LEWIS

G • 5-8 • 156 • Jr. • JC

Valdosta, Ga. / Tallahassee CC

BIO

2015-16 (Tallahassee CC)

- Named FCSAA/NJCAA Region All-Tourney team and all-conference honors
- Scored 11.8 points per game, averaged 3.2 three-point made baskets per game ranking 11th in the country
- Shot .420 from behind the arc
- Scored 20+ points on six occasions, career high was 26

HIGH SCHOOL

- Averaged 21.2 ppg as a junior, 19.3 ppg his senior year
- Named Region Player of the Year his senior season

PERSONAL

- Originally from Brooklyn, N.Y.

25

TOP PERFORMANCES

POINTS

Season: 10, Oglethorpe (12/07/16)
Career: 10, Oglethorpe (12/07/16)

FG MADE

Season: 3, Oglethorpe (12/07/16)
Career: 3, Oglethorpe (12/07/16)

FG ATTEMPTS

Season: 9, at Clemson (12/10/16)
Career: 9, at Clemson (12/10/16)

3-POINT FGM

Season: 2, 2x, at Clemson (12/10/16)
Career: 2, 2x, at Clemson (12/10/16)

3-POINT FGA

Season: 7, at Clemson (12/10/16)
Career: 7, at Clemson (12/10/16)

FT MADE

Season: 2, Oglethorpe (12/07/16)
Career: 2, Oglethorpe (12/07/16)

FT ATTEMPTS

Season: 2, 3x, Oglethorpe (12/07/16)
Career: 2, 3x, Oglethorpe (12/07/16)

REBOUNDS

Season: 6, Oglethorpe (12/07/16)
Career: 6, Oglethorpe (12/07/16)

ASSISTS

Season: 7, Radford (11/22/16)
Career: 7, Radford (11/22/16)

BLOCKS

Season: 0
Career: N/A

STEALS

Season: 2, Oglethorpe (12/07/16)
Career: 2, Oglethorpe (12/07/16)

MINUTES

Season: 20, Oglethorpe (12/07/16)
Career: 20, Oglethorpe (12/07/16)

2014-15 (Tallahassee CC)

- Averaged 6.4 ppg, Made 80 pct. of free throws
- Second on team with 35 steals

2016-17 GAME-BY-GAME STATISTICS

| Opponent | Date | GS | Min | FG | FGA | Pct | 3FG | FGA | Pct | FT | FTA | Pct | O | D | Tot | Avg | PF | FO | A | TO | Blk | Stl | Pts | Avg |
|-------------------|----------|----|-----|----|------|------|-----|-------|------|----|-------|------|---|----|-----|-----|----|----|----|----|-----|-----|-----|-----|
| BREWTON-PARKER | 11/11/16 | 15 | 1 | 2 | .500 | 0 | 1 | .000 | 1 | 2 | .500 | 0 | 1 | 1 | 1.0 | 0 | 0 | 2 | 0 | 0 | 1 | 3 | 3.0 | |
| vs Florida | 11/13/16 | 12 | 0 | 2 | .000 | 0 | 0 | .000 | 1 | 2 | .500 | 0 | 0 | 0 | 0.5 | 2 | 0 | 0 | 2 | 0 | 1 | 1 | 2.0 | |
| GA. SOUTHERN | 11/20/16 | 8 | 0 | 2 | .000 | 0 | 2 | .000 | 0 | 0 | .000 | 0 | 1 | 1 | 0.7 | 0 | 0 | 2 | 0 | 0 | 0 | 0 | 1.3 | |
| RADFORD | 11/22/16 | 14 | 1 | 2 | .500 | 1 | 2 | .500 | 0 | 0 | .000 | 0 | 0 | 0 | 0.5 | 0 | 0 | 7 | 1 | 0 | 0 | 3 | 1.8 | |
| vs East Carolina | 11/25/16 | 10 | 1 | 2 | .500 | 0 | 1 | .000 | 0 | 0 | .000 | 0 | 2 | 2 | 0.8 | 3 | 0 | 3 | 0 | 0 | 0 | 2 | 1.8 | |
| vs Akron | 11/26/16 | 7 | 0 | 0 | .000 | 0 | 0 | .000 | 0 | 0 | .000 | 0 | 0 | 0 | 0.7 | 0 | 0 | 0 | 1 | 0 | 0 | 0 | 1.5 | |
| DAVIDSON | 11/29/16 | 16 | 1 | 6 | .167 | 0 | 2 | .000 | 0 | 0 | .000 | 0 | 1 | 1 | 0.7 | 1 | 0 | 4 | 0 | 0 | 0 | 2 | 1.6 | |
| at George Mason | 12/3/16 | 5 | 0 | 2 | .000 | 0 | 2 | .000 | 0 | 0 | .000 | 0 | 0 | 0 | 0.6 | 2 | 0 | 1 | 0 | 0 | 0 | 0 | 1.4 | |
| OGLETHORPE | 12/07/16 | 20 | 3 | 8 | .375 | 2 | 6 | .333 | 2 | 2 | 1.000 | 3 | 3 | 6 | 1.2 | 3 | 0 | 6 | 2 | 0 | 2 | 10 | 2.3 | |
| at Clemson | 12/10/16 | 14 | 2 | 9 | .222 | 2 | 7 | .286 | 0 | 0 | .000 | 0 | 5 | 5 | 1.6 | 5 | 1 | 0 | 0 | 0 | 1 | 6 | 2.7 | |
| at Auburn | 12/18/16 | 4 | 1 | 11 | .000 | 1 | 11 | .000 | 0 | 0 | .000 | 0 | 0 | 0 | 1.5 | 1 | 0 | 1 | 0 | 0 | 0 | 3 | 2.7 | |
| LA SALLE | 12/22/16 | 9 | 2 | 3 | .667 | 1 | 1 | 1.000 | 0 | 0 | .000 | 0 | 0 | 0 | 1.3 | 1 | 0 | 1 | 1 | 0 | 0 | 5 | 2.9 | |
| at Kennesaw State | 12/28/16 | 9 | 1 | 11 | .000 | 1 | 11 | .000 | 0 | 0 | .000 | 0 | 1 | 1 | 1.3 | 0 | 0 | 0 | 1 | 0 | 0 | 3 | 2.9 | |
| Totals | | 0 | 143 | 13 | 40 | .325 | 8 | 26 | .308 | 4 | 6 | .667 | 3 | 14 | 17 | 1.3 | 18 | 1 | 27 | 8 | 0 | 5 | 38 | 2.9 |

CAREER STATISTICS

| | | | Total | | 3-Point | | F-Throws | | Rebounds | | | | | | | | | | | Scoring | |
|---------|-------|----------|--------|------|---------|------|----------|------|----------|-----|-----|-----|----|----|-----|----|-----|-----|-----|---------|--|
| Season | gp-gs | min/avg | fg-fga | pct | fg-fga | pct | ft-fa | pct | off | def | tot | avg | pf | fo | ast | to | blk | stl | pts | avg | |
| 2016-17 | 13-0 | 143/11.0 | 13-40 | .325 | 8-26 | .308 | 4-6 | .667 | 3 | 14 | 17 | 1.3 | 18 | 1 | 27 | 8 | 0 | 5 | 38 | 2.9 | |
| TOTAL | 13-0 | 143/11.0 | 13-40 | .325 | 8-26 | .308 | 4-6 | .667 | 3 | 14 | 17 | 1.3 | 18 | 1 | 27 | 8 | 0 | 5 | 38 | 2.9 | |



Mac BRYDON

C • 6-10 • 280 • Fr. • HS
Charlotte, N.C. / Carmel Christian HS

BIO

2016-17
• Expected to redshirt the 2016-17 season

HIGH SCHOOL
• Led team to undefeated conference slate and tournament championship his senior year, named all-conference
• Led team in rebounds and blocks for 3 straight seasons
• Graduated with 4.0 GPA, received AASCI Award for highest cumulative math grade in 2015 and 2016

2016-17 GAME-BY-GAME STATISTICS

| Opponent | Date | GS | Min | FG | FGA | Pct | 3FG | FGA | Pct | FT | FTA | Pct | O | D | Tot | Avg | PF | FO | A | TO | Blk | Stl | Pts | Avg |
|----------|------|----|-----|----|-----|-----|-----|-----|-----|----|-----|-----|---|---|-----|-----|----|----|---|----|-----|-----|-----|-----|
| . | | | | | | | | | | | | | | | | | | | | | | | | |
| Totals | | | | . | | | | | | | | | | | | | | | | | | | | |

33

TOP PERFORMANCES

| | |
|--------------------|---|
| POINTS | |
| Season: | - |
| Career: | - |
| FG MADE | |
| Season: | - |
| Career: | - |
| FG ATTEMPTS | |
| Season: | - |
| Career: | - |
| 3-POINT FGM | |
| Season: | - |
| Career: | - |
| 3-POINT FGA | |
| Season: | - |
| Career: | - |
| FT MADE | |
| Season: | - |
| Career: | - |
| FT ATTEMPTS | |
| Season: | - |
| Career: | - |
| REBOUNDS | |
| Season: | - |
| Career: | - |
| ASSISTS | |
| Season: | - |
| Career: | - |
| BLOCKS | |
| Season: | - |
| Career: | - |
| STEALS | |
| Season: | - |
| Career: | - |
| MINUTES | |
| Season: | - |
| Career: | - |

CAREER STATISTICS



44

TOP PERFORMANCES

POINTS

Season: 8, Davidson (11/29/16)
 Career: 9, vs. Boston College (11/20/14)^

FG MADE

Season: 4, Davidson (11/29/16)
 Career: 4, 2x, Davidson (11/29/16)

FG ATTEMPTS

Season: 5, Davidson (11/29/16)
 Career: 6, 2x, vs. Utah State (02/07/15)^

3-POINT FGM

Season: N/A
 Career: N/A

3-POINT FGA

Season: N/A
 Career: N/A

FT MADE

Season: 1, 2x, vs. Florida (11/13/16)
 Career: 4, 2x, at UNLV (01/21/15)

FT ATTEMPTS

Season: 2, 2x, vs. Florida (11/13/16)
 Career: 5, 2x, vs. Fresno State (12/31/14)^

REBOUNDS

Season: 13, Davidson (11/29/16)
 Career: 13, Davidson (11/29/16)

ASSISTS

Season: 1, at George Mason (12/03/16)
 Career: 2, at Colorado State (02/10/15)^

BLOCKS

Season: 1, 4x, at Clemson (12/10/16)
 Career: 2, vs. Boston College (11/20/14)^

STEALS

Season: 1, v.s Florida (11/13/16)
 Career: 1, 2x, vs Florida (11/13/16)

MINUTES

Season: 20, Davidson (11/29/16)
 Career: 25, vs. Boston College (11/20/14)^

^ - denotes from New Mexico

CAREER STATISTICS

JJ

N'GANGA

C • 6-10 • 250 • R-Sr. • TR

Aubervilliers, France / New Mexico

BIO

2015-16 (New Mexico)

- Did not play due to injury, awarded medical redshirt

2014-15 (New Mexico)

- Averaged 6.4 ppg, Made 80 pct. of free throws
- Second on team with 35 steals

JuCo (Northern Oklahoma College-Tonkawa)

- Played two seasons (2012-13, 2013-14) at NOC-Tonkawa
- Averaged 6.0 points and 5.4 rebounds per game
- Shot .468 from the field as a sophomore
- Awarded Hays Scholarship - given to player w/best GPA

HIGH SCHOOL

- Attended Sunrise Christian Academy in Wichita, Kan.
- Led team to 25-4 record his senior year

PERSONAL

- Full name is Jean-Jacques Francis N'Ganga
- The oldest of four children

2016-17 GAME-BY-GAME STATISTICS

| Opponent | Date | GS | Min | FG | FGA | Pct | 3FG | FGA | Pct | FT | FTA | Pct | O | D | Tot | Avg | PF | FO | A | TO | Blk | Stl | Pts | Avg |
|-------------------|----------|----|-----|----|------|------|-----|------|------|----|------|------|----|----|-----|-----|----|----|---|----|-----|-----|-----|-----|
| BREWTON-PARKER | 11/11/16 | 6 | 1 | 2 | .500 | 0 | 0 | .000 | 1 | 2 | .500 | 0 | 0 | 0 | 0.0 | 0 | 0 | 0 | 1 | 1 | 0 | 3 | 3.0 | |
| vs Florida | 11/13/16 | 13 | 0 | 3 | .000 | 0 | 0 | .000 | 1 | 2 | .500 | 0 | 0 | 0 | 0.0 | 4 | 0 | 0 | 0 | 0 | 1 | 1 | 2.0 | |
| GA. SOUTHERN | 11/20/16 | 2 | 0 | 0 | .000 | 0 | 0 | .000 | 0 | 0 | .000 | 0 | 0 | 0 | 0.0 | 0 | 0 | 0 | 0 | 0 | 0 | 0 | 1.3 | |
| RADFORD | 11/22/16 | 8 | 0 | 2 | .000 | 0 | 0 | .000 | 0 | 0 | .000 | 0 | 0 | 0 | 0.0 | 1 | 0 | 0 | 0 | 0 | 0 | 0 | 1.0 | |
| vs East Carolina | 11/25/16 | 6 | 0 | 0 | .000 | 0 | 0 | .000 | 0 | 0 | .000 | 0 | 2 | 2 | 0.4 | 0 | 0 | 0 | 0 | 1 | 0 | 0 | 0.8 | |
| vs Akron | 11/26/16 | 7 | 0 | 1 | .000 | 0 | 0 | .000 | 0 | 0 | .000 | 1 | 0 | 1 | 0.5 | 0 | 0 | 0 | 1 | 0 | 0 | 0 | 0.7 | |
| DAVIDSON | 11/29/16 | 20 | 4 | 5 | .800 | 0 | 0 | .000 | 0 | 1 | .000 | 5 | 8 | 13 | 2.3 | 1 | 0 | 0 | 2 | 1 | 0 | 8 | 1.7 | |
| at George Mason | 12/3/16 | 9 | 0 | 1 | .000 | 0 | 0 | .000 | 0 | 0 | .000 | 0 | 2 | 2 | 2.3 | 0 | 0 | 1 | 1 | 0 | 0 | 0 | 1.5 | |
| OGLETHORPE | 12/07/16 | 11 | 2 | 3 | .667 | 0 | 0 | .000 | 0 | 0 | .000 | 2 | 2 | 4 | 2.4 | 0 | 0 | 0 | 1 | 0 | 0 | 4 | 1.8 | |
| at Clemson | 12/10/16 | 10 | 1 | 2 | .500 | 0 | 0 | .000 | 0 | 1 | .000 | 0 | 0 | 0 | 2.2 | 1 | 0 | 0 | 2 | 1 | 0 | 2 | 1.8 | |
| at Auburn | 12/18/16 | 18 | 1 | 2 | .500 | 0 | 0 | .000 | 0 | 0 | .000 | 1 | 1 | 2 | 2.2 | 2 | 0 | 0 | 2 | 0 | 0 | 2 | 1.8 | |
| LA SALLE | 12/22/16 | 12 | 0 | 3 | .000 | 0 | 0 | .000 | 0 | 0 | .000 | 1 | 1 | 2 | 2.2 | 4 | 0 | 0 | 0 | 0 | 0 | 0 | 1.7 | |
| at Kennesaw State | 12/28/16 | 11 | 2 | 21 | .000 | 0 | 0 | .000 | 0 | 0 | .000 | 1 | 3 | 4 | 2.3 | 3 | 0 | 0 | 1 | 0 | 0 | 4 | 1.8 | |
| Totals | | 0 | 133 | 11 | 26 | .423 | 0 | 0 | .000 | 2 | 6 | .333 | 11 | 19 | 30 | 2.3 | 16 | 0 | 1 | 11 | 4 | 1 | 24 | 1.8 |

| | | | Total | | 3-Point | | F-Throws | | Rebounds | | | | | | | | | | | Scoring | |
|----------|-------|----------|--------|------|---------|------|----------|------|----------|-----|-----|-----|----|----|-----|----|-----|-----|-----|---------|--|
| Season | gp-gs | min/avg | fg-fga | pct | fg-fga | pct | ft-fa | pct | off | def | tot | avg | pf | fo | ast | to | blk | stl | pts | avg | |
| 2014-15* | 29-0 | 344/11.9 | 36-61 | .590 | 0-0 | .000 | 22-36 | .611 | 18 | 30 | 48 | 1.7 | 54 | 1 | 6 | 31 | 5 | 1 | 94 | 3.2 | |
| 2016-17 | 13-0 | 133/10.2 | 11-26 | .423 | 0-0 | .000 | 2-6 | .333 | 11 | 19 | 30 | 2.3 | 16 | 0 | 1 | 11 | 4 | 1 | 24 | 1.8 | |
| TOTAL | 13-0 | 133/10.2 | 11-26 | .423 | 0-0 | .000 | 2-6 | .333 | 11 | 19 | 30 | 2.3 | 16 | 0 | 1 | 11 | 4 | 1 | 24 | 1.8 | |
| All* | 42-0 | 477/11.4 | 47-87 | .540 | 0-0 | .000 | 24-42 | .571 | 29 | 49 | 78 | 1.9 | 70 | 1 | 7 | 42 | 9 | 2 | 118 | 2.8 | |

* Statistics from prior team/school



Andrew FISHLER

C • 7-1 • 218 • R-Sr. • 1L
Cumming, Ga. / Gulf Coast State

BIO

2015-16

- Career-high 20 points & 10 rebounds vs. Citadel (2/6)
- Career-best 8 blocks vs. Chattanooga (2/8)
- Scored 9 points in Mercer debut vs. Allen (11/13)

2014-15

- Redshirted season

2012-14 (Gulf Coast CC)

- Averaged 5.3 points, 4.8 boards and 2.6 blocks as a sophomore
- Holds program block records for single-game (6), season (76) and career (146)

HIGH SCHOOL

- Holds Georgia block records for single-game (18), season (212) and career (308)
- Averaged 13.6 points and 8.1 rebounds per game as a senior

PERSONAL

- Son of Todd and Nancy Fishler
- Has two brothers and one sister
- Born on August 24, 1993

2016-17 GAME-BY-GAME STATISTICS

| Opponent | Date | GS | Min | FG | FGA | Pct | 3FG | FGA | Pct | FT | FTA | Pct | O | D | Tot | Avg | PF | FO | A | TO | Blk | Stl | Pts | Avg |
|-------------------|----------|-----|-----|----|------|------|-----|------|------|----|-------|------|---|----|-----|-----|----|----|---|----|-----|-----|-----|-----|
| BREWTON-PARKER | 11/11/16 | 10 | 0 | 2 | .000 | 0 | 0 | .000 | 1 | 2 | .500 | 1 | 2 | 3 | 3.0 | 1 | 0 | 0 | 0 | 0 | 0 | 0 | 1 | 1.0 |
| vs Florida | 11/13/16 | 10 | 1 | 3 | .333 | 0 | 0 | .000 | 3 | 5 | .600 | 1 | 0 | 1 | 2.0 | 2 | 0 | 0 | 0 | 0 | 1 | 0 | 5 | 3.0 |
| GA. SOUTHERN | 11/20/16 | 11 | 3 | 5 | .600 | 0 | 0 | .000 | 1 | 1 | 1.000 | 2 | 2 | 4 | 2.7 | 2 | 0 | 1 | 0 | 1 | 0 | 7 | 4.3 | |
| RADFORD | 11/22/16 | 12 | 0 | 2 | .000 | 0 | 0 | .000 | 2 | 2 | 1.000 | 1 | 3 | 4 | 3.0 | 1 | 0 | 0 | 1 | 5 | 0 | 2 | 3.8 | |
| vs East Carolina | 11/25/16 | 4 | 0 | 0 | .000 | 0 | 0 | .000 | 0 | 0 | .000 | 0 | 0 | 0 | 2.4 | 0 | 0 | 0 | 0 | 0 | 0 | 0 | 3.0 | |
| vs Akron | 11/26/16 | 7 | 1 | 2 | .500 | 0 | 0 | .000 | 0 | 0 | .000 | 1 | 0 | 1 | 2.2 | 4 | 0 | 0 | 1 | 0 | 0 | 2 | 2.8 | |
| DAVIDSON | 11/29/16 | 9 | 2 | 3 | .667 | 0 | 0 | .000 | 0 | 0 | .000 | 2 | 1 | 3 | 2.3 | 1 | 0 | 0 | 0 | 0 | 1 | 4 | 3.0 | |
| at George Mason | 12/03/16 | 3 | 1 | 2 | .500 | 0 | 0 | .000 | 0 | 0 | .000 | 0 | 0 | 0 | 2.0 | 2 | 0 | 0 | 0 | 0 | 0 | 2 | 2.9 | |
| OGLETHORPE | 12/07/16 | 13 | 3 | 4 | .750 | 0 | 0 | .000 | 0 | 3 | .000 | 1 | 3 | 4 | 2.2 | 1 | 0 | 0 | 1 | 1 | 0 | 6 | 3.2 | |
| at Clemson | 12/10/16 | 10 | 0 | 0 | .000 | 0 | 0 | .000 | 2 | 2 | 1.000 | 0 | 2 | 2 | 2.2 | 1 | 0 | 0 | 1 | 2 | 0 | 2 | 3.1 | |
| at Auburn | 12/18/16 | 2 | 0 | 0 | .000 | 0 | 0 | .000 | 0 | 0 | .000 | 0 | 0 | 0 | 2.0 | 1 | 0 | 0 | 0 | 0 | 0 | 0 | 2.8 | |
| LA SALLE | 12/22/16 | 4 | 0 | 0 | .000 | 0 | 0 | .000 | 0 | 0 | .000 | 0 | 1 | 1 | 1.9 | 0 | 0 | 0 | 0 | 0 | 0 | 0 | 2.6 | |
| at Kennesaw State | 12/28/16 | DNP | | | | | | | | | | | | | | | | | | | | | | |
| Totals | | 0 | 95 | 11 | 23 | .478 | 0 | 0 | .000 | 9 | 15 | .600 | 9 | 14 | 23 | 1.9 | 16 | 0 | 1 | 4 | 10 | 1 | 31 | 2.6 |

55

TOP PERFORMANCES

| | | |
|--------------------|------------------------------------|--|
| POINTS | | |
| Season: | 7, Georgia Southern (11/20/16) | |
| Career: | 20, The Citadel (02/06/16) | |
| FG MADE | | |
| Season: | 3, 2x, Oglethorpe (12/07/16) | |
| Career: | 7, The Citadel (02/06/16) | |
| FG ATTEMPTS | | |
| Season: | 5, Georgia Southern (11/20/16) | |
| Career: | 9, The Citadel (02/06/16) | |
| 3-POINT FGM | | |
| Season: | N/A | |
| Career: | N/A | |
| 3-POINT FGA | | |
| Season: | N/A | |
| Career: | N/A | |
| FT MADE | | |
| Season: | 3, vs. Florida (11/13/16) | |
| Career: | 6, The Citadel (02/06/16) | |
| FT ATTEMPTS | | |
| Season: | 5, vs. Florida (11/13/16) | |
| Career: | 9, The Citadel (02/06/16) | |
| REBOUNDS | | |
| Season: | 4, 3x, Oglethorpe (12/07/16) | |
| Career: | 10, The Citadel (02/06/16) | |
| ASSISTS | | |
| Season: | 1, Georgia Southern (11/20/16) | |
| Career: | 1, 3x, Georgia Southern (11/20/16) | |
| STEALS | | |
| Season: | 1, Davidson (11/29/16) | |
| Career: | 1, 3x, Davidson (11/29/16) | |
| BLOCKS | | |
| Season: | 5, Radford (11/22/16) | |
| Career: | 8, Chattanooga (02/08/16) | |
| MINUTES | | |
| Season: | 13, Oglethorpe (12/07/16) | |
| Career: | 20, vs. Chattanooga (2/8/16) | |

CAREER STATISTICS

| | | | Total | | 3-Point | | F-Throws | | Rebounds | | | | | | | | | | | Scoring | |
|---------|-------|---------|--------|------|---------|------|----------|------|----------|-----|-----|-----|----|----|-----|----|-----|-----|-----|---------|--|
| Season | gp-gs | min/avg | fg-fga | pct | fg-fga | pct | ft-fta | pct | off | def | tot | avg | pf | fo | ast | to | blk | stl | pts | avg | |
| 2015-16 | 31-6 | 239/7.7 | 33-69 | .478 | 0-0 | .000 | 21-35 | .600 | 18 | 40 | 58 | 1.9 | 33 | 0 | 2 | 16 | 23 | 2 | 87 | 2.8 | |
| 2016-17 | 12-0 | 95/7.9 | 11-23 | .478 | 0-0 | .000 | 9-15 | .600 | 9 | 14 | 23 | 1.9 | 16 | 0 | 1 | 4 | 10 | 1 | 31 | 2.6 | |
| TOTAL | 43-6 | 334/7.8 | 44-92 | .478 | 0-0 | .000 | 30-50 | .600 | 27 | 54 | 81 | 1.9 | 49 | 0 | 3 | 20 | 33 | 3 | 118 | 2.7 | |