



@MercerMBB  
#BearDownMU  
#STIR

## MEN'S BASKETBALL NOTES

### MERCER BEARS

**5-7**  
OVERALL

**0-0**  
SOCON

**Bob Hoffman**  
HEAD COACH

**169-120**  
RECORD AT MERCER  
(NINTH SEASON)



VS.



### KENNESAW STATE OWLS

**4-9**  
OVERALL

**0-0**  
A-SUN

**Al Skinner**  
HEAD COACH

**15-29**  
RECORD AT KS  
(SECOND SEASON)

## SCHEDULE

OVERALL 5-7 SoCon 0-0  
H 4-2 | A 0-3 | N 1-2

### NOVEMBER

Fri. 11	Brewton-Parker	ESPN3	W, 87-53
Sun. 13	! vs. Florida	ESPNU	L, 54-76
Sun. 20	^ Georgia Southern	ESPN3	W, 80-67
Tue. 22	^ Radford	ASN	W, 58-47
Fri. 25	^% vs. East Carolina	-	W, 70-66
Sat. 26	^% vs. Akron	-	L, 63-65
Tue. 29	Davidson	FB Live	L, 57-78

### DECEMBER

Sat. 3	at George Mason	A10 Net	L, 68-79
Wed. 7	Oglethorpe	ESPN3	W, 98-41
Sat. 10	at Clemson	ACC Net Extra	L, 47-90
Sun. 18	at Auburn	SEC Network	L, 74-76
Thur. 22	La Salle	ASN	L, 96-98 <sup>30T</sup>
Wed. 28	at Kennesaw State	ESPN3	7 p.m.
Sat. 31	* at Wofford	ESPN3	1 p.m.

### JANUARY

Mon. 2	* at Furman	ESPN3	7 p.m.
Thur. 5	* VMI	ESPN3	7:30 p.m.
Sat. 7	* ETSU	ESPN3	4:30 p.m.
Wed. 11	* at Samford	-	8 p.m.
Sat. 14	* Chattanooga	ASN	2 p.m.
Thur. 19	* UNCG	ESPN3	7 p.m.
Sat. 21	* at Western Carolina	-	2 p.m.
Sat. 28	* The Citadel	ESPN3	4:30 p.m.
Mon. 30	* Western Carolina	ESPN3	7 p.m.

### FEBRUARY

Thur. 2	* Furman	ESPN3	7 p.m.
Sat. 4	* Wofford	ESPN3	4:30 p.m.
Thur. 9	* at VMI	ESPN3	7 p.m.
Sat. 11	* at ETSU	ESPN3	4 p.m.
Sat. 18	* at The Citadel	-	1 p.m.
Wed. 22	* UNCG	ESPN3	7 p.m.
Sat. 25	* at Chattanooga	-	5 p.m.
Mon. 27	* Samford	ESPN3	7 p.m.

### MARCH

3-6	& SoCon Tournament	ESPN3	TBA
-----	--------------------	-------	-----

## OPENING TIPOFF

Mercer will close out its non-conference schedule Wednesday when the Bears play at Kennesaw State. Wednesday's contest will mark the 12th consecutive season the two teams will face each other.

## SERIES HISTORY

Former conference mates in the A-Sun from 2006-2014, Mercer leads the all-time series, 14-6. A closely contested series, 13 of the 20 meetings have been decided by 10 points with seven of those ending as one-possession games (two went to overtime). The Bears have won the last five meetings.

## SCOUTING KENNESAW STATE

Prior to Christmas break the Owls snapped a four-game slide with a 68-60 win over North Carolina A&T to claim head coach Al Skinner's 400th career win. That victory brought Kennesaw State to 4-9 on the season.

## LAST TIME OUT

Jordan Strawberry led all scorers with a career-high 31 points, Ria'n Holland added a career-high 27 points, but Mercer fell prey to another heartbreaking loss Thursday night. This time it came at the hand of La Salle in three overtimes in a 98-96 decision in front of 3,272 at Hawkins Arena.

Mercer (5-7) dropped its second consecutive one-possession loss and third of the year in its first triple-overtime game in two years.

## TODAY'S MATCHUP IN THE RANKINGS

Ranking	Mercer	Opp.
ESPN BPI (ESPN.com)	-	-
ESPN RPI (ESPN.com)	126	94
KenPom (kenpom.com)	191	106
NCAA RPI (ncaa.com)	127	100
Warren Nolan (warrennolan.com)	128	99

## GAME INFORMATION

**Date/Time:** Wednesday, Dec. 28 • 7 p.m. ET  
**Location:** Kennesaw, Ga. • KSU Convocation Center (4,600)  
**Live Stats:** MercerBears.com/livestats  
**Twitter Updates:** @MercerMBB  
**Tickets:** tickets.mercer.edu

## SERIES INFORMATION

**Series Record:** Mercer leads, 14-6  
**In Macon:** Mercer leads, 7-3  
**In Kennesaw:** Mercer leads, 7-3  
**Neutral/Unknown:** No Meetings  
**Last Meeting:** MER, 76-73, on 12/30/2015 at Kennesaw  
**Streak:** Mercer, 5

## TV INFORMATION

**Television:** ESPN3  
**Talent:** TBA

## RADIO INFORMATION

**Radio:** Mercer Sports Network  
**Flagship:** 97.3 FM The Bull Icons (Macon)  
**Play-by-Play:** Rick Cameron

## STATISTICAL COMPARISON

	MERCER	Opp.
Scoring Average	71.0	72.4
Opp. Scoring Average	69.7	78.8
Scoring Margin	+1.3	-6.5
FG Percentage	.439	.449
3FG Percentage	.354	.401
FT Percentage	.750	.716
Rebounding Average	38.2	36.5
Assists Per Game	13.7	15.2
Steals Per Game	3.7	4.6
Blocks Per Game	2.3	3.2

! - in Jacksonville, Fla.  
^ - Savannah Invitational  
% - in Savannah, Ga.  
\* - Southern Conference game  
& - Southern Conference Tournament (Asheville, N.C.)

## MEDIA RELATIONS

**Patrick T. Walsh**

Assistant AD for Media Relations

e: walsh\_pt@mercer.edu

o: 478-301-5209

c: 318-514-9203

## MERCER STARTING FIVE (Based on Previous Games)

<b>0 RINGER</b> R-Jr.   F	<b>5 STRAWBERRY</b> Jr.   G	<b>10 HOLLAND</b> R-Jr.   G	<b>15 JELKS</b> Jr.   F	<b>23 RIVERS</b> Jr.   G
MIN 23.7	MIN 28.5	MIN 34.3	MIN 25.5	MIN 30.5
PPG 6.4	PPG 10.0	PPG 19.1	PPG 6.6	PPG 12.8
FG% 50.8%	FG% 41.7%	FG% 44.7%	FG% 40.3%	FG% 56.2%
3FG% N/A	3FG% 39.5%	3FG% 39.8%	3FG% 24.1%	3FG% 40.0%
AST 5	AST 53	AST 23	AST 19	AST 16

## NUMERICAL ROSTER

No.	Name	Pronunciation	Pos.	Ht.	Wt.	Yr.	Exp.	Hometown / Previous School
0	Desmond Ringer		F	6-9	255	R-Jr.	1L	McDonough, Ga. / South Carolina
1	Cory Kilby		F	6-7	195	So.	1L	Ada, Okla. / Ada HS
2	Jaylen Stowe		G	6-2	205	So.	1L	Harrisburg, N.C. / Hickory Ridge HS
3	Stephen Gavin		G	6-3	190	So.	SQ	Savannah, Ga. / Hilton Head Preparatory School
5	Jordan Strawberry		G	6-1	175	Jr.	2L	Anaheim, Calif. / South Kent School
10	Ria'n Holland	REE-on	G	6-0	152	R-Jr.	JC	Fayetteville, N.C. / Indian Hills CC
13	Ryan Johnson		G	6-5	192	R-So.	JC	Greensboro, N.C. / Tallahassee CC
14	Ethan Stair		G	6-5	205	So.	1L	Hazel Green, Ala. / Hazel Green HS
15	Stephon Jelks	STEF-on	F	6-6	225	Jr.	2L	Marietta, Ga. / North Cobb Christian School
20	Darius Roy		G	6-2	170	Fr.	HS	Lawton, Okla. / Lawton Eisenhower HS
23	Demetre Rivers	de-MEE-TREE	G	6-8	180	Jr.	2L	Ladson, S.C. / Stratford HS
24	Ross Cummings		G	6-3	165	Fr.	HS	Dickson, Tenn. / Creek Wood HS
25	Rashad Lewis		G	5-8	156	Jr.	JC	Valdosta, Ga. / Tallahassee CC
33	Mac Brydon		C	6-10	280	Fr.	HS	Charlotte, N.C. / Carmel Christian
44	JJ N'Ganga	NN-GAHNG-AH	C	6-10	250	R-Sr.	TR	Aubervilliers, France / New Mexico
55	Andrew Fishler		C	7-1	218	R-Sr.	1L	Cumming, Ga. / Gulf Coast State

## RADIO / TV ROSTER




**Desmond RINGER**  
F / 6-9 / 255  
R-Jr. / 1L  
McDonough, Ga.



**Cory KILBY**  
F / 6-7 / 195  
So. / 1L  
Ada, Okla.




**Jaylen STOWE**  
G / 6-4 / 200  
So. / 1L  
Harrisburg, N.C.




**Stephen GAVIN**  
G / 6-3 / 190  
So. / SQ  
Savannah, Ga.




**Jordan STRAWBERRY**  
G / 6-1 / 175  
Jr. / 2L  
Anaheim, Calif.



**Ria'n HOLLAND**  
G / 6-0 / 152  
R-Jr. / JC  
Fayetteville, N.C.



**Ryan JOHNSON**  
G / 6-5 / 192  
R-So. / JC  
Greensboro, N.C.



**Ethan STAIR**  
G / 6-5 / 205  
So. / 1L  
Hazel Green, Ala.



**Stephon JELKS**  
F / 6-6 / 225  
Jr. / 2L  
Marietta, Ga.




**Darius ROY**  
G / 6-2 / 170  
Fr. / HS  
Lawton, Okla.




**Demetre RIVERS**  
G / 6-8 / 180  
Jr. / 2L  
Ladson, S.C.



**Ross CUMMINGS**  
G / 6-3 / 165  
Fr. / HS  
Dickson, Tenn.




**Rashad LEWIS**  
G / 5-8 / 156  
Jr. / JC  
Valdosta, Ga.



**Mac BRYDON**  
C / 6-10 / 280  
Fr. / HS  
Charlotte, N.C.



**JJ N'GANGA**  
C / 6-10 / 250  
R-Sr. / TR  
Aubervilliers, France



**Andrew FISHLER**  
C / 7-1 / 218  
R-Sr. / 1L  
Cumming, Ga.



**Bob HOFFMAN**  
Head Coach  
Ninth Season  
Oklahoma Baptist, 1979



**Doug ESLEECK**  
Associate Head Coach  
Seventh Season  
North Carolina, 2005



**Jason EAKER**  
Assistant Coach  
Fourth Season  
UT Pan American, 2004



**Jarred MERRILL**  
Assistant Coach  
Second Season  
Oklahoma Christian, 2005



**Jonathan HOWARD**  
Director of Basketball Operations  
Fifth Season  
Oklahoma, 2006

## PRONUNCIATION GUIDE

Ria'n Holland  
Stephon Jelks  
Demetre Rivers  
JJ N'Ganga

REE-on  
STEF-on  
de-MEE-TREE  
NN-GANG-AH

Doug Esleeck  
Jason Eaker

ess-lick  
A-ker

## SPONSORSHIP WITH ROLAIDS COMING?

Because Mercer fans might need one. Mercer has already played in four one-possession games this season (with a 1-3 record) and suffered back-to-back heartbreaking losses. The first came at Auburn as the Tigers hit an off-balance fadeaway buzzer-beater for the win. Then, four days later, La Salle edged Mercer in triple overtime. That follows a two-point loss to Akron from the Savannah Invitational.

## TOP STRAWBERRY DISH

With five assists in 17 minutes played on Dec. 7, 2016 against Oglethorpe, Jordan Strawberry moved into Mercer's top 10 charts with career assists. Entering the top 10 at 234 assists and with only 32 assists separating 10th from sixth, Strawberry is expected to move his way up the charts quickly this season.

### Assists - Career

1. Langston Hall	633	2010-14	6. Everett Callaway	266	1985-87
2. Elston Harris	541	1982-86	7. Pete Geter	262	1983-87
3. James Florence	436	2006-10	8. Keith Czapla	257	1983-85
4. Korey McCray	344	1997-01	9. <b>Jordan Strawberry</b>	<b>249</b>	<b>2014-Pres.</b>
5. Phillip Leonard	337	2013-16	10. Clarence Baker	239	2001-03

## THE LAST TIME...

**KENNESAW, Ga. (AP)** - Stephon Jelks had a career-high 21 points with 12 rebounds, and Jestin Lewis scored 13, including a layup with seven seconds left, to help Mercer hold off Kennesaw State for a 76-73 win Wednesday.

Demetre Rivers added 11 points and Phillip Leonard had seven assists for Mercer (10-3).

The Bears led by 14 twice in the second half and a 3-pointer by Jelks put them up 64-51 with 8:59 to play.

Mercer, however, went six-plus minutes without a field goal and Kendrick Ray scored 13 points in the final 6:03 as Kennesaw State (3-12) trimmed its deficit to 74-73 with 36 seconds left.

Lewis' layup 29 seconds later put the Bears up by three and Yonel Brown missed a potential tying 3 for the Owls.

Ray led Kennesaw State with a career-high 30 points.

Mercer outrebounded the Owls 40-25, including 17-6 on the offensive glass.

### PLAYER OF THE GAME

Stephon Jelks was spectacular on Wednesday while playing in front of family and friends. The sophomore notched his sixth double-double of the season with 21 points and 12 rebounds. The 21 points mark a career-high for Jelks. The forward finished the day shooting an efficient 7-for-12 from the floor.

### MERCER STAT OF THE NIGHT

Mercer was once again great on the glass, particularly on the offensive end on Wednesday. The Bears outrebounded Kennesaw State 40-25 in the game. 17 of the rebounds were of the offensive variety, marking the third time this season the Orange and Black have hauled in at least 17 offensive boards. Jelks led the Bears with 12 rebounds and freshman guard Ethan Stair chipped in seven.

### COACH HOFFMAN'S TAKE

"We had a great crowd come to support us today, the students in particular. The Mercer Maniacs really helped get us the win in the second half. Kennesaw State had a chance to tie it with under a minute left and the students behind their basket were really loud. The player missed one of the two free throws and we were able to come away with the win. It was awesome to see especially for a road game."

### Mercer 76, Kennesaw State 73

12/30/15 2 p.m. at Kennesaw, Ga. (KSU Convocation Center)

#### VISITORS: Mercer 10-3

##	Player		tot-fg		3-pt		ft	fta	reb	pf	tp	a	to	blk	s	min
			fg	fga	fg	fga										
00	Desmond Ringer	f	4	5	0	0	1	2	4	4	9	0	1	0	0	18
15	Stephon Jelks	f	7	12	3	4	4	9	12	3	21	0	7	0	0	30
01	Phillip Leonard	g	3	8	0	0	2	2	1	2	8	7	0	0	0	21
05	Jestin Lewis	g	5	11	2	6	1	2	1	3	13	2	0	0	1	24
23	Demetre Rivers	g	3	7	1	2	4	5	4	2	11	0	1	0	0	37
11	Jordan Strawberry		0	3	0	1	2	2	1	0	2	4	2	0	2	19
20	Cory Kilby		1	2	0	1	0	0	1	0	2	0	1	1	0	9
22	Ethan Stair		2	6	1	2	2	2	7	1	7	0	1	0	0	19
25	Lawrence Brown		1	2	0	0	1	1	2	2	3	0	1	1	0	18
52	Niklas Ney		0	0	0	0	0	0	1	1	0	0	1	0	0	5
TEAM																
Totals.....			26	56	7	16	17	25	40	18	76	13	15	2	3	200

TOTAL FG%	1st Half: 17-31 54.8%	2nd Half: 9-25 36.0%	Game: 46.4%	DEADBL
3-Pt. FG%	1st Half: 2-6 33.3%	2nd Half: 5-10 50.0%	Game: 43.8%	REB
F.Throw %	1st Half: 5-6 83.3%	2nd Half: 12-19 63.2%	Game: 68.0%	3

#### HOME TEAM: Kennesaw State 3-12

##	Player		tot-fg		3-pt		ft	fta	reb	pf	tp	a	to	blk	s	min
			fg	fga	fg	fga										
02	JONES, Jordan	f	4	6	0	0	2	2	2	4	10	0	0	1	1	32
05	MORENA, Bernard	f	0	3	0	0	8	10	2	4	8	4	1	1	0	30
00	RAY, Kendrick	g	11	20	3	7	5	6	7	4	30	2	2	0	3	40
04	BROWN, Yonel	g	4	13	3	8	6	7	4	2	17	4	3	0	2	40
21	MASTERSOON, Nick	g	0	1	0	0	0	0	2	1	0	0	2	1	0	27
11	CLARKE, Kyle		1	2	0	0	0	0	2	4	2	0	3	0	0	18
14	WILLIAMS, Aubrey		1	3	0	0	4	4	3	2	6	1	0	1	1	13
TEAM																
Totals.....			21	48	6	15	25	29	25	21	73	11	11	4	7	200

TOTAL FG%	1st Half: 8-21 38.1%	2nd Half: 13-27 48.1%	Game: 43.8%	DEADBL
3-Pt. FG%	1st Half: 3-6 50.0%	2nd Half: 3-9 33.3%	Game: 40.0%	REB
F.Throw %	1st Half: 12-12 100%	2nd Half: 13-17 76.5%	Game: 86.2%	2

Officials: Mike Nance, Ron Groover, Tony Henderson  
Technical fouls: Mercer-None. Kennesaw State-None.  
Attendance: 1903

Score by Periods	1st	2nd	Total
Mercer	41	35	76
Kennesaw State	31	42	73

Points in the paint-MER 32,KSU 18. Points off turnovers-MER 7,KSU 12.  
2nd chance points-MER 13,KSU 9. Fast break points-MER 6,KSU 10.  
Bench points-MER 14,KSU 8. Score tied-3 times. Lead changed-2 times.  
Last FG-MER 2nd-00:07, KSU 2nd-01:22.  
Largest lead-MER by 14 1st-07:21, KSU by 2 1st-16:14.  
MER led for 36:11. KSU led for 00:26. Game was tied for 03:15.



## ALL-TIME SERIES

Overall	Mercer leads, 14-6
Home	Mercer leads, 7-3
Away	Mercer leads, 7-3
Neutral/Unknown Sites	No Meetings
Streak	Mercer, 5
Bob Hoffman vs. Opponent	11-3

### Last 10 Meetings

Date	Location	W/L	Score
12/30/2015	Kennesaw	W	76-73
11/19/2014	Macon	W	74-66
2/7/2014	Kennesaw	W	75-68
1/10/2014	Macon	W	83-46
2/1/2013	Macon	W	66-42
1/5/2013	Kennesaw	L	83-75
2/10/2012	Kennesaw	W	61-57
1/13/2012	Macon	W	81-51
2/15/2011	Macon	W	57-55
1/25/2011	Kennesaw	W	78-70



## ALL-TIME RESULTS

Florida Gulf Coast	12-5
Jacksonville	24-30
Kennesaw State	14-6
Lipscomb	14-12
NJIT	0-0
North Florida	13-5
Stetson	56-69
USC Upstate	12-1
<b>TOTAL</b>	<b>145-128</b>



A LOOK AT TODAY’S MATCHUP

TAKING CARE

	Mercer	KSU
3-pt Field Goal Attempts	123	320
Assist Turnover Ratio	109	200
Assists Per Game	189	105
Blocked Shots Per Game	303	193
Defensive Rebounds per Game	224	270
Fewest Fouls	87	284
Fewest Turnovers	62	314
Field-Goal Percentage	188	156
Field-Goal Percentage Defense	82	324
Free Throw Attempts	322	234
Free Throws Made	284	208
Free-Throw Percentage	37	114
Offensive Rebounds Per Game	40	83
Personal Fouls Per Game	75	249
Rebound Margin	68	124
Scoring Defense	137	302
Scoring Margin	198	291
Scoring Offense	245	215
Steals Per Game	344	322
Three Pt FG Defense	193	332
Three-Point Field Goals Per Game	117	292
Three-Point Field-Goal Percentage	161	20
Total 3-point FGM	124	254
Total Assists	200	77
Total Blocks	300	172
Total Rebounds	147	114
Total Rebounds Per Game	103	195
Total Steals	344	298
Turnover Margin (341 ranked)	279	315
Turnovers Forced	343	289
Turnovers Per Game	60	304
Won-Lost Percentage	239	283

Early this season Mercer is one of the better teams in the nation in taking care of the ball. Entering this week’s games, the Bears are ranked 60th nationally and first in the Southern Conference in turnovers per game. Mercer is only giving away the ball at a rate of 11.9 per game, one of the best marks in the nation.

TOP 25 SCHEDULE - DOES IT GET ANY EASIER?

Bob Hoffman claimed before the season started that this might be Mercer’s toughest schedule yet in his nine years in Macon. He might be right. Mercer’s strength of schedule currently ranks 18th in the nation. Bears opponents have accumulated a record of 67-36 so far this season, a .650 winning clip.

RIA’N CHANNELS HIS INNER PETULA CLARK

Early in his first season in a Mercer uniform, Ria’n Holland has already established himself as a dangerous threat from downtown. He enters this game as one of the better shooters in the nation from beyond the arc.

Ria’n Holland from Downtown

Category	National Rank	SoCon Rank	Stat
3pt FG per game	27	2	3.18
3pt FG overall	65	4	35
3pt FG attempted	76	5	88
3pt FG percentage	92	5	39.8
Points Per Game	70	1	19.1

STRAWBERRY DISH

Prior to the 2016-17 season, Mercer guard Jordan Strawberry expressed his desire to lead the nation in assists. The junior guard is already one of the top givers in the Southern Conference entering this week’s games.

Category	National Rank	SoCon Rank	Stat
Total Assists	122	8	53
Assists per game	120	6	4.4
Assist to Turnover Ratio	112	6	2.24

MID-MAJOR RANKINGS

COLLEGE INSIDER

RK	TEAM	REC	PTS	PRV	CONFERENCE
1.	Gonzaga (31)	11-0	775	1	West Coast
2.	UT Arlington	9-3	693	3	Sun Belt
3.	Valparaiso	9-2	688	4	Horizon
4.	Wichita State	9-3	680	2	Missouri Valley
5.	UNCW	10-1	652	5	Colonial
6.	Saint Mary’s	8-1	635	6	West Coast
7.	Fort Wayne	9-3	629	7	Summit
8.	Monmouth	9-2	568	9	Metro Atlantic
9.	ETSU	9-2	534	11	Southern
10.	Oakland	9-1	450	10	Horizon
11.	Chattanooga	8-3	445	8	Southern
12.	New Mexico State	10-2	355	15	Western Athletic
13.	Ohio	7-2	354	13	Mid-American
14.	BYU	7-4	317	12	West Coast
15.	Illinois State	6-3	298	18	Missouri Valley
16.	Loyola (Chicago)	10-2	280	17	Missouri Valley
17.	Akron	8-3	263	24	Mid-American
18.	Tennessee State	8-2	235	20	Ohio Valley
19.	Arkansas State	9-2	210	21	Sun Belt
20.	UL Lafayette	9-3	149	19	Sun Belt

21.	Charleston	8-3	140	25	Colonial
22.	Little Rock	9-2	121	22	Sun Belt
23.	Iona	7-3	102	23	Metro Atlantic
24.	Northern Kentucky	8-3	89	NR	Horizon
25.	Sam Houston State	8-3	82	NR	Southland

Others receiving votes: Belmont 80, Northern Iowa 67, Florida Gulf Coast 64, Vermont 52, Eastern Michigan 28, Yale 20, Princeton 17, North Dakota State 16, Northeastern 13, Samford 12, Central Michigan 11, Evansville 11, Grand Canyon 11, Lehigh 11, Winthrop 11, Eastern Illinois 10, Texas A&M Corpus Christi 10, CSU Bakersfield 9, San Francisco 9, Stephen F. Austin 9, Elon 8, South Alabama 8, UNC Asheville 6, Utah Valley 5, Eastern Washington 4, Albany 1, UC Irvine 1, UT Martin 1.

## RIA'N MAKES IT RAI'N

What a Mercer debut for Ria'n Holland. The redshirt junior that previously played at Wichita State by way of Indian Hills CC made his inaugural game in a Bears uniform a memorial one as he scored a game-high 24 points and was 5-for-11 from behind the arc.

## LOCK DOWN D...

Mercer's defense has already made quite a statement early this season. The Bears enter this week's game ranked 52nd in the nation (and first in the Southern Conference) in field goal percentage defense, holding opponents to only a 39.0 success rate in shooting the ball. That includes holding Florida - a perennial power house that averaged 42.6 percent shooting last year - to only 36.1 percent from the field on Nov. 13 against Mercer.

## ...STARTED AT THE BEGINNING...

Mercer's defense made an impressive showing in the second half of the season opener against Brewton-Parker on Friday, Nov. 11. The Bears made 22 consecutive defensive stops and held BPC scoreless over the final 12:25 in the game. Not a surprising performance, considering its numbers last year...

## ...RESPONSIBLE FOR DRY SPELLS...

If at first you don't succeed, try again. Surely that is Mercer opponents' mantra this season as the Bears defense is leaving other teams plenty of rebound opportunities. A stingy defense forced East Carolina on Nov. 25 to not make a field goal in two long stretches that combined for 12 minutes and then even held Davidson on Nov. 29 to a 5 1/2 minute stretch without a field goal.

### OPPONENT DRY SPELLS

FG Made Drought	Opponent	
12:25	Brewton-Parker	Nov. 11
12'+	East Carolina	Nov. 25
10:08	Oglethorpe	Dec. 7
5:30+	Davidson	Nov. 29
4'+	East Carolina	Nov. 25

## ...INCLUDED A DEJA VU...

Had we seen that before? Mercer's defense went into lock down mode over the final seven minutes of the Bears' Nov. 20 game against Georgia Southern at Hawkins Arena, allowing only four points out of the opponents as Mercer ended the game on a 25-4 run. If that seems like a deja vu, maybe that's because it was...

## ...CONTINUED FROM LAST YEAR

The Bears held opponents to a combined shooting percentage of .402 from the field last season, the best mark in the SoCon. The Bears held 14 opponents to shooting under .400 percent from the floor. Mercer's defense has held four teams to 50 points or less last season (Alabama State, Alcorn State, Hiwassee and Samford).

### A PEACH OF A PROGRAM

Over the last five years Mercer has registered more wins overall and more wins per year than any other Division I program in Georgia.

#### ENTERING THIS SEASON...

School	Total Wins	Avg. Wins/Year
Mercer	116	23.2
Georgia State	103	20.6
Georgia	91	18.2
Georgia Southern	80	16.0
Savannah State	78	15.6
Georgia Tech	76	15.2
Kennesaw State	33	6.6

### QUICK FACTS

#### MERCER UNIVERSITY

Location	Macon, Ga.
Enrollment	8,557
Founded	1833
Nickname	Bears
Colors	Orange and Black
Affiliation	NCAA Division I
Conference	Southern
Arena (Capacity)	Hawkins Arena (3,500)
President	Dr. William D. Underwood
Athletics Director	Jim Cole
Athletics Phone	(478) 301-4130

#### COACHING STAFF

Head Coach	Bob Hoffman
Record at Mercer/Years	164-113/8
MBB Career Record/Years	476-267/22
Career Record/Seasons	564-282/25
Associate Head Coach	Doug Esleeck
Assistant Coach	Jason Eaker
Assistant Coach	Jarred Merrill
Basketball Phone	(478) 301-5211

#### BASKETBALL HISTORY

First year of basketball	1906-07
Number of seasons	105
All-Time Record	1,212-1,145
Conference Regular Season Titles (Last)	7 (2014)
Conference Tournament Titles (Last)	3 (2014)
NCAA Tournament Appearances (Last)	3 (2014)
NCAA Record	1-3
NIT Appearances (Last)	1 (2013)
NIT Record	1-1
CollegiateInsider.com Tournament Appearances	2 (2016)
CIT Record	5-1
College Basketball Invitational Appearances	1 (2015)
CBI Record	1-1

#### MEDIA RELATIONS

Assistant AD/Media Relations (MBB Contact)	Patrick Walsh
Office Phone	(478) 301-5209
Cell	(318) 514-9203
E-mail	walsh_pt@mercer.edu
Assistant Director of Media Relations	Jenny Moss
Graduate Assistant	Gerrit Vangenderen

## SOUTHERN CONFERENCE

### 2016-17 STANDINGS

as of Dec. 25, 2016

Team	SoCon	Pct.	Overall	Pct.
ETSU	0-0	.000	9-3	.750
Chattanooga	0-0	.000	9-3	.750
UNCG	0-0	.000	9-4	.692
Samford	0-0	.000	8-4	.667
The Citadel	0-0	.000	7-6	.539
Furman	0-0	.000	7-6	.539
<b>Mercer</b>	<b>0-0</b>	<b>.000</b>	<b>5-7</b>	<b>.417</b>
Wofford	0-0	.000	5-8	.385
Western Carolina	0-0	.000	4-8	.333
VMI	0-0	.000	3-8	.273

### UPCOMING SCHEDULE

#### Wednesday, December 28

Mars Hill at Western Carolina	2 p.m.
*UNCG at The Citadel	7 p.m.
Mercer at Kennesaw State	7 p.m.
Fort Valley State at Samford	8 p.m.

#### Thursday, December 29

Savannah State at ETSU	7 p.m.
------------------------	--------

#### Saturday, December 31

*Mercer at Wofford	1 p.m.
*VMI at ETSU	2 p.m.
*Chattanooga at Western Carolina	2 p.m.
*The Citadel at Furman	4 p.m.

#### Monday, January 2

*Chattanooga at UNCG	7 p.m.
*Mercer at Furman	7 p.m.
*The Citadel at Wofford	7 p.m.
*Samford at Western Carolina	7 p.m.

### PRESEASON POLL (COACHES)

Rank	Team (1st-Place Votes)	Total
1.	Chattanooga (8)	80
2.	ETSU (2)	74
3.	Wofford	57
<b>4.</b>	<b>Mercer</b>	<b>55</b>
5.	Furman	50
	UNCG	50
7.	Samford	32
8.	Western Carolina	20
9.	VMI	19
10.	The Citadel	13

### PRESEASON POLL (MEDIA)

Rank	Team (1st-Place Votes)	Total
1.	Chattanooga (26)	296
2.	ETSU (4)	268
3.	Furman	213
	Wofford	213
<b>5.</b>	<b>Mercer</b>	<b>194</b>
6.	UNCG	142
7.	Samford	113
8.	Western Carolina	112
9.	The Citadel	53
10.	VMI	48

## JELKS RETURNS, WITH HONORS

An offseason after claiming All-Southern Conference honors, forward Stephon Jelks returns to Mercer for his junior season with fanfare. The Marietta, Georgia native was named to the 2016-17 Preseason All-SoCon Team by a vote of the league's coaches.

### 2016-17 PRESEASON ALL-SOCON TEAM

T.J. Cromer, ETSU	Casey Jones, Chattanooga
Hanner Mosquera-Perea, ETSU	Tre' McLean, Chattanooga
Devin Sibley, Furman	Justin Tuoyo, Chattanooga
<b>Stephon Jelks, Mercer</b>	QJ Peterson, VMI
R.J. White, UNCG	Fletcher Magee, Wofford

## BOUNCING BACK

Mercer is 47-19 after a loss over the last five (now six) seasons. That mark added two wins so far this year as the season opener followed last season's loss to Coastal Carolina while Mercer rebounded to the loss against Florida by beating Georgia Southern.

## HOME, SWEET, HOME

Mercer is 78-11 at Hawkins Arena since the start of the 2011-12 season. The Bears have lost just twice against a non-conference opponent in the regular season at Hawkins Arena since the beginning of the 2012 season, falling to Dartmouth, 67-51 on December 16, 2014 and then to Davidson, 78-57, on November 29, 2016.

## NOT IN OUR HOUSE

Mercer excelled when playing in Hawkins Arena during the 2015-16 season. The Bears finished the regular season 11-3 at home with a scoring margin of +12.1 points in those games. The Orange and Black allowed opponents just 62.2 points per game and a field goal percentage of .376. That kind of success will look to be emulated as the 2016-17 season begins to get underway.

## BEST FANS IN THE LAND

There is little doubt that Mercer fans are some of the best in the region. Entering games early in December, Mercer has a league-lead in average attendance over its home games in Hawkins Arena.

That's not surprising as new attendance records at Hawkins Arena were set twice last season. Mercer was third in the SoCon in attendance last season, averaging 3,070 fans per game. The Bears recorded sellouts in 10-of-14 games last year, including eight of nine Southern Conference contests.

ATTENDANCE	Home	Avg.	Away	Avg.	Neutral	Avg.	Total	Avg.
ETSU	5-17511	3502	4-25340	6335	3-2605	868	12-45456	3788
<b>Mercer</b>	<b>6-18758</b>	<b>3126</b>	<b>3-19065</b>	<b>6355</b>	<b>3-8370</b>	<b>2790</b>	<b>12-46193</b>	<b>3849</b>
Chattanooga	5-15046	3009	5-39631	7926	2-1041	520	12-55718	4643
UNCG	8-19839	2480	3-11115	3705	2-0	0	13-30954	2381
Western Carolina	4-5435	1359	8-47499	5937	0-0	0	12-52934	4411
Furman	5-5510	1102	8-26471	3309	0-0	0	13-31981	2460
The Citadel	7-7392	1056	6-30361	5060	0-0	0	13-37753	2904
Samford	5-5146	1029	7-26283	3755	0-0	0	12-31429	2619
Wofford	4-3697	924	5-25577	5115	4-4885	1221	13-34159	2628
VMI	5-4577	915	6-38309	6385	0-0	0	11-42886	3899
<b>Totals</b>	<b>54-102911</b>	<b>1906</b>	<b>55-289651</b>	<b>5266</b>	<b>14-16901</b>	<b>1207</b>	<b>123-409463</b>	<b>3329</b>

## GIANT SLAYERS

Mercer's win over Arkansas on Dec. 22, 2015 was head coach Bob Hoffman's 10th win against high-major competition in eight seasons with the Bears. Six of the victories have come against teams from the SEC. He's also led the team to wins over Alabama (twice), Auburn, Duke (2014 NCAA Tournament) Florida State, Georgia Tech, Tennessee and Seton Hall and Ole Miss.

Hoffman and the Bears' final chance at slaying a giant fell just short on Dec. 18 when Auburn hit a game-winning buzzer beater to upend Mercer, 76-74. Mercer now awaits a potential match-up in the postseason to add another name to the list of Power 5 programs defeated

## MOVING ON UP

With the win over Alabama State last season, Mercer head coach Bob Hoffman passed Robert Wilder (147) for second place on the Mercer all-time wins list with 148. Hoffman currently has 169 wins at Mercer while Bill Bibb currently ranks first in Mercer all-time coaching victories with 222.

## STAIR CLIMBING

Last year then-freshman guard Ethan Stair has made an impressive debut in his first season at Mercer. Stair scored a career-high 15 points at Wofford (2/11), finishing 6-of-10 from the field, and is averaging 6.6 points per game. The freshman also excels in crashing the glass, posting a career-high nine rebounds against Western Michigan while averaging 4.1 rebounds per game.

## WHAT'S IN A NAME?

Jordan Strawberry may have a famous name but he is using a different sport to prove he is his own man. The son of former New York Met Darryl Strawberry, Jordan is playing a different sport than his father but still finding a similar level of success. The 6-1 guard is in his junior season at Mercer and has the ability to be a game-changer on the court, just as his father was a game-changer on the diamond.

## DUNK TRACKER

*A look at Mercer's game-by-game dunks this season*

Date	Opponent	Dunks
11/11	Brewton-Parker	-
11/13	vs. Florida	-
11/20	Georgia Southern	Fishler Jelks Rivers Ringer (2)
11/22	Radford	Rivers (3)
11/25	vs. East Carolina	-
11/26	vs. Akron	-
11/29	Davidson	-
12/3	at George Mason	-
12/7	Oglethorpe	Fishler Rivers (3)
12/10	at Clemson	-
12/18	at Auburn	Jelks
12/22	La Salle	-

# 2016-17 MERCER MEN'S BASKETBALL

## NATIONAL POLLS

### ASSOCIATED PRESS

RK	TEAM	RECORD	PTS
1	Villanova (56)	12-0	1,614
2	UCLA (3)	13-0	1,518
3	Kansas	11-1	1,461
4	Baylor (6)	12-0	1,458
5	Duke	12-1	1,375
6	Louisville	11-1	1,260
7	Gonzaga	12-0	1,222
8	Kentucky	10-2	1,171
9	North Carolina	11-2	1,113
10	Creighton	12-0	1,049
11	West Virginia	11-1	933
12	Virginia	10-1	892
13	Butler	11-1	837
14	Wisconsin	11-2	772
15	Purdue	11-2	745
16	Indiana	10-2	709
17	Xavier	10-2	548
18	Arizona	11-2	512
19	Saint Mary's	10-1	407
20	Florida State	12-1	326
21	Oregon	11-2	321
22	USC	13-0	248
23	Cincinnati	10-2	207
24	Notre Dame	10-2	204
25	Florida	9-3	76

Others receiving votes: Maryland 40, Virginia Tech 37, Seton Hall 18, **Clemson 12**, Minnesota 8, Miami 8, Oklahoma State 7, Northwestern 5, South Carolina 4, UNC Wilmington 3, Arkansas 3, Iowa State 2

### USA TODAY COACHES

RK	TEAM	RECORD	PTS
1	Villanova (27)	12-0	771
2	UCLA (2)	13-0	736
3	Kansas (1)	11-1	695
4	Baylor	12-0	656
5	Duke (1)	12-1	641
6	Gonzaga	12-0	600
7	Louisville	11-1	560
8	Kentucky	10-2	537
9	Creighton	12-0	531
10	North Carolina	11-2	522
11	Virginia	10-1	454
12	West Virginia	11-1	438
13	Butler	11-1	397
14	Wisconsin	11-2	347
15	Purdue	11-2	331
16	Indiana	10-2	285
17	Xavier	10-2	277
18	Arizona	11-2	232
19	Saint Mary's	10-1	214
20	Florida State	12-1	161
21	Oregon	11-2	148
22	Southern Cal	13-0	136
23	Cincinnati	10-2	93
24	Notre Dame	10-2	92
25	South Carolina	9-2	57

Others receiving votes: **Florida 37**, Maryland 33, Arkansas 27, Oklahoma State 17, Miami 13, TCU 7, California 7, Minnesota 7, Virginia Tech 4, Seton Hall 4, Nevada 3, Colorado 2, UNC Wilmington 1, New Mexico State 1, Middle Tennessee 1

## SEASON/CAREER TOTALS

Double-Digit Scoring	16-17	Career
Stephon Jelks	3	31
Demetre Rivers	9	27
Jordan Strawberry	5	19
Ria'n Holland	11	11
Ethan Stair	0	9
Desmond Ringer	2	6
Ryan Johnson	3	3
Ross Cummings	1	1
Rashad Lewis	1	1
Andrew Fishler	0	1
Cory Kilby	0	1

20+ Point Games	16-17	Career
Ria'n Holland	5	5
Jordan Strawberry	1	4
Stephon Jelks	0	4
Demetre Rivers	1	3
Andrew Fishler	0	1
Desmond Ringer	0	1

Games Led in Scoring	16-17	Career
Demetre Rivers	2	9
Ria'n Holland	8	8
Stephon Jelks	0	7
Jordan Strawberry	1	4
Desmond Ringer	0	2
Andrew Fishler	0	1
Ryan Johnson	1	1

Double-Doubles	15-16	Career
Stephon Jelks	0	10
Andrew Fishler	0	1

10+ Assist Games	16-17	Career
Jordan Strawberry	1	1

5+ 3-Point FG Games	16-17	Career
Ria'n Holland	3	3
Demetre Rivers	1	1
Jordan Strawberry	1	1

## 2016-17 TEAM ALMANAC

Longest Winning Streak	3
Longest Losing Streak	3
Most Points Scored	98
Fewest Points Scored	47
Most Points Allowed	98
Fewest Points Allowed	41
Average Points Scored	71.0
Average Points Allowed	69.7

## 2016-17 INDIVIDUAL HIGHS

Most Points	31, J. Strawberry vs. La Salle (12/22/16)
Most Rebounds	13, JJ N'Ganga vs. Davidson (11/29/16)
Most Blocks	5, A. Fishler vs. Radford (11/22/16)
Most Assists	11, J. Strawberry vs. Brewton-Parker (11/11/16)
Most Steals	3, R. Holland vs. Ga. Southern (11/20/16)
	3, D. Roy vs. Oglethorpe (12/7/16)

## NATIONAL RANKINGS

### THROUGH DEC. 25, 2016

#### TEAM

	NCAA	SoCon	Value
3-pt Field Goal Attempts	123	7	280
Assist Turnover Ratio	109	5	1.15
Assists Per Game	189	7	13.7
Blocked Shots Per Game	303	7	2.3
Defensive Rebounds per Game	224	6	25.00
Fewest Fouls	87	1	210
Fewest Turnovers	62	1	143
Field-Goal Percentage	188	7	43.9
Field-Goal Percentage Defense	82	2	40.4
Free Throw Attempts	322	9	188
Free Throws Made	284	6	141
Free-Throw Percentage	37	2	75.0
Offensive Rebounds Per Game	40	3	13.25
Personal Fouls Per Game	75	1	17.5
Rebound Margin	68	2	5.2
Scoring Defense	137	5	69.7
Scoring Margin	198	7	1.3
Scoring Offense	245	8	71.0
Steals Per Game	344	10	3.7
Three Pt FG Defense	193	7	34.8
Three-Point Field Goals Per Game	117	6	8.3
Three-Point Field-Goal Percentage	161	8	35.4
Total 3-point FGM	124	5	99
Total Assists	200	7	164
Total Blocks	300	8	27
Total Rebounds	147	5	459
Total Rebounds Per Game	103	3	38.25
Total Steals	344	10	44
Turnover Margin (341 ranked)	279	8	-1.9
Turnovers Forced	343	10	10.00
Turnovers Per Game	60	1	11.9
Won-Lost Percentage	239	7	41.7

#### INDIVIDUAL

3-pt Field Goal Attempts			
Ria'N Holland	76	5	88
Assist-Turnover Ratio			
Jordan Strawberry	91	5	2.30
Minutes Per Game			
Ria'n Holland	80	1	34:16
Points Per Game			
Ria'N Holland	70	1	19.1
Three-Point Field Goals Per Game			
Ria'N Holland	27	2	3.18
Three-Point Field Goal Percentage			
Ria'N Holland	92	5	39.8
Total 3-point FGM			
Ria'N Holland	65	4	35



## RECORD BREAKDOWN

Overall	5-7
Home	4-2
Road	0-3
Neutral	1-2
Overtime	0-1
SoCon	0-0
SoCon Home	0-0
SoCon Road	0-0
In afternoon games	2-3
In night games	3-4
When scoring first	1-3
When opponent scores first	4-4
When leading at halftime	4-2
When trailing at halftime	1-5
When tied at halftime	0-0
Leading with 5:00 left	4-0
Trailing with 5:00 left	1-7
Tied with 5:00 left	0-0
In games decided by 3 points or less	0-3
In games decided by 4-10 points	1-0
In games decided by more than 10 points	4-4
When scoring 30-39 points	0-0
When scoring 40-49 points	0-1
When scoring 50-59 points	1-2
When scoring 60-69 points	0-2
When scoring 70-79 points	1-1
When scoring 80-89 points	2-0
When scoring 90+ points	1-1
When scoring 100+ points	0-0
When allowing less than 40 points	0-0
When allowing 40-49 points	2-0
When allowing 50-59 points	1-0
When allowing 60-69 points	2-1
When allowing 70-79 points	0-4
When allowing 80-89 points	0-0
When allowing 90+ points	0-2
When allowing 100+ points	0-0
When shooting less than 30%	0-0
When shooting 30-39%	0-3
When shooting 40-49%	3-4
When shooting 50% or better	2-0
When opponents shoot less than 30%	0-0
When opponents shoot 30-39%	4-1
When opponents shoot 40-49%	1-5
When opponents shoot 50% or better	0-1
When out-shooting opponents	5-2
When out-shot by opponents	0-5
When percentages are even	0-0
When out-rebounding opponents	3-4
When out-rebounded by opponents	2-3
When rebounds are even	0-0
When committing more turnovers	0-7
When committing less turnovers	5-0
When turnovers are even	0-0
Sunday	1-2
Monday	0-0
Tuesday	1-1
Wednesday	1-0
Thursday	0-1
Friday	2-0
Saturday	0-3
White uniforms	5-3
Orange uniforms	0-0
Black uniforms	0-4

## THE LAST TIME...

## A Mercer Player Had:

**20 points or more****31, Jordan Strawberry vs. La Salle (12/22/16)****27, Ria'n Holland vs. La Salle (12/22/16)****25 points or more****31, Jordan Strawberry vs. La Salle (12/22/16)****27, Ria'n Holland vs. La Salle (12/22/16)****30 points or more****31, Jordan Strawberry vs. La Salle (12/22/16)****10 rebounds or more****10, Stephon Jelks vs. La Salle (12/22/16)**

15 rebounds or more

17, Stephon Jelks at The Citadel (1/9/16)

**8 assists or more****11, Jordan Strawberry vs. Brewton-Parker (11/11/16)**

5 steals or more

5, Langston Hall at Florida State (12/2/12)

**5 blocks or more****5, Andrew Fishler vs. Radford (11/22/16)**

a double-double

Phillip Leonard (11 pts, 11 reb) vs. The Citadel (3/4/16)

## A Mercer Opponent Had:

**20 points or more****26, Jordan Price, La Salle (12/22/16)****23, B.J. Johnson, La Salle (12/22/16)****20, Pookie Powell, La Salle (12/22/16)****26, Jordan Price, La Salle (12/22/16)****33, Jack Gibbs, Davidson (11/29/16)****11, B.J. Johnson, La Salle (12/22/16)****25 points or more**

15, Casey Jones, Chattanooga (1/29/15)

**30 points or more**

8, Diante Baldwin, UNCG (1/30/16)

**10 rebounds or more**

7, Jae'Sean Tate, Ohio State (12/22/15)

15 rebounds or more

6, Alan Williams, UCSB (11/28/14)

8 assists or more

5 steals or more

5 blocks or more

**a double-double****B.J. Johnson (23 pts, 11 reb), La Salle (12/22/16)**

## Mercer:

**Scored 90 points****96, vs. La Salle (12/22/16)****Allowed 90 points****98, La Salle (12/22/16)**

Scored 100 points

117, at Valparaiso (11/29/13)

Allowed 100 points

108, at Valparaiso (11/29/13)

**Scored less than 50 points****47, at Clemson (12/10/16)****Allowed less than 50 points****41, Oglethorpe (12/7/16)****Shot 50 percent or better****54.7% (35-64) vs. Oglethorpe (12/7/16)****Shot 35 percent or below****30.4% (17-56) at Clemson (12/10/16)****Shot 80+ percent from FT line****84.2% (16-19) vs. La Salle (12/22/16)**

Shot 90+ percent from FT line

100.0% (9-9) at Coastal Carolina (3/15/16)

**Made 20+ free throws****34, vs. La Salle (12/22/16)****Made 10+ 3-point field goals****12, vs. La Salle (12/22/16)**

Grabbed 50 or more rebounds

54, at WCU (1/24/16)

Grabbed 60 or more rebounds

60, vs. The Citadel (2/6/16)

Forced 25 or more turnovers

27, vs. FGCU (1/14/08)

**Had four players in double-figures****vs. Oglethorpe (12/7/16)****Had five players in double-figures****vs. East Carolina (11/25/16)**


Had six players in double-figures

at The VMI (2/25/16)

Won in overtime

70-69 (1OT) vs. Wofford (1/16/16)

**Lost in overtime****98-96 (2OT) vs. La Salle (12/22/16)**



## HEAD COACH BOB HOFFMAN

NINTH SEASON

OKLAHOMA BAPTIST, 1979

• 2014 A-Sun Coach of the Year

• 2013 A-Sun Coach of the Year

- Signed on as Mercer head coach on March 27, 2008
- Named 2013 & 2014 Atlantic Sun Coach of the Year
- 564 wins as a head coach and 164 wins at Mercer
- Guided Mercer to program's first outright Atlantic Sun regular season title in 2012-13 and first NCAA Tournament win in 2014
- Led Mercer to 2012 CollegiateInsider.com Tournament Title
- Presided over program best 27-9 season in 2013-14
- 10 high-major wins in 8 seasons at Mercer- wins over Arkansas, Auburn, Alabama (2x), Duke, Georgia Tech, Florida State, Seton Hall & Ole Miss
- First coach to win in all four postseason tournaments (NCAA, NIT, CIT, CBI) in a four-year span
- Achieved three-straight 20-win seasons, a first for Mercer men's basketball
- 73-34 record after the New Year in last five seasons

### MERCER POSTSEASON WINS UNDER HOFFMAN

OPPONENT	SCORE	TOURNAMENT	DATE
The Citadel	71-69	SoCon First Round	March 4, 2016
Stony Brook	72-70	CBI First Round	March 18, 2015
Duke	78-71	NCAA Second Round	March 21, 2014
Florida Gulf Coast	68-60	A-Sun Championship	March 9, 2014
USC Upstate	78-75 (2OT)	A-Sun Semifinal	March 6, 2014
Jacksonville	85-64	A-Sun Quarterfinal	March 4, 2014
Tennessee	75-67	NIT First Round	March 20, 2013
USC Upstate	72-64	A-Sun Semifinal	March 8, 2013
Lipscomb	82-48	A-Sun Quarterfinal	March 6, 2013
Utah State	70-67	CIT Championship	March 28, 2012
Fairfield	64-59	CIT Semifinal	March 24, 2012
Old Dominion	79-73	CIT Quarterfinal	March 21, 2012
Georgia State	64-59	CIT Second Round	March 17, 2012
Tennessee State	68-60	CIT First Round	March 13, 2012
Lipscomb	61-53	A-Sun Quarterfinal	Feb. 29, 2012
Lipscomb	73-63	A-Sun Quarterfinal	March 3, 2011
Jacksonville	66-63	A-Sun Semifinal	March 5, 2010
Belmont	87-81	A-Sun Quarterfinal	March 4, 2010

## HOFFMAN YEAR-BY-YEAR

### SOUTHERN NAZARENE (WOMEN)

Year	W-L
1987-88	21-11
1988-89	36-2
1989-90	31-3
<b>Three Seasons</b>	<b>88-16 (.846)</b>

### OKLAHOMA BAPTIST

Year	W-L
1990-91	15-17
1991-92	16-17
1992-93	34-4
1993-94	30-7
1994-95	28-6
1995-96	29-7
1996-97	36-4
1997-98	24-9
1998-99	31-7
<b>Nine Seasons</b>	<b>243-78 (.757)</b>

### TEXAS PAN-AMERICAN

Year	W-L
1999-00	12-16
2000-01	12-17
2001-02	21-9
2002-03	10-20
2003-04	14-14
<b>Five Seasons</b>	<b>69-76 (.542)</b>

### MERCER

Year	W-L
2008-09	17-15
2009-10	16-17
2010-11	15-18
2011-12	27-11
2012-13	24-12
2013-14	27-9
2014-15	19-16
2015-16	19-15
<b>Eight Seasons</b>	<b>164-113 (.592)</b>

### CAREER HEAD COACHING RECORD

<b>25 Seasons</b>	<b>564-283 (.666)</b>
-------------------	-----------------------

## MERCER POWER CONFERENCE WINS UNDER HOFFMAN

Opponent	Score	Date	Location
Arkansas	69-66 (OT)	Dec. 19, 2015	Little Rock, Ark.
No. 6 Duke	78-71	March 21, 2014	Raleigh, N.C.
Ole Miss	79-76	Dec. 22, 2013	Oxford, Miss.
Seton Hall	77-74	Nov. 16, 2013	Macon, Ga.
Tennessee	75-67	Mar. 20, 2013	Knoxville, Tenn.
Alabama	66-59	Dec. 22, 2012	Tuscaloosa, Ala.
Florida State	61-56	Dec. 2, 2012	Tallahassee, Fla.
Georgia Tech	65-59	Dec. 22, 2010	Atlanta, Ga.
Auburn	78-74	Nov. 19, 2008	Auburn, Ala.
Alabama	72-69	Nov. 16, 2008	Tuscaloosa, Ala.



**Mercer University Basketball**  
**Mercer Combined Team Statistics (as of Dec 22, 2016)**  
**All games**



<b>RECORD:</b>	<b>OVERALL</b>	<b>HOME</b>	<b>AWAY</b>	<b>NEUTRAL</b>
ALL GAMES	5-7	4-2	0-3	1-2
CONFERENCE	0-0	0-0	0-0	0-0
NON-CONFERENCE	5-7	4-2	0-3	1-2

#	Player	gp-gs	min	avg	Total		3-Point		F-Throw		Rebounds				pf	dq	a	to	blk	stl	pts	avg
					fg-fga	fg%	3fg-fga	3fg%	ft-fa	ft%	off	def	tot	avg								
10	Ria'n Holland	11-11	377	34.3	72-161	.447	35-88	.398	31-38	.816	11	29	40	3.6	26	0	23	15	2	14	210	19.1
23	Demetre Rivers	12-12	366	30.5	59-105	.562	18-45	.400	17-22	.773	11	22	33	2.8	32	2	16	22	3	2	153	12.8
05	Jordan Strawberry	12-12	342	28.5	40-96	.417	15-38	.395	25-29	.862	10	31	41	3.4	17	0	53	23	0	8	120	10.0
15	Stephon Jelks	12-12	306	25.5	25-62	.403	7-29	.241	22-26	.846	24	49	73	6.1	22	0	19	17	4	2	79	6.6
00	Desmond Ringer	12-12	284	23.7	33-65	.508	0-0	.000	11-20	.550	24	41	65	5.4	25	1	5	21	4	1	77	6.4
13	Ryan Johnson	12-0	167	13.9	24-52	.462	11-26	.423	14-16	.875	12	37	49	4.1	22	1	5	7	0	2	73	6.1
25	Rashad Lewis	12-0	134	11.2	12-39	.308	7-25	.280	4-6	.667	3	13	16	1.3	18	1	27	7	0	5	35	2.9
55	Andrew Fishler	12-0	95	7.9	11-23	.478	0-0	.000	9-15	.600	9	14	23	1.9	16	0	1	4	10	1	31	2.6
01	Cory Kilby	7-0	75	10.7	5-15	.333	1-5	.200	3-4	.750	4	10	14	2.0	6	0	4	6	0	1	14	2.0
20	Darius Roy	11-0	88	8.0	9-28	.321	1-6	.167	3-6	.500	9	10	19	1.7	5	0	5	4	0	6	22	2.0
24	Ross Cummings	9-0	88	9.8	6-22	.273	3-15	.200	0-0	.000	5	3	8	0.9	4	0	5	5	0	1	15	1.7
44	JJ N'Ganga	12-0	122	10.2	9-24	.375	0-0	.000	2-6	.333	10	16	26	2.2	13	0	1	10	4	1	20	1.7
02	Jaylen Stowe	6-1	28	4.7	1-4	.250	1-3	.333	0-0	.000	1	2	3	0.5	4	0	0	1	0	0	3	0.5
03	Stephen Gavin	2-0	3	1.5	0-1	.000	0-0	.000	0-0	.000	0	0	0	0.0	0	0	0	0	0	0	0	0.0
Team											26	23	49				1					
Total.....		12	2475		306-697	.439	99-280	.354	141-188	.750	159	300	459	38.2	210	5	164	143	27	44	852	71.0
Opponents.....		12	2475		277-685	.404	110-316	.348	172-227	.758	138	259	397	33.1	213	2	155	120	42	57	836	69.7

TEAM STATISTICS	MER	OPP
SCORING	852	836
Points per game	71.0	69.7
Scoring margin	+1.3	-
FIELD GOALS-ATT	306-697	277-685
Field goal pct	.439	.404
3 POINT FG-ATT	99-280	110-316
3-point FG pct	.354	.348
3-pt FG made per game	8.3	9.2
FREE THROWS-ATT	141-188	172-227
Free throw pct	.750	.758
F-Throws made per game	11.8	14.3
REBOUNDS	459	397
Rebounds per game	38.2	33.1
Rebounding margin	+5.2	-
ASSISTS	164	155
Assists per game	13.7	12.9
TURNOVERS	143	120
Turnovers per game	11.9	10.0
Turnover margin	-1.9	-
Assist/turnover ratio	1.1	1.3
STEALS	44	57
Steals per game	3.7	4.8
BLOCKS	27	42
Blocks per game	2.3	3.5
ATTENDANCE	18758	27435
Home games-Avg/Game	6-3126	3-6355
Neutral site-Avg/Game	-	3-2790

Score by Periods	1st	2nd	OT	OT2	OT3	Totals
Mercer	373	453	9	6	11	852
Opponents	387	421	9	6	13	836

Date	Opponent		Score	Att.
11/11/16	BREWTON-PARKER	W	87-53	3553
! 11/13/16	vs Florida	L	54-76	3716
^ 11/20/16	GEORGIA SOUTHERN	W	80-67	3508
^ 11/22/16	RADFORD	W	58-47	2572
% 11/25/16	vs East Carolina	W	70-66	2263
% 11/26/16	vs Akron	L	63-65	2391
11/29/16	DAVIDSON	L	57-78	3228
12/3/16	at George Mason	L	68-79	3560
12/07/16	OGLETHORPE	W	98-41	2625
12/10/16	at Clemson	L	47-90	7514
12/18/16	at Auburn	L	74-76	7991
12/22/16	LA SALLE	Lo3	96-98	3272

\* = Southern Conference game

! - in Jacksonville, Fla. (Veterans Memorial Arena)

^ - Savannah Invitational opening round game

% - Savannah Invitational (Savannah, Ga.)

# 2016-17 MERCER MEN'S BASKETBALL



## Mercer University Basketball Mercer Season/Career Statistics (as of Dec 24, 2016) All games



### SEASON STATISTICS

### CAREER STATISTICS

SUMMARY	gp-gs	min/g	fg%	3fg%	ft%	r/g	a/g	stl	blk	pts/g	gp-gs	min/g	fg%	3fg%	ft%	r/g	a/g	stl	blk	pts/g
Ria'n Holland	11-11	34.3	.447	.398	.816	3.6	2.1	14	2	19.1	11-11	34.3	.447	.398	.816	3.6	2.1	14	2	19.1
Demetre Rivers	12-12	30.5	.562	.400	.773	2.8	1.3	2	3	12.8	67-45	18.4	.461	.376	.840	2.1	0.7	15	14	7.3
Jordan Strawberry	12-12	28.5	.417	.395	.862	3.4	4.4	8	0	10.0	80-17	21.3	.391	.368	.832	2.0	3.1	56	1	6.8
Stephon Jelks	12-12	25.5	.403	.241	.846	6.1	1.6	2	4	6.6	77-47	21.9	.450	.351	.769	5.9	1.3	45	21	8.2
Desmond Ringer	12-12	23.7	.508	.000	.550	5.4	0.4	1	4	6.4	35-35	24.5	.575	.000	.727	4.9	0.5	6	22	7.3
Ryan Johnson	12-0	13.9	.462	.423	.875	4.1	0.4	2	0	6.1	12-0	13.9	.462	.423	.875	4.1	0.4	2	0	6.1
Rashad Lewis	12-0	11.2	.308	.280	.667	1.3	2.3	5	0	2.9	12-0	11.2	.308	.280	.667	1.3	2.3	5	0	2.9
Andrew Fishler	12-0	7.9	.478	.000	.600	1.9	0.1	1	10	2.6	43-6	7.8	.478	.000	.600	1.9	0.1	3	33	2.7
Cory Kilby	7-0	10.7	.333	.200	.750	2.0	0.6	1	0	2.0	41-0	8.6	.398	.281	.706	1.7	0.4	3	5	2.1
Darius Roy	11-0	8.0	.321	.167	.500	1.7	0.5	6	0	2.0	11-0	8.0	.321	.167	.500	1.7	0.5	6	0	2.0
Ross Cummings	9-0	9.8	.273	.200	.000	0.9	0.6	1	0	1.7	9-0	9.8	.273	.200	.000	0.9	0.6	1	0	1.7
JJ N'Ganga	12-0	10.2	.375	.000	.333	2.2	0.1	1	4	1.7	12-0	10.2	.375	.000	.333	2.2	0.1	1	4	1.7
Jaylen Stowe	6-1	4.7	.250	.333	.000	0.5	0.0	0	0	0.5	29-1	4.3	.313	.444	.500	0.7	0.2	3	0	1.1
Stephen Gavin	2-0	1.5	.000	.000	.000	0.0	0.0	0	0	0.0	2-0	1.5	.000	.000	.000	0.0	0.0	0	0	0.0

SCORING	fg-fga	fg%	3fg-fga	3fg%	ft-fita	ft%	pts	pts/g	fg-fga	fg%	3fg-fga	3fg%	ft-fita	ft%	pts	pts/g
Ria'n Holland	72-161	.447	35-88	.398	31-38	.816	210	19.1	72-161	.447	35-88	.398	31-38	.816	210	19.1
Demetre Rivers	59-105	.562	18-45	.400	17-22	.773	153	12.8	172-373	.461	62-165	.376	84-100	.840	490	7.3
Jordan Strawberry	40-96	.417	15-38	.395	25-29	.862	120	10.0	195-499	.391	63-171	.368	89-107	.832	542	6.8
Stephon Jelks	25-62	.403	7-29	.241	22-26	.846	79	6.6	224-498	.450	67-191	.351	120-156	.769	635	8.2
Desmond Ringer	33-65	.508	0-0	.000	11-20	.550	77	6.4	104-181	.575	0-0	.000	48-66	.727	256	7.3
Ryan Johnson	24-52	.462	11-26	.423	14-16	.875	73	6.1	24-52	.462	11-26	.423	14-16	.875	73	6.1
Rashad Lewis	12-39	.308	7-25	.280	4-6	.667	35	2.9	12-39	.308	7-25	.280	4-6	.667	35	2.9
Andrew Fishler	11-23	.478	0-0	.000	9-15	.600	31	2.6	44-92	.478	0-0	.000	30-50	.600	118	2.7
Cory Kilby	5-15	.333	1-5	.200	3-4	.750	14	2.0	33-83	.398	9-32	.281	12-17	.706	87	2.1
Darius Roy	9-28	.321	1-6	.167	3-6	.500	22	2.0	9-28	.321	1-6	.167	3-6	.500	22	2.0
Ross Cummings	6-22	.273	3-15	.200	0-0	.000	15	1.7	6-22	.273	3-15	.200	0-0	.000	15	1.7
JJ N'Ganga	9-24	.375	0-0	.000	2-6	.333	20	1.7	9-24	.375	0-0	.000	2-6	.333	20	1.7
Jaylen Stowe	1-4	.250	1-3	.333	0-0	.000	3	0.5	10-32	.313	8-18	.444	5-10	.500	33	1.1
Stephen Gavin	0-1	.000	0-0	.000	0-0	.000	0	0.0	0-1	.000	0-0	.000	0-0	.000	0	0.0

TOTALS	o-reb	d-reb	t-reb	pf	fo	ast	to	a/to	o-reb	d-reb	t-reb	pf	fo	ast	to	a/to
Ria'n Holland	11	29	40	26	0	23	15	1.5	11	29	40	26	0	23	15	1.5
Demetre Rivers	11	22	33	32	2	16	22	0.7	63	80	143	91	2	46	82	0.6
Jordan Strawberry	10	31	41	17	0	53	23	2.3	42	121	163	111	1	249	126	2.0
Stephon Jelks	24	49	73	22	0	19	17	1.1	145	313	458	137	2	99	83	1.2
Desmond Ringer	24	41	65	25	1	5	21	0.2	60	110	170	79	2	19	62	0.3
Ryan Johnson	12	37	49	22	1	5	7	0.7	12	37	49	22	1	5	7	0.7
Rashad Lewis	3	13	16	18	1	27	7	3.9	3	13	16	18	1	27	7	3.9
Andrew Fishler	9	14	23	16	0	1	4	0.3	27	54	81	49	0	3	20	0.2
Cory Kilby	4	10	14	6	0	4	6	0.7	21	47	68	35	0	15	20	0.8
Darius Roy	9	10	19	5	0	5	4	1.3	9	10	19	5	0	5	4	1.3
Ross Cummings	5	3	8	4	0	5	5	1.0	5	3	8	4	0	5	5	1.0
JJ N'Ganga	10	16	26	13	0	1	10	0.1	10	16	26	13	0	1	10	0.1
Jaylen Stowe	1	2	3	4	0	0	1	0.0	4	16	20	18	0	5	8	0.6
Stephen Gavin	0	0	0	0	0	0	0	0.0	0	0	0	0	0	0	0	0.0



## 2016-17 STATISTICAL COMPARISON

DATE	OPPONENT	W/L	FG	FG%	3FG	3FG%	FT	FT%	O-REB	D-REB	TOTAL	MARGIN	FOULS	AST	TO	BLK	STL	PTS	MARGIN
11/11	MERCER	W	34-64	.531	10-26	.385	9-13	.692	12	32	44	+12	7	23	10	1	4	87	+34
	Brewton-Parker		21-67	.313	9-34	.265	2-2	1.000	14	18	32		17	7	11	2	6	53	
11/13	MERCER	L	19-51	.373	7-19	.368	9-17	.529	10	22	32	(15)	31	9	17	4	6	54	(22)
	vs. Florida		22-61	.361	8-25	.320	24-30	.800	20	27	47		18	14	13	4	6	76	
11/20	MERCER	W	24-53	.453	5-21	.238	27-32	.844	13	27	40	+10	14	16	9	2	5	80	+13
	Georgia Southern		21-57	.368	10-31	.323	15-18	.833	11	19	30		23	12	10	6	4	67	
11/22	MERCER	W	20-45	.444	7-18	.389	11-14	.786	8	21	29	(4)	15	17	11	7	5	58	+11
	Radford		18-52	.346	6-21	.286	5-9	.556	14	19	33		21	11	16	3	3	47	
11/25	MERCER	W	26-61	.426	11-29	.379	7-8	.875	9	25	34	(4)	18	9	8	3	4	70	+4
	vs. East Carolina		23-57	.404	5-16	.313	15-20	.750	12	26	38		14	11	11	4	6	66	
11/26	MERCER	L	22-52	.423	7-19	.368	12-18	.667	16	20	36	+12	16	11	11	0	1	63	(2)
	vs. Akron		20-43	.465	10-20	.500	15-19	.789	6	18	24		20	8	10	2	1	65	
11/29	MERCER	L	21-56	.375	4-18	.222	11-13	.846	15	28	43	+13	14	11	18	3	2	57	(25)
	vs. Davidson		29-64	.453	14-36	.389	6-7	.857	8	22	30		13	20	7	4	6	78	
12/3	MERCER	L	28-60	.467	6-24	.250	6-9	.667	8	23	31	(4)	17	14	6	1	4	68	(11)
	at George Mason		27-54	.500	8-17	.471	17-23	.739	9	26	35		11	13	5	3	2	79	
12/7	MERCER	W	35-64	.547	12-27	.444	16-21	.762	21	28	49	+30	7	23	11	1	6	98	+57
	Oglethorpe		16-50	.320	6-27	.222	3-5	.600	7	12	19		18	8	15	0	4	41	
12/10	MERCER	L	17-56	.304	8-29	.276	5-7	.714	15	20	35	(11)	25	5	18	5	2	47	(43)
	at Clemson		57-60	.450	13-28	.464	23-31	.742	18	26	44		15	15	7	8	11	90	
12/18	MERCER	L	26-59	.441	10-25	.400	12-17	.706	16	25	41	+15	25	11	15	0	2	74	(2)
	at Auburn		20-50	.400	9-24	.375	27-35	.771	7	19	26		20	15	7	3	4	76	
12/22	MERCER	L (3OT)	34-76	.447	12-25	.480	16-19	.842	16	29	45	+6	21	15	9	0	3	96	(2)
	La Salle		33-70	.471	12-37	.324	20-28	.714	12	27	39		23	21	8	3	4	68	
12/28	MERCER																		
	at Kennesaw State																		
12/31	MERCER																		
	at Wofford																		
1/2	MERCER																		
	at Furman																		
1/5	MERCER																		
	VMI																		
1/7	MERCER																		
	ETSU																		
1/11	MERCER																		
	at Samford																		
1/14	MERCER																		
	Chattanooga																		
1/19	MERCER																		
	UNCG																		
1/21	MERCER																		
	at Western Carolina																		
1/28	MERCER																		
	The Citadel																		
1/30	MERCER																		
	Western Carolina																		
2/2	MERCER																		
	Furman																		
2/4	MERCER																		
	Wofford																		
2/9	MERCER																		
	at VMI																		
2/11	MERCER																		
	at ETSU																		
2/18	MERCER																		
	at The Citadel																		
2/22	MERCER																		
	UNCG																		
2/25	MERCER																		
	at Chattanooga																		
2/27	MERCER																		
	Samford																		

## 2016-17 GAME-BY-GAME HIGHS

## 14 • MERCER GAME NOTES

# 2016-17 MERCER MEN'S BASKETBALL



Official Basketball Box Score -- Game Totals -- Final Statistics  
**Brewton-Parker vs Mercer**  
**11/11/16 at Macon, Ga. (Hawkins Arena)**



## Brewton-Parker 53 • 4-2

#	Player	Total		3-Ptr		Rebounds			PF	TP	A TO Blk Stl				Min
		FG	FGA	FG	FGA	FT	FTA	Off Def Tot			A	TO	Blk	Stl	
11	Cameron Bokenham	f	2-6	2-5	0-0	2	1	3	2	6	2	1	2	0	28
33	John Walker	f	3-5	1-2	0-0	2	2	4	3	7	0	1	0	2	19
00	Mckel Miller	f	4-10	1-6	2-2	0	5	5	3	11	1	4	0	0	26
12	Jamelle Lanier	g	2-9	1-4	0-0	1	2	3	1	5	1	1	0	2	23
15	Dava'dre Puryear	g	1-5	0-2	0-0	1	1	2	2	2	0	2	0	1	18
04	Tim Galt	g	0-2	0-1	0-0	0	0	0	0	0	0	0	0	0	3
05	Marcus Ford	g	3-9	1-4	0-0	2	2	4	2	7	2	0	0	0	18
10	Trey Sparrow	g	0-1	0-1	0-0	0	0	0	0	0	0	0	0	0	3
13	Myles White	g	3-6	3-5	0-0	0	1	1	0	9	0	0	0	0	14
14	Cedric Woodson	g	0-1	0-0	0-0	0	0	0	0	1	0	0	0	0	4
20	Yanick Cox	g	0-2	0-0	0-0	0	1	1	0	0	1	0	0	0	8
21	Arthur Hairston	g	1-1	0-0	0-0	1	1	2	1	2	0	0	0	1	7
22	Amori Atkinson	g	0-0	0-0	0-0	1	1	2	2	0	0	0	0	0	4
24	Malik Wright	g	2-8	0-2	0-0	2	0	2	0	4	0	1	0	0	20
25	Jaylan Patrick	g	0-2	0-2	0-0	1	0	1	0	0	0	1	0	0	5
Team								1	1	2					
Totals			21-67	9-34	2-2	14	18	32	17	53	7	11	2	6	200
FG % 1st Half: 14-32		43.8%	2nd half: 7-35		20.0%	Game: 21-67		31.3%	Deadball Rebounds						
3FG % 1st Half: 5-13		38.5%	2nd half: 4-21		19.0%	Game: 9-34		26.5%							
FT % 1st Half: 2-2		100.0	2nd half: 0-0		0.0%	Game: 2-2		100.0							

## Mercer 87 • 1-0

#	Player	Total		3-Ptr		Rebounds			PF	TP	A TO Blk Stl				Min
		FG	FGA	FG	FGA	FT	FTA	Off Def Tot			A	TO	Blk	Stl	
00	Desmond Ringer	f	4-6	0-0	0-0	0	5	5	0	8	0	0	0	0	22
15	Stephon Jelks	f	5-9	0-2	0-0	4	3	7	1	10	4	3	0	0	22
05	Jordan Strawberry	g	3-5	1-2	0-0	1	4	5	1	7	11	1	0	2	24
10	Ria'n Holland	g	7-14	5-11	5-5	0	2	2	1	24	1	2	0	1	27
23	Demetre Rivers	g	8-15	2-5	0-0	2	2	4	2	18	1	1	0	0	31
01	Cory Kilby	g	1-1	0-0	1-2	0	4	4	0	3	2	1	0	0	12
03	Stephen Gavin	g	0-0	0-0	0-0	0	0	0	0	0	0	0	0	0	1
13	Ryan Johnson	g	2-4	1-2	0-0	1	5	6	1	5	1	0	0	0	13
20	Darius Roy	g	1-3	0-2	0-0	1	1	2	0	2	0	1	0	0	6
24	Ross Cummings	g	1-1	1-1	0-0	0	0	0	0	3	1	0	0	0	11
25	Rashad Lewis	g	1-2	0-1	1-2	0	1	1	0	3	2	0	0	1	15
44	JJ N'Ganga	g	1-2	0-0	1-2	0	0	0	0	3	0	1	1	0	6
55	Andrew Fishler	g	0-2	0-0	1-2	1	2	3	1	1	0	0	0	0	10
Team								2	3	5					
Totals			34-64	10-26	9-13	12	32	44	7	87	23	10	1	4	200
FG % 1st Half: 17-31		54.8%	2nd half: 17-33		51.5%	Game: 34-64		53.1%	Deadball Rebounds						
3FG % 1st Half: 7-14		50.0%	2nd half: 3-12		25.0%	Game: 10-26		38.5%							
FT % 1st Half: 4-4		100.0	2nd half: 5-9		55.6%	Game: 9-13		69.2%							

Officials: Kenneth Totten; Michael Reese; Brad Stodghill  
 Technical fouls: Brewton-Parker-None. Mercer-None.  
 Attendance: 3553

Score by periods	1st	2nd	Total
Brewton-Parker	35	18	53
Mercer	45	42	87

Last FG - BRWP 2nd-12:25, MER 2nd-00:57.  
 Largest lead - BRWP by 2 1st-18:28, MER by 34 2nd-00:27.  
 BRWP led for 00:17. MER led for 37:21. Game was tied for 02:22.

Score tied - 1 time.  
 Lead changed - 1 time.



Official Basketball Box Score -- Game Totals -- Final Statistics  
**Georgia Southern vs Mercer**  
**11/20/16 2:00 PM at Macon, Ga. (Hawkins Arena)**



## Georgia Southern 67 • 1-2

#	Player	Total		3-Ptr		Rebounds			PF	TP	A TO Blk Stl				Min
		FG	FGA	FG	FGA	FT	FTA	Off Def Tot			A	TO	Blk	Stl	
00	Glenn, Montae	f	1-5	0-0	2-2	2	3	5	1	4	1	1	1	0	25
11	O'Connell, Shawn	f	1-3	0-1	0-0	1	2	3	5	2	0	1	0	0	12
03	Smith, Ike	g	6-17	1-7	6-6	1	2	3	4	19	2	0	0	1	32
04	Brown, Tookie	g	5-11	5-9	0-0	1	0	1	2	15	3	3	1	2	35
10	Allsmiller, Jake	g	2-10	2-10	0-0	0	1	1	3	6	2	3	0	0	32
01	Boykins, Devonte	g	1-1	1-1	2-2	1	2	3	2	5	1	1	0	0	21
05	Gladden, B.J.	g	5-8	1-3	5-7	1	6	7	3	16	2	1	4	1	28
12	McRae, Aubrey	g	0-0	0-0	0-1	0	0	0	1	0	0	0	0	0	1
14	Simmons, Coye	g	0-2	0-0	0-0	4	2	6	2	0	1	0	0	0	14
Team								0	1	1					
Totals			21-57	10-31	15-18	11	19	30	23	67	12	10	6	4	200
FG % 1st Half: 11-30		36.7%	2nd half: 10-27		37.0%	Game: 21-57		36.8%	Deadball Rebounds						
3FG % 1st Half: 7-20		35.0%	2nd half: 3-11		27.3%	Game: 10-31		32.3%							
FT % 1st Half: 10-10		100.0	2nd half: 5-8		62.5%	Game: 15-18		83.3%							

## Mercer 80 • 2-1

#	Player	Total		3-Ptr		Rebounds			PF	TP	A TO Blk Stl				Min
		FG	FGA	FG	FGA	FT	FTA	Off Def Tot			A	TO	Blk	Stl	
00	Desmond Ringer	f	4-8	0-0	6-9	4	3	7	1	14	1	1	0	0	27
15	Stephon Jelks	f	4-5	1-2	6-6	3	6	9	1	15	5	2	0	0	29
05	Jordan Strawberry	g	3-8	1-4	6-6	0	2	2	2	13	2	1	0	1	24
10	Ria'n Holland	g	7-13	2-7	2-3	0	3	3	2	18	3	1	1	3	36
23	Demetre Rivers	g	3-4	1-2	6-7	0	3	3	2	13	1	2	0	0	22
13	Ryan Johnson	g	0-3	0-1	0-0	0	3	3	4	0	0	1	0	0	16
20	Darius Roy	g	0-2	0-0	0-0	2	3	5	0	0	1	0	0	0	9
24	Ross Cummings	g	0-3	0-3	0-0	0	0	0	0	0	0	1	0	0	16
25	Rashad Lewis	g	0-2	0-2	0-0	0	1	1	0	0	2	0	0	0	8
44	JJ N'Ganga	g	0-0	0-0	0-0	0	0	0	0	0	0	0	0	0	2
55	Andrew Fishler	g	3-5	0-0	1-1	2	2	4	2	7	1	0	1	0	11
Team								2	1	3					
Totals			24-53	5-21	27-32	13	27	40	14	80	16	9	2	5	200
FG % 1st Half: 13-29		44.8%	2nd half: 11-24		45.8%	Game: 24-53		45.3%	Deadball Rebounds						
3FG % 1st Half: 2-13		15.4%	2nd half: 3-8		37.5%	Game: 5-21		23.8%							
FT % 1st Half: 6-9		66.7%	2nd half: 21-23		91.3%	Game: 27-32		84.4%							

Officials: Tommy Morrissey; Joey Richardson; Glenn Tuit  
 Technical fouls: Georgia Southern-None. Mercer-None.  
 Attendance: 3508

Score by periods	1st	2nd	Total
Georgia Southern	39	28	67
Mercer	34	46	80

Last FG - GS 2nd-02:55, MER 2nd-03:06.  
 Largest lead - GS by 12 1st-13:07, MER by 13 2nd-00:58.  
 GS led for 30:20. MER led for 09:03. Game was tied for 00:37.

Score tied - 1 time.  
 Lead changed - 5 times.



Official Basketball Box Score -- Game Totals -- Final Statistics  
**Mercer vs Florida**  
**11/13/16 8 p.m. at Veterans Mem. Arena - Jacksonville, Fla.**



## Mercer 54 • 1-1

#	Player		Total		3-Ptr		Rebounds			PF	TP	A TO Blk Stl				Min
			FG-FGA	FG-FGA	FT-FTA	Off	Def	Total	A			TO	Blk	Stl		
00	Desmond Ringer	f	1-1	0-0	0-1	0	3	3	5	2	0	2	2	0	17	
15	Stephon Jelks	f	2-4	1-3	0-0	0	1	1	2	5	0	2	1	0	19	
05	Jordan Strawberry	g	1-3	0-0	2-3	2	1	3	4	4	2	4	0	0	21	
10	Ria'n Holland		8-16	5-10	0-0	0	4	4	21	1	3	0	1	32		
23	Demetre Rivers	g	1-4	0-2	0-0	0	1	1	5	2	2	0	0	0	16	
01	Cory Kilby		1-3	0-2	0-0	1	2	3	2	2	0	1	0	1	18	
13	Ryan Johnson		3-6	1-2	0-0	1	6	7	1	7	1	0	0	0	18	
20	Darius Roy		0-3	0-0	2-4	2	3	5	1	2	1	0	0	2	12	
24	Ross Cummings		1-3	0-0	0-0	2	1	3	2	2	2	1	0	0	12	
25	Rashad Lewis		0-2	0-0	1-2	0	0	0	2	1	0	2	0	1	12	
44	JJ N'Ganga		0-3	0-0	1-2	0	0	0	4	1	0	0	0	1	13	
55	Andrew Fishler		1-3	0-0	3-5	1	0	1	2	5	0	0	1	0	10	
	Team					1	0	1								
Totals			19-51	7-19	9-17	10	22	32	31	54	9	17	4	6	200	
FG % 1st Half: 6-18			33.3%	2nd half: 13-33	39.4%	Game: 19-51			37.3%				Deadball			
3FG % 1st Half: 0-6			0.0%	2nd half: 7-13	53.8%	Game: 7-19			36.8%				Rebounds			
FT % 1st Half: 2-4			50.0%	2nd half: 7-13	53.8%	Game: 9-17			52.9%				3			

# 2016-17 MERCER MEN'S BASKETBALL



Official Basketball Box Score -- Game Totals -- Final Statistics  
**East Carolina vs Mercer**  
11/25/16 5 p.m. at Savannah, Ga. - Savannah Civic Center



## East Carolina 66 • 4-2

#	Player	Total		3-Ptr	FT-FTA	Rebounds			PF	TP	A	TO	Blk	Stl	Min
		FG-FGA	FG-FGA			Off	Def	Tot							
02	WHITE, Caleb	f	2-9	2-5	0-0	1	2	3	2	6	0	2	0	0	37
15	BARKLEY, Kentrell	f	7-15	1-4	5-7	1	10	11	2	20	6	2	0	0	38
23	WILLIAMS, Clarence	f	1-4	0-0	0-0	1	2	3	1	2	1	1	0	1	16
31	WASHINGTON, Andre	c	3-6	0-0	4-6	4	2	6	5	10	1	0	2	1	32
21	TYSON, B.J.	g	5-13	1-4	4-4	0	1	1	0	15	2	2	0	1	27
00	RIAK, Deng	g	3-6	0-1	2-2	0	5	5	2	8	0	2	1	2	24
01	SHEPPARD, Jeremy	g	2-3	1-1	0-1	0	1	1	2	5	0	1	0	0	15
22	WILKINS, Raquan	g	0-1	0-1	0-0	0	0	0	0	0	0	0	0	0	3
25	CRAIG, Jabari	g	0-0	0-0	0-0	0	1	1	0	0	1	0	1	1	8
Team															
Totals			23-57	5-16	15-20	12	26	38	14	66	11	11	4	6	200

FG % 1st Half: 6-22 27.3% 2nd half: 17-35 48.6% Game: 23-57 40.4%  
3FG % 1st Half: 3-9 33.3% 2nd half: 2-7 28.6% Game: 5-16 31.3%  
FT % 1st Half: 5-7 71.4% 2nd half: 10-13 76.9% Game: 15-20 75.0%

Deadball  
Rebounds  
2

## Mercer 70 • 4-1

#	Player	Total		3-Ptr	FT-FTA	Rebounds			PF	TP	A	TO	Blk	Stl	Min
		FG-FGA	FG-FGA			Off	Def	Tot							
00	Desmond Ringer	f	2-6	0-0	0-0	1	4	5	2	4	0	3	0	0	30
15	Stephon Jelks	f	4-10	2-5	0-0	3	2	5	4	10	0	0	1	0	20
05	Jordan Strawberry	g	2-7	1-2	3-3	0	4	4	2	8	1	1	0	2	30
10	Ria'n Holland	g	9-20	4-10	4-5	0	4	4	1	26	2	0	0	1	37
23	Demetre Rivers	g	4-9	2-6	0-0	1	1	2	3	10	1	1	1	1	39
02	Jaylen Stowe	g	0-0	0-0	0-0	0	0	0	0	0	0	0	0	0	1
13	Ryan Johnson	g	4-7	2-5	0-0	2	4	6	3	10	2	2	0	0	20
20	Darius Roy	g	0-0	0-0	0-0	0	0	0	0	0	0	0	0	0	3
25	Rashad Lewis	g	1-2	0-1	0-0	0	2	2	3	2	3	0	0	0	10
44	JJ N'Ganga	g	0-0	0-0	0-0	0	2	2	0	0	0	0	1	0	6
55	Andrew Fishler	g	0-0	0-0	0-0	0	0	0	0	0	0	0	0	0	4
Team															
Totals			26-61	11-29	7-8	9	25	34	18	70	9	8	3	4	200

FG % 1st Half: 13-31 41.9% 2nd half: 13-30 43.3% Game: 26-61 42.6%  
3FG % 1st Half: 5-15 33.3% 2nd half: 6-14 42.9% Game: 11-29 37.9%  
FT % 1st Half: 0-0 0.0% 2nd half: 7-8 87.5% Game: 7-8 87.5%

Deadball  
Rebounds  
1

Officials: Nathan Quick, Chris Merto, Davis Maxwell  
Technical fouls: East Carolina-None. Mercer-None.  
Attendance: 2263

Score by periods	1st	2nd	Total
East Carolina	20	46	66
Mercer	31	39	70

Points	In	Off	2nd	Fast	Bench
ECU	26	9	12	4	13
MER	24	15	12	0	12

Score tied - 3 times.  
Lead changed - 2 times.

Last FG - ECU 2nd-01:48, MER 2nd-00:20.  
Largest lead - ECU by 1 2nd-00:47, MER by 15 1st-03:02.  
ECU led for 00:27, MER led for 36:51. Game was tied for 02:42.



Official Basketball Box Score -- Game Totals -- Final Statistics  
**Davidson vs Mercer**  
11/29/16 7:02 PM at Macon, Ga. (Hawkins Arena)



## Davidson 78 • 5-1

#	Player	Total		3-Ptr	FT-FTA	Rebounds			PF	TP	A	TO	Blk	Stl	Min
		FG-FGA	FG-FGA			Off	Def	Tot							
22	MAGARITY, Will	f	4-9	2-6	0-0	0	3	3	2	10	1	0	3	0	23
23	ALDRIDGE, Peyton	f	7-14	1-5	3-3	0	5	5	1	18	3	1	1	2	36
03	GUDMUNDSSON, Jon A	g	1-6	1-4	0-0	0	3	3	3	3	4	1	0	2	34
12	GIBBS, Jack	g	11-20	8-14	3-4	0	3	3	2	33	4	0	0	1	33
32	REIGEL, Rusty	g	3-9	1-4	0-0	3	2	5	2	7	6	1	0	0	33
00	KOVACEVIC, Dusan	g	1-1	1-1	0-0	0	0	0	1	3	0	2	0	0	7
01	EKWU, Nathan	g	2-3	0-0	0-0	0	6	6	2	4	1	2	0	0	14
02	WATKINS, Jordan	g	0-1	0-1	0-0	1	0	1	0	0	1	0	0	0	13
13	FAINES, Kamau	g	0-0	0-0	0-0	0	0	0	0	0	0	0	0	0	2
15	MICHELESEN, Oskar	g	0-1	0-1	0-0	0	0	0	0	0	0	0	0	0	5
Team															
Totals			29-64	14-36	6-7	8	22	30	13	78	20	7	4	6	200

FG % 1st Half: 16-32 50.0% 2nd half: 13-32 40.6% Game: 29-64 45.3%  
3FG % 1st Half: 9-18 50.0% 2nd half: 5-18 27.8% Game: 14-36 38.9%  
FT % 1st Half: 0-0 0.0% 2nd half: 6-7 85.7% Game: 6-7 85.7%

Deadball  
Rebounds  
0

## Mercer 57 • 4-3

#	Player	Total		3-Ptr	FT-FTA	Rebounds			PF	TP	A	TO	Blk	Stl	Min
		FG-FGA	FG-FGA			Off	Def	Tot							
00	Desmond Ringer	f	2-2	0-0	0-0	0	3	3	3	4	0	2	0	0	12
15	Stephon Jelks	f	1-3	1-3	1-2	0	5	5	0	4	1	3	0	0	16
05	Jordan Strawberry	g	2-5	0-2	0-0	1	3	4	0	4	5	1	0	0	24
10	Ria'n Holland	g	2-8	1-3	4-4	1	0	1	0	9	1	4	1	1	24
23	Demetre Rivers	g	2-5	0-2	2-2	0	1	1	1	6	0	4	1	0	23
01	Cory Kilby	g	1-2	0-0	2-2	0	0	0	1	4	0	1	0	0	8
02	Jaylen Stowe	g	0-0	0-0	0-0	0	1	1	2	0	0	0	0	0	2
13	Ryan Johnson	g	3-5	2-4	2-2	1	4	5	2	10	0	1	0	0	17
20	Darius Roy	g	1-8	0-0	0-0	1	0	1	1	2	0	0	0	0	16
24	Ross Cummings	g	0-4	0-2	0-0	2	0	2	1	0	0	0	0	0	13
25	Rashad Lewis	g	1-6	0-2	0-0	0	1	1	1	2	4	0	0	0	16
44	JJ N'Ganga	g	4-5	0-0	0-1	5	8	13	1	8	0	2	1	0	20
55	Andrew Fishler	g	2-3	0-0	0-0	2	1	3	1	4	0	0	0	1	9
Team															
Totals			21-56	4-18	11-13	15	28	43	14	57	11	18	3	2	200

FG % 1st Half: 9-26 34.6% 2nd half: 12-30 40.0% Game: 21-56 37.5%  
3FG % 1st Half: 2-8 25.0% 2nd half: 2-10 20.0% Game: 4-18 22.2%  
FT % 1st Half: 7-8 87.5% 2nd half: 4-5 80.0% Game: 11-13 84.6%

Deadball  
Rebounds  
0

Officials: Tim Gattis; Gary Maxwell; Jeremy Mosier  
Technical fouls: Davidson-None. Mercer-None.  
Attendance: 3228

Score by periods	1st	2nd	Total
Davidson	41	37	78
Mercer	27	30	57

Points	In	Off	2nd	Fast	Bench
DAV	26	23	11	10	7
MER	26	5	18	0	30

Score tied - 2 times.  
Lead changed - 1 time.

Last FG - DAV 2nd-01:53, MER 2nd-00:46.  
Largest lead - DAV by 27 2nd-10:25, MER by 3 1st-19:19.  
DAV led for 37:32, MER led for 00:53. Game was tied for 01:35.



Official Basketball Box Score -- Game Totals -- Final Statistics  
**Akron vs Mercer**  
11/26/16 7:30 p.m. at Savannah, Ga. - Savannah Civic Center



## Akron 65 • 5-1

#	Player	Total		3-Ptr	FT-FTA	Rebounds			PF	TP	A	TO	Blk	Stl	Min
		FG-FGA	FG-FGA			Off	Def	Tot							
02	CHEATHAM, Jr., Kwan	f	3-6	3-4	0-0	0	6	6	3	9	1	2	0	1	30
23	JOHNSON, Isaiah	c	7-11	0-0	5-7	3	2	5	2	19	2	2	1	0	25
01	WILLIAMS, Josh	g	1-4	1-3	0-0	0	0	0	2	3	2	2	0	0	27
14	ROBOTHAM, Noah	g	2-4	2-4	0-1	0	0	0	1	6	0	0	0	0	30
55	JACKSON, Antino	g	5-8	2-5	2-2	0	2	2	3	14	2	2	1	0	31
00	IVEY, Jimond	g	1-3	1-1	2-2	1	1	2	2	5	0	0	0	0	25
03	UTOMI, Daniel	g	0-0	0-0	0-0	0	0	0	0	0	0	0	0	0	2
10	JACKSON, Aaron	g	1-3	1-3	0-0	0	1	1	3	3	0	0	0	0	8
11	DUNN-MARTIN, Tavian	g	0-0	0-0	3-3	0	2	2	3	3	1	1	0	0	10
22	HUGHES, Michael	g	0-4	0-0	2-2	1	2	3	2	2	0	1	0	0	8
22	OLOJAKPOKE, Emmanu	g	0-0	0-0	1-2	0	0	0	1	1	0	0	0	0	4
Team															
Totals			20-43	10-20	15-19	6	18	24	20	65	8	10	2	1	200

FG % 1st Half: 10-23 43.5% 2nd half: 10-20 50.0% Game: 20-43 46.5%  
3FG % 1st Half: 6-13 46.2% 2nd half: 4-7 57.1% Game: 10-20 50.0%  
FT % 1st Half: 9-9 100.0 2nd half: 6-10 60.0% Game: 15-19 78.9%

Deadball  
Rebounds  
1

## Mercer 63 • 4-2

#	Player		Total		3-Ptr	Rebounds			PF	TP	A	TO	Blk	Stl	Min
			FG-FGA	FG-FGA	FT-FTA	Off	Def	Tot							
00	Desmond Ringer	f	8-14	0-0	0-2	3	3	6	4	16	1	0	0	0	26
15	Stephon Jelks	f	2-5	1-3	0-0	1	5	6	1	5	1	2	0	1	29
05	Jordan Strawberry	g	2-8	1-4	2-2	1	2	3	0	7	3	2	0	0	33
10	Ria'n Holland	g	5-10	3-6	4-6	1	2	3	3	17	3	0	0	0	33
23	Demetre Rivers	g	3-5	2-4	4-6	2	0	2	3	12	2	3	0	0	34
01	Cory Kilby		0-0	0-0	0-0	1	1	2	0	0	1	1	0	0	6
13	Ryan Johnson		0-5	0-2	2-2	1	2	3	0	2	0	0	0	0	11
20	Darius Roy		1-2	0-0	0-0	1	1	2	1	2	0	0	0	0	5
24	Ross Cummings		0-0	0-0	0-0	0	0	0	0	0	0	0	0	0	2
25	Rashad Lewis		0-0	0-0	0-0	0	0	0	0	0	0	1	0	0	7
44	JJ N'Ganga		0-1	0-0	0-0	1	0	1	0	0	0	1	0	0	7
55	Andrew Fishler		1-2	0-0	0-0	1	0	1	4	2	0	1	0	0	7
	Team					3	4	7							
Totals			22-52	7-19	12-18	16	20	36	16	63	11	11	0	1	200



# 2016-17 MERCER MEN'S BASKETBALL



Official Basketball Box Score -- Game Totals -- Final Statistics  
**Oglethorpe vs Mercer**  
 12/07/16 7:02 PM at Macon, Ga. (Hawkins Arena)



## Oglethorpe 41 • 3-6

#	Player	Total		3-Ptr		Rebounds			PF	TP	A	TO	Blk	Stl	Min
		FG-FGA	FG-FGA	FT-FTA	FT-FTA	Off	Def	Tot							
02	Chris Lawrence	f	4-8	1-4	0-0	3	0	3	2	9	0	2	0	1	28
24	Tom Inungu	f	3-5	0-0	2-2	1	2	3	4	8	0	2	0	1	20
01	Mike Turner	g	3-9	1-7	1-1	0	3	3	3	8	3	2	0	1	29
04	George Andino	g	1-6	1-4	0-0	0	0	0	3	3	0	3	0	0	25
10	Justin Edwards	g	1-5	1-2	0-0	0	1	1	0	3	3	1	0	0	18
00	Connor Sigrist	g	2-3	0-0	0-2	1	1	2	1	4	0	1	0	0	18
03	Alex Cunningham	g	0-1	0-1	0-0	0	0	0	3	0	0	1	0	0	4
11	Devin Huffman	g	1-4	1-2	0-0	0	2	2	1	3	0	1	0	1	20
13	Dylon Ramsey	g	0-0	0-0	0-0	1	0	1	0	0	0	0	0	0	3
14	Ty Pendley	g	1-1	1-1	0-0	0	0	0	1	3	1	0	0	0	7
20	Lane Foster	g	0-2	0-1	0-0	0	0	0	0	0	1	1	0	0	16
23	Nick Cunningham	g	0-2	0-2	0-0	0	0	0	0	0	0	1	0	0	3
31	Will Springer	g	0-2	0-2	0-0	0	0	0	0	0	0	0	0	0	3
32	Justin Hughes	g	0-1	0-1	0-0	0	0	0	0	0	0	0	0	0	3
35	Zach Russell	g	0-0	0-0	0-0	0	1	1	0	0	0	0	0	0	3
Team						1	2	3				1			
Totals			16-50	6-27	3-5	7	12	19	18	41	8	15	0	4	200
FG % 1st Half: 10-25		40.0%	2nd half: 6-25	24.0%	Game: 16-50	32.0%									Deadball Rebounds 1
3FG % 1st Half: 3-11		27.3%	2nd half: 3-16	18.8%	Game: 6-27	22.2%									
FT % 1st Half: 2-4		50.0%	2nd half: 1-1	100.0	Game: 3-5	60.0%									

## Mercer 98 • 5-4

#	Player	Total		3-Ptr		Rebounds			PF	TP	A	TO	Blk	Stl	Min
		FG-FGA	FG-FGA	FT-FTA	FT-FTA	Off	Def	Tot							
00	Desmond Ringer	f	3-4	0-0	0-0	4	4	8	0	6	0	0	0	0	19
15	Stephon Jelks	f	1-4	0-0	3-4	4	1	5	1	5	4	1	0	0	20
02	Jaylen Stowe	g	1-2	1-2	0-0	1	1	2	0	3	0	1	0	0	13
05	Jordan Strawberry	g	1-3	0-1	2-2	1	4	5	0	4	5	1	0	0	17
23	Demetre Rivers	g	11-16	5-9	3-3	0	2	2	0	30	3	0	0	0	26
03	Stephen Gavin	g	0-1	0-0	0-0	0	0	0	0	0	0	0	0	0	2
13	Ryan Johnson	g	2-5	1-1	6-7	3	3	6	1	11	0	1	0	1	17
20	Darius Roy	g	4-6	1-2	0-0	0	2	2	1	9	3	2	0	3	20
24	Ross Cummings	g	4-8	2-6	0-0	1	1	2	0	10	2	1	0	0	22
25	Rashad Lewis	g	3-8	2-6	2-2	3	3	6	3	10	6	2	0	2	20
44	JJ N'Ganga	g	2-3	0-0	0-0	2	2	4	0	4	0	1	0	0	11
55	Andrew Fishler	g	3-4	0-0	0-3	1	3	4	1	6	0	1	1	0	13
Team						1	2	3							
Totals			35-64	12-27	16-21	21	28	49	7	98	23	11	1	6	200
FG % 1st Half: 17-34		50.0%	2nd half: 18-30	60.0%	Game: 35-64	54.7%									Deadball Rebounds 1
3FG % 1st Half: 6-13		46.2%	2nd half: 6-14	42.9%	Game: 12-27	44.4%									
FT % 1st Half: 5-7		71.4%	2nd half: 11-14	78.6%	Game: 16-21	76.2%									

Officials: Gerald Bell; Evan Berg; Chris King  
 Technical fouls: Oglethorpe-Mike Turner. Mercer-None.  
 Attendance: 2625

Score by periods	1st	2nd	Total
Oglethorpe	25	16	41
Mercer	45	53	98

Last FG - OUM 2nd-10:38, MER 2nd-02:10.  
 Largest lead - OUM by 4 1st-15:49, MER by 57 2nd-02:10.  
 OUM led for 06:58. MER led for 30:48. Game was tied for 02:03.

Score tied - 3 times.  
 Lead changed - 5 times.



Official Basketball Box Score -- Game Totals -- Final Statistics  
**Mercer vs Auburn**  
 12/18/16 12:00 pm at Auburn, Ala. (Auburn Arena)



## Mercer 74 • 5-6

#	Player	Total		3-Ptr		Rebounds			PF	TP	A	TO	Blk	Stl	Min
		FG-FGA	FG-FGA	FT-FTA	FT-FTA	Off	Def	Tot							
00	Desmond Ringer	f	2-4	0-0	4-2	6	4	10	4	6	0	5	0	0	21
15	Stephon Jelks	f	3-8	0-4	3-4	3	6	9	4	9	1	1	0	0	30
05	Jordan Strawberry	g	5-13	3-6	0-0	0	5	5	1	13	6	3	0	1	36
10	Ria'n Holland	g	9-20	3-8	3-5	3	3	6	4	24	2	0	0	1	38
23	Demetre Rivers	g	4-8	2-4	0-0	4	2	6	5	10	0	2	0	0	31
01	Cory Kilby	g	1-2	1-1	0-0	0	2	2	1	3	0	2	0	0	11
13	Ryan Johnson	g	0-1	0-1	4-4	0	1	1	2	4	1	0	0	0	9
20	Darius Roy	g	0-0	0-0	0-0	0	0	0	0	0	0	0	0	0	0+
25	Rashad Lewis	g	1-1	1-1	0-0	0	0	0	1	3	1	0	0	0	4
44	JJ N'Ganga	g	1-2	0-0	0-0	1	1	2	2	2	0	2	0	0	18
55	Andrew Fishler	g	0-0	0-0	0-0	0	0	0	1	0	0	0	0	0	2
Team						1	3	4							
Totals			26-59	10-25	12-17	16	25	41	25	74	11	15	0	2	200
FG % 1st Half: 12-27		44.4%	2nd half: 14-32	43.8%	Game: 26-59	44.1%									Deadball Rebounds 1,1
3FG % 1st Half: 3-12		25.0%	2nd half: 7-13	53.8%	Game: 10-25	40.0%									
FT % 1st Half: 5-8		62.5%	2nd half: 7-9	77.8%	Game: 12-17	70.6%									

## Auburn 76 • 8-2

#	Player	Total		3-Ptr		Rebounds			PF	TP	A	TO	Blk	Stl	Min
		FG-FGA	FG-FGA	FT-FTA	FT-FTA	Off	Def	Tot							
03	Purifoy, Danjel	f	1-8	0-5	5-6	1	5	6	4	7	0	1	0	1	27
12	Smith, LaRon	f	1-2	0-0	4-4	1	1	2	4	6	1	0	1	0	11
01	Harper, Jared	g	1-5	1-5	2-2	0	1	1	0	5	3	0	0	1	26
05	Heron, Mustapha	g	7-12	2-4	5-9	1	2	3	3	21	2	4	0	1	28
23	Lang, TJ	g	3-5	3-5	2-2	0	1	1	3	11	1	1	0	0	22
04	Dunans, T.J.	g	4-6	3-4	2-2	0	5	5	4	13	3	1	0	0	31
24	McLemore, Anfernee	g	1-3	0-0	0-0	2	1	3	0	2	0	0	0	0	14
31	Waddell, Devin	g	0-0	0-0	0-0	0	0	0	0	0	0	0	0	0	7
35	Johnson, Ronnie	g	0-4	0-1	2-2	1	0	1	0	2	5	0	0	1	19
50	Wiley, Austin	g	2-5	0-0	5-8	1	2	3	2	9	0	0	2	0	15
Team						0	1	1							
Totals			20-50	9-24	27-35	7	19	26	20	76	15	7	3	4	200
FG % 1st Half: 9-27		33.3%	2nd half: 11-23	47.8%	Game: 20-50	40.0%									Deadball Rebounds 5,2
3FG % 1st Half: 5-15		33.3%	2nd half: 4-9	44.4%	Game: 9-24	37.5%									
FT % 1st Half: 7-8		87.5%	2nd half: 20-27	74.1%	Game: 27-35	77.1%									

Officials: Mike Nance, Mike Eades, Nate Green  
 Technical fouls: Mercer-None. Auburn-None.  
 Attendance: 7991

Score by periods	1st	2nd	Total
Mercer	32	42	74
Auburn	30	46	76

Last FG - MER 2nd-00:04, AU 2nd-00:02.  
 Largest lead - MER by 7 1st-03:51, AU by 6 2nd-09:11.  
 MER led for 20:03. AU led for 11:57. Game was tied for 07:58.

Score tied - 12 times.  
 Lead changed - 16 times.




Official Basketball Box Score -- Game Totals -- Final Statistics  
**Mercer vs Clemson**  
 12/10/16 4:00 PM at Clemson, SC (Littlejohn Coliseum)



## Mercer 47 • 5-5

#	Player		Total		3-Ptr		Rebounds			PF	TP	A	TO	Blk	Stl	Min
			FG-FGA	FG-FGA	FT-FTA	Off	Def	Tot								
00	Desmond Ringer	f	2-6	0-0	0-0	2	3	5	2	4	0	2	1	0	21	
15	Stephon Jelks	f	1-5	0-2	2-2	1	3	4	3	4	0	0	1	0	29	
05	Jordan Strawberry	g	1-5	1-2	0-0	1	1	2	1	3	3	5	0	0	24	
10	Ria'n Holland	g	4-9	4-8	0-0	1	0	1	4	12	1	2	0	1	27	
23	Demetre Rivers	g	2-8	1-5	0-0	0	2	2	1	5	1	3	0	0	29	
01	Cory Kilby		1-6	0-2	0-0	2	1	3	1	2	0	0	0	0	11	
02	Jaylen Stowe		0-0	0-0	0-0	0	0	0	0	0	0	0	0	0	3	
13	Ryan Johnson		1-1	0-0	0-0	1	1	2	5	2	0	0	0	0	8	
20	Darius Roy		2-3	0-1	1-2	2	0	2	0	5	0	1	0	0	11	
24	Ross Cummings		0-2	0-2	0-0	0	1	1	1	0	0	2	0	0	3	
25	Rashad Lewis		2-9	2-7	0-0	0	5	5	5	6	0	0	0	1	14	
44	JJ N'Ganga		1-2	0-0	0-1	0	0	0	1	2	0	2	1	0	10	
55	Andrew Fishler		0-0	0-0	2-2	0	2	2	1	2	0	1	2	0	10	
Team						5	1	6								
Totals			17-56	8-29	5-7	15	20	35	25	47	5	18	5	2	200	
FG % 1st Half: 9-23			39.1%	2nd half: 8-33	24.2%	Game: 17-56			30.4%	Deadball Rebounds 0						
3FG % 1st Half: 5-14			35.7%	2nd half: 3-15	20.0%	Game: 8-29			27.6%							
FT % 1st Half: 2-2			100.0%	2nd half: 3-5	60.0%	Game: 5-7			71.4%							



O

Desmond  
RINGER

F • 6-9 • 255 • R-Jr. • 1L  
McDonough, Ga. / South Carolina

BIO

2015-16

- Career-high 21 points (10-11 FG) vs. Wofford (1/16)
- Career-high 10 rebounds and 7 points at Davidson (11/23)
- Leads team in field goal pct. (.612)

2014-15

- Redshirted due to NCAA transfer rules

2013-14 (South Carolina)

- Played in 28 games, averaging 10.4 minutes per game
- Scored 2.1 points per game
- Recorded 2.0 rebounds per contest

HIGH SCHOOL

- Led Eagle’s Landing to 1st State title
- Posted 17 points and 14 boards in title game
- Ranked No. 7 player in Georgia by ESPN.com

PERSONAL

- Son Boris and Nattlie Ringer
- Has one brother

TOP PERFORMANCES

POINTS	
Season:	17, vs. Akron (11/26/16)
Career:	22, at Wofford (2/11/16)
FG MADE	
Season:	8, vs. Akron (11/26/16)
Career:	10, vs. Wofford (1/16/16)
FG ATTEMPTS	
Season:	14, vs. Akron (11/26/16)
Career:	11, vs. Wofford (1/16/16)
3-POINT FGM	
Season:	N/A
Career:	N/A
3-POINT FGA	
Season:	N/A
Career:	N/A
FT MADE	
Season:	6, Georgia Southern (11/20/16)
Career:	6, Georgia Southern (11/20/16)
FT ATTEMPTS	
Season:	9, Georgia Southern (11/20/16)
Career:	9, Georgia Southern (11/20/16)
REBOUNDS	
Season:	8, Oglethorpe (12/7/16)
Career:	10, at Davidson (11/23/15)
ASSISTS	
Season:	3, La Salle (12/22/16)
Career:	3, La Salle (12/22/16)
BLOCKS	
Season:	2, vs. Florida (11/13/16)
Career:	3, 4x, at Arkansas (12/19/15)
STEALS	
Season:	1, Radford (11/22/16)
Career:	2, vs. UNCG (1/30/16)
MINUTES	
Season:	38, La Salle (12/22/16)
Career:	38, La Salle (12/22/16)

^ - denotes from South Carolina

CAREER STATISTICS

			Total		3-Point		F-Throws		Rebounds										Scoring	
Season	gp-gs	min/avg	fg-fga	pct	fg-fga	pct	ft-fta	pct	off	def	tot	avg	pf	fo	ast	to	blk	stl	pts	avg
2013-14*	28-1	291/10.4	18-48	.375	0-0	.000	22-35	.629	24	31	55	2.0	58	0	7	17	6	2	58	2.1
2015-16	23-23	574/25.0	71-116	.612	0-0	.000	37-46	.804	36	69	105	4.6	54	1	14	41	18	5	179	7.8
2016-17	12-12	284/23.7	33-65	.508	0-0	.000	11-20	.550	24	41	65	5.4	25	1	5	21	4	1	77	6.4
TOTAL	35-35	858/24.5	104-181	.575	0-0	.000	48-66	.727	60	110	170	4.9	79	2	19	62	22	6	256	7.3
All*	63-36	1149/18.2	122-229	.533	0-0	.000	70-101	.693	84	141	225	3.6	137	2	26	79	28	8	314	5.0

\* Statistics from prior team/school



# Cory KILBY

**F • 6-7 • 195 • So. • 1L**  
**Ada, Okla. / Ada HS**

## BIO

### 2015-16

- Career-high 13 points and 6 boards at Furman (2/13)
- Recorded 8 points, 4 boards and a block in debut vs. Allen (11/13)

### PERSONAL

- Son of Pat and Angela Kilby
- Has two brothers and one sister
- Born on May 14, 1996 in Asheville, N.C.

### HIGH SCHOOL

- Averaged 21 points, 11 boards and 4 blocks as a senior
- Ada HS record holder for career points (2,013)
- 2014 All-State quarterback selection

# 1

## TOP PERFORMANCES

### POINTS

Season: 4, Davidson (11/29/16)  
 Career: 13, at Furman (2/13/16)

### FG MADE

Season: 1, 5x, at Auburn (12/18/16)  
 Career: 5, at Furman (2/13/16)

### FG ATTEMPTS

Season: 6, at Clemson (12/10/16)  
 Career: 7, 2x, at Furman (2/13/16)

### 3-POINT FGM

Season: 1, at Auburn (12/18/16)  
 Career: 2, at UNCG (2/28/16)

### 3-POINT FGA

Season: 2, 2x, at Clemson (12/10/16)  
 Career: 5, at UNCG (2/28/16)

### FT MADE

Season: 2, 5x, Davidson (11/29/16)  
 Career: 2, 5x, Davidson (11/29/16)

### FT ATTEMPTS

Season: 2, 2x, Davidson (11/29/16)  
 Career: 4, at Furman (2/13/16)

### REBOUNDS

Season: 4, Brewton-Parker (11/11/16)  
 Career: 6, 2x, at Furman (2/13/16)

### ASSISTS

Season: 2, Brewton-Parker (11/11/16)  
 Career: 2, 4x, vs. Brewton-Parker (11/11/16)

### BLOCKS

Season: 0  
 Career: 1, 5x, at Kennesaw State (12/30/15)

### STEALS

Season: 1, vs. Florida (11/13/16)  
 Career: 1, 2x, vs. Florida (11/13/16)

### MINUTES

Season: 18, vs. Florida (11/13/16)  
 Career: 18, 3x, vs. Florida (11/13/16)

## 2016-17 GAME-BY-GAME STATISTICS

Opponent	Date	GS	Min	FG	FGA	Pct	3FG	FGA	Pct	FT	FTA	Pct	O	D	Tot	Avg	PF	FO	A	TO	Blk	Stl	Pts	Avg
BREWTON-PARKER	11/11/16	12	1	1	11	.000	0	0	.000	1	2	.500	0	4	4	4.0	0	0	2	1	0	0	3	3.0
vs Florida	11/13/16	18	1	3	.333	0	2	.000	0	0	.000	1	2	3	3.5	2	0	0	1	0	1	2	2.5	
GA. SOUTHERN	11/20/16	DNP																						
RADFORD	11/22/16	DNP																						
vs East Carolina	11/25/16	DNP																						
vs Akron	11/26/16	6	0	0	.000	0	0	.000	0	0	.000	1	1	2	3.0	0	0	1	1	0	0	0	1.7	
DAVIDSON	11/29/16	8	1	2	.500	0	0	.000	2	2	1.000	0	0	0	2.3	1	0	0	1	0	0	4	2.3	
at George Mason	12/3/16	DNP																						
OGLETHORPE	12/07/16	DNP																						
at Clemson	12/10/16	11	1	6	.167	0	2	.000	0	0	.000	2	1	3	2.4	1	0	0	0	0	0	2	2.2	
at Auburn	12/18/16	11	1	2	.500	1	1	1.000	0	0	.000	0	2	2	2.3	1	0	0	2	0	0	3	2.3	
LA SALLE	12/22/16	9	0	1	.000	0	0	.000	0	0	.000	0	0	0	2.0	1	0	1	0	0	0	0	2.0	
Totals		0	75	5	15	.333	1	5	.200	3	4	.750	4	10	14	2.0	6	0	4	6	0	1	14	2.0

## CAREER STATISTICS

Season	gp-gs		min/avg		Total		3-Point		F-Throws		Rebounds				Scoring					
					fg-fga	pct	fg-fga	pct	ft-fta	pct	off	def	tot	avg	pf	fo	ast	to	blk	stl
2015-16	34	0	277	8.1	28-68	.412	8-27	.296	9-13	.692	17	37	54	1.6	29	0	11	14	5	2
2016-17	7	0	75	10.7	5-15	.333	1-5	.200	3-4	.750	4	10	14	2.0	6	0	4	6	0	1
<b>TOTAL</b>	<b>41</b>	<b>0</b>	<b>352</b>	<b>8.6</b>	<b>33-83</b>	<b>.398</b>	<b>9-32</b>	<b>.281</b>	<b>12-17</b>	<b>.706</b>	<b>21</b>	<b>47</b>	<b>68</b>	<b>1.7</b>	<b>35</b>	<b>0</b>	<b>15</b>	<b>20</b>	<b>5</b>	<b>3</b>



# Jaylen STOWE

G • 6-2 • 205 • So. • 1L  
Harrisburg, N.C. / Hickory Ridge HS

## BIO

### 2015-16

- Career-high 7 points and 2 rebounds at Furman (2/13) and vs. Citadel (3/4)
- Scored first 3 points of career at Davidson (11/23)

### PERSONAL

- Son of Jason and Heather Stowe
- Has two brothers
- Born on Nov. 8, 1996 in Charlotte, N.C.

### HIGH SCHOOL

- Averaged 22 points, 6 rebounds and 5 assists as a senior
- Hickory Ridge HS all-time leading scorer and assist leader
- Four-year honor student

2

## TOP PERFORMANCES

POINTS	
Season:	3, Oglethorpe (12/7/16)
Career:	7, at Furman (2/13/16)
FG MADE	
Season:	1, Oglethorpe (12/7/16)
Career:	3, at Furman (2/13/16)
FG ATTEMPTS	
Season:	2, 2x, Oglethorpe (12/7/16)
Career:	4, 2x, at VMI (2/25/16)
3-POINT FGM	
Season:	1, Oglethorpe (12/7/16)
Career:	1, 4x, at VMI (2/25/16)
3-POINT FGA	
Season:	2, Oglethorpe (12/7/16)
Career:	4, at VMI (2/25/16)
FT MADE	
Season:	0
Career:	1, 2x, vs. The Citadel (2/6/16)
FT ATTEMPTS	
Season:	0
Career:	2, 2x, vs. The Citadel (2/6/16)
REBOUNDS	
Season:	2, Oglethorpe (12/7/16)
Career:	4, vs. The Citadel (2/6/16)
ASSISTS	
Season:	0
Career:	1, 5x, at VMI (2/25/16)
BLOCKS	
Season:	0
Career:	N/A
STEALS	
Season:	0
Career:	1, 2x, at VMI (2/25/16)
MINUTES	
Season:	13, Oglethorpe (12/7/16)
Career:	13, 2x, Oglethorpe (12/7/16)

## 2016-17 GAME-BY-GAME STATISTICS

Opponent	Date	GS	Min	FG	FGA	Pct	3FG	FGA	Pct	FT	FTA	Pct	O	D	Tot	Avg	PF	FO	A	TO	Blk	Stl	Pts	Avg
BREWTON-PARKER	11/11/16		DNP																					
vs Florida	11/13/16		DNP																					
GA. SOUTHERN	11/20/16		DNP																					
RADFORD	11/22/16		DNP																					
vs East Carolina	11/25/16		1	0	0	.000	0	0	.000	0	0	.000	0	0	0	0.0	0	0	0	0	0	0	0	0.0
vs Akron	11/26/16		DNP																					
DAVIDSON	11/29/16		2	0	0	.000	0	0	.000	0	0	.000	0	1	1	0.5	2	0	0	0	0	0	0	0.0
at George Mason	12/3/16		7	0	2	.000	0	1	.000	0	0	.000	0	0	0	0.3	2	0	0	0	0	0	0	0.0
OGLETHORPE	12/07/16	*	13	1	2	.500	1	2	.500	0	0	.000	1	1	2	0.8	0	0	0	1	0	0	3	0.8
at Clemson	12/10/16		3	0	0	.000	0	0	.000	0	0	.000	0	0	0	0.6	0	0	0	0	0	0	0	0.6
at Auburn	12/18/16		DNP																					
LA SALLE	12/22/16		2	0	0	.000	0	0	.000	0	0	.000	0	0	0	0.5	0	0	0	0	0	0	0	0.5
Totals		1	28	1	4	.250	1	3	.333	0	0	.000	1	2	3	0.5	4	0	0	1	0	0	3	0.5

## CAREER STATISTICS

			Total		3-Point		F-Throws		Rebounds											Scoring	
Season	gp-gs	min/avg	fg-fga	pct	fg-fga	pct	ft-fta	pct	off	def	tot	avg	pf	fo	ast	to	blk	stl	pts	avg	
2015-16	23-0	97/4.2	9-28	.321	7-15	.467	5-10	.500	3	14	17	0.7	14	0	5	7	0	3	30	1.3	
2016-17	6-1	28/4.7	1-4	.250	1-3	.333	0-0	.000	1	2	3	0.5	4	0	0	1	0	0	3	0.5	
TOTAL	29-1	125/4.3	10-32	.313	8-18	.444	5-10	.500	4	16	20	0.7	18	0	5	8	0	3	33	1.1	





# Stephen GAVIN

**G • 6-3 • 190 • So. • SQ**

**Savannah, Ga. / Hilton Head Preparatory School**

## BIO

### HIGH SCHOOL

- Averaged 16 points senior year
- Played at Savannah Day Country HS for three years
- Played in SCISA North vs. South Game
- Earned 2A SCISA All-Region, All-State honors

### PERSONAL

- Son of Kevin Gavin and Allison Hersh
- Has one sister, Shannon
- Born on Feb. 19, 1997

# 3

## TOP PERFORMANCES

### POINTS

Season: 0  
Career: 0

### FG MADE

Season: 0  
Career: 0

### FG ATTEMPTS

Season: 1, Oglethorpe (12/7/16)  
Career: 1, Oglethorpe (12/7/16)

### 3-POINT FGM

Season: 0  
Career: 0

### 3-POINT FGA

Season: 0  
Career: 0

### FT MADE

Season: 0  
Career: 0

### FT ATTEMPTS

Season: 0  
Career: 0

### REBOUNDS

Season: 0  
Career: 0

### ASSISTS

Season: 0  
Career: 0

### BLOCKS

Season: 0  
Career: 0

### STEALS

Season: 0  
Career: 0

### MINUTES


Season: 2, Oglethorpe (12/7/16)  
Career: 2, Oglethorpe (12/7/16)

## 2016-17 GAME-BY-GAME STATISTICS

Opponent	Date	GS	Min	FG	FGA	Pct	3FG	FGA	Pct	FT	FTA	Pct	O	D	Tot	Avg	PF	FO	A	TO	Blk	Stl	Pts	Avg
BREWTON-PARKER	11/11/16		1	0	0	.000	0	0	.000	0	0	.000	0	0	0	0.0	0	0	0	0	0	0	0	0.0
vs Florida	11/13/16		DNP																					
GA. SOUTHERN	11/20/16		DNP																					
RADFORD	11/22/16		DNP																					
vs East Carolina	11/25/16		DNP																					
vs Akron	11/26/16		DNP																					
DAVIDSON	11/29/16		DNP																					
at George Mason	12/3/16		DNP																					
OGLETHORPE	12/07/16		2	0	1	.000	0	0	.000	0	0	.000	0	0	0	0.0	0	0	0	0	0	0	0	0.0
at Clemson	12/10/16		DNP																					
at Auburn	12/18/16		DNP																					
LA SALLE	12/22/16		DNP																					
<b>Totals</b>			<b>0</b>	<b>3</b>	<b>0</b>	<b>1.000</b>	<b>0</b>	<b>0</b>	<b>.000</b>	<b>0</b>	<b>0</b>	<b>.000</b>	<b>0</b>	<b>0</b>	<b>0</b>	<b>0.0</b>	<b>0</b>	<b>0</b>	<b>0</b>	<b>0</b>	<b>0</b>	<b>0</b>	<b>0</b>	<b>0.0</b>

## CAREER STATISTICS

			Total		3-Point		F-Throws		Rebounds											Scoring	
Season	gp-gs	min/avg	fg-fga	pct	fg-fga	pct	ft-fta	pct	off	def	tot	avg	pf	fo	ast	to	blk	stl	pts	avg	
2016-17	2-0	3/1.5	0-1	.000	0-0	.000	0-0	.000	0	0	0	0.0	0	0	0	0	0	0	0	0.0	
TOTAL	2-0	3/1.5	0-1	.000	0-0	.000	0-0	.000	0	0	0	0.0	0	0	0	0	0	0	0	0.0	



# Jordan STRAWBERRY

G • 6-1 • 175 • Jr. • 2L  
Anaheim, Calif. / South Kent School

## BIO

### 2015-16

- Career-high 24 points at Chattanooga (1/5)
- Career-high 8 assists vs. Wofford (1/16), Citadel (2/6) & Chattanooga (2/8)
- 11 games of 5+ assists

### 2014-15

- Season-highs in points, FGs made & attempted, 3pt FGs attempted, assists, minutes played at Georgia (12/27)
- 4 games with 10+ points
- Season-high 3 3-pointers, 2 steals vs. Dartmouth (12/16)
- Multiple assists in 20 games

### HIGH SCHOOL

- Led Monarchs to three State Championships, two CIF Southern Section Championships and four league titles
- All-State, All-CIF and first team All-League as junior and senior

### PERSONAL

- Born March 17, 1994 in Los Angeles, California
- Son of Darryl Strawberry and Charisse Strawberry-Fuller

5

## TOP PERFORMANCES

POINTS	
Season:	31, La Salle (12/22/16)
Career:	31, La Salle (12/22/16)
FG MADE	
Season:	10, La Salle (12/22/16)
Career:	10, La Salle (12/22/16)
FG ATTEMPTS	
Season:	17, La Salle (12/22/16)
Career:	17, La Salle (12/22/16)
3-POINT FGM	
Season:	5, La Salle (12/22/16)
Career:	5, La Salle (12/22/16)
3-POINT FGA	
Season:	8, La Salle (12/22/16)
Career:	8, La Salle (12/22/16)
FT MADE	
Season:	6, 2x, La Salle (12/22/16)
Career:	6, 3x, La Salle (12/22/16)
FT ATTEMPTS	
Season:	6, 2x, La Salle (12/22/16)
Career:	6, 4x, La Salle (12/22/16)
REBOUNDS	
Season:	5, 2x, at Auburn (12/18/16)
Career:	6, Chattanooga (02/08/16)
ASSISTS	
Season:	11, Brewton-Parker (11/11/16)
Career:	11, Brewton-Parker (11/11/16)
STEALS	
Season:	2, 3x, La Salle (12/22/16)
Career:	3, 3x, at Coastal Carolina (03/15/16)
BLOCKS	
Season:	0
Career:	1, ETSU (02/20/16)
MINUTES	
Season:	47, La Salle (12/22/16)
Career:	47, La Salle (12/22/16)

## 2016-17 GAME-BY-GAME STATISTICS

Opponent	Date	GS	Min	FG	FGA	Pct	3FG	FGA	Pct	FT	FTA	Pct	O	D	Tot	Avg	PF	FO	A	TO	Blk	Stl	Pts	Avg	
BREWTON-PARKER	11/11/16	*	24	3	5	.600	1	2	.500	0	0	.000	1	4	5	5.0	1	0	11	1	0	2	7	7.0	
vs Florida	11/13/16	*	21	1	3	.333	0	0	.000	2	3	.667	2	1	3	4.0	1	0	2	4	0	0	4	5.5	
GA. SOUTHERN	11/20/16	*	24	3	8	.375	1	4	.250	6	6	1.000	0	2	2	3.3	2	0	2	1	0	1	13	8.0	
RADFORD	11/22/16	*	26	4	9	.444	1	3	.333	1	2	.500	0	2	2	3.0	4	0	4	2	0	0	10	8.5	
vs East Carolina	11/25/16	*	30	2	7	.286	1	2	.500	3	3	1.000	0	4	4	3.2	2	0	1	1	0	2	8	8.4	
vs Akron	11/26/16	*	33	2	8	.250	1	4	.250	2	2	1.000	1	2	3	3.2	0	0	3	2	0	0	7	8.2	
DAVIDSON	11/29/16	*	24	2	5	.400	0	2	.000	0	0	.000	1	3	4	3.3	0	0	5	1	0	0	4	7.6	
at George Mason	12/3/16	*	36	6	13	.462	1	4	.250	3	5	.600	1	2	3	3.3	1	0	5	0	0	0	16	8.6	
OGLETHORPE	12/07/16	*	17	1	3	.333	0	1	.000	2	2	1.000	1	4	5	3.4	0	0	5	1	0	0	4	8.1	
at Clemson	12/10/16	*	24	1	5	.200	1	2	.500	0	0	.000	1	1	2	3.3	1	0	3	5	0	0	3	7.6	
at Auburn	12/18/16	*	36	5	13	.385	3	6	.500	0	0	.000	0	5	5	3.5	1	0	6	3	0	1	13	8.1	
LA SALLE	12/22/16	*	47	10	17	.588	5	8	.625	6	6	1.000	2	1	3	3.4	4	0	6	2	0	2	31	10.0	
Totals			12	342	40	.96	.417	15	38	.395	25	29	.862	10	31	41	3.4	17	0	53	23	0	8	120	10.0

## CAREER STATISTICS

Season	gp-gs		min/avg		Total		3-Point		F-Throws		Rebounds											Scoring	
					fg-fga	pct	fg-fga	pct	ft-fa	pct	off	def	tot	avg	pf	fo	ast	to	blk	stl		pts	avg
2014-15	34	0	501	14.7	59-149	.396	14-38	.368	14-18	.778	11	29	40	1.2	47	0	70	42	0	15		146	4.3
2015-16	34	5	863	25.4	96-254	.378	34-95	.358	50-60	.833	21	61	82	2.4	47	1	126	61	1	33		276	8.1
2016-17	12	12	342	28.5	40-96	.417	15-38	.395	25-29	.862	10	31	41	3.4	17	0	53	23	0	8		120	10.0
TOTAL	80	17	1706	21.3	195-499	.391	63-171	.368	89-107	.832	42	121	163	2.0	111	1	249	126	1	56		542	6.8



# Ria'n HOLLAND

**G • 6-0 • 152 • R-Jr. • JC**

**Fayetteville, N.C. / Indian Hills CC / Wichita State**

## BIO

### 2015-16 (Indian Hills CC)

- Led team to 29-5 record, trip to NJCAA National Tourney
- First Team Iowa CC Athletic Conference selection
- Averaged 13.3 points per game
- Ranked 8th in NJCAA in 3pt Pct with .504

### 2014-15 (Wichita State)

- Averaged 1.9 points over 27 games
- Scored season-high nine points vs. George Washington (12/25)
- Season-best three rebounds vs. Memphis (11/18) along with five points scored

### 2013-14 (Wichita State)

- Redshirted true freshman season

### HIGH SCHOOL

- Averaged 16 points senior year
- Played at Savannah Day Country HS for three years
- Played in SCISA North vs. South Game
- Earned 2A SCISA All-Region, All-State honors

### PERSONAL

- Son of Robert and Rezina Holland
- Has a brother, Rosario, and a sister, Rezna
- Born on Nov. 12, 1994

# 10

## TOP PERFORMANCES

### POINTS

Season: 26, vs East Carolina (11/25/16)  
Career: 26, vs East Carolina (11/25/16)

### FG MADE

Season: 9, 3x, La Salle (12/22/16)  
Career: 9, 3x, La Salle (12/22/16)

### FG ATTEMPTS

Season: 22, La Salle (12/22/16)  
Career: 22, La Salle (12/22/16)

### 3-POINT FGM

Season: 5, 3x, La Salle (12/22/16)  
Career: 5, 3x, La Salle (12/22/16)

### 3-POINT FGA

Season: 11, 2x, La Salle (12/22/16)  
Career: 11, 2x, La Salle (12/22/16)

### FT MADE

Season: 5, Brewton-Parker (11/11/16)  
Career: 5, Brewton-Parker (11/11/16)

### FT ATTEMPTS

Season: 6, vs Akron (11/26/16)  
Career: 6, vs Akron (11/26/16)

### REBOUNDS

Season: 8, Radford (11/22/16)  
Career: 8, Radford (11/22/16)

### ASSISTS

Season: 4, Radford (11/22/16)  
Career: 4, Radford (11/22/16)

### STEALS

Season: 3, Georgia Southern (11/20/16)  
Career: 3, Georgia Southern (11/20/16)

### BLOCKS

Season: 1, 2x, Davidson (11/29/16)  
Career: 1, 2x, Davidson (11/29/16)

### MINUTES

Season: 52, La Salle (12/22/16)  
Career: 52, La Salle (12/22/16)

^ - denotes from Wichita State

## 2016-17 GAME-BY-GAME STATISTICS

Opponent	Date	GS	Min	FG	FGA	Pct	3FG	FGA	Pct	FT	FTA	Pct	O	D	Tot	Avg	PF	FO	A	TO	Blk	Stl	Pts	Avg	
BREWTON-PARKER	11/11/16	*	27	7	14	.500	5	11	.455	5	5	1.000	0	2	2	2.0	1	0	1	2	0	1	24	24.0	
vs Florida	11/13/16	*	32	8	16	.500	5	10	.500	0	0	.000	0	4	4	3.0	4	0	1	3	0	1	21	22.5	
GA. SOUTHERN	11/20/16	*	36	7	13	.538	2	7	.286	2	3	.667	0	3	3	3.0	2	0	3	1	1	3	18	21.0	
RADFORD	11/22/16	*	38	5	11	.455	2	5	.400	3	4	.750	3	5	8	4.3	1	0	4	1	0	2	15	19.5	
vs East Carolina	11/25/16	*	37	9	20	.450	4	10	.400	4	5	.800	0	4	4	4.2	1	0	2	0	0	1	26	20.8	
vs Akron	11/26/16	*	33	5	10	.500	3	6	.500	4	6	.667	1	2	3	4.0	3	0	3	0	0	0	17	20.2	
DAVIDSON	11/29/16	*	24	2	8	.250	1	3	.333	4	4	1.000	1	0	1	3.6	0	0	1	4	1	1	9	18.6	
at George Mason	12/3/16	*	33	7	18	.389	1	9	.111	2	2	1.000	1	1	2	3.4	4	0	2	1	0	2	17	18.4	
OGLETHORPE	12/07/16		DNP																						
at Clemson	12/10/16	*	27	4	9	.444	4	8	.500	0	0	.000	1	0	1	3.1	4	0	1	2	0	1	12	17.7	
at Auburn	12/18/16	*	38	9	20	.450	3	8	.375	3	5	.600	3	3	6	3.4	4	0	2	0	0	1	24	18.3	
LA SALLE	12/22/16	*	52	9	22	.409	5	11	.455	4	4	1.000	1	5	6	3.6	2	0	3	1	0	1	27	19.1	
Totals			11	377	72	161	.447	35	88	.398	31	38	.816	11	29	40	3.6	26	0	23	15	2	14	210	19.1

## CAREER STATISTICS

			Total		3-Point		F-Throws		Rebounds											Scoring	
Season	gp-gs	min/avg	fg-fga	pct	fg-fga	pct	ft-fta	pct	off	def	tot	avg	pf	fo	ast	to	blk	stl	pts	avg	
2014-15*	27-0	229/8.5	17-53	.321	12-35	.343	4-4	1.000	8	12	20	0.7	27	0	10	7	1	6	50	1.9	
2016-17	11-11	377/34.3	72-161	.447	35-88	.398	31-38	.816	11	29	40	3.6	26	0	23	15	2	14	210	19.1	
TOTAL	11-11	377/34.3	72-161	.447	35-88	.398	31-38	.816	11	29	40	3.6	26	0	23	15	2	14	210	19.1	
All*	38-11	606/15.9	89-214	.416	47-123	.382	35-42	.833	19	41	60	1.6	53	0	33	22	3	20	260	6.8	

\* Statistics from prior team/school



Ryan  
JOHNSON

G • 6-5 • 192 • R-So. • JC  
Greensboro, N.C. / Tallahassee CC

BIO

2015-16 (Tallahassee CC)

- Averaged 11.3 points per game, scoring 20+ in five games
- Scored career-high 30 pts vs St. Petersburg College
- Averaged 4.6 reboudns and 1.3 assists

2014-15 (Tallahassee CC)

- Redshirted season

HIGH SCHOOL

- Averaged 27.0 points, 6.0 rebounds, 4.0 assists
- Scored over 2,000 career points
- Rated as 16th overall prospect, No. 2 wing/guard in North Carolina by Pheom Hoops Report

PERSONAL

- Originally from Greensboro, N.C.

13

TOP PERFORMANCES

POINTS	
Season:	12, at George Mason (12/3/16)
Career:	12, at George Mason (12/3/16)

FG MADE	
Season:	5, at George Mason (12/3/16)
Career:	5, at George Mason (12/3/16)

FG ATTEMPTS	
Season:	8, at George Mason (12/3/16)
Career:	8, at George Mason (12/3/16)

3-POINT FGM	
Season:	2, 4x, at George Mason (12/3/16)
Career:	2, 4x, at George Mason (12/3/16)

3-POINT FGA	
Season:	5, vs East Carolina (11/25/16)
Career:	5, vs East Carolina (11/25/16)

FT MADE	
Season:	6, Oglethorpe (12/07/16)
Career:	6, Oglethorpe (12/07/16)

FT ATTEMPTS	
Season:	7, Oglethorpe (12/07/16)
Career:	7, Oglethorpe (12/07/16)

REBOUNDS	
Season:	7, vs Florida (11/13/16)
Career:	7, vs Florida (11/13/16)

ASSISTS	
Season:	2, vs East Carolina (11/25/16)
Career:	2, vs East Carolina (11/25/16)

STEALS	
Season:	1, 2x, Oglethorpe (12/07/16)
Career:	1, 2x, Oglethorpe (12/07/16)

MINUTES	
Season:	20, vs East Carolina (11/25/16)
Career:	20, vs East Carolina (11/25/16)

2016-17 GAME-BY-GAME STATISTICS

Opponent	Date	GS	Min	FG	FGA	Pct	3FG	FGA	Pct	FT	FTA	Pct	O	D	Tot	Avg	PF	FO	A	TO	Blk	Stl	Pts	Avg
BREWTON-PARKER	11/11/16	13	2	4	.500	1	2	.500	0	0	.000	1	5	6	6.0	1	0	1	0	0	0	5	5.0	
vs Florida	11/13/16	18	3	6	.500	1	2	.500	0	0	.000	1	6	7	6.5	1	0	1	0	0	0	7	6.0	
GA. SOUTHERN	11/20/16	16	0	3	.000	0	1	.000	0	0	.000	0	3	3	5.3	4	0	0	1	0	0	0	4.0	
RADFORD	11/22/16	11	3	5	.600	2	3	.667	0	1	.000	0	1	1	4.3	1	0	0	0	0	0	8	5.0	
vs East Carolina	11/25/16	20	4	7	.571	2	5	.400	0	0	.000	2	4	6	4.6	3	0	2	2	0	0	10	6.0	
vs Akron	11/26/16	11	0	5	.000	0	2	.000	2	2	1.000	1	2	3	4.3	0	0	0	0	0	0	2	5.3	
DAVIDSON	11/29/16	17	3	5	.600	2	4	.500	2	2	1.000	1	4	5	4.4	2	0	0	1	0	0	10	6.0	
at George Mason	12/3/16	14	5	8	.625	2	4	.500	0	0	.000	1	2	3	4.3	0	0	0	0	0	1	12	6.8	
OGLETHORPE	12/07/16	17	2	5	.400	1	1	1.000	6	7	.857	3	3	6	4.4	1	0	0	1	0	1	11	7.2	
at Clemson	12/10/16	8	1	1	1.000	0	0	.000	0	0	.000	1	1	2	4.2	5	1	0	0	0	0	2	6.7	
at Auburn	12/18/16	9	0	1	.000	0	1	.000	4	4	1.000	0	1	1	3.9	2	0	1	0	0	0	4	6.5	
LA SALLE	12/22/16	13	1	2	.500	0	1	.000	0	0	.000	1	5	6	4.1	2	0	0	2	0	0	2	6.1	
Totals		0	167	24	52	.462	11	26	.423	14	16	.875	12	37	49	4.1	22	1	5	7	0	2	73	6.1

CAREER STATISTICS

Season	gp-gs		Total		3-Point		F-Throws		Rebounds											Scoring	
			fg-fga	pct	fg-fga	pct	ft-fta	pct	off	def	tot	avg	pf	fo	ast	to	blk	stl		pts	avg
2016-17	12-0	167/13.9	24-52	.462	11-26	.423	14-16	.875	12	37	49	4.1	22	1	5	7	0	2		73	6.1
TOTAL	12-0	167/13.9	24-52	.462	11-26	.423	14-16	.875	12	37	49	4.1	22	1	5	7	0	2		73	6.1





# Ethan STAIR

**G • 6-5 • 205 • So. • 1L**  
**Hazel Green, Ala. / Hazel Green HS**

## BIO

### 2016-17

- Injury will sideline him for the entire season

### 2015-16

- Career-high 15 points at Wofford (2/11/16)
- Career-high 9 rebounds vs. W. Michigan (11/29)
- 10 games of 10+ points

### HIGH SCHOOL

- Averaged 22.4 points and 12.3 boards as a senior
- Recorded over 1,500 points and 1,000 rebounds in career
- All-State selection as a senior
- Team won state title in 2012
- Hazel Green HS record holder in 50-meter freestyle in swimming

### PERSONAL

- Son of David and Jackie Stair
- Has one brother and one sister
- Born on November 6, 1996

## 2016-17 GAME-BY-GAME STATISTICS

Opponent	Date	GS	Min	FG	FGA	Pct	3FG	FGA	Pct	FT	FTA	Pct	O	D	Tot	Avg	PF	FO	A	TO	Blk	Stl	Pts	Avg
.																								

**Totals**

.

# 14

## TOP PERFORMANCES

### POINTS

Season: -  
Career: 15, at Wofford (2/11/16)

### FG MADE

Season: -  
Career: 6, at Wofford (2/11/16)

### FG ATTEMPTS

Season: -  
Career: 10, 3x, at VMI (2/25/16)

### 3-POINT FGM

Season: -  
Career: 2, 3x, vs. ETSU (2/20/16)

### 3-POINT FGA

Season: -  
Career: 5, vs. The Citadel (2/6/16)

### FT MADE

Season: -  
Career: 4, at VMI (2/25/16)

### FT ATTEMPTS

Season: -  
Career: 4, 6x, at VMI (2/25/16)

### REBOUNDS

Season: -  
Career: 9, vs. Western Michigan (11/29/15)

### ASSISTS

Season: -  
Career: 5, vs. The Citadel (2/6/16)

### BLOCKS

Season: -  
Career: 1, 4x, vs. ETSU (2/20/16)

### STEALS


Season: -  
Career: 3, 3x, at Wofford (2/11/16)

### MINUTES

Season: -  
Career: 37, at Wofford (2/11/16)

## CAREER STATISTICS

Season	gp-gs	min/avg	Total		3-Point		F-Throws		Rebounds				pf	fo	ast	to	blk	stl	Scoring	
			fg-fga	pct	fg-fga	pct	ft-fta	pct	off	def	tot	avg							pts	avg
2015-16	34-11	822/24.2	86-201	.428	18-64	.281	33-53	.623	44	98	142	4.2	76	3	37	44	6	22	223	6.6
TOTAL	34-11	822/24.2	86-201	.428	18-64	.281	33-53	.623	44	98	142	4.2	76	3	37	44	6	22	223	6.6



# Stephon JELKS

F • 6-6 • 225 • Jr. • 2L  
Marietta, Ga. / North Cobb Christian School

## BIO

### 2015-16

- Career-high 24 points and career-high 17 rebounds at The Citadel (1/9)
- 10 double-doubles on the season
- 4 games of 20+ points
- 4 games of 15+ rebounds, 13 games of 10+ rebounds
- SoCon Player of the Month for December

- Career-high 9 rebounds in SoCon Tournament vs. VMI (3/7)
- Multiple rebounds in 23 games

### HIGH SCHOOL

- Averaged 14.1 points, 10.3 rebounds as a senior
- Region Co-MVP as junior
- Also played football

### PERSONAL

- Son of Stephanie Hargett
- Born on July 4, 1996 in Valdosta Ga.

### 2014-15

- Selected to SoCon All-Freshman Team
- Season-high 14 points twice (vs. Wofford, vs. ETSU)
- 10+ points in six games & four-straight games played

## 2016-17 GAME-BY-GAME STATISTICS

Opponent	Date	GS	Min	FG	FGA	Pct	3FG	FGA	Pct	FT	FTA	Pct	O	D	Tot	Avg	PF	FO	A	TO	Blk	Stl	Pts	Avg	
BREWTON-PARKER	11/11/16	*	22	5	9	.556	0	2	.000	0	0	.000	4	3	7	7.0	1	0	4	3	0	0	10	10.0	
vs Florida	11/13/16	*	19	2	4	.500	1	3	.333	0	0	.000	0	1	1	4.0	2	0	0	2	1	0	5	7.5	
GA. SOUTHERN	11/20/16	*	29	4	5	.800	1	2	.500	6	6	1.000	3	6	9	5.7	1	0	5	2	0	0	15	10.0	
RADFORD	11/22/16	*	29	0	3	.000	0	2	.000	4	4	1.000	1	4	5	5.5	1	0	0	2	1	1	4	8.5	
vs East Carolina	11/25/16	*	20	4	10	.400	2	5	.400	0	0	.000	3	2	5	5.4	4	0	0	0	1	0	10	8.8	
vs Akron	11/26/16	*	29	2	5	.400	1	3	.333	0	0	.000	1	5	6	5.5	1	0	1	2	0	1	5	8.2	
DAVIDSON	11/29/16	*	16	1	3	.333	1	3	.333	1	2	.500	0	5	5	5.4	0	0	1	3	0	0	4	7.6	
at George Mason	12/3/16	*	21	0	2	.000	0	0	.000	0	0	.000	2	5	7	5.6	3	0	3	0	0	0	0	6.6	
OGLETHORPE	12/07/16	*	20	1	4	.250	0	0	.000	3	4	.750	4	1	5	5.6	1	0	4	1	0	0	5	6.4	
at Clemson	12/10/16	*	29	1	5	.200	0	2	.000	2	2	1.000	1	3	4	5.4	3	0	0	0	1	0	4	6.2	
at Auburn	12/18/16	*	30	3	8	.375	0	4	.000	3	4	.750	3	6	9	5.7	4	0	1	1	0	0	9	6.5	
LA SALLE	12/22/16	*	42	2	4	.500	1	3	.333	3	4	.750	2	8	10	6.1	1	0	0	1	0	0	8	6.6	
Totals			12	306	25	62	.403	7	29	.241	22	26	.846	24	49	73	6.1	22	0	19	17	4	2	79	6.6

## TOP PERFORMANCES

POINTS	
Season:	15, Georgia Southern (11/20/16)
Career:	24, at The Citadel (1/9/16)
FG MADE	
Season:	5, Brewton-Parker (11/11/16)
Career:	9, 2x, at Samford (2/1/16)
FG ATTEMPTS	
Season:	10, vs. East Carolina (11/25/16)
Career:	17, at The Citadel (1/9/16)
3-POINT FGM	
Season:	2, vs. East Carolina (11/25/16)
Career:	4, 2x, vs. WCU (2/18/16)
3-POINT FGA	
Season:	5, vs. East Carolina (11/25/16)
Career:	8, at Davidson (11/23/15)
FT MADE	
Season:	6, Georgia Southern (11/20/16)
Career:	7, vs. George Mason (11/16/15)
FT ATTEMPTS	
Season:	6, Georgia Southern (11/20/16)
Career:	9, at Kennesaw State (12/30/15)
REBOUNDS	
Season:	10, La Salle (12/22/16)
Career:	17, at The Citadel (1/9/16)
ASSISTS	
Season:	5, Georgia Southern (11/20/16)
Career:	5, 2x, Georgia Southern (11/20/16)
BLOCKS	
Season:	1, 4x, at Clemson (12/10/16)
Career:	2, 2x, at Arkansas (12/19/15)
STEALS	
Season:	1, 2x, vs. Akron (11/26/16)
Career:	3, 2x, at Arkansas (12/19/15)
MINUTES	
Season:	42, La Salle (12/22/16)
Career:	42, La Salle (12/22/16)

## CAREER STATISTICS

			Total		3-Point		F-Throws		Rebounds										Scoring	
Season	gp-gs	min/avg	fg-fga	pct	fg-fga	pct	ft-fga	pct	off	def	tot	avg	pf	fo	ast	to	blk	stl	pts	avg
2014-15	31-1	397/12.8	61-116	.526	12-27	.444	25-37	.676	39	62	101	3.3	34	0	14	16	6	14	159	5.1
2015-16	34-34	987/29.0	138-320	.431	48-135	.356	73-93	.785	82	202	284	8.4	81	2	66	50	11	29	397	11.7
2016-17	12-12	306/25.5	25-62	.403	7-29	.241	22-26	.846	24	49	73	6.1	22	0	19	17	4	2	79	6.6
TOTAL	77-47	1690/21.9	224-498	.450	67-191	.351	120-156	.769	145	313	458	5.9	137	2	99	83	21	45	635	8.2



# Darius ROY

**G • 6-2 • 170 • Fr. • HS**

**Lawton, Okla. / Lawton Eisenhower HS**

## BIO

### HIGH SCHOOL

- Led team to 2015 State Championship
- Named to 2015 State All-Tournament Team
- Named to VYPE PReseason Top 50 in the Class of 2016

# 20

## TOP PERFORMANCES

### POINTS

Season: 9, Oglethorpe (12/07/16)  
Career: 9, Oglethorpe (12/07/16)

### FG MADE

Season: 4, Oglethorpe (12/07/16)  
Career: 4, Oglethorpe (12/07/16)

### FG ATTEMPTS

Season: 8, Davidson (11/29/16)  
Career: 8, Davidson (11/29/16)

### 3-POINT FGM

Season: 1, Oglethorpe (12/07/16)  
Career: 1, Oglethorpe (12/07/16)

### 3-POINT FGA

Season: 2, 2x, Oglethorpe (12/07/16)  
Career: 2, 2x, Oglethorpe (12/07/16)

### FT MADE

Season: 2, vs Florida (11/13/16)  
Career: 2, vs Florida (11/13/16)

### FT ATTEMPTS

Season: 4, vs Florida (11/13/16)  
Career: 4, vs Florida (11/13/16)

### REBOUNDS

Season: 5, 2x, Ga. Southern (11/20/16)  
Career: 5, 2x, Ga. Southern (11/20/16)

### ASSISTS

Season: 3, Oglethorpe (12/07/16)  
Career: 3, Oglethorpe (12/07/16)

### BLOCKS

Season: 0  
Career: 0

### STEALS

Season: 3, Oglethorpe (12/07/16)  
Career: 3, Oglethorpe (12/07/16)

### MINUTES

Season: 20, Oglethorpe (12/07/16)  
Career: 20, Oglethorpe (12/07/16)

## 2016-17 GAME-BY-GAME STATISTICS

Opponent	Date	GS	Min	FG	FGA	Pct	3FG	FGA	Pct	FT	FTA	Pct	O	D	Tot	Avg	PF	FO	A	TO	Blk	Stl	Pts	Avg
BREWTON-PARKER	11/11/16		6	1	3	.333	0	2	.000	0	0	.000	1	1	2	2.0	0	0	0	1	0	0	2	2.0
vs Florida	11/13/16		12	0	3	.000	0	0	.000	2	4	.500	2	3	5	3.5	1	0	1	0	0	2	2	2.0
GA. SOUTHERN	11/20/16		9	0	2	.000	0	0	.000	0	0	.000	2	3	5	4.0	0	0	1	0	0	1	0	1.3
RADFORD	11/22/16		2	0	1	.000	0	1	.000	0	0	.000	0	0	0	3.0	0	0	0	0	0	0	0	1.0
vs East Carolina	11/25/16		3	0	0	.000	0	0	.000	0	0	.000	0	0	0	2.4	0	0	0	0	0	0	0	0.8
vs Akron	11/26/16		5	1	2	.500	0	0	.000	0	0	.000	1	1	2	2.3	1	0	0	0	0	0	2	1.0
DAVIDSON	11/29/16		16	1	8	.125	0	0	.000	0	0	.000	1	0	1	2.1	1	0	0	0	0	0	2	1.1
at George Mason	12/3/16		4	0	0	.000	0	0	.000	0	0	.000	0	0	0	1.9	1	0	0	0	0	0	0	1.0
OGLETHORPE	12/07/16		20	4	6	.667	1	2	.500	0	0	.000	0	2	2	1.9	1	0	3	2	0	3	9	1.9
at Clemson	12/10/16		11	2	3	.667	0	1	.000	1	2	.500	2	0	2	1.9	0	0	0	1	0	0	5	2.2
at Auburn	12/18/16		0	0	0	.000	0	0	.000	0	0	.000	0	0	0	1.7	0	0	0	0	0	0	0	2.0
LA SALLE	12/22/16		DNP																					
Totals		0	88	9	28	.321	1	6	.167	3	6	.500	9	10	19	1.7	5	0	5	4	0	6	22	2.0

## CAREER STATISTICS

			Total		3-Point		F-Throws		Rebounds											Scoring	
Season	gp-gs	min/avg	fg-fga	pct	fg-fga	pct	ft-fta	pct	off	def	tot	avg	pf	fo	ast	to	blk	stl	pts	avg	
2016-17	11-0	88/8.0	9-28	.321	1-6	.167	3-6	.500	9	10	19	1.7	5	0	5	4	0	6	22	2.0	
TOTAL	11-0	88/8.0	9-28	.321	1-6	.167	3-6	.500	9	10	19	1.7	5	0	5	4	0	6	22	2.0	



# Demetre RIVERS

G • 6-8 • 180 • Jr. • 2L  
Ladson, S.C. / Stratford HS

## BIO

### 2015-16

- Career-high 22 points at Wofford (2/11/16)
- 16 points and career-high 9 rebounds vs. The Citadel (2/6)
- 17 games of 10+ points

### 2014-15

- Hit a 3-pointer, had a steal and an assist in debut against Piedmont (11/14)
- First career rebound at Western Carolina (1/22)

### HIGH SCHOOL

- 2x All-State, 3x All-Region performer
- Averaged 18.1 points, 7.1 rebounds per game
- Selected to play in NC vs. SC All-Star game

### PERSONAL

- Full name is Demetre Earl Rivers
- Born on December 7, 1995
- Son of Kenneth and Wanda Rivers

23

## TOP PERFORMANCES


POINTS	
Season:	30, Oglethorpe (12/07/16)
Career:	30, Oglethorpe (12/07/16)
FG MADE	
Season:	11, Oglethorpe (12/07/16)
Career:	11, Oglethorpe (12/07/16)
FG ATTEMPTS	
Season:	16, Oglethorpe (12/07/16)
Career:	19, at Arkansas (12/19/15)
3-POINT FGM	
Season:	5, Oglethorpe (12/07/16)
Career:	5, Oglethorpe (12/07/16)
3-POINT FGA	
Season:	9, Oglethorpe (12/07/16)
Career:	9, Oglethorpe (12/07/16)
FT MADE	
Season:	6, Georgia Southern (11/20/16)
Career:	10, Hiwassee (12/02/15)
FT ATTEMPTS	
Season:	7, Georgia Southern (11/20/16)
Career:	11, 2x, Alcorn (12/05/15)
REBOUNDS	
Season:	6, at Auburn (12/18/16)
Career:	9, The Citadel (02/06/16)
ASSISTS	
Season:	3, Oglethorpe (12/07/16)
Career:	4, 2x, at Wofford (02/11/16)
BLOCKS	
Season:	1, 3x, at George Mason (12/03/16)
Career:	2, Western Carolina (02/18/16)
STEALS	
Season:	1, 2x, at George Mason (12/03/16)
Career:	2, 2x, at Western Carolina (1/24/16)
MINUTES	
Season:	47, La Salle (12/22/16)
Career:	47, La Salle (12/22/16)

## 2016-17 GAME-BY-GAME STATISTICS

Opponent	Date	GS	Min	FG	FGA	Pct	3FG	FGA	Pct	FT	FTA	Pct	O	D	Tot	Avg	PF	FO	A	TO	Blk	Stl	Pts	Avg	
BREWTON-PARKER	11/11/16	*	31	8	15	.533	2	5	.400	0	0	.000	2	2	4	4.0	2	0	1	1	0	0	18	18.0	
vs Florida	11/13/16	*	16	1	4	.250	0	2	.000	0	0	.000	0	1	1	2.5	5	1	2	2	0	0	2	10.0	
GA. SOUTHERN	11/20/16	*	22	3	4	.750	1	2	.500	6	7	.857	0	3	3	2.7	2	0	1	2	0	0	13	11.0	
RADFORD	11/22/16	*	33	7	7	1.000	1	1	1.000	1	1	1.000	0	2	2	2.5	4	0	2	2	0	0	16	12.3	
vs East Carolina	11/25/16	*	39	4	9	.444	2	6	.333	0	0	.000	1	1	2	2.4	3	0	1	1	1	1	10	11.8	
vs Akron	11/26/16	*	34	3	5	.600	2	4	.500	4	6	.667	2	0	2	2.3	3	0	2	3	0	0	12	11.8	
DAVIDSON	11/29/16	*	23	2	5	.400	0	2	.000	2	2	1.000	0	1	1	2.1	1	0	0	4	1	0	6	11.0	
at George Mason	12/03/16	*	35	7	10	.700	2	4	.500	0	0	.000	1	2	3	2.3	2	0	2	1	1	1	16	11.6	
OGLETHORPE	12/07/16	*	26	11	16	.688	5	9	.556	3	3	1.000	0	2	2	2.2	0	0	3	0	0	0	30	13.7	
at Clemson	12/10/16	*	29	2	8	.250	1	5	.200	0	0	.000	0	2	2	2.2	1	0	1	3	0	0	5	12.8	
at Auburn	12/18/16	*	31	4	8	.500	2	4	.500	0	0	.000	4	2	6	2.5	5	1	0	2	0	0	10	12.5	
LA SALLE	12/22/16	*	47	7	14	.500	0	1	.000	1	3	.333	1	4	5	2.8	4	0	1	1	0	0	15	12.8	
Totals			12	366	59	105	.562	18	45	.400	17	22	.773	11	22	33	2.8	32	2	16	22	3	2	153	12.8

## CAREER STATISTICS

Season	gp-gs		min/avg		Total		3-Point		F-Throws		Rebounds											Scoring	
					fg-fga	pct	fg-fga	pct	ft-fa	pct	off	def	tot	avg	pf	fo	ast	to	blk	stl		pts	avg
2014-15	21	0	43	2.0	1-8	.125	1-5	.200	3-4	.750	0	1	1	0.0	7	0	1	5	2	1		6	0.3
2015-16	34	33	823	24.2	112-260	.431	43-115	.374	64-74	.865	52	57	109	3.2	52	0	29	55	9	12		331	9.7
2016-17	12	12	366	30.5	59-105	.562	18-45	.400	17-22	.773	11	22	33	2.8	32	2	16	22	3	2		153	12.8
TOTAL	67	45	1232	18.4	172-373	.461	62-165	.376	84-100	.840	63	80	143	2.1	91	2	46	82	14	15		490	7.3



# Ross CUMMINGS

**G • 6-3 • 165 • Fr. • HS**

**Dickson, Tenn. / Creek Wood HS**

## BIO

### HIGH SCHOOL

- Led team to 31-2 record in junior season and first state quarterfinals appearance in school history
- Rated the No. 8 player in Tennessee in 2016 class by Hoop Seen

# 24

## TOP PERFORMANCES

### POINTS

Season: 10, Oglethorpe (12/07/16)  
Career: 10, Oglethorpe (12/07/16)

### FG MADE

Season: 4, Oglethorpe (12/07/16)  
Career: 4, Oglethorpe (12/07/16)

### FG ATTEMPTS

Season: 8, Oglethorpe (12/07/16)  
Career: 8, Oglethorpe (12/07/16)

### 3-POINT FGM

Season: 2, Oglethorpe (12/07/16)  
Career: 2, Oglethorpe (12/07/16)

### 3-POINT FGA

Season: 6, Oglethorpe (12/07/16)  
Career: 6, Oglethorpe (12/07/16)

### FT MADE

Season: 0  
Career: 0

### FT ATTEMPTS

Season: 0  
Career: 0

### REBOUNDS

Season: 3, vs Florida (11/13/16)  
Career: 3, vs Florida (11/13/16)

### ASSISTS

Season: 2, 2x, Oglethorpe (12/07/16)  
Career: 2, 2x, Oglethorpe (12/07/16)

### BLOCKS

Season: 0  
Career: 0

### STEALS

Season: 1, Radford (11/22/16)  
Career: 1, Radford (11/22/16)

### MINUTES

Season: 22, Oglethorpe (12/07/16)  
Career: 22, Oglethorpe (12/07/16)

## 2016-17 GAME-BY-GAME STATISTICS

Opponent	Date	GS	Min	FG	FGA	Pct	3FG	FGA	Pct	FT	FTA	Pct	O	D	Tot	Avg	PF	FO	A	TO	Blk	Stl	Pts	Avg
BREWTON-PARKER	11/11/16	11	1	1	11.000	1	1	1.000	0	0	.000	0	0	0	0.0	0	0	0	1	0	0	0	3	3.0
vs Florida	11/13/16	12	1	3	.333	0	0	.000	0	0	.000	2	1	3	1.5	2	0	2	1	0	0	0	2	2.5
GA. SOUTHERN	11/20/16	16	0	3	.000	0	3	.000	0	0	.000	0	0	0	1.0	0	0	0	1	0	0	0	0	1.7
RADFORD	11/22/16	7	0	1	.000	0	1	.000	0	0	.000	0	0	0	0.8	0	0	0	0	0	1	0	1.3	
vs East Carolina	11/25/16	DNP																						
vs Akron	11/26/16	2	0	0	.000	0	0	.000	0	0	.000	0	0	0	0.6	0	0	0	0	0	0	0	1.0	
DAVIDSON	11/29/16	13	0	4	.000	0	2	.000	0	0	.000	2	0	2	0.8	1	0	0	0	0	0	0	0.8	
at George Mason	12/3/16	2	0	0	.000	0	0	.000	0	0	.000	0	0	0	0.7	0	0	0	0	0	0	0	0.7	
OGLETHORPE	12/07/16	22	4	8	.500	2	6	.333	0	0	.000	1	1	2	0.9	0	0	2	1	0	0	10	1.9	
at Clemson	12/10/16	3	0	2	.000	0	2	.000	0	0	.000	0	1	1	0.9	1	0	0	2	0	0	0	1.7	
at Auburn	12/18/16	DNP																						
LA SALLE	12/22/16	DNP																						
Totals		0	88	6	22	.273	3	15	.200	0	0	.000	5	3	8	0.9	4	0	5	5	0	1	15	1.7

## CAREER STATISTICS

			Total		3-Point		F-Throws		Rebounds											Scoring	
Season	gp-gs	min/avg	fg-fga	pct	fg-fga	pct	ft-fa	pct	off	def	tot	avg	pf	fo	ast	to	blk	stl	pts	avg	
2016-17	9-0	88/9.8	6-22	.273	3-15	.200	0-0	.000	5	3	8	0.9	4	0	5	5	0	1	15	1.7	
TOTAL	9-0	88/9.8	6-22	.273	3-15	.200	0-0	.000	5	3	8	0.9	4	0	5	5	0	1	15	1.7	





# Rashad LEWIS

G • 5-8 • 156 • Jr. • JC  
Valdosta, Ga. / Tallahassee CC

## BIO

### 2015-16 (Tallahassee CC)

- Named FCSAA/NJCAA Region All-Tourney team and all-conference honors
- Scored 11.8 points per game, averaged 3.2 three-point made baskets per game ranking 11th in the country
- Shot .420 from behind the arc
- Scored 20+ points on six occasions, career high was 26

### HIGH SCHOOL

- Averaged 21.2 ppg as a junior, 19.3 ppg his senior year
- Named Region Player of the Year his senior season

### PERSONAL

- Originally from Brooklyn, N.Y.

### 2014-15 (Tallahassee CC)

- Averaged 6.4 ppg, Made 80 pct. of free throws
- Second on team with 35 steals

## 2016-17 GAME-BY-GAME STATISTICS

Opponent	Date	GS	Min	FG	FGA	Pct	3FG	FGA	Pct	FT	FTA	Pct	O	D	Tot	Avg	PF	FO	A	TO	Blk	Stl	Pts	Avg
BREWTON-PARKER	11/11/16	15	1	2	.500	0	1	.000	1	2	.500	0	1	1	1.0	0	0	2	0	0	1	3	3.0	
vs Florida	11/13/16	12	0	2	.000	0	0	.000	1	2	.500	0	0	0	0.5	2	0	0	2	0	1	1	2.0	
GA. SOUTHERN	11/20/16	8	0	2	.000	0	2	.000	0	0	.000	0	1	1	0.7	0	0	2	0	0	0	0	1.3	
RADFORD	11/22/16	14	1	2	.500	1	2	.500	0	0	.000	0	0	0	0.5	0	0	7	1	0	0	3	1.8	
vs East Carolina	11/25/16	10	1	2	.500	0	1	.000	0	0	.000	0	2	2	0.8	3	0	3	0	0	0	2	1.8	
vs Akron	11/26/16	7	0	0	.000	0	0	.000	0	0	.000	0	0	0	0.7	0	0	0	1	0	0	0	1.5	
DAVIDSON	11/29/16	16	1	6	.167	0	2	.000	0	0	.000	0	1	1	0.7	1	0	4	0	0	0	2	1.6	
at George Mason	12/3/16	5	0	2	.000	0	2	.000	0	0	.000	0	0	0	0.6	2	0	1	0	0	0	0	1.4	
OGLETHORPE	12/07/16	20	3	8	.375	2	6	.333	2	2	1.000	3	3	6	1.2	3	0	6	2	0	2	10	2.3	
at Clemson	12/10/16	14	2	9	.222	2	7	.286	0	0	.000	0	5	5	1.6	5	1	0	0	0	1	6	2.7	
at Auburn	12/18/16	4	1	11	.000	1	11	.000	0	0	.000	0	0	0	1.5	1	0	1	0	0	0	3	2.7	
LA SALLE	12/22/16	9	2	3	.667	1	1	1.000	0	0	.000	0	0	0	1.3	1	0	1	1	0	0	5	2.9	
Totals		0	134	12	39	.308	7	25	.280	4	6	.667	3	13	16	1.3	18	1	27	7	0	5	35	2.9

## TOP PERFORMANCES

POINTS		
Season:	10, Oglethorpe (12/07/16)	
Career:	10, Oglethorpe (12/07/16)	
FG MADE		
Season:	3, Oglethorpe (12/07/16)	
Career:	3, Oglethorpe (12/07/16)	
FG ATTEMPTS		
Season:	9, at Clemson (12/10/16)	
Career:	9, at Clemson (12/10/16)	
3-POINT FGM		
Season:	2, 2x, at Clemson (12/10/16)	
Career:	2, 2x, at Clemson (12/10/16)	
3-POINT FGA		
Season:	7, at Clemson (12/10/16)	
Career:	7, at Clemson (12/10/16)	
FT MADE		
Season:	2, Oglethorpe (12/07/16)	
Career:	2, Oglethorpe (12/07/16)	
FT ATTEMPTS		
Season:	2, 3x, Oglethorpe (12/07/16)	
Career:	2, 3x, Oglethorpe (12/07/16)	
REBOUNDS		
Season:	6, Oglethorpe (12/07/16)	
Career:	6, Oglethorpe (12/07/16)	
ASSISTS		
Season:	7, Radford (11/22/16)	
Career:	7, Radford (11/22/16)	
BLOCKS		
Season:	0	
Career:	N/A	
STEALS		
Season:	2, Oglethorpe (12/07/16)	
Career:	2, Oglethorpe (12/07/16)	
MINUTES		
Season:	20, Oglethorpe (12/07/16)	
Career:	20, Oglethorpe (12/07/16)	

## CAREER STATISTICS

Season	gp-gs		Total		3-Point		F-Throws		Rebounds											Scoring	
			fg-fga	pct	fg-fga	pct	ft-fta	pct	off	def	tot	avg	pf	fo	ast	to	blk	stl		pts	avg
2016-17	12-0	134/11.2	12-39	.308	7-25	.280	4-6	.667	3	13	16	1.3	18	1	27	7	0	5		35	2.9
TOTAL	12-0	134/11.2	12-39	.308	7-25	.280	4-6	.667	3	13	16	1.3	18	1	27	7	0	5		35	2.9



# Mac BRYDON

**C • 6-10 • 280 • Fr. • HS**  
**Charlotte, N.C. / Carmel Christian HS**

## BIO

### 2016-17

- Expected to redshirt the 2016-17 season

### HIGH SCHOOL

- Led team to undefeated conference slate and tournament championship his senior year, named all-conference
- Led team in rebounds and blocks for 3 straight seasons
- Graduated with 4.0 GPA, received AASCI Award for highest cumulative math grade in 2015 and 2016

# 33

## TOP PERFORMANCES

### POINTS

Season: -  
 Career: -

### FG MADE

Season: -  
 Career: -

### FG ATTEMPTS

Season: -  
 Career: -

### 3-POINT FGM

Season: -  
 Career: -

### 3-POINT FGA

Season: -  
 Career: -

### FT MADE

Season: -  
 Career: -

### FT ATTEMPTS

Season: -  
 Career: -

### REBOUNDS

Season: -  
 Career: -

### ASSISTS

Season: -  
 Career: -

### BLOCKS

Season: -  
 Career: -

### STEALS

Season: -  
 Career: -

### MINUTES

Season: -  
 Career: -

## 2016-17 GAME-BY-GAME STATISTICS

Opponent	Date	GS	Min	FG	FGA	Pct	3FG	FGA	Pct	FT	FTA	Pct	O	D	Tot	Avg	PF	FO	A	TO	Blk	Stl	Pts	Avg
.																								
Totals																								

## CAREER STATISTICS



JJ
N’GANGA

C • 6-10 • 250 • R-Sr. • TR
Aubervilliers, France / New Mexico

BIO

2015-16 (New Mexico)

• Did not play due to injury, awarded medical redshirt

2014-15 (New Mexico)

• Averaged 6.4 ppg, Made 80 pct. of free throws
• Second on team with 35 steals

HIGH SCHOOL

• Attended Sunrise Christian Academy in Wichita, Kan.
• Led team to 25-4 record his senior year

PERSONAL

• Full name is Jean-Jacques Francis N’Ganga
• The oldest of four children

JuCo (Northern Oklahoma College-Tonkawa)

• Played two seasons (2012-13, 2013-14) at NOC-Tonkawa
• Averaged 6.0 points and 5.4 rebounds per game
• Shot .468 from the field as a sophomore
• Awarded Hays Scholarship - given to player w/best GPA

2016-17 GAME-BY-GAME STATISTICS

Table with 23 columns: Opponent, Date, GS, Min, FG, FGA, Pct, 3FG, FGA, Pct, FT, FTA, Pct, O, D, Tot, Avg, PF, FO, A, TO, Blk, Stl, Pts, Avg. Rows include games against BREWTON-PARKER, GA. SOUTHERN, RADFORD, vs East Carolina, vs Akron, DAVIDSON, at George Mason, OGLETHORPE, at Clemson, at Auburn, LA SALLE, and a Totals row.

TOP PERFORMANCES

Table with 2 columns: Category and Value. Categories include POINTS, FG MADE, 3-POINT FGM, 3-POINT FGA, FT MADE, FT ATTEMPTS, REBOUNDS, ASSISTS, BLOCKS, STEALS, and MINUTES. Values show season and career performance.

^ - denotes from New Mexico

CAREER STATISTICS

Table with 19 columns: Season, gp-gs, min/avg, fg-fga, pct, 3-point fg-fga, pct, F-Throws ft-fga, pct, Rebounds off, def, tot, avg, pf, fo, ast, to, blk, stl, Scoring pts, avg. Rows include 2014-15\*, 2016-17, TOTAL, and All\*.

\* Statistics from prior team/school



# Andrew FISHLER

**C • 7-1 • 218 • R-Sr. • 1L**  
**Cumming, Ga. / Gulf Coast State**

## BIO

### 2015-16

- Career-high 20 points & 10 rebounds vs. Citadel (2/6)
- Career-best 8 blocks vs. Chattanooga (2/8)
- Scored 9 points in Mercer debut vs. Allen (11/13)

### 2014-15

- Redshirted season

### 2012-14 (Gulf Coast CC)

- Averaged 5.3 points, 4.8 boards and 2.6 blocks as a sophomore
- Holds program block records for single-game (6), season (76) and career (146)

### HIGH SCHOOL

- Holds Georgia block records for single-game (18), season (212) and career (308)
- Averaged 13.6 points and 8.1 rebounds per game as a senior

### PERSONAL

- Son of Todd and Nancy Fishler
- Has two brothers and one sister
- Born on August 24, 1993

## 55

## TOP PERFORMANCES

### POINTS

Season: 7, Georgia Southern (11/20/16)  
 Career: 20, The Citadel (02/06/16)

### FG MADE

Season: 3, 2x, Oglethorpe (12/07/16)  
 Career: 7, The Citadel (02/06/16)

### FG ATTEMPTS

Season: 5, Georgia Southern (11/20/16)  
 Career: 9, The Citadel (02/06/16)

### 3-POINT FGM

Season: N/A  
 Career: N/A

### 3-POINT FGA

Season: N/A  
 Career: N/A

### FT MADE

Season: 3, vs. Florida (11/13/16)  
 Career: 6, The Citadel (02/06/16)

### FT ATTEMPTS

Season: 5, vs. Florida (11/13/16)  
 Career: 9, The Citadel (02/06/16)

### REBOUNDS

Season: 4, 3x, Oglethorpe (12/07/16)  
 Career: 10, The Citadel (02/06/16)

### ASSISTS

Season: 1, Georgia Southern (11/20/16)  
 Career: 1, 3x, Georgia Southern (11/20/16)

### STEALS

Season: 1, Davidson (11/29/16)  
 Career: 1, 3x, Davidson (11/29/16)

### BLOCKS

Season: 5, Radford (11/22/16)  
 Career: 8, Chattanooga (02/08/16)

### MINUTES

Season: 13, Oglethorpe (12/07/16)  
 Career: 20, vs. Chattanooga (2/8/16)

## 2016-17 GAME-BY-GAME STATISTICS

Opponent	Date	GS	Min	FG	FGA	Pct	3FG	FGA	Pct	FT	FTA	Pct	O	D	Tot	Avg	PF	FO	A	TO	Blk	Stl	Pts	Avg
BREWTON-PARKER	11/11/16	10	0	2	.000	0	0	.000	1	2	.500	1	2	3	3.0	1	0	0	0	0	0	0	1	1.0
vs Florida	11/13/16	10	1	3	.333	0	0	.000	3	5	.600	1	0	1	2.0	2	0	0	0	0	1	0	5	3.0
GA. SOUTHERN	11/20/16	11	3	5	.600	0	0	.000	1	1	1.000	2	2	4	2.7	2	0	1	0	1	0	7	4.3	
RADFORD	11/22/16	12	0	2	.000	0	0	.000	2	2	1.000	1	3	4	3.0	1	0	0	1	5	0	2	3.8	
vs East Carolina	11/25/16	4	0	0	.000	0	0	.000	0	0	.000	0	0	0	2.4	0	0	0	0	0	0	0	3.0	
vs Akron	11/26/16	7	1	2	.500	0	0	.000	0	0	.000	1	0	1	2.2	4	0	0	1	0	0	2	2.8	
DAVIDSON	11/29/16	9	2	3	.667	0	0	.000	0	0	.000	2	1	3	2.3	1	0	0	0	0	1	4	3.0	
at George Mason	12/03/16	3	1	2	.500	0	0	.000	0	0	.000	0	0	0	2.0	2	0	0	0	0	0	2	2.9	
OGLETHORPE	12/07/16	13	3	4	.750	0	0	.000	0	3	.000	1	3	4	2.2	1	0	0	1	1	0	6	3.2	
at Clemson	12/10/16	10	0	0	.000	0	0	.000	2	2	1.000	0	2	2	2.2	1	0	0	1	2	0	2	3.1	
at Auburn	12/18/16	2	0	0	.000	0	0	.000	0	0	.000	0	0	0	2.0	1	0	0	0	0	0	0	2.8	
LA SALLE	12/22/16	4	0	0	.000	0	0	.000	0	0	.000	0	1	1	1.9	0	0	0	0	0	0	0	2.6	
Totals		0	95	11	23	.478	0	0	.000	9	15	.600	9	14	23	1.9	16	0	1	4	10	1	31	2.6

## CAREER STATISTICS

			Total		3-Point		F-Throws		Rebounds											Scoring	
Season	gp-gs	min/avg	fg-fga	pct	fg-fga	pct	ft-fta	pct	off	def	tot	avg	pf	fo	ast	to	blk	stl	pts	avg	
2015-16	31-6	239/7.7	33-69	.478	0-0	.000	21-35	.600	18	40	58	1.9	33	0	2	16	23	2	87	2.8	
2016-17	12-0	95/7.9	11-23	.478	0-0	.000	9-15	.600	9	14	23	1.9	16	0	1	4	10	1	31	2.6	
TOTAL	43-6	334/7.8	44-92	.478	0-0	.000	30-50	.600	27	54	81	1.9	49	0	3	20	33	3	118	2.7	