



@MercerMBB  
#BearDownMU  
#STIR

## MEN'S BASKETBALL NOTES

### MERCER BEARS

**4-3**  
OVERALL

**0-0**  
SOCON

**Bob Hoffman**  
HEAD COACH

**168-116**  
RECORD AT MERCER  
(NINTH SEASON)



VS.



### DAVIDSON WILDCATS

**5-3**  
OVERALL

**0-0**  
A-10

**Dave Paulsen**  
HEAD COACH

**19-27**  
RECORD AT GMU  
(SECOND SEASON)

## SCHEDULE

OVERALL 4-3 SoCon 0-0  
H 3-1 | A 0-0 | N 1-2

### NOVEMBER

Fri. 11	Brewton-Parker	ESPN3	W, 87-53
Sun. 13	! vs. Florida	ESPNU	L, 54-76
Sun. 20	^ Georgia Southern	ESPN3	W, 80-67
Tue. 22	^ Radford	ASN	W, 58-47
Fri. 25	^% vs. East Carolina	-	W, 70-66
Sat. 26	^% vs. TBD	-	L, 63-65
Tue. 29	Davidson	FB Live	L, 57-78

### DECEMBER

Sat. 3	at George Mason	-	4 p.m.
Wed. 7	Oglethorpe	ESPN3	7 p.m.
Sat. 10	at Clemson	ACC Net Extra	4 p.m.
Sun. 18	at Auburn	SEC Network	1 p.m.
Thur. 22	La Salle	ASN	7 p.m.
Wed. 28	at Kennesaw State	-	7 p.m.
Sat. 31	* at Wofford	-	1 p.m.

### JANUARY

Mon. 2	* at Furman	-	7 p.m.
Thur. 5	* VMI	ESPN3	7:30 p.m.
Sat. 7	* ETSU	ESPN3	4:30 p.m.
Wed. 11	* at Samford	-	8 p.m.
Sat. 14	* Chattanooga	ASN	2 p.m.
Thur. 19	* UNCG	ESPN3	7 p.m.
Sat. 21	* at Western Carolina	-	2 p.m.
Sat. 28	* The Citadel	ESPN3	4:30 p.m.
Mon. 30	* Western Carolina	ESPN3	7 p.m.

### FEBRUARY

Thur. 2	* Furman	ESPN3	7 p.m.
Sat. 4	* Wofford	ESPN3	4:30 p.m.
Thur. 9	* at VMI	ESPN3	7 p.m.
Sat. 11	* at ETSU	ESPN3	4 p.m.
Sat. 18	* at The Citadel	-	1 p.m.
Wed. 22	* UNCG	ESPN3	7 p.m.
Sat. 25	* at Chattanooga	-	5 p.m.
Mon. 27	* Samford	ESPN3	7 p.m.

### MARCH

3-6	& SoCon Tournament	ESPN3	TBA
-----	--------------------	-------	-----

### OPENING TIPOFF

Mercer will play in its first true road game Saturday when the Bears head to Northern Virginia for a game at George Mason Saturday afternoon.

### SERIES HISTORY

Mercer and George Mason will meet for the third time on Saturday as Mercer makes its first trip to Fairfax. Even at one win apiece in a series that is only four years old, the two teams first met at the Paradise Jam in 2012.

### LAST TIME OUT

Ryan Johnson matched a career-high 10 points while JJ N'Ganga registered a career-best 13 rebounds but Mercer could not stop a hot-shooting Davidson squad in a 78-57 loss Tuesday night at Hawkins Arena in Macon.

The Wildcats (5-1), who nailed 39 percent from long range, made 29 of 64 from the floor while holding Mercer (4-3) to 21-of-56 shooting. Davidson also won the rebound battle 43-30 and forced 18 turnovers. Davidson was led by Jack Gibbs' 33 points in an 8 of 14 performance from beyond the arc.

### TODAY'S MATCHUP IN THE RANKINGS

Ranking	Mercer	Opp.
ESPN BPI (ESPN.com)	-	-
ESPN RPI (ESPN.com)	78	211
KenPom (kenpom.com)	178	195
NCAA RPI (ncaa.com)	-	-
Warren Nolan (warrennolan.com)	83	201

### GAME INFORMATION

**Date/Time:** Saturday, Dec. 3 • 4 p.m.  
**Location:** Fairfax, Va. • EagleBank Arena (10,000)  
**Live Stats:** MercerBears.com/livestats  
**Twitter Updates:** @MercerMBB  
**Tickets:** tickets.mercer.edu

### SERIES INFORMATION

**Series Record:** Series tied, 1-1  
**In Macon:** Mercer leads, 1-0  
**In Fairfax:** First Meeting  
**Neutral/Unknown:** George Mason leads, 1-0  
**Last Meeting:** MER, 69-60, on 11/16/2015 in Macon  
**Streak:** Mercer, 1

### TV INFORMATION

**Television:** A-10 Network  
**Talent:** Bill Rohland (play-by-play)

### RADIO INFORMATION

**Radio:** Mercer Sports Network  
**Flagship:** 97.3 FM The Bull Icons (Macon)  
**Play-by-Play:** Rick Cameron

### STATISTICAL COMPARISON

	MERCER	Opp.
Scoring Average	67.0	71.6
Opp. Scoring Average	64.6	71.4
Scoring Margin	+2.4	+0.3
FG Percentage	.435	.437
3FG Percentage	.340	.256
FT Percentage	.748	.728
Rebounding Average	36.9	40.9
Assists Per Game	13.7	11.4
Steals Per Game	3.9	4.9
Blocks Per Game	2.9	3.1

! - in Jacksonville, Fla.  
^ - Savannah Invitational  
% - in Savannah, Ga.  
\* - Southern Conference game  
& - Southern Conference Tournament (Asheville, N.C.)

## MEDIA RELATIONS

**Patrick T. Walsh**

Assistant AD for Media Relations

e: walsh\_pt@mercer.edu

o: 478-301-5209

c: 318-514-9203

### MERCER STARTING FIVE (Based on Previous Game)

<b>0 RINGER</b> R-Jr.   F	<b>5 STRAWBERRY</b> Jr.   G	<b>10 HOLLAND</b> R-Jr.   G	<b>15 JELKS</b> Jr.   F	<b>23 RIVERS</b> Jr.   G
MIN 22.0	MIN 26.0	MIN 32.4	MIN 23.4	MIN 28.3
PPG 6.9	PPG 7.6	PPG 18.6	PPG 7.6	PPG 11.0
FG% 53.8%	FG% 37.8%	FG% 46.7%	FG% 46.2%	FG% 57.1%
3FG% N/A	3FG% 29.4%	3FG% 42.3%	3FG% 30.0%	3FG% 36.4%
AST 2	AST 28	AST 15	AST 11	AST 9

## NUMERICAL ROSTER

No.	Name	Pronunciation	Pos.	Ht.	Wt.	Yr.	Exp.	Hometown / Previous School
0	Desmond Ringer		F	6-9	255	R-Jr.	1L	McDonough, Ga. / South Carolina
1	Cory Kilby		F	6-7	195	So.	1L	Ada, Okla. / Ada HS
2	Jaylen Stowe		G	6-2	205	So.	1L	Harrisburg, N.C. / Hickory Ridge HS
3	Stephen Gavin		G	6-3	190	So.	SQ	Savannah, Ga. / Hilton Head Preparatory School
5	Jordan Strawberry		G	6-1	175	Jr.	2L	Anaheim, Calif. / South Kent School
10	Ria'n Holland	REE-on	G	6-0	152	R-Jr.	JC	Fayetteville, N.C. / Indian Hills CC
13	Ryan Johnson		G	6-5	192	R-So.	JC	Greensboro, N.C. / Tallahassee CC
14	Ethan Stair		G	6-5	205	So.	1L	Hazel Green, Ala. / Hazel Green HS
15	Stephon Jelks	STEF-on	F	6-6	225	Jr.	2L	Marietta, Ga. / North Cobb Christian School
20	Darius Roy		G	6-2	170	Fr.	HS	Lawton, Okla. / Lawton Eisenhower HS
23	Demetre Rivers	de-MEE-TREE	G	6-8	180	Jr.	2L	Ladson, S.C. / Stratford HS
24	Ross Cummings		G	6-3	165	Fr.	HS	Dickson, Tenn. / Creek Wood HS
25	Rashad Lewis		G	5-8	156	Jr.	JC	Valdosta, Ga. / Tallahassee CC
33	Mac Brydon		C	6-10	280	Fr.	HS	Charlotte, N.C. / Carmel Christian
44	JJ N'Ganga	NN-GAHNG-AH	C	6-10	250	R-Sr.	TR	Aubervilliers, France / New Mexico
55	Andrew Fishler		C	7-1	218	R-Sr.	1L	Cumming, Ga. / Gulf Coast State

## RADIO / TV ROSTER




**Desmond RINGER**  
F / 6-9 / 255  
R-Jr. / 1L  
McDonough, Ga.



**Cory KILBY**  
F / 6-7 / 195  
So. / 1L  
Ada, Okla.




**Jaylen STOWE**  
G / 6-4 / 200  
So. / 1L  
Harrisburg, N.C.




**Stephen GAVIN**  
G / 6-3 / 190  
So. / SQ  
Savannah, Ga.




**Jordan STRAWBERRY**  
G / 6-1 / 175  
Jr. / 2L  
Anaheim, Calif.



**Ria'n HOLLAND**  
G / 6-0 / 152  
R-Jr. / JC  
Fayetteville, N.C.



**Ryan JOHNSON**  
G / 6-5 / 192  
R-So. / JC  
Greensboro, N.C.



**Ethan STAIR**  
G / 6-5 / 205  
So. / 1L  
Hazel Green, Ala.



**Stephon JELKS**  
F / 6-6 / 225  
Jr. / 2L  
Marietta, Ga.




**Darius ROY**  
G / 6-2 / 170  
Fr. / HS  
Lawton, Okla.




**Demetre RIVERS**  
G / 6-8 / 180  
Jr. / 2L  
Ladson, S.C.



**Ross CUMMINGS**  
G / 6-3 / 165  
Fr. / HS  
Dickson, Tenn.




**Rashad LEWIS**  
G / 5-8 / 156  
Jr. / JC  
Valdosta, Ga.



**Mac BRYDON**  
C / 6-10 / 280  
Fr. / HS  
Charlotte, N.C.



**JJ N'GANGA**  
C / 6-10 / 250  
R-Sr. / TR  
Aubervilliers, France



**Andrew FISHLER**  
C / 7-1 / 218  
R-Sr. / 1L  
Cumming, Ga.



**Bob HOFFMAN**  
Head Coach  
Ninth Season  
Oklahoma Baptist, 1979



**Doug ESLEECK**  
Associate Head Coach  
Seventh Season  
North Carolina, 2005



**Jason EAKER**  
Assistant Coach  
Fourth Season  
UT Pan American, 2004



**Jarred MERRILL**  
Assistant Coach  
Second Season  
Oklahoma Christian, 2005



**Jonathan HOWARD**  
Director of Basketball Operations  
Fifth Season  
Oklahoma, 2006

## PRONUNCIATION GUIDE

Ria'n Holland  
Stephon Jelks  
Demetre Rivers  
JJ N'Ganga

REE-on  
STEF-on  
de-MEE-TREE  
NN-GANG-AH

Doug Esleeck  
Jason Eaker

ess-lick  
A-ker

## ON THE ROAD AGAIN FOR THE FIRST TIME

When Mercer plays at George Mason on Saturday it will mark the Bears first true road game of the season. The Nov. 13 game against Florida was played at Veterans Memorial Arena in Jacksonville in a game designated at a neutral site. And, despite having a satellite campus in Savannah and a strong #comMUnity presence by the fans, Mercer's two games over Thanksgiving weekend (East Carolina, Akron on Nov. 25-26) were also designated neutral site games..



### ALL-TIME SERIES

Overall	Series tied, 1-1
Home	Mercer leads, 1-0
Away	First Meeting
Neutral/Unknown Sites	George Mason leads, 1-0
Streak	Mercer, 1
Bob Hoffman vs. Davidson	1-1

## CONTINUING A-10 PLAY?

Saturday's game at George Mason will mark the Bears' second consecutive game against a team from the Atlantic 10 Conference and mark the middle of Mercer's "A-10" schedule. The Orange and Black are coming off a game against Davidson on Tuesday and now play at George Mason. Later this month (Dec. 22) the Bears will welcome La Salle to Hawkins Arena in Macon.

### Last 10 Meetings

Date	Location	W/L	Score
11/16/2012	St. Thomas, USVI	L	49-52
11/16/2015	Macon	W	69-60

## DEFENSE LOOKS TO RETURN TO STIFLING WAYS

Mercer's defense has been suffocating this season and that has been problematic for opponents. The Bears, ranked 47th in the nation in field goal percentage defense entering this week's games (38.4 percent) have not allowed four out of six opponents to shoot 40 percent or better against Mercer this season.

### Opponent Shooting Success?

FG%	Opponent	Date
46.5	vs. Akron	Nov. 26
40.4	vs. East Carolina	Nov. 25
36.8	Georgia Southern	Nov. 20
36.1	vs. Florida	Nov. 13
34.6	Radford	Nov. 22
31.3	Brewton-Parker	Nov. 11

## NOT JUST A MERCER THING, IT'S A SOCON THING

Mercer's scoring defense is currently ranked 59th nationally as opponents are averaging just 64.6 points per game on the Bears entering this week's contests but that does not seem to be limited just to the Bears. In fact, stellar scoring defenses are prevalent around the Southern Conference as, while Mercer is ranked 59th nationally, the Bears are second in the league. Both Mercer and UNCG (59.1) are limiting opponents to under 65 points per game this season.



### ALL-TIME RESULTS

Davidson	0-3
Dayton	0-1
Duquesne	0-0
Fordham	0-0
George Mason	1-1
George Washington	0-0
La Salle	16-8
Massachusetts	0-0
Rhode Island	0-1
Richmond	0-0
St. Bonaventure	0-0
Saint Joseph's	0-0
Saint Louis	0-1
VCU	1-4
<b>TOTAL</b>	<b>18-19</b>

## RIA'N CHANNELS HIS INNER PETULA CLARK

Early in his first season in a Mercer uniform, Ria'n Holland has already established himself as a dangerous threat from downtown. He enters this game as one of the better shooters in the nation from beyond the arc.

### Ria'n Holland from Downtown

Category	National Rank	SoCon Rank	Stat
3pt FG per game	42	2	3.14
3pt FG overall	36	2	22
3pt FG attempted	46	3	52
Points Per Game	106	4	18.6

A LOOK AT TODAY’S MATCHUP

STRAWBERRY DISH

	Mercer	GMU
3-pt Field Goal Attempts	143	227
Assist Turnover Ratio	106	255
Assists Per Game	180	300
Blocked Shots Per Game	222	203
Defensive Rebounds per Game	222	50
Fewest Fouls	80	301
Fewest Turnovers	126	248
Field-Goal Percentage	209	200
Field-Goal Percentage Defense	47	147
Free Throw Attempts	270	38
Free Throws Made	239	41
Free-Throw Percentage	51	150
Offensive Rebounds Per Game	121	113
Personal Fouls Per Game	30	192
Rebound Margin	140	38
Scoring Defense	59	174
Scoring Margin	189	217
Scoring Offense	304	236
Steals Per Game	335	295
Three Pt FG Defense	167	168
Three-Point Field Goals Per Game	180	341
Three-Point Field-Goal Percentage	199	342
Total 3-point FGM	154	314
Total Assists	154	185
Total Blocks	207	138
Total Rebounds	146	10
Total Rebounds Per Game	171	40
Total Steals	318	227
Turnover Margin	228	266
Turnovers Forced	318	321
Turnovers Per Game	62	118
Won-Lost Percentage	151	128

Prior to the 2016-17 season, Mercer guard Jordan Strawberry expressed his desire to lead the nation in assists. The junior guard is already one of the top givers in the Southern Conference entering this week’s games.

Category	National Rank	SoCon Rank	Stat
Total Assists	157	6	28
Assists per game	173	8	4.0
Assist to Turnover Ratio	125	6	2.33

RIA’N MAKES IT RAI’N

What a Mercer debut for Ria’n Holland. The redshirt junior that previously played at Wichita State by way of Indian Hills CC made his inaugural game in a Bears uniform a memorial one as he scored a game-high 24 points and was 5-for-11 from behind the arc.

LOCK DOWN D...

Mercer’s defense has already made quite a statement early this season. The Bears enter this week’s game ranked 47th in the nation (and first in the Southern Conference) in field goal percentage defense, holding opponents to only a 38.4 success rate in shooting the ball. That includes holding Florida - a perennial power house that averaged 42.6 percent shooting last year - to only 36.1 percent from the field on Nov. 13 against Mercer.

...STARTED AT THE BEGINNING...

Mercer’s defense made an impressive showing in the second half of the season opener against Brewton-Parker on Friday, Nov. 11. The Bears made 22 consecutive defensive stops and held BPC scoreless over the final 12:25 in the game. Not a surprising performance, considering its numbers last year...

MID-MAJOR RANKINGS

COLLEGE INSIDER

RK	TEAM	REC	PTS	PRV	CONFERENCE
1.	Gonzaga (26)	6-0	770	1	West Coast
2.	Saint Mary's (5)	5-0	748	2	West Coast
3.	Valparaiso	6-1	685	6	Horizon
4.	Wichita State	5-2	663	3	Missouri Valley
5.	UNCW	5-1	640	4	Colonial
6.	Ohio	4-0	574	7	Mid-American
7.	Fort Wayne	4-2	482	18	Summit
8.	Chattanooga	4-2	461	10	Southern
9.	ETSU	5-1	455	22	Southern
10.	Monmouth	4-2	445	11	Metro Atlantic
11.	UT Arlington	4-3	388	13	Sun Belt
12.	Northern Iowa	3-2	383	12	Missouri Valley
13.	Illinois State	2-2	374	8	Missouri Valley
14.	BYU	4-2	345	5	West Coast
15.	Princeton	2-2	250	15	Ivy League
16.	Stephen F. Austin	2-1	247	14	Southland
17.	Tennessee State	6-0	245	20	Ohio Valley
18.	Belmont	1-3	233	9	Ohio Valley
19.	Florida Gulf Coast	3-3	206	21	Atlantic Sun
20.	Arkansas State	6-1	178	25	Sun Belt

21.	Akron	5-1	161	NR	Mid-American
22.	North Dakota State	5-2	157	17	Summit
23.	Elon	5-1	131	NR	Colonial
24.	Utah Valley	4-1	111	NR	Western Athletic
25.	Oakland	6-1	85	24	Horizon

**Others receiving votes:** Grand Canyon 84, Vermont 77, Iona 70, South Alabama 64, Yale 52, Wright State 41, Albany 32, Long Beach State 29, William & Mary 28, Lehigh 20, UL Lafayette 17, Eastern Michigan 13, Sam Houston State 12, UC Irvine 12, Boston University 10, Central Michigan 10, Charleston 10, North Florida 10, Pepperdine 10, Siena 10, South Dakota 10, Texas A&M Corpus Christi 9, CSU Bakersfield 8, New Mexico State 7, Winthrop 6, Missouri State 5, Texas Southern 3, Green Bay 2, New Hampshire 2, Eastern Washington 1, LIU Brooklyn 1, San Francisco 1, UT Martin 1.

**...RESPONSIBLE FOR DRY SPELLS...**

If at first you don't succeed, try again. Surely that is Mercer opponents' mantra this season as the Bears defense is leaving other teams plenty of rebound opportunities. A stingy defense forced East Carolina on Nov. 25 to not make a field goal in two long stretches that combined for 12 minutes and then even held Davidson on Nov. 29 to a 5 1/2 minute stretch without a field goal.

**OPPONENT DRY SPELLS**

<b>FG Made Drought</b>	<b>Opponent</b>	
12:25	Brewton-Parker	Nov. 11
12'+	East Carolina	Nov. 25
5:30+	Davidson	Nov. 29
4'+	East Carolina	Nov. 25

**...INCLUDED A DEJA VU...**

Had we seen that before? Mercer's defense went into lock down mode over the final seven minutes of the Bears' Nov. 20 game against Georgia Southern at Hawkins Arena, allowing only four points out of the opponents as Mercer ended the game on a 25-4 run. If that seems like a deja vu, maybe that's because it was...

**...CONTINUED FROM LAST YEAR**

The Bears held opponents to a combined shooting percentage of .402 from the field last season, the best mark in the SoCon. The Bears held 14 opponents to shooting under .400 percent from the floor. Mercer's defense has held four teams to 50 points or less last season (Alabama State, Alcorn State, Hiwassee and Samford).

**JELKS RETURNS, WITH HONORS**

An offseason after claiming All-Southern Conference honors, forward Stephon Jelks returns to Mercer for his junior season with fanfare. The Marietta, Georgia native was named to the 2016-17 Preseason All-SoCon Team by a vote of the league's coaches.

**2016-17 PRESEASON ALL-SOCON TEAM**

T.J. Cromer, ETSU	Casey Jones, Chattanooga
Hanner Mosquera-Perea, ETSU	Tre' McLean, Chattanooga
Devin Sibley, Furman	Justin Tuoyo, Chattanooga
<b>Stephon Jelks, Mercer</b>	QJ Peterson, VMI
R.J. White, UNCG	Fletcher Magee, Wofford

**BOUNCING BACK**

Mercer is 46-16 after a loss over the last five (entering six) seasons. That mark added two wins so far this year as the season opener followed last season's loss to Coastal Carolina while Mercer rebounded to the loss against Florida by beating Georgia Southern.

**HOME, SWEET, HOME**

Mercer is 77-10 at Hawkins Arena since the start of the 2011-12 season. The Bears have lost just twice against a non-conference opponent in the regular season at Hawkins Arena since the beginning of the 2012 season, falling to Dartmouth, 67-51 on December 16, 2014 and then to Davidson, 78-57, on November 29, 2016.

**NOT IN OUR HOUSE**

Mercer excelled when playing in Hawkins Arena during the 2015-16 season. The Bears finished the regular season 11-3 at home with a scoring margin of +12.1 points in those games. The Orange and Black allowed opponents just 62.2 points per game and a field goal percentage of .376. That kind of success will look to be emulated as the 2016-17 season begins to get underway.

**A PEACH OF A PROGRAM**

Over the last five years Mercer has registered more wins overall and more wins per year than any other Division I program in Georgia.

**ENTERING THIS SEASON...**

<b>School</b>	<b>Total Wins</b>	<b>Avg. Wins/Year</b>
Mercer	116	23.2
Georgia State	103	20.6
Georgia	91	18.2
Georgia Southern	80	16.0
Savannah State	78	15.6
Georgia Tech	76	15.2
Kennesaw State	33	6.6

**QUICK FACTS****MERCER UNIVERSITY**

Location	Macon, Ga.
Enrollment	8,557
Founded	1833
Nickname	Bears
Colors	Orange and Black
Affiliation	NCAA Division I
Conference	Southern
Arena (Capacity)	Hawkins Arena (3,500)
President	Dr. William D. Underwood
Athletics Director	Jim Cole
Athletics Phone	(478) 301-4130

**COACHING STAFF**

Head Coach	Bob Hoffman
Record at Mercer/Years	164-113/8
MBB Career Record/Years	476-267/22
Career Record/Seasons	564-282/25
Associate Head Coach	Doug Esleek
Assistant Coach	Jason Eaker
Assistant Coach	Jarred Merrill
Basketball Phone	(478) 301-5211

**BASKETBALL HISTORY**

First year of basketball	1906-07
Number of seasons	105
All-Time Record	1,212-1,145
Conference Regular Season Titles (Last)	7 (2014)
Conference Tournament Titles (Last)	3 (2014)
NCAA Tournament Appearances (Last)	3 (2014)
NCAA Record	1-3
NIT Appearances (Last)	1 (2013)
NIT Record	1-1
CollegiateInsider.com Tournament Appearances	2 (2016)
CIT Record	5-1
College Basketball Invitational Appearances	1 (2015)
CBI Record	1-1

**MEDIA RELATIONS**

Assistant AD/Media Relations (MBB Contact)	Patrick Walsh
Office Phone	(478) 301-5209
Cell	(318) 514-9203
E-mail	walsh_pt@mercer.edu
Assistant Director of Media Relations	Jenny Moss
Graduate Assistant	Gerrit Vangenderen

## SOUTHERN CONFERENCE

### 2016-17 STANDINGS

as of Nov. 30, 2016

Team	SoCon	Pct.	Overall	Pct.
ETSU	0-0	-	5-1	.833
Chattanooga	0-0	-	5-2	.714
UNCG	0-0	-	5-2	.714
<b>Mercer</b>	<b>0-0</b>	<b>-</b>	<b>4-3</b>	<b>.571</b>
Samford	0-0	-	4-3	.571
The Citadel	0-0	-	4-3	.571
Furman	0-0	-	3-4	.429
Western Carolina	0-0	-	2-5	.286
Wofford	0-0	-	2-5	.286
VMI	0-0	-	1-5	.167

### UPCOMING SCHEDULE

#### Saturday, December 3

USC Upstate at The Citadel	Noon
ULM at Chattanooga	2 p.m.
Western Carolina at Appalachian State	3:30 p.m.
Navy at Furman	4 p.m.
Mercer at George Mason	4 p.m.
Wofford at Miami (Fla.)	5:30 p.m.
Gardner-Webb at VMI	7 p.m.
Liberty at UNCG	7 p.m.

#### Sunday, December 4

Campbell at The Citadel	3 p.m.
Limestone at ETSU	4 p.m.
Jacksonville State at Samford	4 p.m.

#### Monday, December 5

Mars Hill at UNCG	7:30 p.m.
-------------------	-----------

#### Tuesday, December 6

Marshall at Chattanooga	7 p.m.
UVA-Wise at Wofford	7 p.m.
Furman at Liberty	7 p.m.

#### Wednesday, December 7

Oglethorpe at Mercer	7 p.m.
Toccoa Falls at The Citadel	7 p.m.
Western Carolina at West Virginia	7 p.m.

### PRESEASON POLL (COACHES)

Rank	Team (1st-Place Votes)	Total
1.	Chattanooga (8)	80
2.	ETSU (2)	74
3.	Wofford	57
4.	Mercer	55
5.	Furman	50
	UNCG	50
7.	Samford	32
8.	Western Carolina	20
9.	VMI	19
10.	The Citadel	13

### PRESEASON POLL (MEDIA)

Rank	Team (1st-Place Votes)	Total
1.	Chattanooga (26)	296
2.	ETSU (4)	268
3.	Furman	213
	Wofford	213
5.	Mercer	194
6.	UNCG	142
7.	Samford	113
8.	Western Carolina	112
9.	The Citadel	53
10.	VMI	48

## BEST FANS IN THE LAND

The Bears set the Hawkins Arena single game attendance record on Jan. 16, 2016 against Wofford as 4,502 fans packed the house and then reset the record three weeks later with 4,772 spectators on hand. Mercer was third the SoCon in attendance last season, averaging 3,070 fans per game. The Bears recorded sellouts in 10-of-14 games last year, including eight of nine Southern Conference contests.

## NON-CON EXCELLENCE

Last season Mercer finished with a non-conference record of 10-3, the best during head coach Bob Hoffman's eight-year tenure. The Bears previous best mark of nine wins came during the 2013-14 season that resulted in a trip to the NCAA Tournament. Mercer looks to match or best that this season.

## GIANT SLAYERS

Mercer's win over Arkansas on Dec. 22, 2015 was head coach Bob Hoffman's 10th win against high-major competition in eight seasons with the Bears. Six of the victories have come against teams from the SEC. He's also led the team to wins over Alabama (twice), Auburn, Duke (2014 NCAA Tournament) Florida State, Georgia Tech, Tennessee and Seton Hall and Ole Miss.

Hoffman and the Bears will have multiple chances to slay more giants this year with games at Clemson (Dec. 10) and Auburn (Dec. 18).

## MOVING ON UP

With the win over Alabama State last season, Mercer head coach Bob Hoffman passed Robert Wilder (147) for second place on the Mercer all-time wins list with 148. Hoffman currently has 164 wins at Mercer while Bill Bibb currently ranks first in Mercer all-time coaching victories with 222.

## REMEMBER, REMEMBER THE MONTH OF NOVEMBER

Last season Mercer finished it's best opening month in history, setting a program record for wins in November with six. Mercer was 6-1 and recorded wins over Allen, George Mason, Alabama State, Tulane, Appalachian State and Western Michigan.

## STAIR CLIMBING

Last year then-freshman guard Ethan Stair has made an impressive debut in his first season at Mercer. Stair scored a career-high 15 points at Wofford (2/11), finishing 6-of-10 from the field, and is averaging 6.6 points per game. The freshman also excels in crashing the glass, posting a career-high nine rebounds against Western Michigan while averaging 4.1 rebounds per game.

## WHAT'S IN A NAME?

Jordan Strawberry may have a famous name but he is using a different sport to prove he is his own man. The son of former New York Met Darryl Strawberry, Jordan is playing a different sport than his father but still finding a similar level of success. The 6-1 guard is in his junior season at Mercer and has the ability to be a game-changer on the court, just as his father was a game-changer on the diamond.

## NATIONAL POLLS

### ASSOCIATED PRESS

RK	TEAM	RECORD	PTS
1	Kentucky (40)	6-0	1,590
2	Villanova (20)	6-0	1,567
3	North Carolina (4)	7-0	1,497
4	Kansas	5-1	1,414
5	Duke	6-1	1,365
6	Virginia	6-0	1,286
7	Xavier	6-0	1,181
8	Gonzaga	6-0	1,112
9	Baylor (1)	6-0	1,068
10	Creighton	6-0	965
11	UCLA	7-0	955
12	Saint Mary's	5-0	866
13	Indiana	4-1	857
14	Louisville	5-1	808
15	Purdue	5-1	687
16	Arizona	5-1	655
17	Wisconsin	5-2	555
18	Butler	6-0	506
19	Iowa State	5-1	389
20	South Carolina	6-0	379
21	Rhode Island	5-1	354
22	Syracuse	4-1	229
23	Oregon	4-2	189
24	<b>Florida</b>	<b>6-1</b>	<b>154</b>
25	West Virginia	4-1	132

**Others receiving votes:** Maryland 126, Notre Dame 85, Cincinnati 49, Michigan State 28, Ohio State 22, Michigan 13, Temple 8, Southern Cal 7, Houston 6, Florida State 5, VCU 5, California 3, Tennessee State 2, Virginia Tech 1, Arkansas State 1, San Diego State 1, Colorado 1, Minnesota 1, Rutgers 1

### USA TODAY COACHES

RK	TEAM	RECORD	PTS
1	Kentucky (23)	6-0	784
2	Villanova (5)	6-0	756
3	North Carolina (2)	7-0	727
4	Duke (2)	6-1	668
5	Kansas	5-1	662
6	Virginia	6-0	659
7	Xavier	6-0	625
8	Gonzaga	6-0	534
9	UCLA	7-0	507
10	Indiana	4-1	457
11	Baylor	6-0	407
12	Creighton	6-0	400
13	Saint Mary's	5-0	388
14	Louisville	5-1	381
15	Arizona	5-1	364
16	Purdue	5-1	307
17	Wisconsin	5-2	250
18	Butler	6-0	200
19	West Virginia	4-1	157
20	Oregon	4-2	151
21	Iowa State	5-1	149
22	Maryland	7-0	144
23	South Carolina	6-0	141
24	Syracuse	4-1	133
25	Rhode Island	5-1	116

**Others receiving votes:** Florida 74, Notre Dame 64, Michigan 47, Michigan State 43, Cincinnati 18, Colorado 15, California 13, Texas A&M 13, Texas 10, Oklahoma State 9, Ohio State 7, Florida State 4, Miami 4, Oklahoma 3, Wichita St 2, Arkansas 2, Fort Wayne 1, VCU 1, Temple 1, Virginia Tech 1, Southern Cal 1

## SEASON/CAREER TOTALS

Double-Digit Scoring	16-17	Career
Stephon Jelks	3	31
Demetre Rivers	5	23
Jordan Strawberry	2	16
Ethan Stair	0	9
Desmond Ringer	2	6
Ria'n Holland	6	6
Ryan Johnson	2	2
Andrew Fishler	0	1
Cory Kilby	0	1

20+ Point Games	16-17	Career
Stephon Jelks	0	4
Jordan Strawberry	0	3
Ria'n Holland	3	3
Demetre Rivers	0	2
Andrew Fishler	0	1
Desmond Ringer	0	1

Games Led in Scoring	16-17	Career
Demetre Rivers	1	8
Stephon Jelks	0	7
Ria'n Holland	5	5
Jordan Strawberry	0	3
Desmond Ringer	0	2
Andrew Fishler	0	1
Ryan Johnson	1	1

Double-Doubles	15-16	Career
Stephon Jelks	0	10
Andrew Fishler	0	1

10+ Assist Games	16-17	Career
Jordan Strawberry	1	1

5+ 3-Point FG Games	16-17	Career
Ria'n Holland	2	2

## 2016-17 TEAM ALMANAC

Longest Winning Streak	3
Longest Losing Streak	2
Most Points Scored	87
Fewest Points Scored	54
Most Points Allowed	78
Fewest Points Allowed	47
Average Points Scored	67.0
Average Points Allowed	64.6

## 2016-17 INDIVIDUAL HIGHS

Most Points	26, R. Holland vs. East Carolina (11/25/16)
Most Rebounds	13, JJ N'Ganga vs. Davidson (11/29/16)
Most Blocks	5, A. Fishler vs. Radford (11/22/16)
Most Assists	11, J. Strawberry vs. Brewton-Parker (11/11/16)
Most Steals	3, R. Holland vs. Ga. Southern (11/20/16)

## NATIONAL RANKINGS

### THROUGH NOV. 30, 2016

#### TEAM

	NCAA	SoCon	Value
3-pt Field Goal Attempts	143	8	150
Assist Turnover Ratio	106	6	1.14
Assists Per Game	180	7	13.7
Blocked Shots Per Game	222	6	2.9
Defensive Rebounds per Game	222	6	25.00
Fewest Fouls	80	1	115
Fewest Turnovers	126	2	84
Field-Goal Percentage	209	5	43.5
Field-Goal Percentage Defense	47	1	38.4
Free Throw Attempts	270	7	115
Free Throws Made	239	6	86
Free-Throw Percentage	51	2	74.8
Offensive Rebounds Per Game	121	5	11.86
Personal Fouls Per Game	30	1	16.4
Rebound Margin	140	5	3.4
Scoring Defense	59	2	64.6
Scoring Margin	189	6	2.4
Scoring Offense	304	9	67.0
Steals Per Game	335	10	3.9
Three Pt FG Defense	167	5	33.9
Three-Point Field Goals Per Game	180	9	7.3
Three-Point Field-Goal Percentage	199	7	34.0
Total 3-point FGM	154	7	51
Total Assists	154	7	96
Total Blocks	207	6	20
Total Rebounds	146	5	258
Total Rebounds Per Game	171	5	36.86
Total Steals	318	10	27
Turnover Margin	228	8	-0.9
Turnovers Forced	318	9	11.14
Turnovers Per Game	62	1	12.0
Won-Lost Percentage	151	4	57.1

#### INDIVIDUAL

3-pt Field Goal Attempts			
Ria'n Holland	46	3	52
Assist-Turnover Ratio			
Jordan Strawberry	125	6	2.33
Points Per Game			
Ria'n Holland	106	4	18.6
Three-Point Field Goals Per Game			
Ria'n Holland	42	2	3.14
Three-Point Field Goal Pct.			
Ria'n Holland	88	5	42.3
Total 3-point FGM			
Ria'n Holland	36	2	22
Total Field Goal Attempts			
Ria'n Holland	122	2	92
Total Field Goals Made			
Ria'n Holland	124	2	43
Total Points			
Ria'n Holland	91	3	130

# 2016-17 MERCER MEN'S BASKETBALL

## RECORD BREAKDOWN

Overall	4-3
Home	3-1
Road	0-0
Neutral	1-2
Overtime	0-0
SoCon	0-0
SoCon Home	0-0
SoCon Road	0-0
In afternoon games	2-0
In night games	2-3
When scoring first	1-2
When opponent scores first	3-1
When leading at halftime	3-0
When trailing at halftime	1-3
When tied at halftime	0-0
Leading with 5:00 left	3-0
Trailing with 5:00 left	1-3
Tied with 5:00 left	0-0
In games decided by 3 points or less	0-1
In games decided by 4-10 points	1-0
In games decided by more than 10 points	3-2
When scoring 30-39 points	0-0
When scoring 40-49 points	0-0
When scoring 50-59 points	1-2
When scoring 60-69 points	0-1
When scoring 70-79 points	1-0
When scoring 80-89 points	2-0
When scoring 90+ points	0-0
When scoring 100+ points	0-0
When allowing less than 40 points	0-0
When allowing 40-49 points	1-0
When allowing 50-59 points	1-0
When allowing 60-69 points	2-1
When allowing 70-79 points	0-2
When allowing 80-89 points	0-0
When allowing 90+ points	0-0
When allowing 100+ points	0-0
When shooting less than 30%	0-0
When shooting 30-39%	0-2
When shooting 40-49%	3-1
When shooting 50% or better	1-0
When opponents shoot less than 30%	0-0
When opponents shoot 30-39%	3-1
When opponents shoot 40-49%	1-2
When opponents shoot 50% or better	0-0
When out-shooting opponents	4-1
When out-shot by opponents	0-2
When percentages are even	0-0
When out-rebounding opponents	2-2
When out-rebounded by opponents	2-1
When rebounds are even	0-0
When committing more turnovers	0-3
When committing less turnovers	4-0
When turnovers are even	0-0
Sunday	1-1
Monday	0-0
Tuesday	1-1
Wednesday	0-0
Thursday	0-0
Friday	2-0
Saturday	0-1
White uniforms	4-2
Orange uniforms	0-0
Black uniforms	0-1

## THE LAST TIME...

### A Mercer Player Had:

#### 20 points or more

25 points or more

30 points or more

#### 10 rebounds or more

15 rebounds or more

#### 8 assists or more

5 steals or more

#### 5 blocks or more

a double-double

### A Mercer Opponent Had:

#### 20 points or more

25 points or more

30 points or more

10 rebounds or more

15 rebounds or more

8 assists or more

5 steals or more

5 blocks or more

a double-double

### Mercer:

Scored 90 points

Allowed 90 points

Scored 100 points

Allowed 100 points

Scored less than 50 points

#### Allowed less than 50 points

#### Shot 50 percent or better

Shot 35 percent or below

#### Shot 80+ percent from FT line

Shot 90+ percent from FT line

#### Made 20+ free throws

#### Made 10+ 3-point field goals

Grabbed 50 or more rebounds

Grabbed 60 or more rebounds

Forced 25 or more turnovers

Had four players in double-figures

#### Had five players in double-figures

Had six players in double-figures

Won in overtime

Lost in overtime

**26, Ria'n Holland vs. East Carolina (11/25/16)**

**26, Ria'n Holland vs. East Carolina (11/25/16)**

30, Ike Nwamu at Tennessee (12/22/14)

**13, JJ N'Ganga vs. Davidson (11/29/16)**

17, Stephon Jelks at The Citadel (1/9/16)

**11, Jordan Strawberry vs. Brewton-Parker (11/11/16)**

5, Langston Hall at Florida State (12/2/12)

**5, Andrew Fishler vs. Radford (11/22/16)**

Phillip Leonard (11 pts, 11 reb) vs. The Citadel (3/4/16)

**33, Jack Gibbs, Davidson (11/29/16)**

**33, Jack Gibbs, Davidson (11/29/16)**

**33, Jack Gibbs, Davidson (11/29/16)**

**11, Kentrell Barkley, East Carolina (11/25/16)**

15, Casey Jones, Chattanooga (1/29/15)

8, Diante Baldwin, UNCG (1/30/16)

7, Jae'Sean Tate, Ohio State (12/22/15)

6, Alan Williams, UCSB (11/28/14)

**Kentrell Barkley (20 pts, 11 reb), East Carolina (11/25/16)**

91, at The Citadel (1/9/16)

91, at VMI (2/25/16)

117, at Valparaiso (11/29/13)

108, at Valparaiso (11/29/13)

44, at Ohio State (3/8/15)

**47, Radford (11/22/16)**

**53.1% (34-64) vs. Brewton-Parker (11/11/16)**

34.7% (17-49) at Ohio State (12/22/15)

**84.6% (11-13) vs. Davidson (11/29/16)**

100.0% (9-9) at Coastal Carolina (3/15/16)

**21, vs. Davidson (11/29/16)**

**10, vs. Georgia Southern (11/20/16)**

54, at WCU (1/24/16)

60, vs. The Citadel (2/6/16)

27, vs. FGCU (1/14/08)

vs. The Citadel (2/6/16)

**vs. East Carolina (11/25/16)**

at The VMI (2/25/16)

70-69 (1OT) vs. Wofford (1/16/16)

72-66 (1OT) vs. Chattanooga (2/8/16)



## HEAD COACH BOB HOFFMAN

NINTH SEASON

OKLAHOMA BAPTIST, 1979

- 2014 A-Sun Coach of the Year
- 2013 A-Sun Coach of the Year

- Signed on as Mercer head coach on March 27, 2008
- Named 2013 & 2014 Atlantic Sun Coach of the Year
- 564 wins as a head coach and 164 wins at Mercer
- Guided Mercer to program's first outright Atlantic Sun regular season title in 2012-13 and first NCAA Tournament win in 2014
- Led Mercer to 2012 CollegiateInsider.com Tournament Title
- Presided over program best 27-9 season in 2013-14
- 10 high-major wins in 8 seasons at Mercer- wins over Arkansas, Auburn, Alabama (2x), Duke, Georgia Tech, Florida State, Seton Hall & Ole Miss
- First coach to win in all four postseason tournaments (NCAA, NIT, CIT, CBI) in a four-year span
- Achieved three-straight 20-win seasons, a first for Mercer men's basketball
- 73-34 record after the New Year in last five seasons

### MERCER POSTSEASON WINS UNDER HOFFMAN

OPPONENT	SCORE	TOURNAMENT	DATE
The Citadel	71-69	SoCon First Round	March 4, 2016
Stony Brook	72-70	CBI First Round	March 18, 2015
Duke	78-71	NCAA Second Round	March 21, 2014
Florida Gulf Coast	68-60	A-Sun Championship	March 9, 2014
USC Upstate	78-75 (2OT)	A-Sun Semifinal	March 6, 2014
Jacksonville	85-64	A-Sun Quarterfinal	March 4, 2014
Tennessee	75-67	NIT First Round	March 20, 2013
USC Upstate	72-64	A-Sun Semifinal	March 8, 2013
Lipscomb	82-48	A-Sun Quarterfinal	March 6, 2013
Utah State	70-67	CIT Championship	March 28, 2012
Fairfield	64-59	CIT Semifinal	March 24, 2012
Old Dominion	79-73	CIT Quarterfinal	March 21, 2012
Georgia State	64-59	CIT Second Round	March 17, 2012
Tennessee State	68-60	CIT First Round	March 13, 2012
Lipscomb	61-53	A-Sun Quarterfinal	Feb. 29, 2012
Lipscomb	73-63	A-Sun Quarterfinal	March 3, 2011
Jacksonville	66-63	A-Sun Semifinal	March 5, 2010
Belmont	87-81	A-Sun Quarterfinal	March 4, 2010

## HOFFMAN YEAR-BY-YEAR

### SOUTHERN NAZARENE (WOMEN)

Year	W-L
1987-88	21-11
1988-89	36-2
1989-90	31-3
<b>Three Seasons</b>	<b>88-16 (.846)</b>

### OKLAHOMA BAPTIST

Year	W-L
1990-91	15-17
1991-92	16-17
1992-93	34-4
1993-94	30-7
1994-95	28-6
1995-96	29-7
1996-97	36-4
1997-98	24-9
1998-99	31-7
<b>Nine Seasons</b>	<b>243-78 (.757)</b>

### TEXAS PAN-AMERICAN

Year	W-L
1999-00	12-16
2000-01	12-17
2001-02	21-9
2002-03	10-20
2003-04	14-14
<b>Five Seasons</b>	<b>69-76 (.542)</b>

### MERCER

Year	W-L
2008-09	17-15
2009-10	16-17
2010-11	15-18
2011-12	27-11
2012-13	24-12
2013-14	27-9
2014-15	19-16
2015-16	19-15
<b>Eight Seasons</b>	<b>164-113 (.592)</b>

### CAREER HEAD COACHING RECORD

<b>25 Seasons</b>	<b>564-283 (.666)</b>
-------------------	-----------------------

## MERCER POWER CONFERENCE WINS UNDER HOFFMAN

Opponent	Score	Date	Location
Arkansas	69-66 (OT)	Dec. 19, 2015	Little Rock, Ark.
No. 6 Duke	78-71	March 21, 2014	Raleigh, N.C.
Ole Miss	79-76	Dec. 22, 2013	Oxford, Miss.
Seton Hall	77-74	Nov. 16, 2013	Macon, Ga.
Tennessee	75-67	Mar. 20, 2013	Knoxville, Tenn.
Alabama	66-59	Dec. 22, 2012	Tuscaloosa, Ala.
Florida State	61-56	Dec. 2, 2012	Tallahassee, Fla.
Georgia Tech	65-59	Dec. 22, 2010	Atlanta, Ga.
Auburn	78-74	Nov. 19, 2008	Auburn, Ala.
Alabama	72-69	Nov. 16, 2008	Tuscaloosa, Ala.

# 2016-17 MERCER MEN'S BASKETBALL



## Mercer University Basketball Mercer Combined Team Statistics (as of Dec 01, 2016) All games



RECORD:	OVERALL	HOME	AWAY	NEUTRAL
ALL GAMES	4-3	3-1	0-0	1-2
CONFERENCE	0-0	0-0	0-0	0-0
NON-CONFERENCE	4-3	3-1	0-0	1-2

#	Player	gp-gs	min	avg	Total		3-Point		F-Throw		Rebounds				pf	dq	a	to	blk	stl	pts	avg
					fg-fga	fg%	3fg-fga	3fg%	ft-fga	ft%	off	def	tot	avg								
10	Ria'n Holland	7-7	227	32.4	43-92	.467	22-52	.423	22-27	.815	5	20	25	3.6	12	0	15	11	2	9	130	18.6
23	Demetre Rivers	7-7	198	28.3	28-49	.571	8-22	.364	13-16	.813	5	10	15	2.1	20	1	9	15	2	1	77	11.0
05	Jordan Strawberry	7-7	182	26.0	17-45	.378	5-17	.294	14-16	.875	5	18	23	3.3	10	0	28	12	0	5	53	7.6
15	Stephon Jelks	7-7	164	23.4	18-39	.462	6-20	.300	11-12	.917	12	26	38	5.4	10	0	11	14	3	2	53	7.6
00	Desmond Ringer	7-7	154	22.0	21-39	.538	0-0	.000	6-12	.500	9	24	33	4.7	17	1	2	10	3	1	48	6.9
13	Ryan Johnson	7-0	106	15.1	15-35	.429	8-19	.421	4-5	.800	6	25	31	4.4	12	0	4	4	0	0	42	6.0
55	Andrew Fishler	7-0	63	9.0	7-17	.412	0-0	.000	7-10	.700	8	8	16	2.3	11	0	1	2	7	1	21	3.0
01	Cory Kilby	4-0	44	11.0	3-6	.500	0-2	.000	3-4	.750	2	7	9	2.3	3	0	3	4	0	1	9	2.3
44	JJ N'Ganga	7-0	62	8.9	5-13	.385	0-0	.000	2-5	.400	6	10	16	2.3	6	0	0	4	3	1	12	1.7
25	Rashad Lewis	7-0	82	11.7	4-16	.250	1-8	.125	2-4	.500	0	5	5	0.7	6	0	18	4	0	2	11	1.6
20	Darius Roy	7-0	53	7.6	3-19	.158	0-3	.000	2-4	.500	7	8	15	2.1	3	0	2	1	0	3	8	1.1
24	Ross Cummings	6-0	61	10.2	2-12	.167	1-7	.143	0-0	.000	4	1	5	0.8	3	0	3	2	0	1	5	0.8
03	Stephen Gavin	1-0	1	1.0	0-0	.000	0-0	.000	0-0	.000	0	0	0	0.0	0	0	0	0	0	0	0	0.0
02	Jaylen Stowe	2-0	3	1.5	0-0	.000	0-0	.000	0-0	.000	0	1	1	0.5	2	0	0	0	0	0	0	0.0
Team											14	12	26				1					
Total.....		7	1400		166-382	.435	51-150	.340	86-115	.748	83	175	258	36.9	115	2	96	84	20	27	469	67.0
Opponents.....		7	1400		154-401	.384	62-183	.339	82-105	.781	85	149	234	33.4	126	2	83	78	25	32	452	64.6

TEAM STATISTICS	MER	OPP
SCORING	469	452
Points per game	67.0	64.6
Scoring margin	+2.4	-
FIELD GOALS-ATT	166-382	154-401
Field goal pct	.435	.384
3 POINT FG-ATT	51-150	62-183
3-point FG pct	.340	.339
3-pt FG made per game	7.3	8.9
FREE THROWS-ATT	86-115	82-105
Free throw pct	.748	.781
F-Throws made per game	12.3	11.7
REBOUNDS	258	234
Rebounds per game	36.9	33.4
Rebounding margin	+3.4	-
ASSISTS	96	83
Assists per game	13.7	11.9
TURNOVERS	84	78
Turnovers per game	12.0	11.1
Turnover margin	-0.9	-
Assist/turnover ratio	1.1	1.1
STEALS	27	32
Steals per game	3.9	4.6
BLOCKS	20	25
Blocks per game	2.9	3.6
ATTENDANCE	12861	8370
Home games-Avg/Game	4-3215	0-0
Neutral site-Avg/Game	-	3-2790

Date	Opponent		Score	Att.
11/11/16	BREWTON-PARKER	W	87-53	3553
! 11/13/16	vs Florida	L	54-76	3716
^ 11/20/16	GEORGIA SOUTHERN	W	80-67	3508
^ 11/22/16	RADFORD	W	58-47	2572
% 11/25/16	vs East Carolina	W	70-66	2263
% 11/26/16	vs Akron	L	63-65	2391
11/29/16	DAVIDSON	L	57-78	3228

\* = Southern Conference game

! - in Jacksonville, Fla. (Veterans Memorial Arena)

^ - Savannah Invitational opening round game

% - Savannah Invitational (Savannah, Ga.)

Score by Periods	1st	2nd	Totals
Mercer	205	264	469
Opponents	220	232	452



**Mercer University Basketball**  
**Mercer Season/Career Statistics (as of Dec 01, 2016)**  
**All games**



## SEASON STATISTICS

## CAREER STATISTICS

SUMMARY	gp-gs	min/g	fg%	3fg%	ft%	r/g	a/g	stl	blk	pts/g	gp-gs	min/g	fg%	3fg%	ft%	r/g	a/g	stl	blk	pts/g
Ria'n Holland	7-7	32.4	.467	.423	.815	3.6	2.1	9	2	18.6	7-7	32.4	.467	.423	.815	3.6	2.1	9	2	18.6
Demetre Rivers	7-7	28.3	.571	.364	.813	2.1	1.3	1	2	11.0	62-40	17.2	.445	.366	.851	2.0	0.6	14	13	6.7
Jordan Strawberry	7-7	26.0	.378	.294	.875	3.3	4.0	5	0	7.6	75-12	20.6	.384	.353	.830	1.9	3.0	53	1	6.3
Stephon Jelks	7-7	23.4	.462	.300	.917	5.4	1.6	2	3	7.6	72-42	21.5	.457	.363	.768	5.9	1.3	45	20	8.5
Desmond Ringer	7-7	22.0	.538	.000	.500	4.7	0.3	1	3	6.9	30-30	24.3	.594	.000	.741	4.6	0.5	6	21	7.6
Ryan Johnson	7-0	15.1	.429	.421	.800	4.4	0.6	0	0	6.0	7-0	15.1	.429	.421	.800	4.4	0.6	0	0	6.0
Andrew Fishler	7-0	9.0	.412	.000	.700	2.3	0.1	1	7	3.0	38-6	7.9	.465	.000	.622	1.9	0.1	3	30	2.8
Cory Kilby	4-0	11.0	.500	.000	.750	2.3	0.8	1	0	2.3	38-0	8.4	.419	.276	.706	1.7	0.4	3	5	2.2
JJ N'Ganga	7-0	8.9	.385	.000	.400	2.3	0.0	1	3	1.7	7-0	8.9	.385	.000	.400	2.3	0.0	1	3	1.7
Rashad Lewis	7-0	11.7	.250	.125	.500	0.7	2.6	2	0	1.6	7-0	11.7	.250	.125	.500	0.7	2.6	2	0	1.6
Darius Roy	7-0	7.6	.158	.000	.500	2.1	0.3	3	0	1.1	7-0	7.6	.158	.000	.500	2.1	0.3	3	0	1.1
Ross Cummings	6-0	10.2	.167	.143	.000	0.8	0.5	1	0	0.8	6-0	10.2	.167	.143	.000	0.8	0.5	1	0	0.8
Jaylen Stowe	2-0	1.5	.000	.000	.000	0.5	0.0	0	0	0.0	25-0	4.0	.321	.467	.500	0.7	0.2	3	0	1.2
Stephen Gavin	1-0	1.0	.000	.000	.000	0.0	0.0	0	0	0.0	1-0	1.0	.000	.000	.000	0.0	0.0	0	0	0.0

SCORING	fg-fga	fg%	3fg-fga	3fg%	ft-fita	ft%	pts	pts/g	fg-fga	fg%	3fg-fga	3fg%	ft-fita	ft%	pts	pts/g
Ria'n Holland	43-92	.467	22-52	.423	22-27	.815	130	18.6	43-92	.467	22-52	.423	22-27	.815	130	18.6
Demetre Rivers	28-49	.571	8-22	.364	13-16	.813	77	11.0	141-317	.445	52-142	.366	80-94	.851	414	6.7
Jordan Strawberry	17-45	.378	5-17	.294	14-16	.875	53	7.6	172-448	.384	53-150	.353	78-94	.830	475	6.3
Stephon Jelks	18-39	.462	6-20	.300	11-12	.917	53	7.6	217-475	.457	66-182	.363	109-142	.768	609	8.5
Desmond Ringer	21-39	.538	0-0	.000	6-12	.500	48	6.9	92-155	.594	0-0	.000	43-58	.741	227	7.6
Ryan Johnson	15-35	.429	8-19	.421	4-5	.800	42	6.0	15-35	.429	8-19	.421	4-5	.800	42	6.0
Andrew Fishler	7-17	.412	0-0	.000	7-10	.700	21	3.0	40-86	.465	0-0	.000	28-45	.622	108	2.8
Cory Kilby	3-6	.500	0-2	.000	3-4	.750	9	2.3	31-74	.419	8-29	.276	12-17	.706	82	2.2
JJ N'Ganga	5-13	.385	0-0	.000	2-5	.400	12	1.7	5-13	.385	0-0	.000	2-5	.400	12	1.7
Rashad Lewis	4-16	.250	1-8	.125	2-4	.500	11	1.6	4-16	.250	1-8	.125	2-4	.500	11	1.6
Darius Roy	3-19	.158	0-3	.000	2-4	.500	8	1.1	3-19	.158	0-3	.000	2-4	.500	8	1.1
Ross Cummings	2-12	.167	1-7	.143	0-0	.000	5	0.8	2-12	.167	1-7	.143	0-0	.000	5	0.8
Jaylen Stowe	0-0	.000	0-0	.000	0-0	.000	0	0.0	9-28	.321	7-15	.467	5-10	.500	30	1.2
Stephen Gavin	0-0	.000	0-0	.000	0-0	.000	0	0.0	0-0	.000	0-0	.000	0-0	.000	0	0.0

TOTALS	o-reb	d-reb	t-reb	pf	fo	ast	to	a/to	o-reb	d-reb	t-reb	pf	fo	ast	to	a/to
Ria'n Holland	5	20	25	12	0	15	11	1.4	5	20	25	12	0	15	11	1.4
Demetre Rivers	5	10	15	20	1	9	15	0.6	57	68	125	79	1	39	75	0.5
Jordan Strawberry	5	18	23	10	0	28	12	2.3	37	108	145	104	1	224	115	1.9
Stephon Jelks	12	26	38	10	0	11	14	0.8	133	290	423	125	2	91	80	1.1
Desmond Ringer	9	24	33	17	1	2	10	0.2	45	93	138	71	2	16	51	0.3
Ryan Johnson	6	25	31	12	0	4	4	1.0	6	25	31	12	0	4	4	1.0
Andrew Fishler	8	8	16	11	0	1	2	0.5	26	48	74	44	0	3	18	0.2
Cory Kilby	2	7	9	3	0	3	4	0.8	19	44	63	32	0	14	18	0.8
JJ N'Ganga	6	10	16	6	0	0	4	0.0	6	10	16	6	0	0	4	0.0
Rashad Lewis	0	5	5	6	0	18	4	4.5	0	5	5	6	0	18	4	4.5
Darius Roy	7	8	15	3	0	2	1	2.0	7	8	15	3	0	2	1	2.0
Ross Cummings	4	1	5	3	0	3	2	1.5	4	1	5	3	0	3	2	1.5
Jaylen Stowe	0	1	1	2	0	0	0	0.0	3	15	18	16	0	5	7	0.7
Stephen Gavin	0	0	0	0	0	0	0	0.0	0	0	0	0	0	0	0	0.0

2016-17 MERCER MEN’S BASKETBALL

2016-17 STATISTICAL COMPARISON

DATE	OPPONENT	W/L	FG	FG%	3FG	3FG%	FT	FT%	O-REB	D-REB	TOTAL	MARGIN	FOULS	AST	TO	BLK	STL	PTS	MARGIN
11/11	MERCER	W	34-64	.531	10-26	.385	9-13	.692	12	32	44	+12	7	23	10	1	4	87	+34
	Brewton-Parker		21-67	.313	9-34	.265	2-2	1.000	14	18	32		17	7	11	2	6	53	
11/13	MERCER	L	19-51	.373	7-19	.368	9-17	.529	10	22	32	(15)	31	9	17	4	6	54	(22)
	vs. Florida		22-61	.361	8-25	.320	24-30	.800	20	27	47		18	14	13	4	6	76	
11/20	MERCER	W	24-53	.453	5-21	.238	27-32	.844	13	27	40	+10	14	16	9	2	5	80	+13
	Georgia Southern		21-57	.368	10-31	.323	15-18	.833	11	19	30		23	12	10	6	4	67	
11/22	MERCER	W	20-45	.444	7-18	.389	11-14	.786	8	21	29	(4)	15	17	11	7	5	58	+11
	Radford		18-52	.346	6-21	.286	5-9	.556	14	19	33		21	11	16	3	3	47	
11/25	MERCER	W	26-61	.426	11-29	.379	7-8	.875	9	25	34	(4)	18	9	8	3	4	70	+4
	vs. East Carolina		23-57	.404	5-16	.313	15-20	.750	12	26	38		14	11	11	4	6	66	
11/26	MERCER	L	22-52	.423	7-19	.368	12-18	.667	16	20	36	+12	16	11	11	0	1	63	(2)
	vs. Akron		20-43	.465	10-20	.500	15-19	.789	6	18	24		20	8	10	2	1	65	
11/29	MERCER	L	21-56	.375	4-18	.222	11-13	.846	15	28	43	+13	14	11	18	3	2	57	(25)
	vs. Davidson		29-64	.453	14-36	.389	6-7	.857	8	22	30		13	20	7	4	6	78	
12/3	MERCER																		
	at George Mason																		
12/7	MERCER																		
	Oglethorpe																		
12/10	MERCER																		
	at Clemson																		
12/18	MERCER																		
	at Auburn																		
12/22	MERCER																		
	La Salle																		
12/28	MERCER																		
	at Kennesaw State																		
12/31	MERCER																		
	at Wofford																		
1/2	MERCER																		
	at Furman																		
1/5	MERCER																		
	VMI																		
1/7	MERCER																		
	ETSU																		
1/11	MERCER																		
	at Samford																		
1/14	MERCER																		
	Chattanooga																		
1/19	MERCER																		
	UNCG																		
1/21	MERCER																		
	at Western Carolina																		
1/28	MERCER																		
	The Citadel																		
1/30	MERCER																		
	Western Carolina																		
2/2	MERCER																		
	Furman																		
2/4	MERCER																		
	Wofford																		
2/9	MERCER																		
	at VMI																		
2/11	MERCER																		
	at ETSU																		
2/18	MERCER																		
	at The Citadel																		
2/22	MERCER																		
	UNCG																		
2/25	MERCER																		
	at Chattanooga																		
2/27	MERCER																		
	Samford																		

## 2016-17 GAME-BY-GAME HIGHS

OPPONENT	DATE	SCORE	WL	POINTS	REBOUNDS	ASSISTS	STEALS	BLOCKED SHOTS
BREWTON-PARKER	11/11/16	87-53	W	24-Ria'n Holland	7-Stephon Jelks	11-Jordan Strawberry	2-Jordan Strawberry	1-JJ N'Ganga
vs Florida	11/13/16	54-76	L	21-Ria'n Holland	7-Ryan Johnson	2-Demetre Rivers Jordan Strawberry Ross Cummings	2-Darius Roy	2-Desmond Ringer
GEORGIA SOUTHERN	11/20/16	80-67	W	18-Ria'n Holland	9-Stephon Jelks	5-Stephon Jelks	3-Ria'n Holland	1-Ria'n Holland Andrew Fishler
RADFORD	11/22/16	58-47	W	16-Demetre Rivers	8-Ria'n Holland	7-Rashad Lewis	2-Ria'n Holland	5-Andrew Fishler
vs East Carolina	11/25/16	70-66	W	26-Ria'n Holland	6-Ryan Johnson	3-Rashad Lewis	2-Jordan Strawberry	1-Stephon Jelks JJ N'Ganga Demetre Rivers
vs Akron	11/26/16	63-65	L	17-Ria'n Holland	6-Desmond Ringer Stephon Jelks	3-Jordan Strawberry Ria'n Holland	1-Stephon Jelks	None
DAVIDSON	11/29/16	57-78	L	10-Ryan Johnson	13-JJ N'Ganga	5-Jordan Strawberry	1-Andrew Fishler Ria'n Holland	1-JJ N'Ganga Demetre Rivers Ria'n Holland

# 2016-17 MERCER MEN'S BASKETBALL



Official Basketball Box Score -- Game Totals -- Final Statistics  
**Brewton-Parker vs Mercer**  
11/11/16 at Macon, Ga. (Hawkins Arena)



## Brewton-Parker 53 • 4-2

#	Player	Total		3-Ptr		Rebounds			PF	TP	A TO Blk Stl				Min
		FG	FGA	FG	FGA	FT	FT-A	Off Def Tot			A	TO	Blk	Stl	
11	Cameron Bokenham	f	2-6	2-5	0-0	2	1	3	2	6	2	1	2	0	28
33	John Walker	f	3-5	1-2	0-0	2	2	4	3	7	0	1	0	2	19
00	Mckel Miller	f	4-10	1-6	2-2	0	5	5	3	11	1	4	0	0	26
12	Jamelle Lanier	g	2-9	1-4	0-0	1	2	3	1	5	1	1	0	2	23
15	Dava'dre Puryear	g	1-5	0-2	0-0	1	1	2	2	2	0	2	0	1	18
04	Tim Galt	g	0-2	0-1	0-0	0	0	0	0	0	0	0	0	0	3
05	Marcus Ford	g	3-9	1-4	0-0	2	2	4	2	7	2	0	0	0	18
10	Trey Sparrow	g	0-1	0-1	0-0	0	0	0	0	0	0	0	0	0	3
13	Myles White	g	3-6	3-5	0-0	0	1	1	0	9	0	0	0	0	14
14	Cedric Woodson	g	0-1	0-0	0-0	0	0	0	1	0	0	0	0	0	4
20	Yanick Cox	g	0-2	0-0	0-0	0	1	1	0	0	1	0	0	0	8
21	Arthur Hairston	g	1-1	0-0	0-0	1	1	2	1	2	0	0	0	1	7
22	Amori Atkinson	g	0-0	0-0	0-0	1	1	2	2	0	0	0	0	0	4
24	Malik Wright	g	2-8	0-2	0-0	2	0	2	0	4	0	1	0	0	20
25	Jaylan Patrick	g	0-2	0-2	0-0	1	0	1	0	0	0	1	0	0	5
Team								1	1	2					
Totals			21-67	9-34	2-2	14	18	32	17	53	7	11	2	6	200
FG % 1st Half: 14-32		43.8%	2nd half: 7-35		20.0%	Game: 21-67		31.3%	Deadball Rebounds						
3FG % 1st Half: 5-13		38.5%	2nd half: 4-21		19.0%	Game: 9-34		26.5%							
FT % 1st Half: 2-2		100.0	2nd half: 0-0		0.0%	Game: 2-2		100.0							

## Mercer 87 • 1-0

#	Player	Total		3-Ptr		Rebounds			PF	TP	A TO Blk Stl				Min
		FG	FGA	FG	FGA	FT	FT-A	Off Def Tot			A	TO	Blk	Stl	
00	Desmond Ringer	f	4-6	0-0	0-0	0	5	5	0	8	0	0	0	0	22
15	Stephon Jelks	f	5-9	0-2	0-0	4	3	7	1	10	4	3	0	0	22
05	Jordan Strawberry	g	3-5	1-2	0-0	1	4	5	1	7	11	1	0	2	24
10	Ria'n Holland	g	7-14	5-11	5-5	0	2	2	1	24	1	2	0	1	27
23	Demetre Rivers	g	8-15	2-5	0-0	2	2	4	2	18	1	1	0	0	31
01	Cory Kilby	g	1-1	0-0	1-2	0	4	4	0	3	2	1	0	0	12
03	Stephen Gavin	g	0-0	0-0	0-0	0	0	0	0	0	0	0	0	0	1
13	Ryan Johnson	g	2-4	1-2	0-0	1	5	6	1	5	1	0	0	0	13
20	Darius Roy	g	1-3	0-2	0-0	1	1	2	0	2	0	1	0	0	6
24	Ross Cummings	g	1-1	1-1	0-0	0	0	0	0	3	1	0	0	0	11
25	Rashad Lewis	g	1-2	0-1	1-2	0	1	1	0	3	2	0	0	1	15
44	JJ N'Ganga	g	1-2	0-0	1-2	0	0	0	0	3	0	1	1	0	6
55	Andrew Fishler	g	0-2	0-0	1-2	1	2	3	1	1	0	0	0	0	10
Team								2	3	5					
Totals			34-64	10-26	9-13	12	32	44	7	87	23	10	1	4	200
FG % 1st Half: 17-31		54.8%	2nd half: 17-33		51.5%	Game: 34-64		53.1%	Deadball Rebounds						
3FG % 1st Half: 7-14		50.0%	2nd half: 3-12		25.0%	Game: 10-26		38.5%							
FT % 1st Half: 4-4		100.0	2nd half: 5-9		55.6%	Game: 9-13		69.2%							

Officials: Kenneth Totten; Michael Reese; Brad Stodghill  
Technical fouls: Brewton-Parker-None. Mercer-None.  
Attendance: 3553

Score by periods	1st	2nd	Total
Brewton-Parker	35	18	53
Mercer	45	42	87

Last FG - BRWP 2nd-12:25, MER 2nd-00:57.  
Largest lead - BRWP by 2 1st-18:28, MER by 34 2nd-00:27.  
BRWP led for 00:17. MER led for 37:21. Game was tied for 02:22.

Score tied - 1 time.  
Lead changed - 1 time.



Official Basketball Box Score -- Game Totals -- Final Statistics  
**Georgia Southern vs Mercer**  
11/20/16 2:00 PM at Macon, Ga. (Hawkins Arena)



## Georgia Southern 67 • 1-2

#	Player	Total		3-Ptr		Rebounds			PF	TP	A TO Blk Stl				Min
		FG	FGA	FG	FGA	FT	FT-A	Off Def Tot			A	TO	Blk	Stl	
00	Glenn, Montae	f	1-5	0-0	2-2	2	3	5	1	4	1	1	1	0	25
11	O'Connell, Shawn	f	1-3	0-1	0-0	1	2	3	5	2	0	1	0	0	12
03	Smith, Ike	g	6-17	1-7	6-6	1	2	3	4	19	2	0	0	1	32
04	Brown, Tookie	g	5-11	5-9	0-0	1	0	1	2	15	3	3	1	2	35
10	Allsmiller, Jake	g	2-10	2-10	0-0	0	1	1	3	6	2	3	0	0	32
01	Boykins, Devonte	g	1-1	1-1	2-2	1	2	3	2	5	1	1	0	0	21
05	Gladden, B.J.	g	5-8	1-3	5-7	1	6	7	3	16	2	1	4	1	28
12	McRae, Aubrey	g	0-0	0-0	0-1	0	0	0	1	0	0	0	0	0	1
14	Simmons, Coye	g	0-2	0-0	0-0	4	2	6	2	0	1	0	0	0	14
Team								0	1	1					
Totals			21-57	10-31	15-18	11	19	30	23	67	12	10	6	4	200
FG % 1st Half: 11-30		36.7%	2nd half: 10-27		37.0%	Game: 21-57		36.8%	Deadball Rebounds						
3FG % 1st Half: 7-20		35.0%	2nd half: 3-11		27.3%	Game: 10-31		32.3%							
FT % 1st Half: 10-10		100.0	2nd half: 5-8		62.5%	Game: 15-18		83.3%							

## Mercer 80 • 2-1

#	Player	Total		3-Ptr		Rebounds			PF	TP	A TO Blk Stl				Min
		FG	FGA	FG	FGA	FT	FT-A	Off Def Tot			A	TO	Blk	Stl	
00	Desmond Ringer	f	4-8	0-0	6-9	4	3	7	1	14	1	1	0	0	27
15	Stephon Jelks	f	4-5	1-2	6-6	3	6	9	1	15	5	2	0	0	29
05	Jordan Strawberry	g	3-8	1-4	6-6	0	2	2	2	13	2	1	0	1	24
10	Ria'n Holland	g	7-13	2-7	2-3	0	3	3	2	18	3	1	1	3	36
23	Demetre Rivers	g	3-4	1-2	6-7	0	3	3	2	13	1	2	0	0	22
13	Ryan Johnson	g	0-3	0-1	0-0	0	3	3	4	0	0	1	0	0	16
20	Darius Roy	g	0-2	0-0	0-0	2	3	5	0	0	1	0	0	0	9
24	Ross Cummings	g	0-3	0-3	0-0	0	0	0	0	0	0	1	0	0	16
25	Rashad Lewis	g	0-2	0-2	0-0	0	1	1	0	0	2	0	0	0	8
44	JJ N'Ganga	g	0-0	0-0	0-0	0	0	0	0	0	0	0	0	0	2
55	Andrew Fishler	g	3-5	0-0	1-1	2	2	4	2	7	1	0	1	0	11
Team								2	1	3					
Totals			24-53	5-21	27-32	13	27	40	14	80	16	9	2	5	200
FG % 1st Half: 13-29		44.8%	2nd half: 11-24		45.8%	Game: 24-53		45.3%	Deadball Rebounds						
3FG % 1st Half: 2-13		15.4%	2nd half: 3-8		37.5%	Game: 5-21		23.8%							
FT % 1st Half: 6-9		66.7%	2nd half: 21-23		91.3%	Game: 27-32		84.4%							

Officials: Tommy Morrissey; Joey Richardson; Glenn Tullit  
Technical fouls: Georgia Southern-None. Mercer-None.  
Attendance: 3508

Score by periods	1st	2nd	Total
Georgia Southern	39	28	67
Mercer	34	46	80

Last FG - GS 2nd-02:55, MER 2nd-03:06.  
Largest lead - GS by 12 1st-13:07, MER by 13 2nd-00:58.  
GS led for 30:20. MER led for 09:03. Game was tied for 00:37.

Score tied - 1 time.  
Lead changed - 5 times.



Official Basketball Box Score -- Game Totals -- Final Statistics  
**Mercer vs Florida**  
11/13/16 8 p.m. at Veterans Mem. Arena - Jacksonville, Fla.



## Mercer 54 • 1-1

#	Player	Total		3-Ptr		Rebounds			PF	TP	A TO Blk Stl				Min	
		FG-FGA	FG-FGA	FT-FTA	Off	Def	Total	A			TO	Blk	Stl			
00	Desmond Ringer	f	1-1	0-0	0-1	0	3	3	5	2	0	2	2	0	17	
15	Stephon Jelks	f	2-4	1-3	0-0	0	1	1	2	5	0	2	1	0	19	
05	Jordan Strawberry	g	1-3	0-0	2-3	2	1	3	1	4	2	4	0	0	21	
10	Ria'n Holland	g	8-16	5-10	0-0	0	4	4	4	21	1	3	0	1	32	
23	Demetre Rivers	g	1-4	0-2	0-0	0	1	1	5	2	2	2	0	0	16	
01	Cory Kilby	g	1-3	0-2	0-0	1	2	3	2	2	0	1	0	1	18	
13	Ryan Johnson	g	3-6	1-2	0-0	1	6	7	1	7	1	0	0	0	18	
20	Darius Roy	g	0-3	0-0	2-4	2	3	5	1	2	1	0	0	0	12	
24	Ross Cummings	g	1-3	0-0	0-0	2	1	3	2	2	2	1	0	0	12	
25	Rashad Lewis	g	0-2	0-0	1-2	0	0	0	2	1	0	2	0	1	12	
44	JJ N'Ganga	g	0-3	0-0	1-2	0	0	0	4	1	0	0	0	1	13	
55	Andrew Fishler	g	1-3	0-0	3-5	1	0	1	2	5	0	0	1	0	10	
Team						1	0	1								
Totals			19-51	7-19		9-17	10	22	32	31	54	9	17	4	6	200
FG % 1st Half:		6-18	33.3%	2nd half:	13-33	39.4%	Game:			19-51	37.3%	Deadball				
3FG % 1st Half:		0-6	0.0%	2nd half:	7-13	53.8%	Game:			7-19	36.8%	Rebounds				
FT % 1st Half:		2-4	50.0%	2nd half:	7-13	53.8%	Game:			9-17	52.9%	3				



Official Basketball Box Score -- Game Totals -- Final Statistics  
**East Carolina vs Mercer**  
 11/25/16 5 p.m. at Savannah, Ga. - Savannah Civic Center

**East Carolina 66 • 4-2**

#	Player	Total		3-Ptr		Rebounds			PF	TP	A TO Blk Stl				Min
		FG-FGA	FG-FGA	FT-FTA	Off Def Tot										
02	WHITE, Caleb	f	2-9	2-5	0-0	1	2	3	2	6	0	2	0	0	37
15	BARKLEY, Kentrell	f	7-15	1-4	5-7	1	10	11	2	20	6	2	0	0	38
23	WILLIAMS, Clarence	f	1-4	0-0	0-0	1	2	3	1	2	1	1	0	1	16
31	WASHINGTON, Andre	c	3-6	0-0	4-6	4	2	6	5	10	1	0	2	1	32
21	TYSON, B.J.	g	5-13	1-4	4-4	0	1	1	0	15	2	2	0	1	27
00	RIAK, Deng	g	3-6	0-1	2-2	0	5	5	2	8	0	2	1	2	24
01	SHEPPARD, Jeremy	g	2-3	1-1	0-1	0	1	1	2	5	0	1	0	0	15
22	WILKINS, Raquan	g	0-1	0-1	0-0	0	0	0	0	0	0	0	0	0	3
25	CRAIG, Jabari	g	0-0	0-0	0-0	0	1	1	0	0	1	0	1	1	8
Team															
Totals			23-57	5-16	15-20	12	26	38	14	66	11	11	4	6	200

FG % 1st Half: 6-22 27.3% 2nd half: 17-35 48.6% Game: 23-57 40.4% Deadball  
 3FG % 1st Half: 3-9 33.3% 2nd half: 2-7 28.6% Game: 5-16 31.3% Rebounds  
 FT % 1st Half: 5-7 71.4% 2nd half: 10-13 76.9% Game: 15-20 75.0% 2

**Mercer 70 • 4-1**

#	Player	Total		3-Ptr		Rebounds			PF	TP	A TO Blk Stl				Min
		FG-FGA	FG-FGA	FT-FTA	Off Def Tot										
00	Desmond Ringer	f	2-6	0-0	0-0	1	4	5	2	4	0	3	0	0	30
15	Stephon Jelks	f	4-10	2-5	0-0	3	2	5	4	10	0	0	1	0	20
05	Jordan Strawberry	g	2-7	1-2	3-3	0	4	4	2	8	1	1	0	2	30
10	Ria'n Holland	g	9-20	4-10	4-5	0	4	4	1	26	2	0	0	1	37
23	Demetre Rivers	g	4-9	2-6	0-0	1	1	2	3	10	1	1	1	1	39
02	Jaylen Stowe	g	0-0	0-0	0-0	0	0	0	0	0	0	0	0	0	1
13	Ryan Johnson	g	4-7	2-5	0-0	2	4	6	3	10	2	2	0	0	20
20	Darius Roy	g	0-0	0-0	0-0	0	0	0	0	0	0	0	0	0	3
25	Rashad Lewis	g	1-2	0-1	0-0	0	2	2	3	2	3	0	0	0	10
44	JJ N'Ganga	g	0-0	0-0	0-0	0	2	2	0	0	0	0	1	0	6
55	Andrew Fishler	g	0-0	0-0	0-0	0	0	0	0	0	0	0	0	0	4
Team															
Totals			26-61	11-29	7-8	9	25	34	18	70	9	8	3	4	200

FG % 1st Half: 13-31 41.9% 2nd half: 13-30 43.3% Game: 26-61 42.6% Deadball  
 3FG % 1st Half: 5-15 33.3% 2nd half: 6-14 42.9% Game: 11-29 37.9% Rebounds  
 FT % 1st Half: 0-0 0.0% 2nd half: 7-8 87.5% Game: 7-8 87.5% 1

Officials: Nathan Quick, Chris Merto, Davis Maxwell  
 Technical fouls: East Carolina-None. Mercer-None.  
 Attendance: 2263

Score by periods	1st	2nd	Total
East Carolina	20	46	66
Mercer	31	39	70

	In	Off	2nd	Fast	Bench
Points					
ECU	26	9	12	4	13
MER	24	15	12	0	12

Last FG - ECU 2nd-01:48, MER 2nd-00:20.  
 Largest lead - ECU by 1 2nd-00:47, MER by 15 1st-03:02.  
 ECU led for 00:27, MER led for 36:51. Game was tied for 02:42.

Score tied - 3 times.  
 Lead changed - 2 times.



Official Basketball Box Score -- Game Totals -- Final Statistics

**Davidson vs Mercer**  
 11/29/16 7:02 PM at Macon, Ga. (Hawkins Arena)

**Davidson 78 • 5-1**

#	Player	Total		3-Ptr		Rebounds			PF	TP	A TO Blk Stl				Min
		FG-FGA	FG-FGA	FT-FTA	Off Def Tot										
22	MAGARITY, Will	f	4-9	2-6	0-0	0	3	3	2	10	1	0	3	1	23
23	ALDRIDGE, Peyton	f	7-14	1-5	3-3	0	5	5	1	18	3	1	1	2	36
03	GUDMUNDSSON, Jon A	g	1-6	1-4	0-0	3	0	3	3	3	4	1	0	2	34
12	GIBBS, Jack	g	11-20	8-14	3-4	0	3	3	2	33	4	0	0	1	33
32	REIGEL, Rusty	g	3-9	1-4	0-0	3	2	5	2	7	6	1	0	0	33
00	KOVACEVIC, Dusan	g	1-1	1-1	0-0	0	0	0	1	3	0	2	0	0	7
01	EKWU, Nathan	g	2-3	0-0	0-0	0	6	6	2	4	1	2	0	0	14
02	WATKINS, Jordan	g	0-1	0-1	0-0	1	0	1	0	0	1	0	0	0	13
13	FAINES, Kamau	g	0-0	0-0	0-0	0	0	0	0	0	0	0	0	0	2
15	MICHELESEN, Oskar	g	0-1	0-1	0-0	0	0	0	0	0	0	0	0	0	5
Team															
Totals			29-64	14-36	6-7	8	22	30	13	78	20	7	4	6	200

FG % 1st Half: 16-32 50.0% 2nd half: 13-32 40.6% Game: 29-64 45.3% Deadball  
 3FG % 1st Half: 9-18 50.0% 2nd half: 5-18 27.8% Game: 14-36 38.9% Rebounds  
 FT % 1st Half: 0-0 0.0% 2nd half: 6-7 85.7% Game: 6-7 85.7% 0

**Mercer 57 • 4-3**

#	Player	Total		3-Ptr		Rebounds			PF	TP	A TO Blk Stl				Min
		FG-FGA	FG-FGA	FT-FTA	Off Def Tot										
00	Desmond Ringer	f	2-2	0-0	0-0	0	3	3	3	4	0	2	0	0	12
15	Stephon Jelks	f	1-3	1-3	1-2	0	5	5	0	4	1	3	0	0	16
05	Jordan Strawberry	g	2-5	0-2	0-0	1	3	4	0	4	5	1	0	0	24
10	Ria'n Holland	g	2-8	1-3	4-4	1	0	1	0	9	1	4	1	1	24
23	Demetre Rivers	g	2-5	0-2	2-2	0	1	1	1	6	0	4	1	0	23
01	Cory Kilby	g	1-2	0-0	2-2	0	0	0	1	4	0	1	0	0	8
02	Jaylen Stowe	g	0-0	0-0	0-0	0	1	1	2	0	0	0	0	0	2
13	Ryan Johnson	g	3-5	2-4	2-2	1	4	5	2	10	0	1	0	0	17
20	Darius Roy	g	1-8	0-0	0-0	1	0	1	1	2	0	0	0	0	16
24	Ross Cummings	g	0-4	0-2	0-0	2	0	2	1	0	0	0	0	0	13
25	Rashad Lewis	g	1-6	0-2	0-0	0	1	1	1	2	4	0	0	0	16
44	JJ N'Ganga	g	4-5	0-0	0-1	5	8	13	1	8	0	2	1	0	20
55	Andrew Fishler	g	2-3	0-0	0-0	2	1	3	1	4	0	0	0	1	9
Team															
Totals			21-56	4-18	11-13	15	28	43	14	57	11	18	3	2	200

FG % 1st Half: 9-26 34.6% 2nd half: 12-30 40.0% Game: 21-56 37.5% Deadball  
 3FG % 1st Half: 2-8 25.0% 2nd half: 2-10 20.0% Game: 4-18 22.2% Rebounds  
 FT % 1st Half: 7-8 87.5% 2nd half: 4-5 80.0% Game: 11-13 84.6% 0

Officials: Tim Gattis; Gary Maxwell; Jeremy Mosier  
 Technical fouls: Davidson-None. Mercer-None.  
 Attendance: 3228

Score by periods	1st	2nd	Total
Davidson	41	37	78
Mercer	27	30	57

	In	Off	2nd	Fast	Bench
Points					
DAV	28	23	11	10	7
MER	26	5	18	0	30

Last FG - DAV 2nd-01:53, MER 2nd-00:46.  
 Largest lead - DAV by 27 2nd-10:25, MER by 3 1st-19:19.  
 DAV led for 37:32, MER led for 00:53. Game was tied for 01:35.

Score tied - 2 times.  
 Lead changed - 1 time.



Official Basketball Box Score -- Game Totals -- Final Statistics  
**Akron vs Mercer**  
 11/26/16 7:30 p.m. at Savannah, Ga. - Savannah Civic Center


**Akron 65 • 5-1**

#	Player	Total		3-Ptr		Rebounds			PF	TP	A TO Blk Stl				Min
		FG-FGA	FG-FGA	FT-FTA	Off Def Tot										
02	CHEATHAM, Jr., Kwan	f	3-6	3-4	0-0	0	6	6	3	9	1	2	0	1	30
23	JOHNSON, Isaiah	c	7-11	0-0	5-7	3	2	5	2	19	2	2	1	0	25
01	WILLIAMS, Josh	g	1-4	1-3	0-0	0	0	0	2	3	2	2	0	0	27
14	ROBOTHAM, Noah	g	2-4	2-4	0-1	0	0	0	1	6	0	0	0	0	30
55	JACKSON, Antino	g	5-8	2-5	2-2	0	2	2	3	14	2	2	1	0	31
00	IVEY, Jimond	g	1-3	1-1	2-2	1	1	2	2	5	0	0	0	0	25
03	UTOMI, Daniel	g	0-0	0-0	0-0	0	0	0	0	0	0	0	0	0	2
10	JACKSON, Aaron	g	1-3	1-3	0-0	0	1	1	1	3	0	0	0	0	8
11	DUNN-MARTIN, Tavian	g	0-0	0-0	3-3	0	2	2	3	3	1	1	0	0	10
21	HUGHES, Michael	g	0-4	0-0	2-2	1	2	3	2	2	0	1	0	0	8
22	OLOJAKPOKE, Emmanu	g	0-0	0-0	1-2	0	0	0	1	1	0	0	0	0	4
Team															
Totals			20-43	10-20	15-19	6	18	24	20	65	8	10	2	1	200

FG % 1st Half: 10-23 43.5% 2nd half: 10-20 50.0% Game: 20-43 46.5% Deadball  
 3FG % 1st Half: 6-13 46.2% 2nd half: 4-7 57.1% Game: 10-20 50.0% Rebounds  
 FT % 1st Half: 9-9 100.0 2nd half: 6-10 60.0% Game: 15-19 78.9% 1

**Mercer 63 • 4-2**

#	Player		Total		3-Ptr		Rebounds			PF	TP	A TO Blk Stl				Min
			FG-FGA	FG-FGA	FT-FTA	Off	Def	Tot								
00	Desmond Ringer	f	8-14	0-0	0-2	3	3	6	4	16	1	0	0	0	26	
15	Stephen Jelks	f	2-5	1-3	0-0	1	5	6	1	5	1	2	0	1	29	
05	Jordan Strawberry	g	2-8	1-4	2-2	1	2	3	0	7	3	2	0	0	33	
10	Ria'n Holland	g	5-10	3-6	4-6	1	2	3	3	17	3	0	0	0	33	
23	Demetre Rivers	g	3-5	2-4	4-6	2	0	2	3	12	2	3	0	0	34	
01	Cory Kilby		0-0	0-0	0-0	1	1	2	0	0	1	1	0	0	6	
13	Ryan Johnson		0-5	0-2	2-2	1	2	3	0	2	0	0	0	0	11	
20	Darius Roy		1-2	0-0	0-0	1	1	2	1	2	0	0	0	0	5	
24	Ross Cummings		0-0	0-0	0-0	0	0	0	0	0	0	0	0	0	2	
25	Rashad Lewis		0-0	0-0	0-0	0	0	0	0	0	0	1	0	0	7	
44	JJ N'Ganga		0-1	0-0	0-0	1	0	1	0	0	0	1	0	0	7	
55	Andrew Fishler		1-2	0-0	0-0	1	0	1	4	2	0	1	0	0	7	
	Team					3	4	7								
Totals			22-52	7-19	12-18	16	20	36	16	63	11	11	0	1	200	



Desmond  
RINGER

F • 6-9 • 255 • R-Jr. • 1L  
McDonough, Ga. / South Carolina

BIO

2015-16

- Career-high 21 points (10-11 FG) vs. Wofford (1/16)
- Career-high 10 rebounds and 7 points at Davidson (11/23)
- Leads team in field goal pct. (.612)

2014-15

- Redshirted due to NCAA transfer rules

2013-14 (South Carolina)

- Played in 28 games, averaging 10.4 minutes per game
- Scored 2.1 points per game
- Recorded 2.0 rebounds per contest

HIGH SCHOOL

- Led Eagle’s Landing to 1st State title
- Posted 17 points and 14 boards in title game
- Ranked No. 7 player in Georgia by ESPN.com

PERSONAL

- Son Boris and Nattlie Ringer
- Has one brother



TOP PERFORMANCES

Points: .....22, at Wofford (2/11/16)  
FG Made:..... 10, vs. Wofford (1/16/16)  
FG Att: ..... 11, vs. Wofford (1/16/16)  
3-Point FGs: ..... N/A  
3-Point FGA: ..... N/A  
FT made: .....6, Georgia Southern (11/20/16)  
FT attempts: .....9, Georgia Southern (11/20/16)  
Rebounds: ..... 10, at Davidson (11/23/15)  
Assists: ..... 2, 4x, vs. UNCG (1/30/16)  
Blocks: .....3, 4x, at Arkansas (12/19/15)  
Steals: .....2, vs. UNCG (1/30/16)  
Minutes: ..... 33, vs. Wofford (1/16/16)

^ - denotes from South Carolina

2016-17 GAME-BY-GAME STATISTICS

Opponent	Date	GS	Min	FG	FGA	Pct	3FG	FGA	Pct	FT	FTA	Pct	O	D	Tot	Avg	PF	FO	A	TO	Blk	Stl	Pts	Avg
BREWTON-PARKER	11/11/16	*	22	4	6	.667	0	0	.000	0	0	.000	0	5	5	5.0	0	0	0	0	0	0	8	8.0
vs Florida	11/13/16	*	17	1	11	.000	0	0	.000	0	1	.000	0	3	3	4.0	5	1	0	2	2	0	2	5.0
GA. SOUTHERN	11/20/16	*	27	4	8	.500	0	0	.000	6	9	.667	4	3	7	5.0	1	0	1	1	0	0	14	8.0
RADFORD	11/22/16	*	20	0	2	.000	0	0	.000	0	0	.000	1	3	4	4.8	2	0	0	2	1	1	0	6.0
vs East Carolina	11/25/16	*	30	2	6	.333	0	0	.000	0	0	.000	1	4	5	4.8	2	0	0	3	0	0	4	5.6
vs Akron	11/26/16	*	26	8	14	.571	0	0	.000	0	2	.000	3	3	6	5.0	4	0	1	0	0	0	16	7.3
DAVIDSON	11/29/16	*	12	2	21	.000	0	0	.000	0	0	.000	0	3	3	4.7	3	0	0	2	0	0	4	6.9
Totals			7	154	21	39	.538	0	0	.000	6	.500	9	24	33	4.7	17	1	2	10	3	1	48	6.9

CAREER STATISTICS

Season	gp-gs		min/avg		Total		3-Point		F-Throws		Rebounds											Scoring	
					fg-fga	pct	fg-fga	pct	ft-fa	pct	off	def	tot	avg	pf	fo	ast	to	blk	stl		pts	avg
2013-14*	28-1		291/10.4		18-48	.375	0-0	.000	22-35	.629	24	31	55	2.0	58	0	7	17	6	2		58	2.1
2015-16	23-23		574/25.0		71-116	.612	0-0	.000	37-46	.804	36	69	105	4.6	54	1	14	41	18	5		179	7.8
2016-17	7-7		154/22.0		21-39	.538	0-0	.000	6-12	.500	9	24	33	4.7	17	1	2	10	3	1		48	6.9
TOTAL	30-30		728/24.3		92-155	.594	0-0	.000	43-58	.741	45	93	138	4.6	71	2	16	51	21	6		227	7.6
All*	58-31		1019/17.6		110-203	.542	0-0	.000	65-93	.699	69	124	193	3.3	129	2	23	68	27	8		285	4.9

\* Statistics from prior team/school



# Cory KILBY

**F • 6-7 • 195 • So. • 1L**  
**Ada, Okla. / Ada HS**

## BIO

### 2015-16

- Career-high 13 points and 6 boards at Furman (2/13)
- Recorded 8 points, 4 boards and a block in debut vs. Allen (11/13)

### PERSONAL

- Son of Pat and Angela Kilby
- Has two brothers and one sister
- Born on May 14, 1996 in Asheville, N.C.

### HIGH SCHOOL

- Averaged 21 points, 11 boards and 4 blocks as a senior
- Ada HS record holder for career points (2,013)
- 2014 All-State quarterback selection

# 1

## TOP PERFORMANCES

Points: ..... 13, at Furman (2/13/16)  
 FG Made:.....5, at Furman (2/13/16)  
 FG Att: ..... 7, 2x, at Furman (2/13/16)  
 3-Point FGs: .....2, at UNCG (2/28/16)  
 3-Point FGA: ..... 5, at UNCG (2/28/16)  
 FT Made: ..... 2, 5x, Davidson (11/29/16)  
 FT Att: .....4, at Furman (2/13/16)  
 Rebounds: .....6, 2x, at Furman (2/13/16)  
 Assists: .....2, 4x, vs. Brewton-Parker (11/11/16)  
 Blocks: ..... 1, 5x, at Kennesaw State (12/30/15)  
 Steals: ..... 1, at Wofford (2/11/16)  
 Minutes: .....18, 2x, at Furman (2/13/16)

## 2016-17 GAME-BY-GAME STATISTICS

Opponent	Date	GS	Min	FG	FGA	Pct	3FG	FGA	Pct	FT	FTA	Pct	O	D	Tot	Avg	PF	FO	A	TO	Blk	Stl	Pts	Avg
BREWTON-PARKER	11/11/16		12	1	11	.000	0	0	.000	1	2	.500	0	4	4	4.0	0	0	2	1	0	0	3	3.0
vs Florida	11/13/16		18	1	3	.333	0	2	.000	0	0	.000	1	2	3	3.5	2	0	0	1	0	1	2	2.5
GA. SOUTHERN	11/20/16		DNP																					
RADFORD	11/22/16		DNP																					
vs East Carolina	11/25/16		DNP																					
vs Akron	11/26/16		6	0	0	.000	0	0	.000	0	0	.000	1	1	2	3.0	0	0	1	1	0	0	0	1.7
DAVIDSON	11/29/16		8	1	2	.500	0	0	.000	2	2	1.000	0	0	0	2.3	1	0	0	1	0	0	4	2.3
Totals		0	44	3	6	.500	0	2	.000	3	4	.750	2	7	9	2.3	3	0	3	4	0	1	9	2.3

## CAREER STATISTICS

Season	gp-gs	min/avg	Total		3-Point		F-Throws		Rebounds				Scoring					
			fg-fga	pct	fg-fga	pct	ft-fta	pct	off	def	tot	avg	pf	fo	ast	to	blk	stl
2015-16	34-0	277/8.1	28-68	.412	8-27	.296	9-13	.692	17	37	54	1.6	29	0	11	14	5	2
2016-17	4-0	44/11.0	3-6	.500	0-2	.000	3-4	.750	2	7	9	2.3	3	0	3	4	0	1
<b>TOTAL</b>	<b>38-0</b>	<b>321/8.4</b>	<b>31-74</b>	<b>.419</b>	<b>8-29</b>	<b>.276</b>	<b>12-17</b>	<b>.706</b>	<b>19</b>	<b>44</b>	<b>63</b>	<b>1.7</b>	<b>32</b>	<b>0</b>	<b>14</b>	<b>18</b>	<b>5</b>	<b>3</b>



Jaylen  
STOWE

G • 6-2 • 205 • So. • 1L  
Harrisburg, N.C. / Hickory Ridge HS

BIO

2015-16

- Career-high 7 points and 2 rebounds at Furman (2/13) and vs. Citadel (3/4)
- Scored first 3 points of career at Davidson (11/23)

PERSONAL

- Son of Jason and Heather Stowe
- Has two brothers
- Born on Nov. 8, 1996 in Charlotte, N.C.

HIGH SCHOOL

- Averaged 22 points, 6 rebounds and 5 assists as a senior
- Hickory Ridge HS all-time leading scorer and assist leader
- Four-year honor student

2

TOP PERFORMANCES

Points: .....7, at Furman (2/13/16)  
FG Made:.....3, at Furman (2/13/16)  
FG Att: .....4, 2x, at VMI (2/25/16)  
3-Point FGs: .....1, 4x, at VMI (2/25/16)  
3-Point FGA: .....4, at VMI (2/25/16)  
FT Made: .....1, 2x, vs. The Citadel (2/6/16)  
FT Att: .....2, 2x, vs. The Citadel (2/6/16)  
Rebounds: .....4, vs. The Citadel (2/6/16)  
Assists: .....1, 5x, at VMI (2/25/16)  
Blocks: .....N/A  
Steals: .....1, 2x, at VMI (2/25/16)  
Minutes: .....13, at VMI (2/25/16)

2016-17 GAME-BY-GAME STATISTICS

Opponent	Date	GS	Min	FG	FGA	Pct	3FG	FGA	Pct	FT	FTA	Pct	O	D	Tot	Avg	PF	FO	A	TO	Blk	Stl	Pts	Avg
BREWTON-PARKER	11/11/16																							
vs Florida	11/13/16																							
GA. SOUTHERN	11/20/16																							
RADFORD	11/22/16																							
vs East Carolina	11/25/16		1	0	0	.000	0	0	.000	0	0	.000	0	0	0	0.0	0	0	0	0	0	0	0	0.0
vs Akron	11/26/16																							
DAVIDSON	11/29/16		2	0	0	.000	0	0	.000	0	0	.000	0	1	1	0.5	2	0	0	0	0	0	0	0.0
Totals			0	3	0	0.000	0	0	.000	0	0	.000	0	1	1	0.5	2	0	0	0	0	0	0	0.0

CAREER STATISTICS

Season	gp-gs	min/avg	Total		3-Point		F-Throws		Rebounds											Scoring	
			fg-fga	pct	fg-fga	pct	ft-fta	pct	off	def	tot	avg	pf	fo	ast	to	blk	stl		pts	avg
2015-16	23-0	97/4.2	9-28	.321	7-15	.467	5-10	.500	3	14	17	0.7	14	0	5	7	0	3		30	1.3
2016-17	2-0	3/1.5	0-0	.000	0-0	.000	0-0	.000	0	1	1	0.5	2	0	0	0	0	0		0	0.0
TOTAL	25-0	100/4.0	9-28	.321	7-15	.467	5-10	.500	3	15	18	0.7	16	0	5	7	0	3		30	1.2



# Stephen GAVIN

**G • 6-3 • 190 • So. • SQ**

**Savannah, Ga. / Hilton Head Preparatory School**

## BIO

### HIGH SCHOOL

- Averaged 16 points senior year
- Played at Savannah Day Country HS for three years
- Played in SCISA North vs. South Game
- Earned 2A SCISA All-Region, All-State honors

### PERSONAL

- Son of Kevin Gavin and Allison Hersh
- Has one sister, Shannon
- Born on Feb. 19, 1997

# 3

## TOP PERFORMANCES


Minutes ..... 1, vs. Brewton-Parker (11/11/16)

## 2016-17 GAME-BY-GAME STATISTICS

Opponent	Date	GS	Min	FG	FGA	Pct	3FG	FGA	Pct	FT	FTA	Pct	O	D	Tot	Avg	PF	FO	A	TO	Blk	Stl	Pts	Avg
BREWTON-PARKER	11/11/16		1	0	0	.000	0	0	.000	0	0	.000	0	0	0	0.0	0	0	0	0	0	0	0	0.0
vs Florida	11/13/16		DNP																					
GA. SOUTHERN	11/20/16		DNP																					
RADFORD	11/22/16		DNP																					
vs East Carolina	11/25/16		DNP																					
vs Akron	11/26/16		DNP																					
DAVIDSON	11/29/16		DNP																					
<b>Totals</b>			<b>0</b>	<b>1</b>	<b>0</b>	<b>0.000</b>	<b>0</b>	<b>0</b>	<b>.000</b>	<b>0</b>	<b>0</b>	<b>.000</b>	<b>0</b>	<b>0</b>	<b>0</b>	<b>0.0</b>	<b>0</b>	<b>0</b>	<b>0</b>	<b>0</b>	<b>0</b>	<b>0</b>	<b>0</b>	<b>0.0</b>

## CAREER STATISTICS

			Total		3-Point		F-Throws		Rebounds											Scoring	
Season	gp-gs	min/avg	fg-fga	pct	fg-fga	pct	ft-fta	pct	off	def	tot	avg	pf	fo	ast	to	blk	stl	pts	avg	
2016-17	1-0	1/1.0	0-0	.000	0-0	.000	0-0	.000	0	0	0	0.0	0	0	0	0	0	0	0	0.0	
TOTAL	1-0	1/1.0	0-0	.000	0-0	.000	0-0	.000	0	0	0	0.0	0	0	0	0	0	0	0	0.0	



# Jordan STRAWBERRY

G • 6-1 • 175 • Jr. • 2L  
Anaheim, Calif. / South Kent School

## BIO

### 2015-16

- Career-high 24 points at Chattanooga (1/5)
- Career-high 8 assists vs. Wofford (1/16), Citadel (2/6) & Chattanooga (2/8)
- 11 games of 5+ assists

### HIGH SCHOOL

- Led Monarchs to three State Championships, two CIF Southern Section Championships and four league titles
- All-State, All-CIF and first team All-League as junior and senior

### 2014-15

- Season-highs in points, FGs made & attempted, 3pt FGs attempted, assists, minutes played at Georgia (12/27)
- 4 games with 10+ points
- Season-high 3 3-pointers, 2 steals vs. Dartmouth (12/16)
- Multiple assists in 20 games

### PERSONAL

- Born March 17, 1994 in Los Angeles, California
- Son of Darryl Strawberry and Charisse Strawberry-Fuller

5

## TOP PERFORMANCES

Points: ..... 24, at Chattanooga (1/05/16)  
Rebounds: ..... 6, Chattanooga (02/08/16)  
Assists: ..... 11, Brewton-Parker (11/11/16)  
Steals: ..... 3, 3x, at Coastal Carolina (03/15/16)  
Blocks: ..... 1, ETSU (02/20/16)  
FG made: ..... 8, at Chattanooga (1/05/16)  
FG attempts: ..... 14, Chattanooga (02/08/16)  
3FG made: ..... 3, 5x, at UNCG (2/28/16)  
3-Point FGA: ..... 6, 2x, vs. ETSU (2/20/16)  
FT made: ..... 6, 2x, Ga. Southern (11/20/16)  
FT attempts: ..... 6, 3x, Ga. Southern (11/20/16)  
Minutes: ..... 42, vs. Chattanooga (2/8/16)

## 2016-17 GAME-BY-GAME STATISTICS

Opponent	Date	GS	Min	FG	FGA	Pct	3FG	FGA	Pct	FT	FTA	Pct	O	D	Tot	Avg	PF	FO	A	TO	Blk	Stl	Pts	Avg
BREWTON-PARKER	11/11/16	*	24	3	5	.600	1	2	.500	0	0	.000	1	4	5	5.0	1	0	11	1	0	2	7	7.0
vs Florida	11/13/16	*	21	1	3	.333	0	0	.000	2	3	.667	2	1	3	4.0	1	0	2	4	0	0	4	5.5
GA. SOUTHERN	11/20/16	*	24	3	8	.375	1	4	.250	6	6	1.000	0	2	2	3.3	2	0	2	1	0	1	13	8.0
RADFORD	11/22/16	*	26	4	9	.444	1	3	.333	1	2	.500	0	2	2	3.0	4	0	4	2	0	0	10	8.5
vs East Carolina	11/25/16	*	30	2	7	.286	1	2	.500	3	3	1.000	0	4	4	3.2	2	0	1	1	0	2	8	8.4
vs Akron	11/26/16	*	33	2	8	.250	1	4	.250	2	2	1.000	1	2	3	3.2	0	0	3	2	0	0	7	8.2
DAVIDSON	11/29/16	*	24	2	5	.400	0	2	.000	0	0	.000	1	3	4	3.3	0	0	5	1	0	0	4	7.6
Totals		7	182	17	45	.378	5	17	.294	14	16	.875	5	18	23	3.3	10	0	28	12	0	5	53	7.6

## CAREER STATISTICS

			Total		3-Point		F-Throws		Rebounds										Scoring	
Season	gp-gs	min/avg	fg-fga	pct	fg-fga	pct	ft-fta	pct	off	def	tot	avg	pf	fo	ast	to	blk	stl	pts	avg
2014-15	34-0	501/14.7	59-149	.396	14-38	.368	14-18	.778	11	29	40	1.2	47	0	70	42	0	15	146	4.3
2015-16	34-5	863/25.4	96-254	.378	34-95	.358	50-60	.833	21	61	82	2.4	47	1	126	61	1	33	276	8.1
2016-17	7-7	182/26.0	17-45	.378	5-17	.294	14-16	.875	5	18	23	3.3	10	0	28	12	0	5	53	7.6
TOTAL	75-12	1546/20.6	172-448	.384	53-150	.353	78-94	.830	37	108	145	1.9	104	1	224	115	1	53	475	6.3



# Ria'n HOLLAND

**G • 6-0 • 152 • R-Jr. • JC**

**Fayetteville, N.C. / Indian Hills CC / Wichita State**

## BIO

### 2015-16 (Indian Hills CC)

- Led team to 29-5 record, trip to NJCAA National Tourney
- First Team Iowa CC Athletic Conference selection
- Averaged 13.3 points per game
- Ranked 8th in NJCAA in 3pt Pct with .504

### 2014-15 (Wichita State)

- Averaged 1.9 points over 27 games
- Scored season-high nine points vs. George Washington (12/25)
- Season-best three rebounds vs. Memphis (11/18) along with five points scored

### 2013-14 (Wichita State)

- Redshirted true freshman season

### HIGH SCHOOL

- Averaged 16 points senior year
- Played at Savannah Day Country HS for three years
- Played in SCISA North vs. South Game
- Earned 2A SCISA All-Region, All-State honors

### PERSONAL

- Son of Robert and Rezina Holland
- Has a brother, Rosario, and a sister, Rezna
- Born on Nov. 12, 1994

# 10

## TOP PERFORMANCES

Points: ..... 26, vs East Carolina (11/25/16)  
 Rebounds: ..... 8, Radford (11/22/16)  
 Assists: ..... 4, Radford (11/22/16)  
 Steals: ..... 3, Georgia Southern (11/20/16)  
 Blocks: ..... 1, 2x, Davidson (11/29/16)  
 FG made: ..... 9, vs East Carolina (11/25/16)  
 FG attempts: ..... 20, vs East Carolina (11/25/16)  
 3FG made: ..... 5, 2x, vs Florida (11/13/16)  
 3FG attempts: ... 11, Brewton-Parker (11/11/16)  
 FT made: ..... 5, Brewton-Parker (11/11/16)  
 FT attempts: ..... 6, vs Akron (11/26/16)  
 Minutes: ..... 38, Radford (11/22/16)

^ - denotes from Wichita State

## 2016-17 GAME-BY-GAME STATISTICS

Opponent	Date	GS	Min	FG	FGA	Pct	3FG	FGA	Pct	FT	FTA	Pct	O	D	Tot	Avg	PF	FO	A	TO	Blk	Stl	Pts	Avg
BREWTON-PARKER	11/11/16	*	27	7	14	.500	5	11	.455	5	5	1.000	0	2	2	2.0	1	0	1	2	0	1	24	24.0
vs Florida	11/13/16	*	32	8	16	.500	5	10	.500	0	0	.000	0	4	4	3.0	4	0	1	3	0	1	21	22.5
GA. SOUTHERN	11/20/16	*	36	7	13	.538	2	7	.286	2	3	.667	0	3	3	3.0	2	0	3	1	1	3	18	21.0
RADFORD	11/22/16	*	38	5	11	.455	2	5	.400	3	4	.750	3	5	8	4.3	1	0	4	1	0	2	15	19.5
vs East Carolina	11/25/16	*	37	9	20	.450	4	10	.400	4	5	.800	0	4	4	4.2	1	0	2	0	0	1	26	20.8
vs Akron	11/26/16	*	33	5	10	.500	3	6	.500	4	6	.667	1	2	3	4.0	3	0	3	0	0	0	17	20.2
DAVIDSON	11/29/16	*	24	2	8	.250	1	3	.333	4	4	1.000	1	0	1	3.6	0	0	1	4	1	1	9	18.6
<b>Totals</b>			<b>7</b>	<b>227</b>	<b>43</b>	<b>.467</b>	<b>22</b>	<b>52</b>	<b>.423</b>	<b>22</b>	<b>27</b>	<b>.815</b>	<b>5</b>	<b>20</b>	<b>25</b>	<b>3.6</b>	<b>12</b>	<b>0</b>	<b>15</b>	<b>11</b>	<b>2</b>	<b>9</b>	<b>130</b>	<b>18.6</b>

## CAREER STATISTICS

Season	gp-gs		min/avg		Total		3-Point		F-Throws		Rebounds												Scoring	
					fg-fga	pct	fg-fga	pct	ft-fta	pct	off	def	tot	avg	pf	fo	ast	to	blk	stl			pts	avg
2014-15*	27	0	229	8.5	17-53	.321	12-35	.343	4-4	1.000	8	12	20	0.7	27	0	10	7	1	6			50	1.9
2016-17	7	7	227	32.4	43-92	.467	22-52	.423	22-27	.815	5	20	25	3.6	12	0	15	11	2	9			130	18.6
TOTAL	7	7	227	32.4	43-92	.467	22-52	.423	22-27	.815	5	20	25	3.6	12	0	15	11	2	9			130	18.6
All*	34	7	456	13.4	60-145	.414	34-87	.391	26-31	.839	13	32	45	1.3	39	0	25	18	3	15			180	5.3

\* Statistics from prior team/school



Ryan  
JOHNSON

G • 6-5 • 192 • R-So. • JC  
Greensboro, N.C. / Tallahassee CC

BIO

2015-16 (Tallahassee CC)

- Averaged 11.3 points per game, scoring 20+ in five games
- Scored career-high 30 pts vs St. Petersburg College
- Averaged 4.6 reboudns and 1.3 assists

2014-15 (Tallahassee CC)

- Redshirted season

HIGH SCHOOL

- Averaged 27.0 points, 6.0 rebounds, 4.0 assists
- Scored over 2,000 career points
- Rated as 16th overall prospect, No. 2 wing/guard in North Carolina by Pheom Hoops Report

PERSONAL

- Originally from Greensboro, N.C.

13

TOP PERFORMANCES


Points: .....10, 2x, Davidson (11/29/16)  
Rebounds: .....7, vs Florida (11/13/16)  
Assists: .....2, vs East Carolina (11/25/16)  
FG made: .....4, vs East Carolina (11/25/16)  
FG attempts: .....7, vs East Carolina (11/25/16)  
3FG made: .....2, 3x, Davidson (11/29/16)  
3FG attempts: .....5, vs East Carolina (11/25/16)  
FT made: .....2, 2x, Davidson (11/29/16)  
FT attempts: .....2, 2x, Davidson (11/29/16)  
Minutes .....20, vs East Carolina (11/25/16)

2016-17 GAME-BY-GAME STATISTICS

Opponent	Date	GS	Min	FG	FGA	Pct	3FG	FGA	Pct	FT	FTA	Pct	O	D	Tot	Avg	PF	FO	A	TO	Blk	Stl	Pts	Avg
BREWTON-PARKER	11/11/16	13	2	4	.500	1	2	.500	0	0	.000	1	5	6	6.0	1	0	1	0	0	0	0	5	5.0
vs Florida	11/13/16	18	3	6	.500	1	2	.500	0	0	.000	1	6	7	6.5	1	0	1	0	0	0	0	7	6.0
GA. SOUTHERN	11/20/16	16	0	3	.000	0	1	.000	0	0	.000	0	3	3	5.3	4	0	0	1	0	0	0	4	4.0
RADFORD	11/22/16	11	3	5	.600	2	3	.667	0	1	.000	0	1	1	4.3	1	0	0	0	0	0	0	8	5.0
vs East Carolina	11/25/16	20	4	7	.571	2	5	.400	0	0	.000	2	4	6	4.6	3	0	2	2	0	0	0	10	6.0
vs Akron	11/26/16	11	0	5	.000	0	2	.000	2	2	1.000	1	2	3	4.3	0	0	0	0	0	0	2	5.3	
DAVIDSON	11/29/16	17	3	5	.600	2	4	.500	2	2	1.000	1	4	5	4.4	2	0	0	1	0	0	10	6.0	
Totals		0	106	15	35	.429	8	19	.421	4	5	.800	6	25	31	4.4	12	0	4	4	0	0	42	6.0

CAREER STATISTICS

			Total		3-Point		F-Throws		Rebounds											Scoring	
Season	gp-gs	min/avg	fg-fga	pct	fg-fga	pct	ft-fta	pct	off	def	tot	avg	pf	fo	ast	to	blk	stl	pts	avg	
2016-17	7-0	106/15.1	15-35	.429	8-19	.421	4-5	.800	6	25	31	4.4	12	0	4	4	0	0	42	6.0	
TOTAL	7-0	106/15.1	15-35	.429	8-19	.421	4-5	.800	6	25	31	4.4	12	0	4	4	0	0	42	6.0	



# Ethan STAIR

**G • 6-5 • 205 • So. • 1L**  
**Hazel Green, Ala. / Hazel Green HS**

## BIO

### 2015-16

- Career-high 15 points at Wofford (2/11/16)
- Career-high 9 rebounds vs. W. Michigan (11/29)
- 10 games of 10+ points

### PERSONAL

- Son of David and Jackie Stair
- Has one brother and one sister
- Born on November 6, 1996

### HIGH SCHOOL

- Averaged 22.4 points and 12.3 boards as a senior
- Recorded over 1,500 points and 1,000 rebounds in career
- All-State selection as a senior
- Team won state title in 2012
- Hazel Green HS record holder in 50-meter freestyle in swimming

## 2016-17 GAME-BY-GAME STATISTICS

Opponent	Date	GS	Min	FG	FGA	Pct	3FG	FGA	Pct	FT	FTA	Pct	O	D	Tot	Avg	PF	FO	A	TO	Blk	Stl	Pts	Avg
.																								
Totals																								


14

## TOP PERFORMANCES

Points: .....15, at Wofford (2/11/16)  
FG Made:.....6, at Wofford (2/11/16)  
FG Att: .....10, 3x, at VMI (2/25/16)  
3-Point FGs: .....2, 3x, vs. ETSU (2/20/16)  
3-Point FGA: .....5, vs. The Citadel (2/6/16)  
FT Made: .....4, at VMI (2/25/16)  
FT Att: .....4, 6x, at VMI (2/25/16)  
Rebounds: .....9, vs. Western Michigan (11/29/15)  
Assists: .....5, vs. The Citadel (2/6/16)  
Blocks: .....1, 4x, vs. ETSU (2/20/16)  
Steals: .....3, 3x, at Wofford (2/11/16)  
Minutes: .....37, at Wofford (2/11/16)

## CAREER STATISTICS

Season	gp-gs	min/avg	Total		3-Point		F-Throws		Rebounds				Scoring							
			fg-fga	pct	fg-fga	pct	ft-fa	pct	off	def	tot	avg	pf	fo	ast	to	blk	stl	pts	avg
2015-16	34-11	822/24.2	86-201	.428	18-64	.281	33-53	.623	44	98	142	4.2	76	3	37	44	6	22	223	6.6
TOTAL	34-11	822/24.2	86-201	.428	18-64	.281	33-53	.623	44	98	142	4.2	76	3	37	44	6	22	223	6.6



# Stephon JELKS

**F • 6-6 • 225 • Jr. • 2L**

**Marietta, Ga. / North Cobb Christian School**

## BIO

### 2015-16

- Career-high 24 points and career-high 17 rebounds at The Citadel (1/9)
- 10 double-doubles on the season
- 4 games of 20+ points
- 4 games of 15+ rebounds, 13 games of 10+ rebounds
- SoCon Player of the Month for December

- Career-high 9 rebounds in SoCon Tournament vs. VMI (3/7)
- Multiple rebounds in 23 games

### HIGH SCHOOL

- Averaged 14.1 points, 10.3 rebounds as a senior
- Region Co-MVP as junior
- Also played football

### PERSONAL

- Son of Stephanie Hargett
- Born on July 4, 1996 in Valdosta Ga.

# 15

## TOP PERFORMANCES

Points: .....24, at The Citadel (1/9/16)  
 FG Made:.....9, 2x, at Samford (2/1/16)  
 FG Att: .....17, at The Citadel (1/9/16)  
 3-Point FGs: .....4, 2x, vs. WCU (2/18/16)  
 3-Point FGA: .....8, at Davidson (11/23/15)  
 FT Made: .....7, vs. George Mason (11/16/15)  
 FT Att: .....9, at Kennesaw State (12/30/15)  
 Rebounds: .....17, at The Citadel (1/9/16)  
 Assists: .....5, vs. Tulane (11/26/15)  
 Blocks: .....2, 2x, at Arkansas (12/19/15)  
 Steals:.....3, 2x, at Arkansas (12/19/15)  
 Minutes: .....41, at Arkansas (12/19/15)

### 2014-15

- Selected to SoCon All-Freshman Team
- Season-high 14 points twice (vs. Wofford, vs. ETSU)
- 10+ points in six games & four-straight games played

## 2016-17 GAME-BY-GAME STATISTICS

Opponent	Date	GS	Min	FG	FGA	Pct	3FG	FGA	Pct	FT	FTA	Pct	O	D	Tot	Avg	PF	FO	A	TO	Blk	Stl	Pts	Avg	
BREWTON-PARKER	11/11/16	*	22	5	9	.556	0	2	.000	0	0	.000	4	3	7	7.0	1	0	4	3	0	0	10	10.0	
vs Florida	11/13/16	*	19	2	4	.500	1	3	.333	0	0	.000	0	1	1	4.0	2	0	0	2	1	0	5	7.5	
GA. SOUTHERN	11/20/16	*	29	4	5	.800	1	2	.500	6	6	1.000	3	6	9	5.7	1	0	5	2	0	0	15	10.0	
RADFORD	11/22/16	*	29	0	3	.000	0	2	.000	4	4	1.000	1	4	5	5.5	1	0	0	2	1	1	4	8.5	
vs East Carolina	11/25/16	*	20	4	10	.400	2	5	.400	0	0	.000	3	2	5	5.4	4	0	0	0	1	0	10	8.8	
vs Akron	11/26/16	*	29	2	5	.400	1	3	.333	0	0	.000	1	5	6	5.5	1	0	1	2	0	1	5	8.2	
DAVIDSON	11/29/16	*	16	1	3	.333	1	3	.333	1	2	.500	0	5	5	5.4	0	0	1	3	0	0	4	7.6	
Totals			7	164	18	39	.462	6	20	.300	11	12	.917	12	26	38	5.4	10	0	11	14	3	2	53	7.6

## CAREER STATISTICS

Season	gp-gs		min/avg		Total		3-Point		F-Throws		Rebounds											Scoring	
					fg-fga	pct	fg-fga	pct	ft-fga	pct	off	def	tot	avg	pf	fo	ast	to	blk	stl		pts	avg
2014-15	31-1	397/12.8	61-116	.526	12-27	.444	25-37	.676	39	62	101	3.3	34	0	14	16	6	14				159	5.1
2015-16	34-34	987/29.0	138-320	.431	48-135	.356	73-93	.785	82	202	284	8.4	81	2	66	50	11	29				397	11.7
2016-17	7-7	164/23.4	18-39	.462	6-20	.300	11-12	.917	12	26	38	5.4	10	0	11	14	3	2				53	7.6
<b>TOTAL</b>	<b>72-42</b>	<b>1548/21.5</b>	<b>217-475</b>	<b>.457</b>	<b>66-182</b>	<b>.363</b>	<b>109-142</b>	<b>.768</b>	<b>133</b>	<b>290</b>	<b>423</b>	<b>5.9</b>	<b>125</b>	<b>2</b>	<b>91</b>	<b>80</b>	<b>20</b>	<b>45</b>				<b>609</b>	<b>8.5</b>



# Darius ROY

**G • 6-2 • 170 • Fr. • HS**

**Lawton, Okla. / Lawton Eisenhower HS**

## BIO

### HIGH SCHOOL

- Led team to 2015 State Championship
- Named to 2015 State All-Tournament Team
- Named to VYPE PReseason Top 50 in the Class of 2016

# 20

## TOP PERFORMANCES

Points: .....2, 4x, Davidson (11/29/16)  
 Rebounds: .5, 2x, Georgia Southern (11/20/16)  
 Assists: .....1, 2x, Georgia Southern (11/20/16)  
 Steals: .....2, vs Florida (11/13/16)  
 FG made: .....1, 3x, Davidson (11/29/16)  
 FG attempts: .....8, Davidson (11/29/16)  
 3FG attempts: .....2, Brewton-Parker (11/11/16)  
 FT made: .....2, vs Florida (11/13/16)  
 FT attempts: .....4, vs Florida (11/13/16)  
 Minutes.....16, Davidson (11/29/16)

## 2016-17 GAME-BY-GAME STATISTICS

Opponent	Date	GS	Min	FG	FGA	Pct	3FG	FGA	Pct	FT	FTA	Pct	O	D	Tot	Avg	PF	FO	A	TO	Blk	Stl	Pts	Avg
BREWTON-PARKER	11/11/16	6	1	3	.333	0	2	.000	0	0	.000	1	1	2	2.0	0	0	0	1	0	0	2	2.0	
vs Florida	11/13/16	12	0	3	.000	0	0	.000	2	4	.500	2	3	5	3.5	1	0	1	0	0	2	2	2.0	
GA. SOUTHERN	11/20/16	9	0	2	.000	0	0	.000	0	0	.000	2	3	5	4.0	0	0	1	0	0	1	0	1.3	
RADFORD	11/22/16	2	0	1	.000	0	1	.000	0	0	.000	0	0	0	3.0	0	0	0	0	0	0	0	1.0	
vs East Carolina	11/25/16	3	0	0	.000	0	0	.000	0	0	.000	0	0	0	2.4	0	0	0	0	0	0	0	0.8	
vs Akron	11/26/16	5	1	2	.500	0	0	.000	0	0	.000	1	1	2	2.3	1	0	0	0	0	0	2	1.0	
DAVIDSON	11/29/16	16	1	8	.125	0	0	.000	0	0	.000	1	0	1	2.1	1	0	0	0	0	0	2	1.1	
Totals		0	53	3	19	.158	0	3	.000	2	4	.500	7	8	15	2.1	3	0	2	1	0	3	8	1.1

## CAREER STATISTICS

			Total		3-Point		F-Throws		Rebounds											Scoring	
Season	gp-gs	min/avg	fg-fga	pct	fg-fga	pct	ft-fta	pct	off	def	tot	avg	pf	fo	ast	to	blk	stl	pts	avg	
2016-17	7-0	53/7.6	3-19	.158	0-3	.000	2-4	.500	7	8	15	2.1	3	0	2	1	0	3	8	1.1	
TOTAL	7-0	53/7.6	3-19	.158	0-3	.000	2-4	.500	7	8	15	2.1	3	0	2	1	0	3	8	1.1	



# Demetre RIVERS

G • 6-8 • 180 • Jr. • 2L  
Ladson, S.C. / Stratford HS

## BIO

### 2015-16

- Career-high 22 points at Wofford (2/11/16)
- 16 points and career-high 9 rebounds vs. The Citadel (2/6)
- 17 games of 10+ points

### 2014-15

- Hit a 3-pointer, had a steal and an assist in debut against Piedmont (11/14)
- First career rebound at Western Carolina (1/22)

### HIGH SCHOOL

- 2x All-State, 3x All-Region performer
- Averaged 18.1 points, 7.1 rebounds per game
- Selected to play in NC vs. SC All-Star game

### PERSONAL

- Full name is Demetre Earl Rivers
- Born on December 7, 1995
- Son of Kenneth and Wanda Rivers

23

## TOP PERFORMANCES


Points: .....22, at Wofford (2/11/16)  
FG Made: .....8, 2x, vs. Brewton-Parker (11/11/16)  
FG Att: .....19, at Arkansas (12/19/15)  
3-Point FGs: .....4, at Wofford (2/11/16)  
3-Point FGA: .....8, at Wofford (2/11/16)  
FT Made: .....10, vs. Hiwassee (12/2/15)  
FT Att: .....11, 2x, vs. Alcorn State (12/5/15)  
Rebounds: .....9, vs. The Citadel (2/6/16)  
Assists: .....4, 2x, at Wofford (2/11/16)  
Blocks: .....2, vs. WCU (2/18/16)  
Steals: .....2, 2x, at WCU (1/24/16)  
Minutes: .....38, vs. Chattanooga (2/8/16)

## 2016-17 GAME-BY-GAME STATISTICS

Opponent	Date	GS	Min	FG	FGA	Pct	3FG	FGA	Pct	FT	FTA	Pct	O	D	Tot	Avg	PF	FO	A	TO	Blk	Stl	Pts	Avg
BREWTON-PARKER	11/11/16	*	31	8	15	.533	2	5	.400	0	0	.000	2	2	4	4.0	2	0	1	1	0	0	18	18.0
vs Florida	11/13/16	*	16	1	4	.250	0	2	.000	0	0	.000	0	1	1	2.5	5	1	2	2	0	0	2	10.0
GA. SOUTHERN	11/20/16	*	22	3	4	.750	1	2	.500	6	7	.857	0	3	3	2.7	2	0	1	2	0	0	13	11.0
RADFORD	11/22/16	*	33	7	7	1.000	1	1	1.000	1	1	1.000	0	2	2	2.5	4	0	2	2	0	0	16	12.3
vs East Carolina	11/25/16	*	39	4	9	.444	2	6	.333	0	0	.000	1	1	2	2.4	3	0	1	1	1	1	10	11.8
vs Akron	11/26/16	*	34	3	5	.600	2	4	.500	4	6	.667	2	0	2	2.3	3	0	2	3	0	0	12	11.8
DAVIDSON	11/29/16	*	23	2	5	.400	0	2	.000	2	2	1.000	0	1	1	2.1	1	0	0	4	1	0	6	11.0
Totals		7	198	28	49	.571	8	22	.364	13	16	.813	5	10	15	2.1	20	1	9	15	2	1	77	11.0

## CAREER STATISTICS

			Total		3-Point		F-Throws		Rebounds											Scoring	
Season	gp-gs	min/avg	fg-fga	pct	fg-fga	pct	ft-fta	pct	off	def	tot	avg	pf	fo	ast	to	blk	stl	pts	avg	
2014-15	21-0	43/2.0	1-8	.125	1-5	.200	3-4	.750	0	1	1	0.0	7	0	1	5	2	1	6	0.3	
2015-16	34-33	823/24.2	112-260	.431	43-115	.374	64-74	.865	52	57	109	3.2	52	0	29	55	9	12	331	9.7	
2016-17	7-7	198/28.3	28-49	.571	8-22	.364	13-16	.813	5	10	15	2.1	20	1	9	15	2	1	77	11.0	
TOTAL	62-40	1064/17.2	141-317	.445	52-142	.366	80-94	.851	57	68	125	2.0	79	1	39	75	13	14	414	6.7	



# Ross CUMMINGS

**G • 6-3 • 165 • Fr. • HS**

**Dickson, Tenn. / Creek Wood HS**

## BIO

### HIGH SCHOOL

- Led team to 31-2 record in junior season and first state quarterfinals appearance in school history
- Rated the No. 8 player in Tennessee in 2016 class by Hoop Seen

# 24

## TOP PERFORMANCES


Points: .....3, Brewton-Parker (11/11/16)  
 Rebounds: .....3, vs Florida (11/13/16)  
 Assists: .....2, vs Florida (11/13/16)  
 Steals: .....1, Radford (11/22/16)  
 FG made: .....1, 2x, vs Florida (11/13/16)  
 FG attempts: .....4, Davidson (11/29/16)  
 3FG made: .....1, Brewton-Parker (11/11/16)  
 3FG attempts: .3, Georgia Southern (11/20/16)  
 Minutes: .....16, Ga. Southern (11/20/16)

## 2016-17 GAME-BY-GAME STATISTICS

Opponent	Date	GS	Min	FG	FGA	Pct	3FG	FGA	Pct	FT	FTA	Pct	O	D	Tot	Avg	PF	FO	A	TO	Blk	Stl	Pts	Avg
BREWTON-PARKER	11/11/16	11	1	1	1	1.000	1	1	1.000	0	0	.000	0	0	0	0.0	0	0	1	0	0	0	3	3.0
vs Florida	11/13/16	12	1	3	3	.333	0	0	.000	0	0	.000	2	1	3	1.5	2	0	2	1	0	0	2	2.5
GA. SOUTHERN	11/20/16	16	0	3	3	.000	0	3	.000	0	0	.000	0	0	0	1.0	0	0	0	1	0	0	0	1.7
RADFORD	11/22/16	7	0	1	1	.000	0	1	.000	0	0	.000	0	0	0	0.8	0	0	0	0	0	1	0	1.3
vs East Carolina	11/25/16	DNP																						
vs Akron	11/26/16	2	0	0	0	.000	0	0	.000	0	0	.000	0	0	0	0.6	0	0	0	0	0	0	0	1.0
DAVIDSON	11/29/16	13	0	4	4	.000	0	2	.000	0	0	.000	2	0	2	0.8	1	0	0	0	0	0	0	0.8
<b>Totals</b>		<b>0</b>	<b>61</b>	<b>2</b>	<b>12</b>	<b>.167</b>	<b>1</b>	<b>7</b>	<b>.143</b>	<b>0</b>	<b>0</b>	<b>.000</b>	<b>4</b>	<b>1</b>	<b>5</b>	<b>0.8</b>	<b>3</b>	<b>0</b>	<b>3</b>	<b>2</b>	<b>0</b>	<b>1</b>	<b>5</b>	<b>0.8</b>

## CAREER STATISTICS

			Total		3-Point		F-Throws		Rebounds											Scoring	
Season	gp-gs	min/avg	fg-fga	pct	fg-fga	pct	ft-fta	pct	off	def	tot	avg	pf	fo	ast	to	blk	stl	pts	avg	
2016-17	6-0	61/10.2	2-12	.167	1-7	.143	0-0	.000	4	1	5	0.8	3	0	3	2	0	1	5	0.8	
TOTAL	6-0	61/10.2	2-12	.167	1-7	.143	0-0	.000	4	1	5	0.8	3	0	3	2	0	1	5	0.8	



# Rashad LEWIS

**G • 5-8 • 156 • Jr. • JC**

**Valdosta, Ga. / Tallahassee CC**

## BIO

### 2015-16 (Tallahassee CC)

- Named FCSAA/NJCAA Region All-Tourney team and all-conference honors
- Scored 11.8 points per game, averaged 3.2 three-point made baskets per game ranking 11th in the country
- Shot .420 from behind the arc
- Scored 20+ points on six occasions, career high was 26

### HIGH SCHOOL

- Averaged 21.2 ppg as a junior, 19.3 ppg his senior year
- Named Region Player of the Year his senior season

### PERSONAL

- Originally from Brooklyn, N.Y.

# 25

## TOP PERFORMANCES

Points: .....3, 2x, Radford (11/22/16)  
 Rebounds: .....2, vs East Carolina (11/25/16)  
 Assists: .....7, Radford (11/22/16)  
 Steals: .....1, 2x, vs Florida (11/13/16)  
 FG made: .....1, 4x, Davidson (11/29/16)  
 FG attempts: .....6, Davidson (11/29/16)  
 3FG made: .....1, Radford (11/22/16)  
 3FG attempts: .....2, 3x, Davidson (11/29/16)  
 FT made: .....1, 2x, vs Florida (11/13/16)  
 FT attempts: .....2, 2x, vs Florida (11/13/16)  
 Minutes: .....16, Davidson (11/29/16)

### 2014-15 (Tallahassee CC)

- Averaged 6.4 ppg, Made 80 pct. of free throws
- Second on team with 35 steals

## 2016-17 GAME-BY-GAME STATISTICS

Opponent	Date	GS	Min	FG	FGA	Pct	3FG	FGA	Pct	FT	FTA	Pct	O	D	Tot	Avg	PF	FO	A	TO	Blk	Stl	Pts	Avg
BREWTON-PARKER	11/11/16	15	1	2	.500	0	1	.000	1	2	.500	0	1	1	1.0	0	0	2	0	0	1	3	3.0	
vs Florida	11/13/16	12	0	2	.000	0	0	.000	1	2	.500	0	0	0	0.5	2	0	0	2	0	1	1	2.0	
GA. SOUTHERN	11/20/16	8	0	2	.000	0	2	.000	0	0	.000	0	1	1	0.7	0	0	2	0	0	0	0	1.3	
RADFORD	11/22/16	14	1	2	.500	1	2	.500	0	0	.000	0	0	0	0.5	0	0	7	1	0	0	3	1.8	
vs East Carolina	11/25/16	10	1	2	.500	0	1	.000	0	0	.000	0	2	2	0.8	3	0	3	0	0	0	2	1.8	
vs Akron	11/26/16	7	0	0	.000	0	0	.000	0	0	.000	0	0	0	0.7	0	0	0	1	0	0	0	1.5	
DAVIDSON	11/29/16	16	1	6	.167	0	2	.000	0	0	.000	0	1	1	0.7	1	0	4	0	0	0	2	1.6	
Totals		0	82	4	16	.250	1	8	.125	2	4	.500	0	5	5	0.7	6	0	18	4	0	2	11	1.6

## CAREER STATISTICS

			Total		3-Point		F-Throws		Rebounds											Scoring	
Season	gp-gs	min/avg	fg-fga	pct	fg-fga	pct	ft-fta	pct	off	def	tot	avg	pf	fo	ast	to	blk	stl	pts	avg	
2016-17	7-0	82/11.7	4-16	.250	1-8	.125	2-4	.500	0	5	5	0.7	6	0	18	4	0	2	11	1.6	
TOTAL	7-0	82/11.7	4-16	.250	1-8	.125	2-4	.500	0	5	5	0.7	6	0	18	4	0	2	11	1.6	



# Mac BRYDON

**C • 6-10 • 280 • Fr. • HS**

**Charlotte, N.C. / Carmel Christian HS**

## BIO

### HIGH SCHOOL

- Led team to undefeated conference slate and tournament championship his senior year, named all-conference
- Led team in rebounds and blocks for 3 straight seasons
- Graduated with 4.0 GPA, received AASCI Award for highest cumulative math grade in 2015 and 2016

# 33

## TOP PERFORMANCES

## 2016-17 GAME-BY-GAME STATISTICS

Opponent	Date	GS	Min	FG	FGA	Pct	3FG	FGA	Pct	FT	FTA	Pct	O	D	Tot	Avg	PF	FO	A	TO	Blk	Stl	Pts	Avg
.																								
Totals																								

## CAREER STATISTICS



JJ  
N’GANGA

C • 6-10 • 250 • R-Sr. • TR  
Aubervilliers, France / New Mexico

BIO

2015-16 (New Mexico)

- Did not play due to injury, awarded medical redshirt

2014-15 (New Mexico)

- Averaged 6.4 ppg, Made 80 pct. of free throws
- Second on team with 35 steals

HIGH SCHOOL

- Attended Sunrise Christian Academy in Wichita, Kan.
- Led team to 25-4 record his senior year

PERSONAL

- Full name is Jean-Jacques Francis N’Ganga
- The oldest of four children

JuCo (Northern Oklahoma College-Tonkawa)

- Played two seasons (2012-13, 2013-14) at NOC-Tonkawa
- Averaged 6.0 points and 5.4 rebounds per game
- Shot .468 from the field as a sophomore
- Awarded Hays Scholarship - given to player w/best GPA

2016-17 GAME-BY-GAME STATISTICS

Opponent	Date	GS	Min	FG	FGA	Pct	3FG	FGA	Pct	FT	FTA	Pct	O	D	Tot	Avg	PF	FO	A	TO	Blk	Stl	Pts	Avg
BREWTON-PARKER	11/11/16	6	1	2	.500	0	0	.000	1	2	.500	0	0	0	0.0	0	0	0	1	1	0	3	3.0	
vs Florida	11/13/16	13	0	3	.000	0	0	.000	1	2	.500	0	0	0	0.0	4	0	0	0	0	1	1	2.0	
GA. SOUTHERN	11/20/16	2	0	0	.000	0	0	.000	0	0	.000	0	0	0	0.0	0	0	0	0	0	0	0	1.3	
BRADFORD	11/22/16	8	0	2	.000	0	0	.000	0	0	.000	0	0	0	0.0	1	0	0	0	0	0	0	1.0	
vs East Carolina	11/25/16	6	0	0	.000	0	0	.000	0	0	.000	0	2	2	0.4	0	0	0	0	0	1	0	0.8	
vs Akron	11/26/16	7	0	1	.000	0	0	.000	0	0	.000	1	0	1	0.5	0	0	0	1	0	0	0	0.7	
DAVIDSON	11/29/16	20	4	5	.800	0	0	.000	0	1	.000	5	8	13	2.3	1	0	0	2	1	0	8	1.7	
Totals		0	62	5	13	.385	0	0	.000	2	5	.400	6	10	16	2.3	6	0	0	4	3	1	12	1.7

TOP PERFORMANCES

Points: ..... 9, vs. Boston College (11/20/14)^  
FG Made:.....4, 2x, Davidson (11/29/16)  
FG Att: .....6, 2x, vs. Utah State (02/07/15)^  
3-Point FGs: ..... N/A  
3-Point FGA: ..... N/A  
FT Made: ..... 4, 2x, at UNLV (01/21/15)  
FT Att: ..... 5, 2x, vs. Fresno State (12/31/14)^  
Rebounds: ..... 13, Davidson (11/29/16)  
Assists: ..... 2, at Colorado State (02/10/15)^  
Blocks: ..... 2, vs. Boston College (11/20/14)^  
Steals: ..... 1, 2x, vs Florida (11/13/16)  
Minutes: ..... 25, vs. Boston College (11/20/14)^

^ - denotes from New Mexico

CAREER STATISTICS

Season	gp-gs		Total		3-Point		F-Throws		Rebounds											Scoring	
			fg-fga	pct	fg-fga	pct	ft-fta	pct	off	def	tot	avg								pts	avg
2014-15*	29-0	344/11.9	36-61	.590	0-0	.000	22-36	.611	18	30	48	1.7	54	1	6	31	5	1		94	3.2
2016-17	7-0	62/8.9	5-13	.385	0-0	.000	2-5	.400	6	10	16	2.3	6	0	0	4	3	1		12	1.7
TOTAL	7-0	62/8.9	5-13	.385	0-0	.000	2-5	.400	6	10	16	2.3	6	0	0	4	3	1		12	1.7
All*	36-0	406/11.3	41-74	.554	0-0	.000	24-41	.585	24	40	64	1.8	60	1	6	35	8	2		106	2.9

\* Statistics from prior team/school



# Andrew FISHLER

**C • 7-1 • 218 • R-Sr. • 1L**  
**Cumming, Ga. / Gulf Coast State**

## BIO

### 2015-16

- Career-high 20 points & 10 rebounds vs. Citadel (2/6)
- Career-best 8 blocks vs. Chattanooga (2/8)
- Scored 9 points in Mercer debut vs. Allen (11/13)

### 2014-15

- Redshirted season

### 2012-14 (Gulf Coast CC)

- Averaged 5.3 points, 4.8 boards and 2.6 blocks as a sophomore
- Holds program block records for single-game (6), season (76) and career (146)

### HIGH SCHOOL

- Holds Georgia block records for single-game (18), season (212) and career (308)
- Averaged 13.6 points and 8.1 rebounds per game as a senior

### PERSONAL

- Son of Todd and Nancy Fishler
- Has two brothers and one sister
- Born on August 24, 1993

# 55

## TOP PERFORMANCES

Points: .....20, The Citadel (02/06/16)  
 Rebounds: .....10, The Citadel (02/06/16)  
 Assists: .....1, 3x, Ga. Southern (11/20/16)  
 Steals: .....1, 2x, Hiwassee (12/02/15)  
 Blocks: .....8, Chattanooga (02/08/16)  
 FG made: .....7, The Citadel (02/06/16)  
 FG attempts: .....9, The Citadel (02/06/16)  
 FT made: .....6, The Citadel (02/06/16)  
 FT attempts: .....9, The Citadel (02/06/16)  
 Minutes: .....20, vs. Chattanooga (2/8/16)

## 2016-17 GAME-BY-GAME STATISTICS

Opponent	Date	GS	Min	FG	FGA	Pct	3FG	FGA	Pct	FT	FTA	Pct	O	D	Tot	Avg	PF	FO	A	TO	Blk	Stl	Pts	Avg
BREWTON-PARKER	11/11/16	10	0	2	.000	0	0	.000	1	2	.500	1	2	3	3.0	1	0	0	0	0	0	0	1	1.0
vs Florida	11/13/16	10	1	3	.333	0	0	.000	3	5	.600	1	0	1	2.0	2	0	0	0	0	1	0	5	3.0
GA. SOUTHERN	11/20/16	11	3	5	.600	0	0	.000	1	1	1.000	2	2	4	2.7	2	0	1	0	1	0	7	4.3	
RADFORD	11/22/16	12	0	2	.000	0	0	.000	2	2	1.000	1	3	4	3.0	1	0	0	1	5	0	2	3.8	
vs East Carolina	11/25/16	4	0	0	.000	0	0	.000	0	0	.000	0	0	0	2.4	0	0	0	0	0	0	0	3.0	
vs Akron	11/26/16	7	1	2	.500	0	0	.000	0	0	.000	1	0	1	2.2	4	0	0	1	0	0	2	2.8	
DAVIDSON	11/29/16	9	2	3	.667	0	0	.000	0	0	.000	2	1	3	2.3	1	0	0	0	0	1	4	3.0	
Totals		0	63	7	17	.412	0	0	.000	7	10	.700	8	8	16	2.3	11	0	1	2	7	1	21	3.0

## CAREER STATISTICS

			Total		3-Point		F-Throws		Rebounds											Scoring	
Season	gp-gs	min/avg	fg-fga	pct	fg-fga	pct	ft-fta	pct	off	def	tot	avg	pf	fo	ast	to	blk	stl	pts	avg	
2015-16	31-6	239/7.7	33-69	.478	0-0	.000	21-35	.600	18	40	58	1.9	33	0	2	16	23	2	87	2.8	
2016-17	7-0	63/9.0	7-17	.412	0-0	.000	7-10	.700	8	8	16	2.3	11	0	1	2	7	1	21	3.0	
TOTAL	38-6	302/7.9	40-86	.465	0-0	.000	28-45	.622	26	48	74	1.9	44	0	3	18	30	3	108	2.8	