

MERCER BEARS

GAME 11

2016-17 SCHEDULE

Date	Opponent	Result/Time
11/11	Emmanuel	W 84-70
11/13	at Georgia	L 64-72
11/16	Campbell	W 76-60
11/18	Florida Atlantic	W 74-57
11/22	at Illinois	W 51-33
11/25	at Houston	W 64-60
11/29	at Georgia Southern	W 77-56
12/3	Kennesaw State	W 61-46
12/7	at Georgia Tech	L 50-70
12/10	West Georgia	W 67-36
12/18	at Winthrop	2 p.m.
12/21	Florida State	7 p.m.
12/29	at Davidson	7 p.m.
12/31	Paine College	2 p.m.
1/5	*ETSU	5 p.m.
1/7	*Chattanooga	2 p.m.
1/12	*at UNCG	7 p.m.
1/14	*at Western Carolina	2 p.m.
1/19	*Furman	7 p.m.
1/21	*Wofford	2 p.m.
1/28	*Samford	2 p.m.
2/2	*at Chattanooga	5:30 p.m.
2/4	*at ETSU	2 p.m.
2/9	*Western Carolina	7 p.m.
2/11	*UNCG	2 p.m.
2/16	*at Wofford	6 p.m.
2/18	*at Furman	2 p.m.
2/25	*at Samford	3 p.m.
3/2-5	SoCon Tournament (Asheville, N.C.)	

* Southern Conference opponent
All Times Eastern and subject to change

MERCER BASKETBALL

Head Coach.....Susie Gardner
Assistant Coaches.....Tiffany Morton
Trelanne M. Powell
Ben Wierzba
Director of Operations.....Joseph Kuykendall
WBB Phone.....(478) 301-2059

MERCER COMMUNICATIONS

WBB Contact.....Jenny Moss
Office Phone.....(478) 301-5218
Cell Phone.....(478) 796-4336
Email.....moss_je@mercer.edu
Asst. AD/Media Relations.....Patrick Walsh
Graduate Asst.....Gerrit Van Genderen
Web Site.....www.MercerBears.com
Address.....1501 Mercer University Drive
Macon, GA 31207



www.facebook.com/MercerWBB
@MercerWBB



MERCER BEARS (8-2, 0-0 SoCon)
HEAD COACH: Susie Gardner (Georgia, 1986, '88)
CAREER RECORD: 273-249 (18th Season)
RECORD AT MERCER: 97-102 (7th Season)
VS. WINTHROP: 0-1 | **VS. COOK:** 0-0

Sunday, December 18, 2016 | 2 p.m.
Rock Hill, S.C. | Winthrop Coliseum
PLAY BY PLAY: Mike Pacheco
ANALYST: Karl Lyles



WINTHROP EAGLES (1-9, 0-0 Big South)
HEAD COACH: Kevin Cook (Urbana, 1983)
CAREER RECORD: 114-125 (9th Season)
RECORD AT WINTHROP: 67-69 (5th Season)
VS. MERCER: 0-0 | **VS. GARDNER:** 0-0

MOST RECENT STARTERS

NO.	NAME	PPG	RPG		NO.	NAME	PPG	RPG
1	SYDNI MEANS	10.7	4.2	G	12	NOELL KELLERS	2.2	1.3
	(5-5; Jr.; Stone Mountain, Ga.)					(5-6; So.; Scottsdale, Ariz.)		
24	KAHLIA LAWRENCE	15.4	5.1	G	33	ERICA WILLIAMS	14.6	5.3
	(5-8; Jr.; Columbus, Ga.)					(5-10; Sr.; Rex, Ga.)		
25	KEKE CALLOWAY	16.4	4.7	G	25	CHICIL BUFORD	3.8	0.8
	(5-9; So.; Forsyth, Ga.)					(5-9; Sr.; Buford, Ga.)		
23	KAYLA POTTS	3.8	5.9	F	1	AMARI GREVIOUS	0.5	1.4
	(5-10; Jr.; Rex, Ga.)					(6-4; Fr.; Orangeburg, S.C.)		
2	AMANDA THOMPSON	7.4	8.5	F	30	UCHECHI UFOCHUKWU	2.9	3.8
	(5-10; So.; Hayesville, N.C.)					(6-4; Fr.; Baltimore, Md.)		

OFF THE BENCH

13	CIARRA EDWARDS	0.8	0.8	C • G	3	DANYAEL GOODHOPE	8.0	2.5
	(6-1; Sr.; Florence, Ala.)					(5-6; Fr.; Virginia Beach, Va.)		
20	SHON KITCHENS	1.3	0.7	G	20	MARISSA CANTRELL	6.0	0.5
	(5-7; Jr.; Davisboro, Ga.)					(5-6; Fr.; Atlanta, Ga.)		
15	ALLY WELCH	0.8	1.6	F • G	15	NAIMA JACKSON	5.3	1.3
	(5-11; So.; Cumming, Ga.)					(5-8; Jr.; Clarkston, Ga.)		
4	CALLIE HACKETT	1.6	1.0	G	55	ANGELA PEREZ COELLO	6.6	3.9
	(5-5; So.; Carthage, Tenn.)					(6-1; Fr.; Vigo, Spain)		

THE STARTING 5...

- Mercer is 3-2 away from Hawkins Arena this season with wins over Illinois, Houston and Georgia Southern.
- The Bears are ranked No. 13 in the latest CollegenInsider.com Women's Mid-Major Top 25 Poll.
- Mercer is second in the nation with 10.5 turnovers per game and a +10.70 turnover margin.
- Sydni Means leads the Southern Conference and is 14th nationally with a 3.32 assist/turnover ratio.
- Mercer's 8-2 start to the season is the best under Coach Gardner.

SOUTHERN CONFERENCE STANDINGS

Team	SoCon	Overall
Mercer	0-0	8-2
Wofford	0-0	5-4
ETSU	0-0	6-5
Samford	0-0	5-5
Chattanooga	0-0	5-6
UNCG	0-0	5-6
Furman	0-0	4-7
Western Carolina	0-0	3-8

SOCON PLAYER OF THE WEEK

- Nov. 15** Sherae Bonner, Western Carolina
- Nov. 22** *Kahlia Lawrence, Mercer*
- Nov. 29** Tianna Tarter, ETSU
- Dec. 6** Tianna Tarter, ETSU
- Dec. 13** Tianna Tarter, ETSU

UPCOMING SOCON GAMES

Sunday, December 18

- Mercer at Winthrop 2 p.m.
- Furman at Davidson 2 p.m.
- Samford at Wake Forest 2 p.m.
- UNCG at North Carolina Central 4 p.m.

Monday, December 19

- ETSU vs. Maine 3 p.m.
- Gardner-Webb at Western Carolina 5 p.m.
- Wofford at Charleston Southern 7 p.m.

Tuesday, December 20

- ETSU vs. TBA TBA
- Richmond at Furman 5 p.m.
- Chattanooga at FGCU 7 p.m.

Wednesday, December 21

- High Point at Western Carolina 5 p.m.
- Florida State at Mercer 7 p.m.**
- Norfolk State at UNCG 7 p.m.

Thursday, December 22

- Samford at Georgia 1 p.m.

Tuesday, December 27

- Notre Dame at Chattanooga 6:30 p.m.

MERCER RANKED NO. 13 IN MID-MAJOR POLL

The Mercer women's basketball team has been voted No. 13 in the most recent CollegeInsider.com Women's Mid-Major Top 25 Poll, which was released on Dec 13.

The Bears fell two spots in the rankings from last week after a loss to Georgia Tech and a win over West Georgia. Mercer remains the only Southern Conference team currently ranked, but Chattanooga did receive votes in the latest poll.

STELLAR START

Mercer has started the season with a 8-2 record, the best under Coach Gardner. It is also the best start through 10 games since Mercer went 8-2 at the beginning of the 1980-81 season.

NO SOPHOMORE SLUMP FOR CALLOWAY

KeKe Calloway finished her freshman season as one of Mercer's leading scorers in the SoCon Tournament. The guard has started her sophomore season in much of the same fashion as she leads Mercer with 16.4 points per game.

Calloway has reached double figures in eight games this season and led the Bears in scoring in five games, including a 21-point performance vs. West Georgia on Saturday, Dec. 10. She also ranks third in the league and 112th nationally in ppg. Additionally, she ranks 81st nationally and third in the SoCon with 164 total points.

TWO FOR THREE

KeKe Calloway and Linnea Rosendal lead Mercer from outside the arc with 28 and 19 made three-pointers, respectively. Calloway is third in the SoCon and 35th nationally in made three pointers. Calloway is also first in the conference and 23rd nationally in three-point attempts. Rosendal ranks sixth in the conference with a 34.5 percentage from behind the arc.

BEARS ON THE BOARDS

Amanda Thompson leads Mercer on the boards with 8.5 rebounds per game this season, followed by Kayla Potts and Kahlia Lawrence with 5.9 and 5.1 rpg, respectively.

Thompson ranks third and fourth, respectively, in the SoCon in rebounds per game and total rebounds (85). She has grabbed at least nine rebounds in six of her last seven contests, including a career-high 16 against Kennesaw State.

SMOOTH CRIMINALS

As a team, Mercer has tallied 107 steals and is averaging 10.7 steals per game. The Bears lead the SoCon in both categories and rank 31st and 44th nationally.

Mercer has also recorded three of the SoCon's top five single-game steals performances, which includes the Bears' season-high 19 against Georgia Southern.

IT'S FOR FREE!

As a team, the Bears have connected on 75.9 percent of their attempts from the free throw line this season. Mercer leads the league and ranks 30th nationally in free throw percentage. Mercer has hit over 80 percent of its free throws in four games this season.

KeKe Calloway has the highest percentage on the team, having gone 20-of-22 from the charity stripe so far this season for SoCon-best 90.9 percent. Kahlia Lawrence is 24-for-29 from the free throw line, giving her an 82.8 percentage and ranking her in a tie for fifth among SoCon players.

SHARING IS CARING

After finishing last season leading the SoCon in total assists and assists per game, Sydni Means is still on top. Means has dished out 63 assists and is averaging 6.3 apg, both of which lead the conference. She is ranked 15th nationally in total assists and 21st in apg. Means also leads the conference with a 3.32 assist/ turnover ratio and ranks 14th nationally.

ALL ABOUT THE GIVE AND TAKE

In addition to leading the SoCon in assists and assists per game, Sydni Means has notched 29 steals and 2.9 steals per game. Means ranks first in the conference and 27th nationally in total steals and first in the league and 37th nationally in steals per game.

HOLDING ONTO THE BALL

The Bears are protecting the rock well this year and are second in the nation with just 10.5 turnovers per game. Against Florida Atlantic, Mercer committed just three turnovers, which is a nation-wide single-game low this season.

Mercer is also second in the nation in turnover margin, as the Bears have recorded a +10.70 turnover margin thus far. Mercer is forcing 21.20 turnovers per game, ranking first in the SoCon and 35th nationally.

THANKFUL FOR A PAIR OF WINS

Over the Thanksgiving holidays, Mercer hit the road to take on Illinois and Houston. The Bears were able to put together a pair of wins, which includes the first win over a Big Ten team since 1976.

SERIES HISTORY

Mercer leads the series 7-3, which includes a 3-2 mark in Rock Hill, S.C. The Bears and the Eagles have not faced one another since 2011, when Winthrop left Macon with an 88-74 victory.

SCOUTING WINTHROP

Winthrop is 1-9 on the season after falling in record-setting fashion to No. 3 Baylor on Thursday, 140-32. The 108-point loss was the largest margin in NCAA Division I history. So far this season the Eagles have been outscored by an average of 29.8 points per game and are riding a nine-game losing streak.

Erica Williams leads Winthrop with 14.6 points per game and ranks second on the team with 5.3 rebounds. Three other Eagles are averaging at least six points per game.

MERCER STEAMS PAST WEST GEORGIA, 67-36

KeKe Calloway scored 21 points to lead a trio of double-digit Bears as Mercer cruised to a 67-36 win over West Georgia on Saturday afternoon. Kahlia Lawrence and Kayla Potts added 14 and 10 points, respectively.

BEARS IN THE RANKINGS
(in games through December 16)

Category	Total	SoCon	National
Scoring Offense	66.8	3	153
Scoring Defense	56.0	1	41
Scoring Margin	10.8	1	85
Field Goal Percentage	38.1	6	232
Field Goal Pct. Defense	38.4	3	137
3-point FG Percentage	31.1	4	183
3-point FG Pct. Defense	30.6	7	156
Free Throw Percentage	75.9	1	30
Rebounds Per Game	38.40	3	191
Rebound Margin	-0.4	4	201
Blocks	28	5	194
Blocks Per Game	2.8	5	221
Assists	143	2	106
Assists Per Game	14.3	2	132
Assist/Turnover Ratio	1.36	1	15
Fewest Turnovers	105	1	13
Turnovers Per Game	10.5	1	2
Steals	107	1	31
Steals Per Game	10.7	1	44
Turnover Margin	+10.70	1	2
Turnovers Forced	21.20	1	35

Individual Rankings (Top 100)

Total Points	Total	SoCon	National
KeKe Calloway	164	3	81
Field Goal Attempts	Total	SoCon	National
Kahlia Lawrence	170	3	17
KeKe Calloway	161	4	27
Field Goals Made	Total	SoCon	National
Kahlia Lawrence	64	3	60
Three-Point FG Attempts	Total	SoCon	National
KeKe Calloway	83	1	23
Three-Point FGs Made	Total	SoCon	National
KeKe Calloway	28	3	35
Three-Point FGs Per Game	Total	SoCon	National
KeKe Calloway	2.80	3	46
Rebounds	Total	SoCon	National
Amanda Thompson	85	4	71
Rebounds Per Game	Total	SoCon	National
Amanda Thompson	8.5	3	90
Assist/Turnover Ratio	Total	SoCon	National
Sydni Means	3.32	1	14
Assists	Total	SoCon	National
Sydni Means	63	1	15
Assists Per Game	Total	SoCon	National
Sydni Means	6.3	1	21
Steals	Total	SoCon	National
Sydni Means	29	1	27
Amanda Thompson	22	4	100
Steals Per Game	Total	SoCon	National
Sydni Means	2.90	1	37

HOW IT HAPPENED

Both teams got off to a slow start and traded baskets for the entire first quarter, which included three ties. Mercer took a 9-6 lead with 2:34 left in the period before both teams went on a scoring drought for the remainder of the quarter. The Bears opened the second quarter with an 11-0 run that featured three treys from KeKe Calloway, pushing Mercer's lead to 20-6 with 7:26 to play in the half. A couple of well-timed three-pointers for the Wolves cut Mercer's lead to 24-14 less than three minutes later. The teams went back-and-forth for the final minutes of the half, but Mercer outscored West Georgia 8-6 to take a 32-20 lead into halftime.

Mercer came out hot in the second half, using a 15-4 run to surge to a 47-24 lead with 5:37 remaining in the third quarter. After a basket for each team, Mercer went on another run, this time 9-2, to close out the period and work its way to a 30-point lead, 58-28. The fourth quarter was once again slow for both teams as Mercer only outscored West Georgia 9-8 in the period. West Georgia only got as close as 62-36 before Mercer scored the final five points of the game for the 67-36 win.

NOTABLES

- KeKe Calloway led Mercer for the second-straight game, this time with 21 points, marking her fourth 20-point performance of the season. Calloway also had four rebounds, a career-high-tying four assists and a steal.
- Kahlia Lawrence notched 14 points, six rebounds, and two assists for the Bears.
- Kayla Potts rounded out the double-figure scorers with a career-high-tying 10 points, eight rebounds, two blocks, an assist and a steal.
- Sydni Means tallied nine points, a season-high nine assists, three rebounds, a block and a steal.
- Amanda Thompson contributed eight points, nine rebounds, two steals and a block.
- Ally Welch grabbed a career-high six rebounds in a career-high 18 minutes.
- Callie Hackett added career-highs of four points and four rebounds, while Ciarra Edwards notched a season-high three rebounds and an assist.
- Shon Kitchens scored a career-high-tying four points and blocked the first shot of her career.
- As a team, Mercer grabbed a season-high 48 rebounds and outrebounded West Georgia, 48-29.
- The Bears hit 40.6 percent of their shots and held the Wolves to just 25.5 percent from the field.
- Mercer also tallied a season-high-tying 22 assists while committing just six turnovers.

TALE OF THE (STAT) TAPE

Statistic	MER	WINT
Points Per Game	66.8	50.9
Opp. Point Per Game	58.2	79.8
Scoring Margin	+8.6	-28.9
Field Goal Pct.	.378	.353
Opp. Field Goal Pct.	.396	.462
3-Point Pct.	.315	.230
3-Pointers Per Game	5.0	3.1
Opp. 3-Point Pct.	.310	.360
Free Throw Pct.	.759	.700
Free Throws Per Game	11.6	8.4
Rebounds Per Game	37.3	32.6
Opp. Rebound Per Game	39.9	44.5
Rebound Margin	-2.6	-11.9
Assists Per Game	13.4	9.0
Turnovers Per Game	11.0	22.7
Assist/Turnover Ratio	1.2	0.4
Turnover Margin	+10.8	-7.2
Steals Per Game	11.3	8.1
Blocks Per Game	2.6	3.1

SERIES HISTORY

MERCER LEADS OVERALL:..... 7-3
 MERCER LEADS ROCK HILL..... 3-2
 MERCER LEADS LAST 10 MEETINGS:..... 7-3

1/11/75	W	Florence, S.C.	71-41
12/14/84	W	Rock Hill	103-90
1/14/97	W	Rock Hill	73-61
12/18/97	W	Macon	70-57
11/29/00	L	Rock Hill	56-64
11/28/01	W	Macon	67-49
12/22/03	W	Macon	64-58
12/30/03	L	Rock Hill	61-71
12/30/09	W	Rock Hill	58-49
12/28/11	L	Macon	74-88

NUMBERS TO WATCH

- 1 Rachel Selph needs one more block to make it onto Mercer's career blocks list.
- 3 Linnea Rosendal is three made three-pointers away from earning a place on the career three-pointers leaderboard.
- 7 KeKe Calloway is seven made three-pointers away from earning a spot on the career three-pointers leaderboard.
- 8 Sydni Means is eight assists away from earning a spot on the career assists leaderboard.
- 14 Alex Williams needs 14 more blocks to make it onto Mercer's career blocks list.
- 32 Kahlia Lawrence is 32 made field goals away from earning a spot on the career field goals leaderboard.
- 34 Sydni Means needs 34 more steals to make it onto Mercer's career steals list.
- 40 Kahlia Lawrence needs 40 more steals to make it onto Mercer's career steals list.



NUMERICAL ROSTER

No.	Name	Pos.	Ht.	Cl.	Hometown / Previous School
0	Aaliyah Milord	G	5-9	Fr.	Alpharetta, Ga. / Holy Innocent's Episcopal School
1	Sydni Means	G	5-5	Jr.	Stone Mountain, Ga. / Greater Atlanta Christian School
2	Amanda Thompson	F	5-10	So.	Hayesville, N.C. / Hayesville HS
4	Callie Hackett	G	5-5	So.	Carthage, Tenn. / Smith County HS
11	Linnea Rosendal	G/F	6-1	So.	Stockholm, Sweden / Blackeberg Basket
13	Ciarra Edwards	C	6-1	Sr.	Florence, Ala. / Shelton State CC
15	Ally Welch	F/C	5-11	So.	Cumming, Ga. / South Forsyth HS
20	Shon Kitchens	G	5-7	Jr.	Davisboro, Ga. / Washington County HS
21	India Blakely	G	5-7	Fr.	Troy, Ala. / Charles Henderson HS
22	Alex Williams	F	5-9	Jr.	College Park, Ga. / Woodward Academy
23	Kayla Potts	G	5-10	Jr.	Rex, Ga. / Forest Park HS
24	Kahlia Lawrence	G	5-8	Jr.	Columbus, Ga. / Kendrick HS
25	KeKe Calloway	G	5-9	So.	Forsyth, Ga. / Mary Persons HS
32	Germani Abram	C	6-2	Fr.	Huntsville, Ala. / Columbia HS
34	Rachel Selph	C	6-3	So.	Eastman, Ga. / Dodge County HS

ALPHABETICAL ROSTER

No.	Name	Pos.	Ht.	Cl.
32	Germani Abram	C	6-2	Fr.
21	India Blakely	G	5-7	Fr.
25	KeKe Calloway	G	5-9	So.
13	Ciarra Edwards	C	6-1	Sr.
4	Callie Hackett	G	5-5	So.
20	Shon Kitchens	G	5-7	Jr.
24	Kahlia Lawrence	G	5-8	Jr.
1	Sydni Means	G	5-5	Jr.
0	Aaliyah Milord	G	5-9	Fr.
23	Kayla Potts	G	5-10	Jr.
11	Linnea Rosendal	G/F	6-1	So.
34	Rachel Selph	C	6-3	So.
2	Amanda Thompson	F	5-10	So.
15	Ally Welch	F/C	5-11	So.
22	Alex Williams	F	5-9	Jr.

STAFF

Head Coach.....Susie Gardner
Assistant CoachesTiffany Morton, Trelanne M. Powell, Ben Wierzba
Director of Operations ...Joe Kuykendall
Athletic TrainerEvan Cherone
Graduate Assistants...Kaitlyn Cresencia, Brooklyn Taylor

PRONUNCIATION GUIDE

Aaliyah Milord uh-LEE-uh muh-LORD
 Linnea Rosendal Li-NEE-uh ROW-zen-doll
 Trelanne M. Powell truh-LANE
 Ben Wierzba WEERZ-buh

Roster Breakdown

By Class:
Seniors 1
 Ciarra Edwards
Juniors..... 5
 Shon Kitchens, Kahlia Lawrence, Sydni Means, Kayla Potts, Alex Williams
Sophomores 6
 KeKe Calloway, Callie Hackett, Linnea Rosendal, Rachel Selph, Amanda Thompson, Ally Welch
Freshmen 3
 Germani Abram, India Blakely, Aaliyah Milord


By Position:
Guard..... 9
 India Blakely, KeKe Calloway, Callie Hackett, Shon Kitchens, Kahlia Lawrence, Sydni Means, Aaliyah Milord, Kayla Potts, Linnea Rosendal
Forward..... 4
 Linnea Rosendal, Amanda Thompson, Ally Welch, Alex Williams
Center..... 4
 Germani Abram, Ciarra Edwards, Rachel Selph, Ally Welch

By State:
 Alabama..... 3
 Georgia..... 9
 North Carolina..... 1
 Tennessee..... 1
 Sweden..... 1

RADIO/TV SPOTTER'S CHART // MERCER WOMEN'S BASKETBALL



0
Aaliyah Milord
 5-9 • Fr. • G
 Alpharetta, Ga.



1
Sydni Means
 5-5 • Jr. • G
 Stone Mountain, Ga.



2
Amanda Thompson
 5-10 • So. • F
 Hayesville, N.C.




4
Callie Hackett
 5-5 • So. • G
 Carthage, Tenn.



11
Linnea Rosendal
 6-1 • So. • G/F
 Stockholm, Sweden



13
Ciarra Edwards
 6-1 • Sr. • C
 Florence, Ala.



15
Ally Welch
 5-11 • So. • F/C
 Cumming, Ga.




20
Shon Kitchens
 5-7 • Jr. • G
 Davisboro, Ga.



21
India Blakely
 5-7 • Fr. • G
 Troy, Ala.



22
Alex Williams
 5-9 • Jr. • F
 College Park, Ga.



23
Kayla Potts
 5-10 • Jr. • G
 Rex, Ga.



24
Kahlia Lawrence
 5-8 • Jr. • G
 Columbus, Ga.



25
KeKe Calloway
 5-9 • So. • G
 Forsyth, Ga.



32
Germani Abram
 6-2 • Fr. • C
 Huntsville, Ala.



34
Rachel Selph
 6-3 • So. • C
 Eastman, Ga.



Susie Gardner
 Head Coach
 7th Season



Tiffany Morton
 Assistant Coach
 2nd Season



Trelanne M. Powell
 Assistant Coach
 2nd Season



Ben Wierzba
 Assistant Coach
 2nd Season



Susie Gardner

Head Coach ♦ 18th Season Overall ♦ 7th Season at Mercer ♦ Georgia '86, '88

Mercer University named veteran NCAA Division I coach Susie Gardner as the school's 10th women's basketball head coach on June 24, 2010.

With over 250 Division I wins to her resume, Coach Gardner has transformed Mercer into one of the premier mid-major programs in the southeast.

During the 2015-16 season, Gardner was named the Southern Conference Coach of the Year after leading a young Mercer team that started five underclassmen in all 35 games to a 24-9 record, a SoCon Regular Season Championship and an appearance in the SoCon Tournament Championship game. The Bears also earned a WNIT berth, playing in the postseason for the second consecutive season. Mercer's 24 wins also set a program record for the most wins in a season in the NCAA DI era. Mercer went 12-2 in league games and highlights included snapping Chattanooga's 52-game SoCon winning streak and setting a new margin of victory record in University Center with an 80-32 win over Wofford. Mercer led the SoCon in several categories including scoring margin (8.2), assists per game (13.7) and turnovers per game (11.5) and ranked sixth nationally in turnovers per game.

In just its second season in the SoCon, Mercer once again claimed the Player of the Year and Freshman of the Year awards as Kahlia Lawrence and Linnea Rosendal capped Mercer's postseason honors. Lawrence was also named to the SoCon All-Conference First Team and Rosendal and KeKe Calloway were selected to the All-Freshman Team. Lawrence finished the season second in the SoCon with 18.0 points per game while Sydni Means led the league in assists (189), assists per game (5.7), assist/turnover ratio (2.91) and steals (80), while ranking sixth nationally in assist/turnover ratio.

In her fifth year at the helm of the Mercer women's basketball program, Gardner led the Bears to a 20-15 record, the second time in three years that the Orange and Black has posted 20-plus wins. Mercer also registered a 9-5 record in Southern Conference play and advanced to the semifinals of the SoCon Tournament in the school's first year in the league. Mercer's appearance in the WBI Tournament was the second time under Coach Gardner and just the second time since the 1984-85 season that the Bears have played in the postseason. Mercer also recorded its third consecutive winning season, the first time in program history since joining the NCAA in 1982.

Senior Precious Bridges was named the SoCon Player of the Year having finished the season with a league-leading 20.5 points per game. Bridges led Mercer in points, points per game, minutes, assists and steals, while ranking fifth for the Bears in rebounds. She also became the first player in SoCon history to earn Player of the Month honors in four consecutive months. Kahlia Lawrence was named the SoCon Freshman of the Year after leading league freshmen in points per game and ranking fifth in rebounds per game.

In her fourth year at Mercer, Gardner directed her team to a 17-14 overall record, a 9-9 mark in Atlantic Sun play and a trip to the A-Sun Championship Semifinals. Three of the Bears' non-conference wins came against SoCon teams - Western Carolina, Furman and Samford - as Mercer prepared to join the league for the 2014-15 season. In A-Sun play, Mercer won four of its final five games of the regular season and routed Jacksonville, 59-36, in the first round of the A-Sun Tournament.

Teanna Robinson highlighted Mercer's individual achievements for the season, earning A-Sun Defensive Player of the Year accolades. Robinson 114 blocks on the year, setting a new Mercer record and almost doubling the previous mark. Additionally, Kendra Grant was named to the A-Sun All-Conference Second Team and Kate Alemann was an Academic All-Conference Selection.

The 2012-13 campaign represented year three for Gardner at Mercer and the results reflected all the work put in by Gardner and her staff to turn the Bears program around. Mercer posted a 20-12 overall record for the program's first 20-win season since the 1991-92 campaign. The Orange and Black went 13-5 during A-Sun play, setting a new program record for most league wins in a single-season. The Bears captivated the nation from early January to late February when they went on a 12-game winning streak, the longest for the program since the 1984-85 edition of the Bears won 14 consecutive games as a Division II member. Aided by the second-biggest turnaround in the country, based on total wins, Mercer capped off the season by earning the No. 1 seed in the 2013 Women's Basketball Invitational for its first appearance in a nationally sponsored postseason tournament since 1985.

Several Bears also achieved significant individual achievements under Gardner's direction during the 2012-13 season. Sophomore Precious Bridges and junior Kendra Grant were both named to the A-Sun All-Conference first team, the first time two Bears have made the first team since Andrea Congreaves and Jaana Sintonen were recognized in 1990-91. Bridges averaged 16.8 points per game to capture the A-Sun scoring title, making the 2012-13 season the third-straight campaign a Mercer player has led the A-Sun in scoring. Lastly, junior point guard Sharnea Boykin led the A-Sun and ranked fourth in the nation averaging 7.4 assists per game.

The 2011-12 season saw eight of Gardner's recruits make their Division I collegiate debuts with Mercer. In year two under Gardner the Bears finished 6-23, but the Bears overall record was not indicative of the significant improvements they made throughout the campaign. Mercer went on the road and beat a top mid-major program at High Point on Nov. 25, 2012 and won four games at home which is the most since the Bears were victorious in seven home tilts back in 2009.

The Bears placed two players on Atlantic Sun All-Conference squads with sophomore Briana Williams landing on the second team after leading the league in scoring for the second-straight season and freshman Precious Bridges represented Mercer on the All-Freshman team. Junior forward Ry'van Buchanan showed well in her first season in Macon, finishing second on the team and tied for 15th in the A-Sun averaging 10.8 points per game. Junior Alex Phillips tied for third in the A-Sun with 1.4 blocks per game and tied for ninth with 6.7 rebounds per game while Bridges paced the squad and ranked ninth in the A-Sun by averaging 31.8 minutes per game.

In her first year at Mercer, Gardner faced what she describes as her greatest challenge in 18 years of coaching at the Division I level. Her first team at Mercer was the third-youngest team in Division I basketball - the 12-player roster featured a combined seven years of collegiate playing experience prior to the season.

Mercer experienced tumultuous growth in Gardner's first season despite suffering numerous heartbreaking losses, dropping nine games by six points or less.

The season did produced several bright spots as freshman Briana Williams landed Atlantic Sun Freshman of the Year, Second Team All-Atlantic Sun team and A-Sun All-Freshman Team honors. Freshman guard Sharnea Boykin led the conference in both minutes played and assists and sophomore Alex Phillips increased her scoring average from 1.8 to 7.5 points per game.

Before arriving at Mercer, Gardner spent the three previous campaigns (2007-10) as an assistant coach at the University of Florida. She joined the Gators after four seasons (2003-07) as the head coach at the University of Arkansas to give her the past seven seasons as a coach in the Southeastern

Season-by-Season

AUSTIN PEAY: 112-93 (.546)

Season	Record
1996-97	17-11
1997-98	11-16
1998-99	6-21
1999-00	15-15
2000-01	17-14
2001-02	19-12
2002-03	27-4

ARKANSAS: 64-54 (.542)

Season	Record
2003-04	16-12
2004-05	17-14
2005-06	13-15
2006-07	18-13

MERCER: 97-102 (.487)

Season	Record
2010-11	2-27
2011-12	6-23
2012-13	20-12
2013-14	17-14
2014-15	20-15
2015-16	24-9
2016-17	8-2

OVERALL: 273-249 (.523)

Conference, regarded by many as the toughest college women's basketball league in the nation.

At Florida, the 2009 Gators advanced to the second round of the NCAA tournament with Gardner on staff. Likewise, UF sandwiched that with WNIT appearances in 2008 and 2010 (advancing to the round of 16 during Gardner's first year and to the second round in 2010).

With Gardner at the Razorbacks' helm in 2004-05, Arkansas earned a trip to the WNIT tournament. Prior to that, she had the SEC "Player of the Year" in 2003-04. Arkansas was a combined 64-54 during Gardner's tenure and her 2005-06 team raced out to the best SEC start in the Lady 'Hogs program history.

Gardner cut her teeth as a Division I head coach at Austin Peay State University in Clarksville, Tennessee, where she had a highly-successful seven-season run (1996-2003) and led Austin Peay to a 112-93 record. The Lady Govs accomplishments during that period included three Ohio Valley Conference tournament championships (2001, 2002 and 2003), an OVC regular season title (2003) and three NCAA post-season berths (2001, 2002 and 2003). Gardner was tabbed as the OVC Coach of the Year in 2003. She also produced the OVC "Player of the Year" in both 2003 and 2004, with her players also garnering the league's Freshman of the Year awards twice (2000 and 2001).

From 1992-95, Gardner was the assistant coach at Western Athletic Conference power San Diego State University. In her three seasons with the Aztecs, she was a part of a program that won three-consecutive WAC Tournament championships and, subsequently, also made three NCAA Tournament appearances. SDSU was 69-20 with Gardner on staff and garnered two WAC regular season crowns in 1994 and 1995.

Gardner is no stranger to Middle Georgia or the Southeast region, having spent two seasons as a graduate assistant at the University of Georgia (1986-88) following a highly-successful four-year career for the Bulldogs under legendary head coach Andy Landers. UGA made the NCAA Final Four her last two years as a player - including a national runner-up finish in 1985 - and reached the NCAA Tournament both of her years as a graduate assistant as well. The Bulldogs won the SEC title in 1983, 1984 and 1986 as Gardner played alongside other noteworthy Georgia players like Teresa Edwards, Janet Harris and Katrina McClain.

Gardner was a member of the 1983 Sports Festival South Team which earned a gold medal. She was also a member of the USA's Select Team which competed in Canada.

Gardner earned her Bachelor of Science degree from Georgia in 1986, followed by a Master of Education degree in 1988.





Tiffany Morton

Assistant Coach ◊ 2nd Season at Mercer ◊ Wisconsin-Whitewater '09, '12

- Responsibilities include recruiting, working with Mercer's post players, financial aid and student assistance liaison and working with the Full Court Press Booster Club.
- 2015-16 - Assistant Coach, Mercer
 - Coached center Rachel Selph, who tallied 43 blocks, ranking second in the Southern Conference and earning the freshman a spot on Mercer's single-season blocks leaderboard.
- 2014-15 - Assistant Coach, Wagner College
 - Aided in the development of the Jasmine Nwajei, who finished the year second in the NCAA in scoring.
- 2013-14 - Assistant Coach, Montevallo
- 2010-12 - Graduate Assistant, Wisconsin-Whitewater
- 2012-13 - Graduate Assistant, LSU



Trelanne M. Powell

Assistant Coach ◊ 2nd Season at Mercer ◊ Columbus State '04, '08

- Responsibilities include recruiting, working with Mercer's defense, and serving as the program's academic liaison.
- 2015-16 - Assistant Coach, Mercer
 - Coached a Mercer defense that ranked second in the Southern Conference in steals (297) and third in the conference in turnovers forced (17.15 per game). Mercer also held opponents 56.3 points per game, which ranked third in the SoCon and 30th nationally.
- 2014-15 - Head Assistant Coach, Francis Marion
 - Duties included player development, recruiting, serving as an academic liaison, film coordination and public relations.
- 2011-14 - Head Coach, Chattahoochee Valley Community College
 - 2013-14 ACCC Southern Conference Coach of the Year
 - 2014 ACCC Southern Conference Championship
 - 2013 ACCC Southern Conference runner-up finish
 - Coached 2014 ACCC Southern Conference Player of the Year, Braxtyn Talton
- 2009-11 - Assistant Coach, Chattahoochee Valley Community College
 - 2011 ACCC Southern Conference regular season championship
- 2007-08 - Graduate Assistant, Columbus State



Ben Wierzba

Assistant Coach ♦ 2nd Season at Mercer ♦ SIU Edwardsville '99

- Responsibilities include recruiting, working with Mercer's offense and scheduling.
- 2015-16 - Assistant Coach, Mercer
 - Coached Mercer's offense, which finished the season ranked second in the Southern Conference with 64.5 points per game and third with a 40.1 field goal percentage.
- 2014-15 - Assistant Coach, SIU Edwardsville men's basketball
- 2010-14 - Head Coach, Illinois-Springfield men's basketball
 - Three Great Lakes Valley Conference tournament appearances
 - Coached three all-conference team players and two all-defensive team members
- 2007-10 - Assistant Coach, Evansville men's basketball
- 2006-07 - Assistant Coach, SIU Edwardsville men's basketball
- 2004-06 - Assistant Coach, Lewis University men's basketball
- 2002-04 - Director of Basketball Operations, United States Military Academy men's basketball
- 2001-02 - Assistant Coach, St. Joseph's College men's basketball
- 2000-01 - Graduate Assistant, North Dakota



Joseph Kuykendall

Director of Operations ♦ 1st Season at Mercer ♦ James Madison '16

- Responsibilities include coordinating the team's travel, the Bear Cub program and community service efforts.
- 2012-16 - Manager, James Madison men's basketball
 - Head manager from 2014-16
- 2016 - Development Intern, National Baseball Hall of Fame and Museum
- 2015 - Media Operations Volunteer, NCAA Final Four



No. 0 Aaliyah Milord

G, 5-9, Fr., Alpharetta, Ga. / Holy Innocent's Episcopal School

Season	Category	Career
N/A	Points	N/A
N/A	FG Made	N/A
N/A	FG Attempted	N/A
N/A	3-Point FG Made	N/A
N/A	3-Point FG Attempted	N/A
N/A	Free Throws Made	N/A
N/A	Free Throws Attempted	N/A
2 at Georgia Southern (11/29/16)	Rebounds	Same
N/A	Assists	N/A
N/A	Blocks	N/A
N/A	Steals	N/A
2 vs. West Georgia (12/10/16)	Minutes	Same



No. 1 Sydney Means

G, 5-5, Jr., Stone Mountain, Ga. / Greater Atlanta Christian School

Season	Category	Career
18 at Houston (11/25/16)	Points	25, 2x, last vs. Furman (3/4/16)
8 at Houston (11/25/16)	FG Made	8, 2x, last at Houston (11/25/16)
12, 2x, last at Houston (11/25/16)	FG Attempted	15 vs. Chattanooga (3/6/16)
N/A	3-Point FG Made	1, 3x, last at Wofford (1/28/15)
1, 2x, last vs. Kennesaw State (12/3/16)	3-Point FG Attempted	2, 3x, last at Florida State (12/15/15)
7 vs. Kennesaw State (12/3/16)	Free Throws Made	11 at Western Carolina (1/9/16)
10 vs. Kennesaw State (12/3/16)	Free Throws Attempted	13 at Western Carolina (1/9/16)
8 at Georgia (11/13/16)	Rebounds	8, 2x, last at Georgia (11/13/16)
9 vs. West Georgia (12/10/16)	Assists	10 at UNCG (1/7/16)
1, 5x, last vs. West Georgia (12/10/16)	Blocks	2 vs. Georgia Southern (11/20/15)
7 at Georgia Southern (11/29/16)	Steals	7, 2x, last at Georgia Southern (11/29/16)
40, 2x, last at Georgia Tech (12/7/16)	Minutes	40, 3x, last at Georgia Tech (12/7/16)



No. 2 Amanda Thompson

F, 5-10, So., Hayesville, N.C. / Hayesville HS

Season	Category	Career
12 vs. Kennesaw State (12/3/16)	Points	Same
5 vs. Kennesaw State (12/3/16)	FG Made	Same
10, 2x, last vs. Kennesaw State (12/3/16)	FG Attempted	10, 3x, last vs. Kennesaw State (12/3/16)
N/A	3-Point FG Made	2 vs. Georgia Southern (11/20/15)
1 vs. Campbell (11/16/16)	3-Point FG Attempted	3 at Georgia (12/2/15)
3 at Illinois (11/22/16)	Free Throws Made	4 at Kennesaw State (12/5/15)
4, 2x, last at Houston (11/25/16)	Free Throws Attempted	4, 6x, last at Houston (11/25/16)
16 vs. Kennesaw State (12/3/16)	Rebounds	Same
2 at Georgia Southern (11/29/16)	Assists	5 vs. College of Charleston (12/30/15)
1, 5x, last vs. West Georgia (12/10/16)	Blocks	2, 2x, last at ETSU (2/18/16)
4 at Illinois (11/22/16)	Steals	Same
40 vs. Kennesaw State (12/3/16)	Minutes	Same



No. 4 Callie Hackett

G, 5-5, So., Carthage, Tenn. / Smith County HS

Season	Category	Career
5 at Georgia Southern (11/29/16)	Points	6, 2x, last vs. Wofford (2/25/16)
2 at Georgia Southern (11/29/16)	FG Made	2, 3x, last at Georgia Southern (11/29/16)
6 vs. West Georgia (12/10/16)	FG Attempted	Same
1 at Georgia Southern (11/29/16)	3-Point FG Made	2, 2x, last vs. Wofford (2/25/16)
3 vs. West Georgia (12/10/16)	3-Point FG Attempted	4 vs. Faulkner (12/13/15)
1 vs. West Georgia (12/10/16)	Free Throws Made	5 vs. Howard (11/29/15)
2 vs. West Georgia (12/10/16)	Free Throws Attempted	6 vs. Howard (11/29/15)
4 vs. West Georgia (12/10/16)	Rebounds	Same
4 vs. West Georgia (12/10/16)	Assists	Same
N/A	Blocks	N/A
N/A	Steals	1, 4x, last vs. UNCG (2/6/16)
17 vs. West Georgia (12/10/16)	Minutes	Same



No. 11 Linnea Rosendal

G/F, 6-1, So., Stockholm Sweden / Blackeberg Basket

Season	Category	Career
17 vs. Emmanuel (11/11/16)	Points	22 vs. College of Charleston (12/30/15)
6 vs. Emmanuel (11/11/16)	FG Made	7, 3x, last at ETSU (2/18/16)
17 vs. Kennesaw State (12/3/16)	FG Attempted	18 vs. College of Charleston (12/30/15)
5 vs. Kennesaw State (12/3/16)	3-Point FG Made	7 vs. College of Charleston (12/30/15)
12 vs. Kennesaw State (12/3/16)	3-Point FG Attempted	17 vs. College of Charleston (12/30/15)
2 vs. Emmanuel (11/11/16)	Free Throws Made	2, 5x, last vs. Emmanuel (11/11/16)
2 vs. Emmanuel (11/11/16)	Free Throws Attempted	3 at Furman (1/30/16)
4 at Illinois (11/22/16)	Rebounds	6 at Georgia Tech (3/17/15)
3, 2x, last at Georgia Southern (11/29/16)	Assists	4 vs. ETSU (1/23/16)
1 vs. Emmanuel (11/11/16)	Blocks	1, 11x, last vs. Emmanuel (11/11/16)
1 vs. Campbell (11/16/16)	Steals	2 vs. Western Carolina (2/4/16)
34 vs. Kennesaw State (12/3/16)	Minutes	34, 2x, last vs. Kennesaw State (12/3/16)



No. 13 Ciarra Edwards

C, 6-1, Sr., Florence, Ala. / Shelton State CC

Season	Category	Career
2, 2x, last at Georgia Tech (12/7/16)	Points	5 vs. Georgia Southern (11/20/15)
1 at Georgia Southern (11/29/16)	FG Made	2, 4x, last vs. Faulkner (12/13/15)
1, 2x, last vs. West Georgia (12/10/16)	FG Attempted	6 vs. Coastal Georgia (11/13/15)
N/A	3-Point FG Made	N/A
N/A	3-Point FG Attempted	1, 3x, last vs. UNCG (2/6/16)
2 at Georgia Tech (12/7/16)	Free Throws Made	2, 2x, last at Georgia Tech (12/7/16)
2, 3x, last at Georgia Tech (12/7/16)	Free Throws Attempted	4 vs. Charlotte (11/28/15)
3 vs. West Georgia (12/10/16)	Rebounds	5 vs. Charlotte (11/28/15)
1, 3x, last vs. West Georgia (12/10/16)	Assists	1, 5x, last vs. West Georgia (12/10/16)
N/A	Blocks	1 at UNCG (1/7/16)
1 at Georgia Tech (12/7/16)	Steals	1, 3x, last at Georgia Tech (12/7/16)
10 at Georgia Tech (12/7/16)	Minutes	16 vs. Faulkner (12/13/15)



No. 15 Ally Welch

F/C, 5-11, So., Cumming, Ga. / South Forsyth HS


Season	Category	Career
2, 2x, last at Georgia Tech (12/7/16)	Points	2, 9x, last at Georgia Tech (12/7/16)
1, 2x, last at Georgia Tech (12/7/16)	FG Made	1, 9x, last at Georgia Tech (12/7/16)
3, 2x, last vs. West Georgia (12/10/16)	FG Attempted	5 vs. Faulkner (12/14/15)
N/A	3-Point FG Made	N/A
N/A	3-Point FG Attempted	N/A
N/A	Free Throws Made	N/A
N/A	Free Throws Attempted	1 vs. Saint Louis (11/22/15)
6 vs. West Georgia (12/10/16)	Rebounds	Same
1 at Georgia Tech (12/7/16)	Assists	3 at Tennessee Tech (11/16/15)
N/A	Blocks	N/A
1 at Georgia Tech (12/7/16)	Steals	1, 5x, last at Georgia Tech (12/7/16)
18 vs. West Georgia (12/10/16)	Minutes	Same



No. 20 Shon Kitchens

G, 5-7, Jr., Davisboro, Ga. / Washington County HS

Season	Category	Career
4, 2x, last vs. West Georgia (12/10/16)	Points	Same
2, 2x, last vs. West Georgia (12/10/16)	FG Made	Same
3, 2x, last vs. West Georgia (12/10/16)	FG Attempted	5 vs. Faulkner (12/13/15)
N/A	3-Point FG Made	N/A
1 vs. West Georgia (12/10/16)	3-Point FG Attempted	3 vs. Faulkner (12/13/15)
N/A	Free Throws Made	3, 2x, last vs. Faulkner (12/13/15)
2 vs. Emmanuel (11/11/16)	Free Throws Attempted	6 vs. Coastal Georgia (11/13/15)
2 vs. Emmanuel (11/11/16)	Rebounds	4 vs. Faulkner (12/13/15)
N/A	Assists	2 vs. Coastal Georgia (11/13/15)
1 vs. West Georgia (12/10/16)	Blocks	Same
1 at Houston (11/25/16)	Steals	3 vs. Howard (11/29/15)
11 vs. Emmanuel (11/11/16)	Minutes	19 vs. Faulkner (12/13/15)



No. 21 India Blakely

G, 5-7, Fr., Troy, Ala. / Charles Henderson HS

Season	Category	Career
N/A	Points	N/A
N/A	FG Made	N/A
1 at Georgia Southern (11/29/16)	FG Attempted	Same
N/A	3-Point FG Made	N/A
N/A	3-Point FG Attempted	N/A
N/A	Free Throws Made	N/A
N/A	Free Throws Attempted	N/A
N/A	Rebounds	N/A
1 at Georgia Southern (11/29/16)	Assists	Same
N/A	Blocks	N/A
N/A	Steals	N/A
4 vs. West Georgia (12/10/16)	Minutes	Same



No. 22 Alex Williams

F, 5-9, Jr., College Park, Ga. / Woodward Academy

Season	Category	Career
9, 2x, last vs. Florida Atlantic (11/18/16)	Points	18 vs. Wofford (1/17/15)
4 vs. Florida Atlantic (11/18/16)	FG Made	6 vs. Wofford (1/17/15)
7, 2x, last vs. Florida Atlantic (11/18/16)	FG Attempted	8, 3x, last vs. UNCG (3/3/16)
N/A	3-Point FG Made	N/A
N/A	3-Point FG Attempted	N/A
4 at Georgia (11/13/16)	Free Throws Made	10 vs. Western Carolina (2/9/15)
6 at Georgia (11/13/16)	Free Throws Attempted	12 vs. Western Carolina (2/9/15)
5 vs. Florida Atlantic (11/18/16)	Rebounds	14 vs. North Florida (1/2/16)
2 at Georgia (11/13/16)	Assists	3, 2x, last at Siena (3/25/15)
3 vs. Emmanuel (11/11/16)	Blocks	3, 3x, last vs. Emmanuel (11/11/16)
2, 2x, last vs. Campbell (11/16/16)	Steals	6 vs. Furman (2/27/16)
28 at Georgia (11/13/16)	Minutes	38 at Jacksonville State (12/29/14)



No. 23 Kayla Potts

G, 5-10, Jr., Rex, Ga. / Forest Park HS

Season	Category	Career
10 vs. West Georgia (12/10/16)	Points	10, 2x, last vs. West Georgia (12/10/16)
5 vs. West Georgia (12/10/16)	FG Made	Same
8 vs. West Georgia (12/10/16)	FG Attempted	8, 2x, last vs. West Georgia (12/10/16)
N/A	3-Point FG Made	2 vs. Coastal Georgia (11/13/15)
1, 2x, last vs. West Georgia (12/10/16)	3-Point FG Attempted	5 vs. Faulkner (12/13/15)
1, 2x, last at Georgia Tech (12/7/16)	Free Throws Made	4 vs. Georgia Southern (11/20/15)
2, 2x, last at Georgia Tech (12/7/16)	Free Throws Attempted	5, 2x, last vs. Faulkner (12/13/15)
9 at Georgia Southern (11/29/16)	Rebounds	Same
3 at Georgia Tech (12/7/16)	Assists	5 vs. Faulkner (12/13/15)
2 vs. West Georgia (12/10/16)	Blocks	Same
4, 2x, last at Georgia Tech (12/7/16)	Steals	Same
36 vs. Kennesaw State (12/3/16)	Minutes	Same



No. 24 Kahlia Lawrence

G, 5-8, Jr., Columbus, Ga. / Kendrick HS

Season	Category	Career
34 vs. Florida Atlantic (11/18/16)	Points	36 at UNCG (1/7/16)
15 vs. Florida Atlantic (11/18/16)	FG Made	16 vs. Furman (2/27/16)
29 vs. Florida Atlantic (11/18/16)	FG Attempted	29, 2x, last vs. Florida Atlantic (11/18/16)
1, 2x, last at Georgia Southern (11/29/16)	3-Point FG Made	3 at Kennesaw State (12/5/15)
3 vs. Florida Atlantic (11/18/16)	3-Point FG Attempted	6, 3x, last vs. Southern Illinois (12/19/15)
9 vs. Campbell (11/16/16)	Free Throws Made	10 at Wofford (2/16/15)
10 vs. Campbell (11/16/16)	Free Throws Attempted	11, 2x, last at UNCG (1/7/16)
9 vs. Campbell (11/16/16)	Rebounds	11, 2x, last vs. UNCG (2/6/16)
7 vs. Emmanuel (11/11/16)	Assists	Same
1 vs. Emmanuel (11/11/16)	Blocks	2, 2x, last vs. Furman (2/27/16)
3, 3x, last at Houston (11/25/16)	Steals	4, 4x, last at Florida State (12/15/15)
40, 2x, last at Georgia Tech (12/7/16)	Minutes	46 at Saint Louis (11/28/14)



No. 25 KeKe Calloway

G, 5-9, So., Forsyth, Ga. / Mary Persons HS

Season	Category	Career
24 at Georgia (11/13/16)	Points	Same
10 at Georgia (11/13/16)	FG Made	Same
22, 2x, last at Georgia Tech (12/7/16)	FG Attempted	Same
6 at Georgia Tech (12/7/16)	3-Point FG Made	Same
14 at Georgia Tech (12/7/16)	3-Point FG Attempted	Same
6 at Houston (11/25/16)	Free Throws Made	5 vs. UNCG (3/3/16)
6 at Houston (11/25/16)	Free Throws Attempted	5 vs. UNCG (3/3/16)
7, 2x, last at Houston (11/25/16)	Rebounds	9 vs. Jacksonville State (12/21/15)
4, 2x, last vs. West Georgia (12/10/16)	Assists	4, 4x, last vs. West Georgia (12/10/16)
1, 3x, last at Illinois (11/22/16)	Blocks	1, 7x, last at Illinois (11/22/16)
5 at Houston (11/25/16)	Steals	Same
33 at Georgia Tech (12/7/16)	Minutes	Same



No. 32 Germani Abram

C, 6-2, Fr., Huntsville, Ala. / Columbia HS

Season	Category	Career
2 at Georgia Southern (11/29/16)	Points	Same
1 at Georgia Southern (11/29/16)	FG Made	Same
1 at Georgia Southern (11/29/16)	FG Attempted	Same
N/A	3-Point FG Made	N/A
N/A	3-Point FG Attempted	N/A
N/A	Free Throws Made	N/A
N/A	Free Throws Attempted	N/A
N/A	Rebounds	N/A
1 vs. West Georgia (12/10/16)	Assists	Same
N/A	Blocks	N/A
N/A	Steals	N/A
4 vs. West Georgia (12/10/16)	Minutes	Same



No. 34 Rachel Selph

C, 6-3, So., Eastman, Ga. / Dodge County HS

Season	Category	Career
N/A	Points	14, 2x, last vs. Southern Illinois (12/19/15)
N/A	FG Made	7 vs. Charlotte (11/28/15)
N/A	FG Attempted	11, 4x, last vs. Jacksonville State (12/21/15)
N/A	3-Point FG Made	N/A
N/A	3-Point FG Attempted	N/A
N/A	Free Throws Made	4 vs. UNCG (2/6/16)
N/A	Free Throws Attempted	4, 4x, last vs. UNCG (2/6/16)
N/A	Rebounds	10 at Western Carolina (1/9/16)
N/A	Assists	2, 2x, last vs. Wofford (2/25/16)
N/A	Blocks	7 vs. Furman (3/4/16)
N/A	Steals	3, 3x, last vs. Chattanooga (1/21/16)
N/A	Minutes	36 vs. Southern Illinois (12/19/15)

2016-17 RECORD WHEN...

Overall	8-2	Mercer shoots 50 percent or better	1-0
Southern Conference.....	0-0	Mercer shoots 40-49 percent	4-0
At home	5-0	Mercer shoots 30-39 percent.....	2-1
On the road	3-2	Mercer shoots 29 percent or less.....	1-1
At a neutral site.....	0-0	Opponent shoots 50 percent or better.....	0-0
Day games (before 6 p.m.)	3-1	Opponent shoots 40-49 percent.....	3-2
Night games (6 p.m. or later).....	5-1	Opponent shoots 30-39 percent	3-0
November games.....	6-1	Opponent shoots 29 percent or less.....	2-0
December games	2-1	Outrebounding the opponent.....	6-0
January games.....	0-0	Opponent outrebounds Mercer.....	2-2
February games.....	0-0	Rebounds are the same.....	0-0
March games.....	0-0	Recording more assists.....	5-0
Monday games.....	0-0	Recording fewer assists.....	3-2
Tuesday games	2-0	Assists are the same	0-0
Wednesday games	1-1	Recording fewer turnovers.....	8-2
Thursday games	0-0	Recording more turnovers.....	0-0
Friday games	3-0	Turnovers are the same	0-0
Saturday games.....	2-0	Mercer scores 80 points or more.....	1-0
Sunday games.....	0-1	Mercer scores 70-79 points.....	3-0
Overtime.....	0-0	Mercer scores 60-69 points.....	3-1
Against ranked opponents	0-0	Mercer scores 50-59 points	1-1
Leading after first quarter	6-0	Mercer scores less than 50 points.....	0-0
Trailing after first quarter.....	2-2	Opponent scores 80 points or more.....	0-0
Tied after first quarter	0-0	Opponent scores 70-79 points.....	1-2
Leading at halftime	7-1	Opponent scores 60-69 points	2-0
Trailing at halftime.....	1-1	Opponent scores 50-59 points	2-0
Tied at halftime.....	0-0	Opponent scores less than 50 points	3-0
Leading after third quarter.....	8-0	One Mercer player scores 10+ points	0-1
Trailing after third quarter	0-2	Two Mercer players score 10+ points	3-1
Tied after third quarter	0-0	Three Mercer players score 10+ points	3-0
Leading with 5:00 left.....	7-1	Four Mercer players score 10+ points	4-0
Trailing with 5:00 left	1-1	Five or more Mercer players score 10+ points.....	0-0
Tied with 5:00 left	0-0		

LEADING THE BEARS

Games leading	Points	Rebounds	Assists	Blocks	Steals
KeKe Calloway	5	0	0	2	2
Kahlia Lawrence	4	2	1	0	2
Sydni Means	0	1	10	3	4
Kayla Potts	0	2	0	3	1
Linnea Rosendal	2	0	0	0	0
Amanda Thompson	0	8	0	3	3
Alex Williams	0	0	0	4	0

* - Includes when tied for team-high

DOUBLE-DIGIT BEARS

Double-Figure Points			Double-Figure Rebounds		
Player	Season	Career	Player	Season	Career
KeKe Calloway	7	21	Kahlia Lawrence	0	6
Kahlia Lawrence	6	60	Rachel Selph	0	1
Sydni Means	5	19	Amanda Thompson	2	5
Kayla Potts	0	1	Alex Williams	0	9
Linnea Rosendal	3	19			
Rachel Selph	0	6	Double-Figure Assists		
Amanda Thompson	2	3	Player	Season	Career
Alex Williams	0	3	Sydni Means	0	1
20-Point Games			Double-Doubles		
Player	Season	Career	Player	Season	Career
KeKe Calloway	3	5	Kahlia Lawrence	0	6
Kahlia Lawrence	2	21	Amanda Thompson	1	1
Sydni Means	0	2	Alex Williams	0	3
Linnea Rosendal	0	1			
30-Point Games					
Player	Season	Career			
Kahlia Lawrence	1	3			

MERCER TEAM HIGHS & LOWS

Category	High	Low
Points	84 vs Emmanuel (11/11/16)	50 vs Georgia Tech (12/7/16)
FG Made	35 vs Emmanuel (11/11/16)	14 vs Georgia Tech (12/7/16)
FG Attempted	75 vs Florida Atlantic (11/18/16) Georgia Southern (11/29/16)	58 vs Georgia Tech (12/7/16)
FG Percentage	.522 vs Emmanuel (11/11/16)	.241 vs Georgia Tech (12/7/16)
3-Point FG Made	9 vs Georgia Southern (11/29/16)	1 vs Illinois (11/22/16)
3-Point FG Attempted	25 vs Georgia Southern (11/29/16)	10 vs Emmanuel (11/11/16)
3-Point FG Percentage	.500 vs Emmanuel (11/11/16)	.063 vs Illinois (11/22/16)
Free Throws Made	19 vs Campbell (11/16/16)	4 vs Georgia Southern (11/29/16)
Free Throws Attempted	23 vs Campbell (11/16/16)	4 vs Georgia Southern (11/29/16)
Free Throw Percentage	1.000 vs Georgia Southern (11/29/16)	.667 vs Illinois (11/22/16)
Rebounds	48 vs West Georgia (12/10/16)	26 vs Georgia Tech (12/7/16)
Assists	22 vs Emmanuel (11/11/16)	9 vs Illinois (11/22/16) Houston (11/25/16) Georgia Tech (12/7/16)
Blocks	8 vs Emmanuel (11/11/16)	1 vs Georgia (11/13/16) Illinois (11/22/16) Houston (11/25/16)
Steals	19 vs Georgia Southern (11/29/16)	5 vs West Georgia (12/10/16)
Turnovers	16 vs Houston (11/25/16) Georgia Tech (12/7/16)	3 vs Florida Atlantic (11/18/16)

OPPONENT TEAM HIGHS & LOWS

Category	High	Low
Points	72 by Georgia (11/13/16)	33 by Illinois (11/22/16)
FG Made	29 by Georgia Tech (12/7/16)	12 by West Georgia (12/10/16)
FG Attempted	63 by Georgia Tech (12/7/16)	47 by West Georgia (12/10/16)
FG Percentage	.464 by Georgia (11/13/16)	.228 by Illinois (11/22/16)
3-Point FG Made	12 by Emmanuel (11/11/16)	3 by Georgia (11/13/16) Illinois (11/22/16)
3-Point FG Attempted	31 by Illinois (11/22/16)	16 by West Georgia (12/10/16)
3-Point FG Percentage	.545 by Emmanuel (11/11/16)	.097 by Illinois (11/22/16)
Free Throws Made	17 by Georgia (11/13/16)	1 by Kennesaw State (12/3/16)
Free Throws Attempted	23 by Georgia (11/13/16)	2 by Georgia Tech (12/7/16)
Free Throw Percentage	1.000 by Georgia Tech (12/7/16) West Georgia (12/10/16)	.167 by Kennesaw State (12/3/16)
Rebounds	47 by Illinois (11/22/16) Georgia Tech (12/7/16)	27 by Emmanuel (11/11/16)
Assists	24 by Georgia Tech (12/7/16)	6 by Illinois (11/22/16)
Blocks	5 by Georgia (11/13/16)	0 by Campbell (11/16/16) Georgia Southern (11/29/16)
Steals	10 by Georgia (11/13/16)	0 by Illinois (11/22/16)
Turnovers	28 by Houston (11/25/16)	16 by Emmanuel (11/11/16) West Georgia (12/10/16)

**2016-17 Mercer Women's Basketball
Mercer Combined Team Statistics (as of Dec 10, 2016)
All games**

RECORD:	OVERALL	HOME	AWAY	NEUTRAL
ALL GAMES	8-2	5-0	3-2	0-0
CONFERENCE	0-0	0-0	0-0	0-0
NON-CONFERENCE	8-2	5-0	3-2	0-0

#	Player	gp-gs	min	avg	Total		3-Point		F-Throw		Rebounds				pf	dq	a	to	blk	stl	pts	avg
					fg-fga	fg%	3fg-fga	3fg%	ft-fga	ft%	off	def	tot	avg								
25	KeKe Calloway	10-2	283	28.3	58-161	.360	28-83	.337	20-22	.909	14	33	47	4.7	11	0	18	10	3	17	164	16.4
24	Kahlia Lawrence	10-10	342	34.2	64-170	.376	2-11	.182	24-29	.828	18	33	51	5.1	20	0	17	14	1	17	154	15.4
01	Sydni Means	10-10	349	34.9	37-82	.451	0-2	.000	33-44	.750	1	41	42	4.2	15	0	63	19	5	29	107	10.7
22	Alex Williams	4-4	106	26.5	11-25	.440	0-0	.000	10-14	.714	2	12	14	3.5	14	2	2	5	7	4	32	8.0
11	Linnea Rosendal	9-9	188	20.9	25-80	.313	19-55	.345	2-2	1.000	2	15	17	1.9	10	0	12	18	1	1	71	7.9
02	Amanda Thompson	10-10	326	32.6	30-74	.405	0-1	.000	14-20	.700	41	44	85	8.5	18	0	7	15	5	22	74	7.4
23	Kayla Potts	10-5	231	23.1	18-42	.429	0-2	.000	2-4	.500	30	29	59	5.9	25	1	10	13	5	14	38	3.8
04	Callie Hackett	5-0	35	7.0	3-13	.231	1-6	.167	1-2	.500	2	3	5	1.0	2	0	8	2	0	0	8	1.6
20	Shon Kitchens	6-0	29	4.8	4-6	.667	0-1	.000	0-2	.000	1	3	4	0.7	1	0	0	3	1	1	8	1.3
32	Germani Abram	2-0	7	3.5	1-1	1.000	0-0	.000	0-0	.000	0	0	0	0.0	2	0	1	0	0	0	2	1.0
15	Ally Welch	5-0	47	9.4	2-10	.200	0-0	.000	0-0	.000	4	4	8	1.6	2	0	1	0	0	1	4	0.8
13	Ciarra Edwards	8-0	43	5.4	1-2	.500	0-0	.000	4-6	.667	2	4	6	0.8	5	0	3	2	0	1	6	0.8
00	Aaliyah Milord	3-0	4	1.3	0-0	.000	0-0	.000	0-0	.000	0	2	2	0.7	0	0	0	2	0	0	0	0.0
21	India Blakely	3-0	10	3.3	0-1	.000	0-0	.000	0-0	.000	0	0	0	0.0	0	0	1	1	0	0	0	0.0
Team											20	24	44		1		1					
Total.....		10	2000		254-667	.381	50-161	.311	110-145	.759	137	247	384	38.4	126	3	143	105	28	107	668	66.8
Opponents.....		10	2000		211-549	.384	70-229	.306	68-113	.602	106	282	388	38.8	157	-	143	212	21	58	560	56.0

TEAM STATISTICS	MER	OPP	Date	Opponent	Score	Att.
SCORING	668	560	11/11/16	EMMANUEL	w 84-70	2590
Points per game	66.8	56.0	11/13/16	at Georgia	L 64-72	2497
Scoring margin	+10.8	-	11/16/16	CAMPBELL	w 76-60	1249
FIELD GOALS-ATT	254-667	211-549	11/18/16	FLORIDA ATLANTIC	w 74-57	972
Field goal pct	.381	.384	11/22/16	at Illinois	w 51-33	1051
3 POINT FG-ATT	50-161	70-229	11/25/16	at Houston	w 64-60	558
3-point FG pct	.311	.306	11/29/16	at Georgia Southern	w 77-56	772
3-pt FG made per game	5.0	7.0	12/3/16	KENNESAW STATE	w 61-46	768
FREE THROWS-ATT	110-145	68-113	12/7/16	at Georgia Tech	L 50-70	520
Free throw pct	.759	.602	12/10/16	WEST GEORGIA	w 67-36	428
F-Throws made per game	11.0	6.8				
REBOUNDS	384	388				
Rebounds per game	38.4	38.8				
Rebounding margin	-0.4	-				
ASSISTS	143	143				
Assists per game	14.3	14.3				
TURNOVERS	105	212				
Turnovers per game	10.5	21.2				
Turnover margin	+10.7	-				
Assist/turnover ratio	1.4	0.7				
STEALS	107	58				
Steals per game	10.7	5.8				
BLOCKS	28	21				
Blocks per game	2.8	2.1				
ATTENDANCE	6007	5398				
Home games-Avg/Game	5-1201	5-1080				
Neutral site-Avg/Game	-	0-0				

* - Conference game

Score by Periods	1st	2nd	3rd	4th	Totals
Mercer	152	170	183	163	668
Opponents	118	133	150	159	560

**2016-17 Mercer Women's Basketball
Mercer Team Game-by-Game (as of Dec 10, 2016)
All games**

TEAM STATISTICS

Opponent	Date	Score		Total		3-Pointers		Free throws		Rebounds				pf	a	t/o	blk	stl	pts	avg
				fg-fga	pct	3fg-fga	pct	ft-flt	pct	off	def	tot	avg							
EMMANUEL	11/11/16	84-70	W	35-67	.522	5-10	.500	9-13	.692	13	26	39	39.0	15	22	13	8	10	84	84.0
at Georgia	11/13/16	64-72	L	23-62	.371	5-13	.385	13-19	.684	8	21	29	34.0	20	11	14	1	9	64	74.0
CAMPBELL	11/16/16	76-60	W	26-62	.419	5-17	.294	19-23	.826	13	23	36	34.7	17	14	8	3	10	76	74.7
FLORIDA ATLANTIC	11/18/16	74-57	W	31-75	.413	4-13	.308	8-10	.800	12	25	37	35.2	5	14	3	3	8	74	74.5
at Illinois	11/22/16	51-33	W	19-66	.288	1-16	.063	12-18	.667	14	28	42	36.6	11	9	6	1	10	51	69.8
at Houston	11/25/16	64-60	W	25-71	.352	3-11	.273	11-15	.733	22	21	43	37.7	13	9	16	1	15	64	68.8
at Georgia Southern	11/29/16	77-56	W	32-75	.427	9-25	.360	4-4	1.000	12	28	40	38.0	15	19	9	2	19	77	70.0
KENNESAW STATE	12/3/16	61-46	W	21-62	.339	5-18	.278	14-19	.737	15	29	44	38.8	9	14	14	2	7	61	68.9
at Georgia Tech	12/7/16	50-70	L	14-58	.241	8-20	.400	14-16	.875	8	18	26	37.3	11	9	16	2	14	50	66.8
WEST GEORGIA	12/10/16	67-36	W	28-69	.406	5-18	.278	6-8	.750	20	28	48	38.4	10	22	6	5	5	67	66.8
Mercer		668		254-667	.381	50-161	.311	110-145	.759	137	247	384	38.4	126	143	105	28	107	668	66.8
Opponents		560		211-549	.384	70-229	.306	68-113	.602	106	282	388	38.8	157	143	212	21	58	560	56.0

Games played: 10
Points/game: 66.8
FG Pct: 38.1
3FG Pct: 31.1
FT Pct: 75.9

Rebounds/game: 38.4
Assists/game: 14.3
Turnovers/game: 10.5
Assist/turnover ratio: 1.4
Steals/game: 10.7
Blocks/game: 2.8

2016-17 Mercer Women's Basketball
Mercer Opponent Game-by-Game (as of Dec 10, 2016)
All games

OPONENT STATISTICS

Opponent	Date	Score		Total		3-Pointers		Free throws		Rebounds				pf	a	t/o	blk	stl	pts	avg
				fg-fga	pct	3fg-fga	pct	ft-flt	pct	off	def	tot	avg							
EMMANUEL	11/11/16	84-70	W	24-55	.436	12-22	.545	10-16	.625	8	19	27	27.0	13	16	16	2	7	70	70.0
at Georgia	11/13/16	64-72	L	26-56	.464	3-17	.176	17-23	.739	11	32	43	35.0	18	18	20	5	10	72	71.0
CAMPBELL	11/16/16	76-60	W	22-49	.449	9-19	.474	7-15	.467	8	26	34	34.7	22	18	18	0	3	60	67.3
FLORIDA ATLANTIC	11/18/16	74-57	W	23-60	.383	6-24	.250	5-6	.833	13	32	45	37.2	15	15	22	2	1	57	64.8
at Illinois	11/22/16	51-33	W	13-57	.228	3-31	.097	4-6	.667	11	36	47	39.2	20	6	21	3	0	33	58.4
at Houston	11/25/16	64-60	W	25-57	.439	7-23	.304	3-15	.200	17	25	42	39.7	20	11	28	4	8	60	58.7
at Georgia Southern	11/29/16	77-56	W	17-48	.354	11-27	.407	11-16	.688	6	31	37	39.3	7	16	26	0	8	56	58.3
KENNESAW STATE	12/3/16	61-46	W	20-57	.351	5-24	.208	1-6	.167	10	27	37	39.0	19	10	20	1	7	46	56.8
at Georgia Tech	12/7/16	50-70	L	29-63	.460	10-26	.385	2-2	1.000	15	32	47	39.9	15	24	25	2	9	70	58.2
WEST GEORGIA	12/10/16	67-36	W	12-47	.255	4-16	.250	8-8	1.000	7	22	29	38.8	8	9	16	2	5	36	56.0
Opponents		560		211-549	.384	70-229	.306	68-113	.602	106	282	388	38.8	157	143	212	21	58	560	56.0
Mercer		668		254-667	.381	50-161	.311	110-145	.759	137	247	384	38.4	126	143	105	28	107	668	66.8

Games played: 10
Points/game: 56.0
FG Pct: 38.4
3FG Pct: 30.6
FT Pct: 60.2

Rebounds/game: 38.8
Assists/game: 14.3
Turnovers/game: 21.2
Assist/turnover ratio: 0.7
Steals/game: 5.8
Blocks/game: 2.1

GAME-BY-GAME RESULTS // MERCER WOMEN'S BASKETBALL

Official Basketball Box Score -- Game Totals -- Final Statistics Emmanuel vs Mercer 11/11/16 7:00 PM at Macon, Ga. - Hawkins Arena

Emmanuel 70 • 0-1

#	Player	Total			3-Ptr			Rebounds			PF	TP	A	TO	Blk	Stl	Min
		FG	FGA	FT	FTA	Off	Def	Tot									
31	Elise Coberly	f	9-17	3-7	0-0	2	3	5	0	21	2	3	0	2	33		
44	Avery Scarbrough	c	2-4	0-0	1-2	1	5	6	3	5	3	1	0	0	35		
03	Mikayla Trombley	g	4-9	2-3	0-0	1	2	3	1	10	3	1	0	1	28		
20	Timia Reynolds	g	6-11	4-6	1-4	0	1	1	1	17	3	2	1	1	38		
23	Lochlain Corliss	g	1-3	1-1	4-4	0	0	0	0	7	3	2	1	0	33		
05	Genesis Jones	g	0-1	0-1	0-2	0	1	1	4	0	1	2	1	0	12		
11	Sydnei Nash	g	1-1	1-1	0-0	1	1	2	0	3	1	1	0	2	7		
24	Jenesai Mohammed	g	0-1	0-1	0-0	0	0	0	0	0	0	0	0	0	0		
25	Clarissa Hopkins	g	0-1	0-1	0-0	0	1	1	0	0	0	1	0	0	5		
34	Taylor Delasbour	g	1-6	1-1	4-4	0	0	0	3	7	0	1	0	0	9		
45	Ashlyn Loudermilk	g	0-1	0-0	0-0	0	0	0	1	0	0	0	0	0	0		
Team						3	5	8			2						
Totals			24-55	12-22	10-16	8	19	27	13	70	16	16	2	7	200		

1st - FG %:	6-15	40.0%	2nd:	3-11	27.3%	3rd:	6-12	50.0%	4th:	9-17	52.9%	Game:	24-55	43.6%	Deadball
3FG %:	3-8	37.5%		2-4	50.0%		3-5	60.0%		4-5	80.0%		12-22	54.5%	Rebounds
FT %:	0-0	0.0%		2-2	100.0%		3-6	50.0%		5-8	62.5%		10-16	62.5%	3,1

Mercer 84 • 1-0

#	Player	Total			3-Ptr			Rebounds			PF	TP	A	TO	Blk	Stl	Min
		FG	FGA	FT	FTA	Off	Def	Tot									
02	Amanda Thompson	f	3-7	0-0	1-2	3	3	6	2	7	0	2	0	1	30		
22	Alex Williams	f	3-7	0-0	3-4	1	2	3	2	9	0	0	3	1	27		
01	Sydni Means	g	6-9	0-0	1-1	0	5	5	2	13	7	0	1	23			
11	Linnea Rosendal	g	6-10	3-5	2-2	0	1	1	0	17	3	3	1	0	29		
24	Kahlia Lawrence	g	5-13	0-0	1-1	2	4	6	1	11	7	1	1	1	24		
00	Aaliyah Milord	g	0-0	0-0	0-0	0	0	0	0	0	0	1	0	0	1		
04	Callie Hackett	g	1-2	0-0	0-0	0	0	0	0	2	2	0	0	0	5		
13	Cierra Edwards	g	0-0	0-0	0-0	0	0	0	1	0	0	1	0	0	4		
15	Ally Welch	g	0-2	0-0	0-0	0	0	0	1	0	0	0	0	0	7		
20	Shon Kitchens	g	2-3	0-0	0-2	1	1	2	0	4	0	2	0	0	11		
21	India Blakely	g	0-0	0-0	0-0	0	0	0	0	0	0	0	0	0	3		
23	Kayla Potts	g	2-2	0-0	0-0	1	5	6	5	4	0	1	1	2	15		
25	KeKe Calloway	g	7-12	2-5	1-1	2	1	3	1	17	3	2	1	3	21		
Team						3	4	7									
Totals			35-67	5-10	9-13	13	26	39	15	84	22	13	8	10	200		

1st - FG %:	11-22	50.0%	2nd:	13-17	76.5%	3rd:	4-13	30.8%	4th:	7-15	46.7%	Game:	35-67	52.2%	Deadball
3FG %:	1-2	50.0%		3-4	75.0%		0-2	0.0%		1-2	50.0%		5-10	50.0%	Rebounds
FT %:	2-2	100.0%		3-5	60.0%		0-0	0.0%		4-6	66.7%		9-13	69.2%	3

Officials: Kerry Pierre, John Woods, Jarvis Jester
Technical fouls: Emmanuel-None. Mercer-None.
Attendance: 2590

Score by periods	1st	2nd	3rd	4th	Total
Emmanuel	15	10	18	27	70
Mercer	25	32	8	19	84

Official Basketball Box Score -- Game Totals -- Final Statistics Mercer vs Georgia 11/13/16 2 p.m. ET at Athens, Ga. (Stegeman Coliseum)

Mercer 64 • 1-1

#	Player	Total			3-Ptr			Rebounds			PF	TP	A	TO	Blk	Stl	Min
		FG	FGA	FT	FTA	Off	Def	Tot									
02	Amanda Thompson	f	3-5	0-0	1-2	3	4	7	3	7	1	2	0	2	37		
22	Alex Williams	f	2-6	0-0	4-6	1	1	2	5	8	2	3	1	2	28		
01	Sydni Means	g	2-7	0-0	5-6	1	7	8	4	9	5	3	0	3	39		
11	Linnea Rosendal	g	1-4	1-2	0-0	0	3	3	1	3	1	3	0	0	21		
24	Kahlia Lawrence	g	5-18	0-0	3-5	1	3	4	1	13	2	1	0	1	38		
23	Kayla Potts	g	0-0	0-0	0-0	1	0	1	4	0	0	1	0	0	7		
25	KeKe Calloway	g	10-22	4-11	0-0	0	2	2	2	24	0	1	0	1	30		
Team						1	1	2									
Totals			23-62	5-13	13-19	8	21	29	20	64	11	14	1	9	200		

1st - FG %:	4-14	28.6%	2nd:	7-19	36.8%	3rd:	6-13	46.2%	4th:	6-16	37.5%	Game:	23-62	37.1%	Deadball
3FG %:	1-1	100.0%		1-4	25.0%		2-4	50.0%		1-4	25.0%		5-13	38.5%	Rebounds
FT %:	4-6	66.7%		2-2	100.0%		3-5	60.0%		4-6	66.7%		13-19	68.4%	4,1

Georgia 72 • 2-0

#	Player	Total			3-Ptr			Rebounds			PF	TP	A	TO	Blk	Stl	Min
		FG	FGA	FT	FTA	Off	Def	Tot									
23	Halle Washington	f	3-3	0-0	0-0	0	5	5	4	6	0	2	0	1	1	19	
33	Mackenzie Engram	f	2-9	0-2	4-4	0	8	8	3	8	0	3	0	1	25		
01	Shanea Armbrister	g	3-8	0-3	0-1	2	3	5	1	6	8	2	0	2	34		
11	Pachis Roberts	g	5-14	1-6	8-10	2	7	9	2	19	5	3	0	2	40		
12	Haley Clark	g	3-6	1-1	2-4	0	5	5	4	9	3	5	0	1	30		
03	Stephanie Paul	g	0-0	0-0	0-0	1	0	1	0	0	0	1	0	0	2		
04	Caliya Robinson	g	10-13	1-3	3-4	3	1	4	1	24	0	0	4	1	32		
24	Simone Costa	g	0-3	0-2	0-0	0	2	2	3	0	2	4	0	2	18		
Team						3	1	4									
Totals			26-56	3-17	17-23	11	32	43	18	72	18	20	5	10	200		

1st - FG %:	6-14	42.9%	2nd:	3-15	20.0%	3rd:	9-12	75.0%	4th:	8-15	53.3%	Game:	26-56	46.4%	Deadball
3FG %:	0-4	0.0%		1-7	14.3%		1-3	33.3%		1-3	33.3%		3-17	17.6%	Rebounds
FT %:	2-4	50.0%		3-4	75.0%		8-9	88.9%		4-6	66.7%		17-23	73.9%	3,1

Officials: Bob Trammell, Metta Roberts, Jody Cantrell
Technical fouls: Mercer-None. Georgia-None.
Attendance: 2497

Score by periods	1st	2nd	3rd	4th	Total
Mercer	13	17	17	17	64
Georgia	14	10	27	21	72

Official Basketball Box Score -- Game Totals -- Final Statistics CAMPBELL vs Mercer 11/16/16 7:00 PM at Macon, Ga. - Hawkins Arena

CAMPBELL 60 • 1-1

#	Player	Total			3-Ptr			Rebounds			PF	TP	A	TO	Blk	Stl	Min
		FG	FGA	FT	FTA	Off	Def	Tot									
21	PRICE, Summer	f	3-8	3-5	0-0	1	1	2	0	9	4	1	0	0	28		
33	ROUSE, Makala	c	2-6	0-1	0-2	1	4	5	4	4	2	2	0	2	26		
00	BARBER, Hayley	g	0-4	0-3	0-2	0	2	2	2	0	2	4	0	0	21		
10	BOLDEN, Taya	g	1-3	0-0	0-0	0	3	3	0	2	3	2	0	0	13		
44	LONG, Hannah	g	4-4	0-0	0-0	0	2	2	5	8	0	2	0	0	18		
12	BOWNS, Caroline	g	4-6	4-5	1-2	0	1	1	1	13	3	0	0	0	21		
14	ALLISON, Alyshia	g	0-0	0-0	0-0	0	0	0	0	0	1	1	0	0	4		
15	FOSTER, Breanna	g	2-5	2-5	2-2	0	0	0	0	2	8	0	1	0	21		
20	CRIBB, Brianna	g	1-2	0-0	3-4	1	4	5	3	5	3	0	0	1	27		
22	DANIEL, Tiffany	g	1-3	0-0	0-0	1	2	3	3	2	0	1	0	0	9		
25	EMANUEL, Bria	g	4-8	0-0	1-3	4	2	6	2	9	0	2	0	0	12		
Team						0	5	5									
Totals			22-49	9-19	7-15	8	26	34	22	60	18	18	0	3	200		

1st - FG %:	3-11	27.3%	2nd:	7-12	58.3%	3rd:	7-13	53.8%	4th:	5-13	38.5%	Game:	22-49	44.9%	Deadball
3FG %:	1-4	25.0%		3-6	50.0%		4-7	57.1%		1-2	50.0%		9-19	47.4%	Rebounds
FT %:	1-4	25.0%		3-4	75.0%		3-4	75.0%		0-3	0.0%		7-15	46.7%	3

GAME-BY-GAME RESULTS // MERCER WOMEN'S BASKETBALL

Official Basketball Box Score -- Game Totals -- Final Statistics Mercer vs Illinois 11/22/16 7 PM at State Farm Center

Mercer 51 • 4-1

#	Player	Total		3-Ptr		Rebounds			PF	TP	A	TO	Blk	Stl	Min
		FG-FGA	FT-FTA	FG-FGA	FT-FTA	Off	Def	Tot							
02	Amanda Thompson	f 4-8	0-0	3-4	3	6	9	2	11	1	1	0	4	34	
01	Sydni Means	g 1-7	0-0	2-4	0	6	6	1	4	4	0	0	3	38	
11	Linnea Rosendal	g 2-10	1-7	0-0	1	3	4	2	5	0	3	0	0	23	
24	Kahlia Lawrence	g 7-15	0-0	3-4	1	4	5	1	17	2	1	0	1	38	
25	KeKe Calloway	g 3-21	0-8	3-4	1	6	7	1	9	0	0	1	1	30	
13	Ciarra Edwards	0-0	0-0	1-2	0	0	0	1	1	0	0	0	0	6	
20	Shon Kitchens	0-0	0-0	0-0	0	0	0	0	0	0	0	0	0	1	
23	Kayla Potts	2-5	0-1	0-0	5	1	6	3	4	2	1	0	1	30	
	Team				3	2	5								
Totals		19-66	1-16	12-18	14	28	42	11	51	9	6	1	10	200	

1st - FG %: 5-19 26.3% 2nd: 5-18 27.8% 3rd: 5-16 31.3% 4th: 4-13 30.8% Game: 19-66 28.8% Deadball Rebounds 3
3FG %: 0-5 0.0% 0-4 0.0% 0-5 0.0% 1-2 50.0% 1-16 6.3% 12-18 66.7%
FT %: 3-4 75.0% 0-0 0.0% 5-6 83.3% 4-8 50.0%

Illinois 33 • 2-3

#	Player	Total		3-Ptr		Rebounds			PF	TP	A	TO	Blk	Stl	Min
		FG-FGA	FT-FTA	FG-FGA	FT-FTA	Off	Def	Tot							
35	Alex Wittinger	f 5-11	0-0	2-2	6	10	16	5	12	0	4	2	0	27	
50	Ali Andrews	f 0-3	0-1	1-2	0	6	6	2	1	0	2	0	0	28	
01	Brandi Beasley	g 2-9	1-5	0-0	2	6	8	3	5	3	6	0	0	40	
13	Petra Holesinska	g 0-7	0-6	0-0	0	3	3	1	0	0	1	1	0	18	
23	Jaelyne Kirkpatrick	g 3-10	2-8	0-0	0	1	1	3	8	2	3	0	0	37	
12	Ashley McConnell	g 0-2	0-2	0-0	0	0	0	1	0	0	0	0	0	6	
20	Sarah Overcash	0-1	0-0	0-0	0	0	0	0	0	0	0	0	0	2	
25	Kennedy Cattenhead	1-5	0-3	1-2	1	7	8	3	3	0	4	0	0	23	
30	Courtney Joens	2-9	0-6	0-0	2	1	3	2	4	1	1	0	0	19	
	Team				0	2	2								
Totals		13-57	3-31	4-6	11	36	47	20	33	6	21	3	0	200	

1st - FG %: 2-13 15.4% 2nd: 5-16 31.3% 3rd: 4-16 25.0% 4th: 2-12 16.7% Game: 13-57 22.8% Deadball Rebounds 4
3FG %: 1-7 14.3% 1-8 12.5% 0-8 0.0% 1-8 12.5% 3-31 9.7%
FT %: 0-0 0.0% 0-0 0.0% 2-2 100.0% 2-4 50.0%

Officials: Beverly Roberts, Laura Morris, Kevin Pethell
Technical fouls: Mercer-None. Illinois-None.
Attendance: 1051

Score by periods	1st	2nd	3rd	4th	Total
Mercer	13	10	15	13	51
Illinois	5	11	10	7	33

Official Basketball Box Score -- Game Totals -- Final Statistics Mercer vs Houston 11/25/16 7:00 pm at Houston, Texas (Hofheinz Pavilion)

Mercer 64 • 5-1

#	Player	Total		3-Ptr		Rebounds			PF	TP	A	TO	Blk	Stl	Min
		FG-FGA	FT-FTA	FG-FGA	FT-FTA	Off	Def	Tot							
02	Amanda Thompson	f 3-9	0-0	2-4	6	5	11	2	8	0	1	1	1	32	
11	Linnea Rosendal	f 3-9	2-6	0-0	1	0	1	2	8	1	3	0	0	19	
01	Sydni Means	g 8-12	0-0	2-3	0	3	3	1	18	4	1	0	3	40	
23	Kayla Potts	g 1-5	0-0	0-0	5	3	8	2	2	2	3	0	2	28	
24	Kahlia Lawrence	g 4-20	0-1	1-2	3	5	8	4	9	2	6	0	3	40	
13	Ciarra Edwards	0-0	0-0	0-0	1	0	1	0	0	0	0	0	0	8	
20	Shon Kitchens	0-0	0-0	0-0	0	0	0	0	0	0	0	0	0	5	
25	KeKe Calloway	6-16	1-4	6-6	4	3	7	1	19	0	1	0	5	28	
	Team				2	2	4								
Totals		25-71	3-11	11-15	22	21	43	13	64	9	16	1	15	200	

1st - FG %: 7-19 36.8% 2nd: 5-19 26.3% 3rd: 9-17 52.9% 4th: 4-16 25.0% Game: 25-71 35.2% Deadball Rebounds 3
3FG %: 1-2 50.0% 0-3 0.0% 2-4 50.0% 2-3 66.7%
FT %: 1-2 50.0% 0-0 0.0%

Houston 60 • 1-4

#	Player	Total		3-Ptr		Rebounds			PF	TP	A	TO	Blk	Stl	Min
		FG-FGA	FT-FTA	FG-FGA	FT-FTA	Off	Def	Tot							
32	BROWN, Sharayla	c 0-1	0-0	0-0	0	1	1	2	0	0	2	2	0	9	
00	HARRIS, Angela	g 0-8	0-5	0-0	1	0	1	3	0	1	5	0	2	13	
23	HAWKINS, Serithia	g 7-9	0-1	1-5	6	5	11	1	15	1	2	0	2	40	
24	MITCHELL, Mariah	g 6-9	4-6	0-2	0	1	1	4	16	1	2	0	0	21	
25	GRAVES, Kierra	g 4-8	1-1	0-0	1	3	4	1	9	3	5	0	2	32	
02	BLAKE, Jacqueline	0-0	0-0	0-0	0	2	2	0	0	0	1	0	0	10	
03	BRANCH, Dorian	0-0	0-0	0-0	0	1	1	1	0	0	0	1	1	6	
04	HARRIS, Jasmine	1-4	0-1	1-4	4	6	10	4	3	2	3	0	1	20	
10	NEWMAN, Cenecia	0-0	0-0	0-0	0	0	0	0	0	0	0	0	0	1	
12	COFFMAN, Brianne	2-5	0-0	0-2	3	4	7	2	4	1	2	1	0	19	
14	LMBRICK, Quatera	5-13	2-9	1-2	0	0	0	2	13	2	6	0	0	29	
	Team				2	2	4								
Totals		25-57	7-23	3-15	17	25	42	20	60	11	28	4	8	200	

1st - FG %: 7-19 36.8% 2nd: 5-11 45.5% 3rd: 7-17 41.2% 4th: 6-15 40.0% Game: 25-57 43.9% Deadball Rebounds 6
3FG %: 2-5 40.0% 1-3 33.3% 4-10 40.0% 0-2 0.0%
FT %: 1-3 33.3% 1-5 20.0% 0-0 0.0%

Officials: Bryan Entlerne, Ron Ledington, Michelle Kramer
Technical fouls: Mercer-TEAM. Houston-None.
Attendance: 558

Score by periods	1st	2nd	3rd	4th	Total
Mercer	16	10	22	16	64
Houston	17	12	18	13	60

Official Basketball Box Score -- Game Totals -- Final Statistics Mercer vs Georgia Southern 11/29/16 11 AM at Hanner Fieldhouse (Statesboro, GA)

Mercer 77 • 6-1

#	Player	Total		3-Ptr		Rebounds			PF	TP	A	TO	Blk	Stl	Min
		FG-FGA	FT-FTA	FG-FGA	FT-FTA	Off	Def	Tot							
02	Amanda Thompson	f 4-10	0-0	0-0	6	3	9	1	8	2	1	0	3	30	
01	Sydni Means	g 5-8	0-0	4-4	0	4	4	0	14	7	3	1	7	29	
11	Linnea Rosendal	g 4-13	4-11	0-0	0	1	1	2	12	3	1	0	0	17	
23	Kayla Potts	g 2-5	0-0	0-0	0	9	9	4	4	1	0	1	4	30	
24	Kahlia Lawrence	g 8-17	1-2	0-0	1	1	2	1	17	0	1	0	2	30	
00	Aaliyah Milord	0-0	0-0	0-0	0	2	2	0	0	0	1	0	0	1	
04	Callie Hackett	2-3	1-2	0-0	0	1	1	0	5	2	0	0	0	10	
13	Ciarra Edwards	1-1	0-0	0-0	0	0	0	3	2	1	1	0	0	7	
15	Ally Welch	1-1	0-0	0-0	1	0	1	0	2	0	0	0	0	4	
20	Shon Kitchens	0-0	0-0	0-0	0	1	1	1	0	0	1	0	0	7	
21	India Blakely	0-1	0-0	0-0	0	0	0	0	1	0	0	0	0	3	
25	KeKe Calloway	4-15	3-10	0-0	1	5	6	1	11	2	0	0	3	29	
32	Germani Abram	1-1	0-0	0-0	0	0	0	2	2	0	0	0	0	3	
	Team				3	1	4								
Totals		32-75	9-25	4-4	12	28	40	15	77	19	9	2	19	200	

1st - FG %: 9-19 47.4% 2nd: 6-18 33.3% 3rd: 8-18 44.4% 4th: 9-20 45.0% Game: 32-75 42.7% Deadball Rebounds 0
3FG %: 3-7 42.9% 1-8 12.5% 3-6 50.0% 2-4 50.0%
FT %: 2-2 100.0% 0-0 0.0%

Georgia Southern 56 • 2-5

#	Player	Total		3-Ptr		Rebounds			PF	TP	A	TO	Blk	Stl	Min
		FG-FGA	FT-FTA	FG-FGA	FT-FTA	Off	Def	Tot							
25	Butler, Sierra	f 0-2	0-0	0-0	1	1	2	0	0	0	1	0	0	11	
35	Butler, Patrice	c 3-8	1-3	6-8	3	5	8	1	13	1	5	0	1	31	
13	Franks, Nakol	g 8-11	8-11	2-2	0	1	1	0	26	2	5	0	0	31	
15	Atwater, Amira	g 0-2	0-0	0-0	0	2	2	0	0	1	4	0	0	15	
23	Sams, Alexis	g 1-8	1-7	0-0	0	2	2	2	3	6	0	0	3	28	
00	Brown, Alexis	2-6	0-3	1-2	0	1	1	5	0	1	0	1	2	20	
02	English-Lurry, Trel	2-4	0-2	0-0	0	3	3	2	4	3	3	0	2	14	
04	Akins, Jakayvea	0-1	0-0	1-2	0	0	0	1	1	1	0	0	0	5	
05	Foules, Alexis	1-2	1-1	1-2	0	7	7	1	4	1	2	0	0	14	
24	Beamon, Rhein	0-1	0-0	0-0	0	0	0	0	0	1	0	0	0	6	
32	Dias-Allen, Hailey	0-2	0-0	0-0	0	1	1	0	0	0	3	0	0	15	
33	Stavropoulos, Vic.	0-0</													

GAME-BY-GAME RESULTS // MERCER WOMEN'S BASKETBALL

Official Basketball Box Score -- Game Totals -- Final Statistics
Mercer vs Georgia Tech
12/7/16 7 p.m. at Atlanta, Ga. (McCamish Pavilion)

Mercer 50 • 7-2

##	Player	Total		3-Ptr		Rebounds			PF	TP	A	TO	Blk	Stl	Min
		FG-FGA	FG-FGA	FT-FTA	Off	Def	Tot								
02	Amanda Thompson	f	3-7	0-0	2-2	3	3	6	3	8	0	2	0	2	31
11	Linnea Rosendal	f	2-4	2-4	0-0	0	0	0	0	6	0	2	0	0	8
01	Sydni Means	g	1-5	0-0	5-6	0	4	4	1	7	4	5	1	3	40
23	Kayla Potts	g	0-5	0-0	1-2	4	1	5	1	1	3	3	1	4	22
24	Kahlia Lawrence	g	1-12	0-2	0-0	0	3	3	3	2	0	2	0	2	40
13	Ciarra Edwards	g	0-0	0-0	2-2	0	1	1	0	2	1	0	0	1	10
15	Ally Welch	g	1-3	0-0	0-0	0	1	1	1	2	1	0	0	1	16
25	KeKe Calloway	g	6-22	6-14	4-4	1	3	4	2	22	0	2	0	1	33
Team						0	2	2							
Totals			14-58	8-20	14-16	8	18	26	11	50	9	16	2	14	200

1st - FG %:	3-15	20.0%	2nd:	3-15	20.0%	3rd:	4-14	28.6%	4th:	4-14	28.6%	Game:	14-58	24.1%	Deadball
3FG %:	2-5	40.0%	2-6	33.3%	3-5	60.0%	1-4	25.0%	8-20	40.0%	14-16	87.5%	2-1		Rebounds
FT %:	1-2	50.0%	9-10	90.0%	2-2	100.0%	2-2	100.0%							

Georgia Tech 70 • 8-1

##	Player	Total		3-Ptr		Rebounds			PF	TP	A	TO	Blk	Stl	Min
		FG-FGA	FG-FGA	FT-FTA	Off	Def	Tot								
11	Elo Edeferioka	f	2-3	0-0	0-0	0	7	7	2	4	0	3	0	0	17
00	Imani Tilford	g	6-8	3-3	0-0	2	3	5	3	15	8	6	0	1	28
24	Chanin Scott	g	6-11	1-1	0-0	1	5	6	1	13	3	4	0	2	29
33	Francesca Pan	g	3-9	2-6	2-2	0	3	3	3	10	3	2	0	1	23
55	Antonia Peresson	g	3-11	3-11	0-0	0	0	0	1	9	5	2	0	4	33
02	Zutorya Cook	g	0-1	0-0	0-0	0	0	0	0	0	0	2	0	0	4
10	Katarina Vuckovic	g	2-6	0-1	0-0	1	4	5	1	4	1	0	1	0	15
13	Cha'Ron Sweeney	g	2-6	1-4	0-0	3	1	4	1	5	1	1	0	1	16
14	Simina Avram	g	0-0	0-0	0-0	0	0	0	0	0	0	1	0	0	2
15	Chelsea Guimaraes	g	3-4	0-0	0-0	4	4	8	2	6	0	3	1	0	16
21	Zaire O'Neil	g	2-4	0-0	0-0	1	4	5	1	4	3	0	0	0	15
44	Martine Fortune	g	0-0	0-0	0-0	0	1	1	0	0	0	0	0	0	2
Team						3	0	3							
Totals			29-63	10-26	2-2	15	32	47	15	70	24	25	2	9	200

1st - FG %:	10-18	55.6%	2nd:	6-12	50.0%	3rd:	6-15	40.0%	4th:	7-18	38.9%	Game:	29-63	46.0%	Deadball
3FG %:	3-9	33.3%	4-6	66.7%	2-8	25.0%	1-3	33.3%	10-26	38.5%	2-2	100.0%	0-4		Rebounds
FT %:	0-0	0.0%	0-0	0.0%	0-0	0.0%	2-2	100.0%							

Officials: Edward Sidlasky, Daryl Humphrey, Metta Roberts
 Technical fouls: Mercer-None. Georgia Tech-None.
 Attendance: 520

Score by periods	1st	2nd	3rd	4th	Total
Mercer	9	17	13	11	50
Georgia Tech	23	16	14	17	70

Official Basketball Box Score -- Game Totals -- Final Statistics
West Georgia vs Mercer
12/10/16 2:00 PM at Macon, Ga. - Hawkins Arena

West Georgia 36 • 1-4

##	Player	Total		3-Ptr		Rebounds			PF	TP	A	TO	Blk	Stl	Min
		FG-FGA	FG-FGA	FT-FTA	Off	Def	Tot								
02	Singleton,Bre'ana	*	0-0	0-0	0-0	0	0	0	0	0	0	1	2	0	18
13	Cain,D'Asia	*	1-2	0-0	0-0	0	3	3	2	2	1	3	0	1	26
23	Brown,Jessica	*	1-10	0-3	0-0	0	3	3	0	2	0	2	0	0	28
24	Harris,Aysha	*	3-8	1-2	4-4	2	3	5	2	11	3	3	0	1	27
34	Jones,De'Ashia	*	2-9	0-3	2-2	3	4	7	2	6	3	2	2	0	28
03	Neil,Chloe	*	0-1	0-1	0-0	0	1	1	0	0	0	0	0	0	9
04	Cave,Terrianna	*	2-6	0-3	2-2	0	4	4	0	4	0	1	0	1	23
05	White,Camreen	*	1-5	1-1	0-0	0	0	0	0	0	0	0	0	1	16
10	Bayer,Julianne	*	0-2	0-1	0-0	0	2	2	2	2	0	1	0	0	10
11	Hester,Claudia	*	2-4	2-2	0-0	0	0	0	0	6	1	1	0	0	15
Team						2	2	4							
Totals			12-47	4-16	8-8	7	22	29	8	36	9	16	2	5	200

1st - FG %:	3-12	25.0%	2nd:	5-15	33.3%	3rd:	3-11	27.3%	4th:	2-9	22.2%	Game:	12-47	25.5%	Deadball
3FG %:	0-1	0.0%	4-8	50.0%	0-3	0.0%	0-4	0.0%	4-16	25.0%	8-8	100.0%	0		Rebounds
FT %:	2-2	100.0%	0-0	0.0%	2-2	100.0%	4-4	100.0%							

Mercer 67 • 8-2

##	Player	Total		3-Ptr		Rebounds			PF	TP	A	TO	Blk	Stl	Min
		FG-FGA	FG-FGA	FT-FTA	Off	Def	Tot								
01	Sydni Means	*	3-7	0-0	3-4	0	3	3	1	9	9	2	1	1	31
02	Amanda Thompson	*	3-9	0-0	2-2	4	5	9	0	8	0	0	1	2	29
23	Kayla Potts	*	5-8	0-1	0-0	3	5	8	4	10	1	0	2	1	24
24	Kahlia Lawrence	*	7-15	0-2	0-0	4	2	6	1	14	2	1	0	0	31
25	KeKe Calloway	*	8-17	5-11	0-0	1	3	4	2	21	4	1	0	1	30
00	Aaliyah Milford	*	0-0	0-0	0-0	0	0	0	0	0	0	0	0	0	2
04	Callie Hackett	*	0-6	0-3	1-2	2	2	4	2	1	4	1	0	0	17
13	Ciarra Edwards	*	0-1	0-0	0-0	0	3	3	0	0	1	0	0	0	6
15	Ally Welch	*	0-3	0-0	0-0	3	3	6	0	0	0	0	0	0	18
20	Shon Kitchens	*	2-3	0-1	0-0	0	1	1	0	4	0	0	1	0	4
21	India Blakely	*	0-0	0-0	0-0	0	0	0	0	0	0	1	0	0	4
32	Germani Abram	*	0-0	0-0	0-0	0	0	0	0	0	0	0	0	0	4
Team						3	1	4							
Totals			28-69	5-18	6-8	20	28	48	10	67	22	6	5	5	200

1st - FG %:	3-19	15.8%	2nd:	9-18	50.0%	3rd:	11-16	68.8%	4th:	4-16	25.0%	Game:	28-69	40.6%	Deadball
3FG %:	0-3	0.0%	3-8	37.5%	2-4	50.0%	0-3	0.0%	5-18	27.8%	6-8	75.0%	1		Rebounds
FT %:	1-2	50.0%	2-2	100.0%	2-2	100.0%	1-2	50.0%							

Officials: Wesley Dean, Laney Nelms, Tunita Dumas
 Technical fouls: West Georgia-None. Mercer-None.
 Attendance: 428

Score by periods	1st	2nd	3rd	4th	Total
West Georgia	6	14	8	8	36
Mercer	9	23	26	9	67