



@MercerMBB  
#BearDownMU  
#STIR

## MEN'S BASKETBALL NOTES

### MERCER BEARS

**5-5**  
OVERALL

**0-0**  
SOCON

**Bob Hoffman**  
HEAD COACH

**169-118**  
RECORD AT MERCER  
(NINTH SEASON)



VS.



### AUBURN TIGERS

**7-2**  
OVERALL

**0-0**  
ACC

**Bruce Pearl**  
HEAD COACH

**33-42**  
RECORD AT AU  
(SEVENTH SEASON)

## SCHEDULE

OVERALL 5-5 SoCon 0-0  
H 4-1 | A 0-2 | N 1-2

### NOVEMBER

Fri. 11	Brewton-Parker	ESPN3	W, 87-53
Sun. 13	! vs. Florida	ESPNU	L, 54-76
Sun. 20	^ Georgia Southern	ESPN3	W, 80-67
Tue. 22	^ Radford	ASN	W, 58-47
Fri. 25	^% vs. East Carolina	-	W, 70-66
Sat. 26	^% vs. Akron	-	L, 63-65
Tue. 29	Davidson	FB Live	L, 57-78

### DECEMBER

Sat. 3	at George Mason	A10 Net	L, 68-79
Wed. 7	Oglethorpe	ESPN3	W, 98-41
Sat. 10	at Clemson	ACC Net Extra	L, 47-90
Sun. 18	at Auburn	SEC Network	1 p.m.
Thur. 22	La Salle	ASN	7 p.m.
Wed. 28	at Kennesaw State	-	7 p.m.
Sat. 31	* at Wofford	-	1 p.m.

### JANUARY

Mon. 2	* at Furman	-	7 p.m.
Thur. 5	* VMI	ESPN3	7:30 p.m.
Sat. 7	* ETSU	ESPN3	4:30 p.m.
Wed. 11	* at Samford	-	8 p.m.
Sat. 14	* Chattanooga	ASN	2 p.m.
Thur. 19	* UNCG	ESPN3	7 p.m.
Sat. 21	* at Western Carolina	-	2 p.m.
Sat. 28	* The Citadel	ESPN3	4:30 p.m.
Mon. 30	* Western Carolina	ESPN3	7 p.m.

### FEBRUARY

Thur. 2	* Furman	ESPN3	7 p.m.
Sat. 4	* Wofford	ESPN3	4:30 p.m.
Thur. 9	* at VMI	ESPN3	7 p.m.
Sat. 11	* at ETSU	ESPN3	4 p.m.
Sat. 18	* at The Citadel	-	1 p.m.
Wed. 22	* UNCG	ESPN3	7 p.m.
Sat. 25	* at Chattanooga	-	5 p.m.
Mon. 27	* Samford	ESPN3	7 p.m.

### MARCH

3-6	& SoCon Tournament	ESPN3	TBA
-----	--------------------	-------	-----

## OPENING TIPOFF

After a week's break for final exams Mercer returns to action Sunday afternoon at Auburn. This marks the second consecutive game in which Mercer faces the Tigers after playing at Clemson on Dec. 10.

## SERIES HISTORY

Sunday's game will mark a deciding contest in the series history as both teams have won 16 games apiece in the 32-game series history. Mercer won 11 straight in the series from 1922 to 1947 but the Tigers have won seven of the last nine.

## SCOUTING AUBURN

The hot-shooting Tigers are coming off a dominating win over Coastal Carolina Thursday where Auburn hit a school record 21 3-pointers in a 117-72 win.

Auburn has won three of the last four with the lone loss being a one-point decision against Boston College.

## LAST TIME OUT

Ria'n Holland led Mercer with 12 points but the Bears were unable to contain hot-handed Clemson in a 90-47 loss in front of 7,514 at Littlejohn Coliseum Saturday afternoon.

All 12 points from Holland came off 3-pointers, as did almost half (8) of Mercer's total field goals (17).

## TODAY'S MATCHUP IN THE RANKINGS

Ranking	Mercer	Opp.
ESPN BPI (ESPN.com)	-	-
ESPN RPI (ESPN.com)	126	53
KenPom (kenpom.com)	198	91
NCAA RPI (ncaa.com)	127	58
Warren Nolan (warrennolan.com)	127	58

## GAME INFORMATION

**Date/Time:** Sunday, Dec. 18 • 1 p.m. ET/Noon CT  
**Location:** Auburn, Ala. • Auburn Arena (9,121)  
**Live Stats:** MercerBears.com/livestats  
**Twitter Updates:** @MercerMBB  
**Tickets:** tickets.mercer.edu

## SERIES INFORMATION

**Series Record:** Series tied, 16-16  
**In Macon:** Mercer leads, 5-2  
**In Auburn:** Auburn leads, 8-3  
**Neutral/Unknown:** Mercer leads, 8-4  
**Last Meeting:** AU, 78-71, on 12/15/2015 in Auburn  
**Streak:** Auburn, 1

## TV INFORMATION

**Television:** SEC Network  
**Talent:** Roy Philpott (play-by-play)  
Deb Antonelli (analyst)

## RADIO INFORMATION

**Radio:** Mercer Sports Network  
**Flagship:** 97.3 FM The Bull Icons (Macon)  
**Play-by-Play:** Rick Cameron

## STATISTICAL COMPARISON

	MERCER	Opp.
Scoring Average	68.2	82.3
Opp. Scoring Average	66.2	72.6
Scoring Margin	+2.0	+9.8
FG Percentage	.438	.442
3FG Percentage	.335	.352
FT Percentage	.743	.672
Rebounding Average	37.3	36.9
Assists Per Game	13.8	14.2
Steals Per Game	3.9	9.2
Blocks Per Game	2.7	5.8

! - in Jacksonville, Fla.  
^ - Savannah Invitational  
% - in Savannah, Ga.  
\* - Southern Conference game  
& - Southern Conference Tournament (Asheville, N.C.)

## MEDIA RELATIONS

Patrick T. Walsh

Assistant AD for Media Relations

e: walsh\_pt@mercer.edu

o: 478-301-5209

c: 318-514-9203

## MERCER STARTING FIVE (Based on Previous Games)

<b>0 RINGER</b> R-Jr.   F	<b>5 STRAWBERRY</b> Jr.   G	<b>10 HOLLAND</b> R-Jr.   G	<b>15 JELKS</b> Jr.   F	<b>23 RIVERS</b> Jr.   G
MIN 22.5	MIN 25.9	MIN 32.5	MIN 22.8	MIN 28.8
PPG 6.3	PPG 7.6	PPG 18.4	PPG 6.4	PPG 13.7
FG% 54.9%	FG% 37.9%	FG% 45.5%	FG% 42.2%	FG% 61.3%
3FG% N/A	3FG% 29.2%	3FG% 37.7%	3FG% 30.0%	3FG% 42.9%
AST 2	AST 41	AST 17	AST 18	AST 14

## NUMERICAL ROSTER

No.	Name	Pronunciation	Pos.	Ht.	Wt.	Yr.	Exp.	Hometown / Previous School
0	Desmond Ringer		F	6-9	255	R-Jr.	1L	McDonough, Ga. / South Carolina
1	Cory Kilby		F	6-7	195	So.	1L	Ada, Okla. / Ada HS
2	Jaylen Stowe		G	6-2	205	So.	1L	Harrisburg, N.C. / Hickory Ridge HS
3	Stephen Gavin		G	6-3	190	So.	SQ	Savannah, Ga. / Hilton Head Preparatory School
5	Jordan Strawberry		G	6-1	175	Jr.	2L	Anaheim, Calif. / South Kent School
10	Ria'n Holland	REE-on	G	6-0	152	R-Jr.	JC	Fayetteville, N.C. / Indian Hills CC
13	Ryan Johnson		G	6-5	192	R-So.	JC	Greensboro, N.C. / Tallahassee CC
14	Ethan Stair		G	6-5	205	So.	1L	Hazel Green, Ala. / Hazel Green HS
15	Stephon Jelks	STEF-on	F	6-6	225	Jr.	2L	Marietta, Ga. / North Cobb Christian School
20	Darius Roy		G	6-2	170	Fr.	HS	Lawton, Okla. / Lawton Eisenhower HS
23	Demetre Rivers	de-MEE-TREE	G	6-8	180	Jr.	2L	Ladson, S.C. / Stratford HS
24	Ross Cummings		G	6-3	165	Fr.	HS	Dickson, Tenn. / Creek Wood HS
25	Rashad Lewis		G	5-8	156	Jr.	JC	Valdosta, Ga. / Tallahassee CC
33	Mac Brydon		C	6-10	280	Fr.	HS	Charlotte, N.C. / Carmel Christian
44	JJ N'Ganga	NN-GAHNG-AH	C	6-10	250	R-Sr.	TR	Aubervilliers, France / New Mexico
55	Andrew Fishler		C	7-1	218	R-Sr.	1L	Cumming, Ga. / Gulf Coast State

## RADIO / TV ROSTER




**Desmond RINGER**  
F / 6-9 / 255  
R-Jr. / 1L  
McDonough, Ga.



**Cory KILBY**  
F / 6-7 / 195  
So. / 1L  
Ada, Okla.




**Jaylen STOWE**  
G / 6-4 / 200  
So. / 1L  
Harrisburg, N.C.




**Stephen GAVIN**  
G / 6-3 / 190  
So. / SQ  
Savannah, Ga.




**Jordan STRAWBERRY**  
G / 6-1 / 175  
Jr. / 2L  
Anaheim, Calif.



**Ria'n HOLLAND**  
G / 6-0 / 152  
R-Jr. / JC  
Fayetteville, N.C.



**Ryan JOHNSON**  
G / 6-5 / 192  
R-So. / JC  
Greensboro, N.C.



**Ethan STAIR**  
G / 6-5 / 205  
So. / 1L  
Hazel Green, Ala.



**Stephon JELKS**  
F / 6-6 / 225  
Jr. / 2L  
Marietta, Ga.



**Darius ROY**  
G / 6-2 / 170  
Fr. / HS  
Lawton, Okla.




**Demetre RIVERS**  
G / 6-8 / 180  
Jr. / 2L  
Ladson, S.C.



**Ross CUMMINGS**  
G / 6-3 / 165  
Fr. / HS  
Dickson, Tenn.



**Rashad LEWIS**  
G / 5-8 / 156  
Jr. / JC  
Valdosta, Ga.



**Mac BRYDON**  
C / 6-10 / 280  
Fr. / HS  
Charlotte, N.C.



**JJ N'GANGA**  
C / 6-10 / 250  
R-Sr. / TR  
Aubervilliers, France



**Andrew FISHLER**  
C / 7-1 / 218  
R-Sr. / 1L  
Cumming, Ga.



**Bob HOFFMAN**  
Head Coach  
Ninth Season  
Oklahoma Baptist, 1979



**Doug ESLEECK**  
Associate Head Coach  
Seventh Season  
North Carolina, 2005



**Jason EAKER**  
Assistant Coach  
Fourth Season  
UT Pan American, 2004



**Jarred MERRILL**  
Assistant Coach  
Second Season  
Oklahoma Christian, 2005



**Jonathan HOWARD**  
Director of Basketball Operations  
Fifth Season  
Oklahoma, 2006

## PRONUNCIATION GUIDE

Ria'n Holland  
Stephon Jelks  
Demetre Rivers  
JJ N'Ganga

REE-on  
STEF-on  
de-MEE-TREE  
NN-GANG-AH

Doug Esleeck  
Jason Eaker

ess-lick  
A-ker

## A SECOND TEAM FOR THE FIFTH YEAR

When Mercer plays at Auburn on Sunday it will mark the fifth consecutive season that the Bears will face two teams from the Southeastern Conference in a single season. Mercer already played Florida earlier this season in a neutral site game in Jacksonville.

As the Bears look for a win Sunday at Auburn, past history could bode well for Mercer. The Orange and Black have won at least one game against an SEC opponent in three of the last four seasons with 2014-15 being the only exception.

### Season SEC Opponents

2016-17	vs. Florida (L, 76-54), at Auburn
2015-16	at Auburn (L, 78-71), at Arkansas (W [OT], 69-66)
2014-15	at Tennessee (L 64-54), at Georgia (L [3OT], 86-77), at Texas A&M (L, 65-50)
2013-14	at Ole Miss (W, 79-76), vs. Tennessee (L, 83-63)
2012-13	at Georgia (L, 58-49), at Alabama (W, 66-59)

## LAST TIME OUT VS. AUBURN

**AUBURN, Ala. (AP)** - When Auburn needed a statement, Kareem Canty provided the exclamation point.

With the Tigers leading by a single point with just under 30 seconds to go in the game, Canty rose up -- on an injured ankle -- and canned a deep 3-pointer with a pair of defenders around him to extend Auburn's lead to four, and the Tigers held off Mercer Tuesday night, 78-71.

"I knew I was shooting it," Canty said. "I told them I was going to reject (the screen) and drive the lane, but I seen I had space, and I just let it go."

Canty's 21 points led the Tigers, and improved his 19 point-per-game average, which was good for fourth in the SEC.

Tyler Harris collected the fourth double-double of his career with 20 points and 11 rebounds, while T.J. Dunans had 14 points, and Cinmeon Bowers added 13 points and 12 rebounds, good for his fourth double-double.

The Tigers shot 36.2 percent in the first half, and were down by as many as six before taking the lead just before halftime on an alley-oop from Canty to Dunans.

Auburn opened the second half on a 15-5 run and stretched its lead to 10 before the Bears cut it to five.

"We knew we had to get a lead," Canty said. "We talked amongst each other and said, 'Let's not give this one up. we tried to come out with more hunger.'"

Mercer got within one point on a couple of occasions, but each time Auburn pulled away.

Lewis led everyone in scoring with 28 points, and Stephon Jelks added 12 for the Bears, whose five-game win streak was snapped.

Mercer whittled Auburn's 10-point lead down to four in the second half, but the Tigers weathered the storm throughout the rest of the period.

Canty went down with an ankle injury midway through the second half, and he returned after a short trip to the locker room to propel Auburn on a 7-1 run.

But Mercer kept fighting.

Lewis' 3-pointer with just under two minutes to go capped a 15-8 run for the Bears, but the Tigers responded with a pair of 3-pointers and free throws from Canty, and a two thunderous Bowers dunks to clinch Auburn's fifth win of the season.

"We showed a little bit of heart, a little bit of character," Pearl said. "Those kids are coming together."

### Auburn 78, Mercer 71

12/15/15 8:00 p.m. at Auburn, Ala. (Auburn Arena)

#### VISITORS: Mercer 8-2

#	Player	fg	fga	3pt	3ptfga	ft	fta	tot	pf	tp	a	to	blk	s	min
00	Desmond Ringer	f	4	8	0	0	1	1	7	4	9	0	2	0	23
15	Stephon Jelks	f	5	12	1	4	1	2	15	2	12	2	1	0	36
01	Phillip Leonard	g	1	4	0	1	2	7	1	5	4	3	2	0	17
05	Jestin Lewis	g	11	19	3	7	3	4	5	1	28	2	2	0	31
23	Demetre Rivers	g	3	5	1	2	2	2	2	1	9	1	1	1	22
11	Jordan Strawberry	1	7	1	4	0	3	4	0	3	5	0	0	1	26
20	Cory Kilby	0	0	0	0	0	0	1	1	0	0	0	0	0	4
22	Ethan Stair	0	1	0	0	0	0	2	2	0	0	2	0	0	10
25	Lawrence Brown	2	4	0	0	0	0	2	2	4	0	0	0	1	14
32	James Bento	0	0	0	0	0	0	0	0	0	0	0	0	0	0+
34	Jibri Bryan	1	2	0	1	0	0	3	0	2	2	1	0	0	14
52	Niklas Ney	0	0	0	0	0	0	0	1	0	0	0	0	0	2
55	Andrew Fishler	0	0	0	0	0	0	1	0	0	0	0	0	0	1
TEAM		6													
Totals.....		28	62	6	19	9	32	46	19	71	15	11	2	3	200

TOTAL FG%	1st Half: 13-33 39.4%	2nd Half: 15-29 51.7%	Game: 45.2%	DEADBL
3-PT FG%	1st Half: 3-14 21.4%	2nd Half: 3-5 60.0%	Game: 31.6%	REB
FThrow %	1st Half: 2-5 40.0%	2nd Half: 7-11 63.6%	Game: 56.3%	3

#### HOME TEAM: Auburn 5-2

#	Player	fg	fga	3pt	3ptfga	ft	fta	tot	pf	tp	a	to	blk	s	min
05	Bowers, Cinmeon	f	5	11	0	0	3	6	12	2	13	0	2	0	26
12	Harris, Tyler	f	8	14	1	2	3	8	11	3	20	2	3	0	35
01	Canty, Kareem	g	6	14	4	9	5	6	0	2	21	6	0	0	31
04	Dunans, TJ	g	6	12	2	5	0	0	2	2	14	4	2	4	37
23	Lang, TJ	g	0	0	0	0	0	0	0	0	0	0	0	0	4
00	Spencer, Horace	1	4	0	0	0	0	7	3	2	0	0	0	2	16
02	Brown, Bryce	3	9	2	7	0	0	4	2	8	0	0	0	0	31
13	Shamsid-Deen, Tahj	0	3	0	3	0	0	1	0	0	4	0	0	0	12
25	Granger, Jordan	0	0	0	0	0	0	0	0	0	1	0	0	1	8
TEAM		1													
Totals.....		29	67	9	26	11	20	38	14	78	17	7	6	6	200

TOTAL FG%	1st Half: 12-33 36.4%	2nd Half: 17-34 50.0%	Game: 43.3%	DEADBL
3-PT FG%	1st Half: 4-13 30.8%	2nd Half: 5-13 38.5%	Game: 34.6%	REB
FThrow %	1st Half: 4-8 50.0%	2nd Half: 7-12 58.3%	Game: 55.0%	1

Officials: Olandis Poole, Kevin Fehr, Michael Roberts

Technical fouls: Mercer-None. Auburn-None.

Attendance: 8,033

Score by Periods	1st	2nd	Total
Mercer	31	40	71
Auburn	32	46	78

Points in the paint-MER 34, AU 40. Points off turnovers-MER 4, AU 11.

2nd chance points-MER 16, AU 12. Fast break points-MER 9, AU 14.

Bench points-MER 9, AU 10. Score tied-5 times. Lead changed-10 times.

Last FG-MER 2nd-00:14, AU 2nd-00:00.

Largest lead-MER by 6 1st-04:47, AU by 11 2nd-15:35.

MER led for 09:45. AU led for 26:06. Game was tied for 04:09.



## ALL-TIME SERIES

Overall	Series tied, 16-16
Home	Mercer leads, 5-2
Away	Auburn leads, 10-3
Neutral/Unknown Sites	Mercer leads, 8-4
Streak	Auburn, 1
Bob Hoffman vs. Oglethorpe	1-1

### Last 10 Meetings

Date	Location	W/L	Score
2/15/1906	-	L	8-64
1906-07	-	L	9-48
1908-09	-	L	23-26
1909-10	Macon	L	20-38
1909-10	Auburn	L	19-56
1/18/1913	Auburn	L	31-33
3/1/1913	Macon	W	36-19
1/31/1914	Auburn	L	23-25
2/21/1914	Macon	W	60-13
1/11/1921	Auburn	L (OT)	31-36
1/13/1922	Macon	W	31-7
2/2/1922	Auburn	W	28-26
2/27/1923	*Atlanta, Ga.	W	45-24
12/18/1924	-	W	28-21
1/31/1925	-	W	38-27
1928-29	Macon	W	46-41
1928-29	Macon	W	31-29
1/13/1945	-	W	41-36
2/2/1945	-	W	40-34
1946-47	-	W	55-54
1946-47	-	W	71-47
1/19/1948	-	L	53-72
1947-48	-	W	63-46
11/29/1982	Auburn	L	76-85
12/14/1983	Macon	L	63-65
12/8/1984	Auburn	L	69-70
12/16/1987	Auburn	L	48-80
12/3/1988	Auburn	L	66-87
11/20/2000	Auburn	W	92-88
12/19/2007	Auburn	L	59-68
11/19/2008	Auburn	W	78-74
12/15/2015	Auburn	L	71-78

\* - Southern Conference Tournament



## ALL-TIME RESULTS

Alabama	3-6
Arkansas	1-4
Auburn	16-16
Florida	8-6
Georgia	23-56
Kentucky	1-2
LSU	0-2
Ole Miss	1-6
Mississippi State	1-5
Missouri	0-4
South Carolina	3-3
Tennessee	3-3
Texas A&M	0-2
Vanderbilt	5-9
<b>TOTAL</b>	<b>65-124</b>



A LOOK AT TODAY’S MATCHUP

TOP STRAWBERRY DISH

	Mercer	AU
3-pt Field Goal Attempts	116	76
Assist Turnover Ratio	100	150
Assists Per Game	182	147
Blocked Shots Per Game	237	21
Defensive Rebounds per Game	243	148
Fewest Fouls	72	135
Fewest Turnovers	89	106
Field-Goal Percentage	205	181
Field-Goal Percentage Defense	62	105
Free Throw Attempts	318	79
Free Throws Made	290	96
Free-Throw Percentage	52	210
Offensive Rebounds Per Game	67	188
Personal Fouls Per Game	35	233
Rebound Margin	101	297
Scoring Defense	76	198
Scoring Margin	192	79
Scoring Offense	285	40
Steals Per Game	341	15
Three Pt FG Defense	196	48
Three-Point Field Goals Per Game	152	30
Three-Point Field-Goal Percentage	231	165
Total 3-point FGM	146	88
Total Assists	169	212
Total Blocks	238	38
Total Rebounds	146	250
Total Rebounds Per Game	148	166
Total Steals	334	38
Turnover Margin	258	22
Turnovers Forced	337	8
Turnovers Per Game	59	167
Won-Lost Percentage	187	61

With five assists in 17 minutes played on Dec. 7, 2016 against Oglethorpe, Jordan Strawberry moved into Mercer’s top 10 charts with career assists. Entering the top 10 at 234 assists and with only 32 assists separating 10th from sixth, Strawberry is expected to move his way up the charts quickly this season.

Assists - Career

1.	Langston Hall	633	2010-14	6.	Everett Callaway	266	1985-87
2.	Elston Harris	541	1982-86	7.	Pete Geter	262	1983-87
3.	James Florence	436	2006-10	8.	Keith Czapla	257	1983-85
4.	Korey McCray	344	1997-01	9.	Clarence Baker	239	2001-03
5.	Phillip Leonard	337	2013-16	10.	<b>Jordan Strawberry</b>	<b>237</b>	<b>2014-Pres.</b>

PLAYING IN THE SOCON BEFORE JOINING THE SOCON

Did something look odd in the all-time history between Mercer in Atlanta? Perhaps because the lone neutral site game played between the two teams came in Atlanta in the Southern Conference Tournament on Feb. 27, 1923 despite the fact that Mercer didn’t join the league until 2014. Host of the first conference basketball tournament in collegiate athletics, the Southern Conference invited non-member teams to play in some of its early tournaments. The Bears are 11-5 all-time in the SoCon Tournament with a 9-3 mark before joining the league. That includes a 4-1 mark against teams currently in the Southeastern Conference.

TAKING CARE

Early this season Mercer is one of the better teams in the nation in taking care of the ball. Entering this week’s games, the Bears are ranked 59th nationally and first in the Southern Conference in turnovers per game. Mercer is only giving away the ball at a rate of 11.2 per game, one of the best marks in the nation.

DOES IT GET ANY EASIER?

Bob Hoffman claimed before the season started that this might be Mercer’s toughest sched-ule yet in his nine years in Macon. He might be right. Mercer’s strength of schedule currently ranks 33rd in the nation. Bears opponents have accumulated a record of 43-25 so far this season, a .632 winning clip.

MID-MAJOR RANKINGS

COLLEGE INSIDER

RK	TEAM	REC	PTS	PRV	CONFERENCE
1.	Gonzaga (31)	10-0	775	1	West Coast
2.	Wichita State	9-2	731	4	Missouri Valley
3.	UT Arlington	8-3	665	7	Sun Belt
4.	Valparaiso	8-2	651	3	Horizon
5.	UNCW	8-1	650	5	Colonial
6.	Saint Mary’s	7-1	635	2	West Coast
7.	Fort Wayne	8-3	562	6	Summit
8.	<b>Chattanooga</b>	<b>7-2</b>	<b>530</b>	<b>8</b>	<b>Southern</b>
9.	Monmouth	8-2	507	10	Metro Atlantic
10.	Oakland	9-1	451	12	Horizon
11.	<b>ETSU</b>	<b>7-2</b>	<b>435</b>	<b>9</b>	<b>Southern</b>
12.	BYU	7-3	393	15	West Coast
13.	Ohio	5-2	370	11	Mid-American
14.	Belmont	4-3	301	14	Ohio Valley
15.	<u>New Mexico State</u>	8-2	299	18	<u>Western Athletic</u>
16.	Florida Gulf Coast	7-3	297	16	Atlantic Sun
17.	Loyola (Chicago)	9-2	249	19	Missouri Valley
18.	Illinois State	5-3	224	13	Missouri Valley
19.	UL Lafayette	8-2	212	20	Sun Belt
20.	Tennessee State	7-2	175	17	Ohio Valley

21.	Arkansas State	7-2	164	21	Sun Belt
22.	Little Rock	8-2	113	NR	Sun Belt
23.	Iona	6-3	90	NR	Metro Atlantic
24.	<b>Akron</b>	<b>7-3</b>	<b>76</b>	<b>22</b>	<b>Mid-American</b>
25.	Charleston	7-3	73	NR	Colonial

**Others receiving votes:** Northern Iowa 54, Vermont 48, Princeton 44, Grand Canyon 28, Yale 26, Eastern Michigan 25, Stephen F Austin 24, North Dakota State 17, San Francisco 18, Sam Houston State 17, CSU Bakersfield 13, UC Irvine 13, Winthrop 13, Elon 12, Albany 11, South Dakota 11, Eastern Washington 10, South Alabama 10, Northern Kentucky 10, Buffalo 8, Texas A&M Corpus Christi 7, UT Martin 6, Harvard 4, Lehigh 4, UNC Asheville 4, Bucknell 3, Evansville 3, Central Michigan 2, Utah Valley 2, UMBC 1.

## RIA'N CHANNELS HIS INNER PETULA CLARK

Early in his first season in a Mercer uniform, Ria'n Holland has already established himself as a dangerous threat from downtown. He enters this game as one of the better shooters in the nation from beyond the arc.

### Ria'n Holland from Downtown

Category	National Rank	SoCon Rank	Stat
3pt FG per game	42	2	3.00
3pt FG overall	92	5	27
3pt FG attempted	94	6	69
Points Per Game	125	3	17.7

## STRAWBERRY DISH

Prior to the 2016-17 season, Mercer guard Jordan Strawberry expressed his desire to lead the nation in assists. The junior guard is already one of the top givers in the Southern Conference entering this week's games.

Category	National Rank	SoCon Rank	Stat
Total Assists	160	10	41
Assists per game	156	8	4.1
Assist to Turnover Ratio	115	5	2.28

## RIA'N MAKES IT RAI'N

What a Mercer debut for Ria'n Holland. The redshirt junior that previously played at Wichita State by way of Indian Hills CC made his inaugural game in a Bears uniform a memorial one as he scored a game-high 24 points and was 5-for-11 from behind the arc.

## LOCK DOWN D...

Mercer's defense has already made quite a statement early this season. The Bears enter this week's game ranked 52nd in the nation (and first in the Southern Conference) in field goal percentage defense, holding opponents to only a 39.0 success rate in shooting the ball. That includes holding Florida - a perennial power house that averaged 42.6 percent shooting last year - to only 36.1 percent from the field on Nov. 13 against Mercer.

## ...STARTED AT THE BEGINNING...

Mercer's defense made an impressive showing in the second half of the season opener against Brewton-Parker on Friday, Nov. 11. The Bears made 22 consecutive defensive stops and held BPC scoreless over the final 12:25 in the game. Not a surprising performance, considering its numbers last year...

## ...RESPONSIBLE FOR DRY SPELLS...

If at first you don't succeed, try again. Surely that is Mercer opponents' mantra this season as the Bears defense is leaving other teams plenty of rebound opportunities. A stingy defense forced East Carolina on Nov. 25 to not make a field goal in two long stretches that combined for 12 minutes and then even held Davidson on Nov. 29 to a 5 1/2 minute stretch without a field goal.

### OPPONENT DRY SPELLS

FG Made Drought	Opponent	
12:25	Brewton-Parker	Nov. 11
12'+	East Carolina	Nov. 25
10:08	Oglethorpe	Dec. 7
5:30+	Davidson	Nov. 29
4'+	East Carolina	Nov. 25

### A PEACH OF A PROGRAM

Over the last five years Mercer has registered more wins overall and more wins per year than any other Division I program in Georgia.

### ENTERING THIS SEASON...

School	Total Wins	Avg. Wins/Year
Mercer	116	23.2
Georgia State	103	20.6
Georgia	91	18.2
Georgia Southern	80	16.0
Savannah State	78	15.6
Georgia Tech	76	15.2
Kennesaw State	33	6.6

### QUICK FACTS

#### MERCER UNIVERSITY

Location	Macon, Ga.
Enrollment	8,557
Founded	1833
Nickname	Bears
Colors	Orange and Black
Affiliation	NCAA Division I
Conference	Southern
Arena (Capacity)	Hawkins Arena (3,500)
President	Dr. William D. Underwood
Athletics Director	Jim Cole
Athletics Phone	(478) 301-4130

#### COACHING STAFF

Head Coach	Bob Hoffman
Record at Mercer/Years	164-113/8
MBB Career Record/Years	476-267/22
Career Record/Seasons	564-282/25
Associate Head Coach	Doug Esleeck
Assistant Coach	Jason Eaker
Assistant Coach	Jarred Merrill
Basketball Phone	(478) 301-5211

#### BASKETBALL HISTORY

First year of basketball	1906-07
Number of seasons	105
All-Time Record	1,212-1,145
Conference Regular Season Titles (Last)	7 (2014)
Conference Tournament Titles (Last)	3 (2014)
NCAA Tournament Appearances (Last)	3 (2014)
NCAA Record	1-3
NIT Appearances (Last)	1 (2013)
NIT Record	1-1
CollegiateInsider.com Tournament Appearances	2 (2016)
CIT Record	5-1
College Basketball Invitational Appearances	1 (2015)
CBI Record	1-1

#### MEDIA RELATIONS

Assistant AD/Media Relations (MBB Contact)	Patrick Walsh
Office Phone	(478) 301-5209
Cell	(318) 514-9203
E-mail	walsh_pt@mercer.edu
Assistant Director of Media Relations	Jenny Moss
Graduate Assistant	Gerrit Vangenderen

## SOUTHERN CONFERENCE

### 2016-17 STANDINGS

as of Dec. 15, 2016

Team	SoCon	Pct.	Overall	Pct.
ETSU	0-0	.000	8-2	.800
Chattanooga	0-0	.000	8-2	.800
UNCG	0-0	.000	8-3	.727
Samford	0-0	.000	6-3	.667
The Citadel	0-0	.000	7-4	.636
Furman	0-0	.000	6-4	.600
<b>Mercer</b>	<b>0-0</b>	<b>.000</b>	<b>5-5</b>	<b>.500</b>
Wofford	0-0	.000	4-7	.364
Western Carolina	0-0	.000	3-6	.333
VMI	0-0	.000	2-7	.222

### UPCOMING SCHEDULE

#### Sunday, December 18

Mercer at Auburn 1 p.m.

#### Monday, December 19

Samford at Florida State 2 p.m.  
 UNCG at UNCA 6 p.m.  
 Wofford at Coastal Carolina 7 p.m.  
 The Citadel at UMBC 7 p.m.  
 Furman at Tennessee Tech 7 p.m.  
 High Point at Western Carolina 7 p.m.

#### Tuesday, December 20

Frostburg State at VMI 7 p.m.

#### Wednesday, December 21

Jacksonville State at Chattanooga 2 p.m.

#### Thursday, December 22

UNCG at Georgetown 6:30 p.m.  
 LaSalle at Mercer 7 p.m.  
 Furman at Michigan 7 p.m.  
 Coll. of Charleston at W. Carolina 7 p.m.  
 Tennessee at ETSU 7 p.m.  
 Wofford at Georgia Tech 7 p.m.  
 Florida A&M at Samford 7 p.m.

### PRESEASON POLL (COACHES)

Rank	Team (1st-Place Votes)	Total
1.	Chattanooga (8)	80
2.	ETSU (2)	74
3.	Wofford	57
<b>4.</b>	<b>Mercer</b>	<b>55</b>
5.	Furman	50
	UNCG	50
7.	Samford	32
8.	Western Carolina	20
9.	VMI	19
10.	The Citadel	13

### PRESEASON POLL (MEDIA)

Rank	Team (1st-Place Votes)	Total
1.	Chattanooga (26)	296
2.	ETSU (4)	268
3.	Furman	213
	Wofford	213
<b>5.</b>	<b>Mercer</b>	<b>194</b>
6.	UNCG	142
7.	Samford	113
8.	Western Carolina	112
9.	The Citadel	53
10.	VMI	48

## ...INCLUDED A DEJA VU...

Had we seen that before? Mercer's defense went into lock down mode over the final seven minutes of the Bears' Nov. 20 game against Georgia Southern at Hawkins Arena, allowing only four points out of the opponents as Mercer ended the game on a 25-4 run. If that seems like a deja vu, maybe that's because it was...

## ...CONTINUED FROM LAST YEAR

The Bears held opponents to a combined shooting percentage of .402 from the field last season, the best mark in the SoCon. The Bears held 14 opponents to shooting under .400 percent from the floor. Mercer's defense has held four teams to 50 points or less last season (Alabama State, Alcorn State, Hiwassee and Samford).

## JELKS RETURNS, WITH HONORS

An offseason after claiming All-Southern Conference honors, forward Stephon Jelks returns to Mercer for his junior season with fanfare. The Marietta, Georgia native was named to the 2016-17 Preseason All-SoCon Team by a vote of the league's coaches.

### 2016-17 PRESEASON ALL-SOCON TEAM

T.J. Cromer, ETSU	Casey Jones, Chattanooga
Hanner Mosquera-Perea, ETSU	Tre' McLean, Chattanooga
Devin Sibley, Furman	Justin Tuoyo, Chattanooga
<b>Stephon Jelks, Mercer</b>	QJ Peterson, VMI
R.J. White, UNCG	Fletcher Magee, Wofford

## BOUNCING BACK

Mercer is 47-17 after a loss over the last five (now six) seasons. That mark added two wins so far this year as the season opener followed last season's loss to Coastal Carolina while Mercer rebounded to the loss against Florida by beating Georgia Southern.

## HOME, SWEET, HOME

Mercer is 78-10 at Hawkins Arena since the start of the 2011-12 season. The Bears have lost just twice against a non-conference opponent in the regular season at Hawkins Arena since the beginning of the 2012 season, falling to Dartmouth, 67-51 on December 16, 2014 and then to Davidson, 78-57, on November 29, 2016.

## NOT IN OUR HOUSE

Mercer excelled when playing in Hawkins Arena during the 2015-16 season. The Bears finished the regular season 11-3 at home with a scoring margin of +12.1 points in those games. The Orange and Black allowed opponents just 62.2 points per game and a field goal percentage of .376. That kind of success will look to be emulated as the 2016-17 season begins to get underway.

## BEST FANS IN THE LAND

There is little doubt that Mercer fans are some of the best in the region. Entering games early in December, Mercer has a league-lead in average attendance over its home games in Hawkins Arena.

That's not surprising as new attendance records at Hawkins Arena were set twice last season. Mercer was third in the SoCon in attendance last season, averaging 3,070 fans per game. The Bears recorded sellouts in 10-of-14 games last year, including eight of nine Southern Conference contests.

ATTENDANCE	Home	Avg.	Away	Avg.	Neutral	Avg.	Total	Avg.
<b>Mercer</b>	<b>5-15486</b>	<b>3097</b>	<b>2-11074</b>	<b>5537</b>	<b>3-8370</b>	<b>2790</b>	<b>10-34930</b>	<b>3493</b>
Chattanooga	4-11676	2919	4-30255	7564	2-1041	520	10-42972	4297
ETSU	4-11362	2840	3-23528	7843	3-2605	868	10-37495	3750
UNCG	8-19839	2480	1-1750	1750	2-0	0	11-21589	1963
Western Carolina	2-3269	1634	7-45838	6548	0-0	0	9-49107	5456
Furman	4-4502	1126	6-15038	2506	0-0	0	10-19540	1954
The Citadel	7-7392	1056	4-23930	5982	0-0	0	11-31322	2847
Samford	4-4077	1019	5-19953	3991	0-0	0	9-24030	2670
VMI	4-3807	952	5-25697	5139	0-0	0	9-29504	3278
Wofford	4-3697	924	3-19366	6455	4-4885	1221	11-27948	2541
<b>Totals</b>	<b>46-85107</b>	<b>1850</b>	<b>40-216429</b>	<b>5411</b>	<b>14-16901</b>	<b>1207</b>	<b>100-318437</b>	<b>3184</b>

## GIANT SLAYERS

Mercer's win over Arkansas on Dec. 22, 2015 was head coach Bob Hoffman's 10th win against high-major competition in eight seasons with the Bears. Six of the victories have come against teams from the SEC. He's also led the team to wins over Alabama (twice), Auburn, Duke (2014 NCAA Tournament) Florida State, Georgia Tech, Tennessee and Seton Hall and Ole Miss.

Hoffman and the Bears will have multiple chances to slay more giants this year with games against Florida (Nov. 13), at Clemson (Dec. 10) and Auburn (Dec. 18).

## MOVING ON UP

With the win over Alabama State last season, Mercer head coach Bob Hoffman passed Robert Wilder (147) for second place on the Mercer all-time wins list with 148. Hoffman currently has 169 wins at Mercer while Bill Bibb currently ranks first in Mercer all-time coaching victories with 222.

## STAIR CLIMBING

Last year then-freshman guard Ethan Stair has made an impressive debut in his first season at Mercer. Stair scored a career-high 15 points at Wofford (2/11), finishing 6-of-10 from the field, and is averaging 6.6 points per game. The freshman also excels in crashing the glass, posting a career-high nine rebounds against Western Michigan while averaging 4.1 rebounds per game.

## WHAT'S IN A NAME?

Jordan Strawberry may have a famous name but he is using a different sport to prove he is his own man. The son of former New York Met Darryl Strawberry, Jordan is playing a different sport than his father but still finding a similar level of success. The 6-1 guard is in his junior season at Mercer and has the ability to be a game-changer on the court, just as his father was a game-changer on the diamond.

## DUNK TRACKER

*A look at Mercer's game-by-game dunks this season*

Date	Opponent	Dunks
11/11	Brewton-Parker	-
11/13	vs. Florida	-
11/20	Georgia Southern	Fishler Jelks Rivers Ringer (2)
11/22	Radford	Rivers (3)
11/25	vs. East Carolina	-
11/26	vs. Akron	-
11/29	Davidson	-
12/3	at George Mason	-
12/7	Oglethorpe	Fishler Rivers (3)
12/10	at Clemson	-

# 2016-17 MERCER MEN'S BASKETBALL

## NATIONAL POLLS

### ASSOCIATED PRESS

RK	TEAM	RECORD	PTS
1	Villanova (56)	10-0	1,613
2	UCLA (3)	10-0	1,505
3	Kansas	9-1	1,455
4	Baylor (6)	8-0	1,439
5	Duke	10-1	1,391
6	Kentucky	9-1	1,277
7	North Carolina	10-1	1,222
8	Gonzaga	10-0	1,195
9	Indiana	8-1	1,124
10	Creighton	10-0	1,043
11	Louisville	9-1	981
12	West Virginia	8-1	864
13	Virginia	8-1	848
14	Wisconsin	9-2	779
15	Purdue	8-2	652
16	South Carolina	8-0	598
17	Xavier	8-2	526
18	Butler	9-1	492
19	Arizona	8-2	436
20	Saint Mary's	7-1	391
21	Notre Dame	9-1	310
22	Oregon	8-2	251
23	Florida State	10-1	227
24	USC	9-0	158
25	Cincinnati	7-2	155

Others receiving votes: Florida 44, Wichita St 33, Virginia Tech 32, Maryland 31, Valparaiso 9, TCU 8, Middle Tennessee 7, Miami 6, Minnesota 6, Kansas State 4, UCF 2, Syracuse 2, Ohio State 2, Pittsburgh 2, Michigan State 2, Iowa State 1, Clemson 1, Loyola (CHI) 1

### USA TODAY COACHES

RK	TEAM	RECORD	PTS
1	Villanova (28)	10-0	796
2	UCLA (2)	10-0	750
3	Kansas (1)	9-1	712
4	Duke (1)	10-1	690
5	Baylor	8-0	657
6	North Carolina	10-1	634
7	Kentucky	9-1	628
8	Gonzaga	10-0	602
9	Indiana	8-1	534
10	Creighton	10-0	526
11	Louisville	9-1	449
12	Virginia	8-1	432
13	West Virginia	8-1	423
14	Wisconsin	9-2	346
15	South Carolina	8-0	320
16	Purdue	8-2	305
17	Xavier	8-2	258
18	Butler	9-1	257
19	Arizona	8-2	220
20	Saint Mary's	7-1	192
21	Notre Dame	9-1	180
22	Oregon	8-2	122
23	Florida State	10-1	61
23	Cincinnati	7-2	61
25	USC	9-0	51

Others receiving votes: Florida 48, Wichita St 29, Maryland 23, Syracuse 16, Virginia Tech 14, Miami 13, Michigan State 9, Arkansas 7, California 7, Oklahoma State 7, Colorado 5, Iowa State 4, Michigan 3, Middle Tennessee 3, TCU 2, Texas A&M 2, UT-Arlington 1, Minnesota 1

## SEASON/CAREER TOTALS

Double-Digit Scoring	16-17	Career
Stephon Jelks	3	31
Demetre Rivers	7	25
Jordan Strawberry	3	17
Ethan Stair	0	9
Desmond Ringer	2	6
Ria'n Holland	9	9
Ryan Johnson	3	3
Ross Cummings	1	1
Rashad Lewis	1	1
Andrew Fishler	0	1
Cory Kilby	0	1

20+ Point Games	16-17	Career
Stephon Jelks	0	4
Jordan Strawberry	0	3
Ria'n Holland	3	3
Demetre Rivers	1	3
Andrew Fishler	0	1
Desmond Ringer	0	1

Games Led in Scoring	16-17	Career
Demetre Rivers	2	9
Stephon Jelks	0	7
Ria'n Holland	7	7
Jordan Strawberry	0	3
Desmond Ringer	0	2
Andrew Fishler	0	1
Ryan Johnson	1	1

Double-Doubles	15-16	Career
Stephon Jelks	0	10
Andrew Fishler	0	1

10+ Assist Games	16-17	Career
Jordan Strawberry	1	1

5+ 3-Point FG Games	16-17	Career
Ria'n Holland	2	2
Demetre Rivers	1	1

## 2016-17 TEAM ALMANAC

Longest Winning Streak	3
Longest Losing Streak	3
Most Points Scored	98
Fewest Points Scored	47
Most Points Allowed	90
Fewest Points Allowed	41
Average Points Scored	78.2
Average Points Allowed	66.2

## 2016-17 INDIVIDUAL HIGHS

Most Points	30, D. Rivers vs. Oglethorpe (12/7/16)
Most Rebounds	13, JJ N'Ganga vs. Davidson (11/29/16)
Most Blocks	5, A. Fishler vs. Radford (11/22/16)
Most Assists	11, J. Strawberry vs. Brewton-Parker (11/11/16)
Most Steals	3, R. Holland vs. Ga. Southern (11/20/16)
	3, D. Roy vs. Oglethorpe (12/7/16)

## NATIONAL RANKINGS

### THROUGH DEC. 15, 2016

#### TEAM

	NCAA	SoCon	Value
3-pt Field Goal Attempts	116	7	230
Assist Turnover Ratio	100	6	1.16
Assists Per Game	182	7	13.8
Blocked Shots Per Game	237	6	2.7
Defensive Rebounds per Game	243	6	24.60
Fewest Fouls	72	1	164
Fewest Turnovers	89	2	119
Field-Goal Percentage	205	8	43.8
Field-Goal Percentage Defense	62	1	39.6
Free Throw Attempts	318	8	152
Free Throws Made	290	8	113
Free-Throw Percentage	52	2	74.3
Offensive Rebounds Per Game	67	3	12.70
Personal Fouls Per Game	35	1	16.4
Rebound Margin	101	4	4.1
Scoring Defense	76	3	66.2
Scoring Margin	192	8	2.0
Scoring Offense	285	9	68.2
Steals Per Game	341	10	3.9
Three Pt FG Defense	196	8	34.9
Three-Point Field Goals Per Game	152	8	7.7
Three-Point Field-Goal Percentage	231	8	33.5
Total 3-point FGM	146	7	77
Total Assists	169	7	138
Total Blocks	238	6	27
Total Rebounds	146	4	373
Total Rebounds Per Game	148	5	37.30
Total Steals	334	10	39
Turnover Margin	258	7	-1.4
Turnovers Forced	337	10	10.50
Turnovers Per Game	59	1	11.9
Won-Lost Percentage	187	7	50.0

#### INDIVIDUAL

3-pt Field Goal Attempts			
Ria'N Holland	94	6	69
Assist-Turnover Ratio			
Jordan Strawberry	115	5	2.28
Points Per Game			
Ria'N Holland	125	3	17.7
Three-Point Field Goals Per Game			
Ria'N Holland	42	2	3.00
Three-Point Field Goal Percentage			
Ria'N Holland	104	5	39.1
Total 3-point FGM			
Ria'N Holland	92	5	27



## RECORD BREAKDOWN

Overall	5-5
Home	4-1
Road	0-2
Neutral	1-2
Overtime	0-0
SoCon	0-0
SoCon Home	0-0
SoCon Road	0-0
In afternoon games	2-2
In night games	3-3
When scoring first	1-3
When opponent scores first	4-2
When leading at halftime	4-0
When trailing at halftime	1-5
When tied at halftime	0-0
Leading with 5:00 left	4-0
Trailing with 5:00 left	1-5
Tied with 5:00 left	0-0
In games decided by 3 points or less	0-1
In games decided by 4-10 points	1-0
In games decided by more than 10 points	4-4
When scoring 30-39 points	0-0
When scoring 40-49 points	0-1
When scoring 50-59 points	1-2
When scoring 60-69 points	0-2
When scoring 70-79 points	1-0
When scoring 80-89 points	2-0
When scoring 90+ points	1-0
When scoring 100+ points	0-0
When allowing less than 40 points	0-0
When allowing 40-49 points	2-0
When allowing 50-59 points	1-0
When allowing 60-69 points	2-1
When allowing 70-79 points	0-3
When allowing 80-89 points	0-0
When allowing 90+ points	0-1
When allowing 100+ points	0-0
When shooting less than 30%	0-0
When shooting 30-39%	0-3
When shooting 40-49%	3-2
When shooting 50% or better	2-0
When opponents shoot less than 30%	0-0
When opponents shoot 30-39%	4-1
When opponents shoot 40-49%	1-3
When opponents shoot 50% or better	0-1
When out-shooting opponents	5-1
When out-shot by opponents	0-4
When percentages are even	0-0
When out-rebounding opponents	3-2
When out-rebounded by opponents	2-3
When rebounds are even	0-0
When committing more turnovers	0-5
When committing less turnovers	5-0
When turnovers are even	0-0
Sunday	1-1
Monday	0-0
Tuesday	1-1
Wednesday	1-0
Thursday	0-0
Friday	2-0
Saturday	0-3
White uniforms	5-2
Orange uniforms	0-0
Black uniforms	0-3

## THE LAST TIME...

## A Mercer Player Had:

**20 points or more****30, Demetre Rivers vs. Oglethorpe (12/7/16)****25 points or more****30, Demetre Rivers vs. Oglethorpe (12/7/16)****30 points or more****30, Demetre Rivers vs. Oglethorpe (12/7/16)****10 rebounds or more****13, JJ N'Ganga vs. Davidson (11/29/16)**

15 rebounds or more

17, Stephon Jelks at The Citadel (1/9/16)

**8 assists or more****11, Jordan Strawberry vs. Brewton-Parker (11/11/16)**

5 steals or more

5, Langston Hall at Florida State (12/2/12)

**5 blocks or more****5, Andrew Fishler vs. Radford (11/22/16)**

a double-double

Phillip Leonard (11 pts, 11 reb) vs. The Citadel (3/4/16)

## A Mercer Opponent Had:

**20 points or more****21, Marquise Moore, George Mason (12/3/16)****25 points or more****33, Jack Gibbs, Davidson (11/29/16)****30 points or more****33, Jack Gibbs, Davidson (11/29/16)****10 rebounds or more****12, Marquise Moore, George Mason (12/3/16)**

15 rebounds or more

15, Casey Jones, Chattanooga (1/29/15)

8 assists or more

8, Diante Baldwin, UNCG (1/30/16)

5 steals or more

7, Jae'Sean Tate, Ohio State (12/22/15)

5 blocks or more

6, Alan Williams, UCSB (11/28/14)

**a double-double****Marquise Moore (21 pts, 12 reb), George Mason (12/3/16)**

## Mercer:

**Scored 90 points****98, Oglethorpe (12/7/16)****Allowed 90 points****90, at Clemson (12/10/16)**

Scored 100 points

117, at Valparaiso (11/29/13)

Allowed 100 points

108, at Valparaiso (11/29/13)

**Scored less than 50 points****47, at Clemson (12/10/16)****Allowed less than 50 points****41, Oglethorpe (12/7/16)****Shot 50 percent or better****54.7% (35-64) vs. Oglethorpe (12/7/16)****Shot 35 percent or below****30.4% (17-56) at Clemson (12/10/16)****Shot 80+ percent from FT line****84.6% (11-13) vs. Davidson (11/29/16)**

Shot 90+ percent from FT line

100.0% (9-9) at Coastal Carolina (3/15/16)

**Made 20+ free throws****21, vs. Davidson (11/29/16)****Made 10+ 3-point field goals****12, vs. Oglethorpe (12/7/16)**

Grabbed 50 or more rebounds

54, at WCU (1/24/16)

Grabbed 60 or more rebounds

60, vs. The Citadel (2/6/16)

Forced 25 or more turnovers

27, vs. FGCU (1/14/08)

**Had four players in double-figures****vs. Oglethorpe (12/7/16)****Had five players in double-figures****vs. East Carolina (11/25/16)**

Had six players in double-figures


at The VMI (2/25/16)

Won in overtime

70-69 (1OT) vs. Wofford (1/16/16)

Lost in overtime

72-66 (1OT) vs. Chattanooga (2/8/16)



## HEAD COACH BOB HOFFMAN

NINTH SEASON

OKLAHOMA BAPTIST, 1979

• 2014 A-Sun Coach of the Year

• 2013 A-Sun Coach of the Year

- Signed on as Mercer head coach on March 27, 2008
- Named 2013 & 2014 Atlantic Sun Coach of the Year
- 564 wins as a head coach and 164 wins at Mercer
- Guided Mercer to program's first outright Atlantic Sun regular season title in 2012-13 and first NCAA Tournament win in 2014
- Led Mercer to 2012 CollegiateInsider.com Tournament Title
- Presided over program best 27-9 season in 2013-14
- 10 high-major wins in 8 seasons at Mercer- wins over Arkansas, Auburn, Alabama (2x), Duke, Georgia Tech, Florida State, Seton Hall & Ole Miss
- First coach to win in all four postseason tournaments (NCAA, NIT, CIT, CBI) in a four-year span
- Achieved three-straight 20-win seasons, a first for Mercer men's basketball
- 73-34 record after the New Year in last five seasons

### MERCER POSTSEASON WINS UNDER HOFFMAN

OPPONENT	SCORE	TOURNAMENT	DATE
The Citadel	71-69	SoCon First Round	March 4, 2016
Stony Brook	72-70	CBI First Round	March 18, 2015
Duke	78-71	NCAA Second Round	March 21, 2014
Florida Gulf Coast	68-60	A-Sun Championship	March 9, 2014
USC Upstate	78-75 (2OT)	A-Sun Semifinal	March 6, 2014
Jacksonville	85-64	A-Sun Quarterfinal	March 4, 2014
Tennessee	75-67	NIT First Round	March 20, 2013
USC Upstate	72-64	A-Sun Semifinal	March 8, 2013
Lipscomb	82-48	A-Sun Quarterfinal	March 6, 2013
Utah State	70-67	CIT Championship	March 28, 2012
Fairfield	64-59	CIT Semifinal	March 24, 2012
Old Dominion	79-73	CIT Quarterfinal	March 21, 2012
Georgia State	64-59	CIT Second Round	March 17, 2012
Tennessee State	68-60	CIT First Round	March 13, 2012
Lipscomb	61-53	A-Sun Quarterfinal	Feb. 29, 2012
Lipscomb	73-63	A-Sun Quarterfinal	March 3, 2011
Jacksonville	66-63	A-Sun Semifinal	March 5, 2010
Belmont	87-81	A-Sun Quarterfinal	March 4, 2010

## HOFFMAN YEAR-BY-YEAR

### SOUTHERN NAZARENE (WOMEN)

Year	W-L
1987-88	21-11
1988-89	36-2
1989-90	31-3
<b>Three Seasons</b>	<b>88-16 (.846)</b>

### OKLAHOMA BAPTIST

Year	W-L
1990-91	15-17
1991-92	16-17
1992-93	34-4
1993-94	30-7
1994-95	28-6
1995-96	29-7
1996-97	36-4
1997-98	24-9
1998-99	31-7
<b>Nine Seasons</b>	<b>243-78 (.757)</b>

### TEXAS PAN-AMERICAN

Year	W-L
1999-00	12-16
2000-01	12-17
2001-02	21-9
2002-03	10-20
2003-04	14-14
<b>Five Seasons</b>	<b>69-76 (.542)</b>

### MERCER

Year	W-L
2008-09	17-15
2009-10	16-17
2010-11	15-18
2011-12	27-11
2012-13	24-12
2013-14	27-9
2014-15	19-16
2015-16	19-15
<b>Eight Seasons</b>	<b>164-113 (.592)</b>

### CAREER HEAD COACHING RECORD

<b>25 Seasons</b>	<b>564-283 (.666)</b>
-------------------	-----------------------

## MERCER POWER CONFERENCE WINS UNDER HOFFMAN

Opponent	Score	Date	Location
Arkansas	69-66 (OT)	Dec. 19, 2015	Little Rock, Ark.
No. 6 Duke	78-71	March 21, 2014	Raleigh, N.C.
Ole Miss	79-76	Dec. 22, 2013	Oxford, Miss.
Seton Hall	77-74	Nov. 16, 2013	Macon, Ga.
Tennessee	75-67	Mar. 20, 2013	Knoxville, Tenn.
Alabama	66-59	Dec. 22, 2012	Tuscaloosa, Ala.
Florida State	61-56	Dec. 2, 2012	Tallahassee, Fla.
Georgia Tech	65-59	Dec. 22, 2010	Atlanta, Ga.
Auburn	78-74	Nov. 19, 2008	Auburn, Ala.
Alabama	72-69	Nov. 16, 2008	Tuscaloosa, Ala.



**Mercer University Basketball**  
**Mercer Combined Team Statistics (as of Dec 12, 2016)**  
**All games**



<b>RECORD:</b>	<b>OVERALL</b>	<b>HOME</b>	<b>AWAY</b>	<b>NEUTRAL</b>
ALL GAMES	5-5	4-1	0-2	1-2
CONFERENCE	0-0	0-0	0-0	0-0
NON-CONFERENCE	5-5	4-1	0-2	1-2

#	Player	gp-gs	min	avg	Total		3-Point		F-Throw		Rebounds				pf	dq	a	to	blk	stl	pts	avg
					fg-fga	fg%	3fg-fga	3fg%	ft-fga	ft%	off	def	tot	avg								
10	Ria'n Holland	9-9	287	31.9	54-119	.454	27-69	.391	24-29	.828	7	21	28	3.1	20	0	18	14	2	12	159	17.7
23	Demetre Rivers	10-10	288	28.8	48-83	.578	16-40	.400	16-19	.842	6	16	22	2.2	23	1	15	19	3	2	128	12.8
05	Jordan Strawberry	10-10	259	25.9	25-66	.379	7-24	.292	19-23	.826	8	25	33	3.3	12	0	41	18	0	5	76	7.6
13	Ryan Johnson	10-0	145	14.5	23-49	.469	11-24	.458	10-12	.833	11	31	42	4.2	18	1	4	5	0	2	67	6.7
00	Desmond Ringer	10-10	225	22.5	28-51	.549	0-0	.000	7-14	.500	16	36	52	5.2	19	1	2	15	4	1	63	6.3
15	Stephon Jelks	10-10	234	23.4	20-50	.400	6-22	.273	16-18	.889	19	35	54	5.4	17	0	18	15	4	2	62	6.2
55	Andrew Fishler	10-0	89	8.9	11-23	.478	0-0	.000	9-15	.600	9	13	22	2.2	15	0	1	4	10	1	31	3.1
25	Rashad Lewis	10-0	121	12.1	9-35	.257	5-23	.217	4-6	.667	3	13	16	1.6	16	1	25	6	0	5	27	2.7
01	Cory Kilby	5-0	55	11.0	4-12	.333	0-4	.000	3-4	.750	4	8	12	2.4	4	0	3	4	0	1	11	2.2
20	Darius Roy	10-0	88	8.8	9-28	.321	1-6	.167	3-6	.500	9	10	19	1.9	5	0	5	4	0	6	22	2.2
44	JJ N'Ganga	10-0	92	9.2	8-19	.421	0-0	.000	2-6	.333	8	14	22	2.2	7	0	1	8	4	1	18	1.8
24	Ross Cummings	9-0	88	9.8	6-22	.273	3-15	.200	0-0	.000	5	3	8	0.9	4	0	5	5	0	1	15	1.7
02	Jaylen Stowe	5-1	26	5.2	1-4	.250	1-3	.333	0-0	.000	1	2	3	0.6	4	0	0	1	0	0	3	0.6
03	Stephen Gavin	2-0	3	1.5	0-1	.000	0-0	.000	0-0	.000	0	0	0	0.0	0	0	0	0	0	0	0	0.0
Team											21	19	40				1					
Total.....		10	2000		246-562	.438	77-230	.335	113-152	.743	127	246	373	37.3	164	4	138	119	27	39	682	68.2
Opponents.....		10	2000		224-565	.396	89-255	.349	125-164	.762	119	213	332	33.2	170	2	119	105	36	49	662	66.2

TEAM STATISTICS	MER	OPP
SCORING	682	662
Points per game	68.2	66.2
Scoring margin	+2.0	-
FIELD GOALS-ATT	246-562	224-565
Field goal pct	.438	.396
3 POINT FG-ATT	77-230	89-255
3-point FG pct	.335	.349
3-pt FG made per game	7.7	8.9
FREE THROWS-ATT	113-152	125-164
Free throw pct	.743	.762
F-Throws made per game	11.3	12.5
REBOUNDS	373	332
Rebounds per game	37.3	33.2
Rebounding margin	+4.1	-
ASSISTS	138	119
Assists per game	13.8	11.9
TURNOVERS	119	105
Turnovers per game	11.9	10.5
Turnover margin	-1.4	-
Assist/turnover ratio	1.2	1.1
STEALS	39	49
Steals per game	3.9	4.9
BLOCKS	27	36
Blocks per game	2.7	3.6
ATTENDANCE	15486	19444
Home games-Avg/Game	5-3097	2-5537
Neutral site-Avg/Game	-	3-2790

Score by Periods	1st	2nd	Totals
Mercer	309	373	682
Opponents	329	333	662

Date	Opponent		Score	Att.
11/11/16	BREWTON-PARKER	W	87-53	3553
! 11/13/16	vs Florida	L	54-76	3716
^ 11/20/16	GEORGIA SOUTHERN	W	80-67	3508
^ 11/22/16	RADFORD	W	58-47	2572
% 11/25/16	vs East Carolina	W	70-66	2263
% 11/26/16	vs Akron	L	63-65	2391
11/29/16	DAVIDSON	L	57-78	3228
12/3/16	at George Mason	L	68-79	3560
12/07/16	OGLETHORPE	W	98-41	2625
12/10/16	at Clemson	L	47-90	7514

\* = Southern Conference game

! - in Jacksonville, Fla. (Veterans Memorial Arena)

^ - Savannah Invitational opening round game

% - Savannah Invitational (Savannah, Ga.)

# 2016-17 MERCER MEN'S BASKETBALL



## Mercer University Basketball Mercer Season/Career Statistics (as of Dec 12, 2016) All games



### SEASON STATISTICS

### CAREER STATISTICS

SUMMARY	gp-gs	min/g	fg%	3fg%	ft%	r/g	a/g	stl	blk	pts/g	gp-gs	min/g	fg%	3fg%	ft%	r/g	a/g	stl	blk	pts/g
Ria'n Holland	9-9	31.9	.454	.391	.828	3.1	2.0	12	2	17.7	9-9	31.9	.454	.391	.828	3.1	2.0	12	2	17.7
Demetre Rivers	10-10	28.8	.578	.400	.842	2.2	1.5	2	3	12.8	65-43	17.8	.459	.375	.856	2.0	0.7	15	14	7.2
Jordan Strawberry	10-10	25.9	.379	.292	.826	3.3	4.1	5	0	7.6	78-15	20.8	.384	.350	.822	2.0	3.0	53	1	6.4
Ryan Johnson	10-0	14.5	.469	.458	.833	4.2	0.4	2	0	6.7	10-0	14.5	.469	.458	.833	4.2	0.4	2	0	6.7
Desmond Ringer	10-10	22.5	.549	.000	.500	5.2	0.2	1	4	6.3	33-33	24.2	.593	.000	.733	4.8	0.5	6	22	7.3
Stephon Jelks	10-10	23.4	.400	.273	.889	5.4	1.8	2	4	6.2	75-45	21.6	.451	.359	.770	5.9	1.3	45	21	8.2
Andrew Fishler	10-0	8.9	.478	.000	.600	2.2	0.1	1	10	3.1	41-6	8.0	.478	.000	.600	2.0	0.1	3	33	2.9
Rashad Lewis	10-0	12.1	.257	.217	.667	1.6	2.5	5	0	2.7	10-0	12.1	.257	.217	.667	1.6	2.5	5	0	2.7
Darius Roy	10-0	8.8	.321	.167	.500	1.9	0.5	6	0	2.2	10-0	8.8	.321	.167	.500	1.9	0.5	6	0	2.2
Cory Kilby	5-0	11.0	.333	.000	.750	2.4	0.6	1	0	2.2	39-0	8.5	.400	.258	.706	1.7	0.4	3	5	2.2
JJ N'Ganga	10-0	9.2	.421	.000	.333	2.2	0.1	1	4	1.8	10-0	9.2	.421	.000	.333	2.2	0.1	1	4	1.8
Ross Cummings	9-0	9.8	.273	.200	.000	0.9	0.6	1	0	1.7	9-0	9.8	.273	.200	.000	0.9	0.6	1	0	1.7
Jaylen Stowe	5-1	5.2	.250	.333	.000	0.6	0.0	0	0	0.6	28-1	4.4	.313	.444	.500	0.7	0.2	3	0	1.2
Stephen Gavin	2-0	1.5	.000	.000	.000	0.0	0.0	0	0	0.0	2-0	1.5	.000	.000	.000	0.0	0.0	0	0	0.0

SCORING	fg-fga	fg%	3fg-fga	3fg%	ft-fita	ft%	pts	pts/g	fg-fga	fg%	3fg-fga	3fg%	ft-fita	ft%	pts	pts/g
Ria'n Holland	54-119	.454	27-69	.391	24-29	.828	159	17.7	54-119	.454	27-69	.391	24-29	.828	159	17.7
Demetre Rivers	48-83	.578	16-40	.400	16-19	.842	128	12.8	161-351	.459	60-160	.375	83-97	.856	465	7.2
Jordan Strawberry	25-66	.379	7-24	.292	19-23	.826	76	7.6	180-469	.384	55-157	.350	83-101	.822	498	6.4
Ryan Johnson	23-49	.469	11-24	.458	10-12	.833	67	6.7	23-49	.469	11-24	.458	10-12	.833	67	6.7
Desmond Ringer	28-51	.549	0-0	.000	7-14	.500	63	6.3	99-167	.593	0-0	.000	44-60	.733	242	7.3
Stephon Jelks	20-50	.400	6-22	.273	16-18	.889	62	6.2	219-486	.451	66-184	.359	114-148	.770	618	8.2
Andrew Fishler	11-23	.478	0-0	.000	9-15	.600	31	3.1	44-92	.478	0-0	.000	30-50	.600	118	2.9
Rashad Lewis	9-35	.257	5-23	.217	4-6	.667	27	2.7	9-35	.257	5-23	.217	4-6	.667	27	2.7
Darius Roy	9-28	.321	1-6	.167	3-6	.500	22	2.2	9-28	.321	1-6	.167	3-6	.500	22	2.2
Cory Kilby	4-12	.333	0-4	.000	3-4	.750	11	2.2	32-80	.400	8-31	.258	12-17	.706	84	2.2
JJ N'Ganga	8-19	.421	0-0	.000	2-6	.333	18	1.8	8-19	.421	0-0	.000	2-6	.333	18	1.8
Ross Cummings	6-22	.273	3-15	.200	0-0	.000	15	1.7	6-22	.273	3-15	.200	0-0	.000	15	1.7
Jaylen Stowe	1-4	.250	1-3	.333	0-0	.000	3	0.6	10-32	.313	8-18	.444	5-10	.500	33	1.2
Stephen Gavin	0-1	.000	0-0	.000	0-0	.000	0	0.0	0-1	.000	0-0	.000	0-0	.000	0	0.0

TOTALS	o-reb	d-reb	t-reb	pf	fo	ast	to	a/to	o-reb	d-reb	t-reb	pf	fo	ast	to	a/to
Ria'n Holland	7	21	28	20	0	18	14	1.3	7	21	28	20	0	18	14	1.3
Demetre Rivers	6	16	22	23	1	15	19	0.8	58	74	132	82	1	45	79	0.6
Jordan Strawberry	8	25	33	12	0	41	18	2.3	40	115	155	106	1	237	121	2.0
Ryan Johnson	11	31	42	18	1	4	5	0.8	11	31	42	18	1	4	5	0.8
Desmond Ringer	16	36	52	19	1	2	15	0.1	52	105	157	73	2	16	56	0.3
Stephon Jelks	19	35	54	17	0	18	15	1.2	140	299	439	132	2	98	81	1.2
Andrew Fishler	9	13	22	15	0	1	4	0.3	27	53	80	48	0	3	20	0.2
Rashad Lewis	3	13	16	16	1	25	6	4.2	3	13	16	16	1	25	6	4.2
Darius Roy	9	10	19	5	0	5	4	1.3	9	10	19	5	0	5	4	1.3
Cory Kilby	4	8	12	4	0	3	4	0.8	21	45	66	33	0	14	18	0.8
JJ N'Ganga	8	14	22	7	0	1	8	0.1	8	14	22	7	0	1	8	0.1
Ross Cummings	5	3	8	4	0	5	5	1.0	5	3	8	4	0	5	5	1.0
Jaylen Stowe	1	2	3	4	0	0	1	0.0	4	16	20	18	0	5	8	0.6
Stephen Gavin	0	0	0	0	0	0	0	0.0	0	0	0	0	0	0	0	0.0



MERCER GAME NOTES • 13

## 2016-17 GAME-BY-GAME HIGHS

## 14 • MERCER GAME NOTES

# 2016-17 MERCER MEN'S BASKETBALL



Official Basketball Box Score -- Game Totals -- Final Statistics  
**Brewton-Parker vs Mercer**  
**11/11/16 at Macon, Ga. (Hawkins Arena)**



## Brewton-Parker 53 • 4-2

#	Player	Total		3-Ptr		Rebounds			PF	TP	A TO Blk Stl				Min
		FG	FGA	FG	FGA	FT	FTA	Off Def Tot			A	TO	Blk	Stl	
11	Cameron Bokenham	f	2-6	2-5	0-0	2	1	3	2	6	2	1	2	0	28
33	John Walker	f	3-5	1-2	0-0	2	2	4	3	7	0	1	0	2	19
00	Mckel Miller	f	4-10	1-6	2-2	0	5	5	3	11	1	4	0	0	26
12	Jamelle Lanier	g	2-9	1-4	0-0	1	2	3	1	5	1	1	0	2	23
15	Dava'dre Puryear	g	1-5	0-2	0-0	1	1	2	2	2	0	2	0	1	18
04	Tim Galt	g	0-2	0-1	0-0	0	0	0	0	0	0	0	0	0	3
05	Marcus Ford	g	3-9	1-4	0-0	2	2	4	2	7	2	0	0	0	18
10	Trey Sparrow	g	0-1	0-1	0-0	0	0	0	0	0	0	0	0	0	3
13	Myles White	g	3-6	3-5	0-0	0	1	1	0	9	0	0	0	0	14
14	Cedric Woodson	g	0-1	0-0	0-0	0	0	0	0	1	0	0	0	0	4
20	Yanick Cox	g	0-2	0-0	0-0	0	1	1	0	0	1	0	0	0	8
21	Arthur Hairston	g	1-1	0-0	0-0	1	1	2	1	2	0	0	0	1	7
22	Amori Atkinson	g	0-0	0-0	0-0	1	1	2	2	0	0	0	0	0	4
24	Malik Wright	g	2-8	0-2	0-0	2	0	2	0	4	0	1	0	0	20
25	Jaylan Patrick	g	0-2	0-2	0-0	1	0	1	0	0	0	1	0	0	5
Team								1	1	2					
Totals			21-67	9-34	2-2	14	18	32	17	53	7	11	2	6	200
FG % 1st Half: 14-32		43.8%	2nd half: 7-35		20.0%	Game: 21-67		31.3%	Deadball Rebounds						
3FG % 1st Half: 5-13		38.5%	2nd half: 4-21		19.0%	Game: 9-34		26.5%							
FT % 1st Half: 2-2		100.0	2nd half: 0-0		0.0%	Game: 2-2		100.0							

## Mercer 87 • 1-0

#	Player	Total		3-Ptr		Rebounds			PF	TP	A TO Blk Stl				Min
		FG	FGA	FG	FGA	FT	FTA	Off Def Tot			A	TO	Blk	Stl	
00	Desmond Ringer	f	4-6	0-0	0-0	0	5	5	0	8	0	0	0	0	22
15	Stephon Jelks	f	5-9	0-2	0-0	4	3	7	1	10	4	3	0	0	22
05	Jordan Strawberry	g	3-5	1-2	0-0	1	4	5	1	7	11	1	0	2	24
10	Ria'n Holland	g	7-14	5-11	5-5	0	2	2	1	24	1	2	0	1	27
23	Demetre Rivers	g	8-15	2-5	0-0	2	2	4	2	18	1	1	0	0	31
01	Cory Kilby	g	1-1	0-0	1-2	0	4	4	0	3	2	1	0	0	12
03	Stephen Gavin	g	0-0	0-0	0-0	0	0	0	0	0	0	0	0	0	1
13	Ryan Johnson	g	2-4	1-2	0-0	1	5	6	1	5	1	0	0	0	13
20	Darius Roy	g	1-3	0-2	0-0	1	1	2	0	2	0	1	0	0	6
24	Ross Cummings	g	1-1	1-1	0-0	0	0	0	0	3	1	0	0	0	11
25	Rashad Lewis	g	1-2	0-1	1-2	0	1	1	0	3	2	0	0	1	15
44	JJ N'Ganga	g	1-2	0-0	1-2	0	0	0	0	3	0	1	1	0	6
55	Andrew Fishler	g	0-2	0-0	1-2	1	2	3	1	1	0	0	0	0	10
Team								2	3	5					
Totals			34-64	10-26	9-13	12	32	44	7	87	23	10	1	4	200
FG % 1st Half: 17-31		54.8%	2nd half: 17-33		51.5%	Game: 34-64		53.1%	Deadball Rebounds						
3FG % 1st Half: 7-14		50.0%	2nd half: 3-12		25.0%	Game: 10-26		38.5%							
FT % 1st Half: 4-4		100.0	2nd half: 5-9		55.6%	Game: 9-13		69.2%							

Officials: Kenneth Totten; Michael Reese; Brad Stodghill  
 Technical fouls: Brewton-Parker-None. Mercer-None.  
 Attendance: 3553

Score by periods	1st	2nd	Total
Brewton-Parker	35	18	53
Mercer	45	42	87

Last FG - BRWP 2nd-12:25, MER 2nd-00:57.  
 Largest lead - BRWP by 2 1st-18:28, MER by 34 2nd-00:27.  
 BRWP led for 00:17. MER led for 37:21. Game was tied for 02:22.

Score tied - 1 time.  
 Lead changed - 1 time.



Official Basketball Box Score -- Game Totals -- Final Statistics  
**Georgia Southern vs Mercer**  
**11/20/16 2:00 PM at Macon, Ga. (Hawkins Arena)**



## Georgia Southern 67 • 1-2

#	Player	Total		3-Ptr		Rebounds			PF	TP	A TO Blk Stl				Min
		FG	FGA	FG	FGA	FT	FTA	Off Def Tot			A	TO	Blk	Stl	
00	Glenn, Montae	f	1-5	0-0	2-2	2	3	5	1	4	1	1	1	0	25
11	O'Connell, Shawn	f	1-3	0-1	0-0	1	2	3	5	2	0	1	0	0	12
03	Smith, Ike	g	6-17	1-7	6-6	1	2	3	4	19	2	0	0	1	32
04	Brown, Tookie	g	5-11	5-9	0-0	1	0	1	2	15	3	3	1	2	35
10	Allsmiller, Jake	g	2-10	2-10	0-0	0	1	1	3	6	2	3	0	0	32
01	Boykins, Devonte	g	1-1	1-1	2-2	1	2	3	2	5	1	1	0	0	21
05	Gladden, B.J.	g	5-8	1-3	5-7	1	6	7	3	16	2	1	4	1	28
12	McRae, Aubrey	g	0-0	0-0	0-1	0	0	0	1	0	0	0	0	0	1
14	Simmons, Coye	g	0-2	0-0	0-0	4	2	6	2	0	1	0	0	0	14
Team								0	1	1					
Totals			21-57	10-31	15-18	11	19	30	23	67	12	10	6	4	200
FG % 1st Half: 11-30		36.7%	2nd half: 10-27		37.0%	Game: 21-57		36.8%	Deadball Rebounds						
3FG % 1st Half: 7-20		35.0%	2nd half: 3-11		27.3%	Game: 10-31		32.3%							
FT % 1st Half: 10-10		100.0	2nd half: 5-8		62.5%	Game: 15-18		83.3%							

## Mercer 80 • 2-1

#	Player	Total		3-Ptr		Rebounds			PF	TP	A TO Blk Stl				Min
		FG	FGA	FG	FGA	FT	FTA	Off Def Tot			A	TO	Blk	Stl	
00	Desmond Ringer	f	4-8	0-0	6-9	4	3	7	1	14	1	1	0	0	27
15	Stephon Jelks	f	4-5	1-2	6-6	3	6	9	1	15	5	2	0	0	29
05	Jordan Strawberry	g	3-8	1-4	6-6	0	2	2	2	13	2	1	0	1	24
10	Ria'n Holland	g	7-13	2-7	2-3	0	3	3	2	18	3	1	1	3	36
23	Demetre Rivers	g	3-4	1-2	6-7	0	3	3	2	13	1	2	0	0	22
13	Ryan Johnson	g	0-3	0-1	0-0	0	3	3	4	0	0	1	0	0	16
20	Darius Roy	g	0-2	0-0	0-0	2	3	5	0	0	1	0	0	1	9
24	Ross Cummings	g	0-3	0-3	0-0	0	0	0	0	0	0	1	0	0	16
25	Rashad Lewis	g	0-2	0-2	0-0	0	1	1	0	0	2	0	0	0	8
44	JJ N'Ganga	g	0-0	0-0	0-0	0	0	0	0	0	0	0	0	0	2
55	Andrew Fishler	g	3-5	0-0	1-1	2	2	4	2	7	1	0	1	0	11
Team								2	1	3					
Totals			24-53	5-21	27-32	13	27	40	14	80	16	9	2	5	200
FG % 1st Half: 13-29		44.8%	2nd half: 11-24		45.8%	Game: 24-53		45.3%	Deadball Rebounds						
3FG % 1st Half: 2-13		15.4%	2nd half: 3-8		37.5%	Game: 5-21		23.8%							
FT % 1st Half: 6-9		66.7%	2nd half: 21-23		91.3%	Game: 27-32		84.4%							

Officials: Tommy Morrissey; Joey Richardson; Glenn Tuitt  
 Technical fouls: Georgia Southern-None. Mercer-None.  
 Attendance: 3508

Score by periods	1st	2nd	Total
Georgia Southern	39	28	67
Mercer	34	46	80

Last FG - GS 2nd-02:55, MER 2nd-03:06.  
 Largest lead - GS by 12 1st-13:07, MER by 13 2nd-00:58.  
 GS led for 30:20. MER led for 09:03. Game was tied for 00:37.

Score tied - 1 time.  
 Lead changed - 5 times.



Official Basketball Box Score -- Game Totals -- Final Statistics  
**Mercer vs Florida**  
**11/13/16 8 p.m. at Veterans Mem. Arena - Jacksonville, Fla.**



## Mercer 54 • 1-1

#	Player		Total		3-Ptr		Rebounds			PF	TP	A	TO	Blk	Stl	Min
			FG-FGA	FG-FGA	FT-FTA	Off	Def	Tot								
00	Desmond Ringer	f	1-1	0-0	0-1	0	3	3	5	2	0	2	2	0	17	
15	Stephon Jelks	f	2-4	1-3	0-0	0	1	1	2	5	0	2	1	0	19	
05	Jordan Strawberry	g	1-3	0-0	2-3	2	1	3	4	4	2	4	0	0	21	
10	Ria'n Holland	g	8-16	5-10	0-0	0	4	4	21	1	3	0	1	32		
23	Demetre Rivers	g	1-4	0-2	0-0	0	1	1	5	2	2	2	0	0	16	
01	Cory Kilby		1-3	0-2	0-0	1	2	3	2	2	0	1	0	1	18	
13	Ryan Johnson		3-6	1-2	0-0	1	6	7	1	7	1	0	0	0	18	
20	Darius Roy		0-3	0-0	2-4	2	3	5	1	2	1	0	0	2	12	
24	Ross Cummings		1-3	0-0	0-0	2	1	3	2	2	2	1	0	0	12	
25	Rashad Lewis		0-2	0-0	1-2	0	0	0	2	1	0	2	0	1	12	
44	JJ N'Ganga		0-3	0-0	1-2	0	0	0	4	1	0	0	0	1	13	
55	Andrew Fishler		1-3	0-0	3-5	1	0	1	2	5	0	0	1	0	10	
	Team					1	0	1								
	Totals		19-51	7-19	9-17	10	22	32	31	54	9	17	4	6	200	
	FG % 1st Half:		6-18	33.3%	2nd half:	13-33	39.4%	Game:	19-51	37.3%					Deadball	
	3FG % 1st Half:		0-6	0.0%	2nd half:	7-13	53.8%	Game:	7-19	36.8%					Rebounds	
	FT % 1st Half:		2-4	50.0%	2nd half:	7-13	53.8%	Game:	9-17	52.9%					3	

# 2016-17 MERCER MEN'S BASKETBALL



Official Basketball Box Score -- Game Totals -- Final Statistics  
**East Carolina vs Mercer**  
11/25/16 5 p.m. at Savannah, Ga. - Savannah Civic Center



## East Carolina 66 • 4-2

#	Player	Total		3-Ptr		Rebounds			PF	TP	A	TO	Blk	Stl	Min
		FG-FGA	FG-FGA	FT-FTA	Off Def Tot										
02	WHITE, Caleb	f	2-9	2-5	0-0	1	2	3	2	6	0	2	0	0	37
15	BARKLEY, Kentrell	f	7-15	1-4	5-7	1	10	11	2	20	6	2	0	0	38
23	WILLIAMS, Clarence	f	1-4	0-0	0-0	1	2	3	1	2	1	1	0	1	16
31	WASHINGTON, Andre	c	3-6	0-0	4-6	4	2	6	5	10	1	0	2	1	32
21	TYSON, B.J.	g	5-13	1-4	4-4	0	1	1	0	15	2	2	0	1	27
00	RIAK, Deng	g	3-6	0-1	2-2	0	5	5	2	8	0	2	1	2	24
01	SHEPPARD, Jeremy	g	2-3	1-1	0-1	0	1	1	2	5	0	1	0	0	15
22	WILKINS, Raquan	g	0-1	0-1	0-0	0	0	0	0	0	0	0	0	0	3
25	CRAIG, Jabari	g	0-0	0-0	0-0	0	1	1	0	0	1	0	1	1	8
Team															
Totals			23-57	5-16	15-20	12	26	38	14	66	11	11	4	6	200

FG % 1st Half: 6-22 27.3% 2nd half: 17-35 48.6% Game: 23-57 40.4%  
3FG % 1st Half: 3-9 33.3% 2nd half: 2-7 28.6% Game: 5-16 31.3%  
FT % 1st Half: 5-7 71.4% 2nd half: 10-13 76.9% Game: 15-20 75.0%

Deadball  
Rebounds  
2

## Mercer 70 • 4-1

#	Player	Total		3-Ptr		Rebounds			PF	TP	A	TO	Blk	Stl	Min
		FG-FGA	FG-FGA	FT-FTA	Off Def Tot										
00	Desmond Ringer	f	2-6	0-0	0-0	1	4	5	2	4	0	3	0	0	30
15	Stephon Jelks	f	4-10	2-5	0-0	3	2	5	4	10	0	0	1	0	20
05	Jordan Strawberry	g	2-7	1-2	3-3	0	4	4	2	8	1	1	0	2	30
10	Ria'n Holland	g	9-20	4-10	4-5	0	4	4	1	26	2	0	0	1	37
23	Demetre Rivers	g	4-9	2-6	0-0	1	1	2	3	10	1	1	1	1	39
02	Jaylen Stowe	g	0-0	0-0	0-0	0	0	0	0	0	0	0	0	0	1
13	Ryan Johnson	g	4-7	2-5	0-0	2	4	6	3	10	2	2	0	0	20
20	Darius Roy	g	0-0	0-0	0-0	0	0	0	0	0	0	0	0	0	3
25	Rashad Lewis	g	1-2	0-1	0-0	0	2	2	3	2	3	0	0	0	10
44	JJ N'Ganga	g	0-0	0-0	0-0	0	2	2	0	0	0	0	1	0	6
55	Andrew Fishler	g	0-0	0-0	0-0	0	0	0	0	0	0	0	0	0	4
Team															
Totals			26-61	11-29	7-8	9	25	34	18	70	9	8	3	4	200

FG % 1st Half: 13-31 41.9% 2nd half: 13-30 43.3% Game: 26-61 42.6%  
3FG % 1st Half: 5-15 33.3% 2nd half: 6-14 42.9% Game: 11-29 37.9%  
FT % 1st Half: 0-0 0.0% 2nd half: 7-8 87.5% Game: 7-8 87.5%

Deadball  
Rebounds  
1

Officials: Nathan Quick, Chris Merto, Davis Maxwell  
Technical fouls: East Carolina-None. Mercer-None.  
Attendance: 2263

Score by periods	1st	2nd	Total
East Carolina	20	46	66
Mercer	31	39	70

Points	In	Off	2nd	Fast	Bench
ECU	26	9	12	4	13
MER	24	15	12	0	12

Last FG - ECU 2nd-01:48, MER 2nd-00:20.  
Largest lead - ECU by 1 2nd-00:47, MER by 15 1st-03:02.  
ECU led for 00:27, MER led for 36:51. Game was tied for 02:42.

Score tied - 3 times.  
Lead changed - 2 times.



Official Basketball Box Score -- Game Totals -- Final Statistics  
**Davidson vs Mercer**  
11/29/16 7:02 PM at Macon, Ga. (Hawkins Arena)



## Davidson 78 • 5-1

#	Player	Total		3-Ptr		Rebounds			PF	TP	A	TO	Blk	Stl	Min
		FG-FGA	FG-FGA	FT-FTA	Off Def Tot										
22	MAGARITY, Will	f	4-9	2-6	0-0	0	3	3	2	10	1	0	3	0	23
23	ALDRIDGE, Peyton	f	7-14	1-5	3-3	0	5	5	1	18	3	1	1	2	36
03	GUDMUNDSSON, Jon A	g	1-6	1-4	0-0	0	3	3	3	3	4	1	0	2	34
12	GIBBS, Jack	g	11-20	8-14	3-4	0	3	3	2	33	4	0	0	1	33
32	REIGEL, Rusty	g	3-9	1-4	0-0	3	2	5	2	7	6	1	0	0	33
00	KOVACEVIC, Dusan	g	1-1	1-1	0-0	0	0	0	1	3	0	2	0	0	7
01	EKWU, Nathan	g	2-3	0-0	0-0	0	6	6	2	4	1	2	0	0	14
02	WATKINS, Jordan	g	0-1	0-1	0-0	1	0	1	0	0	1	0	0	0	13
13	FAINES, Kamau	g	0-0	0-0	0-0	0	0	0	0	0	0	0	0	0	2
15	MICHELESEN, Oskar	g	0-1	0-1	0-0	0	0	0	0	0	0	0	0	0	5
Team															
Totals			29-64	14-36	6-7	8	22	30	13	78	20	7	4	6	200

FG % 1st Half: 16-32 50.0% 2nd half: 13-32 40.6% Game: 29-64 45.3%  
3FG % 1st Half: 9-18 50.0% 2nd half: 5-18 27.8% Game: 14-36 38.9%  
FT % 1st Half: 0-0 0.0% 2nd half: 6-7 85.7% Game: 6-7 85.7%

Deadball  
Rebounds  
0

## Mercer 57 • 4-3

#	Player	Total		3-Ptr		Rebounds			PF	TP	A	TO	Blk	Stl	Min
		FG-FGA	FG-FGA	FT-FTA	Off Def Tot										
00	Desmond Ringer	f	2-2	0-0	0-0	0	3	3	3	4	0	2	0	0	12
15	Stephon Jelks	f	1-3	1-3	1-2	0	5	5	0	4	1	3	0	0	16
05	Jordan Strawberry	g	2-5	0-2	0-0	1	3	4	0	4	5	1	0	0	24
10	Ria'n Holland	g	2-8	1-3	4-4	1	0	1	0	9	1	4	1	1	24
23	Demetre Rivers	g	2-5	0-2	2-2	0	1	1	1	6	0	4	1	0	23
01	Cory Kilby	g	1-2	0-0	2-2	0	0	0	1	4	0	1	0	0	8
02	Jaylen Stowe	g	0-0	0-0	0-0	0	1	1	2	0	0	0	0	0	2
13	Ryan Johnson	g	3-5	2-4	2-2	1	4	5	2	10	0	1	0	0	17
20	Darius Roy	g	1-8	0-0	0-0	1	0	1	1	2	0	0	0	0	16
24	Ross Cummings	g	0-4	0-2	0-0	2	0	2	1	0	0	0	0	0	13
25	Rashad Lewis	g	1-6	0-2	0-0	0	1	1	1	2	4	0	0	0	16
44	JJ N'Ganga	g	4-5	0-0	0-1	5	8	13	1	8	0	2	1	0	20
55	Andrew Fishler	g	2-3	0-0	0-0	2	1	3	1	4	0	0	0	1	9
Team															
Totals			21-56	4-18	11-13	15	28	43	14	57	11	18	3	2	200

FG % 1st Half: 9-26 34.6% 2nd half: 12-30 40.0% Game: 21-56 37.5%  
3FG % 1st Half: 2-8 25.0% 2nd half: 2-10 20.0% Game: 4-18 22.2%  
FT % 1st Half: 7-8 87.5% 2nd half: 4-5 80.0% Game: 11-13 84.6%

Deadball  
Rebounds  
0

Officials: Tim Gattis; Gary Maxwell; Jeremy Mosier  
Technical fouls: Davidson-None. Mercer-None.  
Attendance: 3228

Score by periods	1st	2nd	Total
Davidson	41	37	78
Mercer	27	30	57

Points	In	Off	2nd	Fast	Bench
DAV	26	23	11	10	7
MER	26	5	18	0	30

Last FG - DAV 2nd-01:53, MER 2nd-00:46.  
Largest lead - DAV by 27 2nd-10:25, MER by 3 1st-19:19.  
DAV led for 37:32, MER led for 00:53. Game was tied for 01:35.

Score tied - 2 times.  
Lead changed - 1 time.



Official Basketball Box Score -- Game Totals -- Final Statistics  
**Akron vs Mercer**  
11/26/16 7:30 p.m. at Savannah, Ga. - Savannah Civic Center



## Akron 65 • 5-1

#	Player	Total		3-Ptr		Rebounds			PF	TP	A	TO	Blk	Stl	Min
		FG-FGA	FG-FGA	FT-FTA	Off Def Tot										
02	CHEATHAM, Jr., Kwan	f	3-6	3-4	0-0	0	6	6	3	9	1	2	0	1	30
23	JOHNSON, Isaiah	c	7-11	0-0	5-7	3	2	5	2	19	2	2	1	0	25
01	WILLIAMS, Josh	g	1-4	1-3	0-0	0	0	0	2	3	2	2	0	0	27
14	ROBOTHAM, Noah	g	2-4	2-4	0-1	0	0	0	1	6	0	0	0	0	30
55	JACKSON, Antino	g	5-8	2-5	2-2	0	2	2	3	14	2	2	1	0	31
00	IVEY, Jimond	g	1-3	1-1	2-2	1	1	2	2	5	0	0	0	0	25
03	UTOMI, Daniel	g	0-0	0-0	0-0	0	0	0	0	0	0	0	0	0	2
10	JACKSON, Aaron	g	1-3	1-3	0-0	0	1	1	3	3	0	0	0	0	8
11	DUNN-MARTIN, Tavian	g	0-0	0-0	3-3	0	2	2	3	3	1	1	0	0	10
22	HUGHES, Michael	g	0-4	0-0	2-2	1	2	3	2	2	0	1	0	0	8
22	OLOJAKPOKE, Emmanu	g	0-0	0-0	1-2	0	0	0	1	1	0	0	0	0	4
Team															
Totals			20-43	10-20	15-19	6	18	24	20	65	8	10	2	1	200

FG % 1st Half: 10-23 43.5% 2nd half: 10-20 50.0% Game: 20-43 46.5%  
3FG % 1st Half: 6-13 46.2% 2nd half: 4-7 57.1% Game: 10-20 50.0%  
FT % 1st Half: 9-9 100.0 2nd half: 6-10 60.0% Game: 15-19 78.9%

Deadball  
Rebounds  
1

## Mercer 63 • 4-2

#	Player		Total		3-Ptr		Rebounds			PF	TP	A	TO	Blk	Stl	Min
			FG-FGA	FG-FGA	FT-FTA	Off	Def	Tot								
00	Desmond Ringer	f	8-14	0-0	0-2	3	3	6	4	16	1	0	0	0	26	
15	Stephon Jelks	f	2-5	1-3	0-0	1	5	6	1	5	1	2	0	1	29	
05	Jordan Strawberry	g	2-8	1-4	2-2	1	2	3	0	7	3	2	0	0	33	
10	Ria'n Holland	g	5-10	3-6	4-6	1	2	3	3	17	3	0	0	0	33	
23	Demetre Rivers	g	3-5	2-4	4-6	2	0	2	3	12	2	3	0	0	34	
01	Cory Kilby		0-0	0-0	0-0	1	1	2	0	0	1	1	0	0	6	
13	Ryan Johnson		0-5	0-2	2-2	1	2	3	0	2	0	0	0	0	11	
20	Darius Roy		1-2	0-0	0-0	1	1	2	1	2	0	0	0	0	5	
24	Ross Cummings		0-0	0-0	0-0	0	0	0	0	0	0	0	0	0	2	
25	Rashad Lewis		0-0	0-0	0-0	0	0	0	0	0	0	1	0	0	7	
44	JJ N'Ganga		0-1	0-0	0-0	1	0	1	0	0	0	1	0	0	7	
55	Andrew Fishler		1-2	0-0	0-0	1	0	1	4	2	0	1	0	0	7	
	Team					3	4	7								
Totals			22-52	7-19	12-18	16	20	36	16	63	11	11	0	1	200	



# 2016-17 MERCER MEN'S BASKETBALL



Official Basketball Box Score -- Game Totals -- Final Statistics  
**Oglethorpe vs Mercer**  
12/07/16 7:02 PM at Macon, Ga. (Hawkins Arena)



## Oglethorpe 41 • 3-6

#	Player	Total			3-Ptr			Rebounds			PF	TP	A	TO	Blk	Stl	Min.	
		FG	FGA	FT	FTA	Off	Def	Total										
02	Chris Lawrence	f	4-8	1-4	0-0	3	0	3	2	9	0	2	0	1	0	1	28	
24	Tom Inungu	f	3-5	0-0	2-2	1	2	3	4	8	0	2	0	1	0	1	20	
01	Mike Turner	g	3-9	1-7	1-1	0	0	3	3	8	3	2	0	1	0	1	29	
04	George Andino	g	1-6	1-4	0-0	0	0	0	3	3	0	3	0	0	0	0	25	
10	Justin Edwards	g	1-6	1-2	0-0	0	1	1	0	3	3	1	0	0	0	0	18	
00	Connor Sigrist		2-3	0-0	0-2	1	1	2	1	4	0	0	0	0	0	0	18	
03	Alex Cunningham		0-1	0-1	0-0	0	0	0	3	0	0	1	0	0	0	0	4	
11	Devin Huffman		1-4	1-2	0-0	0	2	2	1	3	0	1	0	0	1	0	20	
13	Dylon Ramsey		0-0	0-0	0-0	1	0	1	0	0	0	0	0	0	0	0	3	
14	Ty Pendley		1-1	1-1	0-0	0	0	0	1	3	1	0	0	0	0	0	7	
20	Lane Foster		0-2	0-1	0-0	0	0	0	0	0	0	1	1	0	0	0	16	
23	Nick Cunningham		0-2	0-2	0-0	0	0	0	0	0	0	1	0	0	0	0	3	
31	Will Springer		0-2	0-2	0-0	0	0	0	0	0	0	0	0	0	0	0	3	
32	Justin Hughes		0-1	0-1	0-0	0	0	0	0	0	0	0	0	0	0	0	3	
35	Zach Russell		0-0	0-0	0-0	0	1	1	0	0	0	0	0	0	0	0	3	
Team						1	2	3				1						
Totals			16-50	6-27	3-5	7	12	19	18	41	8	15	0	4	0	0	200	
FG % 1st Half: 10-25		40.0%	2nd half: 6-25		24.0%	Game: 16-50		32.0%										Deadball Rebounds 1
3FG % 1st Half: 3-11		27.3%	2nd half: 3-16		18.8%	Game: 6-27		22.2%										
FT % 1st Half: 2-4		50.0%	2nd half: 1-1		100.0	Game: 3-5		60.0%										

## Mercer 98 • 5-4

#	Player	Total		3-Ptr		Rebounds			PF	TP	A	TO	Blk	Stl	Min	
		FG	FGA	FG	FGA	FT	FTA	Off								Def
00	Desmond Ringer	f	3-4	0-0	0-0	4	4	8	0	6	0	0	0	0	19	
15	Stephon Jelks	f	1-4	0-0	3-4	4	1	5	1	5	4	1	0	0	20	
02	Jaylen Stowe	g	1-2	1-2	0-0	1	1	2	0	3	0	1	0	0	13	
05	Jordan Strawberry	g	1-3	0-1	2-2	1	4	5	0	4	5	1	0	0	17	
23	Demetre Rivers	g	11-16	5-9	3-3	0	2	2	0	30	3	0	0	0	26	
03	Stephen Gavin		0-1	0-0	0-0	0	0	0	0	0	0	0	0	0	2	
13	Ryan Johnson		2-5	1-1	6-7	3	3	6	1	11	0	1	0	1	17	
20	Darius Roy		4-6	1-2	0-0	0	2	2	1	9	3	2	0	3	20	
24	Ross Cummings		4-8	2-6	0-0	1	1	2	0	10	2	1	0	0	22	
25	Rashad Lewis		3-8	2-6	2-2	3	3	6	3	10	6	2	0	2	20	
44	JJ N'Ganga		2-3	0-0	0-0	2	2	4	0	4	0	1	0	0	11	
55	Andrew Fishler		3-4	0-0	0-3	1	3	4	1	6	0	1	1	0	13	
Team						1	2	3								
Totals			35-64	12-27	16-21	21	28	49	7	98	23	11	1	6	200	
FG % 1st Half: 17-34		50.0%	2nd half: 18-30		60.0%	Game: 35-64		54.7%								Deadball Rebounds 1
3FG % 1st Half: 6-13		46.2%	2nd half: 6-14		42.9%	Game: 12-27		44.4%								
FT % 1st Half: 5-7		71.4%	2nd half: 11-14		78.6%	Game: 16-21		76.2%								

Officials: Gerald Bell; Evan Berg; Chris King  
Technical fouls: Oglethorpe-Mike Turner. Mercer-None.  
Attendance: 2625

Score by periods	1st	2nd	Total
Oglethorpe	25	16	41
Mercer	45	53	98

Points	In	Off	2nd	Fast
OUM	18	3	8	0
MER	40	28	23	19

Last FG - OUM 2nd-10:38, MER 2nd-02:10.  
Largest lead - OUM by 4 1st-15:49, MER by 57 2nd-02:10.  
OUM led for 06:58. MER led for 30:48. Game was tied for 02:03.

Score tied - 3 times.  
Lead changed - 5 times.



Official Basketball Box Score -- Game Totals -- Final Statistics  
**Mercer vs Clemson**  
12/10/16 4:00 PM at Clemson, SC (Littlejohn Coliseum)



## Mercer 47 • 5-5

		Total		3-Ptr		Rebounds										
#	Player	FG	FGA	FT	FTA	Off	Def	Tot	PF	TP	A	TO	Blk	Stl	Min	
00	Desmond Ringer	f	2-6	0-0	0-0	2	3	5	2	4	0	2	1	0	21	
15	Stephon Jelks	f	1-5	0-2	2-2	1	3	4	3	4	0	0	1	0	29	
05	Jordan Strawberry	g	1-5	1-2	0-0	1	1	2	1	3	3	5	0	0	24	
10	Ria'n Holland	g	4-9	4-8	0-0	1	0	1	4	12	1	2	0	1	27	
23	Demetre Rivers	g	2-8	1-5	0-0	0	2	2	1	5	1	3	0	0	29	
01	Cory Kilby		1-6	0-2	0-0	2	1	3	1	2	0	0	0	0	11	
02	Jaylen Stowe		0-0	0-0	0-0	0	0	0	0	0	0	0	0	0	3	
13	Ryan Johnson		1-1	0-0	0-0	1	1	2	5	2	0	0	0	0	8	
20	Darius Roy		2-3	0-1	1-2	2	0	2	0	5	0	1	0	0	11	
24	Ross Cummings		0-2	0-2	0-0	0	1	1	0	0	2	0	0	0	3	
25	Rashad Lewis		2-9	2-7	0-0	0	5	5	6	0	0	0	0	1	14	
44	JJ N'Ganga		1-2	0-0	0-1	0	0	0	1	2	0	2	1	0	10	
55	Andrew Fishler		0-0	0-0	2-2	0	2	2	1	2	0	1	2	0	10	
Team			17-56			5	1	6								
Totals			17-56	8-29	5-7	15	20	35	25	47	5	18	5	2	200	
FG % 1st Half: 9-23		39.1%	2nd half: 8-33		24.2%	Game: 17-56		30.4%								Deadball Rebounds 0
3FG % 1st Half: 5-14		35.7%	2nd half: 3-15		20.0%	Game: 8-29		27.6%								
FT % 1st Half: 2-2		100.0	2nd half: 3-5		60.0%	Game: 5-7		71.4%								

## Clemson 90 • 6-2

#	Player		Total		3-Ptr		Rebounds			PF	TP	A	To	Blk	Stl	Min	
			FG-FGA	FG-FGA	FT-FTA	Off	Def	Tot									
05	BLOSSOMGAME, Jaron	f	6-11	0-4	4-7	1	1	2	2	16	0	2	1	0	0	26	
15	GRANTHAM, Donte	f	6-10	4-6	3-3	2	4	6	0	19	2	0	1	1	30		
50	DJITTE, Sidy	c	1-3	0-0	4-5	5	2	7	4	6	1	0	1	1	19		
04	MITCHELL, Shelton	f	3-6	2-3	5-6	2	5	7	3	13	5	2	0	0	24		
12	HOLMES, Avry	g	2-7	2-6	4-4	1	1	2	0	10	2	1	0	3	24		
00	ROBERTIN, Legend		0-0	0-0	1-2	2	4	6	2	1	0	0	4	1	16		
01	HUDSON, Ty		1-1	1-1	0-0	0	0	0	1	3	0	0	0	0	7		
02	REED, Marcquise		3-8	1-2	0-0	1	4	5	2	7	2	2	0	2	20		
03	DAVIS, Lyles		0-0	0-0	0-2	0	2	2	0	0	0	0	0	1	2		
10	DeVOE, Gabe		4-9	3-5	2-2	1	3	4	1	13	3	0	1	2	22		
11	FIELDS, Isaac		0-0	0-0	0-0	0	0	0	0	0	0	0	0	0	2		
22	SPENCER, Scott		1-4	0-0	0-0	0	0	0	0	2	0	0	0	0	5		
44	McGILLAN, Riley		0-1	0-1	0-0	0	0	0	0	0	0	0	0	0	3		
Team						3	0	3									
Totals				27-60	13-28	23-31	18	26	44	15	90	15	7	8	11	200	
FG % 1st Half: 14-26			53.8%	2nd half: 13-34		38.2%	Game: 27-60		45.0%								Deadball Rebounds 3
3FG % 1st Half: 7-14			50.0%	2nd half: 6-14		42.9%	Game: 13-28		46.4%								
FT % 1st Half: 14-18			77.8%	2nd half: 9-13		69.2%	Game: 23-31		74.2%								


Officials: Les Jones, Raymond Styons, Tim Comer  
Technical fouls: Mercer-None. Clemson-None.  
Attendance: 7514

Score by periods	1st	2nd	Total
Mercer	25	22	47
Clemson	49	41	90

Points	In	Off	2nd	Fast
MER	14	8	13	0
CU	26	25	32	8

Last FG - MER 2nd-00:35, CU 2nd-01:56.  
Largest lead - MER None, CU by 46 2nd-01:56.  
MER led for 00:00. CU led for 38:06. Game was tied for 01:54.

Score tied - 2 times.  
Lead changed - 0 times.



O

# Desmond RINGER

F • 6-9 • 255 • R-Jr. • 1L  
McDonough, Ga. / South Carolina

## BIO

### 2015-16

- Career-high 21 points (10-11 FG) vs. Wofford (1/16)
- Career-high 10 rebounds and 7 points at Davidson (11/23)
- Leads team in field goal pct. (.612)

### 2014-15

- Redshirted due to NCAA transfer rules

### 2013-14 (South Carolina)

- Played in 28 games, averaging 10.4 minutes per game
- Scored 2.1 points per game
- Recorded 2.0 rebounds per contest

### HIGH SCHOOL

- Led Eagle’s Landing to 1st State title
- Posted 17 points and 14 boards in title game
- Ranked No. 7 player in Georgia by ESPN.com

### PERSONAL

- Son Boris and Nattlie Ringer
- Has one brother

## TOP PERFORMANCES

POINTS	
Season:	17, vs. Akron (11/26/16)
Career:	22, at Wofford (2/11/16)
FG MADE	
Season:	8, vs. Akron (11/26/16)
Career:	10, vs. Wofford (1/16/16)
FG ATTEMPTS	
Season:	14, vs. Akron (11/26/16)
Career:	11, vs. Wofford (1/16/16)
3-POINT FGM	
Season:	N/A
Career:	N/A
3-POINT FGA	
Season:	N/A
Career:	N/A
FT MADE	
Season:	6, Georgia Southern (11/20/16)
Career:	6, Georgia Southern (11/20/16)
FT ATTEMPTS	
Season:	9, Georgia Southern (11/20/16)
Career:	9, Georgia Southern (11/20/16)
REBOUNDS	
Season:	8, Oglethorpe (12/7/16)
Career:	10, at Davidson (11/23/15)
ASSISTS	
Season:	1, 2x, , vs. Akron (11/26/16)
Career:	2, 5x, at George Mason (12/3/16)
BLOCKS	
Season:	2, vs. Florida (11/13/16)
Career:	3, 4x, at Arkansas (12/19/15)
STEALS	
Season:	1, Radford (11/22/16)
Career:	2, vs. UNCG (1/30/16)
MINUTES	
Season:	31, at George Mason (12/3/16)
Career:	33, vs. Wofford (1/16/16)

^ - denotes from South Carolina

## CAREER STATISTICS

			Total		3-Point		F-Throws		Rebounds										Scoring	
Season	gp-gs	min/avg	fg-fga	pct	fg-fga	pct	ft-fta	pct	off	def	tot	avg	pf	fo	ast	to	blk	stl	pts	avg
2013-14*	28-1	291/10.4	18-48	.375	0-0	.000	22-35	.629	24	31	55	2.0	58	0	7	17	6	2	58	2.1
2015-16	23-23	574/25.0	71-116	.612	0-0	.000	37-46	.804	36	69	105	4.6	54	1	14	41	18	5	179	7.8
2016-17	10-10	225/22.5	28-51	.549	0-0	.000	7-14	.500	16	36	52	5.2	19	1	2	15	4	1	63	6.3
TOTAL	33-33	799/24.2	99-167	.593	0-0	.000	44-60	.733	52	105	157	4.8	73	2	16	56	22	6	242	7.3
All*	61-34	1090/17.9	117-215	.544	0-0	.000	66-95	.695	76	136	212	3.5	131	2	23	73	28	8	300	4.9

\* Statistics from prior team/school



# Cory KILBY

**F • 6-7 • 195 • So. • 1L**  
**Ada, Okla. / Ada HS**

## BIO

### 2015-16

- Career-high 13 points and 6 boards at Furman (2/13)
- Recorded 8 points, 4 boards and a block in debut vs. Allen (11/13)

### PERSONAL

- Son of Pat and Angela Kilby
- Has two brothers and one sister
- Born on May 14, 1996 in Asheville, N.C.

### HIGH SCHOOL

- Averaged 21 points, 11 boards and 4 blocks as a senior
- Ada HS record holder for career points (2,013)
- 2014 All-State quarterback selection

# 1

## TOP PERFORMANCES

### POINTS

Season: 4, Davidson (11/29/16)  
 Career: 13, at Furman (2/13/16)

### FG MADE

Season: 1, 4x, at Clemson (12/10/16)  
 Career: 5, at Furman (2/13/16)

### FG ATTEMPTS

Season: 6, at Clemson (12/10/16)  
 Career: 7, 2x, at Furman (2/13/16)

### 3-POINT FGM

Season: 0  
 Career: 2, at UNCG (2/28/16)

### 3-POINT FGA

Season: 2, 2x, at Clemson (12/10/16)  
 Career: 5, at UNCG (2/28/16)

### FT MADE

Season: 2, 5x, Davidson (11/29/16)  
 Career: 2, 5x, Davidson (11/29/16)

### FT ATTEMPTS

Season: 2, 2x, Davidson (11/29/16)  
 Career: 4, at Furman (2/13/16)

### REBOUNDS

Season: 4, Brewton-Parker (11/11/16)  
 Career: 6, 2x, at Furman (2/13/16)

### ASSISTS

Season: 2, Brewton-Parker (11/11/16)  
 Career: 2, 4x, vs. Brewton-Parker (11/11/16)

### BLOCKS

Season: 0  
 Career: 1, 5x, at Kennesaw State (12/30/15)

### STEALS

Season: 1, vs. Florida (11/13/16)  
 Career: 1, 2x, vs. Florida (11/13/16)

### MINUTES

Season: 18, vs. Florida (11/13/16)  
 Career: 18, 3x, vs. Florida (11/13/16)

## 2016-17 GAME-BY-GAME STATISTICS

Opponent	Date	GS	Min	FG	FGA	Pct	3FG	FGA	Pct	FT	FTA	Pct	O	D	Tot	Avg	PF	FO	A	TO	Blk	Stl	Pts	Avg
BREWTON-PARKER	11/11/16		12	1		11.000	0	0	.000	1	2	.500	0	4	4	4.0	0	0	2	1	0	0	3	3.0
vs Florida	11/13/16		18	1	3	.333	0	2	.000	0	0	.000	1	2	3	3.5	2	0	0	1	0	1	2	2.5
GA. SOUTHERN	11/20/16		DNP																					
RADFORD	11/22/16		DNP																					
vs East Carolina	11/25/16		DNP																					
vs Akron	11/26/16		6	0	0	.000	0	0	.000	0	0	.000	1	1	2	3.0	0	0	1	1	0	0	0	1.7
DAVIDSON	11/29/16		8	1	2	.500	0	0	.000	2	2	1.000	0	0	0	2.3	1	0	0	1	0	0	4	2.3
at George Mason	12/3/16		DNP																					
OGLETHORPE	12/07/16		DNP																					
at Clemson	12/10/16		11	1	6	.167	0	2	.000	0	0	.000	2	1	3	2.4	1	0	0	0	0	0	2	2.2
Totals		0	55	4	12	.333	0	4	.000	3	4	.750	4	8	12	2.4	4	0	3	4	0	1	11	2.2

## CAREER STATISTICS

			Total		3-Point		F-Throws		Rebounds											Scoring	
Season	gp-gs	min/avg	fg-fga	pct	fg-fga	pct	ft-fta	pct	off	def	tot	avg	pf	fo	ast	to	blk	stl	pts	avg	
2015-16	34-0	277/8.1	28-68	.412	8-27	.296	9-13	.692	17	37	54	1.6	29	0	11	14	5	2	73	2.1	
2016-17	5-0	55/11.0	4-12	.333	0-4	.000	3-4	.750	4	8	12	2.4	4	0	3	4	0	1	11	2.2	
TOTAL	39-0	332/8.5	32-80	.400	8-31	.258	12-17	.706	21	45	66	1.7	33	0	14	18	5	3	84	2.2	



# Jaylen STOWE

G • 6-2 • 205 • So. • 1L  
Harrisburg, N.C. / Hickory Ridge HS

## BIO

### 2015-16

- Career-high 7 points and 2 rebounds at Furman (2/13) and vs. Citadel (3/4)
- Scored first 3 points of career at Davidson (11/23)

### PERSONAL

- Son of Jason and Heather Stowe
- Has two brothers
- Born on Nov. 8, 1996 in Charlotte, N.C.

### HIGH SCHOOL

- Averaged 22 points, 6 rebounds and 5 assists as a senior
- Hickory Ridge HS all-time leading scorer and assist leader
- Four-year honor student

2

## TOP PERFORMANCES

POINTS	
Season:	3, Oglethorpe (12/7/16)
Career:	7, at Furman (2/13/16)
FG MADE	
Season:	1, Oglethorpe (12/7/16)
Career:	3, at Furman (2/13/16)
FG ATTEMPTS	
Season:	2, 2x, Oglethorpe (12/7/16)
Career:	4, 2x, at VMI (2/25/16)
3-POINT FGM	
Season:	1, Oglethorpe (12/7/16)
Career:	1, 4x, at VMI (2/25/16)
3-POINT FGA	
Season:	2, Oglethorpe (12/7/16)
Career:	4, at VMI (2/25/16)
FT MADE	
Season:	0
Career:	1, 2x, vs. The Citadel (2/6/16)
FT ATTEMPTS	
Season:	0
Career:	2, 2x, vs. The Citadel (2/6/16)
REBOUNDS	
Season:	2, Oglethorpe (12/7/16)
Career:	4, vs. The Citadel (2/6/16)
ASSISTS	
Season:	0
Career:	1, 5x, at VMI (2/25/16)
BLOCKS	
Season:	0
Career:	N/A
STEALS	
Season:	0
Career:	1, 2x, at VMI (2/25/16)
MINUTES	
Season:	13, Oglethorpe (12/7/16)
Career:	13, 2x, Oglethorpe (12/7/16)

## 2016-17 GAME-BY-GAME STATISTICS

Opponent	Date	GS	Min	FG	FGA	Pct	3FG	FGA	Pct	FT	FTA	Pct	O	D	Tot	Avg	PF	FO	A	TO	Blk	Stl	Pts	Avg
BREWTON-PARKER	11/11/16		DNP																					
vs Florida	11/13/16		DNP																					
GA. SOUTHERN	11/20/16		DNP																					
RADFORD	11/22/16		DNP																					
vs East Carolina	11/25/16		1	0	0	.000	0	0	.000	0	0	.000	0	0	0	0.0	0	0	0	0	0	0	0	0.0
vs Akron	11/26/16		DNP																					
DAVIDSON	11/29/16		2	0	0	.000	0	0	.000	0	0	.000	0	1	1	0.5	2	0	0	0	0	0	0	0.0
at George Mason	12/3/16		7	0	2	.000	0	1	.000	0	0	.000	0	0	0	0.3	2	0	0	0	0	0	0	0.0
OGLETHORPE	12/07/16	*	13	1	2	.500	1	2	.500	0	0	.000	1	1	2	0.8	0	0	0	1	0	0	3	0.8
at Clemson	12/10/16		3	0	0	.000	0	0	.000	0	0	.000	0	0	0	0.6	0	0	0	0	0	0	0	0.6
Totals		1	26	1	4	.250	1	3	.333	0	0	.000	1	2	3	0.6	4	0	0	1	0	0	3	0.6

## CAREER STATISTICS

Season	gp-gs	min/avg	Total		3-Point		F-Throws		Rebounds											Scoring	
			fg-fga	pct	fg-fga	pct	ft-fta	pct	off	def	tot	avg	pf	fo	ast	to	blk	stl		pts	avg
2015-16	23-0	97/4.2	9-28	.321	7-15	.467	5-10	.500	3	14	17	0.7	14	0	5	7	0	3		30	1.3
2016-17	5-1	26/5.2	1-4	.250	1-3	.333	0-0	.000	1	2	3	0.6	4	0	0	1	0	0		3	0.6
TOTAL	28-1	123/4.4	10-32	.313	8-18	.444	5-10	.500	4	16	20	0.7	18	0	5	8	0	3		33	1.2





# 3

# Stephen GAVIN

**G • 6-3 • 190 • So. • SQ**

**Savannah, Ga. / Hilton Head Preparatory School**

## BIO

### HIGH SCHOOL

- Averaged 16 points senior year
- Played at Savannah Day Country HS for three years
- Played in SCISA North vs. South Game
- Earned 2A SCISA All-Region, All-State honors

### PERSONAL

- Son of Kevin Gavin and Allison Hersh
- Has one sister, Shannon
- Born on Feb. 19, 1997

## TOP PERFORMANCES

### POINTS

Season: 0  
Career: 0

### FG MADE

Season: 0  
Career: 0

### FG ATTEMPTS

Season: 1, Oglethorpe (12/7/16)  
Career: 1, Oglethorpe (12/7/16)

### 3-POINT FGM

Season: 0  
Career: 0

### 3-POINT FGA

Season: 0  
Career: 0

### FT MADE

Season: 0  
Career: 0

### FT ATTEMPTS

Season: 0  
Career: 0

### REBOUNDS

Season: 0  
Career: 0

### ASSISTS

Season: 0  
Career: 0

### BLOCKS

Season: 0  
Career: 0

### STEALS

Season: 0  
Career: 0

### MINUTES


Season: 2, Oglethorpe (12/7/16)  
Career: 2, Oglethorpe (12/7/16)

## 2016-17 GAME-BY-GAME STATISTICS

Opponent	Date	GS	Min	FG	FGA	Pct	3FG	FGA	Pct	FT	FTA	Pct	O	D	Tot	Avg	PF	FO	A	TO	Blk	Stl	Pts	Avg
BREWTON-PARKER	11/11/16		1	0	0	.000	0	0	.000	0	0	.000	0	0	0	0.0	0	0	0	0	0	0	0	0.0
vs Florida	11/13/16		DNP																					
GA. SOUTHERN	11/20/16		DNP																					
RADFORD	11/22/16		DNP																					
vs East Carolina	11/25/16		DNP																					
vs Akron	11/26/16		DNP																					
DAVIDSON	11/29/16		DNP																					
at George Mason	12/3/16		DNP																					
OGLETHORPE	12/07/16		2	0	1	.000	0	0	.000	0	0	.000	0	0	0	0.0	0	0	0	0	0	0	0	0.0
at Clemson	12/10/16		DNP																					
<b>Totals</b>			<b>0</b>	<b>3</b>	<b>0</b>	<b>1.000</b>	<b>0</b>	<b>0</b>	<b>.000</b>	<b>0</b>	<b>0</b>	<b>.000</b>	<b>0</b>	<b>0</b>	<b>0</b>	<b>0.0</b>	<b>0</b>	<b>0</b>	<b>0</b>	<b>0</b>	<b>0</b>	<b>0</b>	<b>0</b>	<b>0.0</b>

## CAREER STATISTICS

			Total		3-Point		F-Throws		Rebounds											Scoring	
Season	gp-gs	min/avg	fg-fga	pct	fg-fga	pct	ft-fta	pct	off	def	tot	avg	pf	fo	ast	to	blk	stl	pts	avg	
2016-17	2-0	3/1.5	0-1	.000	0-0	.000	0-0	.000	0	0	0	0.0	0	0	0	0	0	0	0	0.0	
TOTAL	2-0	3/1.5	0-1	.000	0-0	.000	0-0	.000	0	0	0	0.0	0	0	0	0	0	0	0	0.0	



# Jordan STRAWBERRY

G • 6-1 • 175 • Jr. • 2L  
Anaheim, Calif. / South Kent School

## BIO

### 2015-16

- Career-high 24 points at Chattanooga (1/5)
- Career-high 8 assists vs. Wofford (1/16), Citadel (2/6) & Chattanooga (2/8)
- 11 games of 5+ assists

### 2014-15

- Season-highs in points, FGs made & attempted, 3pt FGs attempted, assists, minutes played at Georgia (12/27)
- 4 games with 10+ points
- Season-high 3 3-pointers, 2 steals vs. Dartmouth (12/16)
- Multiple assists in 20 games

### HIGH SCHOOL

- Led Monarchs to three State Championships, two CIF Southern Section Championships and four league titles
- All-State, All-CIF and first team All-League as junior and senior

### PERSONAL

- Born March 17, 1994 in Los Angeles, California
- Son of Darryl Strawberry and Charisse Strawberry-Fuller

5

## TOP PERFORMANCES

POINTS	
Season:	16, at George Mason (12/3/16)
Career:	24, at Chattanooga (1/05/16)
FG MADE	
Season:	6, at George Mason (12/3/16)
Career:	8, at Chattanooga (1/05/16)
FG ATTEMPTS	
Season:	13, at George Mason (12/3/16)
Career:	14, Chattanooga (02/08/16)
3-POINT FGM	
Season:	1, 7x, at Clemson (12/10/16)
Career:	3, 5x, at UNCG (2/28/16)
3-POINT FGA	
Season:	4, 3x, at George Mason (12/3/16)
Career:	6, 2x, vs. ETSU (2/20/16)
FT MADE	
Season:	6, Georgia Southern (11/20/16)
Career:	6, 2x, Ga. Southern (11/20/16)
FT ATTEMPTS	
Season:	6, Georgia Southern (11/20/16)
Career:	6, 3x, Ga. Southern (11/20/16)
REBOUNDS	
Season:	5, Brewton-Parker (11/11/16)
Career:	6, Chattanooga (02/08/16)
ASSISTS	
Season:	11, Brewton-Parker (11/11/16)
Career:	11, Brewton-Parker (11/11/16)
STEALS	
Season:	2, 2x, vs. East Carolina (11/25/16)
Career:	3, 3x, at Coastal Carolina (03/15/16)
BLOCKS	
Season:	0
Career:	1, ETSU (02/20/16)
MINUTES	
Season:	36, at George Mason (12/3/16)
Career:	42, vs. Chattanooga (2/8/16)

## 2016-17 GAME-BY-GAME STATISTICS

Opponent	Date	GS	Min	FG	FGA	Pct	3FG	FGA	Pct	FT	FTA	Pct	O	D	Tot	Avg	PF	FO	A	TO	Blk	Stl	Pts	Avg	
BREWTON-PARKER	11/11/16	*	24	3	5	.600	1	2	.500	0	0	.000	1	4	5	5.0	1	0	11	1	0	2	7	7.0	
vs Florida	11/13/16	*	21	1	3	.333	0	0	.000	2	3	.667	2	1	3	4.0	1	0	2	4	0	0	4	5.5	
GA. SOUTHERN	11/20/16	*	24	3	8	.375	1	4	.250	6	6	1.000	0	2	2	3.3	2	0	2	1	0	1	13	8.0	
RADFORD	11/22/16	*	26	4	9	.444	1	3	.333	1	2	.500	0	2	2	3.0	4	0	4	2	0	0	10	8.5	
vs East Carolina	11/25/16	*	30	2	7	.286	1	2	.500	3	3	1.000	0	4	4	3.2	2	0	1	1	0	2	8	8.4	
vs Akron	11/26/16	*	33	2	8	.250	1	4	.250	2	2	1.000	1	2	3	3.2	0	0	3	2	0	0	7	8.2	
DAVIDSON	11/29/16	*	24	2	5	.400	0	2	.000	0	0	.000	1	3	4	3.3	0	0	5	1	0	0	4	7.6	
at George Mason	12/3/16	*	36	6	13	.462	1	4	.250	3	5	.600	1	2	3	3.3	1	0	5	0	0	0	16	8.6	
OGLETHORPE	12/07/16	*	17	1	3	.333	0	1	.000	2	2	1.000	1	4	5	3.4	0	0	5	1	0	0	4	8.1	
at Clemson	12/10/16	*	24	1	5	.200	1	2	.500	0	0	.000	1	1	2	3.3	1	0	3	5	0	0	3	7.6	
Totals			10	259	25	66	.379	7	24	.292	19	23	.826	8	25	33	3.3	12	0	41	18	0	5	76	7.6

## CAREER STATISTICS

			Total		3-Point		F-Throws		Rebounds										Scoring	
Season	gp-gs	min/avg	fg-fga	pct	fg-fga	pct	ft-fta	pct	off	def	tot	avg	pf	fo	ast	to	blk	stl	pts	avg
2014-15	34-0	501/14.7	59-149	.396	14-38	.368	14-18	.778	11	29	40	1.2	47	0	70	42	0	15	146	4.3
2015-16	34-5	863/25.4	96-254	.378	34-95	.358	50-60	.833	21	61	82	2.4	47	1	126	61	1	33	276	8.1
2016-17	10-10	259/25.9	25-66	.379	7-24	.292	19-23	.826	8	25	33	3.3	12	0	41	18	0	5	76	7.6
TOTAL	78-15	1623/20.8	180-469	.384	55-157	.350	83-101	.822	40	115	155	2.0	106	1	237	121	1	53	498	6.4



# Ria'n HOLLAND

**G • 6-0 • 152 • R-Jr. • JC**

**Fayetteville, N.C. / Indian Hills CC / Wichita State**

## BIO

### 2015-16 (Indian Hills CC)

- Led team to 29-5 record, trip to NJCAA National Tourney
- First Team Iowa CC Athletic Conference selection
- Averaged 13.3 points per game
- Ranked 8th in NJCAA in 3pt Pct with .504

### 2014-15 (Wichita State)

- Averaged 1.9 points over 27 games
- Scored season-high nine points vs. George Washington (12/25)
- Season-best three rebounds vs. Memphis (11/18) along with five points scored

### 2013-14 (Wichita State)

- Redshirted true freshman season

### HIGH SCHOOL

- Averaged 16 points senior year
- Played at Savannah Day Country HS for three years
- Played in SCISA North vs. South Game
- Earned 2A SCISA All-Region, All-State honors

### PERSONAL

- Son of Robert and Rezina Holland
- Has a brother, Rosario, and a sister, Rezna
- Born on Nov. 12, 1994

# 10

## TOP PERFORMANCES

### POINTS

Season: 26, vs East Carolina (11/25/16)  
Career: 26, vs East Carolina (11/25/16)

### FG MADE

Season: 9, vs East Carolina (11/25/16)  
Career: 9, vs East Carolina (11/25/16)

### FG ATTEMPTS

Season: 20, vs East Carolina (11/25/16)  
Career: 20, vs East Carolina (11/25/16)

### 3-POINT FGM

Season: 5, 2x, vs Florida (11/13/16)  
Career: 5, 2x, vs Florida (11/13/16)

### 3-POINT FGA

Season: 11, Brewton-Parker (11/11/16)  
Career: 11, Brewton-Parker (11/11/16)

### FT MADE

Season: 5, Brewton-Parker (11/11/16)  
Career: 5, Brewton-Parker (11/11/16)

### FT ATTEMPTS

Season: 6, vs Akron (11/26/16)  
Career: 6, vs Akron (11/26/16)

### REBOUNDS

Season: 8, Radford (11/22/16)  
Career: 8, Radford (11/22/16)

### ASSISTS

Season: 4, Radford (11/22/16)  
Career: 4, Radford (11/22/16)

### STEALS

Season: 3, Georgia Southern (11/20/16)  
Career: 3, Georgia Southern (11/20/16)

### BLOCKS

Season: 1, 2x, Davidson (11/29/16)  
Career: 1, 2x, Davidson (11/29/16)

### MINUTES

Season: 38, Radford (11/22/16)  
Career: 38, Radford (11/22/16)

^ - denotes from Wichita State

## 2016-17 GAME-BY-GAME STATISTICS

Opponent	Date	GS	Min	FG	FGA	Pct	3FG	FGA	Pct	FT	FTA	Pct	O	D	Tot	Avg	PF	FO	A	TO	Blk	Stl	Pts	Avg	
BREWTON-PARKER	11/11/16	*	27	7	14	.500	5	11	.455	5	5	1.000	0	2	2	2.0	1	0	1	2	0	1	24	24.0	
vs Florida	11/13/16	*	32	8	16	.500	5	10	.500	0	0	.000	0	4	4	3.0	4	0	1	3	0	1	21	22.5	
GA. SOUTHERN	11/20/16	*	36	7	13	.538	2	7	.286	2	3	.667	0	3	3	3.0	2	0	3	1	1	3	18	21.0	
RADFORD	11/22/16	*	38	5	11	.455	2	5	.400	3	4	.750	3	5	8	4.3	1	0	4	1	0	2	15	19.5	
vs East Carolina	11/25/16	*	37	9	20	.450	4	10	.400	4	5	.800	0	4	4	4.2	1	0	2	0	0	1	26	20.8	
vs Akron	11/26/16	*	33	5	10	.500	3	6	.500	4	6	.667	1	2	3	4.0	3	0	3	0	0	0	17	20.2	
DAVIDSON	11/29/16	*	24	2	8	.250	1	3	.333	4	4	1.000	1	0	1	3.6	0	0	1	4	1	1	9	18.6	
at George Mason	12/3/16	*	33	7	18	.389	1	9	.111	2	2	1.000	1	1	2	3.4	4	0	2	1	0	2	17	18.4	
OGLETHORPE	12/07/16	DNP																							
at Clemson	12/10/16	*	27	4	9	.444	4	8	.500	0	0	.000	1	0	1	3.1	4	0	1	2	0	1	12	17.7	
Totals			9	287	54	119	.454	27	69	.391	24	29	.828	7	21	28	3.1	20	0	18	14	2	12	159	17.7

## CAREER STATISTICS

			Total		3-Point		F-Throws		Rebounds											Scoring	
Season	gp-gs	min/avg	fg-fga	pct	fg-fga	pct	ft-fta	pct	off	def	tot	avg	pf	fo	ast	to	blk	stl	pts	avg	
2014-15*	27-0	229/8.5	17-53	.321	12-35	.343	4-4	1.000	8	12	20	0.7	27	0	10	7	1	6	50	1.9	
2016-17	9-9	287/31.9	54-119	.454	27-69	.391	24-29	.828	7	21	28	3.1	20	0	18	14	2	12	159	17.7	
TOTAL	9-9	287/31.9	54-119	.454	27-69	.391	24-29	.828	7	21	28	3.1	20	0	18	14	2	12	159	17.7	
All*	36-9	516/14.3	71-172	.413	39-104	.375	28-33	.848	15	33	48	1.3	47	0	28	21	3	18	209	5.8	

\* Statistics from prior team/school



Ryan  
JOHNSON

G • 6-5 • 192 • R-So. • JC  
Greensboro, N.C. / Tallahassee CC

BIO

2015-16 (Tallahassee CC)

- Averaged 11.3 points per game, scoring 20+ in five games
- Scored career-high 30 pts vs St. Petersburg College
- Averaged 4.6 reboudns and 1.3 assists

2014-15 (Tallahassee CC)

- Redshirted season

HIGH SCHOOL

- Averaged 27.0 points, 6.0 rebounds, 4.0 assists
- Scored over 2,000 career points
- Rated as 16th overall prospect, No. 2 wing/guard in North Carolina by Pheom Hoops Report

PERSONAL

- Originally from Greensboro, N.C.

13

TOP PERFORMANCES

POINTS	
Season:	12, at George Mason (12/3/16)
Career:	12, at George Mason (12/3/16)

FG MADE	
Season:	5, at George Mason (12/3/16)
Career:	5, at George Mason (12/3/16)

3-POINT FGM	
Season:	2, 4x, at George Mason (12/3/16)
Career:	2, 4x, at George Mason (12/3/16)

3-POINT FGA	
Season:	5, vs East Carolina (11/25/16)
Career:	5, vs East Carolina (11/25/16)

FT MADE	
Season:	6, Oglethorpe (12/07/16)
Career:	6, Oglethorpe (12/07/16)

FT ATTEMPTS	
Season:	7, Oglethorpe (12/07/16)
Career:	7, Oglethorpe (12/07/16)

REBOUNDS	
Season:	7, vs Florida (11/13/16)
Career:	7, vs Florida (11/13/16)

ASSISTS	
Season:	2, vs East Carolina (11/25/16)
Career:	2, vs East Carolina (11/25/16)

STEALS	
Season:	1, 2x, Oglethorpe (12/07/16)
Career:	1, 2x, Oglethorpe (12/07/16)

MINUTES	
Season:	20, vs East Carolina (11/25/16)
Career:	20, vs East Carolina (11/25/16)

2016-17 GAME-BY-GAME STATISTICS

Opponent	Date	GS	Min	FG	FGA	Pct	3FG	FGA	Pct	FT	FTA	Pct	O	D	Tot	Avg	PF	FO	A	TO	Blk	Stl	Pts	Avg
BREWTON-PARKER	11/11/16	13	2	4	.500	1	2	.500	0	0	.000	1	5	6	6.0	1	0	1	0	0	0	0	5	5.0
vs Florida	11/13/16	18	3	6	.500	1	2	.500	0	0	.000	1	6	7	6.5	1	0	1	0	0	0	0	7	6.0
GA. SOUTHERN	11/20/16	16	0	3	.000	0	1	.000	0	0	.000	0	3	3	5.3	4	0	0	1	0	0	0	0	4.0
RADFORD	11/22/16	11	3	5	.600	2	3	.667	0	1	.000	0	1	1	4.3	1	0	0	0	0	0	0	8	5.0
vs East Carolina	11/25/16	20	4	7	.571	2	5	.400	0	0	.000	2	4	6	4.6	3	0	2	2	0	0	0	10	6.0
vs Akron	11/26/16	11	0	5	.000	0	2	.000	2	2	1.000	1	2	3	4.3	0	0	0	0	0	0	0	2	5.3
DAVIDSON	11/29/16	17	3	5	.600	2	4	.500	2	2	1.000	1	4	5	4.4	2	0	0	1	0	0	0	10	6.0
at George Mason	12/3/16	14	5	8	.625	2	4	.500	0	0	.000	1	2	3	4.3	0	0	0	0	0	0	1	12	6.8
OGLETHORPE	12/07/16	17	2	5	.400	1	1	1.000	6	7	.857	3	3	6	4.4	1	0	0	1	0	1	0	11	7.2
at Clemson	12/10/16	8	1	11	.000	0	0	.000	0	0	.000	1	1	2	4.2	5	1	0	0	0	0	0	2	6.7
Totals		0	145	23	49	.469	11	24	.458	10	12	.833	11	31	42	4.2	18	1	4	5	0	2	67	6.7

CAREER STATISTICS

Season	gp-gs		Total		3-Point		F-Throws		Rebounds											Scoring	
			fg-fga	pct	fg-fga	pct	ft-fta	pct	off	def	tot	avg	pf	fo	ast	to	blk	stl		pts	avg
2016-17	10-0	145/14.5	23-49	.469	11-24	.458	10-12	.833	11	31	42	4.2	18	1	4	5	0	2		67	6.7
TOTAL	10-0	145/14.5	23-49	.469	11-24	.458	10-12	.833	11	31	42	4.2	18	1	4	5	0	2		67	6.7





# Ethan STAIR

**G • 6-5 • 205 • So. • 1L**  
**Hazel Green, Ala. / Hazel Green HS**

## BIO

### 2016-17

- Injury will sideline him for the entire season

### 2015-16

- Career-high 15 points at Wofford (2/11/16)
- Career-high 9 rebounds vs. W. Michigan (11/29)
- 10 games of 10+ points

### HIGH SCHOOL

- Averaged 22.4 points and 12.3 boards as a senior
- Recorded over 1,500 points and 1,000 rebounds in career
- All-State selection as a senior
- Team won state title in 2012
- Hazel Green HS record holder in 50-meter freestyle in swimming

### PERSONAL

- Son of David and Jackie Stair
- Has one brother and one sister
- Born on November 6, 1996

## 2016-17 GAME-BY-GAME STATISTICS

Opponent	Date	GS	Min	FG	FGA	Pct	3FG	FGA	Pct	FT	FTA	Pct	O	D	Tot	Avg	PF	FO	A	TO	Blk	Stl	Pts	Avg
.																								

**Totals**

.

14

## TOP PERFORMANCES

### POINTS

Season: -  
Career: 15, at Wofford (2/11/16)

### FG MADE

Season: -  
Career: 6, at Wofford (2/11/16)

### FG ATTEMPTS

Season: -  
Career: 10, 3x, at VMI (2/25/16)

### 3-POINT FGM

Season: -  
Career: 2, 3x, vs. ETSU (2/20/16)

### 3-POINT FGA

Season: -  
Career: 5, vs. The Citadel (2/6/16)

### FT MADE

Season: -  
Career: 4, at VMI (2/25/16)

### FT ATTEMPTS

Season: -  
Career: 4, 6x, at VMI (2/25/16)

### REBOUNDS

Season: -  
Career: 9, vs. Western Michigan (11/29/15)

### ASSISTS

Season: -  
Career: 5, vs. The Citadel (2/6/16)

### BLOCKS

Season: -  
Career: 1, 4x, vs. ETSU (2/20/16)

### STEALS


Season: -  
Career: 3, 3x, at Wofford (2/11/16)

### MINUTES

Season: -  
Career: 37, at Wofford (2/11/16)

## CAREER STATISTICS

Season	gp-gs	min/avg	Total		3-Point		F-Throws		Rebounds											Scoring	
			fg-fga	pct	fg-fga	pct	ft-fa	pct	off	def	tot	avg	pf	fo	ast	to	blk	stl		pts	avg
2015-16	34-11	822/24.2	86-201	.428	18-64	.281	33-53	.623	44	98	142	4.2	76	3	37	44	6	22		223	6.6
TOTAL	34-11	822/24.2	86-201	.428	18-64	.281	33-53	.623	44	98	142	4.2	76	3	37	44	6	22		223	6.6



# Stephon JELKS

F • 6-6 • 225 • Jr. • 2L  
Marietta, Ga. / North Cobb Christian School

## BIO

### 2015-16

- Career-high 24 points and career-high 17 rebounds at The Citadel (1/9)
- 10 double-doubles on the season
- 4 games of 20+ points
- 4 games of 15+ rebounds, 13 games of 10+ rebounds
- SoCon Player of the Month for December

- Career-high 9 rebounds in SoCon Tournament vs. VMI (3/7)
- Multiple rebounds in 23 games

### HIGH SCHOOL

- Averaged 14.1 points, 10.3 rebounds as a senior
- Region Co-MVP as junior
- Also played football

### PERSONAL

- Son of Stephanie Hargett
- Born on July 4, 1996 in Valdosta Ga.

### 2014-15

- Selected to SoCon All-Freshman Team
- Season-high 14 points twice (vs. Wofford, vs. ETSU)
- 10+ points in six games & four-straight games played

## 2016-17 GAME-BY-GAME STATISTICS

Opponent	Date	GS	Min	FG	FGA	Pct	3FG	FGA	Pct	FT	FTA	Pct	O	D	Tot	Avg	PF	FO	A	TO	Blk	Stl	Pts	Avg	
BREWTON-PARKER	11/11/16	*	22	5	9	.556	0	2	.000	0	0	.000	4	3	7	7.0	1	0	4	3	0	0	10	10.0	
vs Florida	11/13/16	*	19	2	4	.500	1	3	.333	0	0	.000	0	1	1	4.0	2	0	0	2	1	0	5	7.5	
GA. SOUTHERN	11/20/16	*	29	4	5	.800	1	2	.500	6	6	1.000	3	6	9	5.7	1	0	5	2	0	0	15	10.0	
RADFORD	11/22/16	*	29	0	3	.000	0	2	.000	4	4	1.000	1	4	5	5.5	1	0	0	2	1	1	4	8.5	
vs East Carolina	11/25/16	*	20	4	10	.400	2	5	.400	0	0	.000	3	2	5	5.4	4	0	0	0	1	0	10	8.8	
vs Akron	11/26/16	*	29	2	5	.400	1	3	.333	0	0	.000	1	5	6	5.5	1	0	1	2	0	1	5	8.2	
DAVIDSON	11/29/16	*	16	1	3	.333	1	3	.333	1	2	.500	0	5	5	5.4	0	0	1	3	0	0	4	7.6	
at George Mason	12/3/16	*	21	0	2	.000	0	0	.000	0	0	.000	2	5	7	5.6	3	0	3	0	0	0	0	6.6	
OGLETHORPE	12/07/16	*	20	1	4	.250	0	0	.000	3	4	.750	4	1	5	5.6	1	0	4	1	0	0	5	6.4	
at Clemson	12/10/16	*	29	1	5	.200	0	2	.000	2	2	1.000	1	3	4	5.4	3	0	0	0	1	0	4	6.2	
Totals			10	234	20	50	.400	6	22	.273	16	18	.889	19	35	54	5.4	17	0	18	15	4	2	62	6.2

## TOP PERFORMANCES

<b>POINTS</b>		
Season:	15, Georgia Southern (11/20/16)	
Career:	24, at The Citadel (1/9/16)	
<b>FG MADE</b>		
Season:	5, Brewton-Parker (11/11/16)	
Career:	9, 2x, at Samford (2/1/16)	
<b>FG ATTEMPTS</b>		
Season:	10, vs. East Carolina (11/25/16)	
Career:	17, at The Citadel (1/9/16)	
<b>3-POINT FGM</b>		
Season:	2, vs. East Carolina (11/25/16)	
Career:	4, 2x, vs. WCU (2/18/16)	
<b>3-POINT FGA</b>		
Season:	5, vs. East Carolina (11/25/16)	
Career:	8, at Davidson (11/23/15)	
<b>FT MADE</b>		
Season:	6, Georgia Southern (11/20/16)	
Career:	7, vs. George Mason (11/16/15)	
<b>FT ATTEMPTS</b>		
Season:	6, Georgia Southern (11/20/16)	
Career:	9, at Kennesaw State (12/30/15)	
<b>REBOUNDS</b>		
Season:	9, Georgia Southern (11/20/16)	
Career:	17, at The Citadel (1/9/16)	
<b>ASSISTS</b>		
Season:	5, Georgia Southern (11/20/16)	
Career:	5, 2x, Georgia Southern (11/20/16)	
<b>BLOCKS</b>		
Season:	1, 4x, at Clemson (12/10/16)	
Career:	2, 2x, at Arkansas (12/19/15)	
<b>STEALS</b>		
Season:	1, 2x, vs. Akron (11/26/16)	
Career:	3, 2x, at Arkansas (12/19/15)	
<b>MINUTES</b>		
Season:	29, 4x, at Clemson (12/10/16)	
Career:	41, at Arkansas (12/19/15)	

## CAREER STATISTICS

Season	gp-gs	min/avg	Total		3-Point		F-Throws		Rebounds											Scoring	
			fg-fga	pct	fg-fga	pct	ft-fta	pct	off	def	tot	avg	pf	fo	ast	to	blk	stl		pts	avg
2014-15	31-1	397/12.8	61-116	.526	12-27	.444	25-37	.676	39	62	101	3.3	34	0	14	16	6	14		159	5.1
2015-16	34-34	987/29.0	138-320	.431	48-135	.356	73-93	.785	82	202	284	8.4	81	2	66	50	11	29		397	11.7
2016-17	10-10	234/23.4	20-50	.400	6-22	.273	16-18	.889	19	35	54	5.4	17	0	18	15	4	2		62	6.2
TOTAL	75-45	1618/21.6	219-486	.451	66-184	.359	114-148	.770	140	299	439	5.9	132	2	98	81	21	45		618	8.2



# Darius ROY

**G • 6-2 • 170 • Fr. • HS**

**Lawton, Okla. / Lawton Eisenhower HS**

## BIO

### HIGH SCHOOL

- Led team to 2015 State Championship
- Named to 2015 State All-Tournament Team
- Named to VYPE PReseason Top 50 in the Class of 2016

# 20

## TOP PERFORMANCES

### POINTS

Season: 9, Oglethorpe (12/07/16)  
Career: 9, Oglethorpe (12/07/16)

### FG MADE

Season: 4, Oglethorpe (12/07/16)  
Career: 4, Oglethorpe (12/07/16)

### FG ATTEMPTS

Season: 8, Davidson (11/29/16)  
Career: 8, Davidson (11/29/16)

### 3-POINT FGM

Season: 1, Oglethorpe (12/07/16)  
Career: 1, Oglethorpe (12/07/16)

### 3-POINT FGA

Season: 2, 2x, Oglethorpe (12/07/16)  
Career: 2, 2x, Oglethorpe (12/07/16)

### FT MADE

Season: 2, vs Florida (11/13/16)  
Career: 2, vs Florida (11/13/16)

### FT ATTEMPTS

Season: 4, vs Florida (11/13/16)  
Career: 4, vs Florida (11/13/16)

### REBOUNDS

Season: 5, 2x, Ga. Southern (11/20/16)  
Career: 5, 2x, Ga. Southern (11/20/16)

### ASSISTS

Season: 3, Oglethorpe (12/07/16)  
Career: 3, Oglethorpe (12/07/16)

### BLOCKS

Season: 0  
Career: 0

### STEALS

Season: 3, Oglethorpe (12/07/16)  
Career: 3, Oglethorpe (12/07/16)

### MINUTES

Season: 20, Oglethorpe (12/07/16)  
Career: 20, Oglethorpe (12/07/16)

## 2016-17 GAME-BY-GAME STATISTICS

Opponent	Date	GS	Min	FG	FGA	Pct	3FG	FGA	Pct	FT	FTA	Pct	O	D	Tot	Avg	PF	FO	A	TO	Blk	Stl	Pts	Avg
BREWTON-PARKER	11/11/16	6	1	3	.333	0	2	.000	0	0	.000	1	1	2	2.0	0	0	0	1	0	0	2	2.0	
vs Florida	11/13/16	12	0	3	.000	0	0	.000	2	4	.500	2	3	5	3.5	1	0	1	0	0	2	2	2.0	
GA. SOUTHERN	11/20/16	9	0	2	.000	0	0	.000	0	0	.000	2	3	5	4.0	0	0	1	0	0	1	0	1.3	
RADFORD	11/22/16	2	0	1	.000	0	1	.000	0	0	.000	0	0	0	3.0	0	0	0	0	0	0	0	1.0	
vs East Carolina	11/25/16	3	0	0	.000	0	0	.000	0	0	.000	0	0	0	2.4	0	0	0	0	0	0	0	0.8	
vs Akron	11/26/16	5	1	2	.500	0	0	.000	0	0	.000	1	1	2	2.3	1	0	0	0	0	0	2	1.0	
DAVIDSON	11/29/16	16	1	8	.125	0	0	.000	0	0	.000	1	0	1	2.1	1	0	0	0	0	0	2	1.1	
at George Mason	12/3/16	4	0	0	.000	0	0	.000	0	0	.000	0	0	0	1.9	1	0	0	0	0	0	0	1.0	
OGLETHORPE	12/07/16	20	4	6	.667	1	2	.500	0	0	.000	0	2	2	1.9	1	0	3	2	0	3	9	1.9	
at Clemson	12/10/16	11	2	3	.667	0	1	.000	1	2	.500	2	0	2	1.9	0	0	0	1	0	0	5	2.2	
Totals		0	88	9	28	.321	1	6	.167	3	6	.500	9	10	19	1.9	5	0	5	4	0	6	22	2.2

## CAREER STATISTICS

Season	gp-gs	min/avg	Total		3-Point		F-Throws		Rebounds										Scoring	
			fg-fga	pct	fg-fga	pct	ft-fta	pct	off	def	tot	avg	pf	fo	ast	to	blk	stl	pts	avg
2016-17	10-0	88/8.8	9-28	.321	1-6	.167	3-6	.500	9	10	19	1.9	5	0	5	4	0	6	22	2.2
<b>TOTAL</b>	<b>10-0</b>	<b>88/8.8</b>	<b>9-28</b>	<b>.321</b>	<b>1-6</b>	<b>.167</b>	<b>3-6</b>	<b>.500</b>	<b>9</b>	<b>10</b>	<b>19</b>	<b>1.9</b>	<b>5</b>	<b>0</b>	<b>5</b>	<b>4</b>	<b>0</b>	<b>6</b>	<b>22</b>	<b>2.2</b>



# Demetre RIVERS

G • 6-8 • 180 • Jr. • 2L  
Ladson, S.C. / Stratford HS

## BIO

### 2015-16

- Career-high 22 points at Wofford (2/11/16)
- 16 points and career-high 9 rebounds vs. The Citadel (2/6)
- 17 games of 10+ points

### 2014-15

- Hit a 3-pointer, had a steal and an assist in debut against Piedmont (11/14)
- First career rebound at Western Carolina (1/22)

### HIGH SCHOOL

- 2x All-State, 3x All-Region performer
- Averaged 18.1 points, 7.1 rebounds per game
- Selected to play in NC vs. SC All-Star game

### PERSONAL

- Full name is Demetre Earl Rivers
- Born on December 7, 1995
- Son of Kenneth and Wanda Rivers

23

## TOP PERFORMANCES

POINTS	
Season:	30, Oglethorpe (12/07/16)
Career:	30, Oglethorpe (12/07/16)

FG MADE	
Season:	11, Oglethorpe (12/07/16)
Career:	11, Oglethorpe (12/07/16)

FG ATTEMPTS	
Season:	16, Oglethorpe (12/07/16)
Career:	19, at Arkansas (12/19/15)

3-POINT FGM	
Season:	5, Oglethorpe (12/07/16)
Career:	5, Oglethorpe (12/07/16)

3-POINT FGA	
Season:	9, Oglethorpe (12/07/16)
Career:	9, Oglethorpe (12/07/16)

FT MADE	
Season:	6, Georgia Southern (11/20/16)
Career:	10, Hiwassee (12/02/15)

FT ATTEMPTS	
Season:	7, Georgia Southern (11/20/16)
Career:	11, 2x, Alcorn (12/05/15)

REBOUNDS	
Season:	4, Brewton-Parker (11/11/16)
Career:	9, The Citadel (02/06/16)

ASSISTS	
Season:	3, Oglethorpe (12/07/16)
Career:	4, 2x, at Wofford (02/11/16)

BLOCKS	
Season:	1, 3x, at George Mason (12/03/16)
Career:	2, Western Carolina (02/18/16)

STEALS	
Season:	1, 2x, at George Mason (12/03/16)
Career:	2, 2x, at Western Carolina (1/24/16)


MINUTES	
Season:	39, vs. East Carolina (11/25/16)
Career:	39, vs. East Carolina (11/25/16)

## 2016-17 GAME-BY-GAME STATISTICS

Opponent	Date	GS	Min	FG	FGA	Pct	3FG	FGA	Pct	FT	FTA	Pct	O	D	Tot	Avg	PF	FO	A	TO	Blk	Stl	Pts	Avg	
BREWTON-PARKER	11/11/16	*	31	8	15	.533	2	5	.400	0	0	.000	2	2	4	4.0	2	0	1	1	0	0	18	18.0	
vs Florida	11/13/16	*	16	1	4	.250	0	2	.000	0	0	.000	0	1	1	2.5	5	1	2	2	0	0	2	10.0	
GA. SOUTHERN	11/20/16	*	22	3	4	.750	1	2	.500	6	7	.857	0	3	3	2.7	2	0	1	2	0	0	13	11.0	
RADFORD	11/22/16	*	33	7	7	1.000	1	1	1.000	1	1	1.000	0	2	2	2.5	4	0	2	2	0	0	16	12.3	
vs East Carolina	11/25/16	*	39	4	9	.444	2	6	.333	0	0	.000	1	1	2	2.4	3	0	1	1	1	1	10	11.8	
vs Akron	11/26/16	*	34	3	5	.600	2	4	.500	4	6	.667	2	0	2	2.3	3	0	2	3	0	0	12	11.8	
DAVIDSON	11/29/16	*	23	2	5	.400	0	2	.000	2	2	1.000	0	1	1	2.1	1	0	0	4	1	0	6	11.0	
at George Mason	12/03/16	*	35	7	10	.700	2	4	.500	0	0	.000	1	2	3	2.3	2	0	2	1	1	1	16	11.6	
OGLETHORPE	12/07/16	*	26	11	16	.688	5	9	.556	3	3	1.000	0	2	2	2.2	0	0	3	0	0	0	30	13.7	
at Clemson	12/10/16	*	29	2	8	.250	1	5	.200	0	0	.000	0	2	2	2.2	1	0	1	3	0	0	5	12.8	
Totals			10	288	48	83	.578	16	40	.400	16	19	.842	6	16	22	2.2	23	1	15	19	3	2	128	12.8

## CAREER STATISTICS

Season	gp-gs min/avg		Total		3-Point		F-Throws		Rebounds											Scoring	
			fg-fga	pct	fg-fga	pct	ft-fa	pct	off	def	tot	avg	pf	fo	ast	to	blk	stl		pts	avg
2014-15	21-0	43/2.0	1-8	.125	1-5	.200	3-4	.750	0	1	1	0.0	7	0	1	5	2	1		6	0.3
2015-16	34-33	823/24.2	112-260	.431	43-115	.374	64-74	.865	52	57	109	3.2	52	0	29	55	9	12		331	9.7
2016-17	10-10	288/28.8	48-83	.578	16-40	.400	16-19	.842	6	16	22	2.2	23	1	15	19	3	2		128	12.8
TOTAL	65-43	1154/17.8	161-351	.459	60-160	.375	83-97	.856	58	74	132	2.0	82	1	45	79	14	15		465	7.2



# Ross CUMMINGS

**G • 6-3 • 165 • Fr. • HS**

**Dickson, Tenn. / Creek Wood HS**

## BIO

### HIGH SCHOOL

- Led team to 31-2 record in junior season and first state quarterfinals appearance in school history
- Rated the No. 8 player in Tennessee in 2016 class by Hoop Seen

# 24

## TOP PERFORMANCES

### POINTS

Season: 10, Oglethorpe (12/07/16)  
Career: 10, Oglethorpe (12/07/16)

### FG MADE

Season: 4, Oglethorpe (12/07/16)  
Career: 4, Oglethorpe (12/07/16)

### FG ATTEMPTS

Season: 8, Oglethorpe (12/07/16)  
Career: 8, Oglethorpe (12/07/16)

### 3-POINT FGM

Season: 2, Oglethorpe (12/07/16)  
Career: 2, Oglethorpe (12/07/16)

### 3-POINT FGA

Season: 6, Oglethorpe (12/07/16)  
Career: 6, Oglethorpe (12/07/16)

### FT MADE

Season: 0  
Career: 0

### FT ATTEMPTS

Season: 0  
Career: 0

### REBOUNDS

Season: 3, vs Florida (11/13/16)  
Career: 3, vs Florida (11/13/16)

### ASSISTS

Season: 2, 2x, Oglethorpe (12/07/16)  
Career: 2, 2x, Oglethorpe (12/07/16)

### BLOCKS

Season: 0  
Career: 0

### STEALS

Season: 1, Radford (11/22/16)  
Career: 1, Radford (11/22/16)

### MINUTES

Season: 22, Oglethorpe (12/07/16)  
Career: 22, Oglethorpe (12/07/16)

## 2016-17 GAME-BY-GAME STATISTICS

Opponent	Date	GS	Min	FG	FGA	Pct	3FG	FGA	Pct	FT	FTA	Pct	O	D	Tot	Avg	PF	FO	A	TO	Blk	Stl	Pts	Avg
BREWTON-PARKER	11/11/16	11	1	1	11.000	1	1	1.000	0	0	0	.000	0	0	0	0.0	0	0	1	0	0	0	3	3.0
vs Florida	11/13/16	12	1	3	.333	0	0	.000	0	0	0	.000	2	1	3	1.5	2	0	2	1	0	0	2	2.5
GA. SOUTHERN	11/20/16	16	0	3	.000	0	3	.000	0	0	0	.000	0	0	0	1.0	0	0	0	1	0	0	0	1.7
RADFORD	11/22/16	7	0	1	.000	0	1	.000	0	0	0	.000	0	0	0	0.8	0	0	0	0	0	1	0	1.3
vs East Carolina	11/25/16	DNP																						
vs Akron	11/26/16	2	0	0	.000	0	0	.000	0	0	0	.000	0	0	0	0.6	0	0	0	0	0	0	0	1.0
DAVIDSON	11/29/16	13	0	4	.000	0	2	.000	0	0	0	.000	2	0	2	0.8	1	0	0	0	0	0	0	0.8
at George Mason	12/3/16	2	0	0	.000	0	0	.000	0	0	0	.000	0	0	0	0.7	0	0	0	0	0	0	0	0.7
OGLETHORPE	12/07/16	22	4	8	.500	2	6	.333	0	0	0	.000	1	1	2	0.9	0	0	2	1	0	0	10	1.9
at Clemson	12/10/16	3	0	2	.000	0	2	.000	0	0	0	.000	0	1	1	0.9	1	0	0	2	0	0	0	1.7
Totals		0	88	6	22	.273	3	15	.200	0	0	.000	5	3	8	0.9	4	0	5	5	0	1	15	1.7

## CAREER STATISTICS

			Total		3-Point		F-Throws		Rebounds											Scoring	
Season	gp-gs	min/avg	fg-fga	pct	fg-fga	pct	ft-fta	pct	off	def	tot	avg	pf	fo	ast	to	blk	stl	pts	avg	
2016-17	9-0	88/9.8	6-22	.273	3-15	.200	0-0	.000	5	3	8	0.9	4	0	5	5	0	1	15	1.7	
TOTAL	9-0	88/9.8	6-22	.273	3-15	.200	0-0	.000	5	3	8	0.9	4	0	5	5	0	1	15	1.7	





# Rashad LEWIS

G • 5-8 • 156 • Jr. • JC  
Valdosta, Ga. / Tallahassee CC

## BIO

### 2015-16 (Tallahassee CC)

- Named FCSAA/NJCAA Region All-Tourney team and all-conference honors
- Scored 11.8 points per game, averaged 3.2 three-point made baskets per game ranking 11th in the country
- Shot .420 from behind the arc
- Scored 20+ points on six occasions, career high was 26

### HIGH SCHOOL

- Averaged 21.2 ppg as a junior, 19.3 ppg his senior year
- Named Region Player of the Year his senior season

### PERSONAL

- Originally from Brooklyn, N.Y.

### 2014-15 (Tallahassee CC)

- Averaged 6.4 ppg, Made 80 pct. of free throws
- Second on team with 35 steals

## 2016-17 GAME-BY-GAME STATISTICS

Opponent	Date	GS	Min	FG	FGA	Pct	3FG	FGA	Pct	FT	FTA	Pct	O	D	Tot	Avg	PF	FO	A	TO	Blk	Stl	Pts	Avg
BREWTON-PARKER	11/11/16	15	1	2	.500	0	1	.000	1	2	.500	0	1	1	1.0	0	0	2	0	0	1	3	3.0	
vs Florida	11/13/16	12	0	2	.000	0	0	.000	1	2	.500	0	0	0	0.5	2	0	0	2	0	1	1	2.0	
GA. SOUTHERN	11/20/16	8	0	2	.000	0	2	.000	0	0	.000	0	1	1	0.7	0	0	2	0	0	0	0	1.3	
RADFORD	11/22/16	14	1	2	.500	1	2	.500	0	0	.000	0	0	0	0.5	0	0	7	1	0	0	3	1.8	
vs East Carolina	11/25/16	10	1	2	.500	0	1	.000	0	0	.000	0	2	2	0.8	3	0	3	0	0	0	2	1.8	
vs Akron	11/26/16	7	0	0	.000	0	0	.000	0	0	.000	0	0	0	0.7	0	0	0	1	0	0	0	1.5	
DAVIDSON	11/29/16	16	1	6	.167	0	2	.000	0	0	.000	0	1	1	0.7	1	0	4	0	0	0	2	1.6	
at George Mason	12/3/16	5	0	2	.000	0	2	.000	0	0	.000	0	0	0	0.6	2	0	1	0	0	0	0	1.4	
OGLETHORPE	12/07/16	20	3	8	.375	2	6	.333	2	2	1.000	3	3	6	1.2	3	0	6	2	0	2	10	2.3	
at Clemson	12/10/16	14	2	9	.222	2	7	.286	0	0	.000	0	5	5	1.6	5	1	0	0	0	1	6	2.7	
Totals		0	121	9	35	.257	5	23	.217	4	6	.667	3	13	16	1.6	16	1	25	6	0	5	27	2.7

25

TOP PERFORMANCES

POINTS		
Season:	10, Oglethorpe (12/07/16)	
Career:	10, Oglethorpe (12/07/16)	
FG MADE		
Season:	3, Oglethorpe (12/07/16)	
Career:	3, Oglethorpe (12/07/16)	
FG ATTEMPTS		
Season:	9, at Clemson (12/10/16)	
Career:	9, at Clemson (12/10/16)	
3-POINT FGM		
Season:	2, 2x, at Clemson (12/10/16)	
Career:	2, 2x, at Clemson (12/10/16)	
3-POINT FGA		
Season:	7, at Clemson (12/10/16)	
Career:	7, at Clemson (12/10/16)	
FT MADE		
Season:	2, Oglethorpe (12/07/16)	
Career:	2, Oglethorpe (12/07/16)	
FT ATTEMPTS		
Season:	2, 3x, Oglethorpe (12/07/16)	
Career:	2, 3x, Oglethorpe (12/07/16)	
REBOUNDS		
Season:	6, Oglethorpe (12/07/16)	
Career:	6, Oglethorpe (12/07/16)	
ASSISTS		
Season:	7, Radford (11/22/16)	
Career:	7, Radford (11/22/16)	
BLOCKS		
Season:	0	
Career:	N/A	
STEALS		
Season:	2, Oglethorpe (12/07/16)	
Career:	2, Oglethorpe (12/07/16)	
MINUTES		
Season:	20, Oglethorpe (12/07/16)	
Career:	20, Oglethorpe (12/07/16)	

## CAREER STATISTICS

Season	gp-gs		Total		3-Point		F-Throws		Rebounds										Scoring	
			fg-fga	pct	fg-fga	pct	ft-fta	pct	off	def	tot	avg	pf	fo	ast	to	blk	stl	pts	avg
2016-17	10-0	121/12.1	9-35	.257	5-23	.217	4-6	.667	3	13	16	1.6	16	1	25	6	0	5	27	2.7
TOTAL	10-0	121/12.1	9-35	.257	5-23	.217	4-6	.667	3	13	16	1.6	16	1	25	6	0	5	27	2.7



# Mac BRYDON

**C • 6-10 • 280 • Fr. • HS**  
**Charlotte, N.C. / Carmel Christian HS**

## BIO

### 2016-17

- Expected to redshirt the 2016-17 season

### HIGH SCHOOL

- Led team to undefeated conference slate and tournament championship his senior year, named all-conference
- Led team in rebounds and blocks for 3 straight seasons
- Graduated with 4.0 GPA, received AASCI Award for highest cumulative math grade in 2015 and 2016

# 33

## TOP PERFORMANCES

### POINTS

Season: -  
 Career: -

### FG MADE

Season: -  
 Career: -

### FG ATTEMPTS

Season: -  
 Career: -

### 3-POINT FGM

Season: -  
 Career: -

### 3-POINT FGA

Season: -  
 Career: -

### FT MADE

Season: -  
 Career: -

### FT ATTEMPTS

Season: -  
 Career: -

### REBOUNDS

Season: -  
 Career: -

### ASSISTS

Season: -  
 Career: -

### BLOCKS

Season: -  
 Career: -

### STEALS

Season: -  
 Career: -

### MINUTES

Season: -  
 Career: -

## 2016-17 GAME-BY-GAME STATISTICS

Opponent	Date	GS	Min	FG	FGA	Pct	3FG	FGA	Pct	FT	FTA	Pct	O	D	Tot	Avg	PF	FO	A	TO	Blk	Stl	Pts	Avg
.																								
Totals																								.

## CAREER STATISTICS



JJ
N’GANGA

C • 6-10 • 250 • R-Sr. • TR
Aubervilliers, France / New Mexico

BIO

2015-16 (New Mexico)
• Did not play due to injury, awarded medical redshirt

2014-15 (New Mexico)
• Averaged 6.4 ppg, Made 80 pct. of free throws
• Second on team with 35 steals

JuCo (Northern Oklahoma College-Tonkawa)
• Played two seasons (2012-13, 2013-14) at NOC-Tonkawa
• Averaged 6.0 points and 5.4 rebounds per game
• Shot .468 from the field as a sophomore
• Awarded Hays Scholarship - given to player w/best GPA

HIGH SCHOOL
• Attended Sunrise Christian Academy in Wichita, Kan.
• Led team to 25-4 record his senior year

PERSONAL
• Full name is Jean-Jacques Francis N’Ganga
• The oldest of four children

44
TOP PERFORMANCES

POINTS
Season: 8, Davidson (11/29/16)
Career: 9, vs. Boston College (11/20/14)^

FG MADE
Season: 4, Davidson (11/29/16)
Career: 4, 2x, Davidson (11/29/16)

FG ATTEMPTS
Season: 5, Davidson (11/29/16)
Career: 6, 2x, vs. Utah State (02/07/15)^

3-POINT FGM
Season: N/A
Careers: N/A

3-POINT FGA
Season: N/A
Career: N/A

FT MADE
Season: 1, 2x, vs. Florida (11/13/16)
Career: 4, 2x, at UNLV (01/21/15)

FT ATTEMPTS
Season: 2, 2x, vs. Florida (11/13/16)
Career: 5, 2x, vs. Fresno State (12/31/14)^

REBOUNDS
Season: 13, Davidson (11/29/16)
Career: 13, Davidson (11/29/16)

ASSISTS
Season: 1, at George Mason (12/03/16)
Career: 2, at Colorado State (02/10/15)^

BLOCKS
Season: 1, 4x, at Clemson (12/10/16)
Career: 2, vs. Boston College (11/20/14)^

STEALS
Season: 1, v.s Florida (11/13/16)
Career: 1, 2x, vs Florida (11/13/16)

MINUTES
Season: 20, Davidson (11/29/16)
Career: 25, vs. Boston College (11/20/14)^

2016-17 GAME-BY-GAME STATISTICS

Opponent	Date	GS	Min	FG	FGA	Pct	3FG	FGA	Pct	FT	FTA	Pct	O	D	Tot	Avg	PF	FO	A	TO	Blk	Stl	Pts	Avg
BREWTON-PARKER	11/11/16	6	1	2	.500	0	0	.000	1	2	.500	0	0	0	0.0	0	0	0	0	1	1	0	3	3.0
vs Florida	11/13/16	13	0	3	.000	0	0	.000	1	2	.500	0	0	0	0.0	4	0	0	0	0	1	1	2	0
GA. SOUTHERN	11/20/16	2	0	0	.000	0	0	.000	0	0	.000	0	0	0	0.0	0	0	0	0	0	0	0	0	1.3
RADFORD	11/22/16	8	0	2	.000	0	0	.000	0	0	.000	0	0	0	0.0	1	0	0	0	0	0	0	0	1.0
vs East Carolina	11/25/16	6	0	0	.000	0	0	.000	0	0	.000	0	2	2	0.4	0	0	0	0	1	0	0	0	0.8
vs Akron	11/26/16	7	0	1	.000	0	0	.000	0	0	.000	1	0	1	0.5	0	0	0	1	0	0	0	0	0.7
DAVIDSON	11/29/16	20	4	5	.800	0	0	.000	0	1	.000	5	8	13	2.3	1	0	0	2	1	0	8	1.7	
at George Mason	12/3/16	9	0	1	.000	0	0	.000	0	0	.000	0	2	2	2.3	0	0	1	1	0	0	0	1.5	
OGLETHORPE	12/07/16	11	2	3	.667	0	0	.000	0	0	.000	2	2	4	2.4	0	0	0	1	0	0	4	1.8	
at Clemson	12/10/16	10	1	2	.500	0	0	.000	0	1	.000	0	0	0	2.2	1	0	0	2	1	0	2	1.8	
Totals		0	92	8	19	.421	0	0	.000	2	6	.333	8	14	22	2.2	7	0	1	8	4	1	18	1.8

^ - denotes from New Mexico

CAREER STATISTICS

Season	gp-gs		min/avg		Total		3-Point		F-Throws		Rebounds											Scoring	
					fg-fga	pct	fg-fga	pct	ft-fita	pct	off	def	tot	avg								pts	avg
2014-15*	29-0		344/11.9		36-61	.590	0-0	.000	22-36	.611	18	30	48	1.7	54	1	6	31	5	1		94	3.2
2016-17	10-0		92/9.2		8-19	.421	0-0	.000	2-6	.333	8	14	22	2.2	7	0	1	8	4	1		18	1.8
TOTAL	10-0		92/9.2		8-19	.421	0-0	.000	2-6	.333	8	14	22	2.2	7	0	1	8	4	1		18	1.8
All*	39-0		436/11.2		44-80	.550	0-0	.000	24-42	.571	26	44	70	1.8	61	1	7	39	9	2		112	2.9

\* Statistics from prior team/school



# Andrew FISHLER

**C • 7-1 • 218 • R-Sr. • 1L**  
**Cumming, Ga. / Gulf Coast State**

## BIO

### 2015-16

- Career-high 20 points & 10 rebounds vs. Citadel (2/6)
- Career-best 8 blocks vs. Chattanooga (2/8)
- Scored 9 points in Mercer debut vs. Allen (11/13)

### 2014-15

- Redshirted season

### 2012-14 (Gulf Coast CC)

- Averaged 5.3 points, 4.8 boards and 2.6 blocks as a sophomore
- Holds program block records for single-game (6), season (76) and career (146)

### HIGH SCHOOL

- Holds Georgia block records for single-game (18), season (212) and career (308)
- Averaged 13.6 points and 8.1 rebounds per game as a senior

### PERSONAL

- Son of Todd and Nancy Fishler
- Has two brothers and one sister
- Born on August 24, 1993

## 55

### TOP PERFORMANCES

#### POINTS

Season: 7, Georgia Southern (11/20/16)  
 Career: 20, The Citadel (02/06/16)

#### FG MADE

Season: 3, 2x, Oglethorpe (12/07/16)  
 Career: 7, The Citadel (02/06/16)

#### FG ATTEMPTS

Season: 5, Georgia Southern (11/20/16)  
 Career: 9, The Citadel (02/06/16)

#### 3-POINT FGM

Season: N/A  
 Career: N/A

#### 3-POINT FGA

Season: N/A  
 Career: N/A

#### FT MADE

Season: 3, vs. Florida (11/13/16)  
 Career: 6, The Citadel (02/06/16)

#### FT ATTEMPTS

Season: 5, vs. Florida (11/13/16)  
 Career: 9, The Citadel (02/06/16)

#### REBOUNDS

Season: 4, 3x, Oglethorpe (12/07/16)  
 Career: 10, The Citadel (02/06/16)

#### ASSISTS

Season: 1, Georgia Southern (11/20/16)  
 Career: 1, 3x, Georgia Southern (11/20/16)

#### STEALS

Season: 1, Davidson (11/29/16)  
 Career: 1, 3x, Davidson (11/29/16)

#### BLOCKS

Season: 5, Radford (11/22/16)  
 Career: 8, Chattanooga (02/08/16)

#### MINUTES

Season: 13, Oglethorpe (12/07/16)  
 Career: 20, vs. Chattanooga (2/8/16)

## 2016-17 GAME-BY-GAME STATISTICS

Opponent	Date	GS	Min	FG	FGA	Pct	3FG	FGA	Pct	FT	FTA	Pct	O	D	Tot	Avg	PF	FO	A	TO	Blk	Stl	Pts	Avg
BREWTON-PARKER	11/11/16	10	0	2	.000	0	0	.000	1	2	.500	1	2	3	3.0	1	0	0	0	0	0	0	1	1.0
vs Florida	11/13/16	10	1	3	.333	0	0	.000	3	5	.600	1	0	1	2.0	2	0	0	0	0	1	0	5	3.0
GA. SOUTHERN	11/20/16	11	3	5	.600	0	0	.000	1	1	1.000	2	2	4	2.7	2	0	1	0	1	0	7	4.3	
RADFORD	11/22/16	12	0	2	.000	0	0	.000	2	2	1.000	1	3	4	3.0	1	0	0	1	5	0	2	3.8	
vs East Carolina	11/25/16	4	0	0	.000	0	0	.000	0	0	.000	0	0	0	2.4	0	0	0	0	0	0	0	3.0	
vs Akron	11/26/16	7	1	2	.500	0	0	.000	0	0	.000	1	0	1	2.2	4	0	0	1	0	0	2	2.8	
DAVIDSON	11/29/16	9	2	3	.667	0	0	.000	0	0	.000	2	1	3	2.3	1	0	0	0	0	1	4	3.0	
at George Mason	12/03/16	3	1	2	.500	0	0	.000	0	0	.000	0	0	0	2.0	2	0	0	0	0	0	2	2.9	
OGLETHORPE	12/07/16	13	3	4	.750	0	0	.000	0	3	.000	1	3	4	2.2	1	0	0	1	1	0	6	3.2	
at Clemson	12/10/16	10	0	0	.000	0	0	.000	2	2	1.000	0	2	2	2.2	1	0	0	1	2	0	2	3.1	
Totals		0	89	11	23	.478	0	0	.000	9	15	.600	9	13	22	2.2	15	0	1	4	10	1	31	3.1

## CAREER STATISTICS

			Total		3-Point		F-Throws		Rebounds											Scoring	
Season	gp-gs	min/avg	fg-fga	pct	fg-fga	pct	ft-fta	pct	off	def	tot	avg	pf	fo	ast	to	blk	stl	pts	avg	
2015-16	31-6	239/7.7	33-69	.478	0-0	.000	21-35	.600	18	40	58	1.9	33	0	2	16	23	2	87	2.8	
2016-17	10-0	89/8.9	11-23	.478	0-0	.000	9-15	.600	9	13	22	2.2	15	0	1	4	10	1	31	3.1	
TOTAL	41-6	328/8.0	44-92	.478	0-0	.000	30-50	.600	27	53	80	2.0	48	0	3	20	33	3	118	2.9	