



DAVIDSON WILDCATS

Davidson Sports Information
Baker Sports Complex | B213
Davidson, NC 28035
MBB Contact: Joey Beeler
Office: 704.894.2217
Cell: 704.458.6198
Email: jobeeler@davidson.edu
Web: DavidsonWildcats.com
Twitter: @DavidsonWildcat

13 NCAA Tournament Appearances | 3 Elite Eight Berths | 7 NIT Appearances | 11 All-Americans | 40 All-Conference First-Team Selections

GAME INFORMATION

Date: November 29, 2016

Location: Macon, Ga.

Site (Capacity): The University Center (3,200)

Radio: Davidson Radio Network

Jarod Latch (Play-By-Play)

TV: N/A

Video: Facebook Live

Live Stats: DavidsonWildcats.com

SCHEDULE / RESULTS

DATE	OPPONENT	TIME
Nov. 12	APPALACHIAN ST. (TWC Sports)	W, 86-74

2016 TIRE PROS INVITATIONAL

17	vs. Clemson (ESPNU)	L, 78-95
18	vs. Missouri (ESPNU)	W, 70-55
20	vs. Arizona State (ESPNU)	W, 68-60

26	CHARLOTTE (TWC Sports)	W, 79-57
29	at Mercer	7:00

Dec. 4	at College of Charleston (MyTV)	4:00
7	at North Carolina (ESPN2)	9:00
17	vs. Kansas ² (ESPN2)	7:00

21	JACKSONVILLE	7:00
28	HARTFORD	7:00
31	RICHMOND* (ASN)	2:00

Jan. 5	at George Washington* (ESPNU)	7:00
8	at Saint Louis* (NBCSN)	2:00
11	FORDHAM*	7:00
14	VCU* (CBSSN)	2:00
19	at La Salle* (CBSSN)	7:00
24	DUQUESNE (TWC Sports)	7:00
28	at Fordham* (NBCSN)	12:00
31	at Saint Joseph's (ASN)	8:00

Feb. 3	RHODE ISLAND* (ESPN2)	7:00
8	GEORGE MASON* (ASN)	7:00
11	at VCU* (CBSSN)	8:00
15	GEORGE WASHINGTON* (ASN)	7:00
18	at Massachusetts* (NBCSN)	12:00
21	at Richmond* (CBSSN)	8:00
24	DAYTON* (ESPN2)	9:00
28	ST. BONAVENTURE* (ASN)	7:00

March 4	at Rhode Island* (ASN)	6:00
---------	------------------------	------

2017 ATLANTIC 10 CHAMPIONSHIP

8	First Round ³	TBD
9	Second Round ³	TBD
10	Quarterfinals ³	TBD
11	Semifinals ³	TBD
12	Finals ³	TBD

BOLD ALL CAPS home contest

*A-10 Contests | ¹ Wide World of Sports Complex ~ Orlando, Fla.

² Sprint Center ~ Kansas City, Mo.

³ PPG Paints Arena ~ Pittsburgh, Pa.

SOCIAL MEDIA

Facebook.com/DavidsonWildcats

MBB Facebook: Facebook.com/DavidsonMensBasketball

Twitter: @DavidsonWildcat

Men's Basketball Twitter: @DavidsonMBB

YouTube: YouTube.com/DavidsonAthletics



YouTube



GAME #6



DAVIDSON WILDCATS (4-1)

Head Coach: Bob McKillop (Hofstra, 1972)

Career Record: 520-314 (28th season), Record at Davidson: Same



MERCER BEARS (4-2)

Head Coach: Bob Hoffman (Oklahoma Baptist, 1979)

Career Record: 478-271 (23rd season), Record at Mercer: 168-115 (9th season)

Wildcat Tidbits

- Davidson will continue its stretch of seven out of eight away from home with a 7 p.m. tip at Mercer Tuesday evening.
- Winners of three straight, the Wildcats enter 4-1 following a 79-57 victory over cross-county rival Charlotte on Saturday.
- Jack Gibbs leads Davidson in scoring, averaging 21.0 points per outing.
- Fellow preseason all-conference selection Peyton Aldridge is second on the club at 19.8 points per game, while leading the way in rebounding (7.6).
- Through their first five contests, the Wildcats are holding opponents to just 36.9 percent from the floor.
- In addition, Davidson comes in with a +6.4 margin on the glass.

Last Meeting (vs. Mercer; 11/23/15)

- Peyton Aldridge scored 23 points and Jordan Barham recorded a double-double (19 pts, 11 rebs) to lead Davidson past Mercer, 77-71, on Nov. 23, 2015 at Belk Arena.
- Oskar Michelsen added 17 points, including five of Davidson's nine 3-pointers, while Brian Sullivan had 12 points to go along with a career-high 9 assists in 40 minutes.
- The Wildcats shot just 37.1 percent overall, but

2016-17 Men's Basketball Notes

SERIES RECORD

Series Record: Davidson leads, 2-0

Streak: Won 2

Last Meeting: Nov. 23, 2015, W 77-71 (Belk Arena)

Last Davidson Win: Nov. 23, 2015, W 77-71 (Belk Arena)

Last Mercer Win: N/A

First Meeting: 12/12/70, W 80-50 (Home/Johnston)

Davidson Record at Home: 2-0

Davidson Record on Road: 0-0

Davidson Record at Neutral Site: 0-0

Bob McKillop's Record: 1-0

connected on 22-of-28 from the charity stripe. Davidson also turned 14 Mercer (3-1) miscues into 26 points at the other end.

- Stephon Jelks led the Bears with 18 points and 11 rebounds, while Jestin Lewis finished with 10 points.

- The Wildcats opened the second half on a 14-5 run and stretched their lead to as many as 16, 55-39, with 12:49 to play.


- After a Jordan Strawberry trey with 1:03 left capped a 16-5 Mercer streak to cut the deficit to 69-67, the Wildcats got four straight from Nathan Ekwu to put the game out of reach.

- The Bears also struggled offensively shooting just 40 percent from the floor.

- Davidson, which got 12 points from Michelsen

DAVIDSON PERSONNEL


PROJECTED STARTERS (BASED ON PREVIOUS CONTEST)






3


Jon Axel Gudmundsson, G
 Fr., 6-4, 190, Grindavik, Iceland
 Fjölbrotaskóli Suðurnesja


PPG	RPG	APG	FT%
9.0	4.4	2.8	.800

	12 Jack Gibbs, G Sr., 6-0, 195, Westerville, Ohio Westerville North		
PPG	RPG	APG	FT%
21.0	3.8	4.2	.842 (32-38)

	21.0	3.8	4.2	842 (32-38)
	22 Will Magarity, F			
	R-Jr., 6-11, 240, Stockholm, Sweden			
	Boston College			
	PPG	RPG	FG%	FT%

	23	Peyton Aldridge, F Jr., 6-8, 225, Leavittsburg, Ohio LaBrae		
PPG	RPG	FG%	3FG%	FT%
19.8	7.6	.500	.400	.792

	PPG	RPG	FG% 3FG%	FT%
	19.8	7.6	.500 .400	.792

	32 Rusty Reigel, G Jr., 6-2, 205, Charlotte, N.C. Charlotte Latin
-------------------------------------------------------------------------------------	--------------------------------------------------------------------------------

OFF THE BENCH

0	Dusan Kovacevic, F R-Fr., 6-10, 245, Novi Sad, Serbia/Rabun Gap Nacoochee
1	Nathan Ekwu, F Jr., 6-7, 235, Enugu, Nigeria/Cardinal Hayes
2	Jordan Watkins, G Jr., 6-1, 165, Charlotte, N.C./Providence Day
4	Cal Freundlich, G Fr., 6-2, 160, New York, N.Y./Friends Seminary
5	Malcolm Wynter, G Fr., 5-10, 150, Greenlawn, N.Y./Harborfields
13	Kamau Faines, G Jr., 6-2, 200, Chicago, Ill./Walter Payton
14	Michael Brown, G Fr., 5-10, 165, Gainesville, Fla./Saint Francis Catholic
15	Oskar Michelsen, F Jr., 6-9, 225, Helsinki, Finland/Makelanrinne
20	KiShawn Pritchett, G R-Fr., 6-6, 230, Mooresville, N.C./Lake Norman
31	Manu Giamoukis, G Sr., 6-1, 200, Thessaloniki, Greece/Anatolia College
34	Connor Perkey, F Sr., 6-8, 215, Atlanta, Ga./Pace Academy
40	Andrew McAuliffe, F Sr., 6-8, 260, Northbrook, Ill./Glenbrook

Head Coach: Bob McKillop, 28th Season

Associate Head Coach: Matt McKillop

Assistant Coaches: Ryan Mee, Will Reigel

Director of Operations: Nick Booker

Assistant for Program Development: Will Thoni

Athletic Trainer: Chris Hagemann

in the first 20 minutes, used a 10-3 spurt late in the period to break a 26-26 tie, before going to the half up, 36-31.

Official Basketball Box Score -- Game Totals -- Final Statistics													
Mercer vs Davidson													
11/23/15 7:00 PM at Davidson, N.C. -- John M. Belk Arena													
Mercer 71 • 3-1													
Player	Total	3-Ptr	Rebounds		PF	TP	A	TO	BK	Stl	Min		
FG-FGA	FT-FTA	Off	Def	PF	TP	A	TO	BK	Stl	Min			
00 Desmond Ringer	2-4	0-0	3-5	5	5	10	3	7	1	1	3	0	31
01 Phillip Leonard	3-10	0-0	2-6	0	5	5	3	8	6	2	0	0	34
05 Justin Lewis	4-13	2-6	0-0	0	1	1	2	10	0	1	0	0	15
15 Stephen Jellis	7-14	3-8	1-1	2	9	12	2	18	2	1	0	0	29
20 Demetri Rivers	2-7	1-5	3-4	2	3	5	4	8	0	3	0	1	16
22 Jaylen Stowe	1-1	1-1	0-0	0	1	1	1	3	1	0	0	0	7
03 Tyre Moore	0-0	0-0	0-0	0	0	0	0	0	0	0	0	0	0
11 Jordan Strawberry	3-6	1-2	0-0	1	2	3	7	1	3	0	2	2	24
00 Cory Kilby	0-1	0-0	0-0	0	2	2	1	0	0	0	0	0	6
22 Ethan Stair	3-5	0-2	2-2	3	1	4	3	8	0	1	0	0	22
25 Lawrence Brown	1-3	0-0	0-0	3	1	4	0	2	0	1	0	0	10
32 James Bento	0-1	0-0	0-0	1	0	1	0	0	1	0	0	0	4
15 Andrew Fishler	0-0	0-0	0-0	0	1	1	0	0	0	0	0	0	2
Team				0	3	3							
Totals	26-65	8-24	11-18	17	33	50	22	71	12	14	3	3	200
FG % 1st Half: 13-31 41.9%	2nd Half: 13-34 38.2%	Game: 26-65 40.0%	Deadball										
3FG % 1st Half: 3-12 25.0%	2nd Half: 5-12 41.7%	Game: 8-24 33.3%	Rebounds										
FT % 1st Half: 2-4 50.0%	Game: 8-24 33.3%	Game: 11-18 61.1%											
Davidson 77 • 3-0													
Player	Total	3-Ptr	Rebounds		PF	TP	A	TO	BK	Stl	Min		
FG-FGA	FT-FTA	Off	Def	PF	TP	A	TO	BK	Stl	Min			
00 SULLIVAN, Brian	2-16	1-11	7-8	0	3	3	2	12	9	1	0	1	40
05 BARHAM, Jordan	7-19	0-2	5-8	7	4	11	3	19	1	0	0	1	35
15 MICHELSEN, Oskar	5-12	5-11	2-2	0	1	1	1	17	0	1	1	0	39
23 ALDRIDGE, Peyton	7-10	3-4	6-6	1	6	7	3	23	1	0	1	0	28
21 BELFORD, Jake	0-2	0-2	0-0	0	3	5	0	0	2	1	1	1	15
01 EKWU, Nathan	1-1	0-0	2-4	1	4	5	3	4	2	0	0	0	15
22 REIGEL, Rusty	0-1	0-1	0-0	0	2	2	0	0	0	0	0	0	10
00 MCALIFFE, Andrew	1-1	0-0	0-0	1	2	2	0	1	1	0	1	0	18
Team				1	2	3							
Totals	23-62	9-31	22-28	11	26	37	17	77	14	6	3	4	200
FG % 1st Half: 14-32 43.8%	2nd Half: 9-30 30.0%	Game: 23-62 37.1%	Deadball										
3FG % 1st Half: 6-17 35.3%	2nd Half: 3-14 21.4%	Game: 9-31 29.0%	Rebounds										
FT % 1st Half: 2-4 50.0%	2nd Half: 20-24 83.3%	Game: 22-28 78.6%											
Officials: Tim Comer, Tim Ebersole, Matt Potter													
Technical Fouls: Mercer-None, Davidson-None													
Attendance: 3861													
Score by Periods													
	1st	2nd	Total										
Mercer	31	40	71										
Davidson	36	41	77										
Last FG: Mercer 2nd-00:42, DAV 2nd-00:42													
Largest lead: Mercer by 4 1st-17:03, DAV by 16 2nd-12:49													
MER led for 04:58, DAV led for 31:22. Game was tied for 03:40.													
Score tied 3 Times.													

Last Time Out (vs. Charlotte; 11/26/16)

- Jordan Watkins led five Davidson players in double figures with a game-high 22 points and the Wildcats claimed the Hornets' Nest Trophy for the fourth straight season, with a 79-57 victory over cross-county rival Charlotte, Saturday afternoon at John M. Belk Arena.
- A junior from Charlotte, Watkins finished 7-of-9 from the floor and drilled six of Davidson's nine 3-pointers.
- Preseason all-conference selections Peyton Aldridge and Jack Gibbs scored 13 points each, Will Magarity recorded his first career double-double with 12 points and 10 rebounds and Jon Axel Gudmundsson added 11 points.
- Davidson (4-1), which held the 49ers to just 27.9 percent from the field, raced out to a 28-8 advantage before going to the half up, 43-28.
- The Wildcats began the second half on a 21-4 spurt to stretch the margin to as many as 32 with 10 minutes to play.

'Cats to Play in 2017 Diamond Head Classic

- The field is set for the 2017 Hawaiian Airlines Diamond Head Classic at the Stan Sheriff Center in Honolulu. The field for the eighth annual event – to be played Friday, Saturday and Monday, Dec. 22, 23 and 25, 2017 – includes Akron, Davidson, Miami, Middle Tennessee, New Mexico State, USC, Utah State and tournament host school Hawai'i.

A Looonng-Range Streak

- The Wildcats have canned at least one 3-point-er in 709 consecutive games.
- The last time the Wildcats failed to hit a three-pointer in a contest came on January 15, 1994, in a 65-63 victory at ETSU (0-for-0).

Wooden Award® Preseason Top 50

- Jack Gibbs has been named to the John R. Wooden Award® presented by Wendy's® Pre-season Top 50, as announced Nov. 15 on ESPN's SportsCenter and on ESPN.com.
- Chosen by a preseason poll of national college basketball experts, the list is comprised of 50 student-athletes, who are early front-runners for

college basketball's most prestigious individual honor.

- Gibbs has also been named to the Naismith, Bob Cousy and Lute Olson Award watch lists (*See Below*).

Conference Player of the Week

- In his career, Jack Gibbs has been named Player of the Week nine times, which is the second most in school history behind Stephen Curry.

Most Player of the Weeks in Davidson History

- Stephen Curry 16
- Jack Gibbs 9
- Jake Cohen 6
- Brendan Winters 5
- John Gerdy 5

Gibbs on Naismith Preseason Watch List

- Senior Jack Gibbs has been named to the James Naismith Trophy Preseason Watch List, as announced by the Atlanta Tipoff Club on Nov. 10, 2016.
- Gibbs is the first Wildcat named to the list since Stephen Curry in 2008-09.
- The mid-season list of 30 will be announced February 9, 2017.

Gibbs Named Cousy Award Candidate

- On Oct. 17, 2016, The Naismith Memorial Basketball Hall of Fame announced Monday that Davidson's Jack Gibbs is one of 20 candidates for the 2017 Bob Cousy Award, which is given annually to the top point guard in Division I men's college basketball.
- Gibbs is the first Davidson Wildcat named to the list since Jason Richards (2008) and Stephen Curry (2009) were recognized in consecutive years.

Olson Preseason Watch List

- For the second straight season Jack Gibbs has been named to the Lute Olson watch list.
- Named in honor of Hall of Fame coach Lute Olson, the award is presented annually to the nation's top Division I player who has played at least two seasons.

Elite Company

- With his 43-point performance against UMass (Jan. 16, 2016), Jack Gibbs joined Stephen Curry (6), John Gerdy (3) and Fred Hetzel (3) as the only Wildcats with at least three 40-point games.
- Curry (2,635 points), Gerdy (2,483) and Hetzel (2,032) are the only players in school history to score over 2,000 career points.

Gibbs and Curry

- Dating back to 1979, Jack Gibbs and Stephen Curry are the only Davidson players to score at least 40 points in a contest.
- Gibbs has accomplished the feat three times, while Curry reached the 40-point plateau 6 times (1 - 2007-08; 5 - 2008-09).
- In addition, Curry hit the 35-point plateau 13 times, while Gibbs has done it seven, including six times last season.

Roster Breakdown

- The 2016-17 men's basketball roster will feature four seniors, seven juniors (1 redshirt) and six freshmen (2 redshirt).
- 11 players hail from the United States.
- Davidson also has six players with international roots – Nathan Ekwu (Enugu, Nigeria), Manu Giamoukis (Thessaloniki, Greece), Jon

QUICK FACTS

GENERAL INFORMATION

Name of School	Davidson College
City / Zip	Davidson, N.C. 28035
Founded	1837
Enrollment	1,900
Nickname	Wildcats
Colors	Red and Black
Arena / Capacity	Belk Arena (5,295)
Press Row Phone	704-894-SCOR (7267)
Affiliation	NCAA Division I
Conference	Atlantic 10
President	Carol Quillen, Chicago '83
Ath. Director	Jim Murphy, Davidson '78

COACHING STAFF

Head Coach	Bob McKillop
Alma Mater	Hofstra '72
Record at Davidson (Years)	520-314 (27+)
Career Record	Same
Associate Head Coach	Matt McKillop
Assistant Coach	Ryan Mee
Assistant Coach	Will Reigel
Dir. of Operations	Nick Booker
Director of SA Development	Will Thoni
Strength Coach	Greg Honeychuck

HISTORY

First Year of Men's Basketball	1907-08
All-Time Record	1401-1183
NCAA Appearances (Last)	13 (2015)
NIT Appearances (Last)	7 (2016)
Postseason Appearances (Last)	21 (2016)

TEAM INFORMATION

2015-16 Overall Record	20-13
2015-16 A-10 Record	10-8 (6th)
Lettermen Returning / Lost	10 / 4
Starters Returning / Lost	4 / 1
Newcomers	7

SPORTS INFORMATION

Director (MBB Contact)	Joey Beeler
Office Phone	704-894-2217
Cell Phone	704-458-6198
Email	jobeeler@davidson.edu
Associate	Gavin McFarlin
Office Phone	704-894-2635
Email	gamcfarlin@davidson.edu
Assistant (Secondary)	Jake Brewer
Office Phone	704-894-2931
Email	jabrewer@davidson.edu
Assistant	Caitie Smith
Email	casmith@davidson.edu
Address	Box 7158 Davidson, NC 28035
Overnight	209 Ridge Road Davidson, NC 28035
Website	DavidsonWildcats.com
Twitter	@DavidsonMBB

Axel Gudmundsson (Grindavik, Iceland), Duran Kovacevic (Novi Sad, Serbia), Will Magarity (Stockholm, Sweden) and Oskar Michelsen (Helsinki, Finland).

- A total of 34 international players have come through the Davidson program since McKillop took over in 1989.

'Cats Picked 4th; Gibbs and Aldridge All-League

- Davidson was picked fourth in the 2016-17 Atlantic 10 Preseason Poll, while Jack Gibbs (1st Team) and Peyton Aldridge (3rd Team) were named preseason all-league.

2016-17 RECORD WHEN...

Winning the tip	2-0
Losing the tip	2-1
Leading at half	3-0
Trailing at half	1-1
Tied at half	0-0
DAV Shoots 50% + from field	0-0
DAV shoots between 40-49% from field	4-0
DAV shoots under 40% from field	0-1
Opp. shoots 50% + from field	0-1
Opp. shoots between 40-49% from field	0-0
Opp. shoots under 40% from field	4-0
DAV outrebounds opponent	2-1
Opponent outrebounds DAV	2-0
Tied in rebounds	0-0
DAV commits less than 15 turnovers	2-0
DAV commits less turnovers than opp.	1-0
Opp. commits less turnovers than DAV	3-1
DAV shoots 37% + from 3-pt line	1-0
DAV shoots under 37% from 3-pt line	3-1
DAV shoots 70% + from free-throw line	4-1
DAV shoots under 70% from free-throw line	0-0
DAV scores 100+	0-0
DAV scores 90-99	0-0
DAV scores 80-89	1-0
DAV scores 70-79	2-1
DAV scores 60-69	1-0
DAV scores 59 or less	0-0
Four or more 'Cats in double figures	1-1
In November	4-1
In December	0-0
In January	0-0
In February	0-0
In March	0-0
On Saturday	2-0
On Sunday	1-0
On Monday	0-0
On Tuesday	0-0
On Wednesday	0-0
On Thursday	0-1
On Friday	1-0
On TV	4-1
At Belk Arena	2-0
On Road	0-0
On Neutral Court	2-1
At Night	1-0
In afternoon	2-0
In morning	1-1
Games Decided by 5 or less	0-0
Games Decided by 6-10	1-0
Games Decided by 11 +	3-1
Overtime Games	0-0
vs. Ranked Teams	0-0
vs. ACC	0-1
vs. America East	0-0
vs. Atlantic 10	0-0
vs. Atlantic Sun	0-0
vs. Big 12	0-0
vs. CAA	0-0
vs. C-USA	1-0
vs. PAC 12	1-0
vs. SEC	1-0
vs. SoCon	0-0
vs. Sun Belt	1-0
Wearing White	1-1
Wearing Red	0-0
Wearing Black	2-0

• Dayton, which received 16 first-place votes and 374 total points, was tabbed preseason favorites by the league's head coaches and media. Rhode Island is predicted to finish second ahead VCU and the Wildcats.

Captains

• Peyton Aldridge, Jack Gibbs, Will Magarity and Rusty Reigel will serve as team captains for the 2016-17 season.

Belk Arena - Home Sweet Home

• Davidson has won 36 of 38 home games dating back to 2013-14 at Belk Arena.

• The building record is 26 consecutive wins (1/27/07 - 2/7/09).

• The program record for consecutive home wins is 59, a mark that was established from 1962-71 at Johnston Gymnasium, which is now the student center.

• After posting a 9-17 record in Belk Arena its first two seasons, Davidson has recorded a 278-60 mark there in the last 26 seasons, including two undefeated campaigns.

• Overall, Davidson boasts a 289-77 (.789) record in Belk Arena.

• Davidson's overall record at John M. Belk Arena since 2003:

Year	Won	Lost	Pct.
2003-04	13	0	1.000
2004-05	11	3	.786
2005-06	14	1	.933
2006-07	13	1	.928
2007-08	12	0	1.000
2008-09	12	3	.800
2009-10	10	4	.714
2010-11	10	3	.769
2011-12	13	2	.867
2012-13	12	1	.923
2013-14	8	4	.667
2014-15	14	1	.933
2015-16	15	1	.937
2016-17	2	0	1.000
Last 14 yrs.	159	24	.868
All-time	289	77	.789

Atlantic 10 Firsts

• On Jan. 3, 2015, Davidson played its first-ever Atlantic 10 contest against Richmond.

• The Wildcats defeated the Spiders 81-67 for their first A-10 victory.

• Davidson recorded its first-ever A-10 road win on Jan. 14, 2015 at UMass.

• With their win over Duquesne (3/7/15), the 'Catts captured their first-ever A-10 regular season title.

• Davidson's last-second win over La Salle in the 2015 quarterfinals was its first A-10 Tourney triumph.

Against Top-25 Foes

• With its win over No. 22/22 Dayton on Jan. 20, 2015, Davidson is 15-103 all-time against nationally-ranked teams.

• It was the Wildcats' first-ever win over a ranked team at Belk Arena.

• All-time against ranked foes, Davidson is 1-12 at home, 3-46 on the road, 11-45 at home and 3-9 in the NCAA Tournament.

Southern Conference Success

• Davidson, which joined the Atlantic 10 in July of 2014, won 28 of its last 29 Southern Conference games and 35 of 37 dating back to 2011-12.

• The Wildcats were 124-22 (.849) in their last 146 regular-season Southern Conference contests, dating back to 2006-07.

• Davidson also won 30 of its last 31 conference games at home dating back to 2010-11.

• In addition to winning 14 straight league games away from home, the Wildcats went 61-12 (.835) in their last 73 SoCon road games.

• Davidson had a 43-game conference win streak snapped at home against College of Charleston Feb. 7, 2009. It was one win away from tying the record held by West Virginia and 8th-longest in college basketball history.

• McKillop led the Wildcats to double-digit league wins 20 times, including the last 13 years.

• Davidson won 23 Southern Conference regular-season championships in school history.

2016-17 Preseason Notes

• The 2016-17 season marks the 109th in the history of Davidson men's basketball.

• The Wildcats, who were picked fourth in the Atlantic 10 Preseason Poll, return four starters from last year's team that finished 20-13 overall, 10-8 in the Atlantic 10 and advanced to the Postseason NIT.

• Head Coach Bob McKillop is in his 28th season at the helm.

• The 10-time Conference Coach of the Year has won more games in Davidson and league history than any other coach.

• Entering the 2016-17 campaign, his victory total ranks 24th on the NCAA's list of Division I winningest active coaches.

• McKillop also ranks sixth among active coaches on the NCAA's list of most seasons with their current school.

• Davidson is led by two-time all-conference performer Jack Gibbs, who ranked sixth nationally in scoring a year ago, averaging 23.7 points per game.

• Gibbs also ranked among league leaders in scoring (1st), assists (4th), steals (5th), 3-point field goals per game (T-6th) and free-throw percentage (7th).

• In 2015-16, Gibbs scored at least 40 points in a game three times, 35 or more seven times and hit the 30-point mark 10 times.

• The only player with more 40-point games in a season over the last six years is Jimmer Fredette (BYU; 2010-11).

• The Wildcats also welcome back junior Peyton Aldridge, who averaged 15.5 points and led the team in rebounding (6.5 rpg) and free-throw percentage (.847).

• Gibbs (first team) and Aldridge (third team) were selected preseason all-conference.

• Boston College transfer Will Magarity (R-Jr., 6-11, 240 lbs) will be eligible for the 2016-17 season.

• In addition, Dusan Kovacevic (R-Fr., 6-10, 245 lbs) and KiShawn Pritchett (R-Fr., 6-6, 230 lbs) return from season-ending injuries that were suffered prior to last season.

• The Wildcats also welcome freshmen Jon Axel Gudmundsson, Michael Brown, Cal Freundlich and Malcolm Wynter to this year's team.

• This year's roster features six international players.

• Four members of McKillop's staff are Davidson graduates.

• Davidson has advanced to postseason play 21 times (13 - NCAA, 7 - NIT, 1 - CBI) in school history.

• The Wildcats have advanced to postseason play six straight years and 11 of the last 12.

- ♦ Davidson has hit the 20-win plateau 14 times under Bob McKillop, including 10 of the last 12 seasons.
- ♦ In just two seasons in the Atlantic 10, the Wildcats are 24-12 against league competition.
- ♦ Davidson has finished with double-digit conference wins 22 times under McKillop.

Signature Wins Under McKillop

- Davidson has made a habit of being competitive against teams from BCS leagues. Below are some signature wins during the McKillop era.

02/01/92 - Davidson 66, Miami 62
 12/19/93 - Davidson 82, Clemson 79
 01/02/94 - Davidson 64, NC State 63
 11/27/95 - Davidson 84, Ole Miss 83 (ot)
 12/02/96 - Davidson 59, Ole Miss 56
 02/02/00 - Davidson 54, Wake Forest 49 (ot)
 11/20/01 - Davidson 58, North Carolina 54
 11/19/04 - Davidson 84, Missouri 81
 12/07/05 - Davidson 82, Missouri 73
 11/22/06 - Davidson 75, Arizona State 70
 03/21/08 - Davidson 82, Gonzaga 76
 03/23/08 - Davidson 74, Georgetown 70
 03/28/08 - Davidson 73, Wisconsin 56
 12/06/08 - Davidson 72, NC State 67
 12/09/08 - Davidson 68, W. Virginia 65
 03/17/09 - Davidson 70, S. Carolina 63
 12/19/11 - Davidson 80, Kansas 74
 11/22/12 - Davidson 75, Vanderbilt 62
 11/23/12 - Davidson 63, W. Virginia 60
 11/21/13 - Davidson 94, Georgia 82
 11/18/16 - Davidson 70, Missouri 55
 11/20/16 - Davidson 68, Arizona State 60

McKillop Magic

- Now in his 28th season, Bob McKillop is the sixth longest-tenured coach in the country. His 520 career victories rank him 24th on the NCAA's list of Division I winningest active coaches.
- Along with hitting the 20-win plateau 23 times in school history, Davidson has posted 20 wins in a season 14 times under McKillop, including 10 of the last 12 years.
- In addition, McKillop ranks sixth among active coaches on the NCAA's list of most seasons with their current school.

Longest-Tenured Head Coaches at Same School

Coach	School	Season
Jim Boeheim	Syracuse	41st
Mike Krzyzewski	Duke	37th
Greg Kampe	Oakland	33rd
Rick Byrd	Belmont	31st
Gregg Nibert*	Presbyterian	28th
Bob McKillop	Davidson	28th

*Began tenure a month earlier than McKillop

- McKillop picked up career win No. 500 in his 800th game coached, an 83-70 victory over Denison on November 28, 2015.
- He collected his 450th career win in Davidson's 86-59 triumph over Ga. Southern in the quarters of the 2013 Southern Conference Tourney March 9.
- Davidson's game at UNC Greensboro on Jan. 18, 2014 marked the 750th for McKillop.
- McKillop coached his 700th career collegiate contest at Milwaukee on November 17, 2012.
- McKillop recorded his 400th victory Feb. 26, 2011, in Belk Arena, a 78-67 win over UNCG.
- He coached in his 600th career collegiate contest at Saint Mary's (Calif.) March 23, 2009.
- He collected his 350th career victory against Samford Jan. 3, 2009, at Belk Arena, a 76-55

Davidson decision.

- McKillop logged his 200th career SoCon victory with a 79-56 win against Wofford Jan. 24, 2009, inside Belk Arena.
- All 93 of the seniors McKillop has coached have graduated.
- During a pregame ceremony celebrating Bob McKillop's 25th season on Feb. 1, 2014, Davidson College officials announced that the basketball court at the Baker Sports Complex has been named "McKillop Court."

A Family Affair

- Davidson basketball is truly a McKillop family affair.
- Bob and his wife, Cathy, live across the street from campus.
- All three children attended Davidson and daughter, Kerrin, married a Davidson graduate, Henry Heil, in August of 2008.
- Matt McKillop, who played for his father from 2002-06, has been an assistant coach since 2008. Matt married Davidson graduate Kelsey Linville, in July of 2013.
- Brendan McKillop earned four basketball letters at Davidson from 2007-11.
- Cathy helps out with the Fast Break Club and Bob's summer basketball camps.
- Kerrin and Henry have three children, Maggie, Claire and Jack, Bob and Cathy's grandchildren.

SUPERLATIVES

Double-Figure Scoring Games

Jack Gibbs	4/61
Peyton Aldridge	5/44
Oskar Michelsen	0/9
Nathan Ekwu	0/9
Jordan Watkins	2/7
Andrew McAuliffe	0/5
Rusty Reigel	1/4
Jon Axel Gudmundsson	3/3
Will Magarity	2/-

Double-Figure Rebounding Games

Peyton Aldridge	1/8
Jack Gibbs	0/2
Nathan Ekwu	0/3
Will Magarity	1/1

Double-Doubles

Peyton Aldridge	1/5
Jack Gibbs	0/3
Nathan Ekwu	0/1
Will Magarity	1/1

20 + Point Games

Jack Gibbs	2/27
Peyton Aldridge	3/14
Oskar Michelsen	0/1
Jordan Watkins	0/1

Games Leading Davidson in Points

Jack Gibbs	2/30
Peyton Aldridge	2/17
Oskar Michelsen	0/1
Jordan Watkins	1/2

Games Leading Davidson in Rebounds

Peyton Aldridge	3/26
Nathan Ekwu	1/14
Jack Gibbs	0/5
Rusty Reigel	1/3
Will Magarity	1/1
Andrew McAuliffe	0/3
Oskar Michelsen	0/1

Games Leading Davidson in Assists

Jack Gibbs	3/47
Rusty Reigel	1/3
Peyton Aldridge	0/2
Jon Axel Gudmundsson	1/1
Oskar Michelsen	0/1
Jordan Watkins	0/1

Season/Career

4/61
5/44
0/9
0/9
2/7
0/5
1/4
3/3
2/-

Davidson's Record

3-1/43-18
4-1/31-13
0-0/9-0
0-0/7-2
2-0/5-2
0-1/3-3
1-0/4-0
2-1/2-1
2-0/-

Season/Career

1/8
0/2
0/3
1/1

Record

1-0/6-2
0-0/2-0
0-0/3-0
1-0/1-0

Season/Career

1/5
0/3
0/1
1/1

Record

1-0/3-2
0-0/3-0
0-0/1-0
1-0/1-0

Season/Career

2/27
3/14
0/1
0/1

Record

2-0/19-8
2-1/11-3
0-0/1-0
0-0/0-1

Season/Career

2/30
2/17
0/1
1/2

Record

2-0/18-11
1-1/12-5
0-0/1-0
1-0/1-1

Season/Career

3/26
1/14
0/5
1/3
1/1
0/3
0/1

Record

2-1/16-10
1-0/10-4
0-0/4-1
1-0/3-0
1-0/1-0
0-0/1-2
0-0/1-0

Season/Career

3/47
1/3
0/2
1/1
0/1
0/1

Record

3-0/34-13
0-1/2-1
0-0/1-1
1-0/1-0
0-0/1-0
0-0/1-0

THE LAST TIME THE WILDCATS...

DAVIDSON INDIVIDUALS...

Scored 30 Points: (Home) - Peyton Aldridge (31) vs. Appalachian State, 11/12/16; (Belk Arena); **(Away)** - Peyton Aldridge (34) at Richmond, 1/25/16; **(Neutral)** - Stephen Curry (43) vs. Appalachian State, 3/7/09 (at The McKenzie Arena)

Scored 35 Points: (Home) - Jack Gibbs (35) vs. Saint Joseph's, 2/20/16; (Belk Arena); **(Away)** - Jack Gibbs (41) at Charlotte, 12/1/15; **(Neutral)** - Stephen Curry (43) vs. Appalachian State, 3/7/09 (at The McKenzie Arena)

Scored 40 Points: (Home) - Jack Gibbs (43) vs. UMass, 1/16/16; (Belk Arena); **(Away)** - Jack Gibbs (41) at Charlotte, 12/1/15; **(Neutral)** - Stephen Curry (43) vs. Appalachian State, 3/7/09 (at The McKenzie Arena)

Scored 20 Points in a Half: (Home) Jack Gibbs (25, 2nd) vs. VCU, 1/29/16; (Belk Arena); **(Away)** - Jack Gibbs (25, 1st) at Charlotte, 12/1/15; **(Neutral)** Stephen Curry (27, 2nd) vs. Appalachian State, 3/7/09 (McKenzie Arena)

Scored 20 Points in Both Halves: Stephen Curry (21, 1st, 23, 2nd) vs. NC State, 12/6/08

Scored 25 Points in a Half: Jack Gibbs (25, 2nd) vs. VCU, 1/29/16

Scored 30 Points in a Half: Stephen Curry (31, 2nd) vs. Chattanooga, 12/13/08

Three Players Scored 20 Points: Jack Gibbs (37), Brian Sullivan (22) and Jordan Barham (22) vs. Eastern Washington, 12/9/15

Had 15 Rebounds: Andrew Lovedale (15) at Georgia Southern, 1/17/09

Triple-Double: John Falconi vs. Loyola, 12/28/73, (17 pts, 12 reb, 11 asst)

Double-Double in Points and Assists: Jack Gibbs (21 pts, 10 asst) vs. Duquesne, 1/6/16

Two Players Had Double-Doubles: De'Mon Brooks (15 pts, 10 reb), Jake Cohen (12 pts, 11 reb) vs. Furman 2/20/13

Three Straight Double-Doubles: Peyton Aldridge, 15 pts, 10 reb at Dayton, 1/12/06; 14 pts, 12 reb vs. UMass, 1/16/16; 15 pts 10 reb vs. Loyola, 1/20/16

Five Scorers in Double-Figures: Jordan Watkins (22), Jack Gibbs (13), Peyton Aldridge (13), Will Magarity (12), Jon Axel Gudmundsson (11) vs. Charlotte, 11/26/16

Six Scorers in Double-Figures: Brian Sullivan (23), Peyton Aldridge (19), Tyler Kalinoski (16), Jordan Barham (12), Nathan Ekwu (11), Jordan Watkins (11) vs. Duquesne, 2/7/15

Five Starters in Double-Figures: Jake Cohen (11), Steve Rossiter (15), Brendan McKillop (15), JP Kuhlman (18), Will Archambault (13) at Georgia Southern, 1/23/10

A Player Scored 25 Points or More in 9 Straight Games: Stephen Curry; 40 vs Gonzaga, 3/21/08, 30 vs. Georgetown, 3/23/08, 33 vs. Wisconsin, 3/28/08, 25 vs. Kansas, 3/30/08, 29 vs. Guilford, 11/14/08, 33 vs. James Madison, 11/17/08, 44 at Oklahoma, 11/18/08, 30 vs. Winthrop, 11/21/08, 39 vs. Florida Atlantic, 11/24/08

A Player Scored 25 Points or More in 5 Straight Games: Stephen Curry; 26 vs. Western Carolina, 2/2/09, 29 at UNCG, 2/5/09, 25 vs. Coll. of Charleston, 2/7/09, 39 at Wofford, 2/12/09, 25 at Furman, 2/14/09

A Player Had 30 Points or More in Four Straight Games: Stephen Curry; 33 vs. James Madison, 11/17/08, 44 at Oklahoma, 11/18/08, 30 vs. Winthrop, 11/21/08, 39 vs. Florida Atlantic, 11/24/08

Led Davidson in Points, Rebounds, Assists and Steals: Jack Gibbs (18 pts, 8 reb, 6 asst, 4 stls) at VCU, 3/2/16

Led Davidson in Points, Rebounds and Assists: Jack Gibbs (18 pts, 8 reb, 6 asst) at VCU, 3/2/16

10 Assists: Jack Gibbs (10) vs. Duquesne, 1/6/15

15 Assists: Jason Richards (16) vs. Colby, 11/21/06

5 Steals: Jack Gibbs (6) vs. George Washington, 3/5/16

5 Blocked Shots: Jake Cohen (5) vs. Wofford, 12/8/12

Five players played 40 minutes in regulation game: Marvin Lively, Rod Owens, Pat Hickert, Ernie Reigel, John Gerdy vs. Wake Forest, 2/16/77

DAVIDSON TEAM...

Won an Overtime Game: 90-86 (OT) vs. St. Bonaventure, 3/11/16

Lost an Overtime Game: 99-97 (OT) vs. Western Carolina, 3/9/14

Played Two Overtimes: vs. Western Carolina, 3/5/12 (W, 93-91)

Played Three Overtimes: at East Tenn. St., 1/20/86 (L, 80-76)

Shot 60 Percent for a Half: 62.5 (1st, 15-24) vs. Saint Joseph's, 2/20/16

Shot 70 Percent for a Half: 72.7 (2nd, 16-22) vs. Morehead State, 12/23/15

Shot 50 Percent Both Halves: 56.2 (1st 18-32), 55.5 (2nd, 15-27) vs. George Washington, 3/5/16

Shot 50 Percent in 4 Consecutive Halves: 57.7 (1st), 50.0 (2nd), 53.8 vs. Richmond, 2/16/16; 62.5 (1st), 51.7 (2nd) vs. Saint Joseph's, 2/20/16

Shot 60 Percent Both Halves: 60.6 (1st 20-33), 62.5 (2nd, 20-32) at Duquesne, 3/7/15

Shot 60 Percent: 61.5 (40-65) at Duquesne, 3/7/15

Shot 50 Percent in Consecutive Games: 53.8 vs. Richmond, 2/16/16; 56.6 vs. Saint Joseph's, 2/20/16

Shot 50 Percent in 3 Straight Games: 57.1 at Western Carolina, 1/23/14; 50.9 vs. Georgia Southern, 1/25/14, 59.2 vs. Chattanooga, 1/30/14, 50.0 vs. The Citadel, 2/1/14

Shot Under 30 Percent in a Half: 29.4 (1st, 10-34) at California, 12/28/15

Shot Under 20 Percent in a Half: 16.2 (1st, 6-37) vs. UNCG, 3/4/11

Shot Under 30 Percent in Both Halves: 28.9 (1st), 29.7 (2nd) at Vanderbilt, 1/2/11

Shot Under 30 Percent: 24.0 (18-75) vs. UNCG, 3/4/11

Made 15 Three-Pointers: 15 (15-29) at Charlotte, 12/1/15

Shot 90 Percent Free Throws: 93.3% (14-15) vs. Charlotte, 11/26/16

Shot 100 Percent Free Throws: 100.0% (10-10) at VCU, 3/2/16

Shot Under 50 Percent Free Throws: 47.1 % (8-17) vs. New Mexico, 11/24/13

Attempted Less Than Five Free Throws: 3 (1-3) at Appalachian State, 1/12/09

Attempted 40+ Free Throws: 41 vs. Western Carolina, 3/9/14

Attempted 35+ Free Throws: 36 at Montana, 12/10/14

Made 30+ Free Throws: 34 at Montana, 12/10/14

Made 20+ Free Throws: 23 vs. Arizona State, 11/20/16

Scored 100 Points (Conference game): 107 at Duquesne, 12/1/15 (W 107-78)

Scored 100 Points (non-Conference game): 109 at Charlotte, 12/1/15 (W 109-74)

Scored 100 Points in a win: 109 at Charlotte, 12/1/15 (W 109-74)

Scored 100 Points in a loss: 109 vs. Central Conn. St., 11/23/90 (L 129-109)

Had Less Than 10 Turnovers: 3 vs. George Mason, 1/9/16

Had 50+ Rebounds: 53 vs. Charlotte, 11/26/16

Had 20+ Assists: 22 at Duquesne, 2/6/16

Had 25+ Assists: 35 at Duquesne, 3/7/15

Had 30+ Assists: 35 at Duquesne, 3/7/15

Had 10+ Steals: 11 at UMass, 1/14/15

Had 15+ Steals: 15 vs. Georgia Southern, 2/28/09

Had 20+ Steals: 25 vs. Guilford, 11/14/08

Had 5+ Blocks: 5 vs. VCU, 3/12/16

Had 10+ Blocks: 11 vs. Hofstra, 12/21/09

Failed to Make a 3-pointer: 0-for-0 vs. East Tennessee State, 1/15/94

OPPONENT INDIVIDUALS...

Scored 30 Points: Marcus Posley (32), Dion Wright (32), vs. St. Bonaventure, 3/11/16

Scored 35 Points: Ashton Moore (35), at The Citadel, 2/17/14

Scored 40 Points: Donald Sims (44) vs. Appalachian State, 1/9/10

Scored 20 Points in a Half: Ashton Moore (24, 2nd), at The Citadel, 2/17/14

Scored 20 Points in both Halves: Donald Sims (21, 1st; 23, 2nd) vs. Appalachian State, 1/9/10

Had 20 Points and 20 Rebounds in Same Game: Willis Hall (26 pts, 21 reb) vs. College of Charleston, 1/1/14

Three Players Had 20 Points: Kendall Anthony (25), TJ Cline (23), Terry Allen (21) at Richmond, 1/17/15

Five Players Had Double-Figure Points: Jaylen Adams (30), Marcus Posley (19), Denzel Gregg (13), Dion Wright (12), Derrick Woods (11) at St. Bonaventure, 1/2/15

Two Players Had Double-Figure Rebounds: Anthony Gill (13) and Darion Atkins (10) at Virginia, 12/30/14

Two Players Had Double-Doubles: Joseph Chartouny (24 pts, 13 ast) and Ryan Rhoomes (18 pts, 12 reb) at Fordham, 2/26/16

Double-Double in Points and Assists: Joseph Chartouny (24 pts, 13 ast) at Fordham, 2/26/16

Had 15 Rebounds: Dion Wright (15) vs. St. Bonaventure, 3/11/16

Had 10 Assists: Ben Drayton (10) vs. Georgia Southern, 2/16/11

Led the Team in Scoring, Rebounds and Assists: Jaylen Adams (30 pts, 6 reb, 4 ast) at St. Bonaventure, 1/2/16

Had 5 Blocked Shots: Hassan Martin (5) at Rhode Island, 2/25/15

Had 5 Steals: J.P. Tokoto (5) at North Carolina, 12/21/13

OPPONENT TEAM...

Shot 60 Percent: 61.1 (33-54) vs. Clemson, 11/22/13

Shot Under 30 Percent: 27.9 (19-68) vs. Charlotte, 11/26/16

Shot Under 35 Percent: 27.9 (19-68) vs. Charlotte, 11/26/16

Shot 50 Percent in Both Halves: 57.6 (1st), 54.5 (2nd) vs. Saint Joseph's, 2/20/16

Shot 60 Percent in Both Halves: 60.7 (1st), 61.5 (2nd) vs. Clemson, 11/22/13

Shot 60 Percent for a Half: 66.7 (2nd), at Fordham, 2/26/16

Shot 70 Percent for a Half: 71.4 (1st) at Duke, 11/8/13

Shot Under 20 Percent in a Half: 18.2, 1st (4-22) vs. Furman, 2/20/13

Shot Under 25 Percent in a Half: 18.2, 1st (4-22) vs. Furman, 2/20/13

Shot Under 30 Percent in a Half: 27.3 (1st); 28.6 (2nd) vs. Charlotte, 11/26/16

Shot Under 50 Percent Free Throws: 25.0 (4-16) vs. Campbell, 11/18/14

Attempted 50 Free Throws: 54 at Gonzaga, 12/12/09

Attempted 40 Free Throws: 41 at Wichita State, 12/29/13

Failed to Make a Free Throw: 0-1 vs. Wofford, 2/6/12

Made 40+ Free Throws: 41 at Gonzaga, 12/12/09

Made 30+ Free Throws: 38 at New Mexico, 11/12/12

Shot 90 Percent Free Throws: 90.9 (10-11) vs. Fordham, 2/21/15

Scored 100 Points: 111 at Duke, 11/8/13

Made 10 Three-Pointers: 10 vs. VCU, 3/12/16

Made 15 Three-Pointers: 15 vs. Denison, 11/28/15

Had 5+ Blocks Shots: 8 vs. vs. St. Bonaventure, 3/11/16

Had 50+ Rebounds: 51 vs. College of Charleston, 2/7/09

Had 10+ Steals: 10, vs. La Salle, 2/10/16

Failed to Make a 3-Pointer: 0-15 at Richmond, 1/25/16

**NUMERICAL**

NO.	NAME	POS.	HT.	WT.	CL.	HOMETOWN/PREVIOUS SCHOOL
0	Dusan Kovacevic	F	6-10	245	R-Fr.	Novi Sad, Serbia / Rabun Gap Nacoochee
1	Nathan Ekwu**	F	6-7	235	Jr.	Enugu, Nigeria / Cardinal Hayes
2	Jordan Watkins**	G	6-1	165	Jr.	Charlotte, N.C. / Providence Day
3	Jon Axel Gudmundsson	G	6-4	190	Fr.	Grindavik, Iceland / Fjölbrautaskóli Suðurnesja
4	Cal Freundlich	G	6-2	160	Fr.	New York, N.Y. / Friends Seminary
5	Malcolm Wynter	G	5-10	150	Fr.	Greenlawn, N.Y. / Harborfields
12	Jack Gibbs***	G	6-0	195	Sr.	Westerville, Ohio / Westerville North
13	Kamau Faines**	G	6-2	200	Jr.	Chicago, Ill. / Walter Payton
14	Michael Brown	G	5-10	165	Fr.	Gainesville, Fla. / Saint Francis Catholic
15	Oskar Michelsen**	F	6-9	225	Jr.	Helsinki, Finland / Makelanrinne Sports High
20	KiShawn Pritchett	G	6-6	230	R-Fr.	Mooresville, N.C. / Lake Norman
22	Will Magarity	F	6-11	240	R-Jr.	Stockholm, Sweden / Boston College
23	Peyton Aldridge**	F	6-8	225	Jr.	Leavittsburg, Ohio / Labrae
31	Manu Giamoukis***	G	6-1	200	Sr.	Thessaloniki, Greece / Anatolia College
32	Rusty Reigel**	G	6-2	205	Jr.	Charlotte, N.C. / Charlotte Latin
34	Connor Perkey***	F	6-8	215	Sr.	Atlanta, Ga. / Pace Academy
40	Andrew McAuliffe***	F	6-8	260	Sr.	Northbrook, Ill. / Glenbrook North

ALPHABETICAL


NO.	NAME	POS.	HT.	WT.	CL.	HOMETOWN/PREVIOUS SCHOOL
23	Peyton Aldridge**	F	6-8	225	Jr.	Leavittsburg, Ohio / Labrae
14	Michael Brown	G	5-10	165	Fr.	Gainesville, Fla. / Saint Francis Catholic
1	Nathan Ekwu**	F	6-7	235	Jr.	Enugu, Nigeria / Cardinal Hayes
13	Kamau Faines**	G	6-2	200	Jr.	Chicago, Ill. / Walter Payton
4	Cal Freundlich	G	6-2	160	Fr.	New York, N.Y. / Friends Seminary
31	Manu Giamoukis***	G	6-1	200	Sr.	Thessaloniki, Greece / Anatolia College
12	Jack Gibbs***	G	6-0	195	Sr.	Westerville, Ohio / Westerville North
3	Jon Axel Gudmundsson	G	6-4	190	Fr.	Grindavik, Iceland / Fjölbrautaskóli Suðurnesja
0	Dusan Kovacevic	F	6-10	245	R-Fr.	Novi Sad, Serbia / Rabun Gap Nacoochee
22	Will Magarity	F	6-11	240	R-Jr.	Stockholm, Sweden / Boston College
40	Andrew McAuliffe***	F	6-8	260	Sr.	Northbrook, Ill. / Glenbrook North
15	Oskar Michelsen**	F	6-9	225	Jr.	Helsinki, Finland / Makelanrinne Sports High
34	Connor Perkey***	F	6-8	215	Sr.	Atlanta, Ga. / Pace Academy
20	KiShawn Pritchett	G	6-6	230	R-Fr.	Mooresville, N.C. / Lake Norman
32	Rusty Reigel**	G	6-2	205	Jr.	Charlotte, N.C. / Charlotte Latin
2	Jordan Watkins**	G	6-1	165	Jr.	Charlotte, N.C. / Providence Day
5	Malcolm Wynter	G	5-10	150	Fr.	Greenlawn, N.Y. / Harborfields

Each asterisk () indicates a Davidson letter earned

Head Coach: Bob McKillop (Hofstra '72), 28th season
Associate Head Coach: Matt McKillop (Davidson '06), 9th season
Assistant Coach: Ryan Mee (Rochester '05), 5th season
Assistant Coach: Will Reigel (Davidson '12), 3rd Season
Director of Operations: Nick Booker (Davidson '04), 1st Season
Director of SA Development: Will Thoni (Davidson '14), 3rd Season
Athletic Trainer: Chris Hagemann (Ithaca College '04), 5th Season

PRONUNCIATION GUIDE

0	Dusan Kovacevic	DO-sahn Ko-va-cho-vich
1	Nathan Ekwu	eck-WOO
4	Cal Freundlich	froin-lick
13	Kamau Faines	Kuh-mal
31	Manu Giamoukis	Ya-MOO-kiss
32	Rusty Reigel	ree-gull
40	Andrew McAuliffe	mih-CALL-lif



BOB MCKILLOP

28TH SEASON
HOFSTRA, 1972
OVERALL: 520-314

COACHING HONORS

2008 NABC National Coach of the Year
 2008 Coach Clair Bee Award
 10-Time Conference Coach of the Year
 2007 & 2008 Hugh Durham Award Finalist

CONFERENCE CHAMPIONSHIPS

1996 SOUTHERN CONFERENCE
 North Division Regular Season

1997 SOUTHERN CONFERENCE
 North Division Regular Season

1998 SOUTHERN CONFERENCE
 North Division Regular Season
 Southern Conference Tournament

2002 SOUTHERN CONFERENCE
 North Division Regular Season
 Southern Conference Tournament

2003 SOUTHERN CONFERENCE
 North Division Regular Season

2004 SOUTHERN CONFERENCE
 South Division Regular Season

2005 SOUTHERN CONFERENCE
 South Division Regular Season

2006 SOUTHERN CONFERENCE
 Southern Conference Tournament

2007 SOUTHERN CONFERENCE
 South Division Regular Season
 Southern Conference Tournament

2008 SOUTHERN CONFERENCE
 South Division Regular Season
 Southern Conference Tournament
 NCAA Tournament Regional Finalist

2009 SOUTHERN CONFERENCE
 South Division Regular Season

2012 SOUTHERN CONFERENCE
 South Division Regular Season
 Southern Conference Tournament

2013 SOUTHERN CONFERENCE
 South Division Regular Season
 Southern Conference Tournament

2014 SOUTHERN CONFERENCE
 Regular Season

2015 ATLANTIC 10 CONFERENCE
 Regular Season

Bob McKillop is in his 28th season as the head coach of the Davidson Wildcats.

Picked to finish 12th in the preseason poll, McKillop led the Wildcats to the 2015 Atlantic 10 Regular Season Title in their first season, earning him his 10th (9 - SoCon, 1 A-10) conference coach of the year honor.

In two seasons in the Atlantic 10, the Wildcats have totaled 24 wins, while reaching the tournament semifinals both years.

The 2007-08 NABC National Coach of the Year led Davidson to the 2008 NCAA Tournament Midwest Regional Championship game with victories over Gonzaga, Georgetown and Wisconsin. The Wildcats' unbelievable run ended with a two-point loss to eventual champion Kansas, and Davidson finished the campaign with a final ranking of ninth in the ESPN/USA Today Poll.

To go along with tying the school's single-season record for wins with 29, McKillop and the Wildcats strung together 25 consecutive victories, the longest streak in the nation, before falling to the Jayhawks on the doorstep of the Final Four.

Five of the last 10 campaigns have seen the Wildcats collect 25 or more victories, including a 25-8 mark in 2011-12 and 26-8 record in 2012-13.

The Wildcats' 2016 NIT appearance marks the 15th postseason berth under McKillop — the NCAA Tournament in 1998, 2002, 2006-08, 2012, 2013, 2015 and the NIT in 1994, 1996, 2005, 2009, 2014 and 2016. McKillop-coached teams have now reached the 20-win plateau 14 times, and six have won 25 or more games.

The 10-time Conference Coach of the Year has won more games in Davidson and league history than any other coach thanks to an all-time mark of 520-314. Entering the 2016-17 campaign, his victory total ranked 24th on the NCAA's list of Division I winningest active coaches. McKillop also ranks

sixth among active coaches on the NCAA's list of most seasons with their current school and is one of six on that list who has spent their entire careers at that school.

McKillop's teams have been successful off the court as well. He has had a perfect Academic Progress Rate of 1,000 each year since the NCAA began tracking it in 2003, and all 90 of his seniors have graduated. During his 26 years coaching against league competition, he has guided the Wildcats to at least 10 wins in conference play 22 times.

The Wildcats went undefeated in the SoCon with a 20-0 record in 2007-08, the third time Davidson accomplished the feat under McKillop (14-0, 1995-96; 16-0, 2004-05). Davidson had a 43-game conference win streak from 2007-09. It was one away from tying the SoCon record and the eighth longest in college basketball history.

A 1972 graduate of Hofstra, McKillop guided the Wildcats to 13 SoCon divisional titles, including 10 of the last 13 they were in the league.

Fifty-three of his players have gone on to play professionally, including Stephen Curry, the seventh pick in the 2009 NBA draft, who led the Golden State Warriors to the 2015 NBA Championship while earning back-to-back NBA MVP honors.

An inductee into the Hofstra Basketball and NYC Basketball Hall of Fame, McKillop was signed and then cut by the Philadelphia 76ers before beginning his coaching career at Holy Trinity HS.

A native of Queens, N.Y., McKillop and his wife Cathy have three children — Kerrin, a 2002 Davidson graduate, Matt, a member of the 2006 NCAA Tournament team and 2006 graduate, and Brendan, a member of the 2008 Elite Eight team and a 2011 graduate. The McKillop's have three grandchildren, Maggie, Claire and Jack.

MCKILLOP'S COACHING RECORDS

YEAR	SCHOOL	OVERALL			CONFERENCE			CONFERENCE FINISH
		W	L	PCT.	W	L	PCT.	
1973-78	Holy Trinity H.S.	86	25	.775				
1979-89	Long Island Lutheran	182	51	.781				
1989-90	Davidson	4	24	.143				Independent
1990-91	Davidson	10	19	.345	6	8	.429	4th (Big South)
1991-92	Davidson	11	17	.393	6	8	.429	6th (Big South)
1992-93	Davidson	14	14	.500	10	8	.556	5th
1993-94	Davidson	22	8	.733	13	5	.722	T-2nd
1994-95	Davidson	14	13	.519	7	7	.500	3rd North Division
1995-96	Davidson	25	5	.833	14	0	1.000	1st North Division
1996-97	Davidson	18	10	.643	10	4	.714	T-1st North Division
1997-98	Davidson	20	10	.667	13	2	.867	T-1st North Division
1998-99	Davidson	16	11	.593	11	5	.688	2nd North Division
1999-00	Davidson	15	13	.536	10	6	.625	2nd North Division
2000-01	Davidson	15	17	.469	7	9	.438	4th North Division
2001-02	Davidson	21	10	.677	11	5	.688	T-1st North Division
2002-03	Davidson	17	10	.630	11	5	.688	T-1st North Division
2003-04	Davidson	17	12	.586	11	5	.688	T-1st South Division
2004-05	Davidson	23	9	.719	16	0	1.000	1st South Division
2005-06	Davidson	20	11	.645	10	5	.666	2nd South Division
2006-07	Davidson	29	5	.853	17	1	.944	1st South Division
2007-08	Davidson	29	7	.806	20	0	1.000	1st South Division
2008-09	Davidson	27	8	.771	18	2	.900	1st South Division
2009-10	Davidson	16	15	.516	11	7	.611	3rd South Division
2010-11	Davidson	18	15	.545	10	8	.556	4th South Division
2011-12	Davidson	25	8	.757	16	2	.888	1st South Division
2012-13	Davidson	26	8	.764	17	1	.944	1st South Division
2013-14	Davidson	20	13	.606	15	1	.937	1st
2014-15	Davidson	24	8	.750	14	4	.778	1st (Atlantic 10)
2015-16	Davidson	20	13	.625	10	8	.555	6th
2016-17	Davidson	4	1	.800	0	0	.000	
DAVIDSON		520	314	.623	314	115	.731	
HIGH SCHOOL		268	76	.779				

NCAA Tournament — 1998, 2002, 2006, 2007, 2008, 2012, 2013, 2015

NIT — 1994, 1996, 2005, 2009, 2014, 2016 / CBI — 2011

* Davidson competed in the Big South in 1990-91 and 1991-92

GAME #1 DAVIDSON 86 - APPALACHIAN STATE 74

Official Basketball Box Score -- Game Totals -- Final Statistics
Appalachian State vs Davidson
11/12/16 8:00 PM at Davidson, N.C. -- John M. Belk Arena

Appalachian State 74 • 0-1

#	Player		Total		3-Ptr		Rebounds			PF	TP	A TO Blk Stl				Min
			FG-FGA	FG-FGA	FT-FTA	Off	Def	Tot								
05	Griffin Kinney	f	4-6	0-0	2-4	4	4	8	3	10	2	2	1	1	28	
32	Tyrell Johnson	f	4-7	1-2	1-2	0	2	2	4	10	1	3	0	1	14	
01	Kelvin Robinson	g	3-5	1-2	2-2	0	1	1	4	9	3	2	0	0	18	
02	Ronshad Shabazz	g	4-13	2-5	1-2	0	3	3	4	11	0	2	0	1	22	
11	Emarius Logan	g	1-9	0-2	6-6	0	1	1	1	8	2	2	0	1	35	
00	Isaac Johnson	g	0-0	0-0	0-0	1	2	3	3	0	0	0	0	0	12	
10	Patrick Good	g	2-6	2-5	1-2	1	3	4	2	7	0	1	0	1	19	
14	Bennett Holley	g	0-1	0-1	0-0	1	0	1	1	0	0	0	0	0	2	
15	Jake Wilson	g	2-3	0-0	2-6	2	2	4	1	6	0	1	4	0	12	
22	Matt O'Boyle	g	0-0	0-0	0-0	0	0	0	0	0	0	0	0	0	3	
24	Craig Hinton	g	1-2	0-1	0-0	0	2	2	2	2	0	1	0	0	12	
25	Jake Babic	g	2-7	1-4	6-6	2	3	5	0	11	2	0	0	1	23	
Team						2	3	5								
Totals			23-59	7-22	21-30	13	26	39	25	74	10	14	5	6	200	
FG % 1st Half: 10-31			32.3%	2nd half: 13-28		46.4%	Game: 23-59		39.0%							Deadball Rebounds 6
3FG % 1st Half: 4-12			33.3%	2nd half: 3-10		30.0%	Game: 7-22		31.8%							
FT % 1st Half: 13-18			72.2%	2nd half: 8-12		66.7%	Game: 21-30		70.0%							

Davidson 86 • 1-0

#	Player		Total		3-Ptr		Rebounds			PF	TP	A TO Blk Stl				Min
			FG-FGA	FG-FGA	FT-FTA	Off	Def	Tot								
22	MAGARITY, Will	f	2-5	1-3	1-2	0	1	1	5	6	1	0	0	0	13	
23	ALDRIDGE, Peyton	f	11-18	4-6	5-6	1	6	7	2	31	2	0	1	0	40	
03	WATKINS, Jordan	g	1-6	0-3	2-2	0	3	3	4	2	0	0	0	2	23	
02	GUDMUNDSSON, Jon A	g	3-6	1-3	4-4	1	2	3	5	11	5	2	0	0	24	
32	REIGEL, Rusty	g	4-5	2-3	3-5	2	6	8	4	13	4	2	0	3	35	
00	KOVACEVIC, Dusan		3-5	0-0	0-0	1	2	3	2	6	1	2	0	0	11	
01	EKWU, Nathan		3-9	0-0	0-1	3	5	8	3	6	0	4	0	0	19	
15	MICHELSSEN, Oskar		1-4	1-2	0-0	1	0	1	1	3	1	1	0	0	13	
20	PRITCHETT, KiShawn		2-5	0-2	2-3	3	1	4	1	6	1	0	0	0	20	
40	MCAULIFFE, Andrew		0-0	0-0	0-0	0	0	0	0	0	0	0	1	0	2	
Team						0	0	0								
Totals				30-63	9-22	17-23	12	26	38	26	86	17	11	2	5	200
FG % 1st Half: 13-28			46.4%	2nd half: 17-35		48.6%	Game: 30-63		47.6%							Deadball
3FG % 1st Half: 3-10			30.0%	2nd half: 6-12		50.0%	Game: 9-22		40.9%							Rebounds
FT % 1st Half: 4-7			57.1%	2nd half: 13-16		81.3%	Game: 17-23		73.9%							1

Officials: Raymond Styons, Raymond Natili, Jeff Pon
Technical fouls: Appalachian State-None. Davidson-None.
Attendance: 4598

Score by periods	1st	2nd	Total
Appalachian State	37	37	74
Davidson	33	53	86

Last FG - APP 2nd-02:22, DAV 2nd-00:18.
Largest lead - APP by 9 1st-09:15, DAV by 12 2nd-00:18.
APP led for 25:21. DAV led for 10:37. Game was tied for 04:02.

Score tied - 11 times.
Lead changed - 16 times.

GAME #2 CLEMSON 95 - DAVIDSON 78

Official Basketball Box Score -- Game Totals -- Final Statistics
Clemson vs Davidson
11/17/16 11:00 AM ET at Orlando, Fla. (HP Field House)

Clemson 95 • 2-0

#	Player		Total		3-Ptr		Rebounds			PF	TP	A TO Blk Stl				Min
			FG-FGA	FG-FGA	FT-FTA	Off	Def	Tot								
05	BLOSSOMGAME, Jaron	f	6-16	1-4	4-5	2	4	6	3	17	2	0	1	1	34	
15	GRANTHAM, Donte	f	5-8	2-5	0-0	1	7	8	1	12	4	3	1	2	36	
50	DJITTE, Sidy	c	2-3	0-0	8-12	3	3	6	4	12	1	2	2	1	23	
10	DeVOE, Gabe	g	6-8	2-4	2-2	0	1	1	1	16	4	1	0	3	34	
12	HOLMES, Avry	g	6-12	4-7	6-7	1	5	6	3	22	3	1	0	2	37	
00	ROBERTIN, Legend		2-2	0-0	1-1	1	0	1	2	5	0	1	0	0	6	
02	REED, Marquise		2-5	0-1	5-5	0	0	0	4	9	2	0	0	0	16	
03	DAVIS, Lyles		0-0	0-0	0-0	0	0	0	0	0	0	0	0	0	1	
22	SPENCER, Scott		1-4	0-1	0-0	0	2	2	1	2	0	0	0	0	12	
44	McGILLAN, Riley		0-0	0-0	0-0	0	0	0	0	0	0	0	0	0	1	
Team						1	1	2								
Totals				30-58	9-22	26-32	9	23	32	19	95	16	8	4	9	200
FG % 1st Half: 14-30			46.7%	2nd half: 16-28		57.1%	Game: 30-58		51.7%							Deadball
3FG % 1st Half: 4-11			36.4%	2nd half: 5-11		45.5%	Game: 9-22		40.9%							Rebounds
FT % 1st Half: 15-17			88.2%	2nd half: 11-15		73.3%	Game: 26-32		81.3%							3

Davidson 78 • 1-1

#	Player		Total		3-Ptr		Rebounds			PF	TP	A TO Blk Stl				Min	
			FG-FGA	FG-FGA	FT-FTA	Off	Def	Tot	A			TO	Blk	Stl			
22	MAGARITY, Will	f	2-5	0-2	2-2	3	1	4	4	6	1	1	0	0	17		
23	ALDRIDGE, Peyton	f	7-16	2-8	6-8	2	6	8	2	22	1	2	0	0	34		
03	GUDMUNDSSON, Jon A	g	4-8	2-6	1-1	4	3	7	0	11	1	1	0	1	34		
12	GIBBS, Jack	g	7-18	2-6	2-2	1	2	3	5	18	4	4	0	1	28		
32	REIGEL, Rusty	g	2-6	0-4	2-2	2	1	3	4	6	5	2	0	0	19		
00	KOVACEVIC, Dusan		1-4	1-3	0-0	2	3	5	1	3	1	0	0	1	16		
01	EKWU, Nathan		0-0	0-0	0-0	1	0	1	5	0	0	2	2	0	8		
02	WATKINS, Jordan		4-8	4-8	0-0	1	2	3	2	12	4	1	0	0	30		
15	MICHELSSEN, Oskar		0-3	0-3	0-0	0	0	0	0	0	1	0	0	0	7		
20	PRITCHETT, KiShawn		0-0	0-0	0-0	0	0	0	0	0	0	2	0	0	1		
40	MCAULIFFE, Andrew		0-0	0-0	0-1	2	1	3	2	0	1	1	0	0	6		
Team						2	3	5									
Totals				27-68	11-40	13-16	20	22	42	25	78	19	16	2	3	200	
FG % 1st Half: 12-33			36.4%	2nd half: 15-35			42.9%	Game: 27-68			39.7%						Deadball
3FG % 1st Half: 6-23			26.1%	2nd half: 5-17			29.4%	Game: 11-40			27.5%						Rebounds
FT % 1st Half: 4-5			80.0%	2nd half: 9-11			81.8%	Game: 13-16			81.3%						1

Officials: Kelly Self, Don Daily, Bret Smith
Technical fouls: Clemson-TEAM. Davidson-None.
Attendance:
Game 1 of the Tire Pros Invitational

Score by periods	1st	2nd	Total
Clemson	47	48	95
Davidson	34	44	78

Last FG - CU 2nd-00:35, DAV 2nd-00:18.
Largest lead - CU by 21 2nd-13:08, DAV by 6 1st-17:51.
CU led for 33:06. DAV led for 04:36. Game was tied for 01:51.

Score tied - 4 times.
Lead changed - 4 times.

GAME #3 DAVIDSON 70 - MISSOURI 55

Official Basketball Box Score -- Game Totals -- Final Statistics
Davidson vs Missouri
11/18/16 11:30 AM ET at Orlando, Fla. (HP Field House)

Davidson 70 • 2-1

#	Player		Total		3-Ptr		Rebounds			PF	TP	A TO Blk Stl				Min													
			FG-FGA	FG-FGA	FT-FTA	Off	Def	Tot																					
22	MAGARITY, Will	f	3-10	0-5	0-0	0	4	4	5	6	3	5	2	0	25														
23	ALDRIDGE, Peyton	f	8-13	3-5	2-4	1	6	7	0	21	1	3	1	0	37														
03	GUDMUNDSSON, Jon A	g	2-5	2-5	1-2	1	2	3	2	7	2	2	0	3	26														
12	GIBBS, Jack	g	7-16	3-9	8-9	1	2	3	2	25	4	4	0	2	34														
32	REIGEL, Rusty	g	0-3	0-3	0-0	0	6	6	1	0	2	0	1	0	37														
00	KOVACEVIC, Dusan	g	0-0	0-0	0-0	0	1	1	4	0	0	1	0	0	5														
01	EKWU, Nathan	g	1-1	0-0	1-1	0	3	3	3	3	1	0	0	1	10														
02	WATKINS, Jordan	g	3-5	2-3	0-0	1	3	4	2	8	1	1	0	0	23														
13	FAINES, Kamau	g	0-0	0-0	0-0	0	0	0	0	0	0	0	0	0	0+														
31	GEIMOUKIS, Manu	g	0-0	0-0	0-0	0	0	0	0	0	0	0	0	0	0+														
40	MCAULIFFE, Andrew	g	0-1	0-0	0-0	0	0	0	0	0	0	0	1	0	3														
Team						2	3	5																					
Totals				24-54	10-30	12-16	6	30	36	19	70	14	16	5	6	200													
FG % 1st Half: 14-33			42.4%	2nd half: 10-21		47.6%	Game: 24-54		44.4%	3FG % 1st Half: 6-18		33.3%	2nd half: 4-12		33.3%	Game: 10-30		33.3%	FT % 1st Half: 3-4		75.0%	2nd half: 9-12		75.0%	Game: 12-16		75.0%	Deadball Rebounds 2,1	

GAME #5
DAVIDSON 79 - CHARLOTTE 57

Official Basketball Box Score -- Game Totals -- Final Statistics
Charlotte vs Davidson
11/26/16 4:00 PM at Davidson, N.C. -- John M. Belk Arena

Charlotte 57 • 3-2

#	Player	Total		3-Ptr	Rebounds			PF	TP	A	TO	Blk	Stl	Min
		FG-FGA	FG-FGA	FT-FTA	Off	Def	Tot							
01	OGBUEZE, Braxton	* 2-16	2-5	2-2	2	1	3	1	8	0	1	0	2	28
02	WHITE, Andrien	* 3-8	3-6	1-2	1	5	6	0	10	1	2	0	2	23
03	DAVIS, Jon	* 5-12	0-1	1-4	1	3	4	0	11	1	2	1	1	32
14	WASHINGTON, JC	* 2-6	0-1	0-0	1	7	8	1	4	1	1	2	0	21
15	VANHOOK, Anthony	* 2-7	0-0	2-2	2	1	3	4	6	1	1	0	1	18
00	GARVIN, Najee	4-9	0-0	4-4	1	3	4	1	12	0	1	0	0	22
11	JACKSON, Quentin	0-6	0-1	2-2	0	0	0	2	2	1	0	0	0	17
12	BERGANG, Lukas	0-0	0-0	2-2	0	0	0	2	2	0	0	2	0	9
21	PRICE, Hudson	1-4	0-3	0-0	1	1	2	3	2	1	0	0	1	25
25	AUBE, Reid	0-0	0-0	0-0	0	2	2	1	0	0	0	0	0	5
Team					3	3	6	1						
Totals		19-68	5-17	14-18	12	26	38	15	57	6	8	5	7	200
FG % 1st Half: 9-33 27.3% 2nd half: 10-35 28.6% Game: 19-68 27.9% Deadball														
3FG % 1st Half: 1-8 12.5% 2nd half: 4-9 44.4% Game: 5-17 29.4% Rebounds														
FT % 1st Half: 9-9 100.0 2nd half: 5-9 55.6% Game: 14-18 77.8% 1														

Davidson 79 • 4-1

#	Player	Total		3-Ptr	Rebounds			PF	TP	A	TO	Blk	Stl	Min
		FG-FGA	FG-FGA	FT-FTA	Off	Def	Tot							
03	GUDMUNDSSON, Jon Ax.	* 5-11	1-5	0-0	1	4	5	2	11	3	0	0	0	24
12	GIBBS, Jack	* 3-10	1-5	6-6	0	3	3	1	13	5	6	0	0	25
22	MAGARITY, Will	* 5-7	1-3	1-2	1	9	10	0	12	1	1	0	0	21
23	ALDRIDGE, Peyton	* 5-11	0-1	3-3	2	3	5	0	13	3	2	1	0	28
32	REIGEL, Rusty	* 0-3	0-1	0-0	1	4	5	0	0	3	0	0	1	27
00	KOVACEVIC, Dusan	1-7	0-0	0-0	1	3	4	4	2	0	1	0	0	13
01	EKWU, Nathan	1-4	0-0	2-2	2	5	7	2	4	2	0	1	0	17
02	WATKINS, Jordan	7-9	6-8	2-2	1	2	3	3	22	0	1	0	1	27
04	FREUNDLICH, Cal	0-0	0-0	0-0	0	0	0	0	0	0	0	0	0	0+
05	WYNTER, Malcolm	0-0	0-0	0-0	0	0	0	0	0	0	0	0	0	0+
13	FAINES, Kamau	0-0	0-0	0-0	0	0	0	0	0	0	0	0	0	2
14	BROWN, Michael	0-0	0-0	0-0	0	0	0	0	0	0	0	0	0	0+
15	MICHELSSEN, Oskar	1-3	0-2	0-0	1	2	3	2	2	1	0	0	0	11
20	PRITCHETT, KIShawn	0-1	0-1	0-0	0	0	0	1	0	0	0	0	0	3
31	GIAMOUKIS, Manu	0-1	0-1	0-0	0	0	0	1	0	0	0	0	0	2
Team					3	5	8			1				
Totals		28-67	9-27	14-15	13	40	53	16	79	18	12	2	2	200
FG % 1st Half: 14-33 42.4% 2nd half: 14-34 41.2% Game: 28-67 41.8% Deadball														
3FG % 1st Half: 5-13 38.5% 2nd half: 4-14 28.6% Game: 9-27 33.3% Rebounds														
FT % 1st Half: 10-11 90.9% 2nd half: 4-4 100.0 Game: 14-15 93.3% 1														

Officials: Lee Cassell, Ron Groover, Duke Edsall
Technical fouls: Charlotte-TEAM. Davidson-None.
Attendance: 4949

Score by periods	1st	2nd	Total
Charlotte	28	29	57
Davidson	43	36	79

Points	In	Off	2nd	Fast
CHA	Paint	T/O	Chance	Break
CHA	18	12	11	4
DAV	30	3	15	4
				18
				30

Last FG - CHA 2nd-00:43, DAV 2nd-02:46.
Largest lead - CHA by 2 1st-18:29, DAV by 32 2nd-10:00.
CHA led for 00:37. DAV led for 37:51. Game was tied for 01:32.

Score tied - 2 times.
Lead changed - 2 times.

2016-17 Davidson Men's Basketball
Davidson Combined Team Statistics (as of Nov 26, 2016)
All games

Overall record: 4-1 Conf: 0-0 Home: 2-0 Away: 0-0 Neutral: 2-1

#	Player	gp-gs	min	avg	Total		3-Point		F-Throw		Rebounds				pf	dq	a	to	blk	stl	pts	avg
					fg-fga	fg%	3fg-fga	3fg%	ft-fa	ft%	off	def	tot	avg								
12	GIBBS, Jack	4-4	125	31.3	23-59	.390	6-28	.214	32-38	.842	2	13	15	3.8	11	1	17	18	0	5	84	21.0
23	ALDRIDGE, Peyton	5-5	179	35.8	35-70	.500	10-25	.400	19-24	.792	8	30	38	7.6	6	0	9	9	5	0	99	19.8
02	WATKINS, Jordan	5-1	124	24.8	16-32	.500	13-26	.500	5-6	.833	3	10	13	2.6	12	0	9	3	0	5	50	10.0
03	GUDMUNDSSON, Jon	5-5	140	28.0	15-34	.441	7-23	.304	8-10	.800	7	15	22	4.4	13	1	14	8	1	5	45	9.0
22	MAGARITY, Will	5-5	107	21.4	16-33	.485	4-16	.250	4-6	.667	4	23	27	5.4	17	2	8	10	4	0	40	8.0
32	REIGEL, Rusty	5-5	147	29.4	9-22	.409	4-15	.267	6-8	.750	6	21	27	5.4	10	0	16	7	1	4	28	5.6
00	KOVACEVIC, Dusan	4-0	45	11.3	5-16	.313	1-3	.333	0-0	.000	4	9	13	3.3	11	0	2	4	0	1	11	2.8
01	EKWU, Nathan	5-0	63	12.6	5-14	.357	0-0	.000	3-4	.750	6	17	23	4.6	14	1	3	9	3	2	13	2.6
20	PRITCHETT, KiShawn	3-0	24	8.0	2-6	.333	0-3	.000	2-3	.667	3	1	4	1.3	2	0	1	2	0	0	6	2.0
15	MICHELSSEN, Oskar	3-0	31	10.3	2-10	.200	1-7	.143	0-0	.000	2	2	4	1.3	3	0	3	1	0	0	5	1.7
31	GIAMOUKIS, Manu	2-0	2	1.0	0-1	.000	0-1	.000	0-0	.000	0	0	0	0.0	1	0	0	0	0	0	0	0.0
04	FREUNDLICH, Cal	1-0	0	0.0	0-0	.000	0-0	.000	0-0	.000	0	0	0	0.0	0	0	0	0	0	0	0	0.0
05	WYNTER, Malcolm	1-0	0	0.0	0-0	.000	0-0	.000	0-0	.000	0	0	0	0.0	0	0	0	0	0	0	0	0.0
14	BROWN, Michael	1-0	0	0.0	0-0	.000	0-0	.000	0-0	.000	0	0	0	0.0	0	0	0	0	0	0	0	0.0
40	MCAULIFFE, Andrew	3-0	11	3.7	0-1	.000	0-0	.000	0-1	.000	2	1	3	1.0	2	0	1	1	2	0	0	0.0
13	FAINES, Kamau	2-0	2	1.0	0-0	.000	0-0	.000	0-0	.000	0	0	0	0.0	0	0	0	0	0	0	0	0.0
Team											10	14	24				1					
Total.....		5	1000		128-298	.430	46-147	.313	79-100	.790	57	156	213	42.6	102	5	83	73	16	22	381	76.2
Opponents.....		5	1000		116-314	.369	33-107	.308	76-105	.724	57	124	181	36.2	98	-	58	54	18	36	341	68.2

TEAM STATISTICS	DAV	OPP
SCORING	381	341
Points per game	76.2	68.2
Scoring margin	+8.0	-
FIELD GOALS-ATT	128-298	116-314
Field goal pct	.430	.369
3 POINT FG-ATT	46-147	33-107
3-point FG pct	.313	.308
3-pt FG made per game	9.2	6.6
FREE THROWS-ATT	79-100	76-105
Free throw pct	.790	.724
F-Throws made per game	15.8	15.2
REBOUNDS	213	181
Rebounds per game	42.6	36.2
Rebounding margin	+6.4	-
ASSISTS	83	58
Assists per game	16.6	11.6
TURNOVERS	73	54
Turnovers per game	14.6	10.8
Turnover margin	-3.8	-
Assist/turnover ratio	1.1	1.1
STEALS	22	36
Steals per game	4.4	7.2
BLOCKS	16	18
Blocks per game	3.2	3.6
ATTENDANCE	9547	5009
Home games-Avg/Game	2-4774	0-0
Neutral site-Avg/Game	-	3-1670

Date	Opponent		Score	Att.
11/12/16	APPALACHIAN STATE	W	86-74	4598
! 11/17/16	vs Clemson	L	78-95	1991
! 11/18/16	vs Missouri	W	70-55	1002
! 11/20/16	vs Arizona State	W	68-60	2016
11/26/16	CHARLOTTE	W	79-57	4949

! = Tire Pros Invitational (Orlando, Fla.)

* = Conference game

Score by Periods	1st	2nd	Totals
Davidson	178	203	381
Opponents	157	184	341