



@MercerMBB
#BearDownMU
#STIR

MEN'S BASKETBALL NOTES

MERCER BEARS

4-2
OVERALL

0-0
SOCON

Bob Hoffman
HEAD COACH

168-115
RECORD AT MERCER
(NINTH SEASON)



VS.



DAVIDSON

DAVIDSON WILDCATS

4-1
OVERALL

0-0
A-10

Bob McKillop
HEAD COACH

520-314
RECORD AT DAV
(28TH SEASON)

SCHEDULE

OVERALL 4-2 SoCon 0-0
H 3-0 | A 0-0 | N 1-2

NOVEMBER

Fri. 11	Brewton-Parker	ESPN3	W, 87-53
Sun. 13	! vs. Florida	ESPNU	L, 54-76
Sun. 20	^ Georgia Southern	ESPN3	W, 80-67
Tue. 22	^ Radford	ASN	W, 58-47
Fri. 25	^% vs. East Carolina	-	W, 70-66
Sat. 26	^% vs. TBD	-	L, 63-65
Tue. 29	Davidson	FB Live	7 p.m.

DECEMBER

Sat. 3	at George Mason	-	4 p.m.
Wed. 7	Oglethorpe	ESPN3	7 p.m.
Sat. 10	at Clemson	ACC Net Extra	4 p.m.
Sun. 18	at Auburn	SEC Network	1 p.m.
Thur. 22	La Salle	ASN	7 p.m.
Wed. 28	at Kennesaw State	-	7 p.m.
Sat. 31	* at Wofford	-	1 p.m.

JANUARY

Mon. 2	* at Furman	-	7 p.m.
Thur. 5	* VMI	ESPN3	7:30 p.m.
Sat. 7	* ETSU	ESPN3	4:30 p.m.
Wed. 11	* at Samford	-	8 p.m.
Sat. 14	* Chattanooga	ASN	2 p.m.
Thur. 19	* UNCG	ESPN3	7 p.m.
Sat. 21	* at Western Carolina	-	2 p.m.
Sat. 28	* The Citadel	ESPN3	4:30 p.m.
Mon. 30	* Western Carolina	ESPN3	7 p.m.

FEBRUARY

Thur. 2	* Furman	ESPN3	7 p.m.
Sat. 4	* Wofford	ESPN3	4:30 p.m.
Thur. 9	* at VMI	ESPN3	7 p.m.
Sat. 11	* at ETSU	ESPN3	4 p.m.
Sat. 18	* at The Citadel	-	1 p.m.
Wed. 22	* UNCG	ESPN3	7 p.m.
Sat. 25	* at Chattanooga	-	5 p.m.
Mon. 27	* Samford	ESPN3	7 p.m.

MARCH

3-6	& SoCon Tournament	ESPN3	TBA
-----	--------------------	-------	-----

OPENING TIPOFF

Mercer returns home to defend the court at Hawkins Arena on Tuesday evening as perennial power Davidson makes its first trip to Macon.

SERIES HISTORY

Mercer and Davidson will meet for the third time in series history Tuesday with the Wildcats having claimed the first two meetings. Davidson edged Mercer, 77-71, last November at Davidson and the Wildcats also claimed an 80-50 win back in 1970. This marks the first of three Atlantic 10 opponents for the Bears this season (George Mason, La Salle).

LAST TIME OUT

Isaiah Johnson's layup with 1:32 left gave Akron the lead and the Zips limited Mercer to just one shot in the final minute to beat the Bears 65-63 on Saturday night in the championship game of the Savannah Invitational.

Ria'n Holland scored 17 points to lead Mercer (4-2), with Ringer adding another 16 points and Rivers chipping in 12.

TODAY'S MATCHUP IN THE RANKINGS

Ranking	Mercer	Opp.
ESPN BPI <small>(ESPN.com)</small>	-	-
ESPN RPI <small>(ESPN.com)</small>	71	42
KenPom <small>(kenpom.com)</small>	149	69
NCAA RPI <small>(ncaa.com)</small>	-	-
Warren Nolan <small>(warrennolan.com)</small>	78	40

GAME INFORMATION

Date/Time: Tuesday, Nov. 29 • 7 p.m.
Location: Macon, Ga. • Hawkins Arena (3,500)
Live Stats: MercerBears.com/livestats
Twitter Updates: @MercerMBB
Tickets: tickets.mercer.edu

SERIES INFORMATION

Series Record: Davidson leads, 2-0
In Macon: First Meeting
In Davidson: Davidson leads, 2-0
Neutral/Unknown: No Meetings
Last Meeting: DAV, 77-71, on 11/23/2015 in Davidson
Streak: Davidson, 2

TV INFORMATION

Television: Facebook Live (MercerBears)
Talent: Pete Yanity (play-by-play)
Dean Keener (analyst)
Megan Trammell (sideline)

RADIO INFORMATION

Radio: Mercer Sports Network
Flagship: 97.3 FM The Bull Icons (Macon)
Play-by-Play: Rick Cameron

STATISTICAL COMPARISON

	MERCER	Opp.
Scoring Average	68.7	76.2
Opp. Scoring Average	62.3	68.2
Scoring Margin	+6.3	+8.0
FG Percentage	.445	.430
3FG Percentage	.356	.313
FT Percentage	.735	.790
Rebounding Average	35.8	42.6
Assists Per Game	14.2	16.6
Steals Per Game	4.2	4.4
Blocks Per Game	2.8	3.2

! - in Jacksonville, Fla.
^ - Savannah Invitational
% - in Savannah, Ga.
* - Southern Conference game
& - Southern Conference Tournament (Asheville, N.C.)

MEDIA RELATIONS

Patrick T. Walsh






Assistant AD for Media Relations

e: walsh_pt@mercer.edu

o: 478-301-5209

c: 318-514-9203

MERCER STARTING FIVE (Based on Previous Game)

				
0 RINGER R-Jr. F	5 STRAWBERRY Jr. G	10 HOLLAND R-Jr. G	15 JELKS Jr. F	23 RIVERS Jr. G
MIN 23.7	MIN 26.3	MIN 33.8	MIN 24.7	MIN 29.2
PPG 7.3	PPG 8.2	PPG 20.0	PPG 8.2	PPG 11.8
FG% 51.4%	FG% 37.5%	FG% 48.8%	FG% 47.2%	FG% 59.1%
3FG% N/A	3FG% 33.3%	3FG% 42.9%	3FG% 29.4%	3FG% 40.0%
AST 2	AST 23	AST 14	AST 10	AST 9

NUMERICAL ROSTER

No.	Name	Pronunciation	Pos.	Ht.	Wt.	Yr.	Exp.	Hometown / Previous School
0	Desmond Ringer		F	6-9	255	R-Jr.	1L	McDonough, Ga. / South Carolina
1	Cory Kilby		F	6-7	195	So.	1L	Ada, Okla. / Ada HS
2	Jaylen Stowe		G	6-2	205	So.	1L	Harrisburg, N.C. / Hickory Ridge HS
3	Stephen Gavin		G	6-3	190	So.	SQ	Savannah, Ga. / Hilton Head Preparatory School
5	Jordan Strawberry		G	6-1	175	Jr.	2L	Anaheim, Calif. / South Kent School
10	Ria'n Holland	REE-on	G	6-0	152	R-Jr.	JC	Fayetteville, N.C. / Indian Hills CC
13	Ryan Johnson		G	6-5	192	R-So.	JC	Greensboro, N.C. / Tallahassee CC
14	Ethan Stair		G	6-5	205	So.	1L	Hazel Green, Ala. / Hazel Green HS
15	Stephon Jelks	STEF-on	F	6-6	225	Jr.	2L	Marietta, Ga. / North Cobb Christian School
20	Darius Roy		G	6-2	170	Fr.	HS	Lawton, Okla. / Lawton Eisenhower HS
23	Demetre Rivers	de-MEE-TREE	G	6-8	180	Jr.	2L	Ladson, S.C. / Stratford HS
24	Ross Cummings		G	6-3	165	Fr.	HS	Dickson, Tenn. / Creek Wood HS
25	Rashad Lewis		G	5-8	156	Jr.	JC	Valdosta, Ga. / Tallahassee CC
33	Mac Brydon		C	6-10	280	Fr.	HS	Charlotte, N.C. / Carmel Christian
44	JJ N'Ganga	NN-GAHNG-AH	C	6-10	250	R-Sr.	TR	Aubervilliers, France / New Mexico
55	Andrew Fishler		C	7-1	218	R-Sr.	1L	Cumming, Ga. / Gulf Coast State

RADIO / TV ROSTER




Desmond RINGER
F / 6-9 / 255
R-Jr. / 1L
McDonough, Ga.



Cory KILBY
F / 6-7 / 195
So. / 1L
Ada, Okla.




Jaylen STOWE
G / 6-4 / 200
So. / 1L
Harrisburg, N.C.




Stephen GAVIN
G / 6-3 / 190
So. / SQ
Savannah, Ga.




Jordan STRAWBERRY
G / 6-1 / 175
Jr. / 2L
Anaheim, Calif.



Ria'n HOLLAND
G / 6-0 / 152
R-Jr. / JC
Fayetteville, N.C.



Ryan JOHNSON
G / 6-5 / 192
R-So. / JC
Greensboro, N.C.



Ethan STAIR
G / 6-5 / 205
So. / 1L
Hazel Green, Ala.



Stephon JELKS
F / 6-6 / 225
Jr. / 2L
Marietta, Ga.




Darius ROY
G / 6-2 / 170
Fr. / HS
Lawton, Okla.




Demetre RIVERS
G / 6-8 / 180
Jr. / 2L
Ladson, S.C.



Ross CUMMINGS
G / 6-3 / 165
Fr. / HS
Dickson, Tenn.




Rashad LEWIS
G / 5-8 / 156
Jr. / JC
Valdosta, Ga.



Mac BRYDON
C / 6-10 / 280
Fr. / HS
Charlotte, N.C.



JJ N'GANGA
C / 6-10 / 250
R-Sr. / TR
Aubervilliers, France



Andrew FISHLER
C / 7-1 / 218
R-Sr. / 1L
Cumming, Ga.



Bob HOFFMAN
Head Coach
Ninth Season
Oklahoma Baptist, 1979



Doug ESLEECK
Associate Head Coach
Seventh Season
North Carolina, 2005



Jason EAKER
Assistant Coach
Fourth Season
UT Pan American, 2004



Jarred MERRILL
Assistant Coach
Second Season
Oklahoma Christian, 2005



Jonathan HOWARD
Director of Basketball Operations
Fifth Season
Oklahoma, 2006

PRONUNCIATION GUIDE

Ria'n Holland
Stephon Jelks
Demetre Rivers
JJ N'Ganga

REE-on
STEF-on
de-MEE-TREE
NN-GANG-AH

Doug Esleeck
Jason Eaker

ess-lick
A-ker

DEFENSE LOOKS TO RETURN TO STIFLING WAYS

Mercer's defense has been suffocating this season and that has been problematic for opponents. The Bears, ranked 25th in the nation in field goal percentage defense entering this week's games (37.1 percent) have not allowed four out of six opponents to shoot 40 percent or better against Mercer this season.

Opponent Shooting Success?

FG%	Opponent	Date
46.5	vs. Akron	Nov. 26
40.4	vs. East Carolina	Nov. 25
36.8	Georgia Southern	Nov. 20
36.1	vs. Florida	Nov. 13
34.6	Radford	Nov. 22
31.3	Brewton-Parker	Nov. 11

NOT JUST A MERCER THING, IT'S A SOCON THING

Mercer's scoring defense is currently ranked 33rd nationally as opponents are averaging 62.3 points per game on the Bears entering this week's contests but that does not seem to be limited just to the Bears. In fact, stellar scoring defenses are prevalent around the Southern Conference as, while Mercer is ranked 33rd nationally, the Bears are second in the league. The Missouri Valley Conference (5) and the Big East (3) are the only mid-major leagues with more teams ranked in the top 35 nationally in scoring defense than the Southern Conference (3). Also representing the SoCon in the category is UNCG (ranked 10th, 58.0 ppg).

RIA'N CHANNELS HIS INNER PETULA CLARK

Early in his first season in a Mercer uniform, Ria'n Holland has already established himself as a dangerous threat from downtown. He enters this game as one of the better shooters in the nation from beyond the arc.

Ria'n Holland from Downtown

Category	National Rank	SoCon Rank	Stat
3pt FG per game	21	2	3.50
3pt FG overall	20	2	21
3pt FG attempted	31	1	49
Points Per Game	61	2	20.2

STRAWBERRY DISH

Prior to the 2016-17 season, Mercer guard Jordan Strawberry expressed his desire to lead the nation in assists. The junior guard is already one of the top givers in the Southern Conference entering this week's games.

Category	National Rank	SoCon Rank	Stat
Total Assists	196	7	23
Assists per game	205	8	3.8
Assist to Turnover Ratio	175	8	2.09

RIA'N MAKES IT RAI'N

What a Mercer debut for Ria'n Holland. The redshirt junior that previously played at Wichita State by way of Indian Hills CC made his inaugural game in a Bears uniform a memorial one as he scored a game-high 24 points and was 5-for-11 from behind the arc.



ALL-TIME SERIES

Overall	Davidson leads, 2-0
Home	First Meeting
Away	Davidson leads, 2-0
Neutral/Unknown Sites	No Meetings
Streak	Davidson, 2
Bob Hoffman vs. Davidson	0-1

Last 10 Meetings

Date	Location	W/L	Score
12/12/1970	Davidson	L	50-80
11/23/205	Davidson	L	71-77



ALL-TIME RESULTS

Davidson	0-2
Dayton	0-1
Duquesne	0-0
Fordham	0-0
George Mason	1-1
George Washington	0-0
La Salle	16-8
Massachusetts	0-0
Rhode Island	0-1
Richmond	0-0
St. Bonaventure	0-0
Saint Joseph's	0-0
Saint Louis	0-1
VCU	1-4
TOTAL	18-18

2016-17 MERCER MEN'S BASKETBALL

A LOOK AT TODAY'S MATCHUP

	Mercer	DAV
3-pt Field Goal Attempts (347 ranked)	135	76
Assist Turnover Ratio (347 ranked)	61	105
Assists Per Game (347 ranked)	162	54
Blocked Shots Per Game (347 ranked)	218	178
Defensive Rebounds per Game (347 ranked)	241	11
Fewest Fouls (347 ranked)	85	92
Fewest Turnovers (347 ranked)	65	114
Field-Goal Percentage (347 ranked)	181	232
Field-Goal Percentage Defense (347 ranked)	25	19
Free Throw Attempts (347 ranked)	265	276
Free Throws Made (347 ranked)	236	214
Free-Throw Percentage (347 ranked)	74	13
Offensive Rebounds Per Game (347 ranked)	153	150
Personal Fouls Per Game (347 ranked)	44	219
Rebound Margin (347 ranked)	172	63
Scoring Defense (347 ranked)	33	117
Scoring Margin (347 ranked)	128	104
Scoring Offense (347 ranked)	281	145
Steals Per Game (346 ranked)	324	316
Three Pt FG Defense (347 ranked)	133	94
Three-Point Field Goals Per Game (347 ranked)	140	52
Three-Point Field-Goal Percentage (347 ranked)	159	273
Total 3-point FGM (347 ranked)	120	132
Total Assists (347 ranked)	153	158
Total Blocks (347 ranked)	211	226
Total Rebounds (347 ranked)	181	189
Total Rebounds Per Game (347 ranked)	221	24
Total Steals (347 ranked)	303	318
Turnover Margin (337 ranked)	147	304
Turnovers Forced (347 ranked)	298	327
Turnovers Per Game (347 ranked)	22	228
Won-Lost Percentage (337 ranked)	99	61

LOCK DOWN D...

Mercer's defense has already made quite a statement early this season. The Bears enter this week's game ranked 14th in the nation (and first in the Southern Conference) in field goal percentage defense, holding opponents to only a 34.6 success rate in shooting the ball. That includes holding Florida - a perennial power house that averaged 42.6 percent shooting last year - to only 36.1 percent from the field on Nov. 13 against Mercer.

...STARTED AT THE BEGINNING...

Mercer's defense made an impressive showing in the second half of the season opener against Brewton-Parker on Friday, Nov. 11. The Bears made 22 consecutive defensive stops and held BPC scoreless over the final 12:25 in the game. Not a surprising performance, considering its numbers last year...

...INCLUDED A DEJA VU...

Had we seen that before? Mercer's defense went into lock down mode over the final seven minutes of the Bears' Nov. 20 game against Georgia Southern at Hawkins Arena, allowing only four points out of the opponents as Mercer ended the game on a 25-4 run. If that seems like a deja vu, maybe that's because it was...

...CONTINUED FROM LAST YEAR

The Bears held opponents to a combined shooting percentage of .402 from the field last season, the best mark in the SoCon. The Bears held 14 opponents to shooting under .400 percent from the floor. Mercer's defense has held four teams to 50 points or less last season (Alabama State, Alcorn State, Hiwassee and Samford).

JELKS RETURNS, WITH HONORS

An offseason after claiming All-Southern Conference honors, forward Stephon Jelks returns to Mercer for his junior season with fanfare. The Marietta, Georgia native was named to the 2016-17 Preseason All-SoCon Team by a vote of the league's coaches.

2016-17 PRESEASON ALL-SOCON TEAM

T.J. Cromer, ETSU
Hanner Mosquera-Perea, ETSU
Devin Sibley, Furman
Stephon Jelks, Mercer
R.J. White, UNGC

Casey Jones, Chattanooga
Tre' McLean, Chattanooga
Justin Tuoyo, Chattanooga
QJ Peterson, VMI
Fletcher Magee, Wofford

MID-MAJOR RANKINGS

COLLEGE INSIDER

RK	TEAM	REC	PTS	PRV	CONFERENCE
1.	Gonzaga (22)	3-0	764	1	West Coast
2.	Saint Mary's (8)	3-0	748	2	West Coast
3.	Wichita State	4-0	715	3	Missouri Valley
4.	UNCW	3-0	663	6	Colonial
5.	BYU	3-0	611	12	West Coast
6.	Valparaiso	3-1	569	7	Horizon
7.	Ohio	3-0	541	13	Mid-American
8.	Illinois State	1-1	490	9	Missouri Valley
9.	Belmont	1-1	476	11	Ohio Valley
10.	Chattanooga	3-2	449	8	Southern
11.	Monmouth	1-2	430	4	Metro Atlantic
12.	Northern Iowa (1)	3-1	399	17	Missouri Valley
13.	UT Arlington	1-3	375	5	Sun Belt
14.	Stephen F. Austin	2-1	323	20	Southland
15.	Princeton	0-2	287	10	Ivy League
16.	Yale	2-1	282	18	Ivy League
17.	North Dakota State	4-1	254	19	Summit
18.	Fort Wayne	2-2	245	16	Summit
19.	Long Beach State	1-4	171	15	Big West
20.	Tennessee State	4-0	144	NR	Ohio Valley

21.	Florida Gulf Coast	1-3	143	21	Atlantic Sun
22.	ETSU	3-1	117	21	Southern
23.	South Alabama	5-0	109	NR	Sun Belt
24.	Oakland	4-0	96	NR	Horizon
25.	Arkansas State	4-1	92	NR	Sun Belt

Others receiving votes: Siena 82, Grand Canyon 57, Vermont 45, New Mexico State 42, **Akron 41**, UC Irvine 26, William & Mary 26, Lehigh 21, Eastern Michigan 20, Kent State 17, Charleston 16, Texas Southern 15, Albany 14, **Georgia Southern 13**, Pepperdine 13, Little Rock 12, Montana 11, North Dakota 11, Toledo 11, North Florida 10, CSU Bakersfield 9, Texas A&M Corpus Christi 8, Georgia State 6, Towson 6, Evansville 5, Montana State 5, Sam Houston State 5, Winthrop 5, Ball State 4, Fairfield 4, Wagner 4, Harvard 3, South Dakota 3, Iona 2, Missouri State 2, Northern Illinois 2, Boston University 1, South Dakota 1, Portland 1, UC Davis 1, UMBC 1, Wright State 1.

BOUNCING BACK

Mercer is 46-15 after a loss over the last five (entering six) seasons. That mark added two wins so far this year as the season opener followed last season's loss to Coastal Carolina while Mercer rebounded to the loss against Florida by beating Georgia Southern.

HOME, SWEET, HOME

Mercer is 73-12 at Hawkins Arena since the start of the 2011-12 season. The Bears have lost just once against a non-conference opponent in the regular season at Hawkins Arena since the beginning of the 2012 season, falling to Dartmouth, 67-51 on December 16, 2014.

NOT IN OUR HOUSE

Mercer excelled when playing in Hawkins Arena during the 2015-16 season. The Bears finished the regular season 11-3 at home with a scoring margin of +12.1 points in those games. The Orange and Black allowed opponents just 62.2 points per game and a field goal percentage of .376. That kind of success will look to be emulated as the 2016-17 season begins to get underway.

BEST FANS IN THE LAND

The Bears set the Hawkins Arena single game attendance record on Jan. 16, 2016 against Wofford as 4,502 fans packed the house and then reset the record three weeks later with 4,772 spectators on hand. Mercer was third the SoCon in attendance last season, averaging 3,070 fans per game. The Bears recorded sellouts in 10-of-14 games last year, including eight of nine Southern Conference contests.

NON-CON EXCELLENCE

Last season Mercer finished with a non-conference record of 10-3, the best during head coach Bob Hoffman's eight-year tenure. The Bears previous best mark of nine wins came during the 2013-14 season that resulted in a trip to the NCAA Tournament. Mercer looks to match or best that this season.

GIANT SLAYERS

Mercer's win over Arkansas on Dec. 22, 2015 was head coach Bob Hoffman's 10th win against high-major competition in eight seasons with the Bears. Six of the victories have come against teams from the SEC. He's also led the team to wins over Alabama (twice), Auburn, Duke (2014 NCAA Tournament) Florida State, Georgia Tech, Tennessee and Seton Hall and Ole Miss.

Hoffman and the Bears will have multiple chances to slay more giants this year with games at Clemson (Dec. 10) and Auburn (Dec. 18).

MOVING ON UP

With the win over Alabama State last season, Mercer head coach Bob Hoffman passed Robert Wilder (147) for second place on the Mercer all-time wins list with 148. Hoffman currently has 164 wins at Mercer while Bill Bibb currently ranks first in Mercer all-time coaching victories with 222.

REMEMBER, REMEMBER THE MONTH OF NOVEMBER

Last season Mercer finished it's best opening month in history, setting a program record for wins in November with six. Mercer was 6-1 and recorded wins over Allen, George Mason, Alabama State, Tulane, Appalachian State and Western Michigan.

A PEACH OF A PROGRAM

Over the last five years Mercer has registered more wins overall and more wins per year than any other Division I program in Georgia.

ENTERING THIS SEASON...

School	Total Wins	Avg. Wins/Year
Mercer	116	23.2
Georgia State	103	20.6
Georgia	91	18.2
Georgia Southern	80	16.0
Savannah State	78	15.6
Georgia Tech	76	15.2
Kennesaw State	33	6.6

QUICK FACTS

MERCER UNIVERSITY

Location	Macon, Ga.
Enrollment	8,557
Founded	1833
Nickname	Bears
Colors	Orange and Black
Affiliation	NCAA Division I
Conference	Southern
Arena (Capacity)	Hawkins Arena (3,500)
President	Dr. William D. Underwood
Athletics Director	Jim Cole
Athletics Phone	(478) 301-4130

COACHING STAFF

Head Coach	Bob Hoffman
Record at Mercer/Years	164-113/8
MBB Career Record/Years	476-267/22
Career Record/Seasons	564-282/25
Associate Head Coach	Doug Esleack
Assistant Coach	Jason Eaker
Assistant Coach	Jarred Merrill
Basketball Phone	(478) 301-5211

BASKETBALL HISTORY

First year of basketball	1906-07
Number of seasons	105
All-Time Record	1,212-1,145
Conference Regular Season Titles (Last)	7 (2014)
Conference Tournament Titles (Last)	3 (2014)
NCAA Tournament Appearances (Last)	3 (2014)
NCAA Record	1-3
NIT Appearances (Last)	1 (2013)
NIT Record	1-1
CollegiateInsider.com Tournament Appearances	2 (2016)
CIT Record	5-1
College Basketball Invitational Appearances	1 (2015)
CBI Record	1-1

MEDIA RELATIONS

Assistant AD/Media Relations (MBB Contact)	Patrick Walsh
Office Phone	(478) 301-5209
Cell	(318) 514-9203
E-mail	walsh_pt@mercer.edu
Assistant Director of Media Relations	Jenny Moss
Graduate Assistant	Gerrit Vangenderen

SOUTHERN CONFERENCE

2016-17 STANDINGS

as of Nov. 27, 2016

Team	SoCon	Pct.	Overall	Pct.
ETSU	0-0	-	5-1	.833
Chattanooga	0-0	-	4-2	.667
Mercer	0-0	-	4-2	.667
UNCG	0-0	-	4-2	.667
Furman	0-0	-	3-3	.500
Samford	0-0	-	3-3	.500
The Citadel	0-0	-	3-3	.500
Western Carolina	0-0	-	2-4	.333
VMI	0-0	-	1-5	.167

UPCOMING SCHEDULE

Tuesday, November 29

Mars Hill at Wofford	7 p.m.
North Carolina A&T at UNCG	7 p.m.
Davidson at Mercer	7 p.m.
Chattanooga at Coastal Carolina	7 p.m.
Samford at Saint Louis	8 p.m.

Wednesday, November 30

Furman at Winthrop	6:30 p.m.
VMI at Radford	7 p.m.
Western Carolina at Marquette	8:30 p.m.

Thursday, December 1

Lees-McRae at ETSU	7 p.m.
--------------------	--------

Friday, December 2

Colgate at The Citadel	2 p.m.
------------------------	--------

PRESEASON POLL (COACHES)

Rank	Team (1st-Place Votes)	Total
1.	Chattanooga (8)	80
2.	ETSU (2)	74
3.	Wofford	57
4.	Mercer	55
5.	Furman	50
	UNCG	50
7.	Samford	32
8.	Western Carolina	20
9.	VMI	19
10.	The Citadel	13

PRESEASON POLL (MEDIA)

Rank	Team (1st-Place Votes)	Total
1.	Chattanooga (26)	296
2.	ETSU (4)	268
3.	Furman	213
	Wofford	213
5.	Mercer	194
6.	UNCG	142
7.	Samford	113
8.	Western Carolina	112
9.	The Citadel	53
10.	VMI	48

STAIR CLIMBING

Last year then-freshman guard Ethan Stair has made an impressive debut in his first season at Mercer. Stair scored a career-high 15 points at Wofford (2/11), finishing 6-of-10 from the field, and is averaging 6.6 points per game. The freshman also excels in crashing the glass, posting a career-high nine rebounds against Western Michigan while averaging 4.1 rebounds per game.

WHAT'S IN A NAME?

Jordan Strawberry may have a famous name but he is using a different sport to prove he is his own man. The son of former New York Met Darryl Strawberry, Jordan is playing a different sport than his father but still finding a similar level of success. The 6-1 guard is in his junior season at Mercer and has the ability to be a game-changer on the court, just as his father was a game-changer on the diamond.

NATIONAL POLLS

ASSOCIATED PRESS

RK	TEAM	RECORD	PTS
1	Kentucky (40)	6-0	1,590
2	Villanova (20)	6-0	1,567
3	North Carolina (4)	7-0	1,497
4	Kansas	5-1	1,414
5	Duke	6-1	1,365
6	Virginia	6-0	1,286
7	Xavier	6-0	1,181
8	Gonzaga	6-0	1,112
9	Baylor (1)	6-0	1,068
10	Creighton	6-0	965
11	UCLA	7-0	955
12	Saint Mary's	5-0	866
13	Indiana	4-1	857
14	Louisville	5-1	808
15	Purdue	5-1	687
16	Arizona	5-1	655
17	Wisconsin	5-2	555
18	Butler	6-0	506
19	Iowa State	5-1	389
20	South Carolina	6-0	379
21	Rhode Island	5-1	354
22	Syracuse	4-1	229
23	Oregon	4-2	189
24	Florida	6-1	154
25	West Virginia	4-1	132

Others receiving votes: Maryland 126, Notre Dame 85, Cincinnati 49, Michigan State 28, Ohio State 22, Michigan 13, Temple 8, Southern Cal 7, Houston 6, Florida State 5, VCU 5, California 3, Tennessee State 2, Virginia Tech 1, Arkansas State 1, San Diego State 1, Colorado 1, Minnesota 1, Rutgers 1

USA TODAY COACHES

RK	TEAM	RECORD	PTS
1	Kentucky (23)	6-0	784
2	Villanova (5)	6-0	756
3	North Carolina (2)	7-0	727
4	Duke (2)	6-1	668
5	Kansas	5-1	662
6	Virginia	6-0	659
7	Xavier	6-0	625
8	Gonzaga	6-0	534
9	UCLA	7-0	507
10	Indiana	4-1	457
11	Baylor	6-0	407
12	Creighton	6-0	400
13	Saint Mary's	5-0	388
14	Louisville	5-1	381
15	Arizona	5-1	364
16	Purdue	5-1	307
17	Wisconsin	5-2	250
18	Butler	6-0	200
19	West Virginia	4-1	157
20	Oregon	4-2	151
21	Iowa State	5-1	149
22	Maryland	7-0	144
23	South Carolina	6-0	141
24	Syracuse	4-1	133
25	Rhode Island	5-1	116

Others receiving votes: Florida 74, Notre Dame 64, Michigan 47, Michigan State 43, Cincinnati 18, Colorado 15, California 13, Texas A&M 13, Texas 10, Oklahoma State 9, Ohio State 7, Florida State 4, Miami 4, Oklahoma 3, Wichita St 2, Arkansas 2, Fort Wayne 1, VCU 1, Temple 1, Virginia Tech 1, Southern Cal 1

SEASON/CAREER TOTALS

Double-Digit Scoring	16-17	Career
Stephon Jelks	3	31
Demetre Rivers	5	23
Jordan Strawberry	2	16
Ethan Stair	0	9
Desmond Ringer	2	6
Ria'n Holland	6	6
Ryan Johnson	1	1
Andrew Fishler	0	1
Cory Kilby	0	1

20+ Point Games	16-17	Career
Stephon Jelks	0	4
Jordan Strawberry	0	3
Ria'n Holland	3	3
Demetre Rivers	0	2
Andrew Fishler	0	1
Desmond Ringer	0	1

Games Led in Scoring	16-17	Career
Demetre Rivers	1	8
Stephon Jelks	0	7
Ria'n Holland	5	5
Jordan Strawberry	0	3
Desmond Ringer	0	2
Andrew Fishler	0	1

Double-Doubles	15-16	Career
Stephon Jelks	0	10
Andrew Fishler	0	1

10+ Assist Games	16-17	Career
Jordan Strawberry	1	1

5+ 3-Point FG Games	16-17	Career
Ria'n Holland	2	2

2016-17 TEAM ALMANAC

Longest Winning Streak	3
Longest Losing Streak	1
Most Points Scored	87
Fewest Points Scored	54
Most Points Allowed	76
Fewest Points Allowed	47
Average Points Scored	68.7
Average Points Allowed	62.3

2016-17 INDIVIDUAL HIGHS

Most Points	26, R. Holland vs. East Carolina (11/25/16)
Most Rebounds	9, S. Jelks vs. Ga. Southern (11/20/16)
Most Blocks	5, A. Fishler vs. Radford (11/22/16)
Most Assists	11, J. Strawberry vs. Brewton-Parker (11/11/16)
Most Steals	3, R. Holland vs. Ga. Southern (11/20/16)

NATIONAL RANKINGS

THROUGH NOV. 22, 2016

TEAM

	NCAA	SoCon	Value
3-pt Field Goal Attempts	135	7	132
Assist Turnover Ratio	61	2	1.29
Assists Per Game	162	7	14.2
Blocked Shots Per Game	218	6	2.8
Defensive Rebounds per Game	241	8	24.50
Fewest Fouls	85	2	101
Fewest Turnovers	65	2	66
Field-Goal Percentage	181	4	44.5
Field-Goal Percentage Defense	25	1	37.1
Free Throw Attempts	265	6	102
Free Throws Made	236	6	75
Free-Throw Percentage	74	3	73.5
Offensive Rebounds Per Game	153	8	11.33
Personal Fouls Per Game	44	2	16.8
Rebound Margin	172	5	1.8
Scoring Defense	33	2	62.3
Scoring Margin	128	5	6.3
Scoring Offense	281	7	68.7
Steals Per Game	324	10	4.2
Three Pt FG Defense	133	5	32.7
Three-Point Field Goals Per Game	140	8	7.8
Three-Point Field-Goal Percentage	159	5	35.6
Total 3-point FGM	120	7	47
Total Assists	153	7	85
Total Blocks	211	6	17
Total Rebounds	181	5	215
Total Rebounds Per Game	221	6	35.83
Total Steals	303	10	25
Turnover Margin	147	6	0.8
Turnovers Forced	298	9	11.83
Turnovers Per Game	22	1	11.0
Won-Lost Percentage	99	2	66.7

INDIVIDUAL

3-pt Field Goal Attempts			
Ria'n Holland	31	1	49
Points Per Game			
Ria'n Holland	61	2	20.2
Three-Point Field Goals Per Game			
Ria'n Holland	21	2	3.50
Total 3-point FGM			
Ria'n Holland	20	2	21
Total Field Goal Attempts			
Ria'n Holland	101	2	84
Total Field Goals Made			
Ria'n Holland	75	1	41
Total Points			
Ria'n Holland	62	1	121

2016-17 MERCER MEN'S BASKETBALL

RECORD BREAKDOWN

Overall	4-2
Home	3-0
Road	0-0
Neutral	1-2
Overtime	0-0
SoCon	0-0
SoCon Home	0-0
SoCon Road	0-0
In afternoon games	2-0
In night games	2-2
When scoring first	1-1
When opponent scores first	3-1
When leading at halftime	3-0
When trailing at halftime	1-2
When tied at halftime	0-0
Leading with 5:00 left	3-0
Trailing with 5:00 left	1-2
Tied with 5:00 left	0-0
In games decided by 3 points or less	0-1
In games decided by 4-10 points	1-0
In games decided by more than 10 points	3-1
When scoring 30-39 points	0-0
When scoring 40-49 points	0-0
When scoring 50-59 points	1-1
When scoring 60-69 points	0-1
When scoring 70-79 points	1-0
When scoring 80-89 points	2-0
When scoring 90+ points	0-0
When scoring 100+ points	0-0
When allowing less than 40 points	0-0
When allowing 40-49 points	1-0
When allowing 50-59 points	1-0
When allowing 60-69 points	2-1
When allowing 70-79 points	0-1
When allowing 80-89 points	0-0
When allowing 90+ points	0-0
When allowing 100+ points	0-0
When shooting less than 30%	0-0
When shooting 30-39%	0-1
When shooting 40-49%	3-1
When shooting 50% or better	1-0
When opponents shoot less than 30%	0-0
When opponents shoot 30-39%	3-1
When opponents shoot 40-49%	1-1
When opponents shoot 50% or better	0-0
When out-shooting opponents	4-1
When out-shot by opponents	0-1
When percentages are even	0-0
When out-rebounding opponents	2-1
When out-rebounded by opponents	2-1
When rebounds are even	0-0
When committing more turnovers	0-2
When committing less turnovers	4-0
When turnovers are even	0-0
Sunday	1-1
Monday	0-0
Tuesday	1-0
Wednesday	0-0
Thursday	0-0
Friday	2-0
Saturday	0-1
White uniforms	4-1
Orange uniforms	0-0
Black uniforms	0-1

THE LAST TIME...

A Mercer Player Had:

20 points or more

25 points or more
30 points or more
10 rebounds or more
15 rebounds or more

8 assists or more

5 steals or more

5 blocks or more

a double-double

A Mercer Opponent Had:

20 points or more

25 points or more
30 points or more
10 rebounds or more
15 rebounds or more

8 assists or more

5 steals or more

5 blocks or more

a double-double

Mercer:

Scored 90 points

Allowed 90 points

Scored 100 points

Allowed 100 points

Scored less than 50 points

Allowed less than 50 points

Shot 50 percent or better

Shot 35 percent or below

Shot 80+ percent from FT line

Shot 90+ percent from FT line

Made 20+ free throws

Made 10+ 3-point field goals

Grabbed 50 or more rebounds

Grabbed 60 or more rebounds

Forced 25 or more turnovers

Had four players in double-figures

Had five players in double-figures

Had six players in double-figures

Won in overtime

Lost in overtime

26, Ria'n Holland vs. East Carolina (11/25/16)

26, Ria'n Holland vs. East Carolina (11/25/16)

30, Ike Nwamu at Tennessee (12/22/14)

11, Phillip Leonard vs. The Citadel (3/4/16)

17, Stephon Jelks at The Citadel (1/9/16)

11, Jordan Strawberry vs. Brewton-Parker (11/11/16)

5, Langston Hall at Florida State (12/2/12)

5, Andrew Fishler vs. Radford (11/22/16)

Phillip Leonard (11 pts, 11 reb) vs. The Citadel (3/4/16)

20, Kentrell Barkley, East Carolina (11/25/16)

25, Ge'Lawn Guyn, vs. ETSU (3/5/16)

46, QJ Peterson, at VMI (2/25/16)

11, Kentrell Barkley, East Carolina (11/25/16)

15, Casey Jones, Chattanooga (1/29/15)

8, Diante Baldwin, UNCG (1/30/16)

7, Jae'Sean Tate, Ohio State (12/22/15)

6, Alan Williams, UCSB (11/28/14)

Kentrell Barkley (20 pts, 11 reb), East Carolina (11/25/16)

91, at The Citadel (1/9/16)

91, at VMI (2/25/16)

117, at Valparaiso (11/29/13)

108, at Valparaiso (11/29/13)

44, at Ohio State (3/8/15)

47, Radford (11/22/16)

53.1% (34-64) vs. Brewton-Parker (11/11/16)

34.7% (17-49) at Ohio State (12/22/15)

87.5% (7-8) vs. East Carolina (11/25/16)

100.0% (9-9) at Coastal Carolina (3/15/16)

27, vs. Georgia Southern (11/20/16)

10, vs. Georgia Southern (11/20/16)

54, at WCU (1/24/16)

60, vs. The Citadel (2/6/16)

27, vs. FGCU (1/14/08)


vs. The Citadel (2/6/16)

vs. East Carolina (11/25/16)

at The VMI (2/25/16)

70-69 (1OT) vs. Wofford (1/16/16)

72-66 (1OT) vs. Chattanooga (2/8/16)



HEAD COACH BOB HOFFMAN

NINTH SEASON

OKLAHOMA BAPTIST, 1979

- 2014 A-Sun Coach of the Year
- 2013 A-Sun Coach of the Year

- Signed on as Mercer head coach on March 27, 2008
- Named 2013 & 2014 Atlantic Sun Coach of the Year
- 564 wins as a head coach and 164 wins at Mercer
- Guided Mercer to program's first outright Atlantic Sun regular season title in 2012-13 and first NCAA Tournament win in 2014
- Led Mercer to 2012 CollegeInsider.com Tournament Title
- Presided over program best 27-9 season in 2013-14
- 10 high-major wins in 8 seasons at Mercer- wins over Arkansas, Auburn, Alabama (2x), Duke, Georgia Tech, Florida State, Seton Hall & Ole Miss
- First coach to win in all four postseason tournaments (NCAA, NIT, CIT, CBI) in a four-year span
- Achieved three-straight 20-win seasons, a first for Mercer men's basketball
- 73-34 record after the New Year in last five seasons

MERCER POSTSEASON WINS UNDER HOFFMAN

OPPONENT	SCORE	TOURNAMENT	DATE
The Citadel	71-69	SoCon First Round	March 4, 2016
Stony Brook	72-70	CBI First Round	March 18, 2015
Duke	78-71	NCAA Second Round	March 21, 2014
Florida Gulf Coast	68-60	A-Sun Championship	March 9, 2014
USC Upstate	78-75 (2OT)	A-Sun Semifinal	March 6, 2014
Jacksonville	85-64	A-Sun Quarterfinal	March 4, 2014
Tennessee	75-67	NIT First Round	March 20, 2013
USC Upstate	72-64	A-Sun Semifinal	March 8, 2013
Lipscomb	82-48	A-Sun Quarterfinal	March 6, 2013
Utah State	70-67	CIT Championship	March 28, 2012
Fairfield	64-59	CIT Semifinal	March 24, 2012
Old Dominion	79-73	CIT Quarterfinal	March 21, 2012
Georgia State	64-59	CIT Second Round	March 17, 2012
Tennessee State	68-60	CIT First Round	March 13, 2012
Lipscomb	61-53	A-Sun Quarterfinal	Feb. 29, 2012
Lipscomb	73-63	A-Sun Quarterfinal	March 3, 2011
Jacksonville	66-63	A-Sun Semifinal	March 5, 2010
Belmont	87-81	A-Sun Quarterfinal	March 4, 2010

HOFFMAN YEAR-BY-YEAR

SOUTHERN NAZARENE (WOMEN)

Year	W-L
1987-88	21-11
1988-89	36-2
1989-90	31-3
Three Seasons	88-16 (.846)

OKLAHOMA BAPTIST

Year	W-L
1990-91	15-17
1991-92	16-17
1992-93	34-4
1993-94	30-7
1994-95	28-6
1995-96	29-7
1996-97	36-4
1997-98	24-9
1998-99	31-7
Nine Seasons	243-78 (.757)

TEXAS PAN-AMERICAN

Year	W-L
1999-00	12-16
2000-01	12-17
2001-02	21-9
2002-03	10-20
2003-04	14-14
Five Seasons	69-76 (.542)

MERCER

Year	W-L
2008-09	17-15
2009-10	16-17
2010-11	15-18
2011-12	27-11
2012-13	24-12
2013-14	27-9
2014-15	19-16
2015-16	19-15
Eight Seasons	164-113 (.592)

CAREER HEAD COACHING RECORD

25 Seasons	564-283 (.666)
-------------------	-----------------------

MERCER POWER CONFERENCE WINS UNDER HOFFMAN

Opponent	Score	Date	Location
Arkansas	69-66 (OT)	Dec. 19, 2015	Little Rock, Ark.
No. 6 Duke	78-71	March 21, 2014	Raleigh, N.C.
Ole Miss	79-76	Dec. 22, 2013	Oxford, Miss.
Seton Hall	77-74	Nov. 16, 2013	Macon, Ga.
Tennessee	75-67	Mar. 20, 2013	Knoxville, Tenn.
Alabama	66-59	Dec. 22, 2012	Tuscaloosa, Ala.
Florida State	61-56	Dec. 2, 2012	Tallahassee, Fla.
Georgia Tech	65-59	Dec. 22, 2010	Atlanta, Ga.
Auburn	78-74	Nov. 19, 2008	Auburn, Ala.
Alabama	72-69	Nov. 16, 2008	Tuscaloosa, Ala.

2016-17 MERCER MEN'S BASKETBALL



Mercer University Basketball Mercer Combined Team Statistics (as of Nov 26, 2016) All games



RECORD:	OVERALL	HOME	AWAY	NEUTRAL
ALL GAMES	4-2	3-0	0-0	1-2
CONFERENCE	0-0	0-0	0-0	0-0
NON-CONFERENCE	4-2	3-0	0-0	1-2

#	Player	gp	pts	reb	fg	3pt	ft	trb	pts	reb	fg	3pt	ft	trb	pts	reb	fg	3pt	ft	trb
11	Rhian Holland	6-6	200	33.8	41-84	.488	21-49	.429	18-23	.783	4	20	24	4.0	12	0	14	7	1	11
23	Demetre Rivers	6-6	175	29.2	26-44	.591	8-20	.400	11-14	.786	5	9	14	2.3	19	1	9	11	1	1
15	Stephon Jellis	6-6	148	24.7	17-36	.472	5-17	.294	10-18	.556	12	21	33	5.5	10	0	18	11	3	2
05	Jordan Strawberry	6-6	158	26.3	15-40	.375	5-15	.333	14-16	.875	4	15	19	3.2	10	0	23	11	0	5
08	Deshaun Ringer	6-6	142	23.7	19-37	.514	0-8	.000	6-12	.500	9	21	38	5.0	14	1	2	8	3	1
13	Ryan Johnson	6-0	89	14.8	12-30	.400	6-15	.400	2-3	.667	5	21	26	4.3	10	0	4	3	0	0
55	Andrew Fisher	6-8	54	9.8	5-14	.357	0-8	.000	7-18	.389	6	7	13	2.2	10	0	1	2	7	1
01	Cory Kilby	3-0	36	12.0	2-4	.500	0-2	.000	1-2	.500	2	7	9	3.0	2	0	3	3	0	1
25	Rashad Lewis	6-8	66	11.8	3-10	.300	1-6	.167	2-4	.500	0	4	4	1.7	5	0	14	4	0	2
24	Ross Cummings	5-0	48	9.6	2-8	.250	1-5	.200	0-0	.000	2	1	3	0.6	2	0	3	2	0	1
28	Darius Ray	6-8	37	6.2	2-11	.182	0-3	.000	2-4	.500	6	8	14	2.3	2	0	2	1	0	3
44	JJ N'Ganga	6-0	42	7.0	1-8	.125	0-0	.000	2-4	.500	1	2	3	0.5	5	0	0	2	2	1
03	Stephen Gaim	1-8	1	1.8	0-0	.000	0-8	.000	0-0	.000	0	0	8	8.0	0	0	8	0	0	8
02	Jaylen Stowe	1-0	1	1.0	0-0	.000	0-0	.000	0-0	.000	0	0	0	0.0	0	0	0	0	0	0
Team											12	11	23				1			
Total.....		6	1200		145-326	.445	47-132	.356	75-102	.735	68	147	215	35.8	101	2	85	66	17	25
Opponents....		6	1200		125-337	.371	48-147	.327	76-98	.776	77	127	284	34.0	113	2	63	71	21	26

TEAM STATISTICS	MERC	OPP
SCORING	412	374
Points per game	68.7	62.3
Scoring margin	+6.3	-
FIELD GOALS-ATT	145-326	125-337
Field goal pct	.445	.371
3 POINT FG-ATT	47-132	48-147
3-point FG pct	.356	.327
3-pt FG made per game	7.8	8.0
FREE THROWS-ATT	75-102	76-98
Free throw pct	.735	.776
F-Throws made per game	12.5	12.7
REBOUNDS	215	284
Rebounds per game	35.8	34.0
Rebounding margin	+1.8	-
ASSISTS	85	63
Assists per game	14.2	10.5
TURNOVERS	66	71
Turnovers per game	11.0	11.8
Turnover margin	-0.8	-
Assist/turnover ratio	1.3	0.9
STEALS	25	26
Steals per game	4.2	4.3
BLOCKS	17	21
Blocks per game	2.8	3.5
ATTENDANCE	9633	8370
Home games-Avg/Game	3-3211	0-0
Neutral site-Avg/Game	-	3-2790

Date	Opponent	Score	Att
11/11/16	BREWTON-PARKER	W 87-53	3553
11/13/16	vs Florida	L 54-76	3716
11/20/16	GEORGIA SOUTHERN	W 80-67	3508
11/22/16	RANDOLPH	W 58-47	2572
11/25/16	vs East Carolina	W 70-66	2263
11/26/16	vs Alcorn	L 63-65	2281

* = Southern Conference game

! = in Jacksonville, Fla. (Veterans Memorial Arena)

^ = Savannah Invitational opening round game

% = Savannah Invitational (Savannah, Ga.)

Score by Periods	1st	2nd	Total
Mercer	178	234	412
Opponents	179	195	374



Mercer University Basketball
Mercer Season/Career Statistics (as of Nov 28, 2016)
All games



SEASON STATISTICS

CAREER STATISTICS

SUMMARY	gp-gs	min/g	fg%	3fg%	ft%	r/g	a/g	stl	blk	pts/g	gp-gs	min/g	fg%	3fg%	ft%	r/g	a/g	stl	blk	pts/g
Ria'n Holland	6-6	33.8	.488	.429	.783	4.0	2.3	8	1	20.2	6-6	33.8	.488	.429	.783	4.0	2.3	8	1	20.2
Demetre Rivers	6-6	29.2	.591	.400	.786	2.3	1.5	1	1	11.8	61-39	17.1	.446	.371	.848	2.0	0.6	14	12	6.7
Stephon Jelks	6-6	24.7	.472	.294	1.000	5.5	1.7	2	3	8.2	71-41	21.6	.458	.363	.771	5.9	1.3	45	20	8.5
Jordan Strawberry	6-6	26.3	.375	.333	.875	3.2	3.8	5	0	8.2	74-11	20.6	.384	.358	.830	1.9	3.0	53	1	6.4
Desmond Ringer	6-6	23.7	.514	.000	.500	5.0	0.3	1	3	7.3	29-29	24.7	.588	.000	.741	4.7	0.6	6	21	7.7
Ryan Johnson	6-0	14.8	.400	.400	.667	4.3	0.7	0	0	5.3	6-0	14.8	.400	.400	.667	4.3	0.7	0	0	5.3
Andrew Fishler	6-0	9.0	.357	.000	.700	2.2	0.2	0	7	2.8	37-6	7.9	.458	.000	.622	1.9	0.1	2	30	2.8
Cory Kilby	3-0	12.0	.500	.000	.500	3.0	1.0	1	0	1.7	37-0	8.5	.417	.276	.667	1.7	0.4	3	5	2.1
Rashad Lewis	6-0	11.0	.300	.167	.500	0.7	2.3	2	0	1.5	6-0	11.0	.300	.167	.500	0.7	2.3	2	0	1.5
Ross Cummings	5-0	9.6	.250	.200	.000	0.6	0.6	1	0	1.0	5-0	9.6	.250	.200	.000	0.6	0.6	1	0	1.0
Darius Roy	6-0	6.2	.182	.000	.500	2.3	0.3	3	0	1.0	6-0	6.2	.182	.000	.500	2.3	0.3	3	0	1.0
JJ N'Ganga	6-0	7.0	.125	.000	.500	0.5	0.0	1	2	0.7	6-0	7.0	.125	.000	.500	0.5	0.0	1	2	0.7
Stephen Gavin	1-0	1.0	.000	.000	.000	0.0	0.0	0	0	0.0	1-0	1.0	.000	.000	.000	0.0	0.0	0	0	0.0
Jaylen Stowe	1-0	1.0	.000	.000	.000	0.0	0.0	0	0	0.0	24-0	4.1	.321	.467	.500	0.7	0.2	3	0	1.3

SCORING	fg-fga	fg%	3fg-fga	3fg%	ft-fa	ft%	pts	pts/g	fg-fga	fg%	3fg-fga	3fg%	ft-fa	ft%	pts	pts/g
Ria'n Holland	41-84	.488	21-49	.429	18-23	.783	121	20.2	41-84	.488	21-49	.429	18-23	.783	121	20.2
Demetre Rivers	26-44	.591	8-20	.400	11-14	.786	71	11.8	139-312	.446	52-140	.371	78-92	.848	408	6.7
Stephon Jelks	17-36	.472	5-17	.294	10-10	1.000	49	8.2	216-472	.458	65-179	.363	108-140	.771	605	8.5
Jordan Strawberry	15-40	.375	5-15	.333	14-16	.875	49	8.2	170-443	.384	53-148	.358	78-94	.830	471	6.4
Desmond Ringer	19-37	.514	0-0	.000	6-12	.500	44	7.3	90-153	.588	0-0	.000	43-58	.741	223	7.7
Ryan Johnson	12-30	.400	6-15	.400	2-3	.667	32	5.3	12-30	.400	6-15	.400	2-3	.667	32	5.3
Andrew Fishler	5-14	.357	0-0	.000	7-10	.700	17	2.8	38-83	.458	0-0	.000	28-45	.622	104	2.8
Cory Kilby	2-4	.500	0-2	.000	1-2	.500	5	1.7	30-72	.417	8-29	.276	10-15	.667	78	2.1
Rashad Lewis	3-10	.300	1-6	.167	2-4	.500	9	1.5	3-10	.300	1-6	.167	2-4	.500	9	1.5
Ross Cummings	2-8	.250	1-5	.200	0-0	.000	5	1.0	2-8	.250	1-5	.200	0-0	.000	5	1.0
Darius Roy	2-11	.182	0-3	.000	2-4	.500	6	1.0	2-11	.182	0-3	.000	2-4	.500	6	1.0
JJ N'Ganga	1-8	.125	0-0	.000	2-4	.500	4	0.7	1-8	.125	0-0	.000	2-4	.500	4	0.7
Stephen Gavin	0-0	.000	0-0	.000	0-0	.000	0	0.0	0-0	.000	0-0	.000	0-0	.000	0	0.0
Jaylen Stowe	0-0	.000	0-0	.000	0-0	.000	0	0.0	9-28	.321	7-15	.467	5-10	.500	30	1.3

TOTALS	o-reb	d-reb	t-reb	pf	fo	ast	to	a/to	o-reb	d-reb	t-reb	pf	fo	ast	to	a/to
Ria'n Holland	4	20	24	12	0	14	7	2.0	4	20	24	12	0	14	7	2.0
Demetre Rivers	5	9	14	19	1	9	11	0.8	57	67	124	78	1	39	71	0.5
Stephon Jelks	12	21	33	10	0	10	11	0.9	133	285	418	125	2	90	77	1.2
Jordan Strawberry	4	15	19	10	0	23	11	2.1	36	105	141	104	1	219	114	1.9
Desmond Ringer	9	21	30	14	1	2	8	0.3	45	90	135	68	2	16	49	0.3
Ryan Johnson	5	21	26	10	0	4	3	1.3	5	21	26	10	0	4	3	1.3
Andrew Fishler	6	7	13	10	0	1	2	0.5	24	47	71	43	0	3	18	0.2
Cory Kilby	2	7	9	2	0	3	3	1.0	19	44	63	31	0	14	17	0.8
Rashad Lewis	0	4	4	5	0	14	4	3.5	0	4	4	5	0	14	4	3.5
Ross Cummings	2	1	3	2	0	3	2	1.5	2	1	3	2	0	3	2	1.5
Darius Roy	6	8	14	2	0	2	1	2.0	6	8	14	2	0	2	1	2.0
JJ N'Ganga	1	2	3	5	0	0	2	0.0	1	2	3	5	0	0	2	0.0
Stephen Gavin	0	0	0	0	0	0	0	0.0	0	0	0	0	0	0	0	0.0
Jaylen Stowe	0	0	0	0	0	0	0	0.0	3	14	17	14	0	5	7	0.7

2016-17 MERCER MEN'S BASKETBALL



Official Basketball Box Score -- Game Totals -- Final Statistics
Brewton-Parker vs Mercer
11/11/16 at Macon, Ga. (Hawkins Arena)



Brewton-Parker 53 • 4-2

#	Player	Total		3-Ptr		Rebounds			PF	TP	A	TO	Blk	Stl	Min
		FG-FGA	FT-FTA	FG-FGA	FT-FTA	Off	Def	Tot							
11	Cameron Bokenham	f	2-6	2-5	0-0	2	1	3	2	6	2	1	2	0	28
33	John Walker	f	3-5	1-2	0-0	2	2	4	3	7	0	1	0	2	19
00	Mckel Miller	g	4-10	1-6	2-2	0	5	5	3	11	1	4	0	0	26
12	Jamelle Lanier	g	2-9	1-4	0-0	1	2	3	1	5	1	1	0	2	23
15	Dava'dre Puryear	g	1-5	0-2	0-0	1	1	2	2	2	0	2	0	1	18
04	Tim Gaint		0-2	0-1	0-0	0	0	0	0	0	0	0	0	0	3
05	Marcus Ford		3-9	1-4	0-0	2	2	4	2	7	2	0	0	0	18
10	Trey Sparrow		0-1	0-1	0-0	0	0	0	0	0	0	0	0	0	3
13	Myles White		3-6	3-5	0-0	0	1	1	0	9	0	0	0	0	14
14	Cedric Woodson		0-1	0-0	0-0	0	0	0	1	0	0	0	0	0	4
20	Yanick Cox		0-2	0-0	0-0	0	1	1	0	0	1	0	0	0	8
21	Arthur Hairston		1-1	0-0	0-0	1	1	2	1	2	0	0	0	1	7
22	Amori Atkinson		0-0	0-0	0-0	1	1	2	2	0	0	0	0	0	4
24	Malik Wright		2-8	0-2	0-0	2	0	2	0	4	0	1	0	0	20
25	Jaylan Patrick		0-2	0-2	0-0	1	0	1	0	0	0	1	0	0	5
	Team					1	1	2							
Totals			21-67	9-34	2-2	14	18	32	17	53	7	11	2	6	200
FG % 1st Half: 14-32 43.8% 2nd half: 7-35 20.0% Game: 21-67 31.3%															
3FG % 1st Half: 5-13 38.5% 2nd half: 4-21 19.0% Game: 9-34 26.5%															
FT % 1st Half: 2-2 100.0 2nd half: 0-0 0.0% Game: 2-2 100.0															
															Deadball Rebounds 0,1

Mercer 87 • 1-0

#	Player	Total		3-Ptr		Rebounds			PF	TP	A	TO	Blk	Stl	Min
		FG-FA	FG-FGA	FT-FTA	Off	Def	Tot								
00	Desmond Ringer	f	4-6	0-0	0-0	0	5	5	0	8	0	0	0	0	22
15	Stephon Jelks	f	5-9	0-2	0-0	4	3	7	1	10	4	3	0	0	22
05	Jordan Strawberry	g	3-5	1-2	0-0	1	4	5	1	7	11	1	0	2	24
10	Ria'n Holland	g	7-14	5-11	5-5	0	2	2	1	24	1	2	0	1	27
23	Demetre Rivers	g	8-15	2-5	0-0	2	2	4	2	18	1	1	0	0	31
01	Cory Kilby		1-1	0-0	1-2	0	4	4	0	3	2	1	0	0	12
03	Stephen Gavin		0-0	0-0	0-0	0	0	0	0	0	0	0	0	0	1
13	Ryan Johnson		2-4	1-2	0-0	1	5	6	1	5	1	0	0	0	13
20	Darius Roy		1-3	0-2	0-0	1	1	2	0	2	0	1	0	0	6
24	Ross Cummings		1-1	1-1	0-0	0	0	0	0	3	1	0	0	0	11
25	Rashad Lewis		1-2	0-1	1-2	0	1	1	0	3	2	0	0	1	15
44	JJ N'Ganga		1-2	0-0	1-2	0	0	0	0	3	0	1	1	0	6
55	Andrew Fishler		0-2	0-0	1-2	1	2	3	1	1	0	0	0	0	10
	Team					2	3	5							
Totals			34-64	10-26	9-13	12	32	44	7	87	23	10	1	4	200

FG % 1st Half: 17-31 54.8%
3FG % 1st Half: 7-14 50.0%
FT % 1st Half: 4-4 100.0

2nd half: 17-33 51.5%
2nd half: 3-12 25.0%
2nd half: 5-9 55.6%

Game: 34-64 53.1%
Game: 10-26 38.5%
Game: 9-13 69.2%

Deadball Rebounds
3

Officials: Kenneth Totten; Michael Reese; Brad Stodghill
 Technical fouls: Brewton-Parker-None. Mercer-None.
 Attendance: 3553

Score by periods	1st	2nd	Total
Brewton-Parker	35	18	53
Mercer	45	42	87



Official Basketball Box Score -- Game Totals -- Final Statistics
Georgia Southern vs Mercer
11/20/16 2:00 PM at Macon, Ga. (Hawkins Arena)



Georgia Southern 67 • 1-2

#	Player		Total		3-Ptr		Rebounds			PF	TP	A	TO	Blk	Stl	Min
			FG-FGA	FG-FGA	FT-FTA	Off	Def	Tot								
00	Glenn, Montae	f	1-5	0-0	2-2	2	3	5	1	4	1	1	1	0	25	
11	O'Connell, Shawn	f	1-3	0-1	0-0	1	2	3	5	2	0	1	0	0	11	
03	Smith, Ike	g	6-17	1-7	6-6	1	2	3	4	19	2	0	0	1	32	
04	Brown, Tookie	g	5-11	5-9	0-0	1	0	1	2	15	3	3	1	2	35	
10	Allsmiller, Jake	g	2-10	2-10	0-0	0	1	1	3	6	2	3	0	0	32	
01	Boykins, Devonte		1-1	1-1	2-2	1	2	3	2	5	1	1	0	0	21	
05	Gladden, B.J.		5-8	1-3	5-7	1	6	7	3	16	2	1	4	1	28	
12	McRae, Aubrey		0-0	0-0	0-1	0	0	0	1	0	0	0	0	0	1	
14	Simmons, Coye		0-2	0-0	0-0	4	2	6	2	0	1	0	0	0	14	
25	Georgiev, David		0-0	0-0	0-0	0	0	0	0	0	0	0	0	0	1	
Team						0	1	1								
Totals			21-57	10-31	15-18	11	19	30	23	67	12	10	6	4	200	
FG % 1st Half: 11-30 36.7% 2nd half: 10-27 37.0% Game: 21-57 36.8%																
3FG % 1st Half: 7-20 35.0% 2nd half: 3-11 27.3% Game: 10-31 32.3%																
FT % 1st Half: 10-10 100.0 2nd half: 5-8 62.5% Game: 15-18 83.3%																
Deadball Rebounds 1																

Mercer 80 • 2-1

#	Player	Total		3-Ptr	Rebounds			PF	TP	A	TO	Blk	Stl	Min	
		FG-FGA	FG-FGA	FT-FTA	Off	Def	Tot								
00	Desmond Ringer	f	4-8	0-0	6-9	4	3	7	1	14	1	1	0	27	
15	Stephon Jelks	f	4-5	1-2	6-6	3	6	9	1	15	5	2	0	29	
05	Jordan Strawberry	g	3-8	1-4	6-6	0	2	2	2	13	2	1	0	24	
10	Ria'n Holland	g	7-13	2-7	2-3	0	3	3	2	18	3	1	1	36	
23	Demetre Rivers	g	3-4	1-2	6-7	0	3	3	2	13	1	2	0	22	
13	Ryan Johnson		0-3	0-1	0-0	0	3	3	4	0	1	0	0	16	
20	Darius Roy		0-2	0-0	0-0	2	3	5	0	0	1	0	0	19	
24	Ross Cummings		0-3	0-3	0-0	0	0	0	0	0	1	0	0	16	
25	Rashad Lewis		0-2	0-2	0-0	0	1	1	0	0	2	0	0	8	
44	JJ N'Ganga		0-0	0-0	0-0	0	0	0	0	0	0	0	0	2	
55	Andrew Fishler		3-5	0-0	1-1	2	2	4	2	7	1	0	1	0	11
Team						2	1	3							
Totals			24-53	5-21	27-32	13	27	40	14	80	16	9	2	5	200
FG % 1st Half: 13-29 44.8% 2nd half: 11-24 45.8% Game: 24-53 45.3%															
3FG % 1st Half: 2-13 15.4% 2nd half: 3-8 37.5% Game: 5-21 23.8%															
FT % 1st Half: 6-9 66.7% 2nd half: 21-23 91.3% Game: 27-32 84.4%															
														Deadball Rebounds 2	

Officials: Tommy Morrissey; Joey Richardson; Glenn Tuitt
 Technical fouls: Georgia Southern-None. Mercer-None.
 Attendance: 3508

Score by periods	1st	2nd	Total
Georgia Southern	39	28	67
Mercer	34	46	80



Official Basketball Box Score -- Game Totals -- Final Statistics
Mercer vs Florida
11/13/16 8 p.m. at Veterans Mem. Arena - Jacksonville, Fla.



Mercer 54 • 1-1

#	Player		Total		3-Ptr		Rebounds			PF	TP	A	TO	Blk	Stl	Min
			FG-FGA	FT-FTA	FG-FGA	FT-FTA	Off	Def	Tot							
00	Desmond Ringer	f	1-1	0-0	0-1	0	3	3	5	2	0	2	2	0	17	
15	Stephon Jelks	f	2-4	1-3	0-0	0	1	1	2	5	0	2	1	0	19	
05	Jordan Strawberry	g	1-3	0-0	2-3	2	1	3	1	4	2	4	0	0	21	
10	Ria'n Holland	g	8-16	5-10	0-0	0	4	4	4	21	1	3	0	1	32	
23	Demetre Rivers	g	1-4	0-2	0-0	0	1	1	5	2	2	2	0	0	16	
01	Cory Kilby		1-3	0-2	0-0	1	2	3	2	2	0	1	0	1	18	
13	Ryan Johnson		3-6	1-2	0-0	1	6	7	1	7	1	0	0	0	18	
20	Darius Roy		0-3	0-0	2-4	2	3	5	1	2	1	0	0	2	12	
24	Ross Cummings		1-3	0-0	0-0	2	1	3	2	2	2	1	0	0	12	
25	Rashad Lewis		0-2	0-0	1-2	0	0	0	2	1	0	2	0	1	12	
44	JJ N'Ganga		0-3	0-0	1-2	0	0	0	4	1	0	0	0	1	13	
55	Andrew Fishler		1-3	0-0	3-5	1	0	1	2	5	0	0	1	0	10	
	Team					1	0	1								
Totals			19-51	7-19	9-17	10	22	32	31	54	9	17	4	6	200	

FG % 1st Half: 6-18 33.3%
3FG % 1st Half: 0-6 0.0%
FT % 1st Half: 2-4 50.0%

2nd half: 13-33 39.4%
2nd half: 7-13 53.8%
2nd half: 7-13 53.8%

Game: 19-51 37.3%
Game: 7-19 36.8%
Game: 9-17 52.9%

Deadball Rebounds
3

Florida 76 • 2-0

#	Player		Total		3-Ptr		Rebounds			PF	TP	A TO Blk Stl				Min
			FG-FGA	FT-FTA	FG-FGA	FT-FTA	Off	Def	Tot			A	TO	Blk	Stl	
01	Robinson, Devin	f	4-9	1-3	3-3	4	5	9	2	12	1	2	0	2	32	
23	Leon, Justin	f	6-10	3-5	2-2	3	2	5	1	17	1	1	0	1	24	
15	Egbunou, John	c	2-4	0-0	2-2	4	4	8	3	6	0	1	1	1	22	
00	Hill, Kasey	g	1-6	0-4	4-6	0	3	3	2	6	2	2	0	0	26	
05	Allen, KeVaughn	g	3-12	2-8	5-5	1	2	3	1	13	5	4	2	2	26	
02	Hester, Eric		0-1	0-1	1-2	0	0	0	0	1	0	0	0	0	3	
11	Chiozza, Chris		1-4	1-2	1-2	0	0	1	3	4	2	0	0	0	16	
12	Gak, Gorjok		0-0	0-0	1-2	1	1	2	1	0	0	0	0	0	3	
13	Hayes, Kavarrius		2-6	0-0	0-1	2	2	4	3	4	0	1	1	0	15	
24	Barry, Canyon		2-5	1-1	2-2	1	3	4	0	7	0	0	0	0	20	
25	Stone, Keith		0-3	0-1	2-2	1	2	3	1	2	3	1	0	0	11	
32	Rimmer, Schuyler		1-1	0-0	1-1	0	0	0	1	3	0	1	0	0	2	
	Team															
	Totals		22-61	8-25	24-30	20	27	47	18	76	14	13	4	6	200	
	FG % 1st Half: 11-33	33.3%	2nd half: 11-28	39.3%	Game: 22-61	36.1%										
3FG	% 1st Half: 4-14	28.6%	2nd half: 4-11	36.4%	Game: 8-25	32.0%									Deadball Rebounds	
FT	% 1st Half: 10-12	83.3%	2nd half: 14-18	77.8%	Game: 24-30	80.0%									3	

2016-17 MERCER MEN'S BASKETBALL



Official Basketball Box Score -- Game Totals -- Final Statistics
East Carolina vs Mercer
 11/25/16 5 p.m. at Savannah, Ga. - Savannah Civic Center



Official Basketball Box Score -- Game Totals -- Final Statistics
Akron vs Mercer
 11/26/16 7:30 p.m. at Savannah, Ga. - Savannah Civic Center



East Carolina 66 • 4-2

#	Player	Total		3-Ptr		Rebounds			PF	TP	A	TO	Blk	Stl	Min
		FG-FGA	FG-FGA	FT-FTA	Off Def Tot										
02	WHITE, Caleb	f	2-9	2-5	0-0	1	2	3	2	6	0	2	0	0	37
15	BARKLEY, Kentrell	f	7-15	1-4	5-7	1	10	11	2	20	6	2	0	0	38
23	WILLIAMS, Clarence	f	1-4	0-0	0-0	1	2	3	1	2	1	1	0	1	16
31	WASHINGTON, Andre	c	3-6	0-0	4-6	4	2	6	5	10	1	0	2	1	32
21	TYSON, B.J.	g	5-13	1-4	4-4	0	1	1	0	15	2	2	0	1	27
00	RIAK, Deng		3-6	0-1	2-2	0	5	5	2	8	0	2	1	2	24
01	SHEPPARD, Jeremy		2-3	1-1	0-1	0	1	1	2	5	0	1	0	0	15
22	WILKINS, Raquan		0-1	0-1	0-0	0	0	0	0	0	0	0	0	0	3
25	CRAIG, Jabari		0-0	0-0	0-0	0	1	1	0	0	1	0	1	1	8
Team						5	2	7					1		
Totals			23-57	5-16	15-20	12	26	38	14	66	11	11	4	6	200
FG % 1st Half: 6-22 27.3% 2nd half: 17-35 48.6% Game: 23-57 40.4%															
3FG % 1st Half: 3-9 33.3% 2nd half: 2-7 28.6% Game: 5-16 31.3%															
FT % 1st Half: 5-7 71.4% 2nd half: 10-13 76.9% Game: 15-20 75.0%															
															Deadball Rebounds 2

Mercer 70 • 4-1

#	Player	Total		3-Ptr		Rebounds			PF	TP	A	TO	Blk	Stl	Min
		FG-FGA	FG-FGA	FT-FTA	Off Def Tot										
00	Desmond Ringer	f	2-6	0-0	0-0	1	4	5	2	4	0	3	0	0	30
15	Stephon Jelks	f	4-10	2-5	0-0	3	2	5	4	10	0	0	1	0	20
05	Jordan Strawberry	g	2-7	1-2	3-3	0	4	4	2	8	1	1	0	2	30
10	Ria'n Holland	g	9-20	4-10	4-5	0	4	4	1	26	2	0	0	1	37
23	Demetre Rivers	g	4-9	2-6	0-0	1	1	2	3	10	1	1	1	1	39
02	Jaylen Stowe		0-0	0-0	0-0	0	0	0	0	0	0	0	0	0	1
13	Ryan Johnson		4-7	2-5	0-0	2	4	6	3	10	2	2	0	0	20
20	Darius Roy		0-0	0-0	0-0	0	0	0	0	0	0	0	0	0	3
25	Rashad Lewis		1-2	0-1	0-0	0	2	2	3	2	3	0	0	0	10
44	JJ N'Ganga		0-0	0-0	0-0	0	2	2	0	0	0	0	1	0	6
55	Andrew Fishler		0-0	0-0	0-0	0	0	0	0	0	0	0	0	0	4
Team						2	2	4					1		
Totals			26-61	11-29	7-8	9	25	34	18	70	9	8	3	4	200
FG % 1st Half: 13-31 41.9% 2nd half: 13-30 43.3% Game: 26-61 42.6%															
3FG % 1st Half: 5-15 33.3% 2nd half: 6-14 42.9% Game: 11-29 37.9%															
FT % 1st Half: 0-0 0.0% 2nd half: 7-8 87.5% Game: 7-8 87.5%															
															Deadball Rebounds 1

Officials: Nathan Quick, Chris Merto, Davis Maxwell
 Technical fouls: East Carolina-None. Mercer-None.
 Attendance: 2263

Score by periods	1st	2nd	Total
East Carolina	20	46	66
Mercer	31	39	70

Akron 65 • 5-1


#	Player	Total		3-Ptr		Rebounds			PF	TP	A	TO	Blk	Stl	Min
		FG-FGA	FG-FGA	FT-FTA	Off Def Tot										
02	CHEATHAM, Jr., Kwan	f	3-6	3-4	0-0	0	6	6	3	9	1	2	0	1	30
23	JOHNSON, Isaiah	c	7-11	0-0	5-7	3	2	5	2	19	2	2	1	0	25
01	WILLIAMS, Josh	g	1-4	1-3	0-0	0	0	0	2	3	2	2	0	0	27
14	ROBOTHAM, Noah	g	2-4	2-4	0-1	0	0	0	1	6	0	0	0	0	30
55	JACKSON, Antino	g	5-8	2-5	2-2	0	2	2	3	14	2	2	1	0	31
00	IVEY, Jimond		1-3	1-1	2-2	1	1	2	2	5	0	0	0	0	25
03	UTOMI, Daniel		0-0	0-0	0-0	0	0	0	0	0	0	0	0	0	2
10	JACKSON, Aaron		1-3	1-3	0-0	0	1	1	1	3	0	0	0	0	8
11	DUNN-MARTIN, Tavian		0-0	0-0	3-3	0	2	2	3	3	1	1	0	0	10
21	HUGHES, Michael		0-4	0-0	2-2	1	2	3	2	2	0	1	0	0	8
22	OLOJAKPOKE, Emmanu		0-0	0-0	1-2	0	0	0	1	1	0	0	0	0	4
Team						1	2	3							
Totals			20-43	10-20	15-19	6	18	24	20	65	8	10	2	1	200
FG % 1st Half: 10-23 43.5% 2nd half: 10-20 50.0% Game: 20-43 46.5%															
3FG % 1st Half: 6-13 46.2% 2nd half: 4-7 57.1% Game: 10-20 50.0%															
FT % 1st Half: 9-9 100.0 2nd half: 6-10 60.0% Game: 15-19 78.9%															
															Deadball Rebounds 1

Mercer 63 • 4-2

#	Player	Total		3-Ptr		Rebounds			PF	TP	A	TO	Blk	Stl	Min
		FG-FGA	FG-FGA	FT-FTA	Off Def Tot										
00	Desmond Ringer	f	8-14	0-0	0-2	3	3	6	4	16	1	0	0	0	26
15	Stephon Jelks	f	2-5	1-3	0-0	1	5	6	1	5	1	2	0	1	29
05	Jordan Strawberry	g	2-8	1-4	2-2	1	2	3	0	7	3	2	0	0	33
10	Ria'n Holland	g	5-10	3-6	4-6	1	2	3	3	17	3	0	0	0	33
23	Demetre Rivers	g	3-5	2-4	4-6	2	0	2	3	12	2	3	0	0	34
01	Cory Kilby		0-0	0-0	0-0	1	1	2	0	0	1	1	0	0	6
13	Ryan Johnson		0-5	0-2	2-2	1	2	3	0	2	0	0	0	0	11
20	Darius Roy		1-2	0-0	0-0	1	1	2	1	2	0	0	0	0	5
24	Ross Cummings		0-0	0-0	0-0	0	0	0	0	0	0	0	0	0	2
25	Rashad Lewis		0-0	0-0	0-0	0	0	0	0	0	0	1	0	0	7
44	JJ N'Ganga		0-1	0-0	0-0	1	0	1	0	0	0	1	0	0	7
55	Andrew Fishler		1-2	0-0	0-0	1	0	1	4	2	0	1	0	0	7
Team						3	4	7							
Totals			22-52	7-19	12-18	16	20	36	16	63	11	11	0	1	200
FG % 1st Half: 10-24 41.7% 2nd half: 12-28 42.9% Game: 22-52 42.3%															
3FG % 1st Half: 3-9 33.3% 2nd half: 4-10 40.0% Game: 7-19 36.8%															
FT % 1st Half: 4-7 57.1% 2nd half: 8-11 72.7% Game: 12-18 66.7%															
															Deadball Rebounds 2

Officials: James Durham, Jerome Hall, Archibald Whaley
 Technical fouls: Akron-None. Mercer-None.
 Attendance: 2391

Score by periods	1st	2nd	Total
Akron	35	30	65
Mercer	27	36	63



Desmond RINGER

F • 6-9 • 255 • R-Jr. • 1L
McDonough, Ga. / South Carolina

BIO

2015-16

- Career-high 21 points (10-11 FG) vs. Wofford (1/16)
- Career-high 10 rebounds and 7 points at Davidson (11/23)
- Leads team in field goal pct. (.612)

2014-15

- Redshirted due to NCAA transfer rules

2013-14 (South Carolina)

- Played in 28 games, averaging 10.4 minutes per game
- Scored 2.1 points per game
- Recorded 2.0 rebounds per contest

HIGH SCHOOL

- Led Eagle’s Landing to 1st State title
- Posted 17 points and 14 boards in title game
- Ranked No. 7 player in Georgia by ESPN.com

PERSONAL

- Son Boris and Nattlie Ringer
- Has one brother



TOP PERFORMANCES

Points:22, at Wofford (2/11/16)
FG Made:..... 10, vs. Wofford (1/16/16)
FG Att: 11, vs. Wofford (1/16/16)
3-Point FGs: N/A
3-Point FGA: N/A
FT made:6, Georgia Southern (11/20/16)
FT attempts:9, Georgia Southern (11/20/16)
Rebounds: 10, at Davidson (11/23/15)
Assists: 2, 4x, vs. UNCG (1/30/16)
Blocks:3, 4x, at Arkansas (12/19/15)
Steals:2, vs. UNCG (1/30/16)
Minutes: 33, vs. Wofford (1/16/16)

^ - denotes from South Carolina

2016-17 GAME-BY-GAME STATISTICS

Opponent	Date	GS	Min	FG	FGA	Pct	3FG	FGA	Pct	FT	FTA	Pct	O	D	Tot	Avg	PF	FO	A	TO	Blk	Stl	Pts	Avg	
BREWTON-PARKER	11/11/16	*	22	4	6	.667	0	0	.000	0	0	.000	0	5	5	5.0	0	0	0	0	0	0	8	8.0	
vs Florida	11/13/16	*	17	1	11	.000	0	0	.000	0	1	.000	0	3	3	4.0	5	1	0	2	2	0	2	5.0	
GA. SOUTHERN	11/20/16	*	27	4	8	.500	0	0	.000	6	9	.667	4	3	7	5.0	1	0	1	1	0	0	14	8.0	
RADFORD	11/22/16	*	20	0	2	.000	0	0	.000	0	0	.000	1	3	4	4.8	2	0	0	2	1	1	0	6.0	
vs East Carolina	11/25/16	*	30	2	6	.333	0	0	.000	0	0	.000	1	4	5	4.8	2	0	0	3	0	0	4	5.6	
vs Akron	11/26/16	*	26	8	14	.571	0	0	.000	0	2	.000	3	3	6	5.0	4	0	1	0	0	0	16	7.3	
Totals			6	142	19	37	.514	0	0	.000	6	12	.500	9	21	30	5.0	14	1	2	8	3	1	44	7.3

CAREER STATISTICS

Season	gp-gs	min/avg	Total		3-Point		F-Throws		Rebounds										Scoring	
			fg-fga	pct	fg-fga	pct	ft-fa	pct	off	def	tot	avg	pf	fo	ast	to	blk	stl	pts	avg
2013-14*	28-1	291/10.4	18-48	.375	0-0	.000	22-35	.629	24	31	55	2.0	58	0	7	17	6	2	58	2.1
2015-16	23-23	574/25.0	71-116	.612	0-0	.000	37-46	.804	36	69	105	4.6	54	1	14	41	18	5	179	7.8
2016-17	6-6	142/23.7	19-37	.514	0-0	.000	6-12	.500	9	21	30	5.0	14	1	2	8	3	1	44	7.3
TOTAL	29-29	716/24.7	90-153	.588	0-0	.000	43-58	.741	45	90	135	4.7	68	2	16	49	21	6	223	7.7
All*	57-30	1007/17.7	108-201	.537	0-0	.000	65-93	.699	69	121	190	3.3	126	2	23	66	27	8	281	4.9

* Statistics from prior team/school



Cory KILBY

F • 6-7 • 195 • So. • 1L
Ada, Okla. / Ada HS

BIO

2015-16

- Career-high 13 points and 6 boards at Furman (2/13)
- Recorded 8 points, 4 boards and a block in debut vs. Allen (11/13)

PERSONAL

- Son of Pat and Angela Kilby
- Has two brothers and one sister
- Born on May 14, 1996 in Asheville, N.C.

HIGH SCHOOL

- Averaged 21 points, 11 boards and 4 blocks as a senior
- Ada HS record holder for career points (2,013)
- 2014 All-State quarterback selection

1

TOP PERFORMANCES

Points: 13, at Furman (2/13/16)
 FG Made:.....5, at Furman (2/13/16)
 FG Att: 7, 2x, at Furman (2/13/16)
 3-Point FGs:2, at UNCG (2/28/16)
 3-Point FGA: 5, at UNCG (2/28/16)
 FT Made: 2, 4x, at Furman (2/13/16)
 FT Att:4, at Furman (2/13/16)
 Rebounds:6, 2x, at Furman (2/13/16)
 Assists:2, 4x, vs. Brewton-Parker (11/11/16)
 Blocks: 1, 5x, at Kennesaw State (12/30/15)
 Steals: 1, at Wofford (2/11/16)
 Minutes:18, 2x, at Furman (2/13/16)

2016-17 GAME-BY-GAME STATISTICS

Opponent	Date	GS	Min	FG	FGA	Pct	3FG	FGA	Pct	FT	FTA	Pct	O	D	Tot	Avg	PF	FO	A	TO	Blk	Stl	Pts	Avg
BREWTON-PARKER	11/11/16		12	1		11.000	0	0	.000	1	2	.500	0	4	4	4.0	0	0	2	1	0	0	3	3.0
vs Florida	11/13/16		18	1	3	.333	0	2	.000	0	0	.000	1	2	3	3.5	2	0	0	1	0	1	2	2.5
GA. SOUTHERN	11/20/16		DNP																					
RADFORD	11/22/16		DNP																					
vs East Carolina	11/25/16		DNP																					
vs Akron	11/26/16		6	0	0	.000	0	0	.000	0	0	.000	1	1	2	3.0	0	0	1	1	0	0	0	1.7
Totals		0	36	2	4	.500	0	2	.000	1	2	.500	2	7	9	3.0	2	0	3	3	0	1	5	1.7

CAREER STATISTICS

Season	gp-gs	min/avg	Total		3-Point		F-Throws		Rebounds				Scoring					
			fg-fga	pct	fg-fga	pct	ft-fta	pct	off	def	tot	avg	pf	fo	ast	to	blk	stl
2015-16	34-0	277/8.1	28-68	.412	8-27	.296	9-13	.692	17	37	54	1.6	29	0	11	14	5	2
2016-17	3-0	36/12.0	2-4	.500	0-2	.000	1-2	.500	2	7	9	3.0	2	0	3	3	0	1
TOTAL	37-0	313/8.5	30-72	.417	8-29	.276	10-15	.667	19	44	63	1.7	31	0	14	17	5	3



Jaylen STOWE

G • 6-2 • 205 • So. • 1L
Harrisburg, N.C. / Hickory Ridge HS

BIO

2015-16

- Career-high 7 points and 2 rebounds at Furman (2/13) and vs. Citadel (3/4)
- Scored first 3 points of career at Davidson (11/23)

PERSONAL

- Son of Jason and Heather Stowe
- Has two brothers
- Born on Nov. 8, 1996 in Charlotte, N.C.

HIGH SCHOOL

- Averaged 22 points, 6 rebounds and 5 assists as a senior
- Hickory Ridge HS all-time leading scorer and assist leader
- Four-year honor student

2

TOP PERFORMANCES

Points:7, at Furman (2/13/16)
FG Made:.....3, at Furman (2/13/16)
FG Att:4, 2x, at VMI (2/25/16)
3-Point FGs:1, 4x, at VMI (2/25/16)
3-Point FGA:4, at VMI (2/25/16)
FT Made:1, 2x, vs. The Citadel (2/6/16)
FT Att:2, 2x, vs. The Citadel (2/6/16)
Rebounds:4, vs. The Citadel (2/6/16)
Assists:1, 5x, at VMI (2/25/16)
Blocks:N/A
Steals:1, 2x, at VMI (2/25/16)
Minutes:13, at VMI (2/25/16)

2016-17 GAME-BY-GAME STATISTICS

Opponent	Date	GS	Min	FG	FGA	Pct	3FG	FGA	Pct	FT	FTA	Pct	O	D	Tot	Avg	PF	FO	A	TO	Blk	Stl	Pts	Avg
BREWTON-PARKER	11/11/16					DNP																		
vs Florida	11/13/16					DNP																		
GA. SOUTHERN	11/20/16					DNP																		
RADFORD	11/22/16					DNP																		
vs East Carolina	11/25/16		1	0	0	.000	0	0	.000	0	0	.000	0	0	0	0.0	0	0	0	0	0	0	0	0.0
vs Akron	11/26/16					DNP																		
Totals		0	1	0	0	.000	0	0	.000	0	0	.000	0	0	0	0.0	0	0	0	0	0	0	0	0.0

CAREER STATISTICS

			Total		3-Point		F-Throws		Rebounds											Scoring	
Season	gp-gs	min/avg	fg-fga	pct	fg-fga	pct	ft-fta	pct	off	def	tot	avg	pf	fo	ast	to	blk	stl	pts	avg	
2015-16	23-0	97/4.2	9-28	.321	7-15	.467	5-10	.500	3	14	17	0.7	14	0	5	7	0	3	30	1.3	
2016-17	1-0	1/1.0	0-0	.000	0-0	.000	0-0	.000	0	0	0	0.0	0	0	0	0	0	0	0	0.0	
TOTAL	24-0	98/4.1	9-28	.321	7-15	.467	5-10	.500	3	14	17	0.7	14	0	5	7	0	3	30	1.3	



Stephen GAVIN

G • 6-3 • 190 • So. • SQ

Savannah, Ga. / Hilton Head Preparatory School

BIO

HIGH SCHOOL

- Averaged 16 points senior year
- Played at Savannah Day Country HS for three years
- Played in SCISA North vs. South Game
- Earned 2A SCISA All-Region, All-State honors

PERSONAL

- Son of Kevin Gavin and Allison Hersh
- Has one sister, Shannon
- Born on Feb. 19, 1997

3

TOP PERFORMANCES


Minutes 1, vs. Brewton-Parker (11/11/16)

2016-17 GAME-BY-GAME STATISTICS

Opponent	Date	GS	Min	FG	FGA	Pct	3FG	FGA	Pct	FT	FTA	Pct	O	D	Tot	Avg	PF	FO	A	TO	Blk	Stl	Pts	Avg
BREWTON-PARKER	11/11/16		1	0	0	.000	0	0	.000	0	0	.000	0	0	0	0.0	0	0	0	0	0	0	0	0.0
vs Florida	11/13/16		DNP																					
GA. SOUTHERN	11/20/16		DNP																					
RADFORD	11/22/16		DNP																					
vs East Carolina	11/25/16		DNP																					
vs Akron	11/26/16		DNP																					
Totals			0	1	0	0.000	0	0	.000	0	0	.000	0	0	0	0.0	0	0	0	0	0	0	0	0.0

CAREER STATISTICS

			Total		3-Point		F-Throws		Rebounds											Scoring	
Season	gp-gs	min/avg	fg-fga	pct	fg-fga	pct	ft-fta	pct	off	def	tot	avg	pf	fo	ast	to	blk	stl	pts	avg	
2016-17	1-0	1/1.0	0-0	.000	0-0	.000	0-0	.000	0	0	0	0.0	0	0	0	0	0	0	0	0.0	
TOTAL	1-0	1/1.0	0-0	.000	0-0	.000	0-0	.000	0	0	0	0.0	0	0	0	0	0	0	0	0.0	



Jordan STRAWBERRY

G • 6-1 • 175 • Jr. • 2L
Anaheim, Calif. / South Kent School

BIO

2015-16

- Career-high 24 points at Chattanooga (1/5)
- Career-high 8 assists vs. Wofford (1/16), Citadel (2/6) & Chattanooga (2/8)
- 11 games of 5+ assists

HIGH SCHOOL

- Led Monarchs to three State Championships, two CIF Southern Section Championships and four league titles
- All-State, All-CIF and first team All-League as junior and senior

2014-15

- Season-highs in points, FGs made & attempted, 3pt FGs attempted, assists, minutes played at Georgia (12/27)
- 4 games with 10+ points
- Season-high 3 3-pointers, 2 steals vs. Dartmouth (12/16)
- Multiple assists in 20 games

PERSONAL

- Born March 17, 1994 in Los Angeles, California
- Son of Darryl Strawberry and Charisse Strawberry-Fuller

5

TOP PERFORMANCES

Points: 24, at Chattanooga (1/05/16)
Rebounds: 6, Chattanooga (02/08/16)
Assists: 11, Brewton-Parker (11/11/16)
Steals: 3, 3x, at Coastal Carolina (03/15/16)
Blocks: 1, ETSU (02/20/16)
FG made: 8, at Chattanooga (1/05/16)
FG attempts: 14, Chattanooga (02/08/16)
3FG made: 3, 5x, at UNCG (2/28/16)
3-Point FGA: 6, 2x, vs. ETSU (2/20/16)
FT made: 6, 2x, Ga. Southern (11/20/16)
FT attempts: 6, 3x, Ga. Southern (11/20/16)
Minutes: 42, vs. Chattanooga (2/8/16)

2016-17 GAME-BY-GAME STATISTICS

Opponent	Date	GS	Min	FG	FGA	Pct	3FG	FGA	Pct	FT	FTA	Pct	O	D	Tot	Avg	PF	FO	A	TO	Blk	Stl	Pts	Avg
BREWTON-PARKER	11/11/16	*	24	3	5	.600	1	2	.500	0	0	.000	1	4	5	5.0	1	0	11	1	0	2	7	7.0
vs Florida	11/13/16	*	21	1	3	.333	0	0	.000	2	3	.667	2	1	3	4.0	1	0	2	4	0	0	4	5.5
GA. SOUTHERN	11/20/16	*	24	3	8	.375	1	4	.250	6	6	1.000	0	2	2	3.3	2	0	2	1	0	1	13	8.0
RADFORD	11/22/16	*	26	4	9	.444	1	3	.333	1	2	.500	0	2	2	3.0	4	0	4	2	0	0	10	8.5
vs East Carolina	11/25/16	*	30	2	7	.286	1	2	.500	3	3	1.000	0	4	4	3.2	2	0	1	1	0	2	8	8.4
vs Akron	11/26/16	*	33	2	8	.250	1	4	.250	2	2	1.000	1	2	3	3.2	0	0	3	2	0	0	7	8.2
Totals		6	158	15	40	.375	5	15	.333	14	16	.875	4	15	19	3.2	10	0	23	11	0	5	49	8.2

CAREER STATISTICS

Season	gp-gs		Total		3-Point		F-Throws		Rebounds										Scoring	
			fg-fga	pct	fg-fga	pct	ft-fta	pct	off	def	tot	avg	pf	fo	ast	to	blk	stl	pts	avg
2014-15	34-0	501/14.7	59-149	.396	14-38	.368	14-18	.778	11	29	40	1.2	47	0	70	42	0	15	146	4.3
2015-16	34-5	863/25.4	96-254	.378	34-95	.358	50-60	.833	21	61	82	2.4	47	1	126	61	1	33	276	8.1
2016-17	6-6	158/26.3	15-40	.375	5-15	.333	14-16	.875	4	15	19	3.2	10	0	23	11	0	5	49	8.2
TOTAL	74-11	1522/20.6	170-443	.384	53-148	.358	78-94	.830	36	105	141	1.9	104	1	219	114	1	53	471	6.4



Ria'n HOLLAND

G • 6-0 • 152 • R-Jr. • JC

Fayetteville, N.C. / Indian Hills CC / Wichita State

BIO

2015-16 (Indian Hills CC)

- Led team to 29-5 record, trip to NJCAA National Tourney
- First Team Iowa CC Athletic Conference selection
- Averaged 13.3 points per game
- Ranked 8th in NJCAA in 3pt Pct with .504

2014-15 (Wichita State)

- Averaged 1.9 points over 27 games
- Scored season-high nine points vs. George Washington (12/25)
- Season-best three rebounds vs. Memphis (11/18) along with five points scored

2013-14 (Wichita State)

- Redshirted true freshman season

HIGH SCHOOL

- Averaged 16 points senior year
- Played at Savannah Day Country HS for three years
- Played in SCISA North vs. South Game
- Earned 2A SCISA All-Region, All-State honors

PERSONAL

- Son of Robert and Rezina Holland
- Has a brother, Rosario, and a sister, Rezna
- Born on Nov. 12, 1994

10

TOP PERFORMANCES

Points: 26, vs East Carolina (11/25/16)
 Rebounds: 8, Radford (11/22/16)
 Assists: 4, Radford (11/22/16)
 Steals: 3, Georgia Southern (11/20/16)
 Blocks: 1, Georgia Southern (11/20/16)
 FG made: 9, vs East Carolina (11/25/16)
 FG attempts: 20, vs East Carolina (11/25/16)
 3FG made: 5, 2x, vs Florida (11/13/16)
 3FG attempts: ... 11, Brewton-Parker (11/11/16)
 FT made: 5, Brewton-Parker (11/11/16)
 FT attempts: 6, vs Akron (11/26/16)
 Minutes: 38, Radford (11/22/16)

^ - denotes from Wichita State

2016-17 GAME-BY-GAME STATISTICS

Opponent	Date	GS	Min	FG	FGA	Pct	3FG	FGA	Pct	FT	FTA	Pct	O	D	Tot	Avg	PF	FO	A	TO	Blk	Stl	Pts	Avg
BREWTON-PARKER	11/11/16	*	27	7	14	.500	5	11	.455	5	5	1.000	0	2	2	2.0	1	0	1	2	0	1	24	24.0
vs Florida	11/13/16	*	32	8	16	.500	5	10	.500	0	0	.000	0	4	4	3.0	4	0	1	3	0	1	21	22.5
GA. SOUTHERN	11/20/16	*	36	7	13	.538	2	7	.286	2	3	.667	0	3	3	3.0	2	0	3	1	1	3	18	21.0
RADFORD	11/22/16	*	38	5	11	.455	2	5	.400	3	4	.750	3	5	8	4.3	1	0	4	1	0	2	15	19.5
vs East Carolina	11/25/16	*	37	9	20	.450	4	10	.400	4	5	.800	0	4	4	4.2	1	0	2	0	0	1	26	20.8
vs Akron	11/26/16	*	33	5	10	.500	3	6	.500	4	6	.667	1	2	3	4.0	3	0	3	0	0	0	17	20.2
Totals			6	203	41	.488	21	49	.429	18	23	.783	4	20	24	4.0	12	0	14	7	1	8	121	20.2

CAREER STATISTICS

Season	gp-gs		min/avg		Total		3-Point		F-Throws		Rebounds				Scoring							
					fg-fga	pct	fg-fga	pct	ft-fa	pct	off	def	tot	avg	pf	fo	ast	to	blk	stl	pts	avg
2014-15*	27	0	229	8.5	17-53	.321	12-35	.343	4-4	1.000	8	12	20	0.7	27	0	10	7	1	6	50	1.9
2016-17	6	6	203	33.8	41-84	.488	21-49	.429	18-23	.783	4	20	24	4.0	12	0	14	7	1	8	121	20.2
TOTAL	6	6	203	33.8	41-84	.488	21-49	.429	18-23	.783	4	20	24	4.0	12	0	14	7	1	8	121	20.2
All*	33	6	432	13.1	58-137	.423	33-84	.393	22-27	.815	12	32	44	1.3	39	0	24	14	2	14	171	5.2

* Statistics from prior team/school



Ryan
JOHNSON

G • 6-5 • 192 • R-So. • JC
Greensboro, N.C. / Tallahassee CC

BIO

2015-16 (Tallahassee CC)

- Averaged 11.3 points per game, scoring 20+ in five games
- Scored career-high 30 pts vs St. Petersburg College
- Averaged 4.6 reboudns and 1.3 assists

2014-15 (Tallahassee CC)

- Redshirted season

HIGH SCHOOL

- Averaged 27.0 points, 6.0 rebounds, 4.0 assists
- Scored over 2,000 career points
- Rated as 16th overall prospect, No. 2 wing/guard in North Carolina by Pheom Hoops Report

PERSONAL

- Originally from Greensboro, N.C.

13

TOP PERFORMANCES

Points: 10, vs East Carolina (11/25/16)
Rebounds:7, vs Florida (11/13/16)
Assists:2, vs East Carolina (11/25/16)
FG made:4, vs East Carolina (11/25/16)
FG attempts:7, vs East Carolina (11/25/16)
3FG made:2, 2x, vs East Carolina (11/25/16)
3FG attempts:5, vs East Carolina (11/25/16)
FT made:2, vs Akron (11/26/16)
FT attempts:2, vs Akron (11/26/16)
Minutes 20, vs East Carolina (11/25/16)

2016-17 GAME-BY-GAME STATISTICS

Opponent	Date	GS	Min	FG	FGA	Pct	3FG	FGA	Pct	FT	FTA	Pct	O	D	Tot	Avg	PF	FO	A	TO	Blk	Stl	Pts	Avg
BREWTON-PARKER	11/11/16	13	2	4	.500	1	2	.500	0	0	.000	1	5	6	6.0	1	0	1	0	0	0	0	5	5.0
vs Florida	11/13/16	18	3	6	.500	1	2	.500	0	0	.000	1	6	7	6.5	1	0	1	0	0	0	0	7	6.0
GA. SOUTHERN	11/20/16	16	0	3	.000	0	1	.000	0	0	.000	0	3	3	5.3	4	0	0	1	0	0	0	4.0	
RADFORD	11/22/16	11	3	5	.600	2	3	.667	0	1	.000	0	1	1	4.3	1	0	0	0	0	0	0	8	5.0
vs East Carolina	11/25/16	20	4	7	.571	2	5	.400	0	0	.000	2	4	6	4.6	3	0	2	2	0	0	0	10	6.0
vs Akron	11/26/16	11	0	5	.000	0	2	.000	2	2	1.000	1	2	3	4.3	0	0	0	0	0	0	0	2	5.3
Totals		0	89	12	30	.400	6	15	.400	2	3	.667	5	21	26	4.3	10	0	4	3	0	0	32	5.3

CAREER STATISTICS

			Total		3-Point		F-Throws		Rebounds											Scoring	
Season	gp-gs	min/avg	fg-fga	pct	fg-fga	pct	ft-fta	pct	off	def	tot	avg	pf	fo	ast	to	blk	stl	pts	avg	
2016-17	6-0	89/14.8	12-30	.400	6-15	.400	2-3	.667	5	21	26	4.3	10	0	4	3	0	0	32	5.3	
TOTAL	6-0	89/14.8	12-30	.400	6-15	.400	2-3	.667	5	21	26	4.3	10	0	4	3	0	0	32	5.3	



Ethan STAIR

G • 6-5 • 205 • So. • 1L

Hazel Green, Ala. / Hazel Green HS

BIO

2015-16

- Career-high 15 points at Wofford (2/11/16)
- Career-high 9 rebounds vs. W. Michigan (11/29)
- 10 games of 10+ points

PERSONAL

- Son of David and Jackie Stair
- Has one brother and one sister
- Born on November 6, 1996

HIGH SCHOOL

- Averaged 22.4 points and 12.3 boards as a senior
- Recorded over 1,500 points and 1,000 rebounds in career
- All-State selection as a senior
- Team won state title in 2012
- Hazel Green HS record holder in 50-meter freestyle in swimming

2016-17 GAME-BY-GAME STATISTICS

Opponent	Date	GS	Min	FG	FGA	Pct	3FG	FGA	Pct	FT	FTA	Pct	O	D	Tot	Avg	PF	FO	A	TO	Blk	Stl	Pts	Avg
Totals																								


14

TOP PERFORMANCES

Points:15, at Wofford (2/11/16)
 FG Made:.....6, at Wofford (2/11/16)
 FG Att:10, 3x, at VMI (2/25/16)
 3-Point FGs:2, 3x, vs. ETSU (2/20/16)
 3-Point FGA:5, vs. The Citadel (2/6/16)
 FT Made:4, at VMI (2/25/16)
 FT Att:4, 6x, at VMI (2/25/16)
 Rebounds:9, vs. Western Michigan (11/29/15)
 Assists:5, vs. The Citadel (2/6/16)
 Blocks:1, 4x, vs. ETSU (2/20/16)
 Steals:3, 3x, at Wofford (2/11/16)
 Minutes:37, at Wofford (2/11/16)

CAREER STATISTICS

Season	gp-gs	min/avg	Total		3-Point		F-Throws		Rebounds										Scoring	
			fg-fga	pct	fg-fga	pct	ft-fta	pct	off	def	tot	avg	pf	fo	ast	to	blk	stl	pts	avg
2015-16	34-11	822/24.2	86-201	.428	18-64	.281	33-53	.623	44	98	142	4.2	76	3	37	44	6	22	223	6.6
TOTAL	34-11	822/24.2	86-201	.428	18-64	.281	33-53	.623	44	98	142	4.2	76	3	37	44	6	22	223	6.6



Stephon JELKS

F • 6-6 • 225 • Jr. • 2L

Marietta, Ga. / North Cobb Christian School

BIO

2015-16

- Career-high 24 points and career-high 17 rebounds at The Citadel (1/9)
- 10 double-doubles on the season
- 4 games of 20+ points
- 4 games of 15+ rebounds, 13 games of 10+ rebounds
- SoCon Player of the Month for December

- Career-high 9 rebounds in SoCon Tournament vs. VMI (3/7)
- Multiple rebounds in 23 games

HIGH SCHOOL

- Averaged 14.1 points, 10.3 rebounds as a senior
- Region Co-MVP as junior
- Also played football

PERSONAL

- Son of Stephanie Hargett
- Born on July 4, 1996 in Valdosta Ga.

15

TOP PERFORMANCES

Points:24, at The Citadel (1/9/16)
 FG Made:.....9, 2x, at Samford (2/1/16)
 FG Att:17, at The Citadel (1/9/16)
 3-Point FGs:4, 2x, vs. WCU (2/18/16)
 3-Point FGA:8, at Davidson (11/23/15)
 FT Made:7, vs. George Mason (11/16/15)
 FT Att:9, at Kennesaw State (12/30/15)
 Rebounds:17, at The Citadel (1/9/16)
 Assists:5, vs. Tulane (11/26/15)
 Blocks:2, 2x, at Arkansas (12/19/15)
 Steals:.....3, 2x, at Arkansas (12/19/15)
 Minutes:41, at Arkansas (12/19/15)

2014-15

- Selected to SoCon All-Freshman Team
- Season-high 14 points twice (vs. Wofford, vs. ETSU)
- 10+ points in six games & four-straight games played

2016-17 GAME-BY-GAME STATISTICS

Opponent	Date	GS	Min	FG	FGA	Pct	3FG	FGA	Pct	FT	FTA	Pct	O	D	Tot	Avg	PF	FO	A	TO	Blk	Stl	Pts	Avg	
BREWTON-PARKER	11/11/16	*	22	5	9	.556	0	2	.000	0	0	.000	4	3	7	7.0	1	0	4	3	0	0	10	10.0	
vs Florida	11/13/16	*	19	2	4	.500	1	3	.333	0	0	.000	0	1	1	4.0	2	0	0	2	1	0	5	7.5	
GA. SOUTHERN	11/20/16	*	29	4	5	.800	1	2	.500	6	6	1.000	3	6	9	5.7	1	0	5	2	0	0	15	10.0	
RADFORD	11/22/16	*	29	0	3	.000	0	2	.000	4	4	1.000	1	4	5	5.5	1	0	0	2	1	1	4	8.5	
vs East Carolina	11/25/16	*	20	4	10	.400	2	5	.400	0	0	.000	3	2	5	5.4	4	0	0	0	1	0	10	8.8	
vs Akron	11/26/16	*	29	2	5	.400	1	3	.333	0	0	.000	1	5	6	5.5	1	0	1	2	0	1	5	8.2	
Totals			6	148	17	36	.472	5	17	.294	10	101	.000	12	21	33	5.5	10	0	10	11	3	2	49	8.2

CAREER STATISTICS

Season	gp-gs		min/avg		Total		3-Point		F-Throws		Rebounds											Scoring	
					fg-fga	pct	fg-fga	pct	ft-fa	pct	off	def	tot	avg	pf	fo	ast	to	blk	stl		pts	avg
2014-15	31-1	397/12.8	61-116	.526	12-27	.444	25-37	.676	39	62	101	3.3	34	0	14	16	6	14				159	5.1
2015-16	34-34	987/29.0	138-320	.431	48-135	.356	73-93	.785	82	202	284	8.4	81	2	66	50	11	29				397	11.7
2016-17	6-6	148/24.7	17-36	.472	5-17	.294	10-10	1.000	12	21	33	5.5	10	0	10	11	3	2				49	8.2
TOTAL	71-41	1532/21.6	216-472	.458	65-179	.363	108-140	.771	133	285	418	5.9	125	2	90	77	20	45				605	8.5



Darius ROY

G • 6-2 • 170 • Fr. • HS

Lawton, Okla. / Lawton Eisenhower HS

BIO

HIGH SCHOOL

- Led team to 2015 State Championship
- Named to 2015 State All-Tournament Team
- Named to VYPE PReseason Top 50 in the Class of 2016

20

TOP PERFORMANCES

Points:2, 3x, vs Akron (11/26/16)
 Rebounds: 5, 2x, Georgia Southern (11/20/16)
 Assists:1, 2x, Georgia Southern (11/20/16)
 Steals:2, vs Florida (11/13/16)
 FG made:1, 2x, vs Akron (11/26/16)
 FG attempts:3, 2x, vs Florida (11/13/16)
 3FG attempts:2, Brewton-Parker (11/11/16)
 FT made:2, vs Florida (11/13/16)
 FT attempts:4, vs Florida (11/13/16)
 Minutes.....12, vs Florida (11/13/16)

2016-17 GAME-BY-GAME STATISTICS

Opponent	Date	GS	Min	FG	FGA	Pct	3FG	FGA	Pct	FT	FTA	Pct	O	D	Tot	Avg	PF	FO	A	TO	Blk	Stl	Pts	Avg
BREWTON-PARKER	11/11/16	6	1	3	.333	0	2	.000	0	0	.000	1	1	2	2.0	0	0	0	1	0	0	2	2.0	
vs Florida	11/13/16	12	0	3	.000	0	0	.000	2	4	.500	2	3	5	3.5	1	0	1	0	0	2	2	2.0	
GA. SOUTHERN	11/20/16	9	0	2	.000	0	0	.000	0	0	.000	2	3	5	4.0	0	0	1	0	0	1	0	1.3	
RADFORD	11/22/16	2	0	1	.000	0	1	.000	0	0	.000	0	0	0	3.0	0	0	0	0	0	0	0	1.0	
vs East Carolina	11/25/16	3	0	0	.000	0	0	.000	0	0	.000	0	0	0	2.4	0	0	0	0	0	0	0	0.8	
vs Akron	11/26/16	5	1	2	.500	0	0	.000	0	0	.000	1	1	2	2.3	1	0	0	0	0	0	2	1.0	
Totals		0	37	2	11	.182	0	3	.000	2	4	.500	6	8	14	2.3	2	0	2	1	0	3	6	1.0

CAREER STATISTICS

			Total		3-Point		F-Throws		Rebounds											Scoring	
Season	gp-gs	min/avg	fg-fga	pct	fg-fga	pct	ft-fta	pct	off	def	tot	avg	pf	fo	ast	to	blk	stl	pts	avg	
2016-17	6-0	37/6.2	2-11	.182	0-3	.000	2-4	.500	6	8	14	2.3	2	0	2	1	0	3	6	1.0	
TOTAL	6-0	37/6.2	2-11	.182	0-3	.000	2-4	.500	6	8	14	2.3	2	0	2	1	0	3	6	1.0	



Demetre
RIVERS

G • 6-8 • 180 • Jr. • 2L
Ladson, S.C. / Stratford HS

BIO

2015-16

- Career-high 22 points at Wofford (2/11/16)
- 16 points and career-high 9 rebounds vs. The Citadel (2/6)
- 17 games of 10+ points

2014-15

- Hit a 3-pointer, had a steal and an assist in debut against Piedmont (11/14)
- First career rebound at Western Carolina (1/22)

HIGH SCHOOL

- 2x All-State, 3x All-Region performer
- Averaged 18.1 points, 7.1 rebounds per game
- Selected to play in NC vs. SC All-Star game

PERSONAL

- Full name is Demetre Earl Rivers
- Born on December 7, 1995
- Son of Kenneth and Wanda Rivers

23

TOP PERFORMANCES


Points:22, at Wofford (2/11/16)
FG Made:8, 2x, vs. Brewton-Parker (11/11/16)
FG Att:19, at Arkansas (12/19/15)
3-Point FGs:4, at Wofford (2/11/16)
3-Point FGA:8, at Wofford (2/11/16)
FT Made:10, vs. Hiwassee (12/2/15)
FT Att:11, 2x, vs. Alcorn State (12/5/15)
Rebounds:9, vs. The Citadel (2/6/16)
Assists:4, 2x, at Wofford (2/11/16)
Blocks:2, vs. WCU (2/18/16)
Steals:2, 2x, at WCU (1/24/16)
Minutes:38, vs. Chattanooga (2/8/16)

2016-17 GAME-BY-GAME STATISTICS

Opponent	Date	GS	Min	FG	FGA	Pct	3FG	FGA	Pct	FT	FTA	Pct	O	D	Tot	Avg	PF	FO	A	TO	Blk	Stl	Pts	Avg			
BREWTON-PARKER	11/11/16	*	31	8	15	.533	2	5	.400	0	0	.000	2	2	4	4.0	2	0	1	1	0	0	18	18.0			
vs Florida	11/13/16	*	16	1	4	.250	0	2	.000	0	0	.000	0	1	1	2.5	5	1	2	2	0	0	2	10.0			
GA. SOUTHERN	11/20/16	*	22	3	4	.750	1	2	.500	6	7	.857	0	3	3	2.7	2	0	1	2	0	0	13	11.0			
RADFORD	11/22/16	*	33	7	7	1.000	1	1	1.000	1	1	1.000	0	2	2	2.5	4	0	2	2	0	0	16	12.3			
vs East Carolina	11/25/16	*	39	4	9	.444	2	6	.333	0	0	.000	1	1	2	2.4	3	0	1	1	1	1	10	11.8			
vs Akron	11/26/16	*	34	3	5	.600	2	4	.500	4	6	.667	2	0	2	2.3	3	0	2	3	0	0	12	11.8			
Totals			6	175	26	.44	44	.591		8	20	.400	11	14	.786	5	9	14	2.3	19	1	9	11	1	1	71	11.8

CAREER STATISTICS

			Total		3-Point		F-Throws		Rebounds											Scoring	
Season	gp-gs	min/avg	fg-fga	pct	fg-fga	pct	ft-fa	pct	off	def	tot	avg	pf	fo	ast	to	blk	stl	pts	avg	
2014-15	21-0	43/2.0	1-8	.125	1-5	.200	3-4	.750	0	1	1	0.0	7	0	1	5	2	1	6	0.3	
2015-16	34-33	823/24.2	112-260	.431	43-115	.374	64-74	.865	52	57	109	3.2	52	0	29	55	9	12	331	9.7	
2016-17	6-6	175/29.2	26-44	.591	8-20	.400	11-14	.786	5	9	14	2.3	19	1	9	11	1	1	71	11.8	
TOTAL	61-39	1041/17.1	139-312	.446	52-140	.371	78-92	.848	57	67	124	2.0	78	1	39	71	12	14	408	6.7	



Ross CUMMINGS

G • 6-3 • 165 • Fr. • HS

Dickson, Tenn. / Creek Wood HS

BIO

HIGH SCHOOL

- Led team to 31-2 record in junior season and first state quarterfinals appearance in school history
- Rated the No. 8 player in Tennessee in 2016 class by Hoop Seen

24

TOP PERFORMANCES

Points:3, Brewton-Parker (11/11/16)
 Rebounds:3, vs Florida (11/13/16)
 Assists:2, vs Florida (11/13/16)
 Steals:1, Radford (11/22/16)
 FG made:1, 2x, vs Florida (11/13/16)
 FG attempts:3, 2x, Ga. Southern (11/20/16)
 3FG made:1, Brewton-Parker (11/11/16)
 3FG attempts: .3, Georgia Southern (11/20/16)
 Minutes:16, Ga. Southern (11/20/16)

2016-17 GAME-BY-GAME STATISTICS

Opponent	Date	GS	Min	FG	FGA	Pct	3FG	FGA	Pct	FT	FTA	Pct	O	D	Tot	Avg	PF	FO	A	TO	Blk	Stl	Pts	Avg
BREWTON-PARKER	11/11/16	11	1	1	1	1.000	1	1	1.000	0	0	.000	0	0	0	0.0	0	0	1	0	0	0	3	3.0
vs Florida	11/13/16	12	1	3	3	.333	0	0	.000	0	0	.000	2	1	3	1.5	2	0	2	1	0	0	2	2.5
GA. SOUTHERN	11/20/16	16	0	3	3	.000	0	3	.000	0	0	.000	0	0	0	1.0	0	0	0	1	0	0	0	1.7
RADFORD	11/22/16	7	0	1	1	.000	0	1	.000	0	0	.000	0	0	0	0.8	0	0	0	0	0	1	0	1.3
vs East Carolina	11/25/16	DNP																						
vs Akron	11/26/16	2	0	0	0	.000	0	0	.000	0	0	.000	0	0	0	0.6	0	0	0	0	0	0	0	1.0
Totals		0	48	2	8	.250	1	5	.200	0	0	.000	2	1	3	0.6	2	0	3	2	0	1	5	1.0

CAREER STATISTICS

			Total		3-Point		F-Throws		Rebounds											Scoring	
Season	gp-gs	min/avg	fg-fga	pct	fg-fga	pct	ft-fta	pct	off	def	tot	avg	pf	fo	ast	to	blk	stl	pts	avg	
2016-17	5-0	48/9.6	2-8	.250	1-5	.200	0-0	.000	2	1	3	0.6	2	0	3	2	0	1	5	1.0	
TOTAL	5-0	48/9.6	2-8	.250	1-5	.200	0-0	.000	2	1	3	0.6	2	0	3	2	0	1	5	1.0	



Rashad LEWIS

G • 5-8 • 156 • Jr. • JC
Valdosta, Ga. / Tallahassee CC

BIO

2015-16 (Tallahassee CC)

- Named FCSAA/NJCAA Region All-Tourney team and all-conference honors
- Scored 11.8 points per game, averaged 3.2 three-point made baskets per game ranking 11th in the country
- Shot .420 from behind the arc
- Scored 20+ points on six occasions, career high was 26

HIGH SCHOOL

- Averaged 21.2 ppg as a junior, 19.3 ppg his senior year
- Named Region Player of the Year his senior season

PERSONAL

- Originally from Brooklyn, N.Y.

25

TOP PERFORMANCES

Points: 3, 2x, Radford (11/22/16)
Rebounds: 2, vs East Carolina (11/25/16)
Assists: 7, Radford (11/22/16)
Steals: 1, 2x, vs Florida (11/13/16)
FG made: 1, 3x, vs East Carolina (11/25/16)
FG attempts: 2, 4x, Radford (11/22/16)
3FG made: 1, Radford (11/22/16)
3FG attempts: 2, 2x, Radford (11/22/16)
FT made: 1, 2x, vs Florida (11/13/16)
FT attempts: 2, 2x, vs Florida (11/13/16)
Minutes: 15, Brewton-Parker (11/11/16)

2014-15 (Tallahassee CC)

- Averaged 6.4 ppg, Made 80 pct. of free throws
- Second on team with 35 steals

2016-17 GAME-BY-GAME STATISTICS

Opponent	Date	GS	Min	FG	FGA	Pct	3FG	FGA	Pct	FT	FTA	Pct	O	D	Tot	Avg	PF	FO	A	TO	Blk	Stl	Pts	Avg
BREWTON-PARKER	11/11/16	15	1	2	.500	0	1	.000	1	2	.500	0	0	1	1.0	0	0	2	0	0	1	3	3.0	
vs Florida	11/13/16	12	0	2	.000	0	0	.000	1	2	.500	0	0	0	0.5	2	0	0	2	0	1	1	2.0	
GA. SOUTHERN	11/20/16	8	0	2	.000	0	2	.000	0	0	.000	0	1	1	0.7	0	0	2	0	0	0	0	1.3	
RADFORD	11/22/16	14	1	2	.500	1	2	.500	0	0	.000	0	0	0	0.5	0	0	7	1	0	0	3	1.8	
vs East Carolina	11/25/16	10	1	2	.500	0	1	.000	0	0	.000	0	2	2	0.8	3	0	3	0	0	0	2	1.8	
vs Akron	11/26/16	7	0	0	.000	0	0	.000	0	0	.000	0	0	0	0.7	0	0	0	1	0	0	0	1.5	
Totals		0	49	2	8	.250	1	5	.200	2	4	.500	0	2	2	0.5	2	0	11	3	0	2	7	1.8

CAREER STATISTICS

			Total		3-Point		F-Throws		Rebounds											Scoring	
Season	gp-gs	min/avg	fg-fga	pct	fg-fga	pct	ft-fta	pct	off	def	tot	avg	pf	fo	ast	to	blk	stl	pts	avg	
2016-17	6-0	66/11.0	3-10	.300	1-6	.167	2-4	.500	0	4	4	0.7	5	0	14	4	0	2	9	1.5	
TOTAL	6-0	66/11.0	3-10	.300	1-6	.167	2-4	.500	0	4	4	0.7	5	0	14	4	0	2	9	1.5	



Mac BRYDON

C • 6-10 • 280 • Fr. • HS

Charlotte, N.C. / Carmel Christian HS

BIO

HIGH SCHOOL

- Led team to undefeated conference slate and tournament championship his senior year, named all-conference
- Led team in rebounds and blocks for 3 straight seasons
- Graduated with 4.0 GPA, received AASCI Award for highest cumulative math grade in 2015 and 2016

33

TOP PERFORMANCES

2016-17 GAME-BY-GAME STATISTICS

Opponent	Date	GS	Min	FG	FGA	Pct	3FG	FGA	Pct	FT	FTA	Pct	O	D	Tot	Avg	PF	FO	A	TO	Blk	Stl	Pts	Avg
.																								
Totals																								

CAREER STATISTICS



JJ
N’GANGA

C • 6-10 • 250 • R-Sr. • TR
Aubervilliers, France / New Mexico

BIO

2015-16 (New Mexico)

• Did not play due to injury, awarded medical redshirt

2014-15 (New Mexico)

• Averaged 6.4 ppg, Made 80 pct. of free throws
• Second on team with 35 steals

HIGH SCHOOL

• Attended Sunrise Christian Academy in Wichita, Kan.
• Led team to 25-4 record his senior year

PERSONAL

• Full name is Jean-Jacques Francis N’Ganga
• The oldest of four children

JuCo (Northern Oklahoma College-Tonkawa)

• Played two seasons (2012-13, 2013-14) at NOC-Tonkawa
• Averaged 6.0 points and 5.4 rebounds per game
• Shot .468 from the field as a sophomore
• Awarded Hays Scholarship - given to player w/best GPA

2016-17 GAME-BY-GAME STATISTICS

Opponent	Date	GS	Min	FG	FGA	Pct	3FG	FGA	Pct	FT	FTA	Pct	O	D	Tot	Avg	PF	FO	A	TO	Blk	Stl	Pts	Avg
BREWTON-PARKER	11/11/16		6	1	2	.500	0	0	.000	1	2	.500	0	0	0	0.0	0	0	0	1	1	0	3	3.0
vs Florida	11/13/16		13	0	3	.000	0	0	.000	1	2	.500	0	0	0	0.0	4	0	0	0	0	1	1	2.0
GA. SOUTHERN	11/20/16		2	0	0	.000	0	0	.000	0	0	.000	0	0	0	0.0	0	0	0	0	0	0	0	1.3
RADFORD	11/22/16		8	0	2	.000	0	0	.000	0	0	.000	0	0	0	0.0	1	0	0	0	0	0	0	1.0
vs East Carolina	11/25/16		6	0	0	.000	0	0	.000	0	0	.000	0	2	2	0.4	0	0	0	0	1	0	0	0.8
vs Akron	11/26/16		7	0	1	.000	0	0	.000	0	0	.000	1	0	1	0.5	0	0	0	1	0	0	0	0.7
Totals		0	42	1	8	.125	0	0	.000	2	4	.500	1	2	3	0.5	5	0	0	2	2	1	4	0.7

TOP PERFORMANCES

Points: 9, vs. Boston College (11/20/14)^
FG Made:.....4, vs. Utah State (02/07/15)^
FG Att:6, 2x, vs. Utah State (02/07/15)^
3-Point FGs: N/A
3-Point FGA: N/A
FT Made: 4, 2x, at UNLV (01/21/15)
FT Att: 5, 2x, vs. Fresno State (12/31/14)^
Rebounds:7, at Utah State (01/10/15)^
Assists:2, at Colorado State (02/10/15)^
Blocks: 2, vs. Boston College (11/20/14)^
Steals: 1, 2x, vs Florida (11/13/16)
Minutes:25, vs. Boston College (11/20/14)^

^ - denotes from New Mexico

CAREER STATISTICS

Season	gp-gs		Total		3-Point		F-Throws		Rebounds											Scoring	
			fg-fga	pct	fg-fga	pct	ft-fa	pct	off	def	tot	avg								pts	avg
2014-15*	29-0	344/11.9	36-61	.590	0-0	.000	22-36	.611	18	30	48	1.7	54	1	6	31	5	1		94	3.2
2016-17	6-0	42/7.0	1-8	.125	0-0	.000	2-4	.500	1	2	3	0.5	5	0	0	2	2	1		4	0.7
TOTAL	6-0	42/7.0	1-8	.125	0-0	.000	2-4	.500	1	2	3	0.5	5	0	0	2	2	1		4	0.7
All*	35-0	386/11.0	37-69	.536	0-0	.000	24-40	.600	19	32	51	1.5	59	1	6	33	7	2		98	2.8

* Statistics from prior team/school



Andrew FISHLER

C • 7-1 • 218 • R-Sr. • 1L
Cumming, Ga. / Gulf Coast State

BIO

2015-16

- Career-high 20 points & 10 rebounds vs. Citadel (2/6)
- Career-best 8 blocks vs. Chattanooga (2/8)
- Scored 9 points in Mercer debut vs. Allen (11/13)

2014-15

- Redshirted season

2012-14 (Gulf Coast CC)

- Averaged 5.3 points, 4.8 boards and 2.6 blocks as a sophomore
- Holds program block records for single-game (6), season (76) and career (146)

HIGH SCHOOL

- Holds Georgia block records for single-game (18), season (212) and career (308)
- Averaged 13.6 points and 8.1 rebounds per game as a senior

PERSONAL

- Son of Todd and Nancy Fishler
- Has two brothers and one sister
- Born on August 24, 1993

55

TOP PERFORMANCES

Points:20, The Citadel (02/06/16)
 Rebounds:10, The Citadel (02/06/16)
 Assists:1, 3x, Ga. Southern (11/20/16)
 Steals:1, 2x, Hiwassee (12/02/15)
 Blocks:8, Chattanooga (02/08/16)
 FG made:7, The Citadel (02/06/16)
 FG attempts:9, The Citadel (02/06/16)
 FT made:6, The Citadel (02/06/16)
 FT attempts:9, The Citadel (02/06/16)
 Minutes:20, vs. Chattanooga (2/8/16)

2016-17 GAME-BY-GAME STATISTICS

Opponent	Date	GS	Min	FG	FGA	Pct	3FG	FGA	Pct	FT	FTA	Pct	O	D	Tot	Avg	PF	FO	A	TO	Blk	Stl	Pts	Avg
BREWTON-PARKER	11/11/16	10	0	2	.000	0	0	.000	1	2	.500	1	2	3	3.0	1	0	0	0	0	0	0	1	1.0
vs Florida	11/13/16	10	1	3	.333	0	0	.000	3	5	.600	1	0	1	2.0	2	0	0	0	1	0	5	3.0	
GA. SOUTHERN	11/20/16	11	3	5	.600	0	0	.000	1	1	1.000	2	2	4	2.7	2	0	1	0	1	0	7	4.3	
RADFORD	11/22/16	12	0	2	.000	0	0	.000	2	2	1.000	1	3	4	3.0	1	0	0	1	5	0	2	3.8	
vs East Carolina	11/25/16	4	0	0	.000	0	0	.000	0	0	.000	0	0	0	2.4	0	0	0	0	0	0	0	3.0	
vs Akron	11/26/16	7	1	2	.500	0	0	.000	0	0	.000	1	0	1	2.2	4	0	0	1	0	0	2	2.8	
Totals		0	54	5	14	.357	0	0	.000	7	10	.700	6	7	13	2.2	10	0	1	2	7	0	17	2.8

CAREER STATISTICS

			Total		3-Point		F-Throws		Rebounds											Scoring	
Season	gp-gs	min/avg	fg-fga	pct	fg-fga	pct	ft-fta	pct	off	def	tot	avg	pf	fo	ast	to	blk	stl	pts	avg	
2015-16	31-6	239/7.7	33-69	.478	0-0	.000	21-35	.600	18	40	58	1.9	33	0	2	16	23	2	87	2.8	
2016-17	6-0	54/9.0	5-14	.357	0-0	.000	7-10	.700	6	7	13	2.2	10	0	1	2	7	0	17	2.8	
TOTAL	37-6	293/7.9	38-83	.458	0-0	.000	28-45	.622	24	47	71	1.9	43	0	3	18	30	2	104	2.8	