



@MercerMBB
#BearDownMU
#STIR

MEN'S BASKETBALL NOTES

MERCER BEARS

3-1
OVERALL

0-0
SOCON

Bob Hoffman
HEAD COACH

167-114
RECORD AT MERCER
(NINTH SEASON)



VS.



EAST CAROLINA PIRATES

4-1
OVERALL

0-0
AMERICAN

Jeff Lebo
HEAD COACH

103-101
RECORD AT ECU
(SEVENTH SEASON)

SCHEDULE

OVERALL 3-1 SoCon 0-0
H 3-0 | A 0-0 | N 0-1

NOVEMBER

Fri. 11	Brewton-Parker	ESPN3	W, 87-53
Sun. 13	! vs. Florida	ESPNU	L, 54-76
Sun. 20	^ Georgia Southern	ESPN3	W, 80-67
Tue. 22	^ Radford	ASN	W, 58-47
Fri. 25	^% vs. East Carolina	-	5 p.m.
Sat. 26	^% vs. TBD	-	TBD
Tue. 29	Davidson	ESPN3	7 p.m.

DECEMBER

Sat. 3	at George Mason	-	4 p.m.
Wed. 7	Oglethorpe	ESPN3	7 p.m.
Sat. 10	at Clemson	ACC Net Extra	4 p.m.
Sun. 18	at Auburn	SEC Network	1 p.m.
Thur. 22	La Salle	ASN	7 p.m.
Wed. 28	at Kennesaw State	-	7 p.m.
Sat. 31	* at Wofford	-	1 p.m.

JANUARY

Mon. 2	* at Furman	-	7 p.m.
Thur. 5	* VMI	ESPN3	7:30 p.m.
Sat. 7	* ETSU	ESPN3	4:30 p.m.
Wed. 11	* at Samford	-	8 p.m.
Sat. 14	* Chattanooga	ASN	2 p.m.
Thur. 19	* UNCG	ESPN3	7 p.m.
Sat. 21	* at Western Carolina	-	2 p.m.
Sat. 28	* The Citadel	ESPN3	4:30 p.m.
Mon. 30	* Western Carolina	ESPN3	7 p.m.

FEBRUARY

Thur. 2	* Furman	ESPN3	7 p.m.
Sat. 4	* Wofford	ESPN3	4:30 p.m.
Thur. 9	* at VMI	ESPN3	7 p.m.
Sat. 11	* at ETSU	ESPN3	4 p.m.
Sat. 18	* at The Citadel	-	1 p.m.
Wed. 22	* UNCG	ESPN3	7 p.m.
Sat. 25	* at Chattanooga	-	5 p.m.
Mon. 27	* Samford	ESPN3	7 p.m.

MARCH

3-6	& SoCon Tournament	ESPN3	TBA
-----	--------------------	-------	-----

OPENING TIPOFF

Mercer heads towards the coast and "The Hostess City of the South" as Savannah will play host to eight teams as part of the final rounds of the Savannah Invitational on Friday and Saturday at the Savannah Civic Center.

SERIES HISTORY

Mercer and East Carolina have not met since the 1977-78 season and have never faced off on a neutral court. The teams haven't met in over 38 years and even a glance at the series history couldn't give an indication on Friday's outcome; over the four all-time meetings (all at campus sites) the home team has won each time with the series split evenly at 2-2.

LAST TIME OUT

Demetre Rivers scored a game-high 16 points and Mercer shot an impressive 63.2 percent from the field in the second half as the Bears withstood a Radford rally in a 58-47 win in front of 2,572 fans Tuesday evening at Hawkins Arena.

Ria'n Holland added 15 points to go with eight rebounds and two steals as Mercer (3-1) remained perfect at home this season.

TODAY'S MATCHUP IN THE RANKINGS

Ranking	Mercer	Opp.
ESPN BPI (ESPN.com)	-	-
ESPN RPI (ESPN.com)	227	240
KenPom (kenpom.com)	159	169
NCAA RPI (ncaa.com)	-	-
Warren Nolan (warrennolan.com)	209	202

GAME INFORMATION

Date/Time: Friday, Nov. 25 • 5 p.m.
Location: Savannah, Ga. • MLK Arena (7,200)
Live Stats: MercerBears.com/livestats
Twitter Updates: @MercerMBB
Tickets: tickets.mercer.edu

SERIES INFORMATION

Series Record: Series tied, 2-2
In Macon: Mercer leads, 2-0
In Greenville: East Carolina leads, 2-0
Neutral/Unknown: First Meeting
Last Meeting: Mercer, 92-75, on 2/25/1978 in Macon
Streak: Mercer, 1

TV INFORMATION

Television: N/A
Talent: N/A

RADIO INFORMATION

Radio: Mercer Sports Network
Flagship: 97.3 FM The Bull Icons (Macon)
Play-by-Play: Rick Cameron

STATISTICAL COMPARISON

	MERCER	Opp.
Scoring Average	69.8	70.4
Opp. Scoring Average	6.8	59.2
Scoring Margin	+9.0	+11.2
FG Percentage	.455	.444
3FG Percentage	.345	.365
FT Percentage	.737	.643
Rebounding Average	36.2	45.4
Assists Per Game	16.3	14.0
Steals Per Game	5.0	6.2
Blocks Per Game	3.5	6.2

! - in Jacksonville, Fla.
^ - Savannah Invitational
% - in Savannah, Ga.
* - Southern Conference game
& - Southern Conference Tournament (Asheville, N.C.)

MEDIA RELATIONS

Patrick T. Walsh

Assistant AD for Media Relations

e: walsh_pt@mercer.edu

o: 478-301-5209

c: 318-514-9203

MERCER STARTING FIVE (Based on Previous Game)

0 RINGER R-Jr. F	5 STRAWBERRY Jr. G	10 HOLLAND R-Jr. G	15 JELKS Jr. F	23 RIVERS Jr. G
MIN 21.5	MIN 23.8	MIN 33.2	MIN 24.8	MIN 25.5
PPG 6.0	PPG 8.5	PPG 19.5	PPG 8.5	PPG 12.3
FG% 52.9%	FG% 44.0%	FG% 50.0%	FG% 52.4%	FG% 63.3%
3FG% N/A	3FG% 33.3%	3FG% 42.4%	3FG% 22.2%	3FG% 40.0%
AST 1	AST 19	AST 9	AST 9	AST 6

NUMERICAL ROSTER

No.	Name	Pronunciation	Pos.	Ht.	Wt.	Yr.	Exp.	Hometown / Previous School
0	Desmond Ringer		F	6-9	255	R-Jr.	1L	McDonough, Ga. / South Carolina
1	Cory Kilby		F	6-7	195	So.	1L	Ada, Okla. / Ada HS
2	Jaylen Stowe		G	6-2	205	So.	1L	Harrisburg, N.C. / Hickory Ridge HS
3	Stephen Gavin		G	6-3	190	So.	SQ	Savannah, Ga. / Hilton Head Preparatory School
5	Jordan Strawberry		G	6-1	175	Jr.	2L	Anaheim, Calif. / South Kent School
10	Ria'n Holland	REE-on	G	6-0	152	R-Jr.	JC	Fayetteville, N.C. / Indian Hills CC
13	Ryan Johnson		G	6-5	192	R-So.	JC	Greensboro, N.C. / Tallahassee CC
14	Ethan Stair		G	6-5	205	So.	1L	Hazel Green, Ala. / Hazel Green HS
15	Stephon Jelks	STEF-on	F	6-6	225	Jr.	2L	Marietta, Ga. / North Cobb Christian School
20	Darius Roy		G	6-2	170	Fr.	HS	Lawton, Okla. / Lawton Eisenhower HS
23	Demetre Rivers	de-MEE-TREE	G	6-8	180	Jr.	2L	Ladson, S.C. / Stratford HS
24	Ross Cummings		G	6-3	165	Fr.	HS	Dickson, Tenn. / Creek Wood HS
25	Rashad Lewis		G	5-8	156	Jr.	JC	Valdosta, Ga. / Tallahassee CC
33	Mac Brydon		C	6-10	280	Fr.	HS	Charlotte, N.C. / Carmel Christian
44	JJ N'Ganga	NN-GAHNG-AH	C	6-10	250	R-Sr.	TR	Aubervilliers, France / New Mexico
55	Andrew Fishler		C	7-1	218	R-Sr.	1L	Cumming, Ga. / Gulf Coast State

RADIO / TV ROSTER




Desmond RINGER
F / 6-9 / 255
R-Jr. / 1L
McDonough, Ga.



Cory KILBY
F / 6-7 / 195
So. / 1L
Ada, Okla.




Jaylen STOWE
G / 6-4 / 200
So. / 1L
Harrisburg, N.C.




Stephen GAVIN
G / 6-3 / 190
So. / SQ
Savannah, Ga.




Jordan STRAWBERRY
G / 6-1 / 175
Jr. / 2L
Anaheim, Calif.



Ria'n HOLLAND
G / 6-0 / 152
R-Jr. / JC
Fayetteville, N.C.



Ryan JOHNSON
G / 6-5 / 192
R-So. / JC
Greensboro, N.C.



Ethan STAIR
G / 6-5 / 205
So. / 1L
Hazel Green, Ala.



Stephon JELKS
F / 6-6 / 225
Jr. / 2L
Marietta, Ga.




Darius ROY
G / 6-2 / 170
Fr. / HS
Lawton, Okla.




Demetre RIVERS
G / 6-8 / 180
Jr. / 2L
Ladson, S.C.



Ross CUMMINGS
G / 6-3 / 165
Fr. / HS
Dickson, Tenn.




Rashad LEWIS
G / 5-8 / 156
Jr. / JC
Valdosta, Ga.



Mac BRYDON
C / 6-10 / 280
Fr. / HS
Charlotte, N.C.



JJ N'GANGA
C / 6-10 / 250
R-Sr. / TR
Aubervilliers, France



Andrew FISHLER
C / 7-1 / 218
R-Sr. / 1L
Cumming, Ga.



Bob HOFFMAN
Head Coach
Ninth Season
Oklahoma Baptist, 1979



Doug ESLEECK
Associate Head Coach
Seventh Season
North Carolina, 2005



Jason EAKER
Assistant Coach
Fourth Season
UT Pan American, 2004



Jarred MERRILL
Assistant Coach
Second Season
Oklahoma Christian, 2005



Jonathan HOWARD
Director of Basketball Operations
Fifth Season
Oklahoma, 2006

PRONUNCIATION GUIDE

Ria'n Holland
Stephon Jelks
Demetre Rivers
JJ N'Ganga

REE-on
STEF-on
de-MEE-TREE
NN-GANG-AH

Doug Esleeck
Jason Eaker

ess-lick
A-ker

BEARS RETURN TO SAVANNAH FOR FIRST TIME IN A DECADE

Savannah – dubbed “The Hostess City of the South” – will play hostess to the Bears for the first time in a decade this weekend when Mercer plays in the inaugural Savannah Invitational. But when the Bears head towards the coast, they will be looking for a kinder reception from the hostess city as the last trip to Savannah did not result in the outcome Mercer was hoping for. Mercer has made four trips in all and has posted a 3-1 record in Savannah, falling in its last trip in the coastal town to Savannah State over a decade ago. The Bears have faced Savannah State in all four trips and this weekend’s tournament will mark the first visit to the city for a neutral site game.

Mercer in Savannah (3-1)

Jan. 2, 2003	at Savannah State	W	84-66
Dec. 30, 2004	at Savannah State	W	98-81
Feb. 13, 2006	at Savannah State	W	77-60
Nov. 14, 2006	at Savannah State	L	61-71

LOOKING TO KEEP THE STREAK GOING

Mercer’s defense has been suffocating this season and that has been problematic for opponents. The Bears, ranked 14th in the nation in field goal percentage defense entering this weekend’s games (34.6 percent) have not allowed an opponent to shoot 40 percent or better this season. In fact, no team has shot 37 percent or better this season on the Bears.

Opponent Shooting Success?

FG%	Opponent	Date
36.8	Georgia Southern	Nov. 20
36.1	vs. Florida	Nov. 13
34.6	Radford	Nov. 22
31.3	Brewton-Parker	Nov. 11

NOT JUST A MERCER THING, IT’S A SOCON THING

Mercer’s scoring defense is currently ranked 35th nationally as opponents are averaging 60.8 points per game on the Bears entering this weekend’s contests but that does not seem to be limited just to the Bears. In fact, stellar scoring defenses are prevalent around the Southern Conference as, while Mercer is ranked 35th nationally, the Bears are just third in the league. The Missouri Valley Conference (4) is the only mid-major league with more teams ranked in the top 35 nationally in scoring defense than the Southern Conference (3). Also representing the SoCon in the category is Samford (ranked 21st, 58.7 ppg) and UNCG (23rd, 58.8).

RIA’N CHANNELS HIS INNER PETULA CLARK

Early in his first season in a Mercer uniform, Ria’n Holland has already established himself as a dangerous threat from downtown. He enters this game as one of the better shooters in the nation from beyond the arc.

Ria’n Holland from Downtown

Category	National Rank	SoCon Rank	Stat
3pt FG per game	32	3	3.50
3pt FG overall	44	4	14
3pt FG attempted	64	6	33
Points Per Game	95	3	19.5



ALL-TIME SERIES

Overall	Series tied, 2-2
Home	Mercer leads, 2-0
Away	East Carolina leads, 2-0
Neutral/Unknown Sites	First Meeting
Streak	Mercer, 1
Bob Hoffman vs. Ga. Southern	First Meeting

Last 10 Meetings

2/25/1978	Macon	W	92-75
2/23/1977	Greenville	L	70-76
2/17/1976	Macon	W	86-68
12/21/1974	Greenville	L	82-121



ALL-TIME RESULTS

Cincinnati	0-0
East Carolina	2-2
Houston	0-1
Memphis	0-2
SMU	0-0
Temple	0-0
Tulane	3-4
Tulsa	0-1
UCF	13-17
UConn	0-0
USF	2-3
TOTAL	20-30

SOUTHERN CONFERENCE

2016-17 STANDINGS

as of Nov. 23, 2016

Team	SoCon	Pct.	Overall	Pct.
Mercer	0-0	-	3-1	.750
ETSU	0-0	-	2-1	.667
Chattanooga	0-0	-	3-2	.600
UNCG	0-0	-	3-2	.600
Samford	0-0	-	2-2	.500
The Citadel	0-0	-	3-3	.500
Furman	0-0	-	2-3	.400
VMI	0-0	-	1-3	.250
Wofford	0-0	-	1-4	.200
Western Carolina	0-0	-	1-4	.200

UPCOMING SCHEDULE

Friday, November 25

Belmont Abbey at UNCG	2 p.m.
Mercer vs. East Carolina	5 p.m.
ETSU vs. Milwaukee	6:30 p.m.
Hiwassee at Furman	7 p.m.

Saturday, November 26

Mercer at Savannah Invitational	TBD
Campbell at VMI	1 p.m.
Chattanooga at Kennesaw State	2:30 p.m.
ETSU at South Dakota State	5:30 p.m.
Western Carolina at Jackson St.	7 p.m.
Bethune-Cookman at Samford	8 p.m.

Sunday, November 27

ETSU vs. UC Irvine	1 p.m.
Wofford at Colorado	2 p.m.
Nicholls State at Samford	8 p.m.

PRESEASON POLL (COACHES)

Rank	Team (1st-Place Votes)	Total
1.	Chattanooga (8)	80
2.	ETSU (2)	74
3.	Wofford	57
4.	Mercer	55
5.	Furman	50
	UNCG	50
7.	Samford	32
8.	Western Carolina	20
9.	VMI	19
10.	The Citadel	13

PRESEASON POLL (MEDIA)

Rank	Team (1st-Place Votes)	Total
1.	Chattanooga (26)	296
2.	ETSU (4)	268
3.	Furman	213
	Wofford	213
5.	Mercer	194
6.	UNCG	142
7.	Samford	113
8.	Western Carolina	112
9.	The Citadel	53
10.	VMI	48

FIRST TIME OPPONENT, REGARDLESS OF RESULT

No matter how Friday's games play out at the Savannah Invitational, Mercer will face an opponent for the first time on Saturday. The Bears have never played Air Force or Akron in the program's history.



VS.



ALL-TIME RESULTS

Akron	0-0
Ball State	0-2
Bowling Green	0-0
Buffalo	0-0
Central Michigan	0-0
Eastern Michigan	0-0
Kent State	0-0
Miami	0-0
Northern Illinois	0-0
Ohio	1-2
Toledo	0-0
Western Michigan	1-0
TOTAL	1-4



VS.



ALL-TIME RESULTS

Air Force	0-0
Boise State	0-0
Colorado State	0-1
Fresno State	0-0
Nevada	0-0
New Mexico	0-3
San Diego State	0-0
San Jose State	0-0
UNLV	0-0
Utah State	1-1
Wyoming	0-0
TOTAL	1-5

STRAWBERRY DISH

Prior to the 2016-17 season, Mercer guard Jordan Strawberry expressed his desire to lead the nation in assists. The junior guard is already one of the top givers in the Southern Conference entering this week's games.

Category	National Rank	SoCon Rank	Stat
Total Assists	157	7	15
Assists per game	77	2	5.0

RIA'N MAKES IT RAI³N

What a Mercer debut for Ria'n Holland. The redshirt junior that previously played at Wichita State by way of Indian Hills CC made his inaugural game in a Bears uniform a memorial one as he scored a game-high 24 points and was 5-for-11 from behind the arc.

MID-MAJOR RANKINGS

COLLEGE INSIDER

RK	TEAM	REC	PTS	PRV	CONFERENCE
1.	Gonzaga (22)	3-0	764	1	West Coast
2.	Saint Mary's (8)	3-0	748	2	West Coast
3.	Wichita State	4-0	715	3	Missouri Valley
4.	UNCW	3-0	663	6	Colonial
5.	BYU	3-0	611	12	West Coast
6.	Valparaiso	3-1	569	7	Horizon
7.	Ohio	3-0	541	13	Mid-American
8.	Illinois State	1-1	490	9	Missouri Valley
9.	Belmont	1-1	476	11	Ohio Valley
10.	Chattanooga	3-2	449	8	Southern
11.	Monmouth	1-2	430	4	Metro Atlantic
12.	Northern Iowa (1)	3-1	399	17	Missouri Valley
13.	UT Arlington	1-3	375	5	Sun Belt
14.	Stephen F. Austin	2-1	323	20	Southland
15.	Princeton	0-2	287	10	Ivy League
16.	Yale	2-1	282	18	Ivy League
17.	North Dakota State	4-1	254	19	Summit
18.	Fort Wayne	2-2	245	16	Summit
19.	Long Beach State	1-4	171	15	Big West
20.	Tennessee State	4-0	144	NR	Ohio Valley

21.	Florida Gulf Coast	1-3	143	21	Atlantic Sun
22.	ETSU	3-1	117	21	Southern
23.	South Alabama	5-0	109	NR	Sun Belt
24.	Oakland	4-0	96	NR	Horizon
25.	Arkansas State	4-1	92	NR	Sun Belt

Others receiving votes: Siena 82, Grand Canyon 57, Vermont 45, New Mexico State 42, **Akron 41**, UC Irvine 26, William & Mary 26, Lehigh 21, Eastern Michigan 20, Kent State 17, Charleston 16, Texas Southern 15, Albany 14, **Georgia Southern 13**, Pepperdine 13, Little Rock 12, Montana 11, North Dakota 11, Toledo 11, North Florida 10, CSU Bakersfield 9, Texas A&M Corpus Christi 8, Georgia State 6, Towson 6, Evansville 5, Montana State 5, Sam Houston State 5, Winthrop 5, Ball State 4, Fairfield 4, Wagner 4, Harvard 3, South Dakota 3, Iona 2, Missouri State 2, Northern Illinois 2, Boston University 1, South Dakota 1, Portland 1, UC Davis 1, UMBC 1, Wright State 1

LOCK DOWN D...

Mercer's defense has already made quite a statement early this season. The Bears enter this week's game ranked 14th in the nation (and first in the Southern Conference) in field goal percentage defense, holding opponents to only a 34.6 success rate in shooting the ball. That includes holding Florida - a perennial power house that averaged 42.6 percent shooting last year - to only 36.1 percent from the field on Nov. 13 against Mercer.

...STARTED AT THE BEGINNING...

Mercer's defense made an impressive showing in the second half of the season opener against Brewton-Parker on Friday, Nov. 11. The Bears made 22 consecutive defensive stops and held BPC scoreless over the final 12:25 in the game. Not a surprising performance, considering its numbers last year...

...INCLUDED A DEJA VU...

Had we seen that before? Mercer's defense went into lock down mode over the final seven minutes of the Bears' Nov. 20 game against Georgia Southern at Hawkins Arena, allowing only four points out of the opponents as Mercer ended the game on a 25-4 run. If that seems like a deja vu, maybe that's because it was...

...CONTINUED FROM LAST YEAR

The Bears held opponents to a combined shooting percentage of .402 from the field last season, the best mark in the SoCon. The Bears held 14 opponents to shooting under .400 percent from the floor. Mercer's defense has held four teams to 50 points or less last season (Alabama State, Alcorn State, Hiwassee and Samford).

JELKS RETURNS, WITH HONORS

An offseason after claiming All-Southern Conference honors, forward Stephon Jelks returns to Mercer for his junior season with fanfare. The Marietta, Georgia native was named to the 2016-17 Preseason All-SoCon Team by a vote of the league's coaches.

2016-17 PRESEASON ALL-SOCON TEAM

T.J. Cromer, ETSU	Casey Jones, Chattanooga
Hanner Mosquera-Perea, ETSU	Tre' McLean, Chattanooga
Devin Sibley, Furman	Justin Tuoyo, Chattanooga
Stephon Jelks, Mercer	QJ Peterson, VMI
R.J. White, UNCG	Fletcher Magee, Wofford

BOUNCING BACK

Mercer is 46-15 after a loss over the last five (entering six) seasons. That mark added two wins so far this year as the season opener followed last season's loss to Coastal Carolina while Mercer rebounded to the loss against Florida by beating Georgia Southern.

HOME, SWEET, HOME

Mercer is 73-12 at Hawkins Arena since the start of the 2011-12 season. The Bears have lost just once against a non-conference opponent in the regular season at Hawkins Arena since the beginning of the 2012 season, falling to Dartmouth, 67-51 on December 16, 2014.

NOT IN OUR HOUSE

Mercer excelled when playing in Hawkins Arena during the 2015-16 season. The Bears finished the regular season 11-3 at home with a scoring margin of +12.1 points in those games. The Orange and Black allowed opponents just 62.2 points per game and a field goal percentage of .376. That kind of success will look to be emulated as the 2016-17 season begins to get underway.

A PEACH OF A PROGRAM

Over the last five years Mercer has registered more wins overall and more wins per year than any other Division I program in Georgia.

ENTERING THIS SEASON...

School	Total Wins	Avg. Wins/Year
Mercer	116	23.2
Georgia State	103	20.6
Georgia	91	18.2
Georgia Southern	80	16.0
Savannah State	78	15.6
Georgia Tech	76	15.2
Kennesaw State	33	6.6

QUICK FACTS

MERCER UNIVERSITY

Location	Macon, Ga.
Enrollment	8,557
Founded	1833
Nickname	Bears
Colors	Orange and Black
Affiliation	NCAA Division I
Conference	Southern
Arena (Capacity)	Hawkins Arena (3,500)
President	Dr. William D. Underwood
Athletics Director	Jim Cole
Athletics Phone	(478) 301-4130

COACHING STAFF

Head Coach	Bob Hoffman
Record at Mercer/Years	164-113/8
MBB Career Record/Years	476-267/22
Career Record/Seasons	564-282/25
Associate Head Coach	Doug Esleeck
Assistant Coach	Jason Eaker
Assistant Coach	Jarred Merrill
Basketball Phone	(478) 301-5211

BASKETBALL HISTORY

First year of basketball	1906-07
Number of seasons	105
All-Time Record	1,212-1,145
Conference Regular Season Titles (Last)	7 (2014)
Conference Tournament Titles (Last)	3 (2014)
NCAA Tournament Appearances (Last)	3 (2014)
NCAA Record	1-3
NIT Appearances (Last)	1 (2013)
NIT Record	1-1
CollegiateInsider.com Tournament Appearances	2 (2016)
CIT Record	5-1
College Basketball Invitational Appearances	1 (2015)
CBI Record	1-1

MEDIA RELATIONS

Assistant AD/Media Relations (MBB Contact)	Patrick Walsh
Office Phone	(478) 301-5209
Cell	(318) 514-9203
E-mail	walsh_pt@mercer.edu
Assistant Director of Media Relations	Jenny Moss
Graduate Assistant	Gerrit Vangenderen

BEST FANS IN THE LAND

The Bears set the Hawkins Arena single game attendance record on Jan. 16, 2016 against Wofford as 4,502 fans packed the house and then reset the record three weeks later with 4,772 spectators on hand. Mercer was third the SoCon in attendance last season, averaging 3,070 fans per game. The Bears recorded sellouts in 10-of-14 games last year, including eight of nine Southern Conference contests.

NON-CON EXCELLENCE

Last season Mercer finished with a non-conference record of 10-3, the best during head coach Bob Hoffman's eight-year tenure. The Bears previous best mark of nine wins came during the 2013-14 season that resulted in a trip to the NCAA Tournament. Mercer looks to match or best that this season.

GIANT SLAYERS

Mercer's win over Arkansas on Dec. 22, 2015 was head coach Bob Hoffman's 10th win against high-major competition in eight seasons with the Bears. Six of the victories have come against teams from the SEC. He's also led the team to wins over Alabama (twice), Auburn, Duke (2014 NCAA Tournament) Florida State, Georgia Tech, Tennessee and Seton Hall and Ole Miss.

Hoffman and the Bears will have multiple chances to slay more giants this year with games at Clemson (Dec. 10) and Auburn (Dec. 18).

MOVING ON UP

With the win over Alabama State last season, Mercer head coach Bob Hoffman passed Robert Wilder (147) for second place on the Mercer all-time wins list with 148. Hoffman currently has 164 wins at Mercer while Bill Bibb currently ranks first in Mercer all-time coaching victories with 222.

REMEMBER, REMEMBER THE MONTH OF NOVEMBER

Last season Mercer finished it's best opening month in history, setting a program record for wins in November with six. Mercer was 6-1 and recorded wins over Allen, George Mason, Alabama State, Tulane, Appalachian State and Western Michigan.

STAIR CLIMBING

Last year then-freshman guard Ethan Stair has made an impressive debut in his first season at Mercer. Stair scored a career-high 15 points at Wofford (2/11), finishing 6-of-10 from the field, and is averaging 6.6 points per game. The freshman also excels in crashing the glass, posting a career-high nine rebounds against Western Michigan while averaging 4.1 rebounds per game.

WHAT'S IN A NAME?

Jordan Strawberry may have a famous name but he is using a different sport to prove he is his own man. The son of former New York Met Darryl Strawberry, Jordan is playing a different sport than his father but still finding a similar level of success. The 6-1 guard is in his junior season at Mercer and has the ability to be a game-changer on the court, just as his father was a game-changer on the diamond.

NATIONAL POLLS

ASSOCIATED PRESS

RK	TEAM	RECORD	PTS
1	Kentucky (42)	4-0	1,592
2	Villanova (21)	5-0	1,561
3	Indiana (2)	3-0	1,443
4	North Carolina	4-0	1,399
5	Kansas	2-1	1,374
6	Duke	4-1	1,337
7	Virginia	3-0	1,198
8	Arizona	3-0	1,129
9	Xavier	5-0	1,099
10	Louisville	3-0	947
11	Gonzaga	3-0	872
12	Creighton	4-0	770
13	Oregon	2-1	748
14	UCLA	4-0	735
15	Saint Mary's	3-0	703
16	Wisconsin	2-1	666
17	Purdue	2-1	613
18	Syracuse	3-0	610
19	West Virginia	3-0	474
20	Baylor	3-0	371
21	Iowa State	3-0	319
22	Texas	3-0	251
23	Rhode Island	4-1	217
24	Michigan State	2-2	183
25	Michigan	4-0	89
25	Florida State	4-0	89

Others receiving votes: California 56, Maryland 55, Miami 44, Cincinnati 39, Wichita St 36, **Florida 34**, Seton Hall 15, Dayton 14, Butler 14, Virginia Tech 12, Notre Dame 6, Colorado 4, Ohio State 4, Ohio 1, Rutgers 1, Tennessee State 1

USA TODAY COACHES

RK	TEAM	RECORD	PTS
1	Kentucky (20)	4-0	754
2	Villanova (4)	5-0	725
3	Duke (5)	4-1	658
4	North Carolina	4-0	654
5	Indiana (2)	3-0	650
6	Virginia	3-0	600
	Kansas	2-1	600
8	Xavier	5-0	545
9	Arizona	3-0	530
10	Louisville	3-0	470
11	Gonzaga	3-0	409
12	Oregon	2-1	390
13	UCLA	4-0	318
14	Wisconsin	2-1	306
15	Saint Mary's	3-0	301
16	Syracuse	3-0	288
17	West Virginia	3-0	284
18	Creighton	4-0	280
19	Purdue	2-1	254
20	Michigan State	2-2	227
21	Texas	3-0	146
22	Iowa State	3-0	134
23	Maryland	4-0	94
24	Michigan	4-0	79
25	Rhode Island	4-1	70

Others receiving votes: Baylor 60, California 38, Miami 37, **Florida 26**, Seton Hall 21, Cincinnati 20, Florida State 20, VCU 11, Colorado 11, Butler 10, Notre Dame 9, Wichita St 9, Utah 7, NC State 5, Dayton 5, Texas A&M 4, Virginia Tech 3, Oklahoma 3, Connecticut 3, Yale 2, UCF 1, UAB 1, Arkansas 1, Northern Iowa 1, CSU Bakersfield 1

SEASON/CAREER TOTALS

Double-Digit Scoring	16-17	Career
Stephon Jelks	2	30
Demetre Rivers	3	21
Jordan Strawberry	2	16
Ethan Stair	0	9
Desmond Ringer	1	5
Ria'n Holland	4	4
Andrew Fishler	0	1
Cory Kilby	0	1

20+ Point Games	16-17	Career
Stephon Jelks	0	4
Jordan Strawberry	0	3
Demetre Rivers	0	2
Ria'n Holland	2	2
Andrew Fishler	0	1
Desmond Ringer	0	1

Games Led in Scoring	16-17	Career
Demetre Rivers	1	8
Stephon Jelks	0	7
Ria'n Holland	3	3
Jordan Strawberry	0	3
Desmond Ringer	0	2
Andrew Fishler	0	1

Double-Doubles	15-16	Career
Stephon Jelks	0	10
Andrew Fishler	0	1

10+ Assist Games	16-17	Career
Jordan Strawberry	1	1

5+ 3-Point FG Games	16-17	Career
Ria'n Holland	2	2

2016-17 TEAM ALMANAC

Longest Winning Streak	2
Longest Losing Streak	1
Most Points Scored	87
Fewest Points Scored	54
Most Points Allowed	76
Fewest Points Allowed	47
Average Points Scored	69.8
Average Points Allowed	60.8

2016-17 INDIVIDUAL HIGHS

Most Points	24, R. Holland vs. Brewton-Parker (11/11/16)
Most Rebounds	9, S. Jelks vs. Ga. Southern (11/20/16)
Most Blocks	5, A. Fishler vs. Radford (11/22/16)
Most Assists	11, J. Strawberry vs. Brewton-Parker (11/11/16)
Most Steals	3, R. Holland vs. Ga. Southern (11/20/16)

NATIONAL RANKINGS

THROUGH NOV. 22, 2016

TEAM

	NCAA	SoCon	Value
3-pt Field Goal Attempts	202	7	84
Assist Turnover Ratio	42	1	1.38
Assists Per Game	71	4	16.3
Blocked Shots Per Game	170	4	3.5
Defensive Rebounds per Game	207	5	25.50
Fewest Fouls	77	3	67
Fewest Turnovers	86	2	47
Field-Goal Percentage	149	4	45.5
Field-Goal Percentage Defense	14	1	34.6
Free Throw Attempts	242	5	76
Free Throws Made	213	5	56
Free-Throw Percentage	76	3	73.7
Offensive Rebounds Per Game	186	9	10.75
Personal Fouls Per Game	39	2	16.8
Rebound Margin	198	7	0.8
Scoring Defense	35	3	60.8
Scoring Margin	121	2	9.0
Scoring Offense	277	7	69.8
Steals Per Game	272	9	5.0
Three Pt FG Defense	80	3	29.7
Three-Point Field Goals Per Game	181	9	7.3
Three-Point Field-Goal Percentage	180	5	34.5
Total 3-point FGM	195	8	29
Total Assists	106	3	65
Total Blocks	175	6	14
Total Rebounds	227	7	145
Total Rebounds Per Game	213	6	36.25
Total Steals (345 ranked)	267	8	20
Turnover Margin (334 ranked)	159	5	0.8
Turnovers Forced	268	7	12.50
Turnovers Per Game	64	1	11.8
Won-Lost Percentage	86	1	75.0

INDIVIDUAL

3-pt Field Goal Attempts			
Ria'n Holland	64	6	33

Blocked Shots Per Game			
Andrew Fishler	100	5	1.75

Free-Throw Percentage			
Stephon Jelks	1	1	100.0

Points Per Game			
Ria'n Holland	95	3	19.5

Three-Point Field Goals Per Game			
Ria'n Holland	32	3	3.50

Total 3-point FGM			
Ria'n Holland	44	4	14

2016-17 MERCER MEN'S BASKETBALL

RECORD BREAKDOWN

Overall	3-1
Home	3-0
Road	0-0
Neutral	0-1
Overtime	0-0
SoCon	0-0
SoCon Home	0-0
SoCon Road	0-0
In afternoon games	1-0
In night games	2-1
When scoring first	0-1
When opponent scores first	3-0
When leading at halftime	2-0
When trailing at halftime	1-1
When tied at halftime	0-0
Leading with 5:00 left	2-0
Trailing with 5:00 left	1-1
Tied with 5:00 left	0-0
In games decided by 3 points or less	0-0
In games decided by 4-10 points	0-0
In games decided by more than 10 points	3-1
When scoring 30-39 points	0-0
When scoring 40-49 points	0-0
When scoring 50-59 points	1-1
When scoring 60-69 points	0-0
When scoring 70-79 points	0-0
When scoring 80-89 points	2-0
When scoring 90+ points	0-0
When scoring 100+ points	0-0
When allowing less than 40 points	0-0
When allowing 40-49 points	1-0
When allowing 50-59 points	1-0
When allowing 60-69 points	1-0
When allowing 70-79 points	0-1
When allowing 80-89 points	0-0
When allowing 90+ points	0-0
When allowing 100+ points	0-0
When shooting less than 30%	0-0
When shooting 30-39%	0-1
When shooting 40-49%	2-0
When shooting 50% or better	1-0
When opponents shoot less than 30%	0-0
When opponents shoot 30-39%	3-1
When opponents shoot 40-49%	0-0
When opponents shoot 50% or better	0-0
When out-shooting opponents	3-1
When out-shot by opponents	0-0
When percentages are even	0-0
When out-rebounding opponents	2-0
When out-rebounded by opponents	1-1
When rebounds are even	0-0
When committing more turnovers	0-1
When committing less turnovers	3-0
When turnovers are even	0-0
Sunday	1-1
Monday	0-0
Tuesday	1-0
Wednesday	0-0
Thursday	0-0
Friday	1-0
Saturday	0-0
White uniforms	3-0
Orange uniforms	0-0
Black uniforms	0-1

THE LAST TIME...

A Mercer Player Had:

20 points or more

25 points or more
30 points or more
10 rebounds or more
15 rebounds or more

8 assists or more

5 steals or more

5 blocks or more

a double-double

A Mercer Opponent Had:

20 points or more

25 points or more

30 points or more

10 rebounds or more

15 rebounds or more

8 assists or more

5 steals or more

5 blocks or more

a double-double

Mercer:

Scored 90 points

Allowed 90 points

Scored 100 points

Allowed 100 points

Scored less than 50 points

Allowed less than 50 points

Shot 50 percent or better

Shot 35 percent or below

Shot 80+ percent from FT line

Shot 90+ percent from FT line

Made 20+ free throws

Made 10+ 3-point field goals

Grabbed 50 or more rebounds

Grabbed 60 or more rebounds

Forced 25 or more turnovers

Had four players in double-figures

Had five players in double-figures

Had six players in double-figures

Won in overtime

Lost in overtime

21, Ria'n Holland vs. Florida (11/13/16)

26, Jestin Lewis at Samford (2/1/16)

30, Ike Nwamu at Tennessee (12/22/14)

11, Phillip Leonard vs. The Citadel (3/4/16)

17, Stephon Jelks at The Citadel (1/9/16)

11, Jordan Strawberry vs. Brewton-Parker (11/11/16)

5, Langston Hall at Florida State (12/2/12)

5, Andrew Fishler vs. Radford (11/22/16)

Phillip Leonard (11 pts, 11 reb) vs. The Citadel (3/4/16)

20, Julian Eleby, at VMI (2/25/16)

25, Ge'Lawn Guyn, vs. ETSU (3/5/16)

46, QJ Peterson, at VMI (2/25/16)

10, Torrion Brummitt, WCU (2/18/16)

15, Casey Jones, Chattanooga (1/29/15)

8, Diante Baldwin, UNCG (1/30/16)

7, Jae'Sean Tate, Ohio State (12/22/15)

6, Alan Williams, UCSB (11/28/14)

Torrion Brummitt (15 pts, 10 reb), WCU (2/18/16)

91, at The Citadel (1/9/16)

91, at VMI (2/25/16)

117, at Valparaiso (11/29/13)

108, at Valparaiso (11/29/13)

44, at Ohio State (3/8/15)

47, Radford (11/22/16)

53.1% (34-64) vs. Brewton-Parker (11/11/16)

34.7% (17-49) at Ohio State (12/22/15)

84.4% (27-32) vs. Georgia Southern (11/20/16)

100.0% (9-9) at Coastal Carolina (3/15/16)

27, vs. Georgia Southern (11/20/16)

10, vs. Georgia Southern (11/20/16)

54, at WCU (1/24/16)

60, vs. The Citadel (2/6/16)

27, vs. FGCU (1/14/08)

vs. The Citadel (2/6/16)

vs. Georgia Southern (11/20/16)

at The VMI (2/25/16)

70-69 (1OT) vs. Wofford (1/16/16)

72-66 (1OT) vs. Chattanooga (2/8/16)



HEAD COACH BOB HOFFMAN

NINTH SEASON

OKLAHOMA BAPTIST, 1979

- 2014 A-Sun Coach of the Year
- 2013 A-Sun Coach of the Year

- Signed on as Mercer head coach on March 27, 2008
- Named 2013 & 2014 Atlantic Sun Coach of the Year
- 564 wins as a head coach and 164 wins at Mercer
- Guided Mercer to program's first outright Atlantic Sun regular season title in 2012-13 and first NCAA Tournament win in 2014
- Led Mercer to 2012 CollegiateInsider.com Tournament Title
- Presided over program best 27-9 season in 2013-14
- 10 high-major wins in 8 seasons at Mercer- wins over Arkansas, Auburn, Alabama (2x), Duke, Georgia Tech, Florida State, Seton Hall & Ole Miss
- First coach to win in all four postseason tournaments (NCAA, NIT, CIT, CBI) in a four-year span
- Achieved three-straight 20-win seasons, a first for Mercer men's basketball
- 73-34 record after the New Year in last five seasons

MERCER POSTSEASON WINS UNDER HOFFMAN

OPPONENT	SCORE	TOURNAMENT	DATE
The Citadel	71-69	SoCon First Round	March 4, 2016
Stony Brook	72-70	CBI First Round	March 18, 2015
Duke	78-71	NCAA Second Round	March 21, 2014
Florida Gulf Coast	68-60	A-Sun Championship	March 9, 2014
USC Upstate	78-75 (2OT)	A-Sun Semifinal	March 6, 2014
Jacksonville	85-64	A-Sun Quarterfinal	March 4, 2014
Tennessee	75-67	NIT First Round	March 20, 2013
USC Upstate	72-64	A-Sun Semifinal	March 8, 2013
Lipscomb	82-48	A-Sun Quarterfinal	March 6, 2013
Utah State	70-67	CIT Championship	March 28, 2012
Fairfield	64-59	CIT Semifinal	March 24, 2012
Old Dominion	79-73	CIT Quarterfinal	March 21, 2012
Georgia State	64-59	CIT Second Round	March 17, 2012
Tennessee State	68-60	CIT First Round	March 13, 2012
Lipscomb	61-53	A-Sun Quarterfinal	Feb. 29, 2012
Lipscomb	73-63	A-Sun Quarterfinal	March 3, 2011
Jacksonville	66-63	A-Sun Semifinal	March 5, 2010
Belmont	87-81	A-Sun Quarterfinal	March 4, 2010

HOFFMAN YEAR-BY-YEAR

SOUTHERN NAZARENE (WOMEN)

Year	W-L
1987-88	21-11
1988-89	36-2
1989-90	31-3
Three Seasons	88-16 (.846)

OKLAHOMA BAPTIST

Year	W-L
1990-91	15-17
1991-92	16-17
1992-93	34-4
1993-94	30-7
1994-95	28-6
1995-96	29-7
1996-97	36-4
1997-98	24-9
1998-99	31-7
Nine Seasons	243-78 (.757)

TEXAS PAN-AMERICAN

Year	W-L
1999-00	12-16
2000-01	12-17
2001-02	21-9
2002-03	10-20
2003-04	14-14
Five Seasons	69-76 (.542)

MERCER

Year	W-L
2008-09	17-15
2009-10	16-17
2010-11	15-18
2011-12	27-11
2012-13	24-12
2013-14	27-9
2014-15	19-16
2015-16	19-15
Eight Seasons	164-113 (.592)

CAREER HEAD COACHING RECORD

25 Seasons	564-283 (.666)
-------------------	-----------------------

MERCER POWER CONFERENCE WINS UNDER HOFFMAN

Opponent	Score	Date	Location
Arkansas	69-66 (OT)	Dec. 19, 2015	Little Rock, Ark.
No. 6 Duke	78-71	March 21, 2014	Raleigh, N.C.
Ole Miss	79-76	Dec. 22, 2013	Oxford, Miss.
Seton Hall	77-74	Nov. 16, 2013	Macon, Ga.
Tennessee	75-67	Mar. 20, 2013	Knoxville, Tenn.
Alabama	66-59	Dec. 22, 2012	Tuscaloosa, Ala.
Florida State	61-56	Dec. 2, 2012	Tallahassee, Fla.
Georgia Tech	65-59	Dec. 22, 2010	Atlanta, Ga.
Auburn	78-74	Nov. 19, 2008	Auburn, Ala.
Alabama	72-69	Nov. 16, 2008	Tuscaloosa, Ala.

2016-17 MERCER MEN'S BASKETBALL



Mercer University Basketball Mercer Combined Team Statistics (as of Nov 22, 2016) All games



RECORD:	OVERALL	HOME	AWAY	NEUTRAL
ALL GAMES	3-1	3-0	0-0	0-1
CONFERENCE	0-0	0-0	0-0	0-0
NON-CONFERENCE	3-1	3-0	0-0	0-1

##	Player	gp-gs	min	avg	Total		3-Point		F-Throw		Rebounds						a	to	blk	stl	pts	avg
					fg-fga	fg%	3fg-fga	3fg%	ft-fa	ft%	off	def	tot	avg	pf	dq						
10	Ria'n Holland	4-4	133	33.2	27-54	.500	14-33	.424	10-12	.833	3	14	17	4.3	8	0	9	7	1	7	78	19.5
23	Demetre Rivers	4-4	102	25.5	19-30	.633	4-10	.400	7-8	.875	2	8	10	2.5	13	1	6	7	0	0	49	12.3
05	Jordan Strawberry	4-4	95	23.8	11-25	.440	3-9	.333	9-11	.818	3	9	12	3.0	8	0	19	8	0	3	34	8.5
15	Stephon Jelks	4-4	99	24.8	11-21	.524	2-9	.222	10-10	1.000	8	14	22	5.5	5	0	9	9	2	1	34	8.5
00	Desmond Ringer	4-4	86	21.5	9-17	.529	0-0	.000	6-10	.600	5	14	19	4.8	8	1	1	5	3	1	24	6.0
13	Ryan Johnson	4-0	58	14.5	8-18	.444	4-8	.500	0-1	.000	2	15	17	4.3	7	0	2	1	0	0	20	5.0
55	Andrew Fishler	4-0	43	10.8	4-12	.333	0-0	.000	7-10	.700	5	7	12	3.0	6	0	1	1	7	0	15	3.8
01	Cory Kilby	2-0	30	15.0	2-4	.500	0-2	.000	1-2	.500	1	6	7	3.5	2	0	2	2	0	1	5	2.5
25	Rashad Lewis	4-0	49	12.3	2-8	.250	1-5	.200	2-4	.500	0	2	2	0.5	2	0	11	3	0	2	7	1.8
24	Ross Cummings	4-0	46	11.5	2-8	.250	1-5	.200	0-0	.000	2	1	3	0.8	2	0	3	2	0	1	5	1.3
44	JJ N'Ganga	4-0	29	7.3	1-7	.143	0-0	.000	2-4	.500	0	0	0	0.0	5	0	0	1	1	1	4	1.0
20	Darius Roy	4-0	29	7.3	1-9	.111	0-3	.000	2-4	.500	5	7	12	3.0	1	0	2	1	0	3	4	1.0
03	Stephen Gavin	1-0	1	1.0	0-0	.000	0-0	.000	0-0	.000	0	0	0	0.0	0	0	0	0	0	0	0	0.0
Team											7	5	12									
Total.....		4	800		97-213	.455	29-84	.345	56-76	.737	43	102	145	36.2	67	2	65	47	14	20	279	69.8
Opponents.....		4	800		82-237	.346	33-111	.297	46-59	.780	59	83	142	35.5	79	1	44	50	15	19	243	60.8

TEAM STATISTICS	MER	OPP
SCORING	279	243
Points per game	69.8	60.8
Scoring margin	+9.0	-
FIELD GOALS-ATT	97-213	82-237
Field goal pct	.455	.346
3 POINT FG-ATT	29-84	33-111
3-point FG pct	.345	.297
3-pt FG made per game	7.3	8.3
FREE THROWS-ATT	56-76	46-59
Free throw pct	.737	.780
F-Throws made per game	14.0	11.5
REBOUNDS	145	142
Rebounds per game	36.2	35.5
Rebounding margin	+0.8	-
ASSISTS	65	44
Assists per game	16.3	11.0
TURNOVERS	47	50
Turnovers per game	11.8	12.5
Turnover margin	+0.8	-
Assist/turnover ratio	1.4	0.9
STEALS	20	19
Steals per game	5.0	4.8
BLOCKS	14	15
Blocks per game	3.5	3.8
ATTENDANCE	9633	3716
Home games-Avg/Game	3-3211	0-0
Neutral site-Avg/Game	-	1-3716

Date	Opponent		Score	Att.
11/11/16	BREWTON-PARKER	W	87-53	3553
! 11/13/16	vs Florida	L	54-76	3716
^ 11/20/16	GEORGIA SOUTHERN	W	80-67	3508
11/22/16	RADFORD	W	58-47	2572

* = Conference game

! - in Jacksonville, Fla. (Veterans Memorial Arena)

^ - Savannah Invitational

Score by Periods	1st	2nd	Totals
Mercer	120	159	279
Opponents	124	119	243



Mercer University Basketball
Mercer Season/Career Statistics (as of Nov 23, 2016)
All games



SEASON STATISTICS

CAREER STATISTICS

SUMMARY	gp-gs	min/g	fg%	3fg%	ft%	r/g	a/g	stl	blk	pts/g	gp-gs	min/g	fg%	3fg%	ft%	r/g	a/g	stl	blk	pts/g
Ria'n Holland	4-4	33.2	.500	.424	.833	4.3	2.3	7	1	19.5	4-4	33.2	.500	.424	.833	4.3	2.3	7	1	19.5
Demetre Rivers	4-4	25.5	.633	.400	.875	2.5	1.5	0	0	12.3	59-37	16.4	.443	.369	.860	2.0	0.6	13	11	6.5
Jordan Strawberry	4-4	23.8	.440	.333	.818	3.0	4.8	3	0	8.5	72-9	20.3	.388	.359	.820	1.9	3.0	51	1	6.3
Stephon Jelks	4-4	24.8	.524	.222	1.000	5.5	2.3	1	2	8.5	69-39	21.5	.460	.363	.771	5.9	1.3	44	19	8.6
Desmond Ringer	4-4	21.5	.529	.000	.600	4.8	0.3	1	3	6.0	27-27	24.4	.602	.000	.768	4.6	0.6	6	21	7.5
Ryan Johnson	4-0	14.5	.444	.500	.000	4.3	0.5	0	0	5.0	4-0	14.5	.444	.500	.000	4.3	0.5	0	0	5.0
Andrew Fishler	4-0	10.8	.333	.000	.700	3.0	0.3	0	7	3.8	35-6	8.1	.457	.000	.622	2.0	0.1	2	30	2.9
Cory Kilby	2-0	15.0	.500	.000	.500	3.5	1.0	1	0	2.5	36-0	8.5	.417	.276	.667	1.7	0.4	3	5	2.2
Rashad Lewis	4-0	12.3	.250	.200	.500	0.5	2.8	2	0	1.8	4-0	12.3	.250	.200	.500	0.5	2.8	2	0	1.8
Ross Cummings	4-0	11.5	.250	.200	.000	0.8	0.8	1	0	1.3	4-0	11.5	.250	.200	.000	0.8	0.8	1	0	1.3
JJ N'Ganga	4-0	7.3	.143	.000	.500	0.0	0.0	1	1	1.0	4-0	7.3	.143	.000	.500	0.0	0.0	1	1	1.0
Darius Roy	4-0	7.3	.111	.000	.500	3.0	0.5	3	0	1.0	4-0	7.3	.111	.000	.500	3.0	0.5	3	0	1.0
Stephen Gavin	1-0	1.0	.000	.000	.000	0.0	0.0	0	0	0.0	1-0	1.0	.000	.000	.000	0.0	0.0	0	0	0.0

SCORING	fg-fga	fg%	3fg-fga	3fg%	ft-fta	ft%	pts	pts/g	fg-fga	fg%	3fg-fga	3fg%	ft-fta	ft%	pts	pts/g
Ria'n Holland	27-54	.500	14-33	.424	10-12	.833	78	19.5	27-54	.500	14-33	.424	10-12	.833	78	19.5
Demetre Rivers	19-30	.633	4-10	.400	7-8	.875	49	12.3	132-298	.443	48-130	.369	74-86	.860	386	6.5
Jordan Strawberry	11-25	.440	3-9	.333	9-11	.818	34	8.5	166-428	.388	51-142	.359	73-89	.820	456	6.3
Stephon Jelks	11-21	.524	2-9	.222	10-10	1.000	34	8.5	210-457	.460	62-171	.363	108-140	.771	590	8.6
Desmond Ringer	9-17	.529	0-0	.000	6-10	.600	24	6.0	80-133	.602	0-0	.000	43-56	.768	203	7.5
Ryan Johnson	8-18	.444	4-8	.500	0-1	.000	20	5.0	8-18	.444	4-8	.500	0-1	.000	20	5.0
Andrew Fishler	4-12	.333	0-0	.000	7-10	.700	15	3.8	37-81	.457	0-0	.000	28-45	.622	102	2.9
Cory Kilby	2-4	.500	0-2	.000	1-2	.500	5	2.5	30-72	.417	8-29	.276	10-15	.667	78	2.2
Rashad Lewis	2-8	.250	1-5	.200	2-4	.500	7	1.8	2-8	.250	1-5	.200	2-4	.500	7	1.8
Ross Cummings	2-8	.250	1-5	.200	0-0	.000	5	1.3	2-8	.250	1-5	.200	0-0	.000	5	1.3
JJ N'Ganga	1-7	.143	0-0	.000	2-4	.500	4	1.0	1-7	.143	0-0	.000	2-4	.500	4	1.0
Darius Roy	1-9	.111	0-3	.000	2-4	.500	4	1.0	1-9	.111	0-3	.000	2-4	.500	4	1.0
Stephen Gavin	0-0	.000	0-0	.000	0-0	.000	0	0.0	0-0	.000	0-0	.000	0-0	.000	0	0.0

TOTALS	o-reb	d-reb	t-reb	pf	fo	ast	to	a/to	o-reb	d-reb	t-reb	pf	fo	ast	to	a/to
Ria'n Holland	3	14	17	8	0	9	7	1.3	3	14	17	8	0	9	7	1.3
Demetre Rivers	2	8	10	13	1	6	7	0.9	54	66	120	72	1	36	67	0.5
Jordan Strawberry	3	9	12	8	0	19	8	2.4	35	99	134	102	1	215	111	1.9
Stephon Jelks	8	14	22	5	0	9	9	1.0	129	278	407	120	2	89	75	1.2
Desmond Ringer	5	14	19	8	1	1	5	0.2	41	83	124	62	2	15	46	0.3
Ryan Johnson	2	15	17	7	0	2	1	2.0	2	15	17	7	0	2	1	2.0
Andrew Fishler	5	7	12	6	0	1	1	1.0	23	47	70	39	0	3	17	0.2
Cory Kilby	1	6	7	2	0	2	2	1.0	18	43	61	31	0	13	16	0.8
Rashad Lewis	0	2	2	2	0	11	3	3.7	0	2	2	2	0	11	3	3.7
Ross Cummings	2	1	3	2	0	3	2	1.5	2	1	3	2	0	3	2	1.5
JJ N'Ganga	0	0	0	5	0	0	1	0.0	0	0	0	5	0	0	1	0.0
Darius Roy	5	7	12	1	0	2	1	2.0	5	7	12	1	0	2	1	2.0
Stephen Gavin	0	0	0	0	0	0	0	0.0	0	0	0	0	0	0	0	0.0

2016-17 MERCER MEN'S BASKETBALL



Official Basketball Box Score -- Game Totals -- Final Statistics
Brewton-Parker vs Mercer
11/11/16 at Macon, Ga. (Hawkins Arena)



Brewton-Parker 53 • 4-2

#	Player	Total		3-Ptr		Rebounds			PF	TP	A TO Blk Stl				Min
		FG-FGA	FT-FTA	FG-FGA	FT-FTA	Off	Def	Tot			A	TO	Blk	Stl	
11	Cameron Bokenham	f	2-6	2-5	0-0	2	1	3	2	6	2	1	2	0	28
33	John Walker	f	3-5	1-2	0-0	2	2	4	3	7	0	1	0	2	19
00	Mckel Miller	g	4-10	1-6	2-2	0	5	5	3	11	1	4	0	0	26
12	Jamelle Lanier	g	2-9	1-4	0-0	1	2	3	1	5	1	1	0	2	23
15	Dava'dre Puryear	g	1-5	0-2	0-0	1	1	2	2	2	0	2	0	1	18
04	Tim Gaint		0-2	0-1	0-0	0	0	0	0	0	0	0	0	0	3
05	Marcus Ford		3-9	1-4	0-0	2	2	4	2	7	2	0	0	0	18
10	Trey Sparrow		0-1	0-1	0-0	0	0	0	0	0	0	0	0	0	3
13	Myles White		3-6	3-5	0-0	0	1	1	0	9	0	0	0	0	14
14	Cedric Woodson		0-1	0-0	0-0	0	0	0	1	0	0	0	0	0	4
20	Yanick Cox		0-2	0-0	0-0	0	1	1	0	0	1	0	0	0	8
21	Arthur Hairston		1-1	0-0	0-0	1	1	2	1	2	0	0	0	1	7
22	Amori Atkinson		0-0	0-0	0-0	1	1	2	2	0	0	0	0	0	4
24	Malik Wright		2-8	0-2	0-0	2	0	2	0	4	0	1	0	0	20
25	Jaylan Patrick		0-2	0-2	0-0	1	0	1	0	0	0	1	0	0	5
	Team					1	1	2							
	Totals		21-67	9-34	2-2	14	18	32	17	53	7	11	2	6	200

FG % 1st Half: 14-32 43.8% 2nd half: 7-35 20.0% Game: 21-67 31.3%
 3FG % 1st Half: 5-13 38.5% 2nd half: 4-21 19.0% Game: 9-34 26.5%
 FT % 1st Half: 2-2 100.0 2nd half: 0-0 0.0% Game: 2-2 100.0

Deadball Rebounds 0,1

Mercer 87 • 1-0

#	Player	Total		3-Ptr		Rebounds			PF	TP	A TO Blk Stl				Min
		FG-FGA	FT-FTA	FG-FGA	FT-FTA	Off	Def	Tot			A	TO	Blk	Stl	
00	Desmond Ringer	f	4-6	0-0	0-0	0	5	5	0	8	0	0	0	0	22
15	Stephon Jelks	f	5-9	0-2	0-0	4	3	7	1	10	4	3	0	0	22
05	Jordan Strawberry	g	3-5	1-2	0-0	1	4	5	1	7	11	1	0	2	24
10	Ria'n Holland	g	7-14	5-11	5-5	0	2	2	1	24	1	2	0	1	27
23	Demetre Rivers	g	8-15	2-5	0-0	2	2	4	2	18	1	1	0	0	31
01	Cory Kilby	g	1-1	0-0	1-2	0	4	4	0	3	2	1	0	0	12
03	Stephen Gavin		0-0	0-0	0-0	0	0	0	0	0	0	0	0	0	1
13	Ryan Johnson		2-4	1-2	0-0	1	5	6	1	5	1	0	0	0	13
20	Darius Roy		1-3	0-2	0-0	1	1	2	0	2	0	1	0	0	6
24	Ross Cummings		1-1	1-1	0-0	0	0	0	0	3	1	0	0	0	11
25	Rashad Lewis		1-2	0-1	1-2	0	1	1	0	3	2	0	0	1	15
44	JJ N'Ganga		1-2	0-0	1-2	0	0	0	0	3	0	1	1	0	6
55	Andrew Fishler		0-2	0-0	1-2	1	2	3	1	1	0	0	0	0	10
	Team					2	3	5							
	Totals		34-64	10-26	9-13	12	32	44	7	87	23	10	1	4	200

FG % 1st Half: 17-31 54.8% 2nd half: 17-33 51.5% Game: 34-64 53.1%
 3FG % 1st Half: 7-14 50.0% 2nd half: 3-12 25.0% Game: 10-26 38.5%
 FT % 1st Half: 4-4 100.0 2nd half: 5-9 55.6% Game: 9-13 69.2%

Deadball Rebounds 3

Officials: Kenneth Totten; Michael Reese; Brad Stodghill
 Technical fouls: Brewton-Parker-None. Mercer-None.
 Attendance: 3553

Score by periods	1st	2nd	Total
Brewton-Parker	35	18	53
Mercer	45	42	87



Official Basketball Box Score -- Game Totals -- Final Statistics
Georgia Southern vs Mercer
11/20/16 2:00 PM at Macon, Ga. (Hawkins Arena)



Georgia Southern 67 • 1-2

#	Player	Total		3-Ptr		Rebounds			PF	TP	A TO Blk Stl				Min
		FG-FGA	FT-FTA	FG-FGA	FT-FTA	Off	Def	Tot			A	TO	Blk	Stl	
00	Glenn, Montae	f	1-5	0-0	2-2	2	3	5	1	4	1	1	1	0	25
11	O'Connell, Shawn	f	1-3	0-1	0-0	1	2	3	5	2	0	1	0	0	11
03	Smith, Ike	g	6-17	1-7	6-6	1	2	3	4	19	2	0	0	1	32
04	Brown, Tookie	g	5-11	5-9	0-0	1	0	1	2	15	3	3	1	2	35
10	Allsmiller, Jake	g	2-10	2-10	0-0	0	1	1	3	6	2	3	0	0	32
01	Boykins, Devonte		1-1	1-1	2-2	1	2	3	2	5	1	1	0	0	21
05	Gladden, B.J.		5-8	1-3	5-7	1	6	7	3	16	2	1	4	1	28
12	McRae, Aubrey		0-0	0-0	0-1	0	0	0	0	1	0	0	0	0	1
14	Simmons, Coye		0-2	0-0	0-0	4	2	6	2	0	1	0	0	0	14
25	Georgiev, David		0-0	0-0	0-0	0	0	0	0	0	0	0	0	0	1
	Team					0	1	1							
	Totals		21-57	10-31	15-18	11	19	30	23	67	12	10	6	4	200

FG % 1st Half: 11-30 36.7% 2nd half: 10-27 37.0% Game: 21-57 36.8%
 3FG % 1st Half: 7-20 35.0% 2nd half: 3-11 27.3% Game: 10-31 32.3%
 FT % 1st Half: 10-10 100.0 2nd half: 5-8 62.5% Game: 15-18 83.3%

Deadball Rebounds 1

Mercer 80 • 2-1

#	Player	Total		3-Ptr		Rebounds			PF	TP	A TO Blk Stl				Min
		FG-FGA	FT-FTA	FG-FGA	FT-FTA	Off	Def	Tot			A	TO	Blk	Stl	
00	Desmond Ringer	f	4-8	0-0	6-9	4	3	7	1	14	1	1	0	0	27
15	Stephon Jelks	f	4-5	1-2	6-6	3	6	9	1	15	5	2	0	0	29
05	Jordan Strawberry	g	3-8	1-4	6-6	0	2	2	2	13	2	1	0	1	24
10	Ria'n Holland	g	7-13	2-7	2-3	0	3	3	2	18	3	1	1	3	36
23	Demetre Rivers	g	3-4	1-2	6-7	0	3	3	2	13	1	2	0	0	22
13	Ryan Johnson		0-3	0-1	0-0	0	3	3	4	0	1	0	0	0	16
20	Darius Roy		0-2	0-0	0-0	2	3	5	0	0	1	0	0	1	9
24	Ross Cummings		0-3	0-3	0-0	0	0	0	0	0	0	1	0	0	16
25	Rashad Lewis		0-2	0-2	0-0	0	1	1	0	0	2	0	0	0	8
44	JJ N'Ganga		0-0	0-0	0-0	0	0	0	0	0	0	0	0	0	11
55	Andrew Fishler		3-5	0-0	1-1	2	2	4	2	7	1	0	1	0	22
	Team					2	1	3							
	Totals		24-53	5-21	27-32	13	27	40	14	80	16	9	2	5	200

FG % 1st Half: 13-29 44.8% 2nd half: 11-24 45.8% Game: 24-53 45.3%
 3FG % 1st Half: 2-13 15.4% 2nd half: 3-8 37.5% Game: 5-21 23.8%
 FT % 1st Half: 6-9 66.7% 2nd half: 21-23 91.3% Game: 27-32 84.4%

Deadball Rebounds 2

Officials: Tommy Morrissey; Joey Richardson; Glenn Tuitt
 Technical fouls: Georgia Southern-None. Mercer-None.
 Attendance: 3508

Score by periods	1st	2nd	Total
Georgia Southern	39	28	67
Mercer	34	46	80



Official Basketball Box Score -- Game Totals -- Final Statistics
Mercer vs Florida
11/13/16 8 p.m. at Veterans Mem. Arena - Jacksonville, Fla.



Mercer 54 • 1-1


#	Player	Total		3-Ptr		Rebounds			PF	TP	A TO Blk Stl				Min
		FG-FGA	FT-FTA	FG-FGA	FT-FTA	Off	Def	Tot			A	TO	Blk	Stl	
00	Desmond Ringer	f	1-1	0-0	0-1	0	3	3	5	2	0	2	2	0	17
15	Stephon Jelks	f	2-4	1-3	0-0	0	1	1	2	5	0	2	1	0	19
05	Jordan Strawberry	g	1-3	0-0	2-3	2	1	3	1	4	2	4	0	0	21
10	Ria'n Holland	g	8-16	5-10	0-0	0	4	4	4	21	1	3	0	1	32
23	Demetre Rivers	g	1-4	0-2	0-0	0	1	1	5	2	2	2	0	0	16
01	Cory Kilby		1-3	0-2	0-0	1	2	3	2	2	0	1	0	1	18
13	Ryan Johnson		3-6	1-2	0-0	1	6	7	1	7	1	0	0	0	18
20	Darius Roy		0-3	0-0	2-4	2	3	5	1	2	1	0	0	2	12
24	Ross Cummings		1-3	0-0	0-0	2	1	3	2	2	2	1	0	0	12
25	Rashad Lewis		0-2	0-0	1-2	0	0	0	2	1	0	2	0	1	12
44	JJ N'Ganga		0-3	0-0	1-2	0	0	0	4	1	0	0	0	1	13
55	Andrew Fishler		1-3	0-0	3-5	1	0	1	2	5	0	0	1	0	10
	Team					1	0	1							
	Totals		19-51	7-19	9-17	10	22	32	31	54	9	17	4	6	200

FG % 1st Half: 6-18 33.3% 2nd half: 13-33 39.4% Game: 19-51 37.3%
 3FG % 1st Half: 0-6 0.0% 2nd half: 7-13 53.8% Game: 7-19 36.8%
 FT % 1st Half: 2-4 50.0% 2nd half: 7-13 53.8% Game: 9-17 52.9%

Deadball Rebounds 3

Florida 76 • 2-0

#	Player		Total		3-Ptr		Rebounds			PF	TP	A	TO	Blk	Stl	Min
			FG-FGA	FT-FTA	FG-FGA	FT-FTA	Off	Def	Tot							
01	Robinson, Devin	f	4-9	1-3	3-3	4	5	9	2	12	1	2	0	2	32	
23	Leon, Justin	f	6-10	3-5	2-2	3	2	5	1	17	1	1	0	1	24	
15	Egbunu, John	c	2-4	0-0	2-2	4	4	8	3	6	0	1	1	1	22	
00	Hill, Kasey	g	1-6	0-4	4-6	0	3	3	2	6	2	2	0	0	26	
05	Allen, KeVaughn	g	3-12	2-8	5-5	1	2	3	1	13	5	4	2	2	26	
02	Hester, Eric		0-1	0-1	1-2	0	0	0	0	1	0	0	0	0	3	
11	Chiozza, Chris		1-4	1-2	1-2	0	0	1	3	4	2	0	0	0	16	
12	Gak, Gorjok		0-0	0-0	1-2	1	1	2	1	0	0	0	0	0	3	
13	Hayes, Kavarrius		2-6	0-0	0-1	2	2	4	3	4	0	1	1	0	15	
24	Barry, Canyon		2-5	1-1	2-2	1	3	4	0	7	0	0	0	0	20	
25	Stone, Keith		0-3	0-1	2-2	1	2	3	1	2	3	1	0	0	11	
32	Rimmer, Schuyler		1-1	0-0	1-1	0	0	0	1	3	0	1	0	0	2	
	Team			8-25	24-30	20	27	47	18	76	14	13	4	6	200	
	Totals		22-61	8-25	24-30	20	27	47	18	76	14	13	4	6	200	
	FG % 1st Half: 11-33	33.3%	2nd half: 11-28	39.3%	Game: 22-61	36.1%										
	3FG % 1st Half: 4-14	28.6%	2nd half: 4-11	36.4%	Game: 8-25	32.0%									Deadball Rebounds	
	FT % 1st Half: 10-12	83.3%	2nd half: 14-18	77.8%	Game: 24-30	80.0%									3	



O

TOP PERFORMANCES

Points:22, at Wofford (2/11/16)
 FG Made:..... 10, vs. Wofford (1/16/16)
 FG Att: 11, vs. Wofford (1/16/16)
 3-Point FGs: N/A
 3-Point FGA: N/A
 FT made:6, Georgia Southern (11/20/16)
 FT attempts:9, Georgia Southern (11/20/16)
 Rebounds: 10, at Davidson (11/23/15)
 Assists: 2, 4x, vs. UNCG (1/30/16)
 Blocks:3, 4x, at Arkansas (12/19/15)
 Steals:2, vs. UNCG (1/30/16)
 Minutes: 33, vs. Wofford (1/16/16)

^ - denotes from South Carolina

Desmond RINGER

F • 6-9 • 255 • R-Jr. • 1L
McDonough, Ga. / South Carolina

BIO

2015-16

- Career-high 21 points (10-11 FG) vs. Wofford (1/16)
- Career-high 10 rebounds and 7 points at Davidson (11/23)
- Leads team in field goal pct. (.612)

2014-15

- Redshirted due to NCAA transfer rules

2013-14 (South Carolina)

- Played in 28 games, averaging 10.4 minutes per game
- Scored 2.1 points per game
- Recorded 2.0 rebounds per contest

HIGH SCHOOL

- Led Eagle's Landing to 1st State title
- Posted 17 points and 14 boards in title game
- Ranked No. 7 player in Georgia by ESPN.com

PERSONAL

- Son Boris and Nattlie Ringer
- Has one brother

2016-17 GAME-BY-GAME STATISTICS

Opponent	Date	GS	Min	FG	FGA	Pct	3FG	FGA	Pct	FT	FTA	Pct	O	D	Tot	Avg	PF	FO	A	TO	Blk	Stl	Pts	Avg	
BREWTON-PARKER	11/11/16	*	22	4	6	.667	0	0	.000	0	0	.000	0	5	5	5.0	0	0	0	0	0	0	8	8.0	
vs Florida	11/13/16	*	17	1	11	.000	0	0	.000	0	1	.000	0	3	3	4.0	5	1	0	2	2	0	2	5.0	
GA. SOUTHERN	11/20/16	*	27	4	8	.500	0	0	.000	6	9	.667	4	3	7	5.0	1	0	1	1	0	0	14	8.0	
RADFORD	11/22/16	*	20	0	2	.000	0	0	.000	0	0	.000	1	3	4	4.8	2	0	0	2	1	1	0	6.0	
Totals			4	86	9	17	.529	0	0	.000	6	10	.600	5	14	19	4.8	8	1	1	5	3	1	24	6.0

CAREER STATISTICS

Season	gp-gs	min/avg	Total		3-Point		F-Throws		Rebounds				Scoring					
			fg-fga	pct	fg-fga	pct	ft-fa	pct	off	def	tot	avg	pf	fo	ast	to	blk	stl
2013-14*	28-1	291/10.4	18-48	.375	0-0	.000	22-35	.629	24	31	55	2.0	58	0	7	17	6	2
2015-16	23-23	574/25.0	71-116	.612	0-0	.000	37-46	.804	36	69	105	4.6	54	1	14	41	18	5
2016-17	4-4	86/21.5	9-17	.529	0-0	.000	6-10	.600	5	14	19	4.8	8	1	1	5	3	1
TOTAL	27-27	660/24.4	80-133	.602	0-0	.000	43-56	.768	41	83	124	4.6	62	2	15	46	21	6
All*	55-28	951/17.3	98-181	.541	0-0	.000	65-91	.714	65	114	179	3.3	120	2	22	63	27	8

* Statistics from prior team/school



Cory
KILBY

F • 6-7 • 195 • So. • 1L
Ada, Okla. / Ada HS

BIO

2015-16

- Career-high 13 points and 6 boards at Furman (2/13)
- Recorded 8 points, 4 boards and a block in debut vs. Allen (11/13)

PERSONAL

- Son of Pat and Angela Kilby
- Has two brothers and one sister
- Born on May 14, 1996 in Asheville, N.C.

HIGH SCHOOL

- Averaged 21 points, 11 boards and 4 blocks as a senior
- Ada HS record holder for career points (2,013)
- 2014 All-State quarterback selection

2016-17 GAME-BY-GAME STATISTICS

Opponent	Date	GS	Min	FG	FGA	Pct	3FG	FGA	Pct	FT	FTA	Pct	O	D	Tot	Avg	PF	FO	A	TO	Blk	Stl	Pts	Avg
BREWTON-PARKER	11/11/16		12	1	11	.000	0	0	.000	1	2	.500	0	4	4	4.0	0	0	2	1	0	0	3	3.0
vs Florida	11/13/16		18	1	3	.333	0	2	.000	0	0	.000	1	2	3	3.5	2	0	0	1	0	1	2	2.5
GA. SOUTHERN	11/20/16		DNP																					
Totals		0	30	2	4	.500	0	2	.000	1	2	.500	1	6	7	3.5	2	0	2	2	0	1	5	2.5

1
TOP PERFORMANCES

Points: 13, at Furman (2/13/16)
FG Made:.....5, at Furman (2/13/16)
FG Att: 7, 2x, at Furman (2/13/16)
3-Point FGs:2, at UNCG (2/28/16)
3-Point FGA: 5, at UNCG (2/28/16)
FT Made: 2, 4x, at Furman (2/13/16)
FT Att:4, at Furman (2/13/16)
Rebounds:6, 2x, at Furman (2/13/16)
Assists:2, 4x, vs. Brewton-Parker (11/11/16)
Blocks: 1, 5x, at Kennesaw State (12/30/15)
Steals: 1, at Wofford (2/11/16)
Minutes:18, 2x, at Furman (2/13/16)

CAREER STATISTICS

Season	gp-gs	min/avg	Total		3-Point		F-Throws		Rebounds				Scoring					
			fg-fga	pct	fg-fga	pct	ft-fta	pct	off	def	tot	avg	pf	fo	ast	to	blk	stl
2015-16	34-0	277/8.1	28-68	.412	8-27	.296	9-13	.692	17	37	54	1.6	29	0	11	14	5	2
2016-17	2-0	30/15.0	2-4	.500	0-2	.000	1-2	.500	1	6	7	3.5	2	0	2	2	0	1
TOTAL	36-0	307/8.5	30-72	.417	8-29	.276	10-15	.667	18	43	61	1.7	31	0	13	16	5	3



Jaylen STOWE

G • 6-2 • 205 • So. • 1L

Harrisburg, N.C. / Hickory Ridge HS

BIO

2015-16

- Career-high 7 points and 2 rebounds at Furman (2/13) and vs. Citadel (3/4)
- Scored first 3 points of career at Davidson (11/23)

PERSONAL

- Son of Jason and Heather Stowe
- Has two brothers
- Born on Nov. 8, 1996 in Charlotte, N.C.

HIGH SCHOOL

- Averaged 22 points, 6 rebounds and 5 assists as a senior
- Hickory Ridge HS all-time leading scorer and assist leader
- Four-year honor student

2

TOP PERFORMANCES

Points:7, at Furman (2/13/16)
 FG Made:.....3, at Furman (2/13/16)
 FG Att:4, 2x, at VMI (2/25/16)
 3-Point FGs:1, 4x, at VMI (2/25/16)
 3-Point FGA:4, at VMI (2/25/16)
 FT Made:1, 2x, vs. The Citadel (2/6/16)
 FT Att:2, 2x, vs. The Citadel (2/6/16)
 Rebounds:4, vs. The Citadel (2/6/16)
 Assists:1, 4x, at VMI (2/25/16)
 Blocks:N/A
 Steals:1, 2x, at VMI (2/25/16)
 Minutes:13, at VMI (2/25/16)

2016-17 GAME-BY-GAME STATISTICS

Opponent	Date	GS	Min	FG	FGA	Pct	3FG	FGA	Pct	FT	FTA	Pct	O	D	Tot	Avg	PF	FO	A	TO	Blk	Stl	Pts	Avg
.																								
Totals																								

CAREER STATISTICS

Season	gp-gs	min/avg	Total		3-Point		F-Throws		Rebounds										Scoring	
			fg-fga	pct	fg-fga	pct	ft-fta	pct	off	def	tot	avg	pf	fo	ast	to	blk	stl	pts	avg
2015-16	23-0	97/4.2	9-28	.321	7-15	.467	5-10	.500	3	14	17	0.7	14	0	5	7	0	3	30	1.3
TOTAL	23-0	97/4.2	9-28	.321	7-15	.467	5-10	.500	3	14	17	0.7	14	0	5	7	0	3	30	1.3



Stephen GAVIN

G • 6-3 • 190 • So. • SQ
Savannah, Ga. / Hilton Head Preparatory School

BIO

- HIGH SCHOOL**
- Averaged 16 points senior year
 - Played at Svannah Day Country HS for three years
 - Played in SCISA North vs. South Game
 - Earned 2A SCISA All-Region, All-State honors

- PERSONAL**
- Son of Kevin Gavin and Allison Hersh
 - Has one sister, Shannon
 - Born on Feb. 19, 1997

3

TOP PERFORMANCES


Minutes 1, vs. Brewton-Parker (11/11/16)

2016-17 GAME-BY-GAME STATISTICS

Opponent	Date	GS	Min	FG	FGA	Pct	3FG	FGA	Pct	FT	FTA	Pct	O	D	Tot	Avg	PF	FO	A	TO	Blk	Stl	Pts	Avg
BREWTON-PARKER	11/11/16		1	0	0	.000	0	0	.000	0	0	.000	0	0	0	0.0	0	0	0	0	0	0	0	0.0
vs Florida	11/13/16		DNP																					
GA. SOUTHERN	11/20/16		DNP																					
Totals			0	1	0	0.000	0	0	.000	0	0	.000	0	0	0	0.0	0	0	0	0	0	0	0	0.0

CAREER STATISTICS

			Total		3-Point		F-Throws		Rebounds											Scoring	
Season	gp-gs	min/avg	fg-fga	pct	fg-fga	pct	ft-fta	pct	off	def	tot	avg	pf	fo	ast	to	blk	stl	pts	avg	
2016-17	1-0	1/1.0	0-0	.000	0-0	.000	0-0	.000	0	0	0	0.0	0	0	0	0	0	0	0	0.0	
TOTAL	1-0	1/1.0	0-0	.000	0-0	.000	0-0	.000	0	0	0	0.0	0	0	0	0	0	0	0	0.0	



Jordan STRAWBERRY

G • 6-1 • 175 • Jr. • 2L

Anaheim, Calif. / South Kent School

BIO

2015-16

- Career-high 24 points at Chattanooga (1/5)
- Career-high 8 assists vs. Wofford (1/16), Citadel (2/6) & Chattanooga (2/8)
- 11 games of 5+ assists

HIGH SCHOOL

- Led Monarchs to three State Championships, two CIF Southern Section Championships and four league titles
- All-State, All-CIF and first team All-League as junior and senior

PERSONAL

- Born March 17, 1994 in Los Angeles, California
- Son of Darryl Strawberry and Charisse Strawberry-Fuller

5

TOP PERFORMANCES

Points:24, at Chattanooga (1/5/16)
 FG Made:9, at Georgia (12/27/14)
 FG Att:18, at Georgia (12/27/14)
 3-Point FGs:3, 5x, at UNCG (2/28/16)
 3-Point FGA:6, 2x, vs. ETSU (2/20/16)
 FT Made:6, 2x, vs. Ga. Southern (11/20/16)
 FT Att:6, 2x, vs. Ga. Southern (11/20/16)
 Rebounds:6, vs. Chattanooga (2/8/16)
 Assists:11, vs. Brewton-Parker (11/11/16)
 Blocks:1, vs. ETSU (2/20/16)
 Steals:2, 10x, vs. The Citadel (2/6/16)
 Minutes:42, vs. Chattanooga (2/8/16)

2014-15

- Season-highs in points, FGs made & attempted, 3pt FGs attempted, assists, minutes played at Georgia (12/27)
- 4 games with 10+ points
- Season-high 3 3-pointers, 2 steals vs. Dartmouth (12/16)
- Multiple assists in 20 games

2016-17 GAME-BY-GAME STATISTICS

Opponent	Date	GS	Min	FG	FGA	Pct	3FG	FGA	Pct	FT	FTA	Pct	O	D	Tot	Avg	PF	FO	A	TO	Blk	Stl	Pts	Avg
BREWTON-PARKER	11/11/16	*	24	3	5	.600	1	2	.500	0	0	.000	1	4	5	5.0	1	0	11	1	0	2	7	7.0
vs Florida	11/13/16	*	21	1	3	.333	0	0	.000	2	3	.667	2	1	3	4.0	1	0	2	4	0	0	4	5.5
GA. SOUTHERN	11/20/16	*	24	3	8	.375	1	4	.250	6	6	1.000	0	2	2	3.3	2	0	2	1	0	1	13	8.0
RADFORD	11/22/16	*	26	4	9	.444	1	3	.333	1	2	.500	0	2	2	3.0	4	0	4	2	0	0	10	8.5
Totals			4	95	11	25	.440	3	9	.333	9	11	.818	3	9	12	3.0	8	0	19	8	0	34	8.5

CAREER STATISTICS

Season	gp-gs		Total		3-Point		F-Throws		Rebounds				Scoring							
			fg-fga	pct	fg-fga	pct	ft-fta	pct	off	def	tot	avg	pf	fo	ast	to	blk	stl	pts	avg
2014-15	34-0	501/14.7	59-149	.396	14-38	.368	14-18	.778	11	29	40	1.2	47	0	70	42	0	15	146	4.3
2015-16	34-5	863/25.4	96-254	.378	34-95	.358	50-60	.833	21	61	82	2.4	47	1	126	61	1	33	276	8.1
2016-17	4-4	95/23.8	11-25	.440	3-9	.333	9-11	.818	3	9	12	3.0	8	0	19	8	0	3	34	8.5
TOTAL	72-9	1459/20.3	166-428	.388	51-142	.359	73-89	.820	35	99	134	1.9	102	1	215	111	1	51	456	6.3



Ria'n HOLLAND

G • 6-0 • 152 • R-Jr. • JC

Fayetteville, N.C. / Indian Hills CC / Wichita State

BIO

2015-16 (Indian Hills CC)

- Led team to 29-5 record, trip to NJCAA National Tourney
- First Team Iowa CC Athletic Conference selection
- Averaged 13.3 points per game
- Ranked 8th in NJCAA in 3pt Pct with .504

2014-15 (Wichita State)

- Averaged 1.9 points over 27 games
- Scored season-high nine points vs. George Washington (12/25)
- Season-best three rebounds vs. Memphis (11/18) along with five points scored

2013-14 (Wichita State)

- Redshirted true freshman season

HIGH SCHOOL

- Averaged 16 points senior year
- Played at Savannah Day Country HS for three years
- Played in SCISA North vs. South Game
- Earned 2A SCISA All-Region, All-State honors

PERSONAL

- Son of Robert and Rezina Holland
- Has a brother, Rosario, and a sister, Rezna
- Born on Nov. 12, 1994

10

TOP PERFORMANCES

Points:24, Brewton-Parker (11/11/16)
 Rebounds:8, Radford (11/22/16)
 Assists:4, Radford (11/22/16)
 Steals:3, Georgia Southern (11/20/16)
 Blocks:1, Georgia Southern (11/20/16)
 FG made:8, vs Florida (11/13/16)
 FG attempts:16, vs Florida (11/13/16)
 3FG made:5, 2x, vs Florida (11/13/16)
 3FG attempts: ...11, Brewton-Parker (11/11/16)
 FT made:5, Brewton-Parker (11/11/16)
 FT attempts:5, Brewton-Parker (11/11/16)
 Minutes:38, Radford (11/22/16)

^ - denotes from Wichita State

2016-17 GAME-BY-GAME STATISTICS

Opponent	Date	GS	Min	FG	FGA	Pct	3FG	FGA	Pct	FT	FTA	Pct	O	D	Tot	Avg	PF	FO	A	TO	Blk	Stl	Pts	Avg	
BREWTON-PARKER	11/11/16	*	27	7	14	.500	5	11	.455	5	5	1.000	0	2	2	2.0	1	0	1	2	0	1	24	24.0	
vs Florida	11/13/16	*	32	8	16	.500	5	10	.500	0	0	.000	0	4	4	3.0	4	0	1	3	0	1	21	22.5	
GA. SOUTHERN	11/20/16	*	36	7	13	.538	2	7	.286	2	3	.667	0	3	3	3.0	2	0	3	1	1	3	18	21.0	
RADFORD	11/22/16	*	38	5	11	.455	2	5	.400	3	4	.750	3	5	8	4.3	1	0	4	1	0	2	15	19.5	
Totals			4	133	27	54	.500	14	33	.424	10	12	.833	3	14	17	4.3	8	0	9	7	1	7	78	19.5

CAREER STATISTICS

Season	gp-gs		min/avg		Total		3-Point		F-Throws		Rebounds												Scoring	
					fg-fga	pct	fg-fga	pct	ft-fta	pct	off	def	tot	avg	pf	fo	ast	to	blk	stl			pts	avg
2014-15*	27	0	229	8.5	17-53	.321	12-35	.343	4-4	1.000	8	12	20	0.7	27	0	10	7	1	6			50	1.9
2016-17	4	4	133	33.2	27-54	.500	14-33	.424	10-12	.833	3	14	17	4.3	8	0	9	7	1	7			78	19.5
TOTAL	4	4	133	33.2	27-54	.500	14-33	.424	10-12	.833	3	14	17	4.3	8	0	9	7	1	7			78	19.5
All*	31	4	362	11.7	44-107	.411	26-68	.382	14-16	.875	11	26	37	1.2	35	0	19	14	2	13			128	4.1

* Statistics from prior team/school



Ryan JOHNSON

G • 6-5 • 192 • R-So. • JC
Greensboro, N.C. / Tallahassee CC

BIO

2015-16 (Tallahassee CC)

- Averaged 11.3 points per game, scoring 20+ in five games
- Scored career-high 30 pts vs St. Petersburg College
- Averaged 4.6 rebounds and 1.3 assists

2014-15 (Tallahassee CC)

- Redshirted season

HIGH SCHOOL

- Averaged 27.0 points, 6.0 rebounds, 4.0 assists
- Scored over 2,000 career points
- Rated as 16th overall prospect, No. 2 wing/guard in North Carolina by Pheom Hoops Report

PERSONAL

- Originally from Greensboro, N.C.

13

TOP PERFORMANCES

Points:8, Radford (11/22/16)
 Rebounds:7, vs Florida (11/13/16)
 Assists:1, 2x, vs Florida (11/13/16)
 FG made:3, 2x, Radford (11/22/16)
 FG attempts:6, vs Florida (11/13/16)
 3FG made:2, Radford (11/22/16)
 3FG attempts:3, Radford (11/22/16)
 FT attempts:1, Radford (11/22/16)
 Minutes:18, vs Florida (11/13/16)

2016-17 GAME-BY-GAME STATISTICS

Opponent	Date	GS	Min	FG	FGA	Pct	3FG	FGA	Pct	FT	FTA	Pct	O	D	Tot	Avg	PF	FO	A	TO	Blk	Stl	Pts	Avg
BREWTON-PARKER	11/11/16	13	2	4	.500	1	2	.500	0	0	.000	1	5	6	6.0	1	0	1	0	0	0	0	5	5.0
vs Florida	11/13/16	18	3	6	.500	1	2	.500	0	0	.000	1	6	7	6.5	1	0	1	0	0	0	0	7	6.0
GA. SOUTHERN	11/20/16	16	0	3	.000	0	1	.000	0	0	.000	0	3	3	5.3	4	0	0	1	0	0	0	0	4.0
RADFORD	11/22/16	11	3	5	.600	2	3	.667	0	1	.000	0	1	1	4.3	1	0	0	0	0	0	0	8	5.0
Totals		0	58	8	18	.444	4	8	.500	0	1	.000	2	15	17	4.3	7	0	2	1	0	0	20	5.0

CAREER STATISTICS

			Total		3-Point		F-Throws		Rebounds											Scoring	
Season	gp-gs	min/avg	fg-fga	pct	fg-fga	pct	ft-fa	pct	off	def	tot	avg	pf	fo	ast	to	blk	stl	pts	avg	
2016-17	4-0	58/14.5	8-18	.444	4-8	.500	0-1	.000	2	15	17	4.3	7	0	2	1	0	0	20	5.0	
TOTAL	4-0	58/14.5	8-18	.444	4-8	.500	0-1	.000	2	15	17	4.3	7	0	2	1	0	0	20	5.0	



Ethan
STAIR

G • 6-5 • 205 • So. • 1L
Hazel Green, Ala. / Hazel Green HS

BIO

2015-16

- Career-high 15 points at Wofford (2/11/16)
- Career-high 9 rebounds vs. W. Michigan (11/29)
- 10 games of 10+ points

PERSONAL

- Son of David and Jackie Stair
- Has one brother and one sister
- Born on November 6, 1996

HIGH SCHOOL

- Averaged 22.4 points and 12.3 boards as a senior
- Recorded over 1,500 points and 1,000 rebounds in career
- All-State selection as a senior
- Team won state title in 2012
- Hazel Green HS record holder in 50-meter freestyle in swimming

2016-17 GAME-BY-GAME STATISTICS


Opponent	Date	GS	Min	FG	FGA	Pct	3FG	FGA	Pct	FT	FTA	Pct	O	D	Tot	Avg	PF	FO	A	TO	Blk	Stl	Pts	Avg
Totals																								.

14
TOP PERFORMANCES

Points:15, at Wofford (2/11/16)
FG Made:.....6, at Wofford (2/11/16)
FG Att:10, 3x, at VMI (2/25/16)
3-Point FGs:2, 3x, vs. ETSU (2/20/16)
3-Point FGA:5, vs. The Citadel (2/6/16)
FT Made:4, at VMI (2/25/16)
FT Att:4, 6x, at VMI (2/25/16)
Rebounds:9, vs. Western Michigan (11/29/15)
Assists:5, vs. The Citadel (2/6/16)
Blocks:1, 4x, vs. ETSU (2/20/16)
Steals:3, 3x, at Wofford (2/11/16)
Minutes:37, at Wofford (2/11/16)

CAREER STATISTICS

Season	gp-gs	min/avg	Total		3-Point		F-Throws		Rebounds										Scoring	
			fg-fga	pct	fg-fga	pct	ft-fta	pct	off	def	tot	avg	pf	fo	ast	to	blk	stl	pts	avg
2015-16	34-11	822/24.2	86-201	.428	18-64	.281	33-53	.623	44	98	142	4.2	76	3	37	44	6	22	223	6.6
TOTAL	34-11	822/24.2	86-201	.428	18-64	.281	33-53	.623	44	98	142	4.2	76	3	37	44	6	22	223	6.6



Stephon JELKS

F • 6-6 • 225 • Jr. • 2L

Marietta, Ga. / North Cobb Christian School

BIO

2015-16

- Career-high 24 points and career-high 17 rebounds at The Citadel (1/9)
- 10 double-doubles on the season
- 4 games of 20+ points
- 4 games of 15+ rebounds, 13 games of 10+ rebounds
- SoCon Player of the Month for December

- Career-high 9 rebounds in SoCon Tournament vs. VMI (3/7)
- Multiple rebounds in 23 games

HIGH SCHOOL

- Averaged 14.1 points, 10.3 rebounds as a senior
- Region Co-MVP as junior
- Also played football

PERSONAL

- Son of Stephanie Hargett
- Born on July 4, 1996 in Valdosta Ga.

15

TOP PERFORMANCES

Points:24, at The Citadel (1/9/16)
 FG Made:.....9, 2x, at Samford (2/1/16)
 FG Att:17, at The Citadel (1/9/16)
 3-Point FGs:4, 2x, vs. WCU (2/18/16)
 3-Point FGA:8, at Davidson (11/23/15)
 FT Made:7, vs. George Mason (11/16/15)
 FT Att:9, at Kennesaw State (12/30/15)
 Rebounds:17, at The Citadel (1/9/16)
 Assists:5, vs. Tulane (11/26/15)
 Blocks:2, 2x, at Arkansas (12/19/15)
 Steals:.....3, 2x, at Arkansas (12/19/15)
 Minutes:41, at Arkansas (12/19/15)

2014-15

- Selected to SoCon All-Freshman Team
- Season-high 14 points twice (vs. Wofford, vs. ETSU)
- 10+ points in six games & four-straight games played

2016-17 GAME-BY-GAME STATISTICS

Opponent	Date	GS	Min	FG	FGA	Pct	3FG	FGA	Pct	FT	FTA	Pct	O	D	Tot	Avg	PF	FO	A	TO	Blk	Stl	Pts	Avg
BREWTON-PARKER	11/11/16	*	22	5	9	.556	0	2	.000	0	0	.000	4	3	7	7.0	1	0	4	3	0	0	10	10.0
vs Florida	11/13/16	*	19	2	4	.500	1	3	.333	0	0	.000	0	1	1	4.0	2	0	0	2	1	0	5	7.5
GA. SOUTHERN	11/20/16	*	29	4	5	.800	1	2	.500	6	6	1.000	3	6	9	5.7	1	0	5	2	0	0	15	10.0
RADFORD	11/22/16	*	29	0	3	.000	0	2	.000	4	4	1.000	1	4	5	5.5	1	0	0	2	1	1	4	8.5
Totals			4	99	11	.524	2	9	.222	10	101	1.000	8	14	22	5.5	5	0	9	9	2	1	34	8.5

CAREER STATISTICS

			Total		3-Point		F-Throws		Rebounds											Scoring	
Season	gp-gs	min/avg	fg-fga	pct	fg-fga	pct	ft-fa	pct	off	def	tot	avg	pf	fo	ast	to	blk	stl	pts	avg	
2014-15	31-1	397/12.8	61-116	.526	12-27	.444	25-37	.676	39	62	101	3.3	34	0	14	16	6	14	159	5.1	
2015-16	34-34	987/29.0	138-320	.431	48-135	.356	73-93	.785	82	202	284	8.4	81	2	66	50	11	29	397	11.7	
2016-17	4-4	99/24.8	11-21	.524	2-9	.222	10-10	1.000	8	14	22	5.5	5	0	9	9	2	1	34	8.5	
TOTAL	69-39	1483/21.5	210-457	.460	62-171	.363	108-140	.771	129	278	407	5.9	120	2	89	75	19	44	590	8.6	



Darius ROY

G • 6-2 • 170 • Fr. • HS
Lawton, Okla. / Lawton Eisenhower HS

BIO

- HIGH SCHOOL
- Led team to 2015 State Championship
 - Named to 2015 State All-Tournament Team
 - Named to VYPE PReaseason Top 50 in the Class of 2016

20

TOP PERFORMANCES

Points:2, 2x, vs Florida (11/13/16)
Rebounds: 5, 2x, Georgia Southern (11/20/16)
Assists:1, 2x, Georgia Southern (11/20/16)
Steals:2, vs Florida (11/13/16)
FG made:1, Brewton-Parker (11/11/16)
FG attempts:3, 2x, vs Florida (11/13/16)
3FG attempts:2, Brewton-Parker (11/11/16)
FT made:2, vs Florida (11/13/16)
FT attempts:4, vs Florida (11/13/16)
Minutes.....12, vs Florida (11/13/16)

2016-17 GAME-BY-GAME STATISTICS

Opponent	Date	GS	Min	FG	FGA	Pct	3FG	FGA	Pct	FT	FTA	Pct	O	D	Tot	Avg	PF	FO	A	TO	Blk	Stl	Pts	Avg
BREWTON-PARKER	11/11/16		6	1	3	.333	0	2	.000	0	0	.000	1	1	2	2.0	0	0	0	1	0	0	2	2.0
vs Florida	11/13/16		12	0	3	.000	0	0	.000	2	4	.500	2	3	5	3.5	1	0	1	0	0	2	2	2.0
GA. SOUTHERN	11/20/16		9	0	2	.000	0	0	.000	0	0	.000	2	3	5	4.0	0	0	1	0	0	1	0	1.3
RADFORD	11/22/16		2	0	1	.000	0	1	.000	0	0	.000	0	0	0	3.0	0	0	0	0	0	0	0	1.0
Totals		0	29	1	9	.111	0	3	.000	2	4	.500	5	7	12	3.0	1	0	2	1	0	3	4	1.0

CAREER STATISTICS

			Total		3-Point		F-Throws		Rebounds										Scoring	
Season	gp-gs	min/avg	fg-fga	pct	fg-fga	pct	ft-fa	pct	off	def	tot	avg	pf	fo	ast	to	blk	stl	pts	avg
2016-17	4-0	29/7.3	1-9	.111	0-3	.000	2-4	.500	5	7	12	3.0	1	0	2	1	0	3	4	1.0
TOTAL	4-0	29/7.3	1-9	.111	0-3	.000	2-4	.500	5	7	12	3.0	1	0	2	1	0	3	4	1.0



Demetre RIVERS

G • 6-8 • 180 • Jr. • 2L
Ladson, S.C. / Stratford HS

BIO

2015-16

- Career-high 22 points at Wofford (2/11/16)
- 16 points and career-high 9 rebounds vs. The Citadel (2/6)
- 17 games of 10+ points

2014-15

- Hit a 3-pointer, had a steal and an assist in debut against Piedmont (11/14)
- First career rebound at Western Carolina (1/22)

HIGH SCHOOL

- 2x All-State, 3x All-Region performer
- Averaged 18.1 points, 7.1 rebounds per game
- Selected to play in NC vs. SC All-Star game

PERSONAL

- Full name is Demetre Earl Rivers
- Born on December 7, 1995
- Son of Kenneth and Wanda Rivers

23

TOP PERFORMANCES

Points:22, at Wofford (2/11/16)
 FG Made:8, 2x, vs. Brewton-Parker (11/11/16)
 FG Att:19, at Arkansas (12/19/15)
 3-Point FGs:4, at Wofford (2/11/16)
 3-Point FGA:8, at Wofford (2/11/16)
 FT Made:10, vs. Hiwassee (12/2/15)
 FT Att:11, 2x, vs. Alcorn State (12/5/15)
 Rebounds:9, vs. The Citadel (2/6/16)
 Assists:4, 2x, at Wofford (2/11/16)
 Blocks:2, vs. WCU (2/18/16)
 Steals:2, 2x, at WCU (1/24/16)
 Minutes:38, vs. Chattanooga (2/8/16)

2016-17 GAME-BY-GAME STATISTICS

Opponent	Date	GS	Min	FG	FGA	Pct	3FG	FGA	Pct	FT	FTA	Pct	O	D	Tot	Avg	PF	FO	A	TO	Blk	Stl	Pts	Avg	
BREWTON-PARKER	11/11/16	*	31	8	15	.533	2	5	.400	0	0	.000	2	2	4	4.0	2	0	1	1	0	0	18	18.0	
vs Florida	11/13/16	*	16	1	4	.250	0	2	.000	0	0	.000	0	1	1	2.5	5	1	2	2	0	0	2	10.0	
GA. SOUTHERN	11/20/16	*	22	3	4	.750	1	2	.500	6	7	.857	0	3	3	2.7	2	0	1	2	0	0	13	11.0	
RADFORD	11/22/16	*	33	7	7	1.000	1	1	1.000	1	1	1.000	0	2	2	2.5	4	0	2	2	0	0	16	12.3	
Totals			4	102	19	30	.633	4	10	.400	7	8	.875	2	8	10	2.5	13	1	6	7	0	0	49	12.3

CAREER STATISTICS

Season	gp-gs		Total		3-Point		F-Throws		Rebounds											Scoring	
			fg-fga	pct	fg-fga	pct	ft-fta	pct	off	def	tot	avg	pf	fo	ast	to	blk	stl		pts	avg
2014-15	21	0	43	2.0	1-8	.125	3-4	.750	0	1	1	0.0	7	0	1	5	2	1		6	0.3
2015-16	34	33	823	24.2	112-260	.431	43-115	.374	64	57	109	3.2	52	0	29	55	9	12		331	9.7
2016-17	4	4	102	25.5	19-30	.633	4-10	.400	7	8	10	2.5	13	1	6	7	0	0		49	12.3
TOTAL	59	37	968	16.4	132	.298	48	.369	74	66	120	2.0	72	1	36	67	11	13		386	6.5



Ross
CUMMINGS

G • 6-3 • 165 • Fr. • HS
Dickson, Tenn. / Creek Wood HS

BIO

HIGH SCHOOL

- Led team to 31-2 record in junior season and first state quarterfinals appearance in school history
- Rated the No. 8 player in Tennessee in 2016 class by Hoop Seen

24

TOP PERFORMANCES

Points:3, Brewton-Parker (11/11/16)
Rebounds:3, vs Florida (11/13/16)
Assists:2, vs Florida (11/13/16)
Steals:1, Radford (11/22/16)
FG made:1, 2x, vs Florida (11/13/16)
FG attempts:3, 2x, Ga. Southern (11/20/16)
3FG made:1, Brewton-Parker (11/11/16)
3FG attempts: .3, Georgia Southern (11/20/16)
Minutes:16, Ga. Southern (11/20/16)

2016-17 GAME-BY-GAME STATISTICS

Opponent	Date	GS	Min	FG	FGA	Pct	3FG	FGA	Pct	FT	FTA	Pct	O	D	Tot	Avg	PF	FO	A	TO	Blk	Stl	Pts	Avg
BREWTON-PARKER	11/11/16	11	1	1	1	1.000	1	1	1.000	0	0	.000	0	0	0	0.0	0	0	1	0	0	0	3	3.0
vs Florida	11/13/16	12	1	3	3	.333	0	0	.000	0	0	.000	2	1	3	1.5	2	0	2	1	0	0	2	2.5
GA. SOUTHERN	11/20/16	16	0	3	3	.000	0	3	.000	0	0	.000	0	0	0	1.0	0	0	0	1	0	0	0	1.7
RADFORD	11/22/16	7	0	1	1	.000	0	1	.000	0	0	.000	0	0	0	0.8	0	0	0	0	0	1	0	1.3
Totals		0	46	2	8	.250	1	5	.200	0	0	.000	2	1	3	0.8	2	0	3	2	0	1	5	1.3

CAREER STATISTICS

			Total		3-Point		F-Throws		Rebounds											Scoring	
Season	gp-gs	min/avg	fg-fga	pct	fg-fga	pct	ft-fta	pct	off	def	tot	avg	pf	fo	ast	to	blk	stl	pts	avg	
2016-17	4-0	46/11.5	2-8	.250	1-5	.200	0-0	.000	2	1	3	0.8	2	0	3	2	0	1	5	1.3	
TOTAL	4-0	46/11.5	2-8	.250	1-5	.200	0-0	.000	2	1	3	0.8	2	0	3	2	0	1	5	1.3	



Rashad LEWIS

G • 5-8 • 156 • Jr. • JC

Valdosta, Ga. / Tallahassee CC

BIO

2015-16 (Tallahassee CC)

- Named FCSAA/NJCAA Region All-Tourney team and all-conference honors
- Scored 11.8 points per game, averaged 3.2 three-point made baskets per game ranking 11th in the country
- Shot .420 from behind the arc
- Scored 20+ points on six occasions, career high was 26

HIGH SCHOOL

- Averaged 21.2 ppg as a junior, 19.3 ppg his senior year
- Named Region Player of the Year his senior season

PERSONAL

- Originally from Brooklyn, N.Y.

25

TOP PERFORMANCES

Points:3, 2x, Radford (11/22/16)
 Rebounds: 1, 2x, Georgia Southern (11/20/16)
 Assists:7, Radford (11/22/16)
 Steals:1, 2x, vs Florida (11/13/16)
 FG made:1, 2x, Radford (11/22/16)
 FG attempts:2, 4x, Radford (11/22/16)
 3FG made:1, Radford (11/22/16)
 3FG attempts:2, 2x, Radford (11/22/16)
 FT made:1, 2x, vs Florida (11/13/16)
 FT attempts:2, 2x, vs Florida (11/13/16)
 Minutes:15, Brewton-Parker (11/11/16)

2014-15 (Tallahassee CC)

- Averaged 6.4 ppg, Made 80 pct. of free throws
- Second on team with 35 steals

2016-17 GAME-BY-GAME STATISTICS

Opponent	Date	GS	Min	FG	FGA	Pct	3FG	FGA	Pct	FT	FTA	Pct	O	D	Tot	Avg	PF	FO	A	TO	Blk	Stl	Pts	Avg
BREWTON-PARKER	11/11/16		15	1	2	.500	0	1	.000	1	2	.500	0	1	1	1.0	0	0	2	0	0	1	3	3.0
vs Florida	11/13/16		12	0	2	.000	0	0	.000	1	2	.500	0	0	0	0.5	2	0	0	2	0	1	1	2.0
GA. SOUTHERN	11/20/16		8	0	2	.000	0	2	.000	0	0	.000	0	1	1	0.7	0	0	2	0	0	0	0	1.3
RADFORD	11/22/16		14	1	2	.500	1	2	.500	0	0	.000	0	0	0	0.5	0	0	7	1	0	0	3	1.8
Totals		0	49	2	8	.250	1	5	.200	2	4	.500	0	2	2	0.5	2	0	11	3	0	2	7	1.8

CAREER STATISTICS

			Total		3-Point		F-Throws		Rebounds											Scoring	
Season	gp-gs	min/avg	fg-fga	pct	fg-fga	pct	ft-fta	pct	off	def	tot	avg	pf	fo	ast	to	blk	stl	pts	avg	
2016-17	4-0	49/12.3	2-8	.250	1-5	.200	2-4	.500	0	2	2	0.5	2	0	11	3	0	2	7	1.8	
TOTAL	4-0	49/12.3	2-8	.250	1-5	.200	2-4	.500	0	2	2	0.5	2	0	11	3	0	2	7	1.8	



Mac BRYDON

C • 6-10 • 280 • Fr. • HS
Charlotte, N.C. / Carmel Christian HS

BIO

HIGH SCHOOL

- Led team to undefeated conference slate and tournament championship his senior year, named all-conference
- Led team in rebounds and blocks for 3 straight seasons
- Graduated with 4.0 GPA, received AASCI Award for highest cumulative math grade in 2015 and 2016

33

TOP PERFORMANCES

2016-17 GAME-BY-GAME STATISTICS

Opponent	Date	GS	Min	FG	FGA	Pct	3FG	FGA	Pct	FT	FTA	Pct	O	D	Tot	Avg	PF	FO	A	TO	Blk	Stl	Pts	Avg
.																								
Totals																								

CAREER STATISTICS



44

TOP PERFORMANCES

Points: 9, vs. Boston College (11/20/14)[^]
 FG Made:.....4, vs. Utah State (02/07/15)[^]
 FG Att:6, 2x, vs. Utah State (02/07/15)[^]
 3-Point FGs: N/A
 3-Point FGA: N/A
 FT Made: 4, 2x, at UNLV (01/21/15)
 FT Att: 5, 2x, vs. Fresno State (12/31/14)[^]
 Rebounds: 7, at Utah State (01/10/15)[^]
 Assists: 2, at Colorado State (02/10/15)[^]
 Blocks: 2, vs. Boston College (11/20/14)[^]
 Steals: 1, 2x, vs. Florida (11/13/16)
 Minutes: 25, vs. Boston College (11/20/14)[^]

[^] - denotes from New Mexico

JJ

N'GANGA

C • 6-10 • 250 • R-Sr. • TR

Aubervilliers, France / New Mexico

BIO

2015-16 (New Mexico)

- Did not play due to injury, awarded medical redshirt

2014-15 (New Mexico)

- Averaged 6.4 ppg, Made 80 pct. of free throws
- Second on team with 35 steals

HIGH SCHOOL

- Attended Sunrise Christian Academy in Wichita, Kan.
- Led team to 25-4 record his senior year

PERSONAL

- Full name is Jean-Jacques Francis N'Ganga
- The oldest of four children

JuCo (Northern Oklahoma College-Tonkawa)

- Played two seasons (2012-13, 2013-14) at NOC-Tonkawa
- Averaged 6.0 points and 5.4 rebounds per game
- Shot .468 from the field as a sophomore
- Awarded Hays Scholarship - given to player w/best GPA

2016-17 GAME-BY-GAME STATISTICS

Opponent	Date	GS	Min	FG	FGA	Pct	3FG	FGA	Pct	FT	FTA	Pct	O	D	Tot	Avg	PF	FO	A	TO	Blk	Stl	Pts	Avg
BREWTON-PARKER	11/11/16	6	1	2	.500	0	0	.000	1	2	.500	0	0	0	0.0	0	0	0	1	1	0	3	3.0	
vs Florida	11/13/16	13	0	3	.000	0	0	.000	1	2	.500	0	0	0	0.0	4	0	0	0	0	1	1	2.0	
GA. SOUTHERN	11/20/16	2	0	0	.000	0	0	.000	0	0	.000	0	0	0	0.0	0	0	0	0	0	0	0	1.3	
RADFORD	11/22/16	8	0	2	.000	0	0	.000	0	0	.000	0	0	0	0.0	1	0	0	0	0	0	0	1.0	
Totals		0	29	1	7	.143	0	0	.000	2	4	.500	0	0	0	0.0	5	0	0	1	1	1	4	1.0

CAREER STATISTICS

			Total		3-Point		F-Throws		Rebounds											Scoring	
Season	gp-gs	min/avg	fg-fga	pct	fg-fga	pct	ft-fta	pct	off	def	tot	avg	pf	fo	ast	to	blk	stl	pts	avg	
2014-15*	29-0	344/11.9	36-61	.590	0-0	.000	22-36	.611	18	30	48	1.7	54	1	6	31	5	1	94	3.2	
2016-17	4-0	29/7.3	1-7	.143	0-0	.000	2-4	.500	0	0	0	0.0	5	0	0	1	1	1	4	1.0	
TOTAL	4-0	29/7.3	1-7	.143	0-0	.000	2-4	.500	0	0	0	0.0	5	0	0	1	1	1	4	1.0	
All*	33-0	373/11.3	37-68	.544	0-0	.000	24-40	.600	18	30	48	1.5	59	1	6	32	6	2	98	3.0	

* Statistics from prior team/school



Andrew FISHLER

C • 7-1 • 218 • R-Sr. • 1L
Cumming, Ga. / Gulf Coast State

BIO

2015-16

- Career-high 20 points & 10 rebounds vs. Citadel (2/6)
- Career-best 8 blocks vs. Chattanooga (2/8)
- Scored 9 points in Mercer debut vs. Allen (11/13)

2014-15

- Redshirted season

2012-14 (Gulf Coast CC)

- Averaged 5.3 points, 4.8 boards and 2.6 blocks as a sophomore
- Holds program block records for single-game (6), season (76) and career (146)

HIGH SCHOOL

- Holds Georgia block records for single-game (18), season (212) and career (308)
- Averaged 13.6 points and 8.1 rebounds per game as a senior

PERSONAL

- Son of Todd and Nancy Fishler
- Has two brothers and one sister
- Born on August 24, 1993

55

TOP PERFORMANCES

Points:20, The Citadel (02/06/16)
 Rebounds:10, The Citadel (02/06/16)
 Assists:1, 3x, Ga. Southern (11/20/16)
 Steals:1, 2x, Hiwassee (12/02/15)
 Blocks:8, Chattanooga (02/08/16)
 FG made:7, The Citadel (02/06/16)
 FG attempts:9, The Citadel (02/06/16)
 FT made:6, The Citadel (02/06/16)
 FT attempts:9, The Citadel (02/06/16)
 Minutes:20, vs. Chattanooga (2/8/16)

2016-17 GAME-BY-GAME STATISTICS

Opponent	Date	GS	Min	FG	FGA	Pct	3FG	FGA	Pct	FT	FTA	Pct	O	D	Tot	Avg	PF	FO	A	TO	Blk	Stl	Pts	Avg	
BREWTON-PARKER	11/11/16		10	0	2	.000	0	0	.000	1	2	.500	1	2	3	3.0	1	0	0	0	0	0	1	1.0	
vs Florida	11/13/16		10	1	3	.333	0	0	.000	3	5	.600	1	0	1	2.0	2	0	0	0	1	0	5	3.0	
GA. SOUTHERN	11/20/16		11	3	5	.600	0	0	.000	1	1	1.000	2	2	4	2.7	2	0	1	0	1	0	7	4.3	
RADFORD	11/22/16		12	0	2	.000	0	0	.000	2	2	1.000	1	3	4	3.0	1	0	0	1	5	0	2	3.8	
Totals			0	43	4	12	.333	0	0	.000	7	10	.700	5	7	12	3.0	6	0	1	1	7	0	15	3.8

CAREER STATISTICS

			Total		3-Point		F-Throws		Rebounds											Scoring	
Season	gp-gs	min/avg	fg-fga	pct	fg-fga	pct	ft-fta	pct	off	def	tot	avg	pf	fo	ast	to	blk	stl	pts	avg	
2015-16	31-6	239/7.7	33-69	.478	0-0	.000	21-35	.600	18	40	58	1.9	33	0	2	16	23	2	87	2.8	
2016-17	4-0	43/10.8	4-12	.333	0-0	.000	7-10	.700	5	7	12	3.0	6	0	1	1	7	0	15	3.8	
TOTAL	35-6	282/8.1	37-81	.457	0-0	.000	28-45	.622	23	47	70	2.0	39	0	3	17	30	2	102	2.9	