



@MercerMBB
#BearDownMU
#STIR

MEN'S BASKETBALL NOTES

MERCER BEARS

2-1
OVERALL

0-0
SOCON

Bob Hoffman
HEAD COACH

166-114
RECORD AT MERCER
(NINTH SEASON)



VS.



RADFORD HIGHLANDERS

1-2
OVERALL

0-0
BIG SOUTH

Mike Jones
HEAD COACH

80-87
RECORD AT RU
(SIXTH SEASON)

SCHEDULE

OVERALL 2-1 SoCon 0-0
H 2-0 | A 0-0 | N 0-1

NOVEMBER

Fri. 11	Brewton-Parker	ESPN3	W, 87-53
Sun. 13	! vs. Florida	ESPNU	L, 54-76
Sun. 20	^ Georgia Southern	ESPN3	W, 80-67
Tue. 22	^ Radford	ASN	7 p.m.
Fri. 25	^% vs. East Carolina	-	5 p.m.
Sat. 26	^% vs. TBD	-	TBD
Tue. 29	Davidson	ESPN3	7 p.m.

DECEMBER

Sat. 3	at George Mason	-	4 p.m.
Wed. 7	Oglethorpe	ESPN3	7 p.m.
Sat. 10	at Clemson	ACC Net Extra	4 p.m.
Sun. 18	at Auburn	SEC Network	1 p.m.
Thur. 22	La Salle	ASN	7 p.m.
Wed. 28	at Kennesaw State	-	7 p.m.
Sat. 31	* at Wofford	-	1 p.m.

JANUARY

Mon. 2	* at Furman	-	7 p.m.
Thur. 5	* VMI	ESPN3	7:30 p.m.
Sat. 7	* ETSU	ESPN3	4:30 p.m.
Wed. 11	* at Samford	-	8 p.m.
Sat. 14	* Chattanooga	ASN	2 p.m.
Thur. 19	* UNCG	ESPN3	7 p.m.
Sat. 21	* at Western Carolina	-	2 p.m.
Sat. 28	* The Citadel	ESPN3	4:30 p.m.
Mon. 30	* Western Carolina	ESPN3	7 p.m.

FEBRUARY

Thur. 2	* Furman	ESPN3	7 p.m.
Sat. 4	* Wofford	ESPN3	4:30 p.m.
Thur. 9	* at VMI	ESPN3	7 p.m.
Sat. 11	* at ETSU	ESPN3	4 p.m.
Sat. 18	* at The Citadel	-	1 p.m.
Wed. 22	* UNCG	ESPN3	7 p.m.
Sat. 25	* at Chattanooga	-	5 p.m.
Mon. 27	* Samford	ESPN3	7 p.m.

MARCH

3-6	& SoCon Tournament	ESPN3	TBA
-----	--------------------	-------	-----

OPENING TIPOFF

In a quick turnaround that is part of a busy week, Mercer hosts Radford Tuesday evening in the second game of the opening round of the Savannah Invitational. Tipoff is set for 7 p.m. and will be broadcast on ASN.

SERIES HISTORY

Tuesday's game will mark the first meeting between Mercer and Radford. The two schools, located 440 miles apart, have never met before on the hardwood.

LAST TIME OUT

Mercer had all five starters score in double figures – including Ria'n Holland's 18 points – and the Bears ended the game on a 25-4 run as Mercer came from behind to defeat Georgia Southern, 80-67, in front of a sellout crowd of 3,508 at Hawkins Arena Sunday afternoon in an opening round game of the Savannah Invitational.

Mercer's five starters alone outscored Georgia Southern, 73-67, while Andrew Fishler added seven points for the Bears (2-1). Georgia Southern (1-2), led by Ike Smith's 19 points, was held to just 36.8 percent shooting from the floor.

TODAY'S MATCHUP IN THE RANKINGS

Ranking	Mercer	Opp.
ESPN BPI (ESPN.com)	-	-
ESPN RPI (ESPN.com)	178	238
KenPom (kenpom.com)	167	302
NCAA RPI (ncaa.com)	-	-
Warren Nolan (warrenolan.com)	181	276

GAME INFORMATION

Date/Time: Tuesday, Nov. 22 • 7 p.m.
Location: Macon, Ga. • Hawkins Arena (3,500)
Live Stats: MercerBears.com/livestats
Twitter Updates: @MercerMBB
Tickets: tickets.mercer.edu

SERIES INFORMATION

Series Record: First Meeting
In Macon: First Meeting
In Radford: N/A
Neutral/Unknown: N/A
Last Meeting: N/A
Streak: N/A

TV INFORMATION

Television: ASN
Talent: Todd Wilson (pxp), Dean Keener (analyst), Megan Trammell (sideline)

RADIO INFORMATION

Radio: Mercer Sports Network
Flagship: 97.3 FM The Bull Icons (Macon)
Play-by-Play: Rick Cameron

STATISTICAL COMPARISON

	MERCER	Opp.
Scoring Average	73.7	63.7
Opp. Scoring Average	65.3	79.0
Scoring Margin	+8.3	-15.3
FG Percentage	.458	.400
3FG Percentage	.333	.254
FT Percentage	.726	.625
Rebounding Average	38.7	38.3
Assists Per Game	16.0	13.0
Steals Per Game	5.0	6.3
Blocks Per Game	2.3	1.7

! - in Jacksonville, Fla.
^ - Savannah Invitational
% - in Savannah, Ga.
* - Southern Conference game
& - Southern Conference Tournament (Asheville, N.C.)

MEDIA RELATIONS

Patrick T. Walsh






Assistant AD for Media Relations

e: walsh_pt@mercer.edu

o: 478-301-5209

c: 318-514-9203

MERCER STARTING FIVE (Based on Previous Game)

				
0 RINGER R-Jr. F	5 STRAWBERRY Jr. G	10 HOLLAND R-Jr. G	15 JELKS Jr. F	23 RIVERS Jr. G
MIN 22.0	MIN 23.0	MIN 31.7	MIN 23.3	MIN 23.0
PPG 8.0	PPG 8.0	PPG 21.0	PPG 10.0	PPG 11.0
FG% 60.0%	FG% 43.8%	FG% 51.2%	FG% 61.1%	FG% 52.2%
3FG% N/A	3FG% 33.3%	3FG% 42.9%	3FG% 28.6%	3FG% 33.3%
AST 1	AST 15	AST 5	AST 9	AST 4

NUMERICAL ROSTER

No.	Name	Pronunciation	Pos.	Ht.	Wt.	Yr.	Exp.	Hometown / Previous School
0	Desmond Ringer		F	6-9	255	R-Jr.	1L	McDonough, Ga. / South Carolina
1	Cory Kilby		F	6-7	195	So.	1L	Ada, Okla. / Ada HS
2	Jaylen Stowe		G	6-2	205	So.	1L	Harrisburg, N.C. / Hickory Ridge HS
3	Stephen Gavin		G	6-3	190	So.	SQ	Savannah, Ga. / Hilton Head Preparatory School
5	Jordan Strawberry		G	6-1	175	Jr.	2L	Anaheim, Calif. / South Kent School
10	Ria'n Holland	REE-on	G	6-0	152	R-Jr.	JC	Fayetteville, N.C. / Indian Hills CC
13	Ryan Johnson		G	6-5	192	R-So.	JC	Greensboro, N.C. / Tallahassee CC
14	Ethan Stair		G	6-5	205	So.	1L	Hazel Green, Ala. / Hazel Green HS
15	Stephon Jelks	STEF-on	F	6-6	225	Jr.	2L	Marietta, Ga. / North Cobb Christian School
20	Darius Roy		G	6-2	170	Fr.	HS	Lawton, Okla. / Lawton Eisenhower HS
23	Demetre Rivers	de-MEE-TREE	G	6-8	180	Jr.	2L	Ladson, S.C. / Stratford HS
24	Ross Cummings		G	6-3	165	Fr.	HS	Dickson, Tenn. / Creek Wood HS
25	Rashad Lewis		G	5-8	156	Jr.	JC	Valdosta, Ga. / Tallahassee CC
33	Mac Brydon		C	6-10	280	Fr.	HS	Charlotte, N.C. / Carmel Christian
44	JJ N'Ganga	NN-GAHNG-AH	C	6-10	250	R-Sr.	TR	Aubervilliers, France / New Mexico
55	Andrew Fishler		C	7-1	218	R-Sr.	1L	Cumming, Ga. / Gulf Coast State

RADIO / TV ROSTER




Desmond RINGER
F / 6-9 / 255
R-Jr. / 1L
McDonough, Ga.



Cory KILBY
F / 6-7 / 195
So. / 1L
Ada, Okla.




Jaylen STOWE
G / 6-4 / 200
So. / 1L
Harrisburg, N.C.




Stephen GAVIN
G / 6-3 / 190
So. / SQ
Savannah, Ga.




Jordan STRAWBERRY
G / 6-1 / 175
Jr. / 2L
Anaheim, Calif.



Ria'n HOLLAND
G / 6-0 / 152
R-Jr. / JC
Fayetteville, N.C.



Ryan JOHNSON
G / 6-5 / 192
R-So. / JC
Greensboro, N.C.



Ethan STAIR
G / 6-5 / 205
So. / 1L
Hazel Green, Ala.



Stephon JELKS
F / 6-6 / 225
Jr. / 2L
Marietta, Ga.



Darius ROY
G / 6-2 / 170
Fr. / HS
Lawton, Okla.




Demetre RIVERS
G / 6-8 / 180
Jr. / 2L
Ladson, S.C.



Ross CUMMINGS
G / 6-3 / 165
Fr. / HS
Dickson, Tenn.



Rashad LEWIS
G / 5-8 / 156
Jr. / JC
Valdosta, Ga.



Mac BRYDON
C / 6-10 / 280
Fr. / HS
Charlotte, N.C.



JJ N'GANGA
C / 6-10 / 250
R-Sr. / TR
Aubervilliers, France



Andrew FISHLER
C / 7-1 / 218
R-Sr. / 1L
Cumming, Ga.



Bob HOFFMAN
Head Coach
Ninth Season
Oklahoma Baptist, 1979



Doug ESLEECK
Associate Head Coach
Seventh Season
North Carolina, 2005



Jason EAKER
Assistant Coach
Fourth Season
UT Pan American, 2004



Jarred MERRILL
Assistant Coach
Second Season
Oklahoma Christian, 2005



Jonathan HOWARD
Director of Basketball Operations
Fifth Season
Oklahoma, 2006

PRONUNCIATION GUIDE

Ria'n Holland
Stephon Jelks
Demetre Rivers
JJ N'Ganga

REE-on
STEF-on
de-MEE-TREE
NN-GANG-AH

Doug Esleeck
Jason Eaker

ess-lick
A-ker

A NEW FACE

Mercer will get a fresh look at an opponent Tuesday when the Bears host Radford at Hawkins Arena. The game will mark the first meeting between the two schools despite the regional proximity. But even if they had met before, it would still seem like new as Radford recently re-launched a new (and, dare we say, improved?) set of logos and branding marks for the school.



ALL-TIME SERIES

Overall	First Meeting
Home	First Meeting
Away	No Meetings
Neutral/Unknown Sites	No Meetings
Streak	N/A
Bob Hoffman vs. Ga. Southern	First Meeting

Last 10 Meetings

-

RIA'N CHANNELS HIS INNER PETULA CLARK

In just three games in a Mercer uniform, Ria'n Holland has already established himself as a dangerous threat from downtown. He enters this game ranked 10th in the nation in 3pt field goals made per game (4.00) and 45th in 3pt field goals made overall (12).

Ria'n Holland from Downtown

Category	National Rank	SoCon Rank	Stat
3pt FG per game	10	1	4.00
3pt FG overall	45	4	12
3pt FG attempted	68	9	28
Points Per Game	67	3	21.0

STRAWBERRY DISH

Prior to the 2016-17 season, Mercer guard Jordan Strawberry expressed his desire to lead the nation in assists. The junior guard is well on his way to doing so as he ranks in the mid-30s this week in both total assists and assists per game.

Category	National Rank	SoCon Rank	Stat
Total Assists	157	7	15
Assists per game	77	2	5.0

RIA'N MAKES IT RAI'N

What a Mercer debut for Ria'n Holland. The redshirt junior that previously played at Wichita State by way of Indian Hills CC made his inaugural game in a Bears uniform a memorial one as he scored a game-high 24 points and was 5-for-11 from behind the arc.

LOCK DOWN D...

Mercer's defense has already made quite a statement early this season. The Bears enter this week's game ranked 20th in the nation (and first in the Southern Conference) in field goal percentage defense, holding opponents to only a 34.6 success rate in shooting the ball. That includes holding Florida - a perennial power house that averaged 42.6 percent shooting last year - to only 36.1 percent from the field on Nov. 13 against Mercer.

...STARTED AT THE BEGINNING...

Mercer's defense made an impressive showing in the second half of the season opener against Brewton-Parker on Friday, Nov. 11. The Bears made 22 consecutive defensive stops and held BPC scoreless over the final 12:25 in the game. Not a surprising performance, considering its numbers last year...

...INCLUDED A DEJA VU...

Had we seen that before? Mercer's defense went into lock down mode over the final seven minutes of the Bears' Nov. 20 game against Georgia Southern at Hawkins Arena, allowing only four points out of the opponents as Mercer ended the game on a 25-4 run. If that seems like a deja vu, maybe that's because it was...



ALL-TIME RESULTS

Campbell	15-13
Charleston Southern	8-1
Gardner-Webb	4-7
High Point	0-0
Liberty	0-0
Longwood	0-0
Presbyterian	25-16
Radford	0-0
UNC Asheville	4-4
Winthrop	1-1
TOTAL	57-42

SOUTHERN CONFERENCE

2016-17 STANDINGS

as of Nov. 20, 2016

Team	SoCon	Pct.	Overall	Pct.
Mercer	0-0	-	2-1	.667
ETSU	0-0	-	2-1	.667
Chattanooga	0-0	-	3-2	.600
The Citadel	0-0	-	3-2	.600
UNCG	0-0	-	3-2	.600
Furman	0-0	-	2-2	.500
Samford	0-0	-	1-1	.500
Wofford	0-0	-	1-2	.333
Western Carolina	0-0	-	1-3	.250

UPCOMING SCHEDULE

Tuesday, November 22

Wofford vs. TBA (Gulf Coast Showcase)	TBA
UNC Asheville at Furman (CBE Hall of Fame)	7 p.m.
VMI at Presbyterian	7 p.m.
Radford at Mercer (Savannah Invite)	7 p.m.

Wednesday, Nov. 23

Wofford vs. TBA (Gulf Coast Showcase)	TBA
The Citadel at Arizona State	4 p.m.
Samford at Cincinnati	7 p.m.

PRESEASON POLL (COACHES)

Rank	Team (1st-Place Votes)	Total
1.	Chattanooga (8)	80
2.	ETSU (2)	74
3.	Wofford	57
4.	Mercer	55
5.	Furman	50
	UNCG	50
7.	Samford	32
8.	Western Carolina	20
9.	VMI	19
10.	The Citadel	13

PRESEASON POLL (MEDIA)

Rank	Team (1st-Place Votes)	Total
1.	Chattanooga (26)	296
2.	ETSU (4)	268
3.	Furman	213
	Wofford	213
5.	Mercer	194
6.	UNCG	142
7.	Samford	113
8.	Western Carolina	112
9.	The Citadel	53
10.	VMI	48

...CONTINUED FROM LAST YEAR

The Bears held opponents to a combined shooting percentage of .402 from the field last season, the best mark in the SoCon. The Bears held 14 opponents to shooting under .400 percent from the floor. Mercer's defense has held four teams to 50 points or less last season (Alabama State, Alcorn State, Hiwassee and Samford).

JELKS RETURNS, WITH HONORS

An offseason after claiming All-Southern Conference honors, forward Stephon Jelks returns to Mercer for his junior season with fanfare. The Marietta, Georgia native was named to the 2016-17 Preseason All-SoCon Team by a vote of the league's coaches.

2016-17 PRESEASON ALL-SOCON TEAM

T.J. Cromer, ETSU	Casey Jones, Chattanooga
Hanner Mosquera-Perea, ETSU	Tre' McLean, Chattanooga
Devin Sibley, Furman	Justin Tuoyo, Chattanooga
Stephon Jelks, Mercer	QJ Peterson, VMI
R.J. White, UNCG	Fletcher Magee, Wofford

BOUNCING BACK

Mercer is 46-15 after a loss over the last five (entering six) seasons. That mark added two wins so far this year as the season opener followed last season's loss to Coastal Carolina while Mercer rebounded to the loss against Florida by beating Georgia Southern.

HOME, SWEET, HOME

Mercer is 72-12 at Hawkins Arena since the start of the 2011-12 season. The Bears have lost just once against a non-conference opponent in the regular season at Hawkins Arena since the beginning of the 2012 season, falling to Dartmouth, 67-51 on December 16, 2014.

NOT IN OUR HOUSE

Mercer excelled when playing in Hawkins Arena during the 2015-16 season. The Bears finished the regular season 11-3 at home with a scoring margin of +12.1 points in those games. The Orange and Black allowed opponents just 62.2 points per game and a field goal percentage of .376. That kind of success will look to be emulated as the 2016-17 season begins to get underway.

MID-MAJOR RANKINGS

COLLEGE INSIDER

RK	TEAM	REC	PTS	PRV	CONFERENCE
1.	Gonzaga (22)	1-0	754	1	West Coast
2.	Saint Mary's (8)	1-0	745	2	West Coast
3.	Wichita State	2-0	655	3	Missouri Valley
4.	Monmouth	1-0	598	5	Metro Atlantic
5.	UT Arlington	1-0	566	6	Sun Belt
6.	UNCW	1-0	474	7	Colonial
7.	Valparaiso (1)	2-0	468	8	Horizon
8.	Chattanooga	1-1	447	9	Southern
9.	Illinois State	0-1	434	4	Missouri Valley
10.	Princeton	0-0	427	11	Ivy League
11.	Belmont	0-0	398	13	Ohio Valley
12.	BYU	0-0	381	14	West Coast
13.	Ohio	1-0	353	16	Mid-American
14.	Wagner	1-0	330	NR	Northeast
15.	Long Beach State	1-1	323	10	Big West
16.	Fort Wayne	1-1	203	15	Summit
17.	Northern Iowa	1-0	201	17	Missouri Valley
18.	Yale	1-0	197	25	Ivy League
19.	North Dakota State	2-0	194	19	Summit
20.	Stephen F. Austin	0-1	177	18	Southland

21. ETSU	1-0	131	21	Southern
22. Siena	1-0	127	22	Metro Atlantic
23. Florida Gulf Coast	0-1	110	20	Atlantic Sun
24. New Mexico State	1-1	108	24	Western Athletic
25. Grand Canyon	0-1	104	23	Western Athletic

Others receiving votes: Albany 101, Tennessee State 81, Little Rock 69, Oakland 66, Vermont 63, Winthrop 58, Ball State 56, Iona 56, Green Bay 55, Harvard 51, Weber State 47, Sam Houston State 44, Murray State 42, Hofstra 39, Buffalo 31, South Dakota State 30, **MERCER 27**, Pepperdine 26, Bucknell 21, North Florida 17, South Alabama 17, Towson 17, UC Irvine 15, James Madison 14, Montana 14, Georgia State 13, Lehigh 13, UNC Asheville 13, William & Mary 12, Northwestern State 9, Missouri State 8, Texas Southern 7, Evansville 6, **Georgia Southern 6**, Eastern Michigan 5, Southern Illinois 5, Nicholls State 4, Southern 4, Texas A&M Corpus Christi 4, Coastal Carolina 2, CSU Bakersfield 2, North Dakota 1, **Wofford 1**.

BEST FANS IN THE LAND

The Bears set the Hawkins Arena single game attendance record on Jan. 16, 2016 against Wofford as 4,502 fans packed the house and then reset the record three weeks later with 4,772 spectators on hand. Mercer was third the SoCon in attendance last season, averaging 3,070 fans per game. The Bears recorded sellouts in 10-of-14 games last year, including eight of nine Southern Conference contests.

NON-CON EXCELLENCE

Last season Mercer finished with a non-conference record of 10-3, the best during head coach Bob Hoff man's eight-year tenure. The Bears previous best mark of nine wins came during the 2013-14 season that resulted in a trip to the NCAA Tournament. Mercer looks to match or best that this season.

GIANT SLAYERS

Mercer's win over Arkansas on Dec. 22, 2015 was head coach Bob Hoffman's 10th win against high-major competition in eight seasons with the Bears. Six of the victories have come against teams from the SEC. He's also led the team to wins over Alabama (twice), Auburn, Duke (2014 NCAA Tournament) Florida State, Georgia Tech, Tennessee and Seton Hall and Ole Miss.

Hoffman and the Bears will have multiple chances to slay more giants this year with games at Clemson (Dec. 10) and Auburn (Dec. 18).

MOVING ON UP

With the win over Alabama State last season, Mercer head coach Bob Hoffman passed Robert Wilder (147) for second place on the Mercer all-time wins list with 148. Hoffman currently has 164 wins at Mercer while Bill Bibb currently ranks first in Mercer all-time coaching victories with 222.

REMEMBER, REMEMBER THE MONTH OF NOVEMBER

Last season Mercer finished it's best opening month in history, setting a program record for wins in November with six. Mercer was 6-1 and recorded wins over Allen, George Mason, Alabama State, Tulane, Appalachian State and Western Michigan.

STAIR CLIMBING

Last year then-freshman guard Ethan Stair has made an impressive debut in his first season at Mercer. Stair scored a career-high 15 points at Wofford (2/11), finishing 6-of-10 from the field, and is averaging 6.6 points per game. The freshman also excels in crashing the glass, posting a career-high nine rebounds against Western Michigan while averaging 4.1 rebounds per game.

WHAT'S IN A NAME?

Jordan Strawberry may have a famous name but he is using a different sport to prove he is his own man. The son of former New York Met Darryl Strawberry, Jordan is playing a different sport than his father but still finding a similar level of success. The 6-1 guard is in his junior season at Mercer and has the ability to be a game-changer on the court, just as his father was a game-changer on the diamond.

A PEACH OF A PROGRAM

Over the last five years Mercer has registered more wins overall and more wins per year than any other Division I program in Georgia.

ENTERING THIS SEASON...

School	Total Wins	Avg. Wins/Year
Mercer	116	23.2
Georgia State	103	20.6
Georgia	91	18.2
Georgia Southern	80	16.0
Savannah State	78	15.6
Georgia Tech	76	15.2
Kennesaw State	33	6.6

QUICK FACTS

MERCER UNIVERSITY

Location	Macon, Ga.
Enrollment	8,557
Founded	1833
Nickname	Bears
Colors	Orange and Black
Affiliation	NCAA Division I
Conference	Southern
Arena (Capacity)	Hawkins Arena (3,500)
President	Dr. William D. Underwood
Athletics Director	Jim Cole
Athletics Phone	(478) 301-4130

COACHING STAFF

Head Coach	Bob Hoffman
Record at Mercer/Years	164-113/8
MBB Career Record/Years	476-267/22
Career Record/Seasons	564-282/25
Associate Head Coach	Doug Esleeck
Assistant Coach	Jason Eaker
Assistant Coach	Jarred Merrill
Basketball Phone	(478) 301-5211

BASKETBALL HISTORY

First year of basketball	1906-07
Number of seasons	105
All-Time Record	1,212-1,145
Conference Regular Season Titles (Last)	7 (2014)
Conference Tournament Titles (Last)	3 (2014)
NCAA Tournament Appearances (Last)	3 (2014)
NCAA Record	1-3
NIT Appearances (Last)	1 (2013)
NIT Record	1-1
CollegelInsider.com Tournament Appearances	2 (2016)
CIT Record	5-1
College Basketball Invitational Appearances	1 (2015)
CBI Record	1-1

MEDIA RELATIONS

Assistant AD/Media Relations (MBB Contact)	Patrick Walsh
Office Phone	(478) 301-5209
Cell	(318) 514-9203
E-mail	walsh_pt@mercer.edu
Assistant Director of Media Relations	Jenny Moss
Graduate Assistant	Gerrit Vangenderen

2016-17 MERCER MEN'S BASKETBALL

NATIONAL POLLS

ASSOCIATED PRESS

RK	TEAM	RECORD	PTS
1	Kentucky (42)	4-0	1,592
2	Villanova (21)	5-0	1,561
3	Indiana (2)	3-0	1,443
4	North Carolina	4-0	1,399
5	Kansas	2-1	1,374
6	Duke	4-1	1,337
7	Virginia	3-0	1,198
8	Arizona	3-0	1,129
9	Xavier	5-0	1,099
10	Louisville	3-0	947
11	Gonzaga	3-0	872
12	Creighton	4-0	770
13	Oregon	2-1	748
14	UCLA	4-0	735
15	Saint Mary's	3-0	703
16	Wisconsin	2-1	666
17	Purdue	2-1	613
18	Syracuse	3-0	610
19	West Virginia	3-0	474
20	Baylor	3-0	371
21	Iowa State	3-0	319
22	Texas	3-0	251
23	Rhode Island	4-1	217
24	Michigan State	2-2	183
25	Michigan	4-0	89
25	Florida State	4-0	89

Others receiving votes: California 56, Maryland 55, Miami 44, Cincinnati 39, Wichita St 36, **Florida 34**, Seton Hall 15, Dayton 14, Butler 14, Virginia Tech 12, Notre Dame 6, Colorado 4, Ohio State 4, Ohio 1, Rutgers 1, Tennessee State 1

USA TODAY COACHES

RK	TEAM	RECORD	PTS
1	Kentucky (20)	4-0	754
2	Villanova (4)	5-0	725
3	Duke (5)	4-1	658
4	North Carolina	4-0	654
5	Indiana (2)	3-0	650
6	Virginia	3-0	600
	Kansas	2-1	600
8	Xavier	5-0	545
9	Arizona	3-0	530
10	Louisville	3-0	470
11	Gonzaga	3-0	409
12	Oregon	2-1	390
13	UCLA	4-0	318
14	Wisconsin	2-1	306
15	Saint Mary's	3-0	301
16	Syracuse	3-0	288
17	West Virginia	3-0	284
18	Creighton	4-0	280
19	Purdue	2-1	254
20	Michigan State	2-2	227
21	Texas	3-0	146
22	Iowa State	3-0	134
23	Maryland	4-0	94
24	Michigan	4-0	79
25	Rhode Island	4-1	70

Others receiving votes: Baylor 60, California 38, Miami 37, **Florida 26**, Seton Hall 21, Cincinnati 20, Florida State 20, VCU 11, Colorado 11, Butler 10, Notre Dame 9, Wichita St 9, Utah 7, NC State 5, Dayton 5, Texas A&M 4, Virginia Tech 3, Oklahoma 3, Connecticut 3, Yale 2, UCF 1, UAB 1, Arkansas 1, Northern Iowa 1, CSU Bakersfield 1

SEASON/CAREER TOTALS

Double-Digit Scoring	16-17	Career
Stephon Jelks	2	30
Demetre Rivers	2	20
Jordan Strawberry	1	15
Ethan Stair	0	9
Desmond Ringer	1	5
Ria'n Holland	3	3
Andrew Fishler	0	1
Cory Kilby	0	1

20+ Point Games	16-17	Career
Stephon Jelks	0	4
Jordan Strawberry	0	3
Demetre Rivers	0	2
Ria'n Holland	2	2
Andrew Fishler	0	1
Desmond Ringer	0	1

Games Led in Scoring	16-17	Career
Stephon Jelks	0	7
Demetre Rivers	0	7
Ria'n Holland	3	3
Jordan Strawberry	0	3
Desmond Ringer	0	2
Andrew Fishler	0	1

Double-Doubles	15-16	Career
Stephon Jelks	0	10
Andrew Fishler	0	1

10+ Assist Games	16-17	Career
Jordan Strawberry	1	1

5+ 3-Point FG Games	16-17	Career
Ria'n Holland	2	2

2016-17 TEAM ALMANAC

Longest Winning Streak	1
Longest Losing Streak	1
Most Points Scored	87
Fewest Points Scored	54
Most Points Allowed	76
Fewest Points Allowed	53
Average Points Scored	73.7
Average Points Allowed	65.3

2016-17 INDIVIDUAL HIGHS

Most Points	24, R. Holland vs. Brewton-Parker (11/11/16)
Most Rebounds	9, S. Jelks vs. Ga. Southern (11/20/16)
Most Blocks	2, D. Ringer vs. Florida (11/13/16)
Most Assists	11, J. Strawberry vs. Brewton-Parker (11/11/16)
Most Steals	3, R. Holland vs. Ga. Southern (11/20/16)

NATIONAL RANKINGS

THROUGH NOV. 20, 2016

TEAM

	NCAA	SoCon	Value
3-pt Field Goal Attempts	225	7	66
Assist Turnover Ratio	62	3	1.33
Assists Per Game	84	5	16.0
Blocked Shots Per Game	262	7	2.3
Defensive Rebounds per Game	144	5	27.00
Fewest Fouls	54	3	52
Fewest Turnovers	56	4	36
Field-Goal Percentage	139	4	45.8
Field-Goal Percentage Defense	20	1	34.6
Free Throw Attempts	253	6	62
Free Throws Made	224	4	45
Free-Throw Percentage	105	4	72.6
Offensive Rebounds Per Game	154	8	11.67
Personal Fouls Per Game	59	2	17.3
Rebound Margin	171	7	2.3
Scoring Defense	88	3	65.3
Scoring Margin	131	4	8.3
Scoring Offense	201	6	73.7
Steals Per Game	267	9	5.0
Three Pt FG Defense	91	3	30.0
Three-Point Field Goals Per Game	166	9	7.3
Three-Point Field-Goal Percentage	190	5	33.3
Total 3-point FGM	220	9	22
Total Assists	177	6	48
Total Blocks	280	7	7
Total Rebounds	231	7	116
Total Rebounds Per Game	145	6	38.67
Total Steals	286	8	15
Turnover Margin	210	6	-0.7
Turnovers Forced	308	9	11.33
Turnovers Per Game	74	2	12.0
Won-Lost Percentage	108	1	66.7

INDIVIDUAL

3-pt Field Goal Attempts			
Ria'n Holland	68	9	28

Assist Turnover Ratio			
Jordan Strawberry	156	6	2.50

Assists Per Game			
Jordan Strawberry	77	2	5.0

Field-Goal Percentage			
Ria'n Holland	235	7	51.2

Free-Throw Percentage			
Jordan Strawberry	124	2	88.9

Points Per Game			
Ria'n Holland	67	3	21.0

Steals Per Game			
Ria'n Holland	226	8	1.67

Three-Point Field Goals Per Game			
Ria'n Holland	10	1	4.00

Three-Point Field-Goal Percentage			
Ria'n Holland	124	5	42.9

Total 3-point FGM			
Ria'n Holland	45	4	12

Total Assists			
Jordan Strawberry	157	7	15

Total Field Goals Made			
Ria'n Holland	175	5	22

Total Points			
Ria'n Holland	204	8	63

RECORD BREAKDOWN

Overall	2-1
Home	2-0
Road	0-0
Neutral	0-1
Overtime	0-0
SoCon	0-0
SoCon Home	0-0
SoCon Road	0-0
In afternoon games	1-0
In night games	1-1
When scoring first	0-1
When opponent scores first	2-0
When leading at halftime	1-0
When trailing at halftime	1-1
When tied at halftime	0-0
Leading with 5:00 left	1-0
Trailing with 5:00 left	1-1
Tied with 5:00 left	0-0
In games decided by 3 points or less	0-0
In games decided by 4-10 points	0-0
In games decided by more than 10 points	2-1
When scoring 30-39 points	0-0
When scoring 40-49 points	0-0
When scoring 50-59 points	0-1
When scoring 60-69 points	0-0
When scoring 70-79 points	0-0
When scoring 80-89 points	2-0
When scoring 90+ points	0-0
When scoring 100+ points	0-0
When allowing less than 40 points	0-0
When allowing 40-49 points	0-0
When allowing 50-59 points	1-0
When allowing 60-69 points	1-0
When allowing 70-79 points	0-1
When allowing 80-89 points	0-0
When allowing 90+ points	0-0
When allowing 100+ points	0-0
When shooting less than 30%	0-0
When shooting 30-39%	0-1
When shooting 40-49%	1-0
When shooting 50% or better	1-0
When opponents shoot less than 30%	0-0
When opponents shoot 30-39%	2-1
When opponents shoot 40-49%	0-0
When opponents shoot 50% or better	0-0
When out-shooting opponents	2-1
When out-shot by opponents	0-0
When percentages are even	0-0
When out-rebounding opponents	2-0
When out-rebounded by opponents	0-1
When rebounds are even	0-0
When committing more turnovers	0-1
When committing less turnovers	2-0
When turnovers are even	0-0
Sunday	1-1
Monday	0-0
Tuesday	0-0
Wednesday	0-0
Thursday	0-0
Friday	1-0
Saturday	0-0
White uniforms	2-0
Orange uniforms	0-0
Black uniforms	0-1

THE LAST TIME...

A Mercer Player Had:

20 points or more

25 points or more
30 points or more
10 rebounds or more
15 rebounds or more

8 assists or more

5 steals or more
5 blocks or more
a double-double

A Mercer Opponent Had:

20 points or more
25 points or more
30 points or more
10 rebounds or more
15 rebounds or more
8 assists or more
5 steals or more
5 blocks or more
a double-double

Mercer:

Scored 90 points
Allowed 90 points
Scored 100 points
Allowed 100 points
Scored less than 50 points
Allowed less than 50 points
Shot 50 percent or better
Shot 35 percent or below
Shot 80+ percent from FT line
Shot 90+ percent from FT line
Made 20+ free throws
Made 10+ 3-point field goals
Grabbed 50 or more rebounds
Grabbed 60 or more rebounds
Forced 25 or more turnovers
Had four players in double-figures
Had five players in double-figures
Had six players in double-figures
Won in overtime
Lost in overtime

21, Ria'n Holland vs. Florida (11/13/16)

26, Jestin Lewis at Samford (2/1/16)
30, Ike Nwamu at Tennessee (12/22/14)
11, Phillip Leonard vs. The Citadel (3/4/16)
17, Stephon Jelks at The Citadel (1/9/16)
11, Jordan Strawberry vs. Brewton-Parker (11/11/16)
5, Langston Hall at Florida State (12/2/12)
8, Andrew Fishler vs. Chattanooga (2/8/16)
Phillip Leonard (11 pts, 11 reb) vs. The Citadel (3/4/16)

20, Julian Eleby, at VMI (2/25/16)
25, Ge'Lawn Guyn, vs. ETSU (3/5/16)
46, QJ Peterson, at VMI (2/25/16)
10, Torrion Brummitt, WCU (2/18/16)
15, Casey Jones, Chattanooga (1/29/15)
8, Diante Baldwin, UNCG (1/30/16)
7, Jae'Sean Tate, Ohio State (12/22/15)
6, Alan Williams, UCSB (11/28/14)
Torrion Brummitt (15 pts, 10 reb), WCU (2/18/16)

91, at The Citadel (1/9/16)
91, at VMI (2/25/16)
117, at Valparaiso (11/29/13)
108, at Valparaiso (11/29/13)
44, at Ohio State (3/8/15)
43, vs. Alcorn State (12/5/15)
53.1% (34-64) vs. Brewton-Parker (11/11/16)
34.7% (17-49) at Ohio State (12/22/15)
84.4% (27-32) vs. Georgia Southern (11/20/16)
100.0% (9-9) at Coastal Carolina (3/15/16)
27, vs. Georgia Southern (11/20/16)
10, vs. Georgia Southern (11/20/16)
54, at WCU (1/24/16)
60, vs. The Citadel (2/6/16)
27, vs. FGCU (1/14/08)
vs. The Citadel (2/6/16)
vs. Georgia Southern (11/20/16)
at The VMI (2/25/16)
70-69 (1OT) vs. Wofford (1/16/16)
72-66 (1OT) vs. Chattanooga (2/8/16)



HEAD COACH BOB HOFFMAN

NINTH SEASON

OKLAHOMA BAPTIST, 1979

• 2014 A-Sun Coach of the Year

• 2013 A-Sun Coach of the Year

- Signed on as Mercer head coach on March 27, 2008
- Named 2013 & 2014 Atlantic Sun Coach of the Year
- 564 wins as a head coach and 164 wins at Mercer
- Guided Mercer to program's first outright Atlantic Sun regular season title in 2012-13 and first NCAA Tournament win in 2014
- Led Mercer to 2012 CollegiateInsider.com Tournament Title
- Presided over program best 27-9 season in 2013-14
- 10 high-major wins in 8 seasons at Mercer- wins over Arkansas, Auburn, Alabama (2x), Duke, Georgia Tech, Florida State, Seton Hall & Ole Miss
- First coach to win in all four postseason tournaments (NCAA, NIT, CIT, CBI) in a four-year span
- Achieved three-straight 20-win seasons, a first for Mercer men's basketball
- 73-34 record after the New Year in last five seasons

HOFFMAN YEAR-BY-YEAR

SOUTHERN NAZARENE (WOMEN)

Year	W-L
1987-88	21-11
1988-89	36-2
1989-90	31-3
Three Seasons	88-16 (.846)

OKLAHOMA BAPTIST

Year	W-L
1990-91	15-17
1991-92	16-17
1992-93	34-4
1993-94	30-7
1994-95	28-6
1995-96	29-7
1996-97	36-4
1997-98	24-9
1998-99	31-7
Nine Seasons	243-78 (.757)

TEXAS PAN-AMERICAN

Year	W-L
1999-00	12-16
2000-01	12-17
2001-02	21-9
2002-03	10-20
2003-04	14-14
Five Seasons	69-76 (.542)

MERCER

Year	W-L
2008-09	17-15
2009-10	16-17
2010-11	15-18
2011-12	27-11
2012-13	24-12
2013-14	27-9
2014-15	19-16
2015-16	19-15
Eight Seasons	164-113 (.592)

CAREER HEAD COACHING RECORD

25 Seasons 564-283 (.666)

MERCER POWER CONFERENCE WINS UNDER HOFFMAN

Opponent	Score	Date	Location
Arkansas	69-66 (OT)	Dec. 19, 2015	Little Rock, Ark.
No. 6 Duke	78-71	March 21, 2014	Raleigh, N.C.
Ole Miss	79-76	Dec. 22, 2013	Oxford, Miss.
Seton Hall	77-74	Nov. 16, 2013	Macon, Ga.
Tennessee	75-67	Mar. 20, 2013	Knoxville, Tenn.
Alabama	66-59	Dec. 22, 2012	Tuscaloosa, Ala.
Florida State	61-56	Dec. 2, 2012	Tallahassee, Fla.
Georgia Tech	65-59	Dec. 22, 2010	Atlanta, Ga.
Auburn	78-74	Nov. 19, 2008	Auburn, Ala.
Alabama	72-69	Nov. 16, 2008	Tuscaloosa, Ala.

MERCER POSTSEASON WINS UNDER HOFFMAN

Score	Date	Tournament
Mercer 72, Stony Brook 70	March 18, 2015	CBI First Round
Mercer 78, Duke 71	March 21, 2014	NCAA Second Round
Mercer 68, FGCU 60	March 9, 2014	A-Sun Final
Mercer 78, USC Upstate 75 (2OT)	March 6, 2014	A-Sun Semifinal
Mercer 85, Jacksonville 64	March 4, 2014	A-Sun Quarterfinal
Mercer 75, Tennessee 67	March 20, 2013	NIT First Round
Mercer 72, USC Upstate 64	March 8, 2013	A-Sun Semifinal
Mercer 82, Lipscomb 48	March 6, 2013	A-Sun Quarterfinal
Mercer 70, Utah State 67	March 28, 2012	CIT Championship
Mercer 64, Fairfield 59	March 24, 2012	CIT Semifinal
Mercer 79, Old Dominion 73	March 21, 2012	CIT Quarterfinal
Mercer 64, Georgia State 59	March 17, 2012	CIT Second Round
Mercer 68, Tennessee State 60	March 13, 2012	CIT First Round
Mercer 61, Lipscomb 53	February 29, 2012	A-Sun Quarterfinal
Mercer 73, Lipscomb 63	March 3, 2011	A-Sun Quarterfinal
Mercer 66, Jacksonville 63	March 5, 2010	A-Sun Semifinal
Mercer 87, Belmont 81	March 4, 2010	A-Sun Quarterfinal



Mercer University Basketball
Mercer Combined Team Statistics (as of Nov 21, 2016)
All games



RECORD:	OVERALL	HOME	AWAY	NEUTRAL
ALL GAMES	2-1	2-0	0-0	0-1
CONFERENCE	0-0	0-0	0-0	0-0
NON-CONFERENCE	2-1	2-0	0-0	0-1

#	Player	gp-gs	min	avg	Total		3-Point		F-Throw		Rebounds				pf	dq	a	to	blk	stl	pts	avg
					fg-fga	fg%	3fg-fga	3fg%	ft-fga	ft%	off	def	tot	avg								
10	Ria'n Holland	3-3	95	31.7	22-43	.512	12-28	.429	7-8	.875	0	9	9	3.0	7	0	5	6	1	5	63	21.0
23	Demetre Rivers	3-3	69	23.0	12-23	.522	3-9	.333	6-7	.857	2	6	8	2.7	9	1	4	5	0	0	33	11.0
15	Stephon Jelks	3-3	70	23.3	11-18	.611	2-7	.286	6-6	1.000	7	10	17	5.7	4	0	9	7	1	0	30	10.0
05	Jordan Strawberry	3-3	69	23.0	7-16	.438	2-6	.333	8-9	.889	3	7	10	3.3	4	0	15	6	0	3	24	8.0
00	Desmond Ringer	3-3	66	22.0	9-15	.600	0-0	.000	6-10	.600	4	11	15	5.0	6	1	1	3	2	0	24	8.0
55	Andrew Fishler	3-0	31	10.3	4-10	.400	0-0	.000	5-8	.625	4	4	8	2.7	5	0	1	0	2	0	13	4.3
13	Ryan Johnson	3-0	47	15.7	5-13	.385	2-5	.400	0-0	.000	2	14	16	5.3	6	0	2	1	0	0	12	4.0
01	Cory Kilby	2-0	30	15.0	2-4	.500	0-2	.000	1-2	.500	1	6	7	3.5	2	0	2	2	0	1	5	2.5
24	Ross Cummings	3-0	39	13.0	2-7	.286	1-4	.250	0-0	.000	2	1	3	1.0	2	0	3	2	0	0	5	1.7
44	JJ N'Ganga	3-0	21	7.0	1-5	.200	0-0	.000	2-4	.500	0	0	0	0.0	4	0	0	1	1	1	4	1.3
25	Rashad Lewis	3-0	35	11.7	1-6	.167	0-3	.000	2-4	.500	0	2	2	0.7	2	0	4	2	0	2	4	1.3
20	Darius Roy	3-0	27	9.0	1-8	.125	0-2	.000	2-4	.500	5	7	12	4.0	1	0	2	1	0	3	4	1.3
03	Stephen Gavin	1-0	1	1.0	0-0	.000	0-0	.000	0-0	.000	0	0	0	0.0	0	0	0	0	0	0	0	0.0
Team											5	4	9									
Total.....		3	600		77-168	.458	22-66	.333	45-62	.726	35	81	116	38.7	52	2	48	36	7	15	221	73.7
Opponents.....		3	600		64-185	.346	27-90	.300	41-50	.820	45	64	109	36.3	58	1	33	34	12	16	196	65.3

TEAM STATISTICS	MER	OPP
SCORING	221	196
Points per game	73.7	65.3
Scoring margin	+8.3	-
FIELD GOALS-ATT	77-168	64-185
Field goal pct	.458	.346
3 POINT FG-ATT	22-66	27-90
3-point FG pct	.333	.300
3-pt FG made per game	7.3	9.0
FREE THROWS-ATT	45-62	41-50
Free throw pct	.726	.820
F-Throws made per game	15.0	13.7
REBOUNDS	116	109
Rebounds per game	38.7	36.3
Rebounding margin	+2.3	-
ASSISTS	48	33
Assists per game	16.0	11.0
TURNOVERS	36	34
Turnovers per game	12.0	11.3
Turnover margin	-0.7	-
Assist/turnover ratio	1.3	1.0
STEALS	15	16
Steals per game	5.0	5.3
BLOCKS	7	12
Blocks per game	2.3	4.0
ATTENDANCE	7061	3716
Home games-Avg/Game	2-3530	0-0
Neutral site-Avg/Game	-	1-3716

Date	Opponent		Score	Att.
11/11/16	BREWTON-PARKER	W	87-53	3553
! 11/13/16	vs Florida	L	54-76	3716
^ 11/20/16	GEORGIA SOUTHERN	W	80-67	3508

* = Conference game

! - in Jacksonville, Fla. (Veterans Memorial Arena)

^ - Savannah Invitational

Score by Periods	1st	2nd	Totals
Mercer	93	128	221
Opponents	110	86	196

2016-17 MERCER MEN'S BASKETBALL



Mercer University Basketball Mercer Season/Career Statistics (as of Nov 21, 2016) All games



SEASON STATISTICS

CAREER STATISTICS

SUMMARY	gp-gs	min/g	fg%	3fg%	ft%	r/g	a/g	stl	blk	pts/g	gp-gs	min/g	fg%	3fg%	ft%	r/g	a/g	stl	blk	pts/g
Ria'n Holland	3-3	31.7	.512	.429	.875	3.0	1.7	5	1	21.0	3-3	31.7	.512	.429	.875	3.0	1.7	5	1	21.0
Demetre Rivers	3-3	23.0	.522	.333	.857	2.7	1.3	0	0	11.0	58-36	16.1	.430	.364	.859	2.0	0.6	13	11	6.4
Stephon Jelks	3-3	23.3	.611	.286	1.000	5.7	3.0	0	1	10.0	68-38	21.4	.463	.367	.765	5.9	1.3	43	18	8.6
Desmond Ringer	3-3	22.0	.600	.000	.600	5.0	0.3	0	2	8.0	26-26	24.6	.611	.000	.768	4.6	0.6	5	20	7.8
Jordan Strawberry	3-3	23.0	.438	.333	.889	3.3	5.0	3	0	8.0	71-8	20.2	.387	.360	.828	1.9	3.0	51	1	6.3
Andrew Fishler	3-0	10.3	.400	.000	.625	2.7	0.3	0	2	4.3	34-6	7.9	.468	.000	.605	1.9	0.1	2	25	2.9
Ryan Johnson	3-0	15.7	.385	.400	.000	5.3	0.7	0	0	4.0	3-0	15.7	.385	.400	.000	5.3	0.7	0	0	4.0
Cory Kilby	2-0	15.0	.500	.000	.500	3.5	1.0	1	0	2.5	36-0	8.5	.417	.276	.667	1.7	0.4	3	5	2.2
Ross Cummings	3-0	13.0	.286	.250	.000	1.0	1.0	0	0	1.7	3-0	13.0	.286	.250	.000	1.0	1.0	0	0	1.7
JJ N'Ganga	3-0	7.0	.200	.000	.500	0.0	0.0	1	1	1.3	3-0	7.0	.200	.000	.500	0.0	0.0	1	1	1.3
Rashad Lewis	3-0	11.7	.167	.000	.500	0.7	1.3	2	0	1.3	3-0	11.7	.167	.000	.500	0.7	1.3	2	0	1.3
Darius Roy	3-0	9.0	.125	.000	.500	4.0	0.7	3	0	1.3	3-0	9.0	.125	.000	.500	4.0	0.7	3	0	1.3
Stephen Gavin	1-0	1.0	.000	.000	.000	0.0	0.0	0	0	0.0	1-0	1.0	.000	.000	.000	0.0	0.0	0	0	0.0
SCORING	fg-fga	fg%	3fg-fga	3fg%	ft-fta	ft%	pts	pts/g	fg-fga	fg%	3fg-fga	3fg%	ft-fta	ft%	pts	pts/g				
Ria'n Holland	22-43	.512	12-28	.429	7-8	.875	63	21.0	22-43	.512	12-28	.429	7-8	.875	63	21.0				
Demetre Rivers	12-23	.522	3-9	.333	6-7	.857	33	11.0	125-291	.430	47-129	.364	73-85	.859	370	6.4				
Stephon Jelks	11-18	.611	2-7	.286	6-6	1.000	30	10.0	210-454	.463	62-169	.367	104-136	.765	586	8.6				
Desmond Ringer	9-15	.600	0-0	.000	6-10	.600	24	8.0	80-131	.611	0-0	.000	43-56	.768	203	7.8				
Jordan Strawberry	7-16	.438	2-6	.333	8-9	.889	24	8.0	162-419	.387	50-139	.360	72-87	.828	446	6.3				
Andrew Fishler	4-10	.400	0-0	.000	5-8	.625	13	4.3	37-79	.468	0-0	.000	26-43	.605	100	2.9				
Ryan Johnson	5-13	.385	2-5	.400	0-0	.000	12	4.0	5-13	.385	2-5	.400	0-0	.000	12	4.0				
Cory Kilby	2-4	.500	0-2	.000	1-2	.500	5	2.5	30-72	.417	8-29	.276	10-15	.667	78	2.2				
Ross Cummings	2-7	.286	1-4	.250	0-0	.000	5	1.7	2-7	.286	1-4	.250	0-0	.000	5	1.7				
JJ N'Ganga	1-5	.200	0-0	.000	2-4	.500	4	1.3	1-5	.200	0-0	.000	2-4	.500	4	1.3				
Rashad Lewis	1-6	.167	0-3	.000	2-4	.500	4	1.3	1-6	.167	0-3	.000	2-4	.500	4	1.3				
Darius Roy	1-8	.125	0-2	.000	2-4	.500	4	1.3	1-8	.125	0-2	.000	2-4	.500	4	1.3				
Stephen Gavin	0-0	.000	0-0	.000	0-0	.000	0	0.0	0-0	.000	0-0	.000	0-0	.000	0	0.0				
TOTALS	o-reb	d-reb	t-reb	pf	fo	ast	to	a/to	o-reb	d-reb	t-reb	pf	fo	ast	to	a/to				
Ria'n Holland	0	9	9	7	0	5	6	0.8	0	9	9	7	0	5	6	0.8				
Demetre Rivers	2	6	8	9	1	4	5	0.8	54	64	118	68	1	34	65	0.5				
Stephon Jelks	7	10	17	4	0	9	7	1.3	128	274	402	119	2	89	73	1.2				
Desmond Ringer	4	11	15	6	1	1	3	0.3	40	80	120	60	2	15	44	0.3				
Jordan Strawberry	3	7	10	4	0	15	6	2.5	35	97	132	98	1	211	109	1.9				
Andrew Fishler	4	4	8	5	0	1	0	0.0	22	44	66	38	0	3	16	0.2				
Ryan Johnson	2	14	16	6	0	2	1	2.0	2	14	16	6	0	2	1	2.0				
Cory Kilby	1	6	7	2	0	2	2	1.0	18	43	61	31	0	13	16	0.8				
Ross Cummings	2	1	3	2	0	3	2	1.5	2	1	3	2	0	3	2	1.5				
JJ N'Ganga	0	0	0	4	0	0	1	0.0	0	0	0	4	0	0	1	0.0				
Rashad Lewis	0	2	2	2	0	4	2	2.0	0	2	2	2	0	4	2	2.0				
Darius Roy	5	7	12	1	0	2	1	2.0	5	7	12	1	0	2	1	2.0				
Stephen Gavin	0	0	0	0	0	0	0	0.0	0	0	0	0	0	0	0	0.0				



Official Basketball Box Score -- Game Totals -- Final Statistics
Brewton-Parker vs Mercer
11/11/16 at Macon, Ga. (Hawkins Arena)

**Brewton-Parker 53 • 4-2**

#	Player		Total		3-Ptr	Rebounds			PF	TP	A	TO	Blk	Stl	Min	
			FG	FGA	FT	FTA	Off	Def								Tot
11	Cameron Bokenham	f	2-6	2-5	0-0	2	1	3	2	6	2	1	2	0	28	
33	John Walker	f	3-5	1-2	0-0	2	2	4	3	7	0	1	0	2	19	
00	Mckel Miller	g	4-10	1-6	2-2	0	5	5	3	11	1	4	0	0	26	
12	Jamelle Lanier	g	2-9	1-4	0-0	1	2	3	1	5	1	1	0	2	23	
15	Dava'dre Puryear	g	1-5	0-2	0-0	1	1	2	2	2	0	2	0	1	18	
04	Tim Gaint		0-2	0-1	0-0	0	0	0	0	0	0	0	0	0	3	
05	Marcus Ford		3-9	1-4	0-0	2	2	4	2	7	2	0	0	0	18	
10	Trey Sparrow		0-1	0-1	0-0	0	0	0	0	0	0	0	0	0	3	
13	Myles White		3-6	3-5	0-0	0	1	1	0	9	0	0	0	0	14	
14	Cedric Woodson		0-1	0-0	0-0	0	0	0	0	1	0	0	0	0	4	
20	Yanick Cox		0-2	0-0	0-0	0	1	1	0	0	1	0	0	0	8	
21	Arthur Hairston		1-1	0-0	0-0	1	1	2	1	2	0	0	0	1	7	
22	Amori Atkinson		0-0	0-0	0-0	1	1	2	2	0	0	0	0	0	4	
24	Malik Wright		2-8	0-2	0-0	2	0	2	0	4	0	1	0	0	20	
25	Jaylan Patrick		0-2	0-2	0-0	1	0	1	0	0	0	1	0	0	5	
Team						1	1	2								
Totals				21-67	9-34	2-2	14	18	32	17	53	7	11	2	6	200
FG % 1st Half: 14-32 43.8%			2nd half: 7-35 20.0%	Game: 21-67 31.3%		Deadball Rebounds 0,1										
3FG % 1st Half: 5-13 38.5%			2nd half: 4-21 19.0%	Game: 9-34 26.5%												
FT % 1st Half: 2-2 100.0%			2nd half: 0-0 0.0%	Game: 2-2 100.0%												

Mercer 87 • 1-0

#	Player		Total		3-Ptr	Rebounds			PF	TP	A TO Blk Stl				Min
			FG-FGA	FG-FGA	FT-FTA	Off	Def	Tot			A	TO	Blk	Stl	
00	Desmond Ringer	f	4-6	0-0	0-0	0	5	5	0	8	0	0	0	0	22
15	Stephon Jelks	f	5-9	0-2	0-0	4	3	7	1	10	4	3	0	0	22
05	Jordan Strawberry	g	3-5	1-2	0-0	1	4	5	1	7	11	1	0	2	24
10	Ria'n Holland	g	7-14	5-11	5-5	0	2	2	1	24	1	2	0	1	27
23	Demetre Rivers	g	8-15	2-5	0-0	2	2	4	2	18	1	1	0	0	31
01	Cory Kilby		1-1	0-0	1-2	0	4	4	0	3	2	1	0	0	12
03	Stephen Gavin		0-0	0-0	0-0	0	0	0	0	0	0	0	0	0	1
13	Ryan Johnson		2-4	1-2	0-0	1	5	6	1	5	1	0	0	0	13
20	Darius Roy		1-3	0-2	0-0	1	1	2	0	2	0	1	0	0	6
24	Ross Cummings		1-1	1-1	0-0	0	0	0	0	3	1	0	0	0	11
25	Rashad Lewis		1-2	0-1	1-2	0	1	1	0	3	2	0	0	1	15
44	JJ N'Ganga		1-2	0-0	1-2	0	0	0	0	3	0	1	1	0	6
55	Andrew Fishler		0-2	0-0	1-2	1	2	3	1	1	0	0	0	0	10
	Team					2	3	5							
Totals			34-64	10-26	9-13	12	32	44	7	87	23	10	1	4	200
FG % 1st Half: 17-31 54.8%			2nd half: 17-33 51.5%	Game: 34-64 53.1%		Deadball Rebounds 3									
3FG % 1st Half: 7-14 50.0%			2nd half: 3-12 25.0%	Game: 10-26 38.5%											
FT % 1st Half: 4-4 100.0%			2nd half: 5-9 55.6%	Game: 9-13 69.2%											

Officials: Kenneth Totten; Michael Reese; Brad Stodghill
 Technical fouls: Brewton-Parker-None. Mercer-None.
 Attendance: 3553

Score by periods	1st	2nd	Total
Brewton-Parker	35	18	53
Mercer	45	42	87



Official Basketball Box Score -- Game Totals -- Final Statistics
Georgia Southern vs Mercer
11/20/16 2:00 PM at Macon, Ga. (Hawkins Arena)

**Georgia Southern 67 • 1-2**

#	Player		Total		3-Ptr	Rebounds			PF	TP	A TO Blk Stl				Min
			FG-FGA	FG-FGA	FT-FTA	Off	Def	Tot			A	TO	Blk	Stl	
00	Glenn, Montae	f	1-5	0-0	2-2	2	3	5	1	4	1	1	1	0	25
11	O'Connell, Shawn	f	1-3	0-1	0-0	1	2	3	5	2	0	1	0	0	11
03	Smith, Ike	g	6-17	1-7	6-6	1	2	3	4	19	2	0	0	1	32
04	Brown, Tookie	g	5-11	5-9	0-0	1	0	1	2	15	3	3	1	2	35
10	Allsmiller, Jake	g	2-10	2-10	0-0	0	1	1	3	6	2	3	0	0	32
01	Boykins, Devonte		1-1	1-1	2-2	1	2	3	2	5	1	1	0	0	21
05	Gladden, B.J.		5-8	1-3	5-7	1	6	7	3	16	2	1	4	1	28
12	McRae, Aubrey		0-0	0-0	0-1	0	0	0	0	1	0	0	0	0	1
14	Simmons, Coye		0-2	0-0	0-0	4	2	6	2	0	1	0	0	0	14
25	Georgiev, David		0-0	0-0	0-0	0	0	0	0	0	0	0	0	0	1
	Team					0	1	1							
Totals			21-57	10-31	15-18	11	19	30	23	67	12	10	6	4	200
FG % 1st Half: 11-30 36.7%			2nd half: 10-27 37.0%		Game: 21-57 36.8%		Deadball Rebounds 1								
3FG % 1st Half: 7-20 35.0%			2nd half: 3-11 27.3%		Game: 10-31 32.3%										
FT % 1st Half: 10-10 100.0%			2nd half: 5-8 62.5%		Game: 15-18 83.3%										

Mercer 80 • 2-1

#	Player		Total		3-Ptr	Rebounds				PF	TP	A TO Blk Stl				Min		
			FG	FG-FGA	FT	FTA	Off	Def	Tot			A	TO	Blk	Stl			
00	Desmond Ringer	f	4	8	0	0	6	9	4	3	7	1	14	1	1	0	0	27
15	Stephon Jelks	f	4	5	1	2	6	6	3	6	9	1	15	5	2	0	0	29
05	Jordan Strawberry	g	3	8	1	4	6	6	0	2	2	2	13	2	1	0	1	24
10	Ria'n Holland	g	7	13	2	7	2	3	0	3	3	2	18	3	1	1	3	36
23	Demetre Rivers	g	3	4	1	2	6	7	0	3	3	2	13	1	2	0	0	22
13	Ryan Johnson		0	3	0	1	0	0	0	3	3	4	0	0	1	0	0	16
20	Darius Roy		0	2	0	0	0	0	2	3	5	0	0	1	0	0	1	9
24	Ross Cummings		0	3	0	3	0	0	0	0	0	0	0	0	1	0	0	16
25	Rashad Lewis		0	2	0	2	0	0	0	1	1	0	0	2	0	0	0	8
44	JJ N'Ganga		0	0	0	0	0	0	0	0	0	0	0	0	0	0	0	2
55	Andrew Fishler		3	5	0	0	1	1	2	2	4	2	7	1	0	1	0	11
	Team								2	1	3							
Totals			24	53	5	21	27	32	13	27	40	14	80	16	9	2	5	200
FG % 1st Half: 13-29 44.8%			2nd half: 11-24 45.8%		Game: 24-53 45.3%		Deadball Rebounds 2											
3FG % 1st Half: 2-13 15.4%			2nd half: 3-8 37.5%		Game: 5-21 23.8%													
FT % 1st Half: 6-9 66.7%			2nd half: 21-23 91.3%		Game: 27-32 84.4%													

Officials: Tommy Morrissey; Joey Richardson; Glenn Tuitt
 Technical fouls: Georgia Southern-None. Mercer-None.
 Attendance: 3508


Score by periods	1st	2nd	Total
Georgia Southern	39	28	67
Mercer	34	46	80



Official Basketball Box Score -- Game Totals -- Final Statistics
Mercer vs Florida
11/13/16 8 p.m. at Veterans Mem. Arena - Jacksonville, Fla.

**Mercer 54 • 1-1**

#	Player	Total			3-Ptr			Rebounds			PF	TP	A TO Blk Stl				Min
		FG-FGA	FG-FGA	FT-FTA	Off	Def	Tot	A	TO	Blk			Stl				
00	Desmond Ringer	f	1-1	0-0	0-1	0	3	3	5	2	0	2	2	0	17		
15	Stephon Jelks	f	2-4	1-3	0-0	0	1	1	2	5	0	2	1	0	19		
05	Jordan Strawberry	g	1-3	0-0	2-3	2	1	3	1	4	2	4	0	0	21		
10	Ria'n Holland	g	8-16	5-10	0-0	0	4	4	4	21	1	3	0	1	32		
23	Demetre Rivers	g	1-4	0-2	0-0	0	1	1	5	2	2	2	0	0	16		
01	Cory Kilby		1-3	0-2	0-0	1	2	3	2	2	0	1	0	1	18		
13	Ryan Johnson		3-6	1-2	0-0	1	6	7	1	7	1	0	0	0	18		
20	Darius Roy		0-3	0-0	2-4	2	3	5	1	2	1	0	0	2	12		
24	Ross Cummings		1-3	0-0	0-0	2	1	3	2	2	2	1	0	0	12		
25	Rashed Lewis		0-2	0-0	1-2	0	0	0	2	1	0	2	0	1	12		
44	JJ N'Ganga		0-3	0-0	1-2	0	0	0	4	1	0	0	0	1	13		
55	Andrew Fishler		1-3	0-0	3-5	1	0	1	2	5	0	0	1	0	10		
	Team					1	0	1									
Totals			19-51	7-19	9-17	10	22	32	31	54	9	17	4	6	200		
FG % 1st Half: 6-18		33.3%	2nd half: 13-33	39.4%	Game: 19-51		37.3%	Deadball Rebounds 3									
3FG % 1st Half: 0-6		0.0%	2nd half: 7-13	53.8%	Game: 7-19		36.8%										
FT % 1st Half: 2-4		50.0%	2nd half: 7-13	53.8%	Game: 9-19		52.9%										



Desmond RINGER

F • 6-9 • 255 • R-Jr. • 1L
McDonough, Ga. / South Carolina

BIO

2015-16

- Career-high 21 points (10-11 FG) vs. Wofford (1/16)
- Career-high 10 rebounds and 7 points at Davidson (11/23)
- Leads team in field goal pct. (.612)

2014-15

- Redshirted due to NCAA transfer rules

2013-14 (South Carolina)

- Played in 28 games, averaging 10.4 minutes per game
- Scored 2.1 points per game
- Recorded 2.0 rebounds per contest

HIGH SCHOOL

- Led Eagle’s Landing to 1st State title
- Posted 17 points and 14 boards in title game
- Ranked No. 7 player in Georgia by ESPN.com

PERSONAL

- Son Boris and Nattlie Ringer
- Has one brother



TOP PERFORMANCES

Points:22, at Wofford (2/11/16)
FG Made:..... 10, vs. Wofford (1/16/16)
FG Att: 11, vs. Wofford (1/16/16)
3-Point FGs: N/A
3-Point FGA: N/A
FT made:6, Georgia Southern (11/20/16)
FT attempts:9, Georgia Southern (11/20/16)
Rebounds: 10, at Davidson (11/23/15)
Assists: 2, 4x, vs. UNCG (1/30/16)
Blocks:3, 4x, at Arkansas (12/19/15)
Steals:2, vs. UNCG (1/30/16)
Minutes: 33, vs. Wofford (1/16/16)

2016-17 GAME-BY-GAME STATISTICS

Opponent	Date	GS	Min	FG	FGA	Pct	3FG	FGA	Pct	FT	FTA	Pct	O	D	Tot	Avg	PF	FO	A	TO	Blk	Stl	Pts	Avg	
BREWTON-PARKER	11/11/16	*	22	4	6	.667	0	0	.000	0	0	.000	0	5	5	5.0	0	0	0	0	0	0	8	8.0	
vs Florida	11/13/16	*	17	1	1	.000	0	0	.000	0	1	.000	0	3	3	4.0	5	1	0	2	2	0	2	5.0	
GA. SOUTHERN	11/20/16	*	27	4	8	.500	0	0	.000	6	9	.667	4	3	7	5.0	1	0	1	1	0	0	14	8.0	
Totals			3	66	9	15	.600	0	0	.000	6	10	.600	4	11	15	5.0	6	1	1	3	2	0	24	8.0

^ - denotes from South Carolina

CAREER STATISTICS

Season	gp-gs		min/avg		Total		3-Point		F-Throws		Rebounds											Scoring	
					fg-fga	pct	fg-fga	pct	ft-fa	pct	off	def	tot	avg	pf	fo	ast	to	blk	stl		pts	avg
2013-14*	28-1	291	10.4		18-48	.375	0-0	.000	22-35	.629	24	31	55	2.0	58	0	7	17	6	2		58	2.1
2015-16	23-23	574	25.0		71-116	.612	0-0	.000	37-46	.804	36	69	105	4.6	54	1	14	41	18	5		179	7.8
2016-17	3-3	66	22.0		9-15	.600	0-0	.000	6-10	.600	4	11	15	5.0	6	1	1	3	2	0		24	8.0
TOTAL	26-26	640	24.6		80-131	.611	0-0	.000	43-56	.768	40	80	120	4.6	60	2	15	44	20	5		203	7.8
All*	54-27	931	17.2		98-179	.547	0-0	.000	65-91	.714	64	111	175	3.2	118	2	22	61	26	7		261	4.8

* Statistics from prior team/school

BIO

1

Points: 13, at Furman (2/13/16)
 FG Made: 5, at Furman (2/13/16)
 FG Att: 7, 2x, at Furman (2/13/16)
 3-Point FGs: 2, at UNCG (2/28/16)
 3-Point FGA: 5, at UNCG (2/28/16)
 FT Made: 2, 4x, at Furman (2/13/16)
 FT Att: 4, at Furman (2/13/16)
 Rebounds: 6, 2x, at Furman (2/13/16)
 Assists: 2, 4x, vs. Brewton-Parker (11/11/16)
 Blocks: 1, 5x, at Kennesaw State (12/30/15)
 Steals: 1, at Wofford (2/11/16)
 Minutes: 18, 2x, at Furman (2/13/16)

- Career-high 13 points and 6 boards at Furman (2/13)
- Recorded 8 points, 4 boards and a block in debut vs. Allen (11/13)

- Son of Pat and Angela Kilby
- Has two brothers and one sister
- Born on May 14, 1996 in Asheville, N.C.

- Averaged 21 points, 11 boards and 4 blocks as a senior
- Ada HS record holder for career points (2,013)
- 2014 All-State quarterback selection

Opponent	Date	GS	Min	FG	FGA	Pct	3FG	FGA	Pct	FT	FTA	Pct	O	D	Tot	Avg	PF	FO	A	TO	Blk	Stl	Pts	Avg
BREWTON-PARKER	11/11/16		12	1	11.000		0	0	.000	1	2	.500	0	4	4	4.0	0	0	2	1	0	0	3	3.0
vs Florida	11/13/16		18	1	3	.333	0	2	.000	0	0	.000	1	2	3	3.5	2	0	0	1	0	1	2	2.5
GA. SOUTHERN	11/20/16		DNP																					
Totals		0	30	2	4	.500	0	2	.000	1	2	.500	1	6	7	3.5	2	0	2	2	0	1	5	2.5

			Total		3-Point		F-Throws		Rebounds											Scoring	
Season	gp-gs	min/avg	fg-fga	pct	fg-fga	pct	ft-fa	pct	off	def	tot	avg	pf	fo	ast	to	blk	stl	pts	avg	
2015-16	34-0	277/8.1	28-68	.412	8-27	.296	9-13	.692	17	37	54	1.6	29	0	11	14	5	2	73	2.1	
2016-17	2-0	30/15.0	2-4	.500	0-2	.000	1-2	.500	1	6	7	3.5	2	0	2	2	0	1	5	2.5	
TOTAL	36-0	307/8.5	30-72	.417	8-29	.276	10-15	.667	18	43	61	1.7	31	0	13	16	5	3	78	2.2	



Jaylen STOWE

G • 6-2 • 205 • So. • 1L
Harrisburg, N.C. / Hickory Ridge HS

BIO

2015-16

- Career-high 7 points and 2 rebounds at Furman (2/13) and vs. Citadel (3/4)
- Scored first 3 points of career at Davidson (11/23)

PERSONAL

- Son of Jason and Heather Stowe
- Has two brothers
- Born on Nov. 8, 1996 in Charlotte, N.C.

HIGH SCHOOL

- Averaged 22 points, 6 rebounds and 5 assists as a senior
- Hickory Ridge HS all-time leading scorer and assist leader
- Four-year honor student

2

TOP PERFORMANCES

Points:7, at Furman (2/13/16)
FG Made:.....3, at Furman (2/13/16)
FG Att:4, 2x, at VMI (2/25/16)
3-Point FGs:1, 4x, at VMI (2/25/16)
3-Point FGA:4, at VMI (2/25/16)
FT Made:1, 2x, vs. The Citadel (2/6/16)
FT Att:2, 2x, vs. The Citadel (2/6/16)
Rebounds:4, vs. The Citadel (2/6/16)
Assists:1, 4x, at VMI (2/25/16)
Blocks: N/A
Steals:1, 2x, at VMI (2/25/16)
Minutes:13, at VMI (2/25/16)

2016-17 GAME-BY-GAME STATISTICS

Opponent	Date	GS	Min	FG	FGA	Pct	3FG	FGA	Pct	FT	FTA	Pct	O	D	Tot	Avg	PF	FO	A	TO	Blk	Stl	Pts	Avg
.																								
Totals																								

CAREER STATISTICS

Season	gp-gs	min/avg	Total		3-Point		F-Throws		Rebounds										Scoring	
			fg-fga	pct	fg-fga	pct	ft-fta	pct	off	def	tot	avg	pf	fo	ast	to	blk	stl	pts	avg
2015-16	23-0	97/4.2	9-28	.321	7-15	.467	5-10	.500	3	14	17	0.7	14	0	5	7	0	3	30	1.3
TOTAL	23-0	97/4.2	9-28	.321	7-15	.467	5-10	.500	3	14	17	0.7	14	0	5	7	0	3	30	1.3



Stephen GAVIN

G • 6-3 • 190 • So. • SQ

Savannah, Ga. / Hilton Head Preparatory School

BIO

HIGH SCHOOL

- Averaged 16 points senior year
- Played at Savannah Day Country HS for three years
- Played in SCISA North vs. South Game
- Earned 2A SCISA All-Region, All-State honors

PERSONAL

- Son of Kevin Gavin and Allison Hersh
- Has one sister, Shannon
- Born on Feb. 19, 1997

3

TOP PERFORMANCES


Minutes 1, vs. Brewton-Parker (11/11/16)

2016-17 GAME-BY-GAME STATISTICS

Opponent	Date	GS	Min	FG	FGA	Pct	3FG	FGA	Pct	FT	FTA	Pct	O	D	Tot	Avg	PF	FO	A	TO	Blk	Stl	Pts	Avg
BREWTON-PARKER	11/11/16		1	0	0	.000	0	0	.000	0	0	.000	0	0	0	0.0	0	0	0	0	0	0	0	0.0
vs Florida	11/13/16		DNP																					
GA. SOUTHERN	11/20/16		DNP																					
Totals			0	1	0	0.000	0	0	.000	0	0	.000	0	0	0	0.0	0	0	0	0	0	0	0	0.0

CAREER STATISTICS

			Total		3-Point		F-Throws		Rebounds											Scoring	
Season	gp-gs	min/avg	fg-fga	pct	fg-fga	pct	ft-fta	pct	off	def	tot	avg	pf	fo	ast	to	blk	stl	pts	avg	
2016-17	1-0	1/1.0	0-0	.000	0-0	.000	0-0	.000	0	0	0	0.0	0	0	0	0	0	0	0	0.0	
TOTAL	1-0	1/1.0	0-0	.000	0-0	.000	0-0	.000	0	0	0	0.0	0	0	0	0	0	0	0	0.0	



Jordan STRAWBERRY

G • 6-1 • 175 • Jr. • 2L

Anaheim, Calif. / South Kent School

BIO

2015-16

- Career-high 24 points at Chattanooga (1/5)
- Career-high 8 assists vs. Wofford (1/16), Citadel (2/6) & Chattanooga (2/8)
- 11 games of 5+ assists

HIGH SCHOOL

- Led Monarchs to three State Championships, two CIF Southern Section Championships and four league titles
- All-State, All-CIF and first team All-League as junior and senior

2014-15

- Season-highs in points, FGs made & attempted, 3pt FGs attempted, assists, minutes played at Georgia (12/27)
- 4 games with 10+ points
- Season-high 3 3-pointers, 2 steals vs. Dartmouth (12/16)
- Multiple assists in 20 games

PERSONAL

- Born March 17, 1994 in Los Angeles, California
- Son of Darryl Strawberry and Charisse Strawberry-Fuller

5

TOP PERFORMANCES

Points:24, at Chattanooga (1/5/16)
 FG Made:9, at Georgia (12/27/14)
 FG Att:18, at Georgia (12/27/14)
 3-Point FGs:3, 5x, at UNCG (2/28/16)
 3-Point FGA:6, 2x, vs. ETSU (2/20/16)
 FT Made:6, 2x, vs. Ga. Southern (11/20/16)
 FT Att:6, 2x, vs. Ga. Southern (11/20/16)
 Rebounds:6, vs. Chattanooga (2/8/16)
 Assists:11, vs. Brewton-Parker (11/11/16)
 Blocks:1, vs. ETSU (2/20/16)
 Steals:2, 10x, vs. The Citadel (2/6/16)
 Minutes:42, vs. Chattanooga (2/8/16)

2016-17 GAME-BY-GAME STATISTICS

Opponent	Date	GS	Min	FG	FGA	Pct	3FG	FGA	Pct	FT	FTA	Pct	O	D	Tot	Avg	PF	FO	A	TO	Blk	Stl	Pts	Avg	
BREWTON-PARKER	11/11/16	*	24	3	5	.600	1	2	.500	0	0	.000	1	4	5	5.0	1	0	11	1	0	2	7	7.0	
vs Florida	11/13/16	*	21	1	3	.333	0	0	.000	2	3	.667	2	1	3	4.0	1	0	2	4	0	0	4	5.5	
GA. SOUTHERN	11/20/16	*	24	3	8	.375	1	4	.250	6	6	1.000	0	2	2	3.3	2	0	2	1	0	1	13	8.0	
Totals			3	69	7	16	.438	2	6	.333	8	9	.889	3	7	10	3.3	4	0	15	6	0	3	24	8.0

CAREER STATISTICS

			Total		3-Point		F-Throws		Rebounds											Scoring	
Season	gp-gs	min/avg	fg-fga	pct	fg-fga	pct	ft-fta	pct	off	def	tot	avg	pf	fo	ast	to	blk	stl	pts	avg	
2014-15	34-0	501/14.7	59-149	.396	14-38	.368	14-18	.778	11	29	40	1.2	47	0	70	42	0	15	146	4.3	
2015-16	34-5	863/25.4	96-254	.378	34-95	.358	50-60	.833	21	61	82	2.4	47	1	126	61	1	33	276	8.1	
2016-17	3-3	69/23.0	7-16	.438	2-6	.333	8-9	.889	3	7	10	3.3	4	0	15	6	0	3	24	8.0	
TOTAL	71-8	1433/20.2	162-419	.387	50-139	.360	72-87	.828	35	97	132	1.9	98	1	211	109	1	51	446	6.3	



Ria'n HOLLAND

G • 6-0 • 152 • R-Jr. • JC

Fayetteville, N.C. / Indian Hills CC / Wichita State

BIO

2015-16 (Indian Hills CC)

- Led team to 29-5 record, trip to NJCAA National Tourney
- First Team Iowa CC Athletic Conference selection
- Averaged 13.3 points per game
- Ranked 8th in NJCAA in 3pt Pct with .504

2014-15 (Wichita State)

- Averaged 1.9 points over 27 games
- Scored season-high nine points vs. George Washington (12/25)
- Season-best three rebounds vs. Memphis (11/18) along with five points scored

2013-14 (Wichita State)

- Redshirted true freshman season

HIGH SCHOOL

- Averaged 16 points senior year
- Played at Savannah Day Country HS for three years
- Played in SCISA North vs. South Game
- Earned 2A SCISA All-Region, All-State honors

PERSONAL

- Son of Robert and Rezina Holland
- Has a brother, Rosario, and a sister, Rezna
- Born on Nov. 12, 1994

10

TOP PERFORMANCES

Points: 24, Brewton-Parker (11/11/16)
 Rebounds: 4, vs Florida (11/13/16)
 Assists: 3, Georgia Southern (11/20/16)
 Steals: 3, Georgia Southern (11/20/16)
 Blocks: 1, Georgia Southern (11/20/16)
 FG made: 8, vs Florida (11/13/16)
 FG attempts: 16, vs Florida (11/13/16)
 3FG made: 5, 2x, vs Florida (11/13/16)
 3FG attempts: .. 11, Brewton-Parker (11/11/16)
 FT made: 5, Brewton-Parker (11/11/16)
 FT attempts: 5, Brewton-Parker (11/11/16)
 Minutes: 36, vs. Ga. Southern (11/20/16)

^ - denotes from Wichita State

2016-17 GAME-BY-GAME STATISTICS

Opponent	Date	GS	Min	FG	FGA	Pct	3FG	FGA	Pct	FT	FTA	Pct	O	D	Tot	Avg	PF	FO	A	TO	Blk	Stl	Pts	Avg	
BREWTON-PARKER	11/11/16	*	27	7	14	.500	5	11	.455	5	5	1.000	0	2	2	2.0	1	0	1	2	0	1	24	24.0	
vs Florida	11/13/16	*	32	8	16	.500	5	10	.500	0	0	.000	0	4	4	3.0	4	0	1	3	0	1	21	22.5	
GA. SOUTHERN	11/20/16	*	36	7	13	.538	2	7	.286	2	3	.667	0	3	3	3.0	2	0	3	1	1	3	18	21.0	
Totals			3	95	22	43	.512	12	28	.429	7	8	.875	0	9	9	3.0	7	0	5	6	1	5	63	21.0

CAREER STATISTICS

Season	gp-gs	min/avg	Total		3-Point		F-Throws		Rebounds												Scoring	
			fg-fga	pct	fg-fga	pct	ft-fta	pct	off	def	tot	avg	pf	fo	ast	to	blk	stl			pts	avg
2014-15*	27-0	229/8.5	17-53	.321	12-35	.343	4-4	1.000	8	12	20	0.7	27	0	10	7	1	6			50	1.9
2016-17	3-3	95/31.7	22-43	.512	12-28	.429	7-8	.875	0	9	9	3.0	7	0	5	6	1	5			63	21.0
TOTAL	3-3	95/31.7	22-43	.512	12-28	.429	7-8	.875	0	9	9	3.0	7	0	5	6	1	5			63	21.0
All*	30-3	324/10.8	39-96	.406	24-63	.381	11-12	.917	8	21	29	1.0	34	0	15	13	2	11			113	3.8

* Statistics from prior team/school



Ryan
JOHNSON

G • 6-5 • 192 • R-So. • JC
Greensboro, N.C. / Tallahassee CC

BIO

2015-16 (Tallahassee CC)

- Averaged 11.3 points per game, scoring 20+ in five games
- Scored career-high 30 pts vs St. Petersburg College
- Averaged 4.6 reboudns and 1.3 assists

2014-15 (Tallahassee CC)

- Redshirted season

HIGH SCHOOL

- Averaged 27.0 points, 6.0 rebounds, 4.0 assists
 - Scored over 2,000 career points
- Rated as 16th overall prospect, No. 2 wing/guard in North Carolina by Pheom Hoops Report

PERSONAL

- Originally from Greensboro, N.C.

13

TOP PERFORMANCES


Points:7, vs Florida (11/13/16)
Rebounds:7, vs Florida (11/13/16)
Assists:1, 2x, vs Florida (11/13/16)
FG made:3, vs Florida (11/13/16)
FG attempts:6, vs Florida (11/13/16)
3FG made:1, 2x, vs Florida (11/13/16)
3FG attempts:2, 2x, vs Florida (11/13/16)
Minutes.....18, vs Florida (11/13/16)

2016-17 GAME-BY-GAME STATISTICS

Opponent	Date	GS	Min	FG	FGA	Pct	3FG	FGA	Pct	FT	FTA	Pct	O	D	Tot	Avg	PF	FO	A	TO	Blk	Stl	Pts	Avg
BREWTON-PARKER	11/11/16	13	2	4	.500	1	2	.500	0	0	.000	1	5	6	6.0	1	0	1	0	0	0	0	5	5.0
vs Florida	11/13/16	18	3	6	.500	1	2	.500	0	0	.000	1	6	7	6.5	1	0	1	0	0	0	0	7	6.0
GA. SOUTHERN	11/20/16	16	0	3	.000	0	1	.000	0	0	.000	0	3	3	5.3	4	0	0	1	0	0	0	4	4.0
Totals		0	47	5	13	.385	2	5	.400	0	0	.000	2	14	16	5.3	6	0	2	1	0	0	12	4.0

CAREER STATISTICS

			Total		3-Point		F-Throws		Rebounds											Scoring	
Season	gp-gs	min/avg	fg-fga	pct	fg-fga	pct	ft-fta	pct	off	def	tot	avg	pf	fo	ast	to	blk	stl	pts	avg	
2016-17	3-0	47/15.7	5-13	.385	2-5	.400	0-0	.000	2	14	16	5.3	6	0	2	1	0	0	12	4.0	
TOTAL	3-0	47/15.7	5-13	.385	2-5	.400	0-0	.000	2	14	16	5.3	6	0	2	1	0	0	12	4.0	



Ethan STAIR

G • 6-5 • 205 • So. • 1L

Hazel Green, Ala. / Hazel Green HS

BIO

2015-16

- Career-high 15 points at Wofford (2/11/16)
- Career-high 9 rebounds vs. W. Michigan (11/29)
- 10 games of 10+ points

PERSONAL

- Son of David and Jackie Stair
- Has one brother and one sister
- Born on November 6, 1996

HIGH SCHOOL

- Averaged 22.4 points and 12.3 boards as a senior
- Recorded over 1,500 points and 1,000 rebounds in career
- All-State selection as a senior
- Team won state title in 2012
- Hazel Green HS record holder in 50-meter freestyle in swimming

2016-17 GAME-BY-GAME STATISTICS

Opponent	Date	GS	Min	FG	FGA	Pct	3FG	FGA	Pct	FT	FTA	Pct	O	D	Tot	Avg	PF	FO	A	TO	Blk	Stl	Pts	Avg
.																								
Totals																								


14

TOP PERFORMANCES

Points:15, at Wofford (2/11/16)
 FG Made:.....6, at Wofford (2/11/16)
 FG Att:10, 3x, at VMI (2/25/16)
 3-Point FGs:2, 3x, vs. ETSU (2/20/16)
 3-Point FGA:5, vs. The Citadel (2/6/16)
 FT Made:4, at VMI (2/25/16)
 FT Att:4, 6x, at VMI (2/25/16)
 Rebounds:9, vs. Western Michigan (11/29/15)
 Assists:5, vs. The Citadel (2/6/16)
 Blocks:1, 4x, vs. ETSU (2/20/16)
 Steals:3, 3x, at Wofford (2/11/16)
 Minutes:37, at Wofford (2/11/16)

CAREER STATISTICS

			Total		3-Point		F-Throws		Rebounds											Scoring	
Season	gp-gs	min/avg	fg-fga	pct	fg-fga	pct	ft-fta	pct	off	def	tot	avg	pf	fo	ast	to	blk	stl	pts	avg	
2015-16	34-11	822/24.2	86-201	.428	18-64	.281	33-53	.623	44	98	142	4.2	76	3	37	44	6	22	223	6.6	
TOTAL	34-11	822/24.2	86-201	.428	18-64	.281	33-53	.623	44	98	142	4.2	76	3	37	44	6	22	223	6.6	



Stephon JELKS

F • 6-6 • 225 • Jr. • 2L

Marietta, Ga. / North Cobb Christian School

BIO

2015-16

- Career-high 24 points and career-high 17 rebounds at The Citadel (1/9)
- 10 double-doubles on the season
- 4 games of 20+ points
- 4 games of 15+ rebounds, 13 games of 10+ rebounds
- SoCon Player of the Month for December

- Career-high 9 rebounds in SoCon Tournament vs. VMI (3/7)
- Multiple rebounds in 23 games

HIGH SCHOOL

- Averaged 14.1 points, 10.3 rebounds as a senior
- Region Co-MVP as junior
- Also played football

PERSONAL

- Son of Stephanie Hargett
- Born on July 4, 1996 in Valdosta Ga.

15

TOP PERFORMANCES

Points:24, at The Citadel (1/9/16)
 FG Made:.....9, 2x, at Samford (2/1/16)
 FG Att:17, at The Citadel (1/9/16)
 3-Point FGs:4, 2x, vs. WCU (2/18/16)
 3-Point FGA:8, at Davidson (11/23/15)
 FT Made:7, vs. George Mason (11/16/15)
 FT Att:9, at Kennesaw State (12/30/15)
 Rebounds:17, at The Citadel (1/9/16)
 Assists:5, vs. Tulane (11/26/15)
 Blocks:2, 2x, at Arkansas (12/19/15)
 Steals:.....3, 2x, at Arkansas (12/19/15)
 Minutes:41, at Arkansas (12/19/15)

2014-15

- Selected to SoCon All-Freshman Team
- Season-high 14 points twice (vs. Wofford, vs. ETSU)
- 10+ points in six games & four-straight games played

2016-17 GAME-BY-GAME STATISTICS

Opponent	Date	GS	Min	FG	FGA	Pct	3FG	FGA	Pct	FT	FTA	Pct	O	D	Tot	Avg	PF	FO	A	TO	Blk	Stl	Pts	Avg
BREWTON-PARKER	11/11/16	*	22	5	9	.556	0	2	.000	0	0	.000	4	3	7	7.0	1	0	4	3	0	0	10	10.0
vs Florida	11/13/16	*	19	2	4	.500	1	3	.333	0	0	.000	0	1	1	4.0	2	0	0	2	1	0	5	7.5
GA. SOUTHERN	11/20/16	*	29	4	5	.800	1	2	.500	6	6	1.000	3	6	9	5.7	1	0	5	2	0	0	15	10.0
Totals			3	70	11	.611	2	7	.286	6	61	.000	7	10	17	5.7	4	0	9	7	1	0	30	10.0

CAREER STATISTICS

			Total		3-Point		F-Throws		Rebounds											Scoring	
Season	gp-gs	min/avg	fg-fga	pct	fg-fga	pct	ft-fta	pct	off	def	tot	avg	pf	fo	ast	to	blk	stl	pts	avg	
2014-15	31-1	397/12.8	61-116	.526	12-27	.444	25-37	.676	39	62	101	3.3	34	0	14	16	6	14	159	5.1	
2015-16	34-34	987/29.0	138-320	.431	48-135	.356	73-93	.785	82	202	284	8.4	81	2	66	50	11	29	397	11.7	
2016-17	3-3	70/23.3	11-18	.611	2-7	.286	6-6	1.000	7	10	17	5.7	4	0	9	7	1	0	30	10.0	
TOTAL	68-38	1454/21.4	210-454	.463	62-169	.367	104-136	.765	128	274	402	5.9	119	2	89	73	18	43	586	8.6	



Darius ROY

G • 6-2 • 170 • Fr. • HS

Lawton, Okla. / Lawton Eisenhower HS

BIO

HIGH SCHOOL

- Led team to 2015 State Championship
- Named to 2015 State All-Tournament Team
- Named to VYPE PReaseason Top 50 in the Class of 2016

20

TOP PERFORMANCES

Points:2, 2x, vs Florida (11/13/16)
 Rebounds: 5, 2x, Georgia Southern (11/20/16)
 Assists:1, 2x, Georgia Southern (11/20/16)
 Steals:2, vs Florida (11/13/16)
 FG made:1, Brewton-Parker (11/11/16)
 FG attempts:3, 2x, vs Florida (11/13/16)
 3FG attempts:2, Brewton-Parker (11/11/16)
 FT made:2, vs Florida (11/13/16)
 FT attempts:4, vs Florida (11/13/16)
 Minutes.....12, vs Florida (11/13/16)

2016-17 GAME-BY-GAME STATISTICS

Opponent	Date	GS	Min	FG	FGA	Pct	3FG	FGA	Pct	FT	FTA	Pct	O	D	Tot	Avg	PF	FO	A	TO	Blk	Stl	Pts	Avg
BREWTON-PARKER	11/11/16		6	1	3	.333	0	2	.000	0	0	.000	1	1	2	2.0	0	0	0	1	0	0	2	2.0
vs Florida	11/13/16		12	0	3	.000	0	0	.000	2	4	.500	2	3	5	3.5	1	0	1	0	0	2	2	2.0
GA. SOUTHERN	11/20/16		9	0	2	.000	0	0	.000	0	0	.000	2	3	5	4.0	0	0	1	0	0	1	0	1.3
Totals		0	18	1	6	.167	0	2	.000	2	4	.500	3	4	7	3.5	1	0	1	1	0	2	4	2.0

CAREER STATISTICS

			Total		3-Point		F-Throws		Rebounds											Scoring	
Season	gp-gs	min/avg	fg-fga	pct	fg-fga	pct	ft-fta	pct	off	def	tot	avg	pf	fo	ast	to	blk	stl	pts	avg	
2016-17	3-0	27/9.0	1-8	.125	0-2	.000	2-4	.500	5	7	12	4.0	1	0	2	1	0	3	4	1.3	
TOTAL	3-0	27/9.0	1-8	.125	0-2	.000	2-4	.500	5	7	12	4.0	1	0	2	1	0	3	4	1.3	



Demetre RIVERS

G • 6-8 • 180 • Jr. • 2L
Ladson, S.C. / Stratford HS

BIO

2015-16

- Career-high 22 points at Wofford (2/11/16)
- 16 points and career-high 9 rebounds vs. The Citadel (2/6)
- 17 games of 10+ points

2014-15

- Hit a 3-pointer, had a steal and an assist in debut against Piedmont (11/14)
- First career rebound at Western Carolina (1/22)

HIGH SCHOOL

- 2x All-State, 3x All-Region performer
- Averaged 18.1 points, 7.1 rebounds per game
- Selected to play in NC vs. SC All-Star game

PERSONAL

- Full name is Demetre Earl Rivers
- Born on December 7, 1995
- Son of Kenneth and Wanda Rivers

23

TOP PERFORMANCES


Points:22, at Wofford (2/11/16)
 FG Made:8, 2x, vs. Brewton-Parker (11/11/16)
 FG Att:19, at Arkansas (12/19/15)
 3-Point FGs:4, at Wofford (2/11/16)
 3-Point FGA:8, at Wofford (2/11/16)
 FT Made:10, vs. Hiwassee (12/2/15)
 FT Att:11, 2x, vs. Alcorn State (12/5/15)
 Rebounds:9, vs. The Citadel (2/6/16)
 Assists:4, 2x, at Wofford (2/11/16)
 Blocks:2, vs. WCU (2/18/16)
 Steals:2, 2x, at WCU (1/24/16)
 Minutes:38, vs. Chattanooga (2/8/16)

2016-17 GAME-BY-GAME STATISTICS

Opponent	Date	GS	Min	FG	FGA	Pct	3FG	FGA	Pct	FT	FTA	Pct	O	D	Tot	Avg	PF	FO	A	TO	Blk	Stl	Pts	Avg
BREWTON-PARKER	11/11/16	*	31	8	15	.533	2	5	.400	0	0	.000	2	2	4	4.0	2	0	1	1	0	0	18	18.0
vs Florida	11/13/16	*	16	1	4	.250	0	2	.000	0	0	.000	0	1	1	2.5	5	1	2	2	0	0	2	10.0
GA. SOUTHERN	11/20/16	*	22	3	4	.750	1	2	.500	6	7	.857	0	3	3	2.7	2	0	1	2	0	0	13	11.0
Totals			3	69	12	.522	3	9	.333	6	7	.857	2	6	8	2.7	9	1	4	5	0	0	33	11.0

CAREER STATISTICS

			Total		3-Point		F-Throws		Rebounds											Scoring	
Season	gp-gs	min/avg	fg-fga	pct	fg-fga	pct	ft-fta	pct	off	def	tot	avg	pf	fo	ast	to	blk	stl	pts	avg	
2014-15	21-0	43/2.0	1-8	.125	1-5	.200	3-4	.750	0	1	1	0.0	7	0	1	5	2	1	6	0.3	
2015-16	34-33	823/24.2	112-260	.431	43-115	.374	64-74	.865	52	57	109	3.2	52	0	29	55	9	12	331	9.7	
2016-17	3-3	69/23.0	12-23	.522	3-9	.333	6-7	.857	2	6	8	2.7	9	1	4	5	0	0	33	11.0	
TOTAL	58-36	935/16.1	125-291	.430	47-129	.364	73-85	.859	54	64	118	2.0	68	1	34	65	11	13	370	6.4	



Ross CUMMINGS

G • 6-3 • 165 • Fr. • HS

Dickson, Tenn. / Creek Wood HS

BIO

HIGH SCHOOL

- Led team to 31-2 record in junior season and first state quarterfinals appearance in school history
- Rated the No. 8 player in Tennessee in 2016 class by Hoop Seen

24

TOP PERFORMANCES

Points:3, Brewton-Parker (11/11/16)
 Rebounds:3, vs Florida (11/13/16)
 Assists:2, vs Florida (11/13/16)
 FG made:1, 2x, vs Florida (11/13/16)
 FG attempts:3, 2x, Ga. Southern (11/20/16)
 3FG made:1, Brewton-Parker (11/11/16)
 3FG attempts:3, Ga. Southern (11/20/16)
 Minutes:16, Ga. Southern (11/20/16)

2016-17 GAME-BY-GAME STATISTICS

Opponent	Date	GS	Min	FG	FGA	Pct	3FG	FGA	Pct	FT	FTA	Pct	O	D	Tot	Avg	PF	FO	A	TO	Blk	Stl	Pts	Avg
BREWTON-PARKER	11/11/16	11	1	1	1	1.000	1	1	1.000	0	0	.000	0	0	0	0.0	0	0	1	0	0	0	3	3.0
vs Florida	11/13/16	12	1	3	3	.333	0	0	.000	0	0	.000	2	1	3	1.5	2	0	2	1	0	0	2	2.5
GA. SOUTHERN	11/20/16	16	0	3	3	.000	0	3	.000	0	0	.000	0	0	0	1.0	0	0	0	1	0	0	0	1.7
Totals		0	39	2	7	.286	1	4	.250	0	0	.000	2	1	3	1.0	2	0	3	2	0	0	5	1.7

CAREER STATISTICS

			Total		3-Point		F-Throws		Rebounds											Scoring	
Season	gp-gs	min/avg	fg-fga	pct	fg-fga	pct	ft-fta	pct	off	def	tot	avg	pf	fo	ast	to	blk	stl	pts	avg	
2016-17	3-0	39/13.0	2-7	.286	1-4	.250	0-0	.000	2	1	3	1.0	2	0	3	2	0	0	5	1.7	
TOTAL	3-0	39/13.0	2-7	.286	1-4	.250	0-0	.000	2	1	3	1.0	2	0	3	2	0	0	5	1.7	



Rashad LEWIS

G • 5-8 • 156 • Jr. • JC
Valdosta, Ga. / Tallahassee CC

BIO

2015-16 (Tallahassee CC)

- Named FCSAA/NJCAA Region All-Tourney team and all-conference honors
- Scored 11.8 points per game, averaged 3.2 three-point made baskets per game ranking 11th in the country
- Shot .420 from behind the arc
- Scored 20+ points on six occasions, career high was 26

HIGH SCHOOL

- Averaged 21.2 ppg as a junior, 19.3 ppg his senior year
- Named Region Player of the Year his senior season

PERSONAL

- Originally from Brooklyn, N.Y.

25

TOP PERFORMANCES

Points:3, Brewton-Parker (11/11/16)
Rebounds:1, 2x, Ga. Southern (11/20/16)
Assists:2, 2x, Ga. Southern (11/20/16)
Steals:1, 2x, vs Florida (11/13/16)
FG made:1, Brewton-Parker (11/11/16)
FG attempts:2, 3x, Ga. Southern (11/20/16)
3FG attempts:2, Ga. Southern (11/20/16)
FT made:1, 2x, vs Florida (11/13/16)
FT attempts:2, 2x, vs Florida (11/13/16)
Minutes:15, Brewton-Parker (11/11/16)

2014-15 (Tallahassee CC)

- Averaged 6.4 ppg, Made 80 pct. of free throws
- Second on team with 35 steals

2016-17 GAME-BY-GAME STATISTICS

Opponent	Date	GS	Min	FG	FGA	Pct	3FG	FGA	Pct	FT	FTA	Pct	O	D	Tot	Avg	PF	FO	A	TO	Blk	Stl	Pts	Avg
BREWTON-PARKER	11/11/16	15	1	2	.500	0	1	.000	1	2	.500	0	1	1	1.0	0	0	0	2	0	0	1	3	3.0
vs Florida	11/13/16	12	0	2	.000	0	0	.000	1	2	.500	0	0	0	0.5	2	0	0	2	0	1	1	2.0	
GA. SOUTHERN	11/20/16	8	0	2	.000	0	2	.000	0	0	.000	0	1	1	0.7	0	0	2	0	0	0	0	1.3	
Totals		0	35	1	6	.167	0	3	.000	2	4	.500	0	2	2	0.7	2	0	4	2	0	2	4	1.3

CAREER STATISTICS

			Total		3-Point		F-Throws		Rebounds											Scoring	
Season	gp-gs	min/avg	fg-fga	pct	fg-fga	pct	ft-fta	pct	off	def	tot	avg	pf	fo	ast	to	blk	stl	pts	avg	
2016-17	3-0	35/11.7	1-6	.167	0-3	.000	2-4	.500	0	2	2	0.7	2	0	4	2	0	2	4	1.3	
TOTAL	3-0	35/11.7	1-6	.167	0-3	.000	2-4	.500	0	2	2	0.7	2	0	4	2	0	2	4	1.3	



Mac BRYDON

C • 6-10 • 280 • Fr. • HS

Charlotte, N.C. / Carmel Christian HS

BIO

HIGH SCHOOL

- Led team to undefeated conference slate and tournament championship his senior year, named all-conference
- Led team in rebounds and blocks for 3 straight seasons
- Graduated with 4.0 GPA, received AASCI Award for highest cumulative math grade in 2015 and 2016

33

TOP PERFORMANCES

2016-17 GAME-BY-GAME STATISTICS

Opponent	Date	GS	Min	FG	FGA	Pct	3FG	FGA	Pct	FT	FTA	Pct	O	D	Tot	Avg	PF	FO	A	TO	Blk	Stl	Pts	Avg
.																								
Totals																								

CAREER STATISTICS



JJ
N’GANGA

C • 6-10 • 250 • R-Sr. • TR
Aubervilliers, France / New Mexico

BIO

2015-16 (New Mexico)

• Did not play due to injury, awarded medical redshirt

2014-15 (New Mexico)

• Averaged 6.4 ppg, Made 80 pct. of free throws
• Second on team with 35 steals

HIGH SCHOOL

• Attended Sunrise Christian Academy in Wichita, Kan.
• Led team to 25-4 record his senior year

PERSONAL

• Full name is Jean-Jacques Francis N’Ganga
• The oldest of four children

JuCo (Northern Oklahoma College-Tonkawa)

• Played two seasons (2012-13, 2013-14) at NOC-Tonkawa
• Averaged 6.0 points and 5.4 rebounds per game
• Shot .468 from the field as a sophomore
• Awarded Hays Scholarship - given to player w/best GPA

2016-17 GAME-BY-GAME STATISTICS

Opponent	Date	GS	Min	FG	FGA	Pct	3FG	FGA	Pct	FT	FTA	Pct	O	D	Tot	Avg	PF	FO	A	TO	Blk	Stl	Pts	Avg
BREWTON-PARKER	11/11/16		6	1	2	.500	0	0	.000	1	2	.500	0	0	0	0.0	0	0	0	1	1	0	3	3.0
vs Florida	11/13/16		13	0	3	.000	0	0	.000	1	2	.500	0	0	0	0.0	4	0	0	0	0	1	1	2.0
GA. SOUTHERN	11/20/16		2	0	0	.000	0	0	.000	0	0	.000	0	0	0	0.0	0	0	0	0	0	0	0	1.3
Totals		0	21	1	5	.200	0	0	.000	2	4	.500	0	0	0	0.0	4	0	0	1	1	1	4	1.3

TOP PERFORMANCES

Points: 9, vs. Boston College (11/20/14)^
FG Made:.....4, vs. Utah State (02/07/15)^
FG Att:6, 2x, vs. Utah State (02/07/15)^
3-Point FGs: N/A
3-Point FGA: N/A
FT Made: 4, 2x, at UNLV (01/21/15)
FT Att: 5, 2x, vs. Fresno State (12/31/14)^
Rebounds: 7, at Utah State (01/10/15)^
Assists: 2, at Colorado State (02/10/15)^
Blocks: 2, vs. Boston College (11/20/14)^
Steals: 1, 2x, vs Florida (11/13/16)
Minutes: 25, vs. Boston College (11/20/14)^

^ - denotes from New Mexico

CAREER STATISTICS

Season	gp-gs		min/avg		Total		3-Point		F-Throws		Rebounds											Scoring	
					fg-fga	pct	fg-fga	pct	ft-fta	pct	off	def	tot	avg								pts	avg
2014-15*	29-0		344/11.9		36-61	.590	0-0	.000	22-36	.611	18	30	48	1.7	54	1	6	31	5	1		94	3.2
2016-17	3-0		21/7.0		1-5	.200	0-0	.000	2-4	.500	0	0	0	0.0	4	0	0	1	1	1		4	1.3
TOTAL	3-0		21/7.0		1-5	.200	0-0	.000	2-4	.500	0	0	0	0.0	4	0	0	1	1	1		4	1.3
All*	32-0		365/11.4		37-66	.561	0-0	.000	24-40	.600	18	30	48	1.5	58	1	6	32	6	2		98	3.1

* Statistics from prior team/school



Andrew FISHLER

C • 7-1 • 218 • R-Sr. • 1L
Cumming, Ga. / Gulf Coast State

BIO

2015-16

- Career-high 20 points & 10 rebounds vs. Citadel (2/6)
- Career-best 8 blocks vs. Chattanooga (2/8)
- Scored 9 points in Mercer debut vs. Allen (11/13)

2014-15

- Redshirted season

2012-14 (Gulf Coast CC)

- Averaged 5.3 points, 4.8 boards and 2.6 blocks as a sophomore
- Holds program block records for single-game (6), season (76) and career (146)

HIGH SCHOOL

- Holds Georgia block records for single-game (18), season (212) and career (308)
- Averaged 13.6 points and 8.1 rebounds per game as a senior

PERSONAL

- Son of Todd and Nancy Fishler
- Has two brothers and one sister
- Born on August 24, 1993

55

TOP PERFORMANCES

Points:20, The Citadel (02/06/16)
 Rebounds:10, The Citadel (02/06/16)
 Assists:1, 3x, Ga. Southern (11/20/16)
 Steals:1, 2x, Hiwassee (12/02/15)
 Blocks:8, Chattanooga (02/08/16)
 FG made:7, The Citadel (02/06/16)
 FG attempts:9, The Citadel (02/06/16)
 FT made:6, The Citadel (02/06/16)
 FT attempts:9, The Citadel (02/06/16)
 Minutes:20, vs. Chattanooga (2/8/16)

2016-17 GAME-BY-GAME STATISTICS

Opponent	Date	GS	Min	FG	FGA	Pct	3FG	FGA	Pct	FT	FTA	Pct	O	D	Tot	Avg	PF	FO	A	TO	Blk	Stl	Pts	Avg
BREWTON-PARKER	11/11/16	10	0	2	.000	0	0	.000	1	2	.500	1	2	3	3.0	1	0	0	0	0	0	1	1.0	
vs Florida	11/13/16	10	1	3	.333	0	0	.000	3	5	.600	1	0	1	2.0	2	0	0	0	1	0	5	3.0	
GA. SOUTHERN	11/20/16	11	3	5	.600	0	0	.000	1	1	1.000	2	2	4	2.7	2	0	1	0	1	0	7	4.3	
Totals		0	31	4	10	.400	0	0	.000	5	8	.625	4	4	8	2.7	5	0	1	0	2	0	13	4.3

CAREER STATISTICS

Season	gp-gs	min/avg	Total		3-Point		F-Throws		Rebounds										Scoring	
			fg-fga	pct	fg-fga	pct	ft-fta	pct	off	def	tot	avg	pf	fo	ast	to	blk	stl	pts	avg
2015-16	31-6	239/7.7	33-69	.478	0-0	.000	21-35	.600	18	40	58	1.9	33	0	2	16	23	2	87	2.8
2016-17	3-0	31/10.3	4-10	.400	0-0	.000	5-8	.625	4	4	8	2.7	5	0	1	0	2	0	13	4.3
TOTAL	34-6	270/7.9	37-79	.468	0-0	.000	26-43	.605	22	44	66	1.9	38	0	3	16	25	2	100	2.9