



GEORGIA SOUTHERN

2016-17 MEN'S BASKETBALL GAME NOTES

Marc Gignac, MBB Contact / Associate Director of Athletics Communications

651 Fair Rd., Room 1013, Dan J. Parrish, Sr. Building, Statesboro, Ga. 30458
 O: 912.478.5288 | C: 980.297.9981 | E: mgignac@georgiasouthern.edu
 GSEagles.com | Twitter: @GSAthletics // @GSAthletics_MBB
 Facebook: GSAthletics // GSAthleticsMBB | Instagram: GSAthletics

3 NCAA Tournaments (1983, 1987, 1992) | 3 NIT Appearances (1988, 1989, 2006) | 4 TAAC Regular Season Champs (1985, 1988, 1989, 1992) | 3 SoCon South Div. Champs (2002, 2004, 2006)

2016-17 SCHEDULE/RESULTS

N03	Lees-McRae (Exh.)	W	106-51
N11	at NC State (ACC Extra)	L	79-81
N14	Coastal Georgia	W	92-43
N20	at Mercer [^] (ESPN3)		2 p.m.
N22	at Akron [^]		7 p.m.
N25	vs. Florida A&M [^]		2:30 p.m.
N26	vs. Radford [^]		2:30 p.m.
D01	at Savannah State		8 p.m.
D04	Florida Gulf Coast		3 p.m.
D09	at Minnesota (Big Ten Network)		9 p.m.
D13	at Florida Gulf Coast		7:05 p.m.
D15	at Florida International		7 p.m.
D20	at Winthrop		11 a.m.
D22	Fisk		4 p.m.
D31	Georgia State*		12:30 p.m.
J07	Troy*		5 p.m.
J09	South Alabama*		7 p.m.
J14	at UL Lafayette*		8:15 p.m.
J16	at ULM*		8 p.m.
J21	Appalachian State* (ESPN3)		5 p.m.
J23	Coastal Carolina* (ESPN3)		7 p.m.
J28	at South Alabama* (ESPN3)		8:05 p.m.
J30	at Troy* (ESPN3)		8 p.m.
F04	ULM*		5 p.m.
F06	UL Lafayette* (ESPN3)		7 p.m.
F11	at Coastal Carolina*		TBA
F13	at Appalachian State* (ESPN3)		TBA
F18	Texas State*		5 p.m.
F20	UT Arlington* (ASN)		7 p.m.
F25	at Arkansas State* (ESPN3)		8 p.m.
F27	at Little Rock* (ASN)		9 p.m.
M04	at Georgia State* (ESPN3)		2:15 p.m.
M9-12	Sun Belt Championship\$		TBA

All times Eastern and subject to change

* - Sun Belt Conference Game

[^] - Savannah Invitational (home sites/Savannah Civic Center)

\$ - Sun Belt Championship (New Orleans, La.)

GEORGIA SOUTHERN RADIO NETWORK

Play By Play.....	Danny Reed
Analyst.....	Colin Lacy
Pregame show	Half hour before tipoff
Flagship	103.7 WBMZ-FM Statesboro (Flagship)
.....	102.1 WZAT-FM Savannah, 1370 WLOP-AM Jesup
.....	100.9 WLYU Lyons
.....	GSEagles.com/showcase (Worldwide)



SETTING THE SCENE

- Georgia Southern renews one of its oldest rivalries when the Eagles travel to Mercer Sunday. The game will be streamed live on ESPN3.
- The contest is part of the Savannah Invitational, an in-season tournament in which each participant will play four games. This is the first year of the tournament, and organizers hope to make it an annual event.
- Georgia Southern plays at the on-campus sites of Mercer (Nov. 20) and Akron (Nov. 22) to begin the tournament and then plays games against Florida A&M (Nov. 25) and Radford (Nov. 26) at the Savannah Civic Center in downtown Savannah.
- Mercer, Akron, Stetson, East Carolina, Radford, Florida A&M and Air Force all will finish the tournament by playing two games in the Savannah Civic Center Nov. 25-26.
- The Eagles' contest at Mercer will be the 114th meeting between the schools. Georgia Southern has played Mercer more than any other opponent.
- It's the Eagles' first contest against the Bears since 2007.
- Georgia Southern is coming off a 92-43 home-opening win over Coastal Georgia Monday. Mercer topped Brewton-Parker 87-53 in its season opener at home last Friday and fell 76-54 to Florida in Jacksonville Sunday.
- The Eagles play 10 of their first 12 games away from home. Three of those games are in Savannah (two in Savannah Invite and at Savannah State Dec. 1).
- Georgia Southern returns all five starters from last season's 14-17 squad that finished fifth in the Sun Belt with a 10-10 record.
- The Eagles were picked fourth in the Sun Belt Preseason Coaches Poll, and Tookie Brown and Mike Hughes were named preseason all-conference.
- Mercer returns eight lettermen from last year's team that went 19-15 overall and 8-10 in the Southern Conference.
- The Bears were picked fourth in the SoCon Preseason Coaches Poll, and junior Stephon Jelks was named preseason all-conference.
- Mercer is 71-12 at Hawkins Arena since the start of the 2011-12 campaign. The Bears were 11-3 in the building last season.

GS PROBABLE STARTERS

G - #4 Tookie Brown, 5-11, So., Madison, Ga. - First-team Preseason All-Sun Belt • Tallied first career double-double with 26 points and 10 rebounds at NC State • 2015-16: 2016 Sun Belt Freshman of the Year and first-team All-Sun Belt • Ranked eighth among freshmen in

AT A GLANCE

DATE..... Nov. 20, 2016
 SITE..... Hawkins Arena (3,200)
 TIPOFF..... 2 p.m.
 LISTEN..... GS Radio Network | GSEagles.com/watch
 WATCH..... ESPN3 | WatchESPN.com
 SERIES..... GS leads 74-39
 LAST MEETING..... W, 81-69, 11/26/2007 (H), vacated
 WEB SITES..... GSEagles.com | MercerBears.com



MERCER BEARS (1-1)

THE MATCH-UP

Georgia Southern		Mercer
Statesboro, Ga.	Location	Macon, Ga.
20,574	Enrollment	8,600
Eagles	Nickname	Bears
Sun Belt	Conference	Southern Conference
1-1	Record	1-1
85.5	Scoring Average	70.5
62.0	Scoring Defense	64.5
+23.5	Scoring Margin	+6.0
.453	FG%	.461
.339	FG% Defense	.336
.298	3-PT%	.378
.255	3-PT% Defense	.288
.569	FT%	.600
44.5	Rebounds Avg.	38.0
+4.5	Rebounding Margin	-1.5
17.0	Off. Rebounds Avg.	11.0
14.5	Opp. Off. Rebounds Avg.	17.0
10.5	Assists Avg.	16.0
8.0	Steals Avg.	5.0
+8.0	Turnover Margin	-1.5
3.0	Blocks Avg.	2.5

NCAA Division I scoring • Half of the third-highest freshmen scoring duo in the country with Ike Smith • Averaged 17.8 points, 3.4 assists and 1.6 steals a contest • First Eagle to win conference Freshman of the Year since Lonnie Edwards in 1994 • First freshman to lead Georgia Southern in scoring since the 1999-2000 season • Set the Georgia Southern freshman scoring record with 551 points and became the first freshman in school history to score 30-plus points in a game (34 at App St., 1/25) • Ranked in the top-10 in the Sun Belt in scoring (4th, 17.8 ppg), assists (7th, 3.4 apg), steals (2nd, 1.7), free-throw percentage (7th, .811) and assist/turnover ratio (6th, 1.5) • Ranked 14th in the league in 3-pointers made with 1.6 per game • Scored in double figures in 29 games and netted 20-plus points 10 times • Led the Eagles in scoring in 17 games and in assists 20 times • 449 points shy of 1,000 • Sister, Alexis, is a freshman on the GS women's team.

G - #10 Jake Allsmiller, 6-5, Jr., Nashville, Tenn. -

Scored 11 on 4 of 5 shooting at NC State • Tallied five points and three assists vs. Coastal Georgia • 2015-16: Played in all 31 games and started 23, including the last 19 • Fourth on the team in scoring with 7.8 points a game while shooting 33 percent from long distance • Ranked sixth in the Sun

HEAD COACH MARK BYINGTON

► Mark Byington was named Georgia Southern's 13th head men's basketball coach April 1, 2013.

► His 51 wins in his first three seasons is the best of any coach at Georgia Southern in the modern era.

► Led the Eagles to a 22-9 mark, a second-place finish in the Sun Belt and the Sun Belt Championship title game in 2014-15. It was the first 20-win season since 2005-06 and the Eagles' first conference championship game appearance since 1992.

► Won the 2015 Whack Hyder Georgia College Coach of the Year Award, joining his mentor Bobby Cremins, and former Eagle coaches Jeff Price and Frank Kerns as recipients.

► Named National Association of Basketball Coaches District 24 Coach of the Year and chosen by NBC Sports as the Sun Belt Coach of the Year.

► Earned his 50th career victory when the Eagles topped ULM 66-51 Jan. 16, 2016.

► Led the Eagles to a 15-19 mark in 2013-14 and took Georgia Southern to its first SoCon Semifinals since 2005 in debut season.

► Every senior has graduated since Byington joined the Eagles in the spring of 2013.

► Joined the Eagles after a one-year stint at Virginia Tech in 2012-13.

► Coached seven seasons at College of Charleston under legendary Head Coach Bobby Cremins.

► Was named Interim Head Coach at College of Charleston in 2012 for the final 11 games of the season. Earned a 7-4 record over that span, including a victory over Kent State in an ESPN Bracketbusters Game.

► Coached NBA Draft Picks Erick Green (Virginia Tech) and Andrew Goudelock (College of Charleston).

► Played collegiately at UNC Wilmington, scoring more than 1,000 career points while earning All-CAA Honors and a spot on the All-CAA Defensive Team as a senior.

► Named Virginia High School Player of the Year in 1994 as a senior at Salem High School in Salem, Va.



COACHING CAREER

HEAD COACH

2013-pres. Georgia Southern
2012 College of Charleston (Interim)

ASSISTANT COACH

2012-13 Virginia Tech
2005-12 College of Charleston
2001-02 Hargrave Military Academy

DIRECTOR OF BASKETBALL OPERATIONS

2002-04 University of Virginia

GRADUATE STUDENT MANAGER

1999-01 University of Virginia

EDUCATION

University of North Carolina-Wilmington, 1998
Bachelor's in Physical Education
University of Virginia, 2003
Master's in Sport Psychology

PERSONAL

Born April 22, 1976
Hometown Salem, Va.
Twitter @GaSouth_CoachB
Children Chase

YEAR-BY-YEAR

Year	School	Record	Pct.	Conf.
2011-12	College of Charleston	7-4	.636	6-3
2013-14	Georgia Southern	15-19	.441	6-10
2014-15	Georgia Southern	22-9	.709	14-6
2015-16	Georgia Southern	14-17	.452	10-10
2016-17	Georgia Southern	1-1	.500	0-0
Career		59-50	.541	36-29
at Georgia Southern		52-46	.531	30-26

Belt in 3-pointers per game with 2.1 a contest • Shot 93 percent from the free-throw line (28-for-30) • Averaged 26.9 minutes a game and canned 65 3-pointers • Scored in double figures in eight contests and led the team in scoring twice.

G - #3 Ike Smith, 6-4, So., Gainesville, Fla. - Has scored 20-plus points in both games, giving him five for his career • Matched career high with 23 points vs. Coastal Georgia. • 2015-16: Half of the third-highest freshmen scoring duo in the country with Tookie Brown • Played in 30 games and started 28 • Averaged 11.7 points and 4.8 rebounds while playing 25.5 minutes an outing • Scored in double figures in 21 games and scored over 20 points three times • Led the Eagles in scoring in six games and rebounding seven times • Posted one double-double with 15 points and 10 boards against South Alabama (3/10) in the Sun Belt Tournament • Cousin is former Eagle Willie Powers.

F - #11, Shawn O'Connell, 6-8, RSo., Roswell, Ga. - Had nine points and seven rebounds at NC State • Posted nine points, six boards vs. Coastal Georgia • 2015-16: Played in 31 games and made four starts • Averaged three points and 3.3 rebounds in 14.2 minutes a game • Shot 55 percent from the field and 65 percent from the free-throw line • First off the bench in 18 contests • Led the Eagles in rebounding twice • Scored in double figures in three games • Father, Dave, played at Duke.

F - #0 Montae Glenn, 6-8, So., Carrollton, Ga. - Started first two games • Tallied five points, six rebounds and two blocked shots at NC State • Had nine points and six rebounds vs. Coastal Georgia • 2015-16: Played in 25 games and started eight • Averaged 4.5 points and 3.7 rebounds in 13.1 minutes a game • Shot 59 percent from the field and 75 percent from the free-throw line • Scored in double figures twice and led the team in rebounding five times • First off the bench in six games • Missed six games with an injury.

THREE THINGS TO KNOW ABOUT THE EAGLES

1 - Georgia Southern returns all five starters and 11 lettermen. Ninety-four percent of the Eagles' scoring and rebounding is back in uniform, and Georgia Southern is still young. Walk-ons James Holder and Dominique Holder are the team's lone seniors.

2 - Georgia Southern was picked fourth in the Sun Belt Preseason Coaches Poll, Tookie Brown was named preseason first-team all-league and Mike Hughes earned second-team honors.

3 - Last year, Georgia Southern set new school records with 3-pointers made (282) and attempted (834) in a season.

• The Eagles made 10 or more triples in a contest 13 times, hitting nine from long distance on four more occasions.
• Georgia Southern averaged 26.9 (28th nationally) attempts and 9.1 makes (27th nationally) a game.
• Three Eagles were in the top-15 in the Sun Belt in 3-pointers made per game - Mike Hughes (4th, 2.2), Jake Allsmiller (6th, 2.1) and Tookie Brown (14th, 1.6).

MORE TEAM STORYLINES

• The Eagles picked up the 1,200th win in the history of the program, which began play in 1926-27, when they topped Coastal Georgia 92-43 Nov. 14.
• GS held Coastal Georgia to 23.1 percent shooting from

the field, the lowest for an opponent since holding North Georgia to 22.7 percent in 2003.

• The Eagles play 10 of their first 12 games away from home. The stretch ends Dec. 20 at Winthrop. GS does play three contests in Savannah (55 miles East) during that time.

• Mark Byington is coaching in his 110th career game today and his 99th at Georgia Southern. His 51 wins in his first three seasons at Georgia Southern are the best of any coach in the modern era.

• Under Mark Byington, Georgia Southern is 37-5 in games when leading at half and 45-2 when leading with five minutes to go.

• Georgia Southern led the Sun Belt and ranked 11th in the country in turnover margin (+3.4) last season. The Eagles recorded less than 10 turnovers in 10 games and averaged 11.6 per game. GS had seven turnovers at NC State and eight against Coastal Georgia.

• GS scored 75.9 points a game last season, the Eagles' best offensive output since averaging 77.5 points a game in 2005-06. GS scored 80-plus points in 10 games and 100-plus in three contests. The Eagles are averaging 85.5 this year and scored over 80 once.

• Since joining the Sun Belt in 2014, 19 Georgia Southern games against Sun Belt schools have been decided by five points or less, and the Eagles are 12-7.

• Georgia Southern is 23-6 in Hanner Fieldhouse in its last 29 contests there and 31-12 under Mark Byington.

• Georgia Southern used 11 different combinations of starting lineups last year. GS has used two this season.

• The Eagles are 17-1 in Sun Belt games when leading at halftime.

LAST TIME OUT

• Ike Smith tallied 23 points and six rebounds, and Georgia Southern held Coastal Georgia to 23 percent shooting from the floor to post a 92-43 victory over the Mariners in its home opener Monday night in Hanner Fieldhouse.

• B.J. Gladden chipped in 15 points and five rebounds for the Eagles, while Montae Glenn and Shawn O'Connell each posted nine points and six rebounds.

• Georgia Southern held the Mariners to 12 of 52 from the field and recorded 12 steals while forcing 22 turnovers. The Eagles shot 55 percent on the other end and canned 9 of 27 3-point tries.

• The Eagles pulled away at the end of the first half with a 14-0 run over the final 5:33 of the period. Gladden netted five during the stretch, and Montae Glenn scored four to help GS take a 38-18 lead into the break.

• The Eagles opened the second frame with a 13-4 spurt and opened a 51-22 cushion on a Coye Simmons putback 4:32 into the period. An 18-6 run, sparked by a Tookie Brown layup in transition, ballooned the margin to 41 points with 4:57 to go. The largest lead was 48 points following a Dominique Bullock triple off an assist by James Holder with 1:24 remaining

GS SIGNS TYSHAUN CRAWFORD

• Georgia Southern has signed Tyshaun Crawford to a National Letter of Intent.

• A 7-foot-1, 270-pound center Crawford averaged 10 points, 10 rebounds and three blocked shots a game as a junior at Griffin High School and was named first-team all-region. He collected 14 points, 10 rebounds and 1.2 blocked shots a game for Team Forrest on the AAU circuit

Continued on page 4

SERIES VS. MERCER

OVERALL: GS Leads 74-39 (W2)

HOME: GS Leads 43-13 (W12)

AWAY: GS Trails 22-23 (W1)

NEUTRAL: GS Leads 4-0 (W4)

TAAC REGULAR SEASON: GS Leads 14-10 (W8)

TAAC TOURNAMENT: GS Leads 2-0 (W2)

SERIES RESULTS SINCE 1970:

2-9-1970.....	H.....	W.....	98-60
1-9-1971.....	NAIA.....	L.....	53-60
1-25-1971.....	A.....	W.....	79-71
2-6-1971.....	H.....	W.....	86-66
12-6-1971.....	H.....	L.....	71-73
1-8-1972.....	NAIA.....	L.....	84-102
1-31-1972.....	H.....	L.....	69-78
1-26-1974.....	H.....	W.....	94-83
2-6-1974.....	A.....	W.....	73-67
1-8-1975.....	H.....	L.....	83-85
2-19-1975.....	A.....	W.....	98-78
1-14-1976.....	A.....	L.....	73-86
1-31-1976.....	H.....	W.....	85-79
2-5-1977.....	A.....	W.....	72-61
3-1-1977.....	H.....	W.....	85-81
1-14-1978.....	A.....	L.....	73-76
1-28-1978.....	H.....	L.....	77-82
1-31-1979.....	H.....	L.....	74-85
2-12-1979.....	H.....	L.....	78-87
1-41-1980.....	A.....	L.....	70-92
2-4-1980.....	H.....	W.....	74-72
2-7-1981.....	TAAC.....	L.....	70-105
2-14-1981.....	TAAC.....	H.....	W-OT.....60-58
1-16-1982.....	TAAC.....	H.....	W.....71-63
2-10-1982.....	TAAC.....	A.....	L.....57-67
1-15-1986.....	TAAC.....	A.....	L.....48-52
2-9-1983.....	TAAC.....	H.....	W.....67-55
1-21-1984.....	TAAC.....	H.....	L.....54-57
2-18-1984.....	TAAC.....	A.....	L.....68-72
3-2-1984.....	TAAC-T.....	H.....	L.....77-80
1-5-1985.....	TAAC.....	H.....	L.....60-71
2-2-1985.....	TAAC.....	A.....	L.....64-75
12-7-1985.....	N.....	W.....	54-52
1-4-1986.....	TAAC.....	A.....	L.....56-61
2-1-1986.....	TAAC.....	H.....	L.....55-62
1-5-1987.....	TAAC.....	H.....	W.....55-54
2-7-1987.....	TAAC.....	H.....	W.....69-64
1-9-1988.....	TAAC.....	H.....	W.....70-58
2-13-1988.....	TAAC.....	A.....	L.....60-63
3-11-1988.....	TAAC-T.....	N.....	W.....60-52
1-7-1989.....	TAAC.....	H.....	W.....81-78
1-31-1989.....	TAAC.....	A.....	W.....66-61
1-25-1990.....	TAAC.....	A.....	W.....71-50
2-24-1990.....	TAAC.....	H.....	W-OT.....84-79
1-19-1991.....	TAAC.....	A.....	W.....71-66
2-16-1991.....	TAAC.....	H.....	W.....78-64
1-25-1992.....	TAAC.....	A.....	W.....90-75
2-22-1992.....	TAAC.....	H.....	W.....81-74
12-14-1996.....	H.....	W.....	73-58
12-9-1997.....	A.....	W.....	72-71
12-8-1999.....	H.....	W.....	73-68
12-9-2000.....	A.....	W.....	92-77
12-8-2001.....	H.....	W.....	92-69
15-5-2002.....	A.....	L.....	72-80
12-1-2003.....	H.....	W.....	88-78
11-29-2004.....	A.....	L-2OT.....	94-103
11-22-2005.....	H.....	W.....	98-79
11-27-2006.....	A.....	W.....	61-59
11-26-2007.....	H.....	X.....	80-69

THE SERIES

- Georgia Southern has played Mercer more than any opponent in the 87-year history of the program (113 times).
- The Eagles lead the all-time series, which began in 1933, 74-39, and have won the last two meetings. It's the second time the Eagles will play in Hawkins Arena, which opened in 2005.
- The teams have not played since 2007, an 80-69 Eagle win in Hanner Fieldhouse, which was later vacated.
- GS is 22-23 on the road and won the last meeting 61-59 in 2006 in Hawkins Arena.
- The teams competed against each other as members of the Trans America Athletic Conference for 10 seasons. Georgia Southern held a 14-10 edge in the regular season and topped the Bears twice in the TAAC Tournament.
- Last Meeting - 11/26/2007 - Hanner:** Willie Powers finished with 26 points, seven boards and two steals and the Eagles forced 20 Mercer turnovers in the 80-69 win.
- Dwayne Foreman tallied 16 points and eight assists, and Louis Graham had 14 points, nine rebounds and four steals.
- Brian Pfohl led Mercer with 21 points, and Shaddean Aaron netted 14 points.
- The Eagles outscored the Bears 41-32 in the second half and shot 10 of 20 from 3-point range in the game.
- GS attempted 13 more shots than Mercer thanks in part to recording 14 steals.
- Last Meeting in Hawkins Arena - 11/27/2006:** Georgia Southern's Donte Gennie hit a jumper with 14 seconds left, and Mercer's James Florence missed a 3-pointer at the buzzer as the Eagles held on for a 61-59 victory.
- Louis Graham tallied 18 points and 17 rebounds, and Georgia Southern overcame a 34 percent shooting performance. Gennie finished with 16 points.
- Florence posted 19 points and six rebounds, and Shaddean Aaron collected 12 points and six boards.
- Graham put the Eagles ahead 59-56 on a layup with 1:14 to go, but Mercer tied the game on a Ross Alacqua triple 16 seconds later.
- After a defensive stop for the Bears, Florence had a chance to put Mercer ahead but missed a jumper with 16 seconds left.

LAST MEETING

Nov. 26, 2007 - Statesboro, Ga. - Hanner Fieldhouse

VISITORS: Mercer 1-5

Player	fg	fga	3fg	3fga	ft	fta	reb	pf	tp	a	to	blk	s	min
AARON, Shaddean-f	6	13	2	5	0	0	4	3	14	2	2	1	0	28
HENRY, Calvin-c	2	7	0	0	5	5	6	1	9	7	2	2	0	31
HALL, Mark-g	2	10	2	4	0	0	4	1	6	1	5	0	1	32
PFOHL, Brian-g	10	12	0	0	1	2	9	21	2	4	0	0	0	32
DOLAN, Sam-g	4	6	0	0	1	2	3	8	2	1	1	1	1	21
WALKER, Brendan	0	2	0	1	0	0	0	1	0	1	0	0	1	11
ELLIS, Michael	1	3	0	1	3	4	1	1	5	0	2	1	0	12
CORLEY, Belay	1	1	0	0	1	2	4	0	3	0	0	0	0	18
DAVIS, JUSTIN	0	1	0	0	0	0	0	0	0	0	1	0	0	2
MILLS, Brian	1	2	0	1	1	3	3	3	1	3	2	1	1	13
TEAM							6							
Totals.....	27	57	4	12	11	17	39	17	69	16	20	7	4	200

TOTAL FG%	1st Half: 13-29 44.8%	2nd Half: 14-28 50.0%	Game: 47.4%
3-Pt. FG%	1st Half: 3-7 42.9%	2nd Half: 1-5 20.0%	Game: 33.3%
F Throw %	1st Half: 8-10 80.0%	2nd Half: 3-7 42.9%	Game: 64.7%

HOME TEAM: Georgia Southern 5-1

Player	fg	fga	3fg	3fga	ft	fta	reb	pf	tp	a	to	blk	s	min
FIELDS, Matthew-f	1	5	0	0	0	0	5	1	2	0	1	0	4	24
GRAHAM, Louis-f	5	12	0	0	4	5	9	4	14	1	1	1	4	25
FOREMAN, Dwayne-g	6	14	3	6	1	1	2	16	8	4	0	1	37	
ALLEN, Julian-g	1	7	0	1	2	4	6	1	4	1	0	1	2	20
POWERS, Willie-g	10	16	4	6	2	3	7	0	26	2	0	2	31	
RUCKER, J	0	1	0	1	0	0	0	0	0	0	0	0	0	1
JOHNSON, Antoine	1	2	0	0	1	2	1	0	3	1	0	0	0	13
THOMPSON, Blake	0	0	0	0	0	0	0	0	0	0	0	0	0	1
JANISZEWSKI, Krzysztof	2	4	0	0	0	0	0	2	4	0	1	0	0	12
JONES, Blake	0	0	0	0	0	0	0	1	0	0	0	0	0	1
HYNES, Ryan	0	1	0	1	0	0	1	5	0	0	2	1	0	6
MARSHALL, Anthony	2	4	2	4	0	0	2	2	6	1	2	1	0	15
PEARSON, Trumaine	2	2	1	1	0	0	1	0	5	0	0	0	0	8
WARD, Kenith	0	2	0	0	0	0	1	2	0	0	1	0	1	6
TEAM							3							
Totals.....	30	70	10	20	10	15	38	19	80	14	12	4	14	200

TOTAL FG%	1st Half: 15-34 44.1%	2nd Half: 15-36 41.7%	Game: 42.9%
3-Pt. FG%	1st Half: 7-12 58.3%	2nd Half: 3-8 37.5%	Game: 50.0%
F Throw %	1st Half: 2-4 50.0%	2nd Half: 8-11 72.7%	Game: 66.7%

Officials: Ted Valentine, Curtis Shaw, Jeff Wagner

Technical fouls: Mercer-None. Georgia Southern-None.

Attendance: 2284

Score by Periods

	1st	2nd	Total
--	-----	-----	-------

Mercer

37

32

69

Georgia Southern

39

41

80

Points in the paint-MER 40,GSU 30. Points off turnovers-MER 12,GSU 23. 2nd chance points-MER 10,GSU 19. Fast break points-MER 6,GSU 12. Bench points-MER 11,GSU 18. Score tied-5 times. Lead changed-4 times. Last FG-MER 2nd-00:44, GSU 2nd-04:15. Largest lead-MER by 6 1st-07:18, GSU by 17 2nd-09:10. MER led for 06:50. GSU led for 29:48. Game was tied for 03:22.

LAST MEETING IN HAWKINS

Nov. 27, 2006, Macon, Ga.

VISITORS: Georgia Southern 3-2

Player	fg	fga	3fg	3fga	ft	fta	reb	pf	tp	a	to	blk	s	min
GRAHAM, Louis-f	9	19	0	0	0	0	17	0	18	3	3	4	30	
HYNES, Ryan-c	4	5	0	0	0	0	3	1	8	0	0	0	1	19
FOREMAN, Dwayne-g	0	8	0	0	0	0	4	2	0	8	3	0	4	34
GENNIE, Donte-g	6	18	3	8	1	2	4	1	16	0	1	0	0	35
TOBIAS, Jimmy-g	3	11	0	2	2	2	6	1	8	1	2	1	3	24
JOHNSON, Antoine	2	6	1	2	0	0	2	1	5	4	1	1	0	16
RUCKER, J	0	1	0	0	0	0	0	0	0	0	0	0	0	2
MARSHALL, Anthony	2	5	0	0	0	0	1	3	4	0	2	0	1	9
FIELDS, Matthew	1	3	0	0	0	0	2	1	2	0	0	0	2	11
SALAZAR, Diogo	0	4	0	2	0	0	0	4	0	1	1	1	0	14
WARD, Kenith	0	0	0	0	0	0	1	0	0	1	0	0	0	6
TEAM							8							
Totals.....	27	80	4	18	3	4	47	15	61	17	14	6	15	200

TOTAL FG%	1st Half: 12-41 29.3%	2nd Half: 15-39 38.5%	Game: 33.8%
3-Pt. FG%	1st Half: 3-9 33.3%	2nd Half: 1-9 11.1%	Game: 22.2%
F Throw %	1st Half: 2-2 100%	2nd Half: 1-2 50.0%	Game: 75.0%

HOME TEAM: Mercer 1-3

Player	fg	fga	3fg	3fga	ft	fta	reb	pf	tp	a	to	blk	s	min
HENRY, Calvin-f	0	3	0	1	0	0	10	1	0	2	3	3	1	32
PFOHL, Brian-f	3	9	0	0	3	6	2	4	9	1	0	1	0	19
DOLAN, Sam-f	3	5	0	0	0	0	6	2	6	0	1	0	0	27
AARON, Shaddean-g	3	9	0	3	6	6	1	12	1	6	1	0	0	32
FLORENCE, James-g	7	16	0	3	5	6	6	1	19	1	5	0	2	33
WALKER, Brendan	0	0	0	0	0	0	0	0	1	0	0	0	0	7
PERVAN, Hrvoje	2	7	1	3	0	1	8	3	5	3	3	0	2	20
ALACQUA, Ross	2	6	2	5	0	0	1	0	6	1	1	0	1	19
CORLEY, Belay	1	2	0	0	0	0	1	1	2	0	1	0	0	11
TEAM							5							
Totals.....	21	57	3	15	14	21	45	13	59	10	20	5	6	200

TOTAL FG%	1st Half: 11-27 40.7%	2nd Half: 10-30 33.3%	Game: 36.8%
3-Pt. FG%	1st Half: 2-6 33.3%	2nd Half: 1-9 11.1%	Game: 20.0%
F Throw %	1st Half: 5-8 62.5%	2nd Half: 9-13 69.2%	Game: 66.7%

Officials: Carlos Villaneuvo, Jeb Hardness, John Hampton

Technical fouls: Georgia Southern-None. Mercer-None.

Attendance: 1001

Score by Periods

	1st	2nd	Total
--	-----	-----	-------

Georgia Southern

29

32

61

Mercer

29

30

59

Points in the paint-GSU 36,MER 28. Points off turnovers-GSU 28,MER 17. 2nd chance points-GSU 16,MER 11. Fast break points-GSU 10,MER 9. Bench points-GSU 11,MER 13. Score tied-6 times. Lead changed-6 times. Last FG-GSU 2nd-00:14, MER 2nd-00:58. Largest lead-GSU by 7 1st-17:47, MER by 10 1st-06:37. GSU led for 21:38. MER led for 14:35. Game was tied for 03:47.

GEORGIA SOUTHERN'S RECORD WHEN...

GENERAL	BYINGTON ERA	2016-17	SBC
At Home	31-12	1-0	15-5
On the Road	17-29	0-1	9-11
Neutral Site	4-5	0-0	--
Overtime Game	3-4	0-0	2-2
Day game	13-13	0-0	5-4
Night game (after 6pm)	38-31	1-1	19-13

HALFTIME	BYINGTON ERA	2016-17	SBC
GS leads at halftime	37-5	1-0	17-1
GS trails at halftime	15-38	0-1	7-16
Tied at halftime	0-3	0-0	0-0

SCORING	BYINGTON ERA	2016-17	SBC
GS scores 100+ points	5-0	0-0	1-0
GS scores 90+ points	7-1	1-0	2-0
GS scores 80+ points	13-2	0-0	5-0
GS scores 70+ points	23-11	0-1	9-5
GS scores 60+ points	34-29	0-0	12-10
GS scores less than 60 points	6-9	0-0	5-3
Opp. scores 100+ points	1-0	0-0	1-0
Opp. scores 90+ points	0-5	0-0	0-1
Opp. scores 80+ points	3-15	0-1	1-5
Opp. scores 70+ points	10-20	0-0	6-5
Opp. scores 60+ points	24-30	0-0	11-9
Opp. scores less than 60 points	23-1	1-0	9-0

MARGINS	BYINGTON ERA	2016-17	SBC
Games decided by 1 point	2-4	0-0	1-1
Games decided by 5 points or less	16-15	0-1	11-6
Games decided by 6-9 points	10-9	0-0	5-5
Games decided by 10-19 points	11-15	0-0	5-5
Games decided by 20+ points	13-6	1-0	3-1

LAST 5 MINUTES	BYINGTON ERA	2016-17	SBC
GS leads with 5:00 left	45-2	1-1	20-0
GS trails with 5:00 left	7-42	0-0	4-18
GS tied with 5:00 left	0-2	0-0	--

MONTH	BYINGTON ERA	2016-17	SBC
November	11-10	1-1	--
December	8-9	0-0	0-2
January	15-10	0-0	12-6
February	14-11	0-0	11-5
March	4-7	0-0	1-4

DAY	BYINGTON ERA	2016-17	SBC
Monday	6-3	1-0	1-0
Tuesday	3-5	0-0	1-2
Wednesday	3-3	0-0	0-1
Thursday	16-10	0-0	11-6
Friday	4-4	0-1	--
Saturday	20-18	0-0	11-8
Sunday	0-3	0-0	--

CONFERENCE	BYINGTON ERA	2016-17	SBC
AAC	1-1	0-0	-
ACC	0-3	0-1	-
Atlantic Sun	4-0	0-0	-
Big 12	0-1	0-0	-
Big South	1-3	0-0	-
Big Ten	0-1	0-0	-
Conference USA	1-2	0-0	-
MEAC	3-1	0-0	-
SEC	0-2	0-0	-
Southern	8-12	0-0	-
Southland	0-1	0-0	-
Sun Belt	24-18	0-0	-
Non-Division I	9-0	1-0	-

MARGIN OF VICTORY

2-	3	4	5	6	7	8	9	10	11	12	13	14	15+
0	0	0	0	0	0	0	0	0	0	0	0	0	1

MARGIN OF DEFEAT

2-	3	4	5	6	7	8	9	10	11	12	13	14	15+
1	0	0	0	0	0	0	0	0	0	0	0	0	0

last summer.

• Crawford's high school coach, Willie Reese, and AAU coach, James Forrest, both played four seasons at Georgia Tech for legendary coach Bobby Cremins.

TAR HEEL STATE TIES

- Five Eagles hail from North Carolina.
- Juniors Mike Hughes and Coye Simmons are from Winston-Salem, N.C., and played at Winston-Salem Prep.
- Juniors B.J. Gladden and sophomore transfer Jared Hamilton are from Charlotte. Gladden played at Olympic High School and Hamilton, who is sitting out the campaign because of NCAA transfer rules, played at Davidson Day and Cannon School.
- Junior Devonte Boykins is from Forest City, N.C., and played at East Rutherford High School.

APPLES AND TREES

- Three Eagle student-athletes' fathers played and/or coached college basketball.
- Jake Allsmiller's dad, Brian, played at Vanderbilt (1978-81); Devonte Boykins' father, Robert, played at Johnson C. Smith (1992-95); Shawn O'Connell's father, Dave, played at Duke (1973-76).
- Aubrey McRae's father, Travis, coached him at Glenn Hills High School.

BOARDING THE MOTHERSHIP

- The Eagles will have 12 live broadcasts on television and streaming platforms this season with a chance at a 13th. The Eagles are part of the Sun Belt pool for the Jan. 16 game on ESPN2, and the matchup will be selected 21 days out. Seven Eagle games will air on ESPN3 and two will be on the American Sports Network (also available on WatchESPN and WatchESPN app) as part of the Sun Belt package.
- Non-conference Games at NC State (ACC Extra), at Mercer (ESPN3) and at Minnesota (Big Ten Network) will also be carried.
- Thirteen Georgia Southern games were broadcast on

the ESPN family of Networks last season

FREE HOOPS

- Georgia Southern is 35-42 in overtime contests and 3-6 in its last nine.
- The Eagles were 1-1 in overtime games in each of the last two seasons.
- Georgia Southern fell 69-66 to Georgia State in its last overtime game Jan. 19, 2016.

TEAM CAPTAINS

- Mike Hughes, Devonte Boykins and Tookie Brown were named the 2016-17 captains in a vote by the team.

A STAFF OF HEAD COACHES

- In addition to head coach Mark Byington, two other members of the coaching staff have experience in the first chair.
- Assistant coach Ben Betts compiled a 52-41 record at South Carolina State from 2003-06. His squad won the MEAC regular-season title after posting an 18-11 record in 2003-04.
- Director of Operations Rob Burke was the head coach at Spartanburg Methodist from 2004-10 and his teams went 112-67 and averaged 19 wins a season during his tenure.

NEXT UP

- Georgia Southern continues play in the Savannah Invitational when they travel to Akron for a contest Tuesday.
- The Eagles finish the tournament by playing two games in the Savannah Civic Center Nov. 25 and 26.

RANKINGS SUMMARY (2015-16 Final)

TEAM CATEGORY	NCAA	SBC	STAT	INDIVIDUAL CATEGORY	NCAA	SBC	STAT	
3-pt Field Goal Attempts (346 ranked)	28	2	834	3-pt Field Goal Attempts (247 ranked)	Jake Allsmiller	156	5	197
Assist Turnover Ratio (346 ranked)	235	7	0.96	Assist Turnover Ratio (250 ranked)				
Assists Per Game (346 ranked)	313	10	11.1	Assists Per Game (246 ranked)				
Blocked Shots Per Game (346 ranked)	298	11	2.4	Blocked Shots Per Game (248 ranked)				
Defensive Rebounds per Game (346 ranked)	248	8	24.42	Defensive Rebounds per Game (250 ranked)				
Fewest Fouls (346 ranked)	290	10	691	Double Doubles (217 ranked)				
Fewest Turnovers (346 ranked)	40	2	359					
Field-Goal Percentage (346 ranked)	294	8	41.0	Field-Goal Percentage (250 ranked)	Tookie Brown	230	8	43.4
Field-Goal Percentage Defense (346 ranked)	188	9	43.7	Free Throw Attempts (247 ranked)	Tookie Brown	134	3	181
Free Throw Attempts (346 ranked)	127	5	728	Free Throws Made (242 ranked)	Tookie Brown	91	3	147
Free Throws Made (346 ranked)	127	4	509	Free-Throw Percentage (248 ranked)	Tookie Brown	144	4	81.2
Free-Throw Percentage (346 ranked)	165	5	69.9	Minutes Per Game (250 ranked)				
Offensive Rebounds Per Game (346 ranked)	77	4	12.06	Offensive Rebounds Per Game (248 ranked)				
Personal Fouls Per Game (346 ranked)	333	11	22.3	Points Per Game (248 ranked)	Tookie Brown	98	4	17.8
Rebound Margin (346 ranked)	283	10	-3.3	Rebounds Per Game (250 ranked)				
Scoring Defense (346 ranked)	241	8	74.4	Steals Per Game (250 ranked)	Mike Hughes Tookie Brown	18 91	1 4	2.10 1.65
Scoring Margin (346 ranked)	165	6	1.5	Three-Point Field Goals Per Game (249 ranked)	Mike Hughes Jake Allsmiller	191 241	4 6	2.23 2.10
Scoring Offense (346 ranked)	109	3	75.9	Three-Point Field-Goal Percentage (118 ranked)				
Steals Per Game (346 ranked)	48	1	7.5	Total 3-point FGM (487 ranked)	Mike Hughes Jake Allsmiller	235 260	6 8	67 65
Three Pt FG Defense (346 ranked)	88	4	33.0	Total Assists (249 ranked)				
Three-Point Field Goals Per Game (346 ranked)	27	1	9.1	Total Blocks (241 ranked)				
Three-Point Field-Goal Percentage (346 ranked)	220	5	33.8	Total Field Goal Attempts (246 ranked)	Tookie Brown	152	4	408
Total 3-point FGM (346 ranked)	51	2	282	Total Field Goals Made (248 ranked)	Tookie Brown	195	5	177
Total Assists (346 ranked)	318	11	344	Total Minutes (250 ranked)				
Total Blocks (346 ranked)	302	11	73	Total Points (250 ranked)	Tookie Brown	132	4	551
Total Rebounds (346 ranked)	222	9	1,131	Total Rebounds (249 ranked)				
Total Rebounds Per Game (346 ranked)	151	7	36.48	Total Steals (229 ranked)	Mike Hughes Tookie Brown	32 115	1 5	63 51
Total Steals (346 ranked)	73	2	232	Triple Doubles (3 ranked)				
Turnover Margin (346 ranked)	11	2	3.4					
Turnovers Forced (346 ranked)	31	2	14.97					
Turnovers Per Game (346 ranked)	71	2	11.6					
Won-Lost Percentage (346 ranked)	212	7	45.2					

QUICK FACTS

GENERAL INFORMATION

School	Georgia Southern University
Location	Statesboro, Ga.
Founded	December 1, 1906
Enrollment	20,574
Nickname	Eagles
Mascot	GUS
Live Mascot	Freedom
Colors	Navy Blue & White
Home Arena	Hanner Fieldhouse (3,897)
Conference	Sun Belt
Interim President	Jaimie L. Hebert, Ph. D.
Athletics Director	Tom Kleinlein
Faculty Athletics Rep.	Dr. Chris Geyerman

HISTORY

First Year of Basketball	1926-27
First Year of Division I	1971-72
First Year in TAAC	1980-81
First Year in Southern Conference	1992-93
First Year in Sun Belt	2014-15
All-Time Record	1,200-946
Sun Belt Record (2 seasons)	24-16
SoCon South Division Championships	3 (2002, 2004, 2006)
TAAC Regular Season Championships	4 (1985, 1988, 1989, 1992)
NCAA Appearances	3 (1983, 1987, 1992)
NIT Appearances	3 (1988, 1989, 2006)

COACHING STAFF

Head Coach	Mark Byington
.....	UNC Wilmington, 1998
Career Record	59-50 (Fourth Season)*
at Georgia Southern	52-46 (Fourth Season)
Assistant Coach	Larry Dixon
Assistant Coach	Andrew Wilson
Assistant Coach	Ben Betts
Director of Basketball Operations	Rob Burke
Graduate Manager	Alex Meltzer
Basketball Strength Coach	Cody Duquits
Athletic Trainer	Nick Sparacio
*Went 7-4 as interim at College of Charleston in 2012	

GS LAST WIN VS. CONFERENCES

AMERICA EAST	at Maine - 91-77 - 11/24/02
AMERICAN	at USF - 68-63 - 12/15/14
ATLANTIC 10	Davidson - 70-57 - 1/14/13
ACC	at Virginia Tech - 83-78 - 12/15/13
ATLANTIC SUN	vs. Stetson - 78-58 - 12/22/15
BIG 12	Never
BIG EAST	Never
BIG SKY	Never
BIG SOUTH	Presbyterian - 76-66 - 11/27/13
BIG TEN	Never
BIG WEST	UC Davis - 116-73 - 11/12/06
CAA	Coll. of Charleston - 51-47 - 1/17/13
CONFERENCE USA	FIU - 78-72 - 11/24/14
HORIZON	Illinois-Chicago - 89-69 - 11/28/05
IVY	Brown - 87-76 - 12/19/81
MAAC	Rider - 94-72 - 12/20/73
MAC	Northern Illinois - 72-70 - 12/8/06
MEAC	SC State - 71-58 - 11/29/14
MISSOURI VALLEY	Illinois State - 64-61 - 12/10/05
MOUNTAIN WEST	Never
NORTHEAST	Wagner - 78-59 - 12/15/03
OHIO VALLEY	Jacksonville St. - 66-63 - 2/21/09
PAC-12	Never
PATRIOT	Boston University - 100-81 - 12/27/73
SEC	South Carolina - 82-69 - 12/8/92
SOCON	Chattanooga - 62-55 - 3/8/14
SOUTHLAND	Texas A&M Corpus-Christi - 78-69 - 12/28/07
SWAC	Mississippi Valley St. - 62-52 - 12/22/12
SUMMIT	Oral Roberts - 80-76 - 1/16/71
WEST COAST CONF	Portland - 89-75 - 11/10/05
WAC	Never

MISCELLANEOUS STATS

DOUBLE-FIGURE SCORING

PLAYER	2016-17	CAREER	CONSECUTIVE
Mike Hughes	0	34	17
Tookie Brown	1	30	0
Ike Smith	2	23	3
Jake Allsmiller	1	10	0
Devonte Boykins	0	7	0
Shawn O'Connell	0	3	0
Coye Simmons	0	2	0
Montae Glenn	0	2	0
B.J. Gladden	1	1	1

DOUBLE FIGURE REBOUNDING

PLAYER	2016-17	CAREER	CONSECUTIVE
Coye Simmons	0	5	0
Mike Hughes	0	1	0
Ike Smith	0	1	0
Tookie Brown	1	1	1

20-POINT GAMES

PLAYER	2016-17	CAREER	CONSECUTIVE
Tookie Brown	1	11	0
Mike Hughes	0	8	0
Ike Smith	2	5	2
Jake Allsmiller	0	1	0

30-POINT GAMES

PLAYER	2016-17	CAREER	CONSECUTIVE
Tookie Brown	1	1	-

DOUBLE-DOUBLES

PLAYER	2016-17	CAREER	CONSECUTIVE
Coye Simmons	0	2	0
Ike Smith	0	1	0
Tookie Brown	1	1	1

TIMES LED IN SCORING

PLAYER	2016-17	CAREER	CONSECUTIVE
Tookie Brown	1	18	0
Mike Hughes	0	11	0
Ike Smith	1	7	1
Jake Allsmiller	0	2	0

TIMES LED IN REBOUNDING

PLAYER	2016-17	CAREER	CONSECUTIVE
Mike Hughes	0	19	0
Coye Simmons	0	12	0
Ike Smith	0	7	0
Montae Glenn	1	6	1
Shawn O'Connell	1	3	1
Tookie Brown	1	3	0
Montae Glenn	1	1	1

TIMES LED IN ASSISTS

PLAYER	2016-17	CAREER	CONSECUTIVE
Tookie Brown	2	22	7
Mike Hughes	0	11	0
Devonte Boykins	0	6	0
Jake Allsmiller	1	3	1
Ike Smith	0	1	0

STARTS

PLAYER	2016-17	CAREER	CONSECUTIVE
Mike Hughes	0	60	0
Jake Allsmiller	1	43	1
Ike Smith	2	30	5
Tookie Brown	2	29	29
Coye Simmons	0	20	0
Devonte Boykins	1	11	0
Montae Glenn	2	10	2
Shawn O'Connell	2	6	2

FIRST OFF THE BENCH

PLAYER	2016-17	CAREER	CONSECUTIVE
Shawn O'Connell	0	18	0
Devonte Boykins	1	15	1
Jake Allsmiller	1	11	0
Coye Simmons	1	8	1
Montae Glenn	0	6	0
Tookie Brown	0	1	0
Mike Hughes	0	1	0
B.J. Gladden	1	1	1

SERIES RECORDS VS 2016-17 OPPONENTS

NON-CONFERENCE OVERALL	STRK	LAST
Akron	First Meeting	
Coastal Georgia	1-0 W	11/14/16, W 92-43 (home)
Florida A&M	2-1 W2	12/28/99, W 95-63 (away)
Florida Gulf Coast	First Meeting	
Fisk	First Meeting	
FIU	3-0 W3	11/24/14, W 78-72 (Hanner)
Mercer	74-39 W3	11/26/07, W 80-69 (Hanner)*
NC State	0-4 L4	11/11/16, L 79-81 (away)
Radford	2-0 W2	2/19/85, W 48-42 (Hanner)
Savannah State	11-1 L1	12/2/15, L 67-76 (away)
Winthrop	0-3 L3	12/19/15, L 81-88 (Hanner)
Akron	First Meeting	

*Later vacated

SUN BELT	OVERALL	STRK	LAST	15-16	16-17
Appalachian St.	21-25	W4	2/25/16, W 88-63 (H)	2-0	
Arkansas St.	9-3	W7	2/18/16, W 90-59 (H)	2-0	
Coastal Carolina	0-4	L4	12/29/2009, L 64-76 (A)	--	
Georgia St.	41-17	W1	2/23/16, W 54-52 (H)	1-1	
Little Rock	16-14	L2	2/20/16, L 61-75 (H)	0-2	
UL Lafayette	2-5	L3	3/5/16, L 78-87 (A)	0-2	
ULM	5-10	L1	3/3/16, L 76-83 (A)	1-1	
South Alabama	3-9	L3	3/10/16, L 67-61 (N)	0-3	
UT Arlington	3-2	W1	2/4/16, W 82-73 (H)	1-1	
Texas State	4-1	W1	2/6/16, W 66-62 (H)	1-1	
Troy	12-6	W2	2/11/16, W 77-71 (A)	2-0	

STARTING LINEUPS

	Guard	Guard	Guard	Forward	Forward
at NCSU	Brown	Boykins	Smith	O'Connell	Glenn
vs. C. Ga.	Brown	Allsmiller	Smith	O'Connell	Glenn
at MER					
at AKR					
vs. FA&M					
vs. RU					
at SSU					
vs. FGCU					
at UM					
at FGCU					
at FIU					
at WIN					
vs. FISK					
vs. GSU					
vs. TROY					
vs. USA					
at ULL					
at ULM					
vs. APP					
vs. CCU					
at USA					
at TROY					
vs. ULM					
vs. ULL					
at CCU					
at APP					
vs. TSU					
vs. UTA					
at ASU					
at LR					
at GSU					
vs. SBC					

BREAKDOWN

Record	Guard	Guard	Guard	Forward	Forward
0-1	Brown	Boykins	Smith	O'Connell	Glenn
1-0	Brown	Allsmiller	Smith	O'Connell	Glenn

2016-17 GEORGIA SOUTHERN MEN'S BASKETBALL




0

MONTAE GLENN

6-8 • F

So. • Carrollton, Ga.



1

DEVONTE BOYKINS

6-2 • G

Jr. • Forest City, N.C.




2

MIKE HUGHES

6-3 • G

Jr. • Winston-Salem, N.C.



3

IKE SMITH

6-4 • G

So. • Gainesville, Fla.



4

TOOKIE BROWN

5-11 • G

So. • Madison, Ga.



5

B.J. GLADDEN

6-6 • F

Jr. • Charlotte, N.C.



10

JAKE ALLSMILLER

6-5 • G

Jr. • Nashville, Tenn.




11

SHAWN O'CONNELL

6-8 • F

R-So. • Roswell, Ga.



12

AUBREY McRAE

6-3 • G

R-So. • Augusta, Ga.



13

QUAN JACKSON

6-4 • G

Fr. • Tallahassee, Fla.



14

COYE SIMMONS

6-8 • F

Jr. • Winston-Salem, N.C.



21

JAMES HOLDER

6-1 • G

Sr. • Gwinnett, Ga.



24

BRANDON WIMBERLY

6-1 • G

Jr. • Macon, Ga.




25

DAVID GEORGIEV

6-7 • F

Fr. • Skopje, Macedonia



33

DOMINIQUE BULLOCK

5-11 • G

Sr. • Valdosta, Ga.



--

JARED HAMILTON

6-4 • G

So. • Charlotte, N.C.

GEORGIA SOUTHERN COACHES AND STAFF

Head Coach - Mark Byington (UNC Wilmington, 4th year)

Assistant Coaches - Andrew Wilson (Florida State, 4th year) - Larry Dixon (Johnson C. Smith, 4th year) - Ben Betts (Roanoke, 2nd year)

Director of Basketball Operations - Rob Burke (Chowan, 2nd year)

Graduate Manager - Alex Meltzer (Georgia Southern, 2nd year)

BUILDING THE EAGLES

#0 Montae Glenn Signed in fall of 2014
 #1 Devonte Boykins Signed in fall of 2013
 #2 Mike Hughes Signed in spring of 2014
 #3 Ike Smith Signed in spring of 2015
 #4 Tookie Brown Signed in spring of 2015
 #5 B.J. Gladden Signed in spring of 2016
 #10 Jake Allsmiller Signed in fall of 2013
 #11 Shawn O'Connell Signed in fall of 2013
 #12 Aubrey McRae Signed in spring of 2014
 #13 Quan Jackson Signed in fall of 2015
 #14 Coye Simmons Signed in spring of 2014
 -- Jared Hamilton Signed in spring of 2016

2016-17 GEORGIA SOUTHERN MEN'S BASKETBALL ROSTER

No.	Name	Pos.	Ht.	Wt.	Cl.	Hometown	High School/Previous
0	Montae Glenn	F	6-8	230	So.	Carrollton, Ga.	Carrollton
1	Devonte Boykins	G	6-2	180	Jr.	Forest City, N.C.	East Rutherford
2	Mike Hughes	G	6-3	190	Jr.	Winston-Salem, N.C.	Winston-Salem Prep
3	Ike Smith	G	6-4	195	So.	Gainesville, Fla.	Gainesville
4	Tookie Brown	G	5-11	180	So.	Madison, Ga.	Morgan County
5	B.J. Gladden	F	6-6	210	Jr.	Charlotte, N.C.	Olympic / Eastern Florida
10	Jake Allsmiller	G	6-5	185	Jr.	Nashville, Tenn.	Christ Presbyterian Academy
11	Shawn O'Connell	F	6-8	190	R-So.	Roswell, Ga.	Milton
12	Aubrey McRae	G	6-3	185	R-So.	Augusta, Ga.	Glenn Hills
14	Coye Simmons	F	6-8	235	Jr.	Winston-Salem, N.C.	Winston-Salem Prep
21	James Holder	G	6-1	175	Sr.	Gwinnet, Ga.	Mill Creek
24	Brandon Wimberly	G	6-1	170	Jr.	Macon, Ga.	Jones County
25	David Georgiev	F	6-7	200	Fr.	Skopje, Macedonia	American Int'l School of Bucharest
33	Dominique Bullock	G	5-11	183	Sr.	Valdosta, Ga.	Valdosta
--	Jared Hamilton	G	6-4	190	So.	Charlotte, N.C.	ABI Prep / Jacksonville State

PRONUNCIATIONS

1 - Devonte (Deh-VON-tay) Boykins
 4 - Tookie (TOO-key) Brown
 25 - David Georgiev (geor-GEE-ev)
 HC - Mark Byington (BUY-ing-ton)

2016-17 GEORGIA SOUTHERN MEN'S BASKETBALL

2015-16 TEAM SINGLE-GAME HIGHS AND LOWS

GEORGIA SOUTHERN - TEAM GAME HIGHS

POINTS	116	WEBBER INTERNATIONAL (11/13/15)
FIELD GOALS MADE	41	WEBBER INTERNATIONAL (11/13/15)
FIELD GOAL ATTEMPTS	83	WEBBER INTERNATIONAL (11/13/15)
FIELD GOAL PERCENTAGE	.530 (35-66)	TROY (01/09/16)
3 PT FIELD GOALS MADE	16	at ULM (03/03/16)
	16	APPALACHIAN STATE (02/25/16)
3 PT FG ATTEMPTS	40	ARKANSAS STATE (02/18/16)
	40	WEBBER INTERNATIONAL (11/13/15)
3 PT FG PERCENTAGE	.615 (16-26)	APPALACHIAN STATE (02/25/16)
FREE THROWS MADE	29	at Appalachian State (01/25/16)
FREE THROW ATTEMPTS	36	at Appalachian State (01/25/16)
FREE THROW PERCENTAGE	.889 (16-18)	at USC Upstate (11/27/15)
REBOUNDS	66	WEBBER INTERNATIONAL (11/13/15)
ASSISTS	27	WEBBER INTERNATIONAL (11/13/15)
STEALS	21	BOB JONES UNIVERSITY (11/30/15)
BLOCKED SHOTS	11	UT ARLINGTON (02/04/16)
TURNOVERS	18	vs The Citadel (11/25/15)
	18	at Auburn (11/20/15)
FOULS	38	at Ole Miss (11/16/15)

OPPONENT - TEAM GAME HIGHS

POINTS	100	at Appalachian State (01/25/16)
FIELD GOALS MADE	35	at Duke (12/15/15)
FIELD GOAL ATTEMPTS	66	at Duke (12/15/15)
FIELD GOAL PERCENTAGE	.541 (33-61)	at ULM (03/03/16)
	.541 (33-61)	TROY (01/09/16)
3 PT FIELD GOALS MADE	18	vs The Citadel (11/25/15)
3 PT FG ATTEMPTS	41	vs The Citadel (11/25/15)
3 PT FG PERCENTAGE	.591 (13-22)	at Little Rock (01/28/16)
FREE THROWS MADE	40	at Ole Miss (11/16/15)
FREE THROW ATTEMPTS	53	at Ole Miss (11/16/15)
FREE THROW PERCENTAGE	.952 (20-21)	WINTHROP (12/19/15)
REBOUNDS	55	at Duke (12/15/15)
ASSISTS	26	vs The Citadel (11/25/15)
STEALS	10	vs South Alabama (03/10/16)
BLOCKED SHOTS	9	at Auburn (11/20/15)
TURNOVERS	29	BOB JONES UNIVERSITY (11/30/15)
FOULS	28	vs The Citadel (11/25/15)

GEORGIA SOUTHERN - TEAM GAME LOWS

POINTS	54	GEORGIA STATE (02/23/16)
FIELD GOALS MADE	17	3 games, Last: GEORGIA STATE (02/23/16)
FIELD GOAL ATTEMPTS	46	TEXAS STATE (02/06/16)
FIELD GOAL PERCENTAGE	.269 (18-67)	SOUTH ALABAMA (01/07/16)
3 PT FIELD GOALS MADE	1	UL LAFAYETTE (01/14/16)
3 PT FG ATTEMPTS	14	UL LAFAYETTE (01/14/16)
3 PT FG PERCENTAGE	.071 (1-14)	UL LAFAYETTE (01/14/16)
FREE THROWS MADE	0	at Duke (12/15/15)
FREE THROW ATTEMPTS	4	at Duke (12/15/15)
FREE THROW PERCENTAGE	.000 (0-4)	at Duke (12/15/15)
REBOUNDS	19	at UL Lafayette (03/05/16)
ASSISTS	3	UL LAFAYETTE (01/14/16)
STEALS	0	at ULM (03/03/16)
BLOCKED SHOTS	0	at USC Upstate (11/27/15)
TURNOVERS	6	TROY (01/09/16)
	6	UL LAFAYETTE (01/14/16)
	6	LITTLE ROCK (02/20/16)
FOULS	11	GEORGIA STATE (02/23/16)

OPPONENT - GAME LOWS

POINTS	49	WEBBER INTERNATIONAL (11/13/15)
FIELD GOALS MADE	16	BOB JONES UNIVERSITY (11/30/15)
FIELD GOAL ATTEMPTS	47	at Savannah State (12/2/15)
	47	at Texas State (12/30/15)
FIELD GOAL PERCENTAGE	.262 (17-65)	WEBBER INTERNATIONAL (11/13/15)
3 PT FIELD GOALS MADE	2	at Ole Miss (11/16/15)
	2	at Georgia State (01/19/16)
3 PT FG ATTEMPTS	13	at Texas State (12/30/15)
	13	at Georgia State (01/19/16)
3 PT FG PERCENTAGE	.143 (2-14)	at Ole Miss (11/16/15)
FREE THROWS MADE	4	GEORGIA STATE (02/23/16)
FREE THROW ATTEMPTS	9	GEORGIA STATE (02/23/16)
FREE THROW PERCENTAGE	.439 (18-41)	SOUTH ALABAMA (01/07/16)
REBOUNDS	25	at Savannah State (12/2/15)
ASSISTS	5	STETSON (12/22/15)
	5	ARKANSAS STATE (02/18/16)
STEALS	1	at Appalachian State (01/25/16)
BLOCKED SHOTS	0	GEORGIA STATE (02/23/16)
TURNOVERS	8	at ULM (03/03/16)
FOULS	10	at Duke (12/15/15)
	10	APPALACHIAN STATE (02/25/16)

2015-16 INDIVIDUAL SINGLE-GAME HIGHS AND LOWS

GEORGIA SOUTHERN HIGHS

Points	34	Brown, Tookie at Appalachian State (01/25/16)
	29	Allsmiller, Jake at South Alabama (02/13/16)
	27	Brown, Tookie vs Stetson (12/22/15)
	26	Brown, Tookie vs UT Arlington (02/04/16)
	26	Brown, Tookie vs The Citadel (11/25/15)
Field Goals Made	11	Brown, Tookie at Appalachian State (01/25/16)
Field Goal Att.	22	Brown, Tookie at Appalachian State (01/25/16)
FG Pct (min 5 made)	.833 (5-6)	Smith, Ike vs Appalachian State (02/25/16)
	.833 (5-6)	Boykins, Devince vs Bob Jones University (11/30/15)
	.833 (5-6)	Simmons, Coye vs Webber International (11/13/15)
3-Point FG Made	8	Allsmiller, Jake at South Alabama (02/13/16)
3-Point FG Att.	15	Allsmiller, Jake at South Alabama (02/13/16)
3-Pt FG Pct (min 3 made)	1.000 (4-4)	Smith, Ike vs Appalachian State (02/25/16)
Free Throws Made	11	Brown, Tookie at Troy (02/11/16)
	11	Brown, Tookie at Appalachian State (01/25/16)
	11	Brown, Tookie vs The Citadel (11/25/15)
Free Throw Att.	15	Brown, Tookie vs The Citadel (11/25/15)
FT Pct (min 6 made)	1.000 (11-11)	Brown, Tookie at Troy (02/11/16)
Rebounds	11	Simmons, Coye vs Webber International (11/13/15)
Assists	7	Brown, Tookie vs Appalachian State (02/25/16)
	7	Brown, Tookie vs UT Arlington (02/04/16)
	7	Brown, Tookie vs Webber International (11/13/15)
Steals	6	Hughes, Mike vs Stetson (12/22/15)
Blocked Shots	3	Allsmiller, Jake vs Georgia State (02/23/16)
	3	O'Connell, Shawn vs UT Arlington (02/04/16)
	3	Smith, Ike vs UT Arlington (02/04/16)
Minutes	40	Smith, Ike at Georgia State (01/19/16)
	40	Hughes, Mike at Georgia State (01/19/16)

OPPONENT HIGHS

Points	37	Eaves, Frank at Appalachian State (01/25/16)
	30	JOHNSON, Keon vs Winthrop (12/19/15)
	29	Shabazz, Ronshad at Appalachian State (01/25/16)
	26	Brandon Ingram at Duke (12/15/15)
	25	Kevin Hervey at UT Arlington (01/02/16)
Field Goals Made	10	Shabazz, Ronshad at Appalachian State (01/25/16)
	10	Eaves, Frank at Appalachian State (01/25/16)
	10	Long, Shawn vs UL Lafayette (01/14/16)
Field Goal Att.	23	Eaves, Frank at Appalachian State (01/25/16)
FG Pct (min 5 made)	1.000 (6-6)	Boyanov, Georgi at South Alabama (02/13/16)
3-Point FG Made	9	Eaves, Frank at Appalachian State (01/25/16)
3-Point FG Att.	16	Eaves, Frank at Appalachian State (01/25/16)
3-Pt FG Pct (min 3 made)	1.000 (3-3)	Derryck Thornton at Duke (12/15/15)
	1.000 (3-3)	SPAN, Jure at USC Upstate (11/27/15)
Free Throws Made	15	Moody, Stefan at Ole Miss (11/16/15)
Free Throw Att.	17	Moody, Stefan at Ole Miss (11/16/15)
FT Pct (min 6 made)	1.000 (8-8)	HOLMES, Deion at USC Upstate (11/27/15)
Rebounds	17	Long, Shawn vs UL Lafayette (01/14/16)
	17	Saiz, Sebastian at Ole Miss (11/16/15)
Assists	10	P.J. Boutte vs The Citadel (11/25/15)
Steals	4	Boyanov, Georgi vs South Alabama (03/10/16)
	4	PINKETT, Khlen at Savannah State (12/2/15)
Blocked Shots	4	Roberson, Anthony at Texas State (12/30/15)

2016-17 GEORGIA SOUTHERN MEN'S BASKETBALL

THE LAST TIME

GEORGIA SOUTHERN INDIVIDUALS...

Scored 30 Points: (Home) - Jelani Hewitt (33) vs. Florida International, 11/24/14; (Away) - Tookie Brown (34) at Appalachian State, 1/25/16

Scored 35 Points: (Home) - Jelani Hewitt (38) vs. Campbell, 11/30/13; (Away) - Julius Jenkins (37) at Western Carolina, 1/25/03

Scored 40 Points: (Home) - Elton Nesbitt (43) vs. Chattanooga, 1/17/05; (Away) - Johnny Mills (40) at Samford, 2/3/73

Had 15+ Rebounds: Eric Ferguson (16) at UT Arlington, 12/30/14

Had 20+ Rebounds: Kevin Anderson (21) vs. Mercer, 3/1/77

Had a Triple-Double: None

Two Players Had Double-Figure Rebounds: Coye Simmons (10), Angel Matias (16) vs. Johnson Univ., 11/22/14

Three Players Had Double-Figure Rebounds: Kashien Latham (10), Wayne Wooley (11), Frank Bennett (10) vs. High Point, 11/25/2000

Two Players Had Double-Doubles: Angel Matias (12 pts, 16 reb), Coye Simmons (10 pts, 10 reb) vs. Johnson Univ. 11/22/14

Five Scorers in Double-Figures: Mike Hughes (18), Ike Smith (10), Tookie Brown (15), Jake Allsmiller (17) and Montae Glenn (10) vs. Ark State, 2/18/16

Six Scorers in Double-Figures: Ike Smith (11), Jake Allsmiller (11), Tookie Brown (12), Jason Burnell (19), Coye Simmons (10), Jonathan Sanks (12) vs. Webber, 11/13/15

Seven Scorers in Double-Figures: Rory Spencer (13), Marvin Baynham (10), Ben Drayton (16), Eric Ferguson (16), Jelani Hewitt (17), Tre Bussey (10), Cameron Baskerville (11) vs. Reinhardt, 11/18/10

Three players scored 20+ Points: Tookie Brown (26), Mike Hughes (23), Ike Smith (20) vs. UT Arlington, 2/4/16

Led GS in Points, Rebounds and Assists: Tookie Brown (26 pts, 10 reb, 3 asst) at NC State, 11/11/16

Had 5 3-Pointers: Jake Allsmiller (8) at South Alabama, 2/13/16

Had Consecutive Double-Doubles: Eric Ferguson 1/2/13-1/5/13

Had Three Straight Double-Doubles: Matthew Fields, 2/16/08, 2/20/08, 2/23/08

10+ Assists: C.J. Reed (10) at Western Carolina, 1/26/13

5+ Steals: Mike Hughes (5) at UL Lafayette, 3/5/16

5+ Blocks: Eric Ferguson (5) at Wofford, 1/12/13

Played all 40 Minutes of Regulation Game: Jelani Hewitt (40) vs. Georgia State, 3/15/16

Played 40+ Minutes: Mike Hughes (40) and Ike Smith (40) at Georgia State, 1/19/16

GEORGIA SOUTHERN TEAM...

Won an Overtime Game: 93-88 (OT) vs. Troy, 9/7/16

Lost an Overtime Game: 66-69 (OT) at Georgia State, 1/19/16

Played Two Overtimes: at East Tennessee State (4 OT), 1/12/98 (W, 104-101)

Played Three Overtimes: at East Tennessee State (4 OT), 1/12/98 (W, 104-101)

Shot 50-59 percent: 54.7 (35-64) vs. Coastal Georgia, 11/14/16

Shot 60-69 percent: 60.4 (29-48) vs. Brewton-Parker, 12/8/12

Shot 70 percent or better: 70.0 vs. Hardin-Simmons, 1/31/87

Shot 50 percent for a Half: 52.6 (2nd, 20-38) vs. Coastal Georgia, 11/14/16

Shot 50 percent in both Halves: 57.7 (1st, 15-26), 52.6 (2nd, 20-38) vs. Coastal Georgia, 11/14/16

Shot 60 percent for a Half: 61.5 (2nd, 16-26) vs. UT Arlington, 2/4/16

Shot Under 30 Percent: 26.9 (18-67) vs South Alabama, 1/7/16

Shot Under 30 Percent in a Both Halves: 25.8 (1st), 27.7 (2nd) vs. South Alabama, 1/7/16

Shot Under 20 Percent in a Half: 18.2 (1st, 4-22) at Furman, 2/25/13

Made 10 3-Pointers: 16 (16-30) at ULM, 3/3/16

Made 15 3-Pointers: 16 (16-30) at ULM, 3/3/16

Made No 3-Pointers: 0-15 at Samford, 1/29/09

Shot 90 Percent Free Throws: 90.0% (9-10) at Samford, 1/6/14

Shot 100 Percent Free Throws: 100% (6-6) vs. UCG, 3/2/13

Shot Under 50 Percent Free Throws: .000 (0-4) at Duke, 12/15/15

Attempted Less Than Five Free Throws: 4 (0-4) at Duke, 12/15/15

Attempted 30+ Free Throws: 32 at NC State, 11/11/16

Attempted 35+ Free Throws: 36 at Appalachian State, 1/25/16

Made 20+ Free Throws: 20 at NC State, 11/11/16

Made 30+ Free Throws: 31 vs. Fla International, 12/24/14

Scored 100 Points (Sun Belt game): 101 at Appalachian State, 1/25/16

Scored 100 Points (Non-Sun Belt game): 104 vs. Toccoa Falls 11/16/13

Scored 100 Points in a win: 101 at Appalachian State, 1/25/16

Scored 100 Points in a loss: 106 at Centenary, 2/13/92

Scored under 40 points: 36 vs. Ga. State, 3/15/15

Allowed 100 Points: 100 at Appalachian State, 1/25/16

Allowed less than 40 points: 38 vs. Georgia State, 3/15/15

Allowed less than 40 points and lost: 38 vs. Georgia State, 3/15/15

Bench scored 50+ Points: 54, Bob Jones, 11/30/15

Bench scored 40+ Points: 54, Bob Jones, 11/30/15

Bench scored zero points: at South Florida, 12/15/14

Had Less Than 10 Turnovers: 8 vs. Coastal Georgia, 11/14/16

Had 60+ Rebounds: 66 vs. Webber International, 11/13/15

Had 50+ Rebounds: 66 vs. Webber International, 11/13/15

Had 30+ Assists: 30, Chattanooga, 1/17/05

Had 20+ Assists: 21 at Duke, 12/15/15

Had 15+ Assists: 16 vs. Coastal Georgia, 11/14/16

Had 20+ Steals: 21 vs. Bob Jones University, 11/30/15

Had 15+ Steals: 21 vs Bob Jones University, 11/30/15

Had 10+ Steals: 12 vs. Coastal Georgia, 11/14/16

Had 10+ Blocks: 11 vs. UT Arlington, 2/4/16

Had 5+ Blocks: 8 vs. Georgia State, 2/25/16

OPPONENT INDIVIDUALS...

Scored 40 Points: Tim Smith (41) vs. East Tennessee State, 2/26/05

Scored 35 Points: Frank Eaves (37) at Appalachian State, 1/25/16

Scored 30 Points: Frank Eaves (37) at Appalachian State, 1/25/16

Five Scorers in Double-Figures: Abdul-Malik Abu (15), Torin Dorn (12), Terry Henderson (23), Dennis Smith, Jr. (11), Maverick Rowan (17) at NC State, 11/11/16

Two Players Had Double-Figure Rebounds: Abdul-Malik Abu (11), Torin Dorn (11) at NC State, 11/11/16

Had 15 Rebounds: Devonta Walker (16) at UL Lafayette, 3/5/16

Had 20 Rebounds: Dillion Sneed (22) vs. East Tennessee State, 2/26/05

Had 10 Assists: P.J. Boutte (10) vs. The Citadel (11/25/15)

Had 5 Blocked Shots: Abdul-Malik Abu (6) at NC State, 11/11/16

Had 5 Steals: Tashawn Desir (6) vs. FIU, 11/14/14

OPPONENT TEAM...

Scored 100 Points: 100 at Appalachian State 1/35/16

Shot 50 Percent: 54.1(33-61) vs.ULM, 3/3/16

Shot 60 Percent: 61.1 (33-54) vs. Chattanooga, 2/4/10

Shot Under 25 Percent: 23.1 (12-52) vs. Coastal Georgia, 11/14/16

Shot Under 30 Percent: 23.1 (12-52) vs. Coastal Georgia, 11/14/16

Shot Under 35 Percent: 29.0 (18-62) vs. Appalachian State, 2/25/16

Shot 70 Percent for a Half: 73.1 (2nd, 19-26) vs. South Alabama, 2/19/15

Shot 60 Percent for a Half: 64.5 (2nd, 20-31) at ULM, 3/3/16

Shot 50 Percent in Both Halves: 50.0 (1st), 58.3 (2nd) at South Alabama, 2/13/16

Shot Under 30 Percent in a Half: 24.0 (2nd, 6-25) vs. Coastal Georgia, 11/14/16

Shot Under 20 Percent in a Half: 17.2 (1st, 5-29) vs. Toccoa Falls, 11/29/14

Shot Under 30 Percent in both Halves: 22.2 (1st, 6-27), 24.0 (2nd, 6-25) vs. Coastal Georgia, 11/14/16

Shot Under 50 Percent Free Throws: 44.4 (4-9) vs. Georgia State, 2/23/16

Attempted 30 Free Throws: 33 at NC State, 11/11/16

Attempted 40 Free Throws: 41 vs. South Alabama, 1/7/16

Made 20+ Free Throws: 23 at NC State, 11/11/16

Made 30+ Free Throws: 40 at Ole Miss, 11/16/15

Shot 90 Percent Free Throws: 95.2 (20-21) vs. Wintrop, 12/18/15

Made 10+ 3-pointers: 10 vs. Little Rock 2/20/16

Made 15 3-pointers: 18 vs. The Citadel, 11/25/15

Had 50+ Rebounds: 55 at Duke, 12/15/15

Had 20+ Assists: 26 vs. The Citadel, 11/25/15

2016-17 GEORGIA SOUTHERN MEN'S BASKETBALL

SEASON/CAREER HIGHS

#0 Montae Glenn

	PTS	REB	ASSISTS	STEALS	BLOCKS	FG MADE	FG ATT.	3-PTS MADE	3-PTS ATT.	FT MADE	FT ATT.	MIN.
Season	9 vs Coastal Ga., 11/14	6, twice, vs Coastal Ga., 11/14	-	-	2 5 at NC State, 11/11	4 vs Coastal Ga., 11/14	6, twice, vs Coastal Ga., 11/14	-	-	1, twice, vs Coastal Ga., 11/14	3 vs Coastal Ga., 11/14	21 vs Coastal Ga., 11/14
Career	11 vs Citadel, 11/25/15	8, 5 times, vs Ark St, 2/18/16	1, 3 times, at Troy, 2/11/16	2 vs Bob Jones, 11/30/15	2, twice, 5 at NC State, 11/11	4, 7 times, vs Coastal Ga., 11/14/16	6, 6 times, vs Coastal Ga., 11/14/16	None	1 at Duke, 12/15/15	3, 4 times, vs Winthrop, 12/19/15	5 vs Citadel, 11/25/15	21 vs Coastal Ga., 11/14/16

#1 Devonte Boykins

	PTS	REB	ASSISTS	STEALS	BLOCKS	FG MADE	FG ATT.	3-PTS MADE	3-PTS ATT.	FT MADE	FT ATT.	MIN.
Season	7 vs Coastal Ga., 11/14	4 at NC State, 11/11	2, twice, vs Coastal Ga., 11/14	2, twice, vs Coastal Ga., 11/14	-	3 vs Coastal Ga., 11/14	4 vs Coastal Ga., 11/14	1 vs Coastal Ga., 11/14	2 vs Coastal Ga., 11/14	-	-	29 at NC State, 11/11
Career	15 at App St., 1/25/16	7 at Troy, 2/11/16	6 vs Johnson, 11/22/14	3 vs Bob Jones, 11/30/15	1, 3 times, vs USA, 3/10/16	5 at Duke, 12/15/15	10, twice, at Au- burn, 11/20/15	2, 5 times, at ULM, 3/3/16	6, twice, at Up- state, 11/27/15	9 at App St., 1/25/16	10 at App St., 1/25/16	33 vs Little Rock, 2/20/16

#2 Mike Hughes

	PTS	REB	ASSISTS	STEALS	BLOCKS	FG MADE	FG ATT.	3-PTS MADE	3-PTS ATT.	FT MADE	FT ATT.	MIN.
Season	-	-	-	-	-	-	-	-	-	-	-	-
Career	24, twice, at ULM, 3/3/16	11 vs. FIU, 11/24/15	6 vs. Ark. St., 2/12/15	6 vs Stetson, 12/22/15	2, 3 times, vs UTA, 2/4/16	10 at UTA, 1/2/16	18 at Arkansas St., 1/30/16	5 at ULM, 3/3/16	11 at Ga. State, 1/19/16	8 vs Bob Jones, 11/30/15	11 vs Troy, 1/9/16	43 at LR, 2/14/15

#3 Ike Smith

	PTS	REB	ASSISTS	STEALS	BLOCKS	FG MADE	FG ATT.	3-PTS MADE	3-PTS ATT.	FT MADE	FT ATT.	MIN.
Season	23 vs Coastal Ga., 11/14	6 vs Coastal Ga., 11/14	2 vs Coastal Ga., 11/14	2 vs Coastal Ga., 11/14	-	9 vs Coastal Ga., 11/14	17 at NC State, 11/11	1 vs Coastal Ga., 11/14	2 at NC State, 11/11	4, twice, vs Coastal Ga., 11/14	6 at NC State, 11/11	26 vs Coastal Ga., 11/14
Career	23, twice, vs Coastal Ga., 11/14/16	10 vs USA, 3/10/16	3, twice, at Arkansas St., 1/30/16	5 vs Webber, 11/13/15	3 vs UTA, 2/4/16	9 vs Coastal Ga., 11/14/16	18 at Ga. State, 1/19/16	4 vs App St, 2/25/16	9, twice, vs Ark St, 2/18/16	8 at Texas St., 12/30/15	10, 3 times, vs UTA, 2/4/16	40 vs Ga. State, 1/19/16

#4 Tookie Brown

	PTS	REB	ASSISTS	STEALS	BLOCKS	FG MADE	FG ATT.	3-PTS MADE	3-PTS ATT.	FT MADE	FT ATT.	MIN.
Season	26 at NC State, 11/11	10 at NC State, 11/11	3, twice, vs Coastal Ga., 11/14	2, twice, vs Coastal Ga., 11/14	2 vs Coastal Ga., 11/14	8 at NC State, 11/11	23 at NC State, 11/11	2 at NC State, 11/11	11 at NC State, 11/11	8 at NC State, 11/11	12 at NC State, 11/11	36 at NC State, 11/11
Career	34 at App St., 1/25/16	10 at NC State, 11/11, 16	7, 3 times, vs App St, 2/25/16	4, twice, vs Troy, 1/9/16	2, twice, vs Coastal Ga., 11/14/16	11 at App St., 1/25/16	23 at NC State, 11/11/16	4, twice, vs Texas St., 2/6/16	11 at NC State, 11/11	11, 3 times, at Troy, 2/11/16	15 vs Citadel, 11/25/15	39 vs Texas St., 2/6/16

2016-17 GEORGIA SOUTHERN MEN'S BASKETBALL

SEASON/CAREER HIGHS

#5 B.J. Gladden

	PTS	REB	ASSISTS	STEALS	BLOCKS	FG MADE	FG ATT.	3-PTS MADE	3-PTS ATT.	FT MADE	FT ATT.	MIN.
Season	15 vs Coastal Ga., 11/14	5 vs Coastal Ga., 11/14	1 vs Coastal Ga., 11/14	2 vs Coastal Ga., 11/14	-	5 vs Coastal Ga., 11/14	7 vs Coastal Ga., 11/14	1 vs Coastal Ga., 11/14	3 vs Coastal Ga., 11/14	4 vs Coastal Ga., 11/14	9 vs Coastal Ga., 11/14	19 vs Coastal Ga., 11/14
Career	15 vs Coastal Ga., 11/14/16	7 at W. Michigan, 1/24/15	2, 4 times, vs Buffalo, 2/7/15	2 vs Coastal Ga., 11/14/16	2 vs Toledo, 2/18/16	5, twice, vs Coastal Ga., 11/14/16	10 at W. Michigan, 1/24/15	1, 5 times, vs Coastal Ga., 11/14/16	3 vs Coastal Ga., 11/14/16	4 vs Coastal Ga., 11/14/16	9 vs Coastal Ga., 11/14/16	26 at W. Michigan, 1/24/15

#10 Jake Allsmiller

	PTS	REB	ASSISTS	STEALS	BLOCKS	FG MADE	FG ATT.	3-PTS MADE	3-PTS ATT.	FT MADE	FT ATT.	MIN.
Season	11 at NC State, 11/11	-	3 vs Coastal Ga., 11/14	1 vs Coastal Ga., 11/14	-	4 at NC State, 11/11	5, twice, vs Coastal Ga., 11/14	3 at NC State, 11/11	5 vs Coastal Ga., 11/14	2 vs Coastal Ga., 11/14	3 vs Coastal Ga., 11/14	29 at NC State, 11/11
Career	29 at S. Alabama, 2/13/16	5 vs ULM, 1/16/16	4 Texas St., 2/6/16	4 vs Bob Jones, 11/30/15	3 vs Ga. State, 2/23/16	9 at S. Alabama, 2/13/16	16 at S. Alabama, 2/13/16	8 at S. Alabama, 2/13/16	15 at S. Alabama, 2/13/16	4 at ULL, 3/5/16	4 at ULL, 3/5/16	39 vs Troy, 1/9/16

#11 Shawn O'Connell

	PTS	REB	ASSISTS	STEALS	BLOCKS	FG MADE	FG ATT.	3-PTS MADE	3-PTS ATT.	FT MADE	FT ATT.	MIN.
Season	9, twice, vs Coastal Ga., 11/14	7 at NC State, 11/11	-	-	1 vs Coastal Ga., 11/14	4 vs Coastal Ga., 11/14	9 at NC State, 11/11	1 vs Coastal Ga., 11/14	2, twice, vs Coastal Ga., 11/14	3 at NC State, 11/11	4 at NC State, 11/11	29 at NC State, 11/11
Career	10, 3 times, at App St., 1/25/16	8, 3 times, vs ULL, 1/14/16	2, twice, at App St., 1/25/16	1, 9 times, vs USA, 3/10/16	3 vs UTA, 2/4/16	4, 3 times, vs Coastal Ga., 11/14/16	9 at NC State, 11/11	1 vs Coastal Ga., 11/14/16	2, twice, vs Coastal Ga., 11/14/16	6, twice, vs ULL, 1/14/16	8 vs Webber, 11/13/15	29 at NC State, 11/11/16

#12 Aubrey McRae

	PTS	REB	ASSISTS	STEALS	BLOCKS	FG MADE	FG ATT.	3-PTS MADE	3-PTS ATT.	FT MADE	FT ATT.	MIN.
Season	6 vs Coastal Ga., 11/14	-	1 vs Coastal Ga., 11/14	1 vs Coastal Ga., 11/14	-	2 vs Coastal Ga., 11/14	6 vs Coastal Ga., 11/14	2 vs Coastal Ga., 11/14	5 vs Coastal Ga., 11/14	-	-	11 vs Coastal Ga., 11/14
Career	6, twice, vs Coastal Ga., 11/14/16	2 vs Ark St, 2/18/16	1, 3 times, vs Coastal Ga., 11/14/16	3, twice, vs Bob Jones, 11/30/15	None	3 vs Bob Jones, 11/30/15	6, twice, vs Coastal Ga., 11/14/16	2 vs Coastal Ga., 11/14/16	5 vs Coastal Ga., 11/14/16	None	2 vs Webber, 11/13/15	12 vs Bob Jones, 11/30/15

#13 Quan Jackson

	PTS	REB	ASSISTS	STEALS	BLOCKS	FG MADE	FG ATT.	3-PTS MADE	3-PTS ATT.	FT MADE	FT ATT.	MIN.
Season/Career	-	-	-	-	-	-	-	-	-	-	-	-

#14 Coye Simmons

	PTS	REB	ASSISTS	STEALS	BLOCKS	FG MADE	FG ATT.	3-PTS MADE	3-PTS ATT.	FT MADE	FT ATT.	MIN.
Season	4 at NC State, 11/11	6 at NC State, 11/11	-	-	1 at NC State, 11/11	1, twice, vs Coastal Ga., 11/14	5 at NC State, 11/11	-	-	2 at NC State, 11/11	3 vs Coastal Ga., 11/14	19 at NC State, 11/11
Career	10, twice, vs Troy, 1/9/16	11 vs Webber, 11/13/15	2 at Arkansas St., 1/30/16	1, 5 times, at ULL, 3/5/16	1, 10 times, at NC State, 11/11/16	5 vs Webber, 11/13/15	8 vs Winthrop, 12/19/15	None	None	4, twice, vs Troy, 1/9/16	6, 5 times, vs USA, 3/10	29, twice, at Ga. State, 1/19/16

CAREER GAME-BY-GAME STATS

#0 MONTAE GLENN

2016-17 Game-By-Game Stats (Sophomore)

Opponent	MPFG-A	3G-A	FT-A	REBAST	TO	BLK	STL	PTS
11/11 at NC State	17	2-6	0-0	1-2	6	0	0	2
11/14 vs Coastal Ga.	21	4-6	0-0	1-3	6	0	0	0

2015-16 Game-By-Game Stats (Freshman)

Opponent	MPFG-A	3G-A	FT-A	REBAST	TO	BLK	STL	PTS
11/13 vs WEBBER	15	4-6	0-0	1-2	8	0	0	2
11/16 at Ole Miss	14	2-2	0-0	0-0	1	0	0	0
11/20 at Auburn	15	0-3	0-0	0-0	8	0	0	0
11/25 vs Citadel	18	4-6	0-0	3-5	7	0	1	1
11/27 at Upstate	18	4-6	0-0	1-1	2	1	0	0
11/30 vs BIJ	19	2-2	0-0	3-4	5	0	2	0
12/2 at Sav. St.	16	3-3	0-0	1-2	2	1	2	0
12/15 at Duke	11	1-5	0-1	0-0	3	1	0	0
12/19 vs WINTHROP	13	2-2	0-0	3-4	5	0	0	1
12/22 vs STETSON	17	2-2	0-0	0-0	6	0	0	1
12/30 at Texas St.	11	2-4	0-0	1-2	4	0	0	0
1/2 at UT Arlington	15	2-4	0-0	2-2	4	0	1	1
1/7 vs S. ALABAMA	19	2-5	0-0	0-0	8	0	1	0
1/30 at Arkansas St.	4	0-0	0-0	0-0	2	0	0	0
2/4 vs UT ARLINGTON	2	0-0	0-0	2-2	0	0	0	0
2/6 vs TEXAS STATE	6	0-1	0-0	0-0	0	0	1	0
2/11 at Troy	20	4-6	0-0	1-1	3	1	1	1
2/13 at S. Alabama	11	0-1	0-0	0-0	1	0	1	0
2/18 vs ARKANSAS ST.	14	4-5	0-0	2-2	8	0	3	0
2/20 vs LITTLE ROCK	16	1-4	0-0	0-0	3	0	0	1
2/23 vs GA. STATE	7	0-0	0-0	0-0	0	0	0	0
2/25 vs APP STATE	14	4-5	0-0	0-0	4	1	0	0
3/3 at ULM	10	0-2	0-0	0-0	3	0	0	1
3/5 at UL Lafayette	13	1-2	0-0	1-1	3	0	0	1
3/10 vs S. Alabama	9	2-2	0-0	0-0	3	0	1	0

#1 DEVONTE BOYKINS

2016-17 Game-By-Game Stats (Junior)

Opponent	MPFG-A	3G-A	FT-A	REBAST	TO	BLK	STL	PTS
11/11 at NC State	29	0-2	0-1	0-0	4	2	4	0
11/14 vs Coastal Ga.	23	3-4	1-2	0-0	1	2	1	0

2015-16 Game-By-Game Stats (Sophomore)

Opponent	MPFG-A	3G-A	FT-A	REBAST	TO	BLK	STL	PTS
11/13 vs WEBBER	19	2-4	0-2	0-1	6	4	2	0
11/16 at Ole Miss	26	3-10	2-6	5-7	2	4	2	0
11/20 at Auburn	28	1-10	1-5	3-4	0	1	1	0
11/25 vs Citadel	22	2-6	1-3	2-2	2	2	1	0
11/27 at Upstate	32	3-9	2-6	2-2	2	3	2	0
11/30 vs BIJ	21	4-6	0-1	0-0	3	4	1	0
12/2 at Sav. St.	27	0-1	0-1	1-2	0	3	1	0
12/15 at Duke	26	5-9	1-4	0-0	1	3	2	0
12/19 vs WINTHROP	19	1-3	1-1	1-2	1	1	1	0
12/22 vs STETSON	22	3-4	1-2	4-6	2	3	2	0
12/30 at Texas St.	24	1-4	0-1	4-4	1	2	0	0
1/2 at UT Arlington	22	0-3	0-2	0-2	1	5	3	0
1/7 vs S. ALABAMA	17	0-3	0-2	2-2	5	1	2	0
1/9 vs TROY	19	2-6	0-3	0-0	1	1	0	0
1/14 vs UL LAFAYETTE	21	2-4	0-0	0-0	2	0	1	0
1/16 vs ULM	22	2-5	1-2	2-2	2	1	0	0
1/19 at Ga. State	18	0-2	0-0	0-0	2	2	2	0
1/25 at App State	31	3-5	0-1	9-10	3	1	2	0
1/28 at Little Rock	24	1-4	0-1	2-2	0	2	0	1
1/30 at Arkansas St.	13	1-2	1-2	0-0	2	0	0	0
2/4 vs UT ARLINGTON	20	0-2	0-1	0-0	0	2	1	0
2/6 vs TEXAS STATE	26	3-5	0-0	2-2	5	0	1	0
2/11 at Troy	31	3-8	1-3	0-0	7	3	2	0
2/13 at S. Alabama	26	0-5	0-2	1-4	2	3	0	0
2/18 vs ARKANSAS ST.	20	3-8	0-1	2-2	6	1	0	0
2/20 vs LITTLE ROCK	33	2-4	2-3	5-8	2	0	0	1
2/23 vs GA. STATE	18	1-3	0-2	3-4	1	0	0	1
2/25 vs APP STATE	23	3-8	1-2	0-0	2	1	1	0
3/3 at ULM	26	2-3	2-3	0-0	3	2	1	0
3/5 at UL Lafayette	26	2-7	0-1	2-3	0	2	1	0
3/10 vs S. Alabama	25	1-4	0-2	1-4	3	0	1	1

2014-15 Game-By-Game Stats (Freshman)

Opponent	MPFG-A	3G-A	FT-A	REBAST	TO	BLK	STL	PTS
11/14 at ILL	4	0-0	0-0	0-0	1	0	2	0
11/18 vs TRINITY	20	4-6	2-3	0-0	2	2	0	2
11/22 vs JSON U	20	1-5	1-4	0-0	1	6	0	0
11/24 vs FIU	5	0-1	0-1	0-0	2	0	0	0
11/29 vs SCSU	10	0-1	0-1	0-0	1	0	0	1
12/2 at UCF	6	0-0	0-0	0-0	0	0	1	0
12/15 at USF	8	0-0	0-0	0-0	1	0	1	0
12/22 vs TRUETT	15	3-5	1-3	0-0	1	3	0	1
12/30 at UTA	1	0-0	0-0	0-0	0	0	0	0
1/8 at ARK ST	3	0-0	0-0	0-0	0	0	0	0
1/10 at UTA	5	0-1	0-1	0-0	2	0	0	0
1/15 vs ULL	1	0-0	0-0	0-0	0	0	1	0
1/17 at TROY	1	0-0	0-0	0-0	0	0	0	0
1/22 at TEX ST	3	0-1	0-0	0-0	1	0	0	0
1/29 vs APP	8	2-2	1-1	0-0	0	1	1	0
1/31 vs UALR	7	0-0	0-0	0-0	1	1	0	0
2/12 vs ARK ST	3	0-0	0-0	0-0	0	1	0	0
2/14 at UALR	3	0-0	0-0	0-0	0	0	0	0
2/19 vs TROY	4	0-0	0-0	0-0	2	0	1	0
2/21 vs APP	4	0-0	0-0	0-0	0	0	0	0
2/26 at UTA	12	2-2	0-0	5-6	4	1	0	2
2/28 at ULL	3	0-0	0-0	0-0	0	0	0	0
3/5 vs UTA	6	0-1	0-1	0-0	1	0	0	0
3/7 at GAST	1	0-0	0-0	0-0	0	0	0	0
3/14 vs ULM	1	0-0	0-0	0-0	0	0	0	0

#2 MIKE HUGHES

2015-16 Game-By-Game Stats (Sophomore)

Opponent	MPFG-A	3G-A	FT-A	REBAST	TO	BLK	STL	PTS
11/13 vs WEBBER	22	3-6	1-2	1-4	7	2	2	0
11/16 at Ole Miss	32	3-10	3-6	4-5	4	1	0	1
11/20 at Auburn	26	5-10	2-5	3-4	4	1	5	0
11/25 vs Citadel	32	2-8	2-3	7-8	7	1	3	0
11/27 at Upstate	25	2-6	1-4	3-4	5	1	0	3
11/30 vs BIJ	18	1-3	1-3	8-10	5	1	1	0
12/2 at Sav. St.	32	3-10	1-6	0-0	4	1	1	0
12/15 at Duke	26	6-9	2-3	0-0	1	2	1	0
12/19 vs WINTHROP	17	0-4	0-3	3-4	3	1	2	0
12/22 vs STETSON	28	3-11	1-7	0-0	6	3	1	0
12/30 at Texas St.	25	1-5	0-2	5-5	3	1	3	1
1/2 at UT Arlington	35	10-17	4-8	0-1	3	3	5	0
1/7 vs S. ALABAMA	28	2-9	1-6	4-6	4	0	1	0
1/9 vs TROY	37	7-11	3-5	5-11	4	2	0	1
1/14 vs UL LAFAYETTE	35	4-14	0-4	6-8	4	0	0	3
1/16 vs ULM	37	4-6	3-4	4-5	6	2	2	0
1/19 at Ga. State	40	5-16	4-11	2-2	4	3	0	4
1/25 at App State	38	6-11	3-6	4-6	9	3	1	2
1/28 at Little Rock	35	6-14	2-9	2-3	7	2	1	0
1/30 at Arkansas St.	34	7-18	4-10	3-4	4	3	0	2
2/4 vs UT ARLINGTON	33	7-14	4-8	5-8	2	1	4	2
2/6 vs TEXAS STATE	30	7-10	2-5	2-2	3	1	2	0
2/11 at Troy	31	3-9	1-5	7-9	8	1	3	1
2/13 at S. Alabama	33	8-16	3-7	4-5	8	5	4	0
2/18 vs ARKANSAS ST.	24	6-14	3-8	3-5	7	2	2	0
2/23 vs GA. STATE	35	7-15	4-8	3-4	7	1	4	1
2/25 vs APP STATE	28	5-11	2-4	0-0	5	3	0	0
3/3 at ULM	33	8-15	5-8	3-4	0	0	3	0
3/5 at UL Lafayette	35	8-14	3-6	4-4	4	0	1	5
3/10 vs S. Alabama	23	2-10	2-8	4-5	4	0	3	0

2014-15 Game-By-Game Stats (Freshman)

Opponent	MPFG-A	3G-A	FT-A	REBAST	TO	BLK	STL	PTS
11/14 at ILL	28	2-4	1-2	0-3	4	2	1	1
11/18 vs TRINITY	26	4-7	1-4	1-2	4	4	2	0
11/22 vs JSON U	26	4-6	3-4	1-1	3	4	2	0
11/24 vs FIU	31	1-4	1-4	6-7	11	2	1	0
11/29 vs SCSU	34	3-7	1-3	4-4	7	3	1	0
12/2 at UCF	32	2-5	0-1	1-1	7	2	0	0
12/15 at USF	33	2-5	0-1	2-4	6	4	1	0
12/18 at STET	33	1-3	0-2	2-2	8	2	2	0
12/22 vs TRUETT	15	0-4	0-3	0-0	2	4	2	0
12/30 at UTA	26	3-5	2-4	1-2	4	1	1	0
1/3 vs TEX ST	19	1-4	0-2	0-0	0	1	3	0
1/8 at ARK ST	37	4-7	2-4	0-1	6	1	1	1
1/10 at USA	32	4-6	1-2	2-5	3	5	2	1
1/15 vs ULL	33	5-9	2-4	6-9	7	3	0	0
1/17 at TROY	26	2-10	0-5	0-0	2	1	1	0
1/22 at TEX ST	33	3-8	1-4	0-0	3	1	3	0
1/24 at ULM	29	1-4	0-2	1-2	2	4	2	0
1/29 vs APP	24	3-4	0-0	0-0	6	0	1	0
1/31 vs UALR	29	2-3	1-2	0-0	8	4	2	1
2/5 vs GAST	34	4-7	3-4	4-4	4	1	2	1
2/7 vs ULM	38	3-9	1-5	0-0	6	3	1	0
2/12 vs ARK ST	32	0-3	0-3	0-0	3	6	1	0
2/14 at UALR	43	3-7	2-5	4-6	2	1	2	0
2/19 vs TROY	33	5-9	4-7	0-2	7	1	3	0
2/21 vs USA	34	3-8	0-3	7-7	7	2	1	0
2/26 at APP	31	3-6	1-2	1-2	6	1	1	0
2/28 at ULL	24	1-4	0-1	0-0	3	1	0	0
3/5 vs UTA	31	6-10	1-5	3-3	5	1	1	0
3/7 at GAST	30	1-3	1-1	0-0	4	2	1	0
3/14 vs ULM	25	1-5	0-2	0-0	2	1	0	0
3/15 vs GAST	39	3-9	1-5	0-1	9	2	0	0

#3 IKE SMITH

2016-17 Game-By-Game Stats (Sophomore)

Opponent	MPFG-A	3G-A	FT-A	REBAST	TO	BLK	STL	PTS
11/11 at NC State	24	8-17	0-2	4-6	4	0	0	0
11/14 vs Coastal Ga.	26	9-12	1-1	4-5	6	2	3	0

CAREER GAME-BY-GAME STATS

#4 TOOKIE BROWN

2016-17 Game-By-Game Stats (Sophomore)

Opponent	MPFG-A 3G-A FT-A REBAST TO BLK STL PTS
11/11 at NC State	36 8-23 2-11 8-12 10 3 0 0 2 26
11/14 vs Coastal Ga.	29 3-9 1-4 1-2 5 3 0 2 2 8

2015-16 Game-By-Game Stats (Freshman)

Opponent	MPFG-A 3G-A FT-A REBAST TO BLK STL PTS
11/13 vs WEBBER	20 4-10 2-5 2-4 1 7 3 0 4 12
11/16 at Ole Miss	22 2-11 0-4 4-4 2 4 1 0 2 8
11/20 at Auburn	23 2-7 0-3 7-8 2 1 4 0 3 11
11/25 vs Citadel	28 7-13 1-2 11-15 5 5 2 0 2 26
11/27 at Upstate	25 4-11 2-4 6-6 0 4 2 0 0 16
11/30 vs BJU	19 6-12 2-3 1-1 5 3 1 0 1 15
12/2 at Sav. St.	27 2-9 1-2 8-9 1 1 4 2 1 13
12/15 at Duke	34 8-18 4-6 0-2 2 4 0 0 2 20
12/19 vs WINTHROP	37 9-17 3-6 4-4 3 4 5 0 2 25
12/22 vs STETSON	35 10-18 3-6 4-6 4 5 2 0 2 27
12/30 at Texas St.	35 3-13 1-3 7-8 2 3 2 0 0 14
1/2 at UT Arlington	22 5-12 2-4 5-6 3 2 0 0 3 17
1/7 vs S. ALABAMA	35 5-18 1-6 6-10 3 2 0 0 1 17
1/9 vs TROY	37 7-15 2-8 3-5 5 4 1 0 4 19
1/14 vs UL LAFAYETTE	28 10-17 0-4 1-1 5 3 1 2 0 20
1/16 vs ULM	29 5-10 2-5 0-1 1 4 1 0 1 12
1/19 at Ga. State	34 4-11 0-3 2-2 1 4 3 0 1 10
1/25 at App State	36 11-22 1-3 11-12 3 4 0 3 3 34
1/28 at Little Rock	30 5-9 0-2 7-9 6 1 1 0 2 17
1/30 at Arkansas St.	38 7-16 3-7 0-0 4 4 5 0 1 17
2/4 vs UT ARLINGTON	35 10-20 3-8 3-4 2 7 1 1 2 26
2/6 vs TEXAS STATE	39 8-10 4-5 5-7 2 3 5 0 0 25
2/11 at Troy	27 4-8 1-4 11-11 8 2 2 1 0 20
2/13 at S. Alabama	36 5-20 2-6 4-4 0 2 1 0 3 16
2/18 vs ARKANSAS ST.	29 3-6 2-3 7-8 3 1 5 0 0 15
2/20 vs LITTLE ROCK	31 3-6 1-2 9-10 3 2 1 0 1 16
2/23 vs GA. STATE	35 2-8 0-6 4-4 5 4 2 1 2 8
2/25 vs APP STATE	29 6-11 2-2 4-4 1 7 2 0 2 18
3/3 at ULM	31 5-15 3-4 4-5 5 5 5 0 0 17
3/5 at UL Lafayette	33 10-17 2-4 3-5 4 3 3 1 0 25
3/10 vs S. Alabama	37 5-18 0-4 5-6 7 2 2 0 1 15

#5 B.J. GLADDEN

2016-17 Game-By-Game Stats (Junior)

Opponent	MPFG-A 3G-A FT-A REBAST TO BLK STL PTS
11/11 at NC State	17 1-6 0-2 2-6 4 0 1 0 0 4
11/14 vs Coastal Ga.	19 5-7 1-3 4-9 5 1 2 0 2 15

#10 JAKE ALLSMILLER

2016-17 Game-By-Game Stats (Junior)

Opponent	MPFG-A 3G-A FT-A REBAST TO BLK STL PTS
11/11 at NC State	29 4-5 3-4 0-0 0 0 1 0 0 11
11/14 vs Coastal Ga.	24 1-5 1-5 2-3 3 3 0 0 1 5

2015-16 Game-By-Game Stats (Sophomore)

Opponent	MPFG-A 3G-A FT-A REBAST TO BLK STL PTS
11/13 vs WEBBER	22 3-11 3-11 2-2 2 0 0 0 0 11
11/16 at Ole Miss	29 2-8 2-8 2-3 2 0 0 1 0 8
11/20 at Auburn	29 2-9 1-6 0-0 4 3 2 0 1 5
11/25 vs Citadel	30 2-10 2-10 0-0 2 1 2 0 1 6
11/27 at Upstate	31 6-8 6-8 0-0 3 3 3 1 0 18
11/30 vs BJU	22 3-7 3-6 0-0 3 2 1 0 4 9
12/2 at Sav. St.	16 0-4 0-4 2-2 0 1 3 0 1 2
12/15 at Duke	17 0-3 0-2 0-0 4 0 0 0 0 0
12/19 vs WINTHROP	19 1-6 1-5 0-0 0 1 1 0 0 3
12/22 vs STETSON	8 0-3 0-3 0-0 0 0 0 0 0 0
12/30 at Texas St.	21 2-5 2-5 0-0 1 1 0 0 0 6
1/2 at UT Arlington	24 3-9 3-7 0-0 0 1 0 0 0 9
1/7 vs S. ALABAMA	31 1-9 0-7 0-0 0 0 1 1 0 0 2
1/9 vs TROY	39 6-10 4-8 0-0 3 3 3 1 0 16
1/14 vs UL LAFAYETTE	30 2-6 1-3 2-2 0 0 0 0 0 7
1/16 vs ULM	30 2-7 0-1 5-2 5 1 1 1 1 0 7
1/19 at Ga. State	37 3-7 2-4 3-3 1 0 0 2 1 11
1/25 at App State	28 3-6 3-5 2-2 0 1 1 0 2 11
1/28 at Little Rock	28 1-6 1-6 0-0 2 1 2 1 1 0 5
1/30 at Arkansas St.	34 2-6 2-6 0-0 1 2 0 0 1 6
2/4 vs UT ARLINGTON	34 1-6 1-6 0-0 1 3 1 0 2 3
2/6 vs TEXAS STATE	29 1-4 1-4 3-3 2 4 1 0 1 6
2/11 at Troy	21 3-6 3-6 0-0 1 0 0 1 0 9
2/13 at S. Alabama	32 9-16 8-15 3-3 3 0 0 0 0 29
2/18 vs ARKANSAS ST.	29 5-10 5-10 2-2 2 1 1 0 0 17
2/20 vs LITTLE ROCK	23 0-4 0-4 0-0 1 1 1 0 0 0
2/23 vs GA. STATE	31 1-9 1-9 1-2 5 3 1 3 2 4
2/25 vs APP STATE	17 3-6 3-6 0-0 0 0 1 0 1 9
3/3 at ULM	30 4-8 4-7 0-0 2 0 0 2 0 12
3/5 at UL Lafayette	27 1-7 1-7 4-4 2 1 0 0 0 7
3/10 vs S. Alabama	35 2-5 1-4 0-0 1 1 0 0 0 5

2014-15 Game-By-Game Stats (Freshman)

Opponent	MPFG-A 3G-A FT-A REBAST TO BLK STL PTS
11/14 at ILL.	21 1-3 1-3 2-2 2 1 0 0 0 5
11/18 vs TRINITY	26 2-5 2-5 0-0 6 3 3 0 3 6
11/22 vs JSOU	21 1-8 1-8 0-0 4 0 0 1 1 3
11/24 vs FIU	17 0-0 0-0 0-0 1 0 0 1 0 0
11/29 vs SCSU	21 2-4 2-4 0-0 2 1 0 0 0 6
12/2 at UCF	19 1-3 1-3 0-0 1 0 0 0 0 3
12/15 at USF	16 0-3 0-3 0-1 2 0 0 0 0 0
12/18 at STET	15 0-2 0-2 0-0 0 0 0 0 1 0
12/22 vs TRUETT	21 3-7 3-7 0-0 1 1 0 0 1 9
12/30 at UTA	10 0-2 0-2 0-0 1 1 0 0 0 0
1/3 vs TEX ST.	11 0-2 0-2 0-0 0 0 0 0 1 0
1/8 at ARK ST.	14 1-2 1-1 0-0 0 0 0 1 0 3
1/10 at USA	17 0-1 0-1 0-0 0 3 0 0 0 0
1/15 vs ULL	19 1-3 1-3 0-0 4 1 0 0 0 3
1/17 at TROY	21 2-4 1-3 0-0 3 1 0 0 1 5
1/22 at TEX ST.	27 1-4 1-4 0-0 2 2 1 0 1 3
1/24 at ULM	24 3-5 3-5 0-0 1 1 2 0 0 9
1/29 vs APP	28 2-3 2-3 0-0 2 0 0 0 2 6
1/31 vs UALR	24 3-8 2-6 0-0 0 0 0 0 0 8
2/5 vs GAST	24 1-4 1-4 0-0 4 0 0 1 1 0 3
2/7 vs ULM	29 3-6 3-6 0-0 3 0 1 0 0 9
2/12 vs ARK ST.	17 2-4 2-4 0-0 0 0 0 0 0 6
2/14 at UALR	29 2-3 1-2 0-0 4 1 1 0 0 5
2/19 vs TROY	21 1-5 0-3 0-0 1 0 0 0 1 2
2/21 vs USA	24 3-5 3-5 0-0 1 0 0 1 0 9
2/26 at APP	20 1-4 1-3 0-0 2 2 0 0 0 3
2/28 at ULL	28 3-5 3-5 0-0 0 2 4 0 0 9
3/5 vs UTA	28 3-7 3-6 1-2 3 0 0 1 0 10
3/7 at GAST	25 0-3 0-3 2-2 0 3 1 0 0 2
3/14 vs ULM	23 1-2 1-2 0-1 2 1 1 0 0 3
3/15 vs GAST	16 1-3 1-3 0-0 3 0 2 0 0 3

#11 SHAWN O'CONNELL

2016-17 Game-By-Game Stats (Sophomore)

Opponent	MPFG-A 3G-A FT-A REBAST TO BLK STL PTS
11/11 at NC State	29 3-9 0-2 3-4 7 0 1 0 0 9
11/14 vs Coastal Ga.	23 4-8 1-2 0-0 6 0 0 0 1 0 9

2015-16 Game-By-Game Stats (Freshman)

Opponent	MPFG-A 3G-A FT-A REBAST TO BLK STL PTS
11/13 vs WEBBER	13 1-2 0-0 6-8 8 2 0 0 0 8
11/16 at Ole Miss	10 0-0 0-0 0-0 0 0 0 1 0 0
11/20 at Auburn	13 1-2 0-0 1-2 2 0 0 0 0 0
11/25 vs Citadel	14 2-3 0-1 1-2 5 0 0 1 0 5
11/27 at Upstate	10 0-1 0-0 0-0 2 0 0 0 0 0
11/30 vs BJU	17 3-4 0-0 4-4 4 1 2 1 0 10
12/2 at Sav. St.	16 2-6 0-0 0-0 6 1 0 0 1 4
12/15 at Duke	23 3-4 0-0 0-2 5 0 1 0 0 6
12/19 vs WINTHROP	23 1-3 0-0 1-2 8 0 0 0 0 3
12/22 vs STETSON	16 1-2 0-0 1-2 4 1 0 0 1 3
12/30 at Texas St.	10 0-1 0-0 2-2 1 1 0 0 0 2
1/2 at UT Arlington	21 0-0 0-0 0-0 1 0 0 1 0 0
1/7 vs S. ALABAMA	17 0-1 0-0 0-1 3 0 0 1 0 0
1/9 vs TROY	10 0-0 0-0 0-0 1 0 0 0 0 0
1/14 vs UL LAFAYETTE	22 2-3 0-0 6-6 8 0 0 0 0 10
1/16 vs ULM	15 1-1 0-0 2-2 3 0 2 0 0 4
1/19 at Ga. State	16 0-2 0-0 1-2 2 0 0 0 1 0
1/25 at App State	22 4-5 0-0 2-4 6 2 0 0 1 10
1/28 at Little Rock	24 4-4 0-0 0-0 6 0 1 1 0 8
1/30 at Arkansas St.	12 1-1 0-0 2-2 2 0 1 1 0 4
2/4 vs UT ARLINGTON	15 0-1 0-0 1-2 3 0 0 0 3 1
2/6 vs TEXAS STATE	13 1-3 0-0 0-0 4 0 0 0 1 2
2/11 at Troy	7 0-0 0-0 0-0 0 0 0 0 0 0
2/13 at S. Alabama	12 0-0 0-0 1-2 0 0 0 0 0 0
2/18 vs ARKANSAS ST.	8 0-0 0-0 1-3 5 1 0 0 0 1
2/20 vs LITTLE ROCK	11 2-3 0-0 0-1 1 1 0 1 1 4
2/23 vs GA. STATE	8 0-1 0-0 0-0 2 0 0 0 1 1
2/25 vs APP STATE	13 0-0 0-0 0-0 2 0 0 0 2 0
3/3 at ULM	16 0-1 0-0 1-2 6 0 2 1 0 0 1
3/5 at UL Lafayette	4 0-0 0-0 0-0 0 0 0 0 0 0
3/10 vs S. Alabama	8 1-1 0-0 0-0 0 2 0 1 1 2

#12 AUBREY MCRAE

2016-17 Game-By-Game Stats (Sophomore)

Opponent	MPFG-A 3G-A FT-A REBAST TO BLK STL PTS
11/14 vs Coastal Ga.	11 2-6 2-5 0-0 0 1 0 0 0 6

2015-16 Game-By-Game Stats (Freshman)

Opponent	MPFG-A 3G-A FT-A REBAST TO BLK STL PTS
11/13 vs WEBBER	6 2-5 0-3 0-2 0 1 1 0 0 3 4
11/20 at Auburn	1 0-0 0-0 0-0 0 0 0 0 0 0
11/30 vs BJU	12 3-6 0-2 0-0 1 1 0 0 0 3 6
12/15 at Duke	2 1-1 0-0 0-0 1 0 0 0 0 0 2
12/22 vs STETSON	0+ 0-0 0-0 0-0 0 0 0 0 0 0
1/6 vs ULM	1 0-0 0-0 0-0 0 0 0 0 0 0
1/19 at Ga. State	0+ 0-1 0-0 0-0 0 0 0 0 0 0
1/25 at App State	3 0-0 0-0 0-0 0 0 0 0 0 0
2/13 at S. Alabama	1 0-1 0-1 0-0 1 0 0 0 0 0
2/18 vs ARKANSAS ST.	5 1-4 0-3 0-0 2 0 0 0 0 2
2/20 vs LITTLE ROCK	2 0-0 0-0 0-0 0 0 0 0 0 0
2/25 vs APP STATE	5 1-3 1-2 0-0 0 0 0 0 1 3

#14 COYE SIMMONS

2016-17 Game-By-Game Stats (Junior)

Opponent	MPFG-A 3G-A FT-A REBAST TO BLK STL PTS
11/11 at NC State	19 1-5 0-0 2-2 6 0 0 1 0 4
11/14 vs Coastal Ga.	12 1-1 0-0 1-3 3 0 1 0 0 3

2015-16 Game-By-Game Stats (Sophomore)

Opponent	MPFG-A 3G-A FT-A REBAST TO BLK STL PTS
11/13 vs WEBBER	14 5-6 0-0 0-1 11 0 0 0 0 10
11/16 at Ole Miss	17 3-5 0-0 0-0 8 0 1 0 0 6
11/20 at Auburn	12 2-5 0-0 0-0 3 0 0 0 1 4
11/25 vs Citadel	3 0-2 0-0 0-0 2 0 2 0 0 0
11/27 at Upstate	12 0-0 0-0 0-0 1 0 0 0 0 0
11/30 vs BJU	10 1-3 0-0 2-6 9 0 1 0 0 4
12/2 at Sav. St.	7 1-4 0-0 2-2 4 0 1 0 0 4
12/15 at Duke	6 0-1 0-0 0-0 0 0 0 0 0 0
12/19 vs WINTHROP	4 2-8 0-0 0-2 7 0 0 0 0 4
12/22 vs STETSON	12 3-4 0-0 0-1 4 0 0 0 0 6
12/30 at Texas St.	18 3-3 0-0 1-2 5 0 1 1 0 7
1/2 at UT Arlington	12 0-0 0-0 0-0 3 0 0 0 0 0
1/7 vs S. ALABAMA	8 0-1 0-0 4-6 10 1 1 0 0 4
1/9 vs TROY	29 3-5 0-0 4-6 3 0 0 0 1 0 10
1/14 vs UL LAFAYETTE	17 1-2 0-0 0-0 10 0 0 0 0 2
1/16 vs ULM	18 1-4 0-0 0-0 5 0 2 0 0 0
1/19 at Ga. State	29 2-2 0-0 1-2 7 0 0 0 0 5
1/25 at App State	11 0-0 0-0 0-0 2 0 1 0 0 0
1/28 at Little Rock	15 2-4 0-0 3-5 5 0 0 0 0 7
1/30 at Arkansas St.	23 2-6 0-0 0-0 9 2 1 0 0 4
2/4 vs UT ARLINGTON	21 1-2 0-0 2-2 9 0 0 1 1 4
2/6 vs TEXAS STATE	20 1-2 0-0 0-2 6 0 1 1 1 2
2/11 at Troy	12 1-5 0-0 0-0 5 0 1 0 0 2
2/13 at S. Alabama	17 1-2 0-0 1-2 5 0 1 1 0 3
2/18 vs ARKANSAS ST.	15 0-1 0-0 2-2 6 0 0 0 0 2
2/20 vs LITTLE ROCK	14 1-3 0-0 0-0 5 0 1 0 0 2
2/23 vs GA. STATE	25 2-5 0-0 0-0 5 0 2 1 0 4
2/25 vs APP STATE	11 3-4 0-0 0-0 6 0 0 0 0 6
3/3 at ULM	14 1-3 0-0 0-0 5 0 0 0 0 2
3/5 at UL Lafayette	22 0-1 0-0 0-0 3 0 1 0 0 1
3/10 vs S. Alabama	23 1-5 0-0 2-6 7 0 3 0 0 4

2014-15 Game-By-Game Stats (Freshman)

Opponent	MPFG-A 3G-A FT-A REBAST TO BLK STL PTS
11/14 at ILL.	7 0-0 0-0 0-0 0 0 0 0 0 0
11/18 vs TRINITY	18 4-6 0-0 1-5 10 0 1 1 0 9
11/22 vs JSOU	19 3-6 0-0 4-6 10 0 1 0 0 10
11/24 vs FIU	4 0-0 0-0 0-0 3 0 0 1 0 0
11/29 vs SCSU	5 0-1 0-0 0-0 1 0 0 0 0 0
12/2 at UCF	5 1-3 0-0 0-0 3 0 0 0 0 2
12/15 at USF	2 0-0 0-0 0-0 0 0 0 0 0 0
12/18 at STET	5 0-1 0-0 0-0 2 0 0 0 0 0
12/22 vs TRUETT	11 3-5 0-0 0-0 5 1 1 0 0 6
12/30 at UTA	1 0-0 0-0 0-0 0 0 0 0 0 0
1/15 vs ULL	4 1-1 0-0 0-0 3 0 0 0 0 2
1/17 at TROY	3 0-0 0-0 0-0 0 0 0 0 0 0
1/22 at TEX ST.	1 0-0 0-0 0-0 0 0 0 0 0 0
1/29 vs APP	4 1-1 0-0 0-0 1 0 0 0 0 2
1/31 vs UALR	3 1-2 0-0 0-0 1 0 0 0 0 2
2/21 vs USA	1 0-0 0-0 0-0 0 0 0 0 0 0
2/26 at APP	3 0-0 0-0 0-0 2 0 0 0 0 1
3/5 vs UTA	1 0-0 0-0 0-0 0 0 0 0 0 0
3/7 at GAST	1 0-0 0-0 0-0 0 0 0 0 0 0

2016-17 GEORGIA SOUTHERN MEN'S BASKETBALL



Georgia Southern Men's Basketball Georgia Southern Combined Team Statistics (as of Nov 14, 2016) All games



RECORD:	OVERALL	HOME	AWAY	NEUTRAL
ALL GAMES	1-1	1-0	0-1	0-0
CONFERENCE	0-0	0-0	0-0	0-0
NON-CONFERENCE	1-1	1-0	0-1	0-0

#	Player	gp-gs	min	avg	Total		3-Point		F-Throw		Rebounds				pf	dq	a	to	blk	stl	pts	avg
					fg-fga	fg%	3fg-fga	3fg%	ft-fa	ft%	off	def	tot	avg								
03	Smith, Ike	2-2	50	25.0	17-29	.586	1-3	.333	8-11	.727	4	6	10	5.0	6	0	2	3	0	2	43	21.5
04	Brown, Tookie	2-2	65	32.5	11-32	.344	3-15	.200	9-14	.643	1	14	15	7.5	3	0	6	0	2	4	34	17.0
05	Gladden, B.J.	2-0	36	18.0	6-13	.462	1-5	.200	6-15	.400	5	4	9	4.5	3	0	1	3	0	2	19	9.5
11	O'Connell, Shawn	2-2	52	26.0	7-17	.412	1-4	.250	3-4	.750	6	7	13	6.5	7	0	0	1	1	0	18	9.0
10	Allsmiller, Jake	2-1	53	26.5	5-10	.500	4-9	.444	2-3	.667	1	2	3	1.5	5	0	3	1	0	1	16	8.0
00	Glenn, Montae	2-2	38	19.0	6-12	.500	0-0	.000	2-5	.400	7	5	12	6.0	6	1	0	0	2	0	14	7.0
12	McRae, Aubrey	1-0	11	11.0	2-6	.333	2-5	.400	0-0	.000	0	0	0	0.0	0	0	1	0	0	1	6	6.0
24	Wimberly, Brandon	1-0	4	4.0	2-2	1.000	0-0	.000	0-1	.000	1	0	1	1.0	0	0	0	0	0	0	4	4.0
14	Simmons, Coye	2-0	31	15.5	2-6	.333	0-0	.000	3-5	.600	5	4	9	4.5	8	1	0	1	1	0	7	3.5
01	Boykins, Devonte	2-1	52	26.0	3-6	.500	1-3	.333	0-0	.000	0	5	5	2.5	5	0	4	5	0	4	7	3.5
33	Bullock, Dominique	1-0	4	4.0	1-3	.333	1-3	.333	0-0	.000	0	1	1	1.0	0	0	1	1	0	1	3	3.0
21	Holder, James	1-0	4	4.0	0-1	.000	0-0	.000	0-0	.000	1	0	1	1.0	0	0	3	0	0	1	0	0.0
Team											3	7	10									
Total.....		2	400		62-137	.453	14-47	.298	33-58	.569	34	55	89	44.5	43	2	21	15	6	16	171	85.5
Opponents.....		2	400		39-115	.339	13-51	.255	33-50	.660	29	51	80	40.0	40	0	21	31	12	4	124	62.0

TEAM STATISTICS	GS	OPP
SCORING	171	124
Points per game	85.5	62.0
Scoring margin	+23.5	-
FIELD GOALS-ATT	62-137	39-115
Field goal pct	.453	.339
3 POINT FG-ATT	14-47	13-51
3-point FG pct	.298	.255
3-pt FG made per game	7.0	6.5
FREE THROWS-ATT	33-58	33-50
Free throw pct	.569	.660
F-Throws made per game	16.5	16.5
REBOUNDS	89	80
Rebounds per game	44.5	40.0
Rebounding margin	+4.5	-
ASSISTS	21	21
Assists per game	10.5	10.5
TURNOVERS	15	31
Turnovers per game	7.5	15.5
Turnover margin	+8.0	-
Assist/turnover ratio	1.4	0.7
STEALS	16	4
Steals per game	8.0	2.0
BLOCKS	6	12
Blocks per game	3.0	6.0
ATTENDANCE	1628	16226
Home games-Avg/Game	1-1628	1-16226
Neutral site-Avg/Game	-	0-0

Date	Opponent		Score	Att.
11/11/16	at NC State	L	79-81	16226
11/14/16	COASTAL GEORGIA	W	92-43	1628

* = Sun Belt game

+ = Savannah Invitational (home sites/Savannah Civic Center)

Score by Periods	1st	2nd	Totals
Georgia Southern	74	97	171
Opponents	55	69	124

2016-17 GEORGIA SOUTHERN MEN'S BASKETBALL



Georgia Southern Men's Basketball Georgia Southern Combined Team Statistics All games (2015-16)



RECORD:	OVERALL	HOME	AWAY	NEUTRAL
ALL GAMES	14-17	10-4	4-11	0-2
CONFERENCE	10-10	7-3	3-7	0-0
NON-CONFERENCE	4-7	3-1	1-4	0-2

#	Player	gp-gs	min	avg	Total		3-Point		F-Throw		Rebounds				pf	dq	a	to	blk	stl	pts	avg
					fg-fga	fg%	3fg-fga	3fg%	ft-fa	ft%	off	def	tot	avg								
04	Brown, Tookie	31-27	956	30.8	177-408	.434	50-134	.373	147-181	.812	18	82	100	3.2	81	0	104	69	4	51	551	17.8
02	Hughes, Mike	30-29	907	30.2	141-326	.433	67-174	.385	99-136	.728	26	116	142	4.7	77	4	48	62	10	63	448	14.9
03	Smith, Ike	30-28	764	25.5	115-306	.376	46-139	.331	74-106	.698	37	107	144	4.8	61	1	34	53	11	26	350	11.7
10	Allsmiller, Jake	31-23	832	26.8	74-221	.335	65-197	.330	28-30	.933	9	45	54	1.7	73	0	38	26	7	20	241	7.8
01	Boykins, Devonte	31-10	727	23.5	56-157	.357	17-65	.262	53-75	.707	13	56	69	2.2	55	2	56	33	3	18	182	5.9
00	Glenn, Montae	25-8	327	13.1	46-78	.590	0-1	.000	21-28	.750	40	53	93	3.7	60	2	5	15	8	7	113	4.5
05	Boykins, Devince	30-6	456	15.2	46-107	.430	17-42	.405	11-42	.262	19	45	64	2.1	58	1	29	39	3	14	120	4.0
14	Simmons, Coye	31-20	471	15.2	43-98	.439	0-0	.000	24-47	.511	65	105	170	5.5	69	2	3	21	7	4	110	3.5
23	Sanks, Jonathan	19-0	128	6.7	18-42	.429	6-22	.273	15-23	.652	2	8	10	0.5	22	0	5	7	1	3	57	3.0
11	O'Connell, Shawn	31-4	440	14.2	30-55	.545	0-1	.000	33-51	.647	46	56	102	3.3	97	7	12	13	14	11	93	3.0
13	Burnell, Jason	24-0	185	7.7	25-74	.338	12-41	.293	4-7	.571	17	21	38	1.6	25	0	7	10	5	8	66	2.8
21	Holder, James	2-0	5	2.5	1-5	.200	1-4	.250	0-0	.000	0	0	0	0.0	0	0	0	0	0	0	3	1.5
12	McRae, Aubrey	12-0	38	3.2	8-21	.381	1-11	.091	0-2	.000	3	2	5	0.4	11	0	2	1	0	7	17	1.4
99	Suter, D.J.	3-0	5	1.7	1-2	.500	0-1	.000	0-0	.000	0	0	0	0.0	0	0	0	0	0	0	2	0.7
24	Wimberly, Brandon	5-0	9	1.8	0-3	.000	0-2	.000	0-0	.000	0	1	1	0.2	2	0	1	0	0	0	0	0.0
Team											79	60	139				10					
Total.....		31	6250		781-1903	.410	282-834	.338	509-728	.699	374	757	1131	36.5	691	19	344	359	73	232	2353	75.9
Opponents.....		31	6250		770-1763	.437	235-713	.330	532-769	.692	374	858	1232	39.7	600	-	379	464	127	148	2307	74.4

TEAM STATISTICS	GASO	OPP
SCORING	2353	2307
Points per game	75.9	74.4
Scoring margin	+1.5	-
FIELD GOALS-ATT	781-1903	770-1763
Field goal pct	.410	.437
3 POINT FG-ATT	282-834	235-713
3-point FG pct	.338	.330
3-pt FG made per game	9.1	7.6
FREE THROWS-ATT	509-728	532-769
Free throw pct	.699	.692
F-Throws made per game	16.4	17.2
REBOUNDS	1131	1232
Rebounds per game	36.5	39.7
Rebounding margin	-3.3	-
ASSISTS	344	379
Assists per game	11.1	12.2
TURNOVERS	359	464
Turnovers per game	11.6	15.0
Turnover margin	+3.4	-
Assist/turnover ratio	1.0	0.8
STEALS	232	148
Steals per game	7.5	4.8
BLOCKS	73	127
Blocks per game	2.4	4.1
ATTENDANCE	23707	53934
Home games-Avg/Game	14-1693	15-3521
Neutral site-Avg/Game	-	2-562

Score by Periods	1st	2nd	OT	Totals
Georgia Southern	1127	1203	23	2353
Opponents	1068	1218	21	2307

Date	Opponent	Score	Att.
11/13/15	WEBBER INTERNATIONAL	w 116-49	2380
11/16/15	at Ole Miss	L 72-82	5499
11/20/15	at Auburn	L 62-92	7806
^ 11/25/15	vs The Citadel	L 90-95	420
^ 11/27/15	at USC Upstate	w 84-80	567
^ 11/30/15	BOB JONES UNIVERSITY	w 104-52	1025
12/2/15	at Savannah State	L 67-76	4523
12/15/15	at Duke	L 65-99	9314
12/19/15	WINTHROP	L 81-88	807
12/22/15	STETSON	w 78-58	501
* 12/30/15	at Texas State	L 66-80	1822
* 01/02/16	at UT Arlington	L 72-92	2117
* 01/07/16	SOUTH ALABAMA	L 58-64	1003
* 01/09/16	TROY	Wot 93-88	1155
* 01/14/16	UL LAFAYETTE	L 65-74	2023
* 01/19/16	at Georgia State	Lot 66-69	3854
* 01/16/16	ULM	w 66-51	1206
* 01/25/16	at Appalachian State	w 101-100	1080
* 01/28/16	at Little Rock	L 67-80	3078
* 01/30/16	at Arkansas State	w 71-66	1572
* 02/04/16	UT ARLINGTON	w 82-73	1668
* 02/06/16	TEXAS STATE	w 66-62	2213
* 02/11/16	at Troy	w 77-71	1326
* 02/13/16	at South Alabama	L 76-80	2296
* 02/18/16	ARKANSAS STATE	w 90-59	1849
* 02/20/16	LITTLE ROCK	L 61-75	1702
* 02/23/16	GEORGIA STATE	w 54-52	4046
* 02/25/16	APPALACHIAN STATE	w 88-63	2129
* 03/03/16	at ULM	L 76-83	3483
* 03/05/16	at UL Lafayette	L 78-87	4474
- 03/10/16	vs South Alabama	L 61-67	703

* = Sun Belt Game

^ = Palmetto State Shootout

- = Sun Belt Tournament - New Orleans, La.



Georgia Southern Men's Basketball
Georgia Southern Season/Career Statistics (as of Nov 17, 2016)
All games



SEASON STATISTICS

CAREER STATISTICS

SUMMARY	gp-gs	min/g	fg%	3fg%	ft%	r/g	a/g	stl	blk	pts/g	gp-gs	min/g	fg%	3fg%	ft%	r/g	a/g	stl	blk	pts/g
Smith, Ike	2-2	25.0	.586	.333	.727	5.0	1.0	2	0	21.5	32-30	25.4	.394	.331	.701	4.8	1.1	28	11	12.3
Brown, Tookie	2-2	32.5	.344	.200	.643	7.5	3.0	4	2	17.0	33-29	30.9	.427	.356	.800	3.5	3.3	55	6	17.7
Gladden, B.J.	2-0	18.0	.462	.200	.400	4.5	0.5	2	0	9.5	2-0	18.0	.462	.200	.400	4.5	0.5	2	0	9.5
O'Connell, Shawn	2-2	26.0	.412	.250	.750	6.5	0.0	0	1	9.0	33-6	14.9	.514	.200	.655	3.5	0.4	11	15	3.4
Allsmiller, Jake	2-1	26.5	.500	.444	.667	1.5	1.5	1	0	8.0	64-43	24.1	.350	.344	.854	1.8	1.1	34	10	6.1
Glenn, Montae	2-2	19.0	.500	.000	.400	6.0	0.0	0	2	7.0	27-10	13.5	.578	.000	.697	3.9	0.2	7	10	4.7
McRae, Aubrey	1-0	11.0	.333	.400	.000	0.0	1.0	1	0	6.0	13-0	3.8	.370	.188	.000	0.4	0.2	8	0	1.8
Wimberly, Brandon	1-0	4.0	1.000	.000	.000	1.0	0.0	0	0	4.0	6-0	2.2	.400	.000	.000	0.3	0.2	0	0	0.7
Simmons, Coye	2-0	15.5	.333	.000	.600	4.5	0.0	0	1	3.5	52-20	11.5	.454	.000	.508	4.2	0.1	5	10	2.9
Boykins, Devonte	2-1	26.0	.500	.333	.000	2.5	2.0	4	0	3.5	58-11	16.1	.378	.277	.716	1.6	1.3	28	3	3.8
Bullock, Dominique	1-0	4.0	.333	.333	.000	1.0	1.0	1	0	3.0	1-0	4.0	.333	.333	.000	1.0	1.0	1	0	3.0
Holder, James	1-0	4.0	.000	.000	.000	1.0	3.0	1	0	0.0	6-0	2.3	.250	.200	.000	0.2	0.5	1	0	0.8

SCORING	fg-fga	fg%	3fg-fga	3fg%	ft-fa	ft%	pts	pts/g	fg-fga	fg%	3fg-fga	3fg%	ft-fa	ft%	pts	pts/g
Smith, Ike	17-29	.586	1-3	.333	8-11	.727	43	21.5	132-335	.394	47-142	.331	82-117	.701	393	12.3
Brown, Tookie	11-32	.344	3-15	.200	9-14	.643	34	17.0	188-440	.427	53-149	.356	156-195	.800	585	17.7
Gladden, B.J.	6-13	.462	1-5	.200	6-15	.400	19	9.5	6-13	.462	1-5	.200	6-15	.400	19	9.5
O'Connell, Shawn	7-17	.412	1-4	.250	3-4	.750	18	9.0	37-72	.514	1-5	.200	36-55	.655	111	3.4
Allsmiller, Jake	5-10	.500	4-9	.444	2-3	.667	16	8.0	123-351	.350	109-317	.344	35-41	.854	390	6.1
Glenn, Montae	6-12	.500	0-0	.000	2-5	.400	14	7.0	52-90	.578	0-1	.000	23-33	.697	127	4.7
McRae, Aubrey	2-6	.333	2-5	.400	0-0	.000	6	6.0	10-27	.370	3-16	.188	0-2	.000	23	1.8
Wimberly, Brandon	2-2	1.000	0-0	.000	0-1	.000	4	4.0	2-5	.400	0-2	.000	0-1	.000	4	0.7
Simmons, Coye	2-6	.333	0-0	.000	3-5	.600	7	3.5	59-130	.454	0-0	.000	33-65	.508	151	2.9
Boykins, Devonte	3-6	.500	1-3	.333	0-0	.000	7	3.5	71-188	.378	23-83	.277	58-81	.716	223	3.8
Bullock, Dominique	1-3	.333	1-3	.333	0-0	.000	3	3.0	1-3	.333	1-3	.333	0-0	.000	3	3.0
Holder, James	0-1	.000	0-0	.000	0-0	.000	0	0.0	2-8	.250	1-5	.200	0-0	.000	5	0.8

TOTALS	o-reb	d-reb	t-reb	pf	fo	ast	to	a/to	o-reb	d-reb	t-reb	pf	fo	ast	to	a/to
Smith, Ike	4	6	10	6	0	2	3	0.7	41	113	154	67	1	36	56	0.6
Brown, Tookie	1	14	15	3	0	6	0	0.0	19	96	115	84	0	110	69	1.6
Gladden, B.J.	5	4	9	3	0	1	3	0.3	5	4	9	3	0	1	3	0.3
O'Connell, Shawn	6	7	13	7	0	0	1	0.0	52	63	115	104	7	12	14	0.9
Allsmiller, Jake	1	2	3	5	0	3	1	3.0	16	96	112	139	1	68	47	1.4
Glenn, Montae	7	5	12	6	1	0	0	0.0	47	58	105	66	3	5	15	0.3
McRae, Aubrey	0	0	0	0	0	1	0	0.0	3	2	5	11	0	3	1	3.0
Wimberly, Brandon	1	0	1	0	0	0	0	0.0	1	1	2	2	0	1	0	0.0
Simmons, Coye	5	4	9	8	1	0	1	0.0	86	134	220	90	3	3	25	0.1
Boykins, Devonte	0	5	5	5	0	4	5	0.8	16	78	94	76	2	75	45	1.7
Bullock, Dominique	0	1	1	0	0	1	1	1.0	0	1	1	0	0	1	1	1.0
Holder, James	1	0	1	0	0	3	0	0.0	1							

2016-17 GEORGIA SOUTHERN MEN'S BASKETBALL

Game #1 - NC State 81, Georgia Southern 79

Nov. 11, 2016, Raleigh, N.C. - PNC Arena

VISITORS: Georgia Southern 0-1

Player	fg	fga	3fg	3fga	ft	fta	reb	pf	tp	a	to	blk	s	min
Glenn, Montae-f	2	6	0	0	1	2	6	5	5	0	0	2	0	17
Boykins, Devonte-f	0	2	0	1	0	0	4	4	0	2	4	0	2	29
Smith, Ike-g	8	17	0	2	4	6	4	4	20	0	0	0	0	24
Brown, Tookie-g	8	23	2	11	8	12	10	1	26	3	0	0	2	36
O'Connell, Shawn-g	3	9	0	2	3	4	7	4	9	0	1	0	0	29
Gladde, B.J.	1	6	0	2	2	6	4	2	4	0	1	0	0	17
Allsmiller, Jake	4	5	3	4	0	0	0	4	11	0	1	0	0	29
Simmons, Coye	1	5	0	0	2	2	6	3	4	0	0	1	0	19
TEAM							5							
Totals.....	27	73	5	22	20	32	46	27	79	5	7	3	4	200

TOTAL FG% 1st Half: 12-35 34.3% 2nd Half: 15-38 39.5% Game: 37.0%

3-Pt. FG% 1st Half: 2-13 15.4% 2nd Half: 3-9 33.3% Game: 22.7%

F Throw % 1st Half: 10-13 76.9% 2nd Half: 10-19 52.6% Game: 62.5%

HOME TEAM: NC State 1-0

Player	fg	fga	3fg	3fga	ft	fta	reb	pf	tp	a	to	blk	s	min
ABU,ABDUL-MALIK-f	6	10	0	0	3	6	11	4	15	2	2	6	0	31
DORN, TORIN-f	6	10	0	2	0	2	11	4	12	3	2	0	1	31
HENDERSON, TERRY-g	6	15	3	11	8	9	7	3	23	2	0	1	0	35
SMITH, JR, DENNIS-g	3	13	0	5	5	6	1	2	11	5	1	0	1	36
ROWAN,MAVERICK-g	5	11	1	5	6	7	9	3	17	1	1	0	0	38
HICKS,DARIUS	0	0	0	0	0	1	2	1	0	0	0	0	0	7
JOHNSON,MARKELL	0	2	0	1	0	0	1	1	0	0	1	0	0	12
ANYA,BEEJAY	1	2	0	0	1	2	1	4	3	1	2	1	0	10
TEAM							1							
Totals.....	27	63	4	24	23	33	44	22	81	14	9	8	2	200

TOTAL FG% 1st Half: 14-34 41.2% 2nd Half: 13-29 44.8% Game: 42.9%

3-Pt. FG% 1st Half: 4-15 26.7% 2nd Half: 0-9 0.0% Game: 16.7%

F Throw % 1st Half: 5-9 55.6% 2nd Half: 18-24 75.0% Game: 69.7%

Officials: Tim Comer, Mike Eades, Andrew Marotta

Technical fouls: Georgia Southern-None. NC State-None.

Attendance: 16,226

Score by Periods

	1st	2nd	Total
--	-----	-----	-------

Georgia Southern 36 43 79

NC State 37 44 81

Points in the paint-GS 32,ST 44. Points off turnovers-GS 12,ST 6. 2nd chance points-GS 21,ST 18. Fast break points-GS 12,ST 13. Bench points-GS 19,ST 3. Score tied-6 times. Lead changed-10 times. Last FG-GS 2nd-00:01, ST 2nd-00:35. Largest lead-GS by 6 2nd-06:26, ST by 13 1st-10:08. GS led for 07:51. ST led for 28:54. Game was tied for 03:15.

Game #2 - Georgia Southern 92, Coastal Georgia 43

Nov. 14, 2016, Statesboro, Ga. - Hanner Fieldhouse

VISITORS: Coastal Georgia 1-3

Player	fg	fga	3fg	3fga	ft	fta	reb	pf	tp	a	to	blk	s	min
Washington, Haylen-f	3	8	2	6	5	10	5	4	13	0	2	0	0	23
Martin, Brandon-f	5	7	5	7	0	0	7	0	15	0	0	1	0	31
Gabriel, Mabon-f	1	5	0	1	0	0	2	4	2	0	0	3	0	17
Gibson, Isaiah-g	2	7	2	4	2	2	1	0	8	2	5	0	0	31
Lewis, Jordan-g	0	10	0	3	0	0	5	0	0	2	7	0	1	25
Canada, Jonathan	0	4	0	2	0	0	2	2	0	3	4	0	1	19
Joyner, Jeremy	0	1	0	0	1	3	2	4	1	0	0	0	0	8
Hopkins, Delandis	0	2	0	1	0	0	0	1	0	0	0	0	0	4
Momodou, Senghore	0	1	0	0	0	0	0	0	0	0	0	0	0	6
May, Tyler	0	2	0	2	0	0	1	0	0	0	3	0	0	5
Smallwood, Jaylen	1	4	0	1	2	2	2	3	4	0	0	0	0	15
Applegate, Peyton	0	0	0	0	0	0	1	0	0	0	0	0	0	5
Sarazine, Landon	0	1	0	0	0	0	1	0	0	0	0	0	0	11
TEAM							7				1			
Totals.....	12	52	9	27	10	17	36	18	43	7	22	4	2	200

TOTAL FG% 1st Half: 6-27 22.2% 2nd Half: 6-25 24.0% Game: 23.1%

3-Pt. FG% 1st Half: 3-13 23.1% 2nd Half: 6-14 42.9% Game: 33.3%

F Throw % 1st Half: 3-4 75.0% 2nd Half: 7-13 53.8% Game: 58.8%

HOME TEAM: Georgia Southern 1-1

Player	fg	fga	3fg	3fga	ft	fta	reb	pf	tp	a	to	blk	s	min
Glenn, Montae-f	4	6	0	0	1	3	6	1	9	0	0	0	0	21
O'Connell, Shawn-f	4	8	1	2	0	0	6	3	9	0	0	1	0	23
Smith, Ike-g	9	12	1	1	4	5	6	2	23	2	3	0	2	26
Brown, Tookie-g	3	9	1	4	1	2	5	2	8	3	0	2	2	29
Allsmiller, Jake-g	1	5	1	5	2	3	3	1	5	3	0	0	1	24
Boykins, Devonte	3	4	1	2	0	0	1	1	7	2	1	0	2	23
Gladde, B.J.	5	7	1	3	4	9	5	1	15	1	2	0	2	19
McRae, Aubrey	2	6	2	5	0	0	0	6	1	0	0	0	1	11
Simmons, Coye	1	1	0	0	1	3	3	5	3	0	1	0	0	12
Holder, James	0	1	0	0	0	0	1	0	0	3	0	0	1	4
Wimberly, Brandon	2	2	0	0	0	1	1	0	4	0	0	0	0	4
Bullock, Dominique	1	3	1	3	0	0	1	0	3	1	1	0	1	4
TEAM							5							
Totals.....	35	64	9	25	13	26	43	16	92	16	8	3	12	200

TOTAL FG% 1st Half: 15-26 57.7% 2nd Half: 20-38 52.6% Game: 54.7%

3-Pt. FG% 1st Half: 2-7 28.6% 2nd Half: 7-18 38.9% Game: 36.0%

F Throw % 1st Half: 6-12 50.0% 2nd Half: 7-14 50.0% Game: 50.0%

Officials: Glenn Tuitt, Chris Ford, Pete Kafka

Technical fouls: Coastal Georgia-None. Georgia Southern-None.

Attendance: 1628

Score by Periods

	1st	2nd	Total
--	-----	-----	-------

Coastal Georgia 18 25 43

Georgia Southern 38 54 92

Points in the paint-CCGA 4,GS 48. Points off turnovers-CCGA 7,GS 36. 2nd chance points-CCGA 15,GS 19. Fast break points-CCGA 0,GS 15. Bench points-CCGA 5,GS 38. Score tied-2 times. Lead changed-3 times. Last FG-CCGA 2nd-06:17, GS 2nd-00:30. Largest lead-CCGA by 2 1st-19:08, GS by 49 2nd-00:30. CCGA led for 02:18. GS led for 35:29. Game was tied for 02:13.