

FLORIDA™

MEN'S BASKETBALL

Release Date: Nov. 12, 2016



Florida (1-0/0-0 SEC) vs. Mercer (1-0/0-0 SoCon)
Jacksonville Veterans Memorial Arena | 9,000 | Jacksonville, Fla.
Game 2 | November 13, 2016 | 8 p.m.



COACHES

Mike White

22-15 | 2nd season at Florida
123-55 | 6th season overall

Bob Hoffman

165-113 | 9th season at Mercer
477-267 | 23rd season overall

BROADCAST INFORMATION

TV | ESPN

Streaming | WatchESPN

Play-by-Play: Mike Morgan
Analyst: Miles Simon

Radio | Gator IMG Sports Network
Sirius 136 | XM 190

Play-by-Play: Mick Hubert
Analyst: Mark Wise

TICKET INFORMATION

Tickets Available

Veterans Memorial Arena box office
800-745-3000
ticketmaster.com

SOCIAL MEDIA

Facebook, Twitter & Instagram: @GatorsMBK

NOTABLE NUMBERS

9

After falling behind 50-45 to FGCU, the Gators allowed just nine points over the final 16 minutes, a stretch that began with a 15-0 Gator run. UF posted a 35-9 advantage after the 16-minute mark of the second half.

5

Five was a good number for Kevarrus Hayes in the season opener, as the sophomore set career highs in blocks, free throws made and free throws attempted with five in each category. Dating back to last season, Hayes has made 11 consecutive free throws.

+12

Florida posted a +12 turnover margin in the season opener. UF committed just seven turnovers, marking the ninth time in 37 games under Mike White the Gators have had seven or fewer. The 19 turnovers forced matches the second-most under White.

900

Canyon Barry scored his 900th career point in his Gator debut. Barry came to UF with 893 points scored at College of Charleston.

4

Four players made their Gator debut on Friday. In addition to Barry, redshirt freshman Keith Stone and true freshmen Eric Hester and Gorjok Gak saw the floor in orange and blue for the first time.

- Florida looks for a sweep of its opening weekend in Jacksonville, facing Mercer following Friday's season-opening 80-59 win vs. FGCU.
- The Gators closed strong in the win vs. FGCU on Friday, going on a 15-0 run to seize control of the game. Over the final 16 minutes of the game, UF outscored the Eagles, 35-9.
- Florida is 5-7 all-time against Mercer, but the teams have only played twice since 1937, splitting a pair in the 1970s.
- While the Gators' home is renovated, their first seven games and nine of their first 11 will be neutral-site contests this season, with road games at Florida State and North Florida.
- Preseason All-SEC guard KeVaughn Allen is UF's top returning scorer, averaging 11.6 points per game last season and posting 12.3 per game in SEC action. The lone underclassman starter, Allen is plenty experienced in his own right, starting 34 of 36 games his freshman campaign.
- Preseason All-SEC center John Egbunu led the Gators in blocked shots (48), ranked second in rebounds (6.5) and third in scoring (11.5) last season. After suffering a torn ligament in his hand late last season, Egbunu returned fully healthy for the start of fall practice.
- Senior point guard Kasey Hill returns with a chance to join the 1,000-point club and reach UF's top five list in career assists. Hill also led the Gators in steals (53) last season.
- Junior wing man Devin Robinson started fast and led UF in scoring in the season opener, tallying 14 points after knocking down a pair of 3-pointers in the first two minutes of the game.
- Chris Chiozza emerged as Florida's assist leader last season (156), splitting point guard duties with Hill.
- Senior Justin Leon made his way into Florida's rotation as a hustle guy and ended the season with the team's best 3-point percentage (.373).
- Backup center Kevarrus Hayes started strong this season, blocking a career-best five shots vs. FGCU in just 14 minutes.
- Freshman forward Keith Stone will contribute after redshirting last season to improve his game and spend time in the weight room.
- Graduate transfer wing Canyon Barry comes to Florida from College of Charleston, where he averaged 12.8 points per game, including 19.7 last season.
- Freshmen Eric Hester comes to Florida from Oldsmar Christian in the Tampa area. Hester is a long guard who is a plus defender.
- Gorjok Gak, who stands 6-foot-11 with a 7-foot-4 wingspan will provide frontcourt depth during his freshman season.
- Walk-on Schuyler Rimmer returns for his senior season, providing minutes at the center position.
- Sitting this season for Florida are Jalen Hudson (transfer, Virginia Tech) and Dontay Bassett (injury).

NOVEMBER

11	vs. FGCU (Jacksonville)	SECN +	W	80-59
13	vs. Mercer (Jacksonville)	ESPN		8 p.m.
17	vs. St. Bonaventure (Lakeland)	SECN +		7 p.m.
21	vs. Belmont (Tampa)	SECN		7 p.m.
24	vs. Seton Hall (Orlando)	ESPN2		8:30 p.m.
25	vs. Gonzaga/Quinnipiac (Orl.)	ESPN2		7:30/9:30 p.m.
27	vs. TBD (Orlando)	ESPN/2/U		TBD

DECEMBER

1	at North Florida	ESPN3		7 p.m.
6	vs. Duke (New York City)	ESPN		9 p.m.
11	at Florida State	ESPN		4 p.m.
17	vs. Charlotte (Sunrise)	FS2/Sun		4 p.m.
21	Little Rock	SECN		7 p.m.
29	at Arkansas	SECN		7 p.m.

JANUARY

3	Ole Miss	ESPN		7 p.m.
7	Tennessee	ESPN2		5:15 p.m.
10	at Alabama	ESPN		9 p.m.
14	Georgia	ESPN/2		12 p.m.
18	at South Carolina	SECN		6:30 p.m.
21	Vanderbilt	CBS		12 p.m.
25	at LSU	SECN		9 p.m.
28	at Oklahoma (SEC/B12)	ESPN		2 p.m.

FEBRUARY

2	Missouri	ESPN/2		7 p.m.
4	Kentucky	ESPN/2		2/8 p.m.
7	at Georgia	ESPN2		7 p.m.
11	Texas A&M	ESPN/2		12 p.m.
14	at Auburn	SECN		7 p.m.
18	at Mississippi State	ESPN/2		2 p.m.
21	South Carolina	ESPN		7 p.m.
25	at Kentucky	CBS		2 p.m.

MARCH

1	Arkansas	ESPN2		7 p.m.
4	at Vanderbilt	ESPN/2		2 p.m.
8-12	SEC Tournament (Nashville)			

FLORIDAGATORS.COM

Contact: Denver Parler | denverp@gators.ufl.edu | 352-375-4683 ext. 6135

FLORIDA PROBABLE STARTERS

#	Name	Pos.	Ht.	Wt.	Cl.	P/RPG
1	Devin Robinson	F	6-8	200	Jr.	14.0/6.0
23	Justin Leon	F	6-8	196	Jr.	8.0/3.0
15	John Egbunu	C	6-11	255	RJr.	13.0/8.0
0	Kasey Hill	G	6-1	175	Sr.	11.0/4.0a
5	KeVaughn Allen	G	6-2	183	So.	6.0/2.0

OPPONENT PROBABLE STARTERS

#	Name	Pos.	Ht.	Wt.	Cl.	P/RPG
0	Desmond Ringer	F	6-9	255	RJr.	8.0/5.0
15	Stephon Jelks	F	6-6	225	Jr.	10.0/7.0
5	Jordan Strawberry	G	6-1	175	Jr.	7.0/11.0a
10	Ria'n Holland	G	6-0	152	Jr.	24.0/2.0
23	Demetre Rivers	G	6-8	180	Jr.	18.0/4.0

0

**KASEY
HILL**Guard
Senior
Umatilla, Fla.
6-1 | 175

Provides experience in the Gators' backcourt, whether in the starting lineup or off the bench...Scored 18 points both 2016 SEC Tournament games, his season high...Has three career game with 8+ assists and 1 or fewer turnovers.

Year	GP	GS	Min	Avg	FG	FGA	Pct	3FG	3A	Pct	FT	FTA	Pct	OR	DR	Tot	Avg	PF	FO	Ast	TO	Blk	Stl	Pts	Avg
2016-17	1	1	30	30.0	4	5	.800	0	0	.000	3	4	.750	0	3	3	3.0	1	0	4	1	0	2	11	11.0
TOTAL	102	58	2591	25.4	268	682	.393	32	128	.250	181	317	.571	34	195	229	2.2	221	5	373	195	24	124	749	7.3

1

**DEVIN
ROBINSON**Forward
Junior
Chesterfield, Va.
6-8 | 200

Spent the offseason recovering from a stress fracture in his foot...Scored 15 points and drew three charges in last season's home date vs. Ole Miss, which White called Robinson's best performance as a Gator...Posted three double-doubles during his sophomore season.

Year	GP	GS	Min	Avg	FG	FGA	Pct	3FG	3A	Pct	FT	FTA	Pct	OR	DR	Tot	Avg	PF	FO	Ast	TO	Blk	Stl	Pts	Avg
2016-17	1	1	24	24.0	4	7	.571	2	2	1.000	4	4	1.000	2	4	6	6.0	2	0	0	1	2	3	14	14.0
TOTAL	70	36	1484	21.2	196	450	.436	59	190	.311	98	137	.715	90	209	299	4.3	146	5	40	61	36	38	549	7.8

2

**ERIC
HESTER**Guard
Freshman
Clearwater, Fla.
6-3 | 167

The first high school recruit to commit to the Gators under head coach Mike White...Has a 6-foot-10 wingspan and the motor to be an elite defender...Named a top-100 player in USA Today's composite rankings...Rivals and 247 Sports four-star prospect.

Year	GP	GS	Min	Avg	FG	FGA	Pct	3FG	3A	Pct	FT	FTA	Pct	OR	DR	Tot	Avg	PF	FO	Ast	TO	Blk	Stl	Pts	Avg
2016-17	1	0	2	2.0	0	1	.000	0	1	.000	0	0	.000	0	1	1	1.0	0	0	0	0	0	1	0	0.0

5

**KEVAUGHN
ALLEN**Guard
Sophomore
Little Rock, Ark.
6-2 | 183

Established his ability to score in bunches during a productive freshman season...Exploded for 32 points vs. Florida State and added a 27-point performance in Florida's win at Ole Miss, shooting 9-for-11 from the floor and 6-for-7 from 3-point range.

Year	GP	GS	Min	Avg	FG	FGA	Pct	3FG	3A	Pct	FT	FTA	Pct	OR	DR	Tot	Avg	PF	FO	Ast	TO	Blk	Stl	Pts	Avg
2016-17	1	1	29	29.0	2	8	.250	0	3	.000	2	2	1.000	1	1	2	2.0	1	0	2	1	0	2	6	6.0
TOTAL	37	35	1007	27.2	136	344	.395	51	165	.309	101	119	.849	19	80	99	2.7	57	0	59	36	5	43	424	11.5

11

**CHRIS
CHIOZZA**Guard
Junior
Memphis, Tenn.
6-0 | 176

The Gators' assists and assist-to-turnover ratio leader last season...An attacking point guard with the ability to distribute or score himself...His 62 career 3-pointers made are the most on the team.

Year	GP	GS	Min	Avg	FG	FGA	Pct	3FG	3A	Pct	FT	FTA	Pct	OR	DR	Tot	Avg	PF	FO	Ast	TO	Blk	Stl	Pts	Avg
2016-17	1	0	21	21.0	2	5	.400	0	2	.000	2	3	.667	1	1	2	2.0	3	0	4	0	0	3	6	6.0
TOTAL	70	33	1630	23.3	132	368	.359	62	195	.318	70	106	.660	24	154	178	2.5	139	3	232	106	3	81	396	5.7

12

**GORJOK
GAK**Forward/Center
Freshman
Sydney, Australia
6-11 | 231

Runs the floor extremely well, and his 7-foot-4 wingspan enables him to play well above the rim...Good ball handler for his size, and possesses a soft touch around the basket.

Year	GP	GS	Min	Avg	FG	FGA	Pct	3FG	3A	Pct	FT	FTA	Pct	OR	DR	Tot	Avg	PF	FO	Ast	TO	Blk	Stl	Pts	Avg
2016-17	1	0	3	3.0	0	0	.000	0	0	.000	0	0	.000	0	0	0	0.0	0	0	0	0	0	0	0	0.0
TOTAL	1	0	3	3.0	0	0	.000	0	0	.000	0	0	.000	0	0	0	0.0	0	0	0	0	0	0	0	0.0

13

**KEVARRIUS
HAYES**Forward/Center
Sophomore
Live Oak, Fla.
6-9 | 218

Posted 5 blocked shots in the season opener vs. FGCU...Had two big performances in the 2016 NIT after John Egbunu went down with injury, scoring 14 points at Ohio State and George Washington...Brings maximum effort to the court every day...A long and athletic shot-blocker and rebounder who moves extremely well.

Year	GP	GS	Min	Avg	FG	FGA	Pct	3FG	3A	Pct	FT	FTA	Pct	OR	DR	Tot	Avg	PF	FO	Ast	TO	Blk	Stl	Pts	Avg
2016-17	1	0	14	14.0	2	2	1.000	0	0	.000	5	5	1.000	1	4	5	5.0	2	0	1	1	5	0	9	9.0
TOTAL	36	6	417	11.6	37	52	.712	0	0	.000	33	64	.516	46	51	97	2.7	66	0	8	18	25	11	107	3.0

15

**JOHN
EGBUNU**Center
Junior (R)
Bauchi, Nigeria
6-11 | 255

Scored a career-high 27 points (including nine dunks) vs. Kentucky...Had five double-doubles, including three vs. SEC opponents, during his first season at UF...One of the team's best communicators on defense...A presence in the lane and a strong finisher at the basket.

Year	GP	GS	Min	Avg	FG	FGA	Pct	3FG	3A	Pct	FT	FTA	Pct	OR	DR	Tot	Avg	PF	FO	Ast	TO	Blk	Stl	Pts	Avg
2016-17	1	1	24	24.0	6	11	.545	0	0	.000	1	2	.500	5	3	8	8.0	2	0	0	1	1	0	13	13.0
TOTAL	35	31	881	25.2	155	263	.589	0	0	.000	93	175	.531	97	131	228	6.5	112	6	12	60	49	15	403	11.5
All*	67	62	1674	25.0	244	414	.589	0	1	.000	153	285	.537	177	249	426	6.4	204	7	24	115	92	25	641	9.6

23

**JUSTIN
LEON**Forward
Senior
Conway, Ark.
6-8 | 206

High-motor player who earned his way into the starting lineup on a semi-regular basis in his first season with the Gators...Finished the season with UF's top 3-point percentage...A JuCo All-American in 2015, averaging 21.5 points and 10.0 rebounds at Shawnee (Ill.) Community College.

Year	GP	GS	Min	Avg	FG	FGA	Pct	3FG	3A	Pct	FT	FTA	Pct	OR	DR	Tot	Avg	PF	FO	Ast	TO	Blk	Stl	Pts	Avg
2016-17	1	1	19	19.0	3	8	.375	2	3	.667	0	0	.000	0	3	3	3.0	3	0	0	1	0	1	8	8.0
TOTAL	35	12	526	15.0	75	154	.487	27	70	.386	12	26	.462	46	64	110	3.1	55	0	11	22	5	11	189	5.4

24

**CANYON
BARRY**Guard
Grad / Senior (R)
Colorado Springs, Colo.
6-6 | 215

Prolific scorer who was averaging 19.7 points at College of Charleston before a season-ending shoulder injury...Grad transfer to UF, studying nuclear engineering.

Year	GP	GS	Min	Avg	FG	FGA	Pct	3FG	3A	Pct	FT	FTA	Pct	OR	DR	Tot	Avg	PF	FO	Ast	TO	Blk	Stl	Pts	Avg
2016-17	1	0	24	24.0	5	12	.417	0	3	.000	3	6	.500	3	3	6	6.0	0	0	0	0	0	1	13	13.0
All*	71	58	2159	30.4	306	816	.375	118	346	.341	176	232	.759	53	222	275	3.9	126	2	103	149	29	60	906	12.8

25

**KEITH
STONE**Forward
Freshman (R)
Deerfield Beach, Fla.
6-8 | 240

Strength, athleticism and handle to be a versatile inside-out player...A skilled offensive player who can score in a variety of ways...Spent last season working tirelessly in the weight room, shedding about 15 pounds before putting it back on as muscle.

Year	GP	GS	Min	Avg	FG	FGA	Pct	3FG	3A	Pct	FT	FTA	Pct	OR	DR	Tot	Avg	PF	FO	Ast	TO	Blk	Stl	Pts	Avg
2016-17	1	0	8	8.0	0	3	.000	0	1	.000	0	0	.000	1	1	2	2.0	1	0	0	1	1	0	0	0.0

NOTE: All* line includes stats at previous school. TOTAL line is UF only.

[illegible]

Misc. SCORING						NOTABLE
UF-Opp.	Paint	Off T/O	2nd Ch.	Fastbreak	Bench	UF overcame a 5-point deficit with a 15-0 second-half run and allowed just 9 points in the final 16 minutes.
vs. FGCU	46-26	24-7	16-13	14-4	28-22	
vs. Mercer						
vs. St. Bonaventure						
vs. Belmont						
vs. Seton Hall						
vs. Gonzaga/Quinnipiac						
vs. TBD						
at North Florida						
vs. Duke						
at Florida State						
vs. Charlotte						
Little Rock						
at Arkansas						
Ole Miss						
Tennessee						
at Alabama						
Georgia						
at South Carolina						
Vanderbilt						
at LSU						
at Oklahoma						
Missouri						
Kentucky						
at Georgia						
Texas A&M						
at Auburn						
at Mississippi State						
South Carolina						
at Kentucky						
Arkansas						
at Vanderbilt						
Total						
Average per game						

MATCHUP

SERIES HISTORY

- Mercer leads the all-time series, 7-5, with all but two of those contests coming in 1937 or before, and the teams have not met since 1979.
- This will be the first neutral-site game between the teams.

LAST MEETING

- Mercer topped UF, 69-67, on Dec. 18, 1979, as Reggie Hannah led the Gators with 28 points.

ABOUT THE OPPONENT

- Mercer received votes in the CollegeInsider.com preseason Mid-Major Top 25 poll.
- The Bears return three starters this season, including junior forward Stephon Jelks who averaged 11.7 points and 8.4 rebounds last season. Along with Jelks, the 6-foot-8 guard Demetre Rivers (9.7 ppg) and Desmond Ringer (7.8 ppg).
- Mercer opened the season with an 87-53 win over NAIA opponent Brewton-Parker. Ria'n Holland led the Bears with 24 points and Demetre Rivers added 18.

OPPONENT'S LAST 5 GAMES

Feb. 28	at UNC Greensboro	L	65-69
March 4	vs. The Citadel	W	71-69
March 5	vs. East Tenn. State	L	65-81
March 15	at Coastal Carolina	L	57-65
Nov. 11	Brewton-Parker	W	87-53

OPPONENT'S NEXT 5 GAMES

Nov. 20	Georgia Southern
Nov. 22	Radford
Nov. 25	vs. East Carolina (at Savannah)
Nov. 26	vs. TBD (at Savannah)
Nov. 29	Davidson

UF ALL-TIME VS. MERCER (5-7)

1919-20	A	L	21-30
Jan. 28, 1922	A	L	26-27
1923-24	A	L	19-31
1924-25	A	L	16-34
Feb. 8, 1926	A	L	21-26
Feb. 14, 1927	A	L	17-40
Jan. 6, 1934	H	W	38-24
Jan. 12, 1934	H	W	38-24
Jan. 12, 1935	A	W	39-24
Feb. 8, 1937	A	W	48-32
Nov. 27, 1976	H	W	105-63
Dec. 18, 1979	H	L	67-69

UF VS. CURRENT SoCON | SINCE 1960 (14-2)

Jan. 28, 1963	The Citadel	W	83-75
Dec. 2, 1964	VMI	W	68-59
Jan. 18, 1969	Furman	W	110-65
Dec. 2, 1969	vs. East Tennessee State	W	68-49
Dec. 1, 1970	Samford	W	79-74
Dec. 17, 1974	at Furman	L	65-86
Nov. 29, 1975	Furman	W	87-69
Dec. 2, 1975	East Tennessee State	W	74-61
Nov. 27, 1976	Mercer	W	105-63
Dec. 4, 1976	at East Tennessee State	W	62-59
Dec. 18, 1979	Mercer	L	67-69
Dec. 30, 1980	East Tennessee State	W	72-52
Dec. 2, 1986	Western Carolina	W	116-68
Dec. 28, 1999	VMI	W	113-68
Nov. 10, 2006	Samford	W	79-54
Nov. 18, 2006	Chattanooga	W	93-44

*NCAA Tournament; ^NIT

Category	UF	SEC Rank	Opponent
Scoring Offense	80.0	6	87.0
Scoring Defense	59.0	3	53.0
Scoring Margin	+21.0	3	+34.0
Field Goal Pct.	.452	7	.531
Field Goal Pct. Def.	.390	6	.313
3-Pt. FG Pct.	.267	10	.385
3-Pt. FG Pct. Def.	.400	11	.265
3-Pt. FG Made	4.0	11	10.0
3-Pt. FG Allowed	8.0	8	9.0
Free Throw Pct.	.769	1 (t53)	.692
Free Throws Made	20.0	t3	9.0
Rebounds	41.0	4	44.0
Opp. Rebounds	38.0	7	32.0
Offensive Rebounds	15.0	4	12.0
Defensive Rebounds	26.0	t7	32.0
Rebounding Margin	+3.0	t6	+12.0
Assists	11.0	11	23.0
Turnovers	7.0	1 (t4)	10.0
Opp. Turnovers	19.0	3	11.0
Turnover Margin	+12.0	2	+1.0
Assist/TO Ratio	1.6	3	2.3
Steals	13.0	1 (t12)	4.0
Blocked Shots	9.0	t2	1.0
National rank in parentheses for SEC-leading stats.			

NUMERICAL ROSTER

0	Kasey Hill	G	6-1	175	Sr.	3L	Umatilla, Fla./Montverde Academy
1	Devin Robinson	F	6-8	200	Jr.	2L	Chesterfield, Va./Christchurch School
2	Eric Hester	G	6-3	167	Fr.	HS	Clearwater, Fla./Oldsmar Christian
3	Jalen Hudson	G	6-6	190	Jr.	TR	Richmond, Va./Virginia Tech
5	KeVaughn Allen	G	6-2	183	So.	1L	Little Rock, Ark./North Little Rock
11	Chris Chiozza	G	6-0	176	Jr.	2L	Memphis, Tenn./White Station
12	Gorjok Gak	F/C	6-11	231	Fr.	HS	Sydney, Australia/Victory Rock Prep
13	Kearrius Hayes	F/C	6-9	218	So.	1L	Live Oak, Fla./Suwanee
15	John Egbunu	C	6-11	255	Jr.-R	1L	Bauchi, Nigeria/USF
21	Dontay Bassett	F	6-9	222	Fr.	HS	Oakland, Calif./Oldsmar Christian
23	Justin Leon	F	6-8	206	Sr.	1L	Conway, Ark./Shawnee (Ill.) CC
24	Canyon Barry	G	6-6	215	Gr.	TR	Colorado Springs, Colo./College of Charleston
25	Keith Stone	F	6-8	240	Fr.-R	SQ	Deerfield Beach, Fla./Zion Lutheran
32	Schuyler Rimmer	C	6-10	249	Sr.	1L	Orlando, Fla./Stanford

ALPHABETICAL ROSTER

5	KeVaughn Allen	G	6-2	183	So.	1L	Little Rock, Ark./North Little Rock
24	Canyon Barry	G	6-6	215	Gr.	TR	Colorado Springs, Colo./College of Charleston
21	Dontay Bassett	F	6-9	222	Fr.	HS	Oakland, Calif./Oldsmar Christian
11	Chris Chiozza	G	6-0	176	Jr.	2L	Memphis, Tenn./White Station
15	John Egbunu	C	6-11	255	Jr.-R	1L	Bauchi, Nigeria/USF
12	Gorjok Gak	F/C	6-11	231	Fr.	HS	Sydney, Australia/Victory Rock Prep
13	Kearrius Hayes	F/C	6-9	218	So.	1L	Live Oak, Fla./Suwanee
2	Eric Hester	G	6-3	167	Fr.	HS	Clearwater, Fla./Oldsmar Christian
0	Kasey Hill	G	6-1	175	Sr.	3L	Umatilla, Fla./Montverde Academy
3	Jalen Hudson	G	6-6	190	Jr.	TR	Richmond, Va./Virginia Tech
23	Justin Leon	F	6-8	206	Sr.	1L	Conway, Ark./Shawnee (Ill.) CC
32	Schuyler Rimmer	C	6-10	249	Sr.	1L	Orlando, Fla./Stanford
1	Devin Robinson	F	6-8	200	Jr.	2L	Chesterfield, Va./Christchurch School
25	Keith Stone	F	6-8	240	Fr.-R	SQ	Deerfield Beach, Fla./Zion Lutheran

Head Coach: Mike White (Ole Miss '00)

Assistant Coaches: Dusty May (Indiana '00), Jordan Mincy (Kent State '09), Darris Nichols (West Virginia '08)

Head Athletic Trainer: Dave Werner

Strength & Conditioning Coordinator: Preston Greene

Director of Basketball Operations: Kyle Church

Video Coordinator: Jonathan Blake

Academic Counselor: Tom Williams

Note: Coach White has no personal preference between Mike or Michael.

We use Mike in our materials simply for consistency's sake, and either form is perfectly acceptable in broadcast or print.

PRONUNCIATION GUIDE

KeVaughn Allen	KAY-vawn
Dontay Bassett	DAHN-tay BASS-ett
Chris Chiozza	chee-OH-zah
John Egbunu	egg-BOO-noo
Gorjok Gak	GORE-zhahk GACK
Kearrius Hayes	KEE-vahr-ee-us
Schuyler Rimmer	SKY-ler
Devin Robinson	DEV-in

CHARTING THE GATORS

ALL-TIME AT FLORIDA

Assists		
1.	Erving Walker	2008-12 547
2.	Ronnie Montgomery	1984-88 503
3.	Eddie Shannon	1995-99 493
4.	Nick Calathes	2007-09 452
5.	Vernon Delancy	1980-84 427
6.	Greg Williams	1993-97 423
7.	Scottie Wilbekin	2010-14 419
8.	Andrew Moten	1983-87 411
9.	Brett Nelson	1999-2003 406
10.	Taurean Green	2004-07 397
Chasing the top 10...		
	Kasey Hill	2013-present 373

Steals

1.	Eddie Shannon	1995-99 204
2.	Brett Nelson	1999-2003 198
	Dan Cross	1991-95 198
4.	Dwayne Davis	1987-91 178
5.	Corey Brewer	2004-07 176
6.	Scottie Wilbekin	2010-14 167
7.	Andrew Moten	1983-87 165
8.	Justin Hamilton	1999-2003 164
9.	Kenyan Weaks	1996-2000 163
10.	Erving Walker	2008-12 159
Chasing the top 10...		
	Kasey Hill	2013-present 124

Dunks

1.	Dwayne Davis	1987-91 168
2.	Eugene McDowell	1981-85 162
3.	David Lee	2001-05 155
4.	Alex Tyus	2007-11 146
5.	Patric Young	2010-14 142
6.	Joakim Noah	2004-07 130
7.	Andrew DeClercq	1991-95 102
8.	Udonis Haslem	1998-2002 101
9.	Al Horford	2004-07 100
10.	Vernon Delancy	1980-84 83
Chasing the top 10...		
	John Egbunu	2015-present 78

UF SINCE 1996-97

Games with 8+ Assists, 1 or Fewer Turnovers (career)

1.	Eddie Shannon	1995-99 5
2.	Chris Chiozza	2014-present 4
3.	Kasey Hill	2013-present 3
	Nick Calathes	2007-09 3
5.	Taurean Green	2004-07 2
	Justin Hamilton	1999-2003 2

1,000-POINT CLUB WATCH

Player	Has	Needs
Canyon Barry*	906	94
Kasey Hill	749	251

*Includes 893 points scored at College of Charleston

- NEUTRAL NOTES
- Mike White is 4-2 in neutral site games at UF, including 1-0 this season.
 - Kasey Hill's career-high 20 points came in a neutral game vs. North Carolina at the 2014 Battle 4 Atlantis. He also hit a career-best 10 free throws on in that game.
 - Hill averaged 11.6 points in UF's five neutral-site games in 2015-16. John Egbunu (10.8) and KeVaughn Allen (10.6) both averaged double-figure scoring in those games, as well.

ODDS & ENDS

2016-17 INDIVIDUAL STAT LEADERS & SEC RANKINGS

Category	Player	Stat	Rank
Scoring	Robinson	14.0	t17
Rebounds	Egbunu	8.0	t9
FG Pct.	Egbunu	.545	t10
3-Pt. FG Pct.	Robinson	1.000	t1
3-Pt. FG Made	Leon/Robinson	2.0	t9
FT Pct.	Allen/Hayes	1.000	t1
Assists	Chiozza/Hill	4.0	t8
Steals	Chiozza/Robinson	3.0	t4
Blocked Shots	Hayes	5.0	t2
A/T/O Ratio	Chiozza	Infinity	t9
Minutes	Hill	30.0	t17

*not qualified for rankings

- GATORS' LAST GAME
- Florida won its 25th consecutive season opener with an 80-59 victory over FGCU in Jacksonville, led by Devin Robinson's 14 points.
 - The Gators fell behind 50-45 early in the second half. From that point, UF went on a 15-0 run and limited FGCU to nine points over the final 16 minutes of the game.
 - UF had a balanced scoring attack, as all eight players who played double-figure minutes scoring between six and 14 points.
 - Kevarrius Hayes blocked a career-high five shots, the most since John Egbunu blocked five against Georgia on Feb. 16, 2016. Hayes also went 5-for-5 from the free throw line, a career high for makes and attempts.
 - The Gators got to the line and made the most of their opportunities there, finishing 20-for-26 (.769) and enjoying a 20-5 scoring advantage from the charity stripe.

GATORS' EXPERIENCE

- The Gators' opening day roster has more career Division I starts' worth of experience than any in recent memory (does not include redshirting transfers). UF's 2006-07 team returned 267 starts.
- The team's 521 games played entering the season is the most since the 595 games played on the 2013-14 opening day roster and the 2006-07 team's 575.

Season	Games	Starts
2016-17	521	295
2015-16	421	166
2014-15	502	136
2013-14	595	202
2012-13	573	246
2011-12	446	211
2010-11	509	223
2009-10	486	145
2008-09	343	118
2007-08	181	11
2006-07	575	267
2005-06	343	97
2004-05	369	196
2003-04	300	80

2016-17 INDIVIDUAL HONORS

KeVaughn Allen

Preseason All-SEC (2nd team media & coaches)

John Egbunu

Preseason All-SEC (2nd team coaches)

STANDINGS & RESULTS

2016-17 SEC STANDINGS

	SEC	Overall
Alabama	0-0 -	1-0 1.000
Arkansas	0-0 -	1-0 1.000
Auburn	0-0 -	1-0 1.000
FLORIDA	0-0 -	1-0 1.000
Kentucky	0-0 -	1-0 1.000
Ole Miss	0-0 -	1-0 1.000
Mississippi State	0-0 -	1-0 1.000
South Carolina	0-0 -	1-0 1.000
Texas A&M	0-0 -	1-0 1.000
LSU	0-0 -	0-0 -
Missouri	0-0 -	0-0 -
Georgia	0-0 -	0-1 .000
Tennessee	0-0 -	0-1 .000
Vanderbilt	0-0 -	0-1 .000

AP TOP 25	COACHES TOP 25
1. *Duke (58)	1. *Duke (27)
2. *Kentucky (2)	2. Kansas (1)
3. Kansas	3. Villanova (1)
4. Villanova (4)	4. *Kentucky (2)
5. Oregon (1)	5. Oregon
6. North Carolina	6. North Carolina
7. Xavier	7. Virginia
8. Virginia	8. Xavier
9. Wisconsin	9. Michigan State
10. Arizona	10. Wisconsin
11. Indiana	11. Arizona
12. Michigan State	12. Indiana
13. Louisville	13. ^Gonzaga
14. ^Gonzaga	14. Louisville
15. Purdue	15. Purdue
16. UCLA	16. Connecticut
17. Saint Mary's	17. Syracuse
18. Connecticut	18. West Virginia
19. Syracuse	19. Saint Mary's
20. West Virginia	20. UCLA
21. Texas	21. Maryland
22. Creighton	22. Texas
23. Rhode Island	23. Creighton
24. ^Iowa State	24. Rhode Island
25. Maryland	25. Cincinnati

*2016-17 Florida Opponent; ^Possible Opponent

FLORIDA IN THE POLLS & RATINGS

Date	AP	Coaches	RPI	KenPom	Sagarin	KPI	BPI
Preseason	RV	RV	*	17	*	*	*

*Initial rankings not yet released.

- SIGNEES
- DeAundrae Ballard:** Guard, Southwest Atlanta Christian Academy, Atlanta, Ga.; The 6-foot-6 Ballard is rated a four-star prospect by ESPN and 247Sports and is a member of the ESPN 100 (65th).
 - Chase Johnson:** Forward, Huntington Prep, Ripley, W.V.; The 6-foot-8 Johnson rates a four-star recruit via ESPN and three-star prospect by 247Sports.

HEAD COACH MIKE WHITE

YEAR-BY-YEAR COACHING RECORD

Year	School	Overall	League	Postseason
2011-12	Louisiana Tech	18-16 .529	6-8 .429	
2012-13	Louisiana Tech	27-7 .794	16-2 .889	NIT 2nd Round (1-1)
2013-14	Louisiana Tech	29-8 .784	13-3 .813	NIT Quarterfinals (2-1)
2014-15	Louisiana Tech	27-9 .750	15-3 .833	NIT Quarterfinals (2-1)
2015-16	Florida	21-15 .583	9-9 .500	NIT Quarterfinals (2-1)
2016-17	Florida	1-0 1.000	0-0 -	
Overall	5th Year	123-55 .691	59-25 .702	4 postseasons (7-4)
At UF	1st Year	22-15 .595	9-9 .500	1 postseason (2-1)

WHITE'S WIN-LOSS BREAKDOWN

	2016-17	Florida	Overall
Overall	1-0	22-15	123-55
vs. Conference	0-0	9-9	59-25
vs. Conference Home	0-0	6-3	35-7
vs. Conference Away	0-0	3-6	24-18
vs. Non-Conference (Reg. Season)	1-0	10-4	51-21
vs. Non-Conference Home	0-0	6-1	31-2
vs. Non-Conference Away	0-0	1-2	11-16
vs. Non-Conference Neutral	1-0	3-1	9-3
Postseason Play	0-0	3-2	13-9
Conference Tournament	0-0	1-1	6-5
NCAA Tournament	0-0	0-0	0-0
NIT	0-0	2-1	7-4
vs. AP Top 25	0-0	1-7	1-8
vs. AP Top 15	0-0	1-2	1-3
vs. AP Top 10	0-0	1-1	1-2
vs. AP Top 5	0-0	0-1	0-1
vs. AP No. 1	0-0	0-1	0-1
Overtime	0-0	0-1	3-4
November	1-0	6-1	25-8
December	0-0	3-3	23-13
January	0-0	6-3	30-10
February	0-0	3-5	26-11
March	0-0	4-3	19-13
April	0-0	0-0	0-0
Sunday	0-0	1-1	7-4
Monday	0-0	1-0	8-2
Tuesday	0-0	6-6	14-8
Wednesday	0-0	2-2	11-8
Thursday	0-0	1-0	30-9
Friday	1-0	3-1	10-4
Saturday	0-0	8-5	43-20
Scoring 49 or fewer	0-0	0-0	0-1
Scoring 50-59	0-0	2-4	10-12
Scoring 60-69	0-0	2-5	19-24
Scoring 70-79	0-0	7-5	45-13
Scoring 80-89	1-0	8-0	32-4
Scoring 90-99	0-0	2-1	11-1
Scoring 100+	0-0	1-0	6-0
Allowing 49 or fewer	0-0	1-0	16-0
Allowing 50-59	1-0	5-1	30-1
Allowing 60-69	0-0	9-3	41-9
Allowing 70-79	0-0	6-4	30-25
Allowing 80-89	0-0	1-6	4-17
Allowing 90-99	0-0	0-1	2-3
Allowing 100+	0-0	0-0	0-0

The University of Florida hired Mike White as head men's basketball coach, on Thursday, May 7, 2015.

In his first season at the helm, White guided Florida to a 21-15 record, one of three active SEC coaches to post a 20-win season in their first year on the job. It also matched a Florida record for most wins by a first-year head coach.

Under White, the Gators returned to the postseason, advancing to the quarterfinals of the NIT before falling to eventual tournament winner George Washington.

The Gators enter the second year under White's leadership with a unique challenge in front of them, playing the first 11 games of the season away from home as the renovation of Exactech Arena at the Stephen C. O'Connell Center finishes. Florida has a total of just 10 home games this season and is scheduled to re-open the building following the \$64.5 million project on Dec. 21.

White, the 2014-15 Conference USA Coach of the Year, came to the Gators after leading Louisiana Tech to a 101-40 record (.716) over past four seasons, including three straight conference championships. Born in Dunedin, Fla., White brought a wealth of SEC experience to the Gators, as a four-year starter at Ole Miss and later an assistant coach for seven seasons under two different head coaches on the Rebels' bench.

QUOTABLE WHITE

On the first several days of practice (10/6, UF Media Day):

"It was as good of a first practice as I've been a part of as an assistant or a head coach. Day two and day three were pretty good. Day one was really good. So obviously when you go for a long time for the first time and you go bone on bone at that length for the first time, fatigue's going to set in, not only physically, but mentally. I think our guys were pretty beat up the last couple days, but fought through it."

On the team's strengths this season (10/6, UF Media Day):

"I think this team has good experience. We've got really good depth. In my opinion, we've got really good length. And those would be three of the biggest strengths that stick out with this team, so I think we can be really good defensively and that will be the challenge to this team just like it was last year. Just like it was last year, but I think we can be better this year defensively."

On grad transfer Canyon Barry (10/6, UF Media Day):

"Canyon came here to have a chance to play in an NCAA Tournament, to play with high-level players. Canyon wants to win, and I expect him to maintain that mentality more than anything else, whether that means he scores 21 a night or scores 4. That goes for everyone on our team. He's very capable of scoring the ball, but I think he's underrated in other areas. He's a great communicator. He's always talking. He's a quick thinker. He's a very good passer. He's probably our best post passer right now in evaluating three practices. Kind of sees things before he catches the ball, he's always checking the defense, very good vision. I think he's going to be a good scouting report guy."



THE LAST TIME...

INDIVIDUAL PERFORMANCES

20 Points: 22, KeVaughn Allen, at George Washington, 3/23/16

25 Points: 27, John Egbunu, vs. Kentucky, 3/1/16

30 Points: 32, KeVaughn Allen, vs. Florida State, 12/29/15

35 Points: 37, Michael Frazier II, at South Carolina, 3/4/14

40 Points: 40, Eugene McDowell, vs. Biscayne, 12/21/82

50 Points: 54, Tony Miller, vs. Chicago State, 2/29/72

10 Rebounds: 12, Dorian Finney-Smith, at Ohio State, 3/20/16

12 Rebounds: 12, Dorian Finney-Smith, at Ohio State, 3/20/16

15 Rebounds: 15, Dorian Finney-Smith, at Arkansas, 1/11/14

20 Rebounds: 20, Andrew DeClercq, vs. Kentucky, 1/18/94

25 Rebounds: 25, Neal Walk, vs. Georgia, 3/1/69

30 Rebounds: 31, Neal Walk, vs. Alabama, 1/27/68

10 Assists: 10, Kasey Hill, at Texas A&M, 2/14/15

12 Assists: 13, Nick Calathes, at Georgia, 2/14/09

15 Assists: 17, Jason Williams, vs. Duquesne, 12/3/97

Made 8 Field Goals: 8-for-15, KeVaughn Allen, at George Washington, 3/23/16

Made 10 Field Goals: 12-for-15, John Egbunu, vs. Kentucky, 3/1/16

Made 12 Field Goals: 12-for-15, John Egbunu, vs. Kentucky, 3/1/16

Attempted 15 Field Goals: 8-for-15, KeVaughn Allen; 5-for-18, Kasey Hill; at George Washington, 3/23/16

Attempted 20 Field Goals: 12-for-21, Michael Frazier II, at South Carolina, 3/4/14

Attempted 25 Field Goals: 9-for-26, Anthony Roberson, vs. Tennessee, 1/19/05

Made 5 3-Pointers: 5-for-7, Dorian Finney-Smith, vs. West Virginia, 1/30/16

Made 6 3-Pointers: 6-for-7, KeVaughn Allen, at Ole Miss, 1/16/16

Made 7+ 3-Pointers: 11-for-18, Michael Frazier II, at South Carolina, 3/4/14

Attempted 10 3-Pointers: 4-for-10, Eli Carter, at Texas A&M, 2/14/15

Attempted 12 3-Pointers: 11-for-18, Michael Frazier II, at South Carolina, 3/4/14

Attempted 15 3-Pointers: 11-for-18, Michael Frazier II, at South Carolina, 3/4/14

Made 10 Free Throws: 10-for-12, Kasey Hill, vs. North Carolina (neutral at Bahamas), 11/28/14

Made 12 Free Throws: 13-for-16, Scottie Wilbekin, vs. Missouri, 2/4/14

Made 15 Free Throws: 19-for-22, Joakim Noah, vs. Georgia, 3/1/06

Attempted 10 Free Throws: 3-for-11, John Egbunu, 3/1/16

Attempted 15 Free Throws: 8-for-16, Kasey Hill, vs. Georgia, 1/2/16

Attempted 20 Free Throws: 19-for-22, Joakim Noah, vs. Georgia, 3/1/06

4-5 Blocks: 5, Kevarrus Hayes, vs. FGCU (neutral at Jacksonville), 11/11/16

6 Blocks: 6, Patric Young, vs. Savannah St., 11/20/12

7 Blocks: 7, Al Horford, vs. Ole Miss, 2/16/05

5 Steals: 5, Kasey Hill, at North Florida, 3/15/16

6 Steals: 6, Michael Frazier II, at Vanderbilt, 2/3/15

7 Steals: 7, Dan Werner, vs. Georgia, 2/9/08

Double-Double: Dorian Finney-Smith, at Ohio State, 3/20/16, 16 points/12 rebounds

Double-Double with Points/Assists: Scottie Wilbekin, vs. Missouri, 1/19/13, 13 points/10 assists

Triple-Double: Nick Calathes, vs. Georgia, 1/28/09, 20 points/13 rebounds/10 assists

2 Straight Double-Doubles: John Egbunu, vs. Ole Miss, 2/9/16, 14 points/10 rebounds; vs. Alabama, 2/13/16, 10 points/11 rebounds

3 Straight Double-Doubles: Dorian Finney-Smith, at Texas A&M, 1/12/16, 17 points/12 rebounds; at Ole Miss, 1/16/16, 17 points/10 rebounds; vs. Mississippi State, 1/19/16, 20 points/13 rebounds

4 Straight Double-Doubles: David Lee, vs. Vanderbilt, 2/23/05, 13 points/14 rebounds; at South Carolina, 2/27/05, 13 points/14 rebounds; at Georgia, 3/2/05, 17 points/13 rebounds; vs. Kentucky, 3/6/05, 11 points/10 rebounds

20 Points & 10 assists: Erving Walker, vs. Georgia, 1/27/10, 21 points/10 assists

20 Points & 10 Rebounds: Dorian Finney-Smith, vs. Mississippi State, 1/19/16, 20 points/13 rebounds

20 Points & 15 Rebounds: Dorian Finney-Smith, at Arkansas, 1/11/14, 22 points/15 rebounds

25 Points & 10 Rebounds: Erik Murphy, vs. LSU (SEC Tournament), 3/15/13, 27 points/12 rebounds

25 Points & 15 Rebounds: Greg Stolt, vs. USF, 12/10/96, 33 points/15 rebounds

30 Points & 10 Rebounds: Joakim Noah, vs. Georgia, 3/1/06, 37 points/11 rebounds

30 Points & 15 Rebounds: Greg Stolt, vs. USF, 12/10/96, 33 points/15 rebounds

TEAM PERFORMANCES

85 Points: 97, at North Florida, 3/15/16

90 Points: 97, at North Florida, 3/15/16

95 Points: 97, at North Florida, 3/15/16

100 Points: 104, vs. North Carolina A&T, 11/16/15

105 Points: 107, vs. Jacksonville, 11/25/11

110 Points: 112, NCAA Tournament vs. Jackson State, 3/16/07

120 Points: 125, vs. FAMU, 12/10/00

130 Points: 131, vs. New Hampshire, 11/29/99

50 Rebounds: 54, vs. Alabama, 2/13/16

55 Rebounds: 57, vs. Richmond, 12/1/15

60 Rebounds: 62, NCAA Tournament vs. Jackson State, 3/16/07

20 Offensive Rebounds: 23, vs. Alabama, 2/13/16

25 Offensive Rebounds: 27, vs. Bethune-Cookman, 12/11/99

Made 35 Field Goals: 35-for-68, at North Florida, 3/15/16

Made 40 Field Goals: 42-for-73, vs. North Carolina A&T, 11/18/10

Made 45 Field Goals: 46-for-81, vs. New Hampshire, 11/29/99

Attempted 65 Field Goals: 28-for-65, at George Washington, 3/23/16

Attempted 70 Field Goals: 23-for-70, at Vanderbilt, 1/26/16

Attempted 75 Field Goals: 39-for-76, vs. Jackson State, 11/11/11

Attempted 80 Field Goals: 39-for-83, vs. FAU, 11/27/00

Made 10 3-Pointers: 16-for-32, at North Florida, 3/15/16

Made 12 3-Pointers: 16-for-32, at North Florida, 3/15/16

Made 15 3-Pointers: 16-for-32, at North Florida, 3/15/16

Made 18 3-Pointers: 18-for-35, vs. Robert Morris, 12/30/96

Attempted 25 3-Pointers: 16-for-32, at North Florida, 3/15/16

Attempted 30 3-Pointers: 16-for-32, at North Florida, 3/15/16

Attempted 35 3-Pointers: 14-for-35, vs. Stetson, 11/28/11

Made 25 Free Throws: 25-for-33, at Missouri, 3/5/16

Made 30 Free Throws: 30-for-36, vs. Arkansas, 2/3/16

Made 35 Free Throws: 35-for-39, vs. Vanderbilt, 2/7/04

Made 40 Free Throws: 40-for-50, vs. Morehead State, 12/22/98

Attempted 35 Free Throws: 16-for-37, vs. Kentucky, 3/1/16

Attempted 40 Free Throws: 24-for-41, vs. Georgia, 1/2/16

Attempted 45 Free Throws: 33-for-45, vs. Florida State, 11/25/05

Attempted 50 Free Throws: 40-for-50, vs. Morehead State, 12/22/98

20 Assists: 23, at North Florida, 3/15/16

25 Assists: 25, at Auburn, 2/16/13

30 Assists: 32, vs. Northeastern, 12/22/03

10 Steals: 13, at North Florida, 3/15/16

15 Steals: 17, vs. Wake Forest (neutral at Sunrise), 12/20/14

20 Steals: 22, vs. VMI, 12/28/99

25 Steals: 25, vs. Morehead State, 12/22/98

Forced 20 Turnovers: 21, at North Florida, 3/15/16

Forced 25 Turnovers: 25, vs. Toledo, 11/14/08

Forced 30 Turnovers: 30, vs. Georgia, 2/5/00

Forced 35 Turnovers: 35, vs. Florida A&M, 12/4/99

8-9 Blocks: 9, vs. FGCU (neutral at Jacksonville), 11/11/16

10 Blocks: 10, at Georgia, 1/6/16

11 Blocks: 11, vs. FGCU, 11/27/15

12 Blocks: 12, vs. FAMU, 12/17/06

Had 5/6 Players with 10 Points: 6 players, at North Florida, 3/15/16; Dorian Finney-Smith (15), Kasey Hill (14), KeVaughn Allen (13), John Egbunu (13), Chris Chiozza (11), Devin Robinson (10)

Had 7/8 Players with 10 Points: 8 players, vs. North Carolina A&T, 11/18/10; Kenny Boynton (16), Chandler Parsons (16), Casey Prather (12), Erik Murphy (11), Erving Walker (11), Scottie Wilbekin (11), Patric Young (11), Vernon Macklin (10)

Had 2 Players with 20 Points: vs. Jacksonville, 12/14/14; Dorian Finney-Smith (25), Michael Frazier II (22)

Had 3 Players with 20 Points: at Arkansas, 2/18/12; Erving Walker (31), Kenny Boynton (25), Bradley Beal (21)

Had 2 Players with 25 Points: at Arkansas, 2/18/12; Erving Walker (31), Kenny Boynton (25)

Had 2 Players with 30 Points: vs. Georgia, 3/3/62; Cliff Luyk (36), Tom Barbee (32)

Had 6/7 Players Make a 3-Pointer: 7, at North Florida, 3/15/16

Had 8 Players Make a 3-Pointer: 8, vs. North Carolina A&T, 11/16/15

Had 9 Players Make a 3-Pointer: 9, vs. Chattanooga, 11/18/06 (*tied for NCAA record*)

Had 2 Players with 10 Rebounds: vs. Alabama, 2/13/16; Devin Robinson (12), John Egbunu (11)

Had 3 Players with 10 Rebounds: vs. Richmond, 12/1/15; John Egbunu (14), Dorian Finney-Smith (13), Devin Robinson (13)

Had 2 Players with a Double-Double: vs. Richmond, 12/1/15; John Egbunu (17 points, 14 rebounds), Devin Robinson (12 points, 13 rebounds)

Had 3 Players with a Double-Double: vs. Jacksonville, 12/18/05; Corey Brewer (15 points, 13 assists & 10 rebounds), Joakim Noah (21 points, 10 rebounds), Al Horford (20 points, 11 rebounds)

Overcame a 10-Point Deficit: 1/19/15, vs. Mississippi State; Trailing 56-45 at 16:06 in 2nd half & won 81-78


Lost a 10-Point Lead: 1/24/15, at Ole Miss; Led 20-9 at 11:02 in 1st half, lost 72-71

Made a Game-Winner: 2/18/15, vs. Vanderbilt, Devin Robinson dunk with 2.1 seconds left to put UF ahead, 48-47 (Chiozza FTs sealed 50-47 win)

Made a Buzzer-Beater: 1/23/10, vs. South Carolina, Chandler Parsons 3-Pointer at the buzzer to win, 56-55

Lost on a Game-Winner: 12/29/15, vs. Florida State, Dwayne Bacon jumper with :04 left to defeat UF, 73-71

2016-17 FLORIDA GATORS



#0 KASEY HILL
G | Sr. | 6-1 | 175 | Umatilla, Fla.



#1 DEVIN ROBINSON
F | Jr. | 6-8 | 200 | Chesterfield, Va.



#2 ERIC HESTER
G | Fr. | 6-3 | 167 | Clearwater, Fla.



#3 JALEN HUDSON
G | Jr. | 6-6 | 190 | Richmond, Va.



#5 KEVAUGHN ALLEN
G | So. | 6-2 | 183 | Little Rock, Ark.




#11 CHRIS CHIOZZA
G | Jr. | 6-0 | 176 | Memphis, Tenn.



#12 GORJOK GAK
F/C | Fr. | 6-11 | 231 | Sydney, Australia



#13 KEVARRIUS HAYES
F/C | So. | 6-9 | 218 | Live Oak, Fla.



#15 JOHN EGBUNU
C | Jr. | 6-11 | 255 | Bauchi, Nigeria



#21 DONTAY BASSETT
F | Fr. | 6-9 | 222 | Oakland, Calif.



#23 JUSTIN LEON
F | Sr. | 6-8 | 206 | Conway, Ark.



#24 CANYON BARRY
G | Gr. | 6-6 | 215 | Colorado Springs, Colo.



#25 KEITH STONE
F | Fr. | 6-8 | 240 | Deerfield Beach, Fla.



#32 SCHUYLER RIMMER
C | Sr. | 6-10 | 249 | Orlando, Fla.



MIKE WHITE
Head Coach



DUSTY MAY
Assistant Coach



JORDAN MINCY
Assistant Coach



DARRIS NICHOLS
Assistant Coach

MEDIA INFORMATION

The University of Florida appreciates the media coverage from all local, regional and national outlets. The Communications Office believes in developing mutually beneficial relationships with the media and we emphasize a positive and professional working environment with all entities. The ultimate goal of the Communications Office is to provide accurate and timely information about our athletic teams and to ensure that we assist the media to the best of our abilities while they cover our program.

GAME COVERAGE

CREDENTIALS: Requests for credentials will be taken online and reviewed by Denver Parler. To access the credential request form, please visit www.sportssystem.com/florida. Once you have submitted your credential request, you will receive an automated email from the Communications Department acknowledging your request was received and is being reviewed. Once a decision on your request is made, you will receive an email with further information. Requests must be made by the day prior to a game (noon for afternoon games or 4:30 p.m. for evening games).

CREDENTIAL PICK-UP: Credentials will be mailed up until 10 days prior to the event or held at the Press Will Call window at Gate One of the O'Connell Center, which opens for pick-up 90 minutes prior to each game. Credentials can be overnighted at the expense of the media organization within 10 days of the event (by request).

PARKING: A limited number of parking spaces exist and can be requested online with your credential application. Please note that if you request to pick up your credentials at Press Will Call, we will be unable to provide a parking pass as you will have to park before visiting Press Will Call. Free parking is available in the deck next to the O'Connell Center and is generally still available 75-90 minutes before the game.

MEDIA ROOM/INTERVIEW AREA: Located between Gates 1 & 4 in the Martial Arts room near the loading dock, the media room includes work space, necessary electrical outlets, a television and wireless internet. A pre-game meal, snacks and soft drinks are also available in the media room. The pre-game meal begins 1:15 before tip. Post-game coach and player press conferences are also conducted in this area.

FLORIDA LOCKER ROOM: The Gator locker room is closed to the media with the exception of the SEC and NCAA Tournaments. Coach White and selected players will be available to the media following games in the media room/interview area. At Florida home games, players are available first while Coach White will follow with a post-game press conference in the Martial Arts/Media Room. If the visiting team chooses to utilize the media room, they will do so either directly before or after Florida players. Coach White will typically go last.

VISITOR LOCKER ROOM: Interview policies and procedures will be determined by visiting Sports Information Directors and coaches. Those procedures will be announced on game days.

GENERAL GAME DAY MEDIA SERVICES: Game program/scorecard, game notes, play-by-play, complete halftime and final statistics, coaches' & player quote sheets and post-game notes are all regular services on game days.

SEATING: Press seating is assigned, and all media members are asked to utilize their assigned seat. A limited number of front-row courtside press seats are available and will be provided to national publications, major daily newspapers and/or those who cover Florida basketball regularly. Additional seating will be at the front row table in the baseline bleachers near Gate 2 and in the second row courtside behind the press table. Photographers are restricted to two baseline locations closest to the team benches.

TENTATIVE MEDIA SCHEDULE: NOV. 7-20

Monday	Tuesday	Wednesday	Thursday	Friday	Saturday	Sunday
No Availability	No Availability	2:15 p.m. Coach White/ Player	No Availability	7:30 p.m. Game vs. FGCU (at Jacksonville)	No Availability	8 p.m. Game vs. Mercer (at Jacksonville)

Monday	Tuesday	Wednesday	Thursday	Friday	Saturday	Sunday
No Availability	2:15 p.m. Coach White/ Player	No Availability	7 p.m. Game vs. St. Bonaventure (at Lakeland)	No Availability	No Availability	TBA

2016-17 QUICK FACTS

University Facts

Location: Gainesville, Fla.
Founded: 1853
Enrollment: 53,744
Conference: Southeastern (SEC)
Nickname: Gators
UF President: Dr. W. Kent Fuchs
Athletic Director: Jeremy Foley; Scott Stricklin (incoming, Nov. 1)
Mascots: Albert and Alberta
Colors: Orange (PMS 172) and Blue (PMS 287)
Website: FloridaGators.com
Facebook: facebook.com/GatorsMBK
Twitter: @GatorsMBK, @MikeWhiteUF
Instagram: @gatorsmbk

Coaching Staff Facts

Head Coach: Mike White (Ole Miss '00)
UF Record: 2nd season/22-15
Overall Record: 6th season/123-55
Assistant Coaches: Dusty May (Indiana '00), Jordan Mincy (Kent State '09), Darris Nichols (West Virginia '08)
Athletic Trainer: David "Duke" Werner
Strength & Conditioning Coordinator: Preston Greene
Director of Basketball Operations: Kyle Church
Video Coordinator: Jonathan Blake
Office Manager: Tracy Pfaff
Staff Assistant: Mike Robuck
Academic Counselor: Tom Williams

Program Facts

Arena: Exactech Arena at the Stephen C. O'Connell Center (10,133)
Season: 98th
Overall Record: 1,368-1,076
SEC Record: 607-632
NCAA Tournaments: 17 (1989, '94, '95, '99, 2000, '01, '02, '03, '04, '05, '06, '07, '10, '11, '12, '13, '14)
Final Fours: 5 (1994, 2000, '06, '07, '14)
National Championships: 2 (2006, '07)
NIT Appearances: 10 (1969, '84, '85, '86, '92, '93, '98, 2008, '09, '16)
SEC Tournament Championships: 4 (2005, '06, '07, '14)
SEC Championships: 7 (1989, 2000, '01, '07, '11, '13, '14)
All-Americans: 25
All-SEC: 106
SEC Academic Honor Roll: 113
NBA Draftees: 35
2015-16 Record: 21-15
2014-15 Conference Record: 9-9 (t-8th)
Lettermen Returning/Lost: 8/7
Starters Returning/Lost: 4/1

Communications Contact

Denver Parler
Email: denverp@gators.ufl.edu
Office: 352-375-4683 ext. 6135
Cell: 352-318-3493
Main Comm. Office Phone: 352-375-4683, ext. 6100
Fax: 352-375-4809

#5 KeVaughn Allen

Sophomore | G | 6-2 | 183 | Little Rock, Ark. | North Little Rock

Overview

- An explosive athlete with the ability to score in bunches from beyond the arc, as well.
- Named 2016 SEC All-Freshman, ranking second on the Gators in scoring both for the season (11.6) and in SEC action (12.3)
- Named SEC Freshman of the Week on Feb. 1 after his 19-point performance in helping Florida knock off ninth-ranked West Virginia.
- Exploded for a career-high 32 points in the loss to Florida State, marking the fifth-most points in a game by a Florida freshman all-time and the most since Matt Walsh had 33 vs. Miami (12/21/02).

2016-17 Highlights

- Named preseason second-team All-SEC in the media and coaches polls.
- Projects as the starting 2-guard for the second straight season and figures to be one of the Gators' primary offensive weapons.



			Total		3-Point		F-Throws		Rebounds												Scoring	
Season	gp-gs	min/avg	fg-fga	pct	fg-fga	pct	ft-fa	pct	off	def	tot	avg	pf	fo	ast	to	blk	stl	pts	avg		
2015-16	36-34	978/27.2	134-336	.399	51-162	.315	99-117	.846	18	79	97	2.7	56	0	57	35	5	41	418	11.6		
2016-17	1-1	29/29.0	2-8	.250	0-3	.000	2-2	1.000	1	1	2	2.0	1	0	2	1	0	2	6	6.0		
TOTAL	37-35	1007/27.2	136-344	.395	51-165	.309	101-119	.849	19	80	99	2.7	57	0	59	36	5	43	424	11.5		

Opponent	Date	gs min		Total		3-Pointers		Free throws		Rebounds											
		fg-fga	pct	3fg-fga	pct	ft-fa	pct	off	def	tot	avg	pf	a	t/o	blk	stl	pts	avg			
vs FGCU	11/11/16	*	29	2-8	.250	0-3	.000	2-2	1.000	1	1	2	2.0	1	2	1	0	2	6	6.0	
Totals		1	29	2-8	.250	0-3	.000	2-2	1.000	1	1	2	2.0	1	2	1	0	2	6	6.0	

Games played: 1
Minutes/game: 29.0
Points/game: 6.0
FG Pct: 25.0
3FG Pct: 0.0
FT Pct: 100.0

Rebounds/game: 2.0
Assists/game: 2.0
Turnovers/game: 1.0
Assist/turnover ratio: 2.0
Steals/game: 2.0

Allen Game Highs

Points	
2016-17	6, vs. FGCU (11/11/16)
Career	32, vs. Florida State (12/29/15)
Rebounds	
2016-17	2, vs. FGCU (11/11/16)
Career	6, at Ole Miss (1/16/16)
Field Goals	
2016-17	2, vs. FGCU (11/11/16)
Career	10, vs. Florida State (12/29/15)
Field Goal Attempts	
2016-17	8, vs. FGCU (11/11/16)
Career	18, vs. Florida State (12/29/15)
3-Point Field Goals	
2016-17	---
Career	6, at Ole Miss (1/16/16)
3-Point FG Attempts	
2016-17	3, vs. FGCU (11/11/16)
Career	9, at Georgia (2/16/16)
Free Throws	
2016-17	2, vs. FGCU (11/11/16)
Career	9, 2x, last vs. West Va. (1/30/16)
Free Throw Attempts	
2016-17	2, vs. FGCU (11/11/16)
Career	9, 2x, last vs. West Va. (1/30/16)
Assists	
2016-17	2, vs. FGCU (11/11/16)
Career	4, vs. West Virginia (1/30/16)
Steals	
2016-17	2, vs. FGCU (11/11/16)
Career	2, 13x, last at GW (3/23/16)
Blocked Shots	
2016-17	---
Career	1, 5x, last at Missouri (3/5/16)
Minutes Played	
2016-17	29, vs. FGCU (11/11/16)
Career	35, 3x, last vs. West Va. (1/30/16)

#24 CANYON BARRY

GRADUATE | G | 6-6 | 215 | COLORADO SPRINGS, COLO. | COLL. OF CHARLESTON

Overview

- Averaged 12.8 points in 70 appearances with College of Charleston
- Enrolled in graduate studies in nuclear engineering at UF
- Two-time Academic All-American, earning first-team honors in 2016 and second-team recognition in 2015.
- 2015 CAA Winter Sports Scholar-Athlete Award (Men's Basketball)
- Three-Time CAA All-Academic Team (2014, 2015 and 2016)
- Three-Time CAA Player of the Week selection
- 2014 CAA All-Rookie Team
- CAA Co-Rookie of the Week selection (Nov. 18, 2013)

2016-17 Highlights

- Gives Florida an additional 3-point threat, but also has the ability to drive to the rim.
- Projects as a wing guard in a three-guard lineup with the potential to play 2-guard in a big lineup.



Season				Total		3-Point		F-Throws			Rebounds											Scoring	
	gp-gs	min/avg		fg-fga	pct	fg-fga	pct	ft-fa	pct	off	def	tot	avg	pf	fo	ast	to	blk	stl	pts	avg		
2013-14*	24-12	573/23.9		71-210	.338	26-85	.306	56-76	.737	16	42	58	2.4	44	0	33	52	6	11	224	9.3		
2014-15*	33-33	1147/34.8		146-385	.379	64-174	.368	57-79	.722	28	139	167	5.1	62	2	53	66	16	38	413	12.5		
2015-16*	13-13	415/31.9		84-209	.402	28-84	.333	60-71	.845	6	38	44	3.4	20	0	17	31	7	10	256	19.7		
2016-17	1-0	24/24.0		5-12	.417	0-3	.000	3-6	.500	3	3	6	6.0	0	0	0	0	0	1	13	13.0		
TOTAL	1-0	24/24.0		5-12	.417	0-3	.000	3-6	.500	3	3	6	6.0	0	0	0	0	0	1	13	13.0		
All*	71-58	2159/30.4		306-816	.375	118-346	.341	176-232	.759	53	222	275	3.9	126	2	103	149	29	60	906	12.8		

Opponent	Date	gs min		Total fg-fga		pct		3-Pointers 3fg-fga		pct		Free throws ft-fa		pct		Rebounds off def tot avg				pf	a	t/o	blk	stl	pts	avg
vs FGCU	11/11/16		24	5	12	.417	0	3	.000	3	6	.500	3	3	6	6.0	0	0	0	0	0	0	0	1	13	13.0
Totals		0	24	5	12	.417	0	3	.000	3	6	.500	3	3	6	6.0	0	0	0	0	0	0	0	1	13	13.0

Games played: 1
Minutes/game: 24.0
Points/game: 13.0
FG Pct: 41.7
3FG Pct: 0.0
FT Pct: 50.0

Rebounds/game: 6.0
Steals/game: 1.0

Barry Game Highs

Points	
2016-17/UF	13, vs. FGCU (11/11/16)
Career	31, 2x, last at Davidson (11/21/15)
Rebounds	
2016-17/UF	6, vs. FGCU (11/11/16)
Career	10, vs. UNC-Wilmington (1/21/15)
Field Goals	
2016-17/UF	5, vs. FGCU (11/11/16)
Career	12, at Davidson (11/21/15)
Field Goal Attempts	
2016-17/UF	12, vs. FGCU (11/11/16)
Career	25, at Davidson (11/21/15)
3-Point Field Goals	
2016-17/UF	---
Career	5, 4x, last at Campbell (12/22/15)
3-Point FG Attempts	
2016-17/UF	3, vs. FGCU (11/11/16)
Career	9, 5x, last at Campbell (12/22/15)
Free Throws	
2016-17/UF	3, vs. FGCU (11/11/16)
Career	13, vs. East Carolina (12/7/15)
Free Throw Attempts	
2016-17	6, vs. FGCU (11/11/16)
Career	14, vs. East Carolina (12/7/15)
Assists	
2016-17/UF	---
Career	6, at Charlotte (12/16/14)
Steals	
2016-17/UF	1, vs. FGCU (11/11/16)
Career	6, vs. South Carolina St. (12/11/14)
Blocked Shots	
2016-17/UF	---
Career	2, 3x, last at Navy (11/16/15)
Minutes Played	
2016-17/UF	24, vs. FGCU (11/11/16)
Career	43, vs. UNC-Wilmington (1/21/15)

#11 CHRIS CHIOZZA

JUNIOR | G | 6-0 | 176 | MEMPHIS, TENN. | WHITE STATION

Overview

- Part of UF's two-headed point guard tandem along with Kasey Hill, Chiozza led the team in assists with 156 as a sophomore.
- Chiozza is an attacking point guard with the ability to distribute or score himself.
- Has four career games with 8+ assists and one or fewer turnovers, second only to Eddie Shannon's five since the 1996-97 season.
- Had an all-around game at Missouri his sophomore season matching his career high with 17 points, setting a personal best with seven rebounds, while also posting eight assists vs. one turnover.
- Had a 12-game stretch from 12/22/15-2/3/16 where he averaged 6.4 assists per game and a 3.21 assist-to-turnover ratio.

2016-17 Highlights

- Once again expected to share the point guard position with Hill, giving the Gators plentiful experience in that role.



Season	gp-gs		min/avg		Total		3-Point		F-Throws		Rebounds				Scoring						
					fg-fga	pct	fg-fga	pct	ft-fla	pct	off	def	tot	avg	pf	fo	ast	to	blk	stl	pts
2014-15	33-11	752/22.8	44-113	.389	21-65	.323	21-44	.477	13	59	72	2.2	54	1	72	41	1	39	130	3.9	
2015-16	36-22	857/23.8	86-250	.344	41-128	.320	47-59	.797	10	94	104	2.9	82	2	156	65	2	39	260	7.2	
2016-17	1-0	21/21.0	2-5	.400	0-2	.000	2-3	.667	1	1	2	2.0	3	0	4	0	0	3	6	6.0	
TOTAL	70-33	1630/23.3	132-368	.359	62-195	.318	70-106	.660	24	154	178	2.5	139	3	232	106	3	81	396	5.7	

Opponent	Date	gs min		Total		3-Pointers		Free throws		Rebounds											
		fg-fga	pct	3fg-fga	pct	ft-fla	pct	off	def	tot	avg	pf	a	t/o	blk	stl	pts	avg			
vs FGCU	11/11/16		21	2-5	.400	0-2	.000	2-3	.667	1	1	2	2.0	3	4	0	0	3	6	6.0	
Totals		0	21	2-5	.400	0-2	.000	2-3	.667	1	1	2	2.0	3	4	0	0	3	6	6.0	

Games played: 1
Minutes/game: 21.0
Points/game: 6.0
FG Pct: 40.0
3FG Pct: 0.0
FT Pct: 66.7

Rebounds/game: 2.0
Assists/game: 4.0
Assist/turnover ratio: 99.9
Steals/game: 3.0

Chiozza Game Highs

Points	
2016-17	6, vs. FGCU (11/11/16)
Career	17, 2x, last at Missouri (3/5/16)
Rebounds	
2016-17	2, vs. FGCU (11/11/16)
Career	7, 2x, last vs. Texas A&M (3/11/16)
Field Goals	
2016-17	2, vs. FGCU (11/11/16)
Career	5, 3x, last at Missouri (3/5/16)
Field Goal Attempts	
2016-17	5, vs. FGCU (11/11/16)
Career	12, 3x, last vs. Alabama (2/13/16)
3-Point Field Goals	
2016-17	---
Career	3, 6x, last at UNF (3/15/16)
3-Point FG Attempts	
2016-17	2, vs. FGCU (11/11/16)
Career	9, at South Carolina (2/20/16)
Free Throws	
2016-17	2, vs. FGCU (11/11/16)
Career	8, vs. Arkansas (2/3/16)
Free Throw Attempts	
2016-17	3, vs. FGCU (11/11/16)
Career	12 vs. Texas A&M (3/3/15)
Assists	
2016-17	4, vs. FGCU (11/11/16)
Career	9, at Ole Miss (1/16/16)
Steals	
2016-17	3, vs. FGCU (11/11/16)
Career	6, vs. UAB (11/27/14)
Blocked Shots	
2016-17	---
Career	1, 3x, last vs. Arkansas (3/10/16)
Minutes Played	
2016-17	21, vs. FGCU (11/11/16)
Career	37, vs. ULM (11/21/14)

#15 JOHN EGBUNU


SOPHOMORE (R) | C | 6-11 | 255 | BAUCHI, NIGERIA | USF

Overview

- Immediate starter at UF, where he finished third on the team in scoring, first in blocks and second in rebounding.
- Set a Florida record with 75 dunks in 2015-16, including nine in his 27-point outing vs. Kentucky.
- Provides a physical post presence in the middle with the ability to shot-block on the defensive end of the floor.
- Transferred to UF in Summer 2014, following one season at USF.

2016-17 Highlights

- Florida's starting center for the second straight year, looks to make the jump into being a dominant SEC big man.
- Named preseason second-team All-SEC by the coaches.



Season	gp-gs	min/avg	Total		3-Point		F-Throws		Rebounds				Scoring			
			fg-fga	pct	fg-fga	pct	ft-fa	pct	off	def	tot	avg	pts	avg		
2013-14*	32-31	793/24.8	89-151	.589	0-1	.000	60-110	.545	80	118	198	6.2	238	7.4		
2015-16	34-30	857/25.2	149-252	.591	0-0	.000	92-173	.532	92	128	220	6.5	390	11.5		
2016-17	1-1	24/24.0	6-11	.545	0-0	.000	1-2	.500	5	3	8	8.0	13	13.0		
TOTAL	35-31	881/25.2	155-263	.589	0-0	.000	93-175	.531	97	131	228	6.5	403	11.5		
All*	67-62	1674/25.0	244-414	.589	0-1	.000	153-285	.537	177	249	426	6.4	641	9.6		

Opponent	Date	gs	min	Total		3-Pointers		Free throws		Rebounds				pf	a	t/o	blk	stl	pts	avg
				fg-fga	pct	3fg-fga	pct	ft-fa	pct	off	def	tot	avg							
vs FGCU	11/11/16	*	24	6-11	.545	0-0	.000	1-2	.500	5	3	8	8.0	2	0	1	1	0	13	13.0
Totals		1	24	6-11	.545	0-0	.000	1-2	.500	5	3	8	8.0	2	0	1	1	0	13	13.0

Games played: 1
Minutes/game: 24.0
Points/game: 13.0
FG Pct: 54.5
FT Pct: 50.0

Rebounds/game: 8.0
Turnovers/game: 1.0
Blocks/game: 1.0

Egbunu Game Highs

Points

2016-17 13, vs. FGCU (11/11/16)
UF/Career 27, vs. Kentucky (3/1/16)

Rebounds

2016-17 8, vs. FGCU (11/11/16)
UF 14, vs. Richmond (12/1/15)
Career 14, 2x, last vs. Richmond (12/1/15)

Field Goals

2016-17 6, vs. FGCU (11/11/16)
UF/Career 12, vs. Kentucky (3/1/16)

Field Goal Attempts

2016-17 11, vs. FGCU (11/11/16)
UF/Career 15, vs. Kentucky (3/1/16)

3-Point Field Goals

2016-17/UF/Career ---

3-Point FG Attempts

2016-17/UF ---
Career 1, at Temple (1/9/14)

Free Throws

2016-17 1, vs. FGCU (11/11/16)
UF/Career 8, vs. Mississippi State (1/19/16)

Free Throw Attempts

2016-17 2, vs. FGCU (11/11/16)
UF/Career 14, vs. Alabama (2/13/16)

Assists

2016-17 ---
UF 1, 12x, last at UNF (3/15/16)
Career 2, vs. Santa Clara (12/23/13)

Steals

2016-17 ---
UF 2, 2x, last vs. Alabama (2/13/16)
Career 2, 3x, last vs. Alabama (2/13/16)

Blocked Shots

2016-17 1, vs. FGCU (11/11/16)
UF/Career 5, at Georgia (2/16/16)

Minutes Played

2016-17 24, vs. FGCU (11/11/16)
UF/Career 36, vs. Ole Miss (2/9/16)

Note: Career highs from 2013-14 took place at USF.

#12 GORJOK GAK

FRESHMAN | F/C | 6-11 | 231 | SYDNEY, AUSTRALIA | VICTORY ROCK PREP

Overview

- An adept passer whose 7-foot-4 wingspan enables him to play above the rim.
- Runs the floor and handles the ball well, enabling him to stretch defenses.
- Rated a three-star prospect by ESPN, Rivals and 247 Sports.
- ESPN.com bottom line: "Gak is a high major power forward that is new to the game but has all the tools to be successful immediately on the college level."

2016-17 Highlights

- Granted a waiver by to compete immediately the day before Florida's first game of the season after previously being ruled ineligible.



Season	gp-gs	min/avg	Total		3-Point		F-Throws		Rebounds				pf	fo	ast	to	blk	stl	Scoring	
			fg-fga	pct	fg-fga	pct	ft-fla	pct	off	def	tot	avg							pts	avg
2016-17	1-0	3/3.0	0-0	.000	0-0	.000	0-0	.000	0	0	0	0.0	0	0	0	0	0	0	0	0.0
TOTAL	1-0	3/3.0	0-0	.000	0-0	.000	0-0	.000	0	0	0	0.0	0	0	0	0	0	0	0	0.0

Opponent	Date	gs	min	Total		3-Pointers		Free throws		Rebounds				pf	a	t/o	blk	stl	pts	avg
				fg-fga	pct	3fg-fga	pct	ft-fla	pct	off	def	tot	avg							
vs FGCU	11/11/16		3	0-0	.000	0-0	.000	0-0	.000	0	0	0	0.0	0	0	0	0	0	0	0.0
Totals			0	3	0-0	.000	0-0	.000	0-0	.000	0	0	0	0.0	0	0	0	0	0	0.0

Games played: 1
Minutes/game: 3.0

Gak Game Highs

Points	2016-17/Career	---
Rebounds	2016-17/Career	---
Field Goals	2016-17/Career	---
Field Goal Attempts	2016-17/Career	---
3-Point Field Goals	2016-17/Career	---
3-Point FG Attempts	2016-17/Career	---
Free Throws	2016-17/Career	---
Free Throw Attempts	2016-17/Career	---
Assists	2016-17/Career	---
Steals	2016-17/Career	---
Blocked Shots	2016-17/Career	---
Minutes Played	2016-17/Career	3, vs. FGCU (11/11/16)

#13 KEVARRIUS HAYES

SOPHOMORE | F/C | 6-9 | 218 | LIVE OAK, FLA. | SUWANEE

Overview

- Long and athletic shot-blocker and rebounder, who has a great motor and is an outstanding mover.
- Started six games and scored a season-high 14 points in each of the two final games of the season while starting in place of the injured John Egbunu.
- Drew praise from head coach Mike White throughout his freshman season for his consistent effort and attitude.

2016-17 Highlights

- Projects to fill the backup center spot again, but may also see minutes as a power forward.



Season	gp-gs		Total		3-Point		F-Throws		Rebounds				Scoring			
			fg-fga	pct	fg-fga	pct	ft-fla	pct	off	def	tot	avg	pf	fo	ast	to
2015-16	35-6	403/11.5	35-50	.700	0-0	.000	28-59	.475	45	47	92	2.6	64	0	7	17
2016-17	1-0	14/14.0	2-2	1.000	0-0	.000	5-5	1.000	1	4	5	5.0	2	0	1	5
TOTAL	36-6	417/11.6	37-52	.712	0-0	.000	33-64	.516	46	51	97	2.7	66	0	8	22

Opponent	Date	gs min		Total		3-Pointers		Free throws		Rebounds				pf	a	t/o	blk	stl	pts	avg
				fg-fga	pct	3fg-fga	pct	ft-fla	pct	off	def	tot	avg							
vs FGCU	11/11/16		14	2-2	1.000	0-0	.000	5-5	1.000	1	4	5	5.0	2	1	1	5	0	9	9.0
Totals		0	14	2-2	1.000	0-0	.000	5-5	1.000	1	4	5	5.0	2	1	1	5	0	9	9.0

Games played: 1
Minutes/game: 14.0
Points/game: 9.0
FG Pct: 100.0
FT Pct: 100.0

Rebounds/game: 5.0
Assists/game: 1.0
Turnovers/game: 1.0
Assist/turnover ratio: 1.0
Blocks/game: 5.0

Hayes Game Highs

Points	
2016-17	9, vs. FGCU (11/11/16)
Career	14, 2x, last at GW (3/23/16)
Rebounds	
2016-17	5, vs. FGCU (11/11/16)
Career	7, 2x, last vs. Florida St. (12/29/15)
Field Goals	
2016-17	2, vs. FGCU (11/11/16)
Career	6, at G. Washington (3/23/16)
Field Goal Attempts	
2016-17	2, vs. FGCU (11/11/16)
Career	7, at G. Washington (3/23/16)
3-Point Field Goals	
2016-17/Career	---
3-Point FG Attempts	
2016-17/Career	---
Free Throws	
2016-17/Career	5, vs. FGCU (11/11/16)
Free Throw Attempts	
2016-17/Career	5, vs. FGCU (11/11/16)
Assists	
2016-17	1, vs. FGCU (11/11/16)
Career	2, at UNF (3/15/16)
Steals	
2016-17	---
Career	2, 2x, last vs. Richmond (12/1/15)
Blocked Shots	
2016-17/Career	5, vs. FGCU (11/11/16)
Minutes Played	
2016-17	14, vs. FGCU (11/11/16)
Career	34, at G. Washington (3/23/16)

#2 ERIC HESTER

FRESHMAN | G | 6-3 | 167 | CLEARWATER, FLA. | OLDSMAR CHRISTIAN

Overview

- The first high school players to commit to UF under head coach Mike White.
- A long guard who boasts a 6-foot-10 wingspan and the motor to be an elite defender.
- Named a top-100 player in USA Today's composite rankings.
- Rated a four-star prospect by Rivals and 247 Sports and a three-star recruit by ESPN and Scout.

2016-17 Highlights

- Combo guard who will look to get minutes in the Gators' deep and experienced backcourt.



Season	gp-gs	min/avg	Total		3-Point		F-Throws		Rebounds				Scoring			
			fg-fga	pct	fg-fga	pct	ft-fa	pct	off	def	tot	avg	pf	fo	ast	to
2016-17	1-0	2/2.0	0-1	.000	0-1	.000	0-0	.000	0	1	1	1.0	0	0	0	0
TOTAL	1-0	2/2.0	0-1	.000	0-1	.000	0-0	.000	0	1	1	1.0	0	0	0	0

Opponent	Date	gs	min	Total		3-Pointers		Free throws		Rebounds				pf	a	t/o	blk	stl	pts	avg
				fg-fga	pct	3fg-fga	pct	ft-fa	pct	off	def	tot	avg							
vs FGCU	11/11/16		2	0-1	.000	0-1	.000	0-0	.000	0	1	1	1.0	0	0	0	0	1	0	0.0
Totals		0	2	0-1	.000	0-1	.000	0-0	.000	0	1	1	1.0	0	0	0	0	1	0	0.0

Games played: 1
Minutes/game: 2.0
FG Pct: 0.0
3FG Pct: 0.0

Rebounds/game: 1.0
Steals/game: 1.0

Hester Game Highs

Points

2016-17/Career ---

Rebounds

2016-17/Career 1, vs. FGCU (11/11/16)

Field Goals

2016-17/Career ---

Field Goal Attempts

2016-17/Career 1, vs. FGCU (11/11/16)

3-Point Field Goals

2016-17/Career ---

3-Point FG Attempts

2016-17/Career 1, vs. FGCU (11/11/16)

Free Throws

2016-17/Career ---

Free Throw Attempts

2016-17/Career ---

Assists

2016-17/Career ---

Steals

2016-17/Career 1, vs. FGCU (11/11/16)

Blocked Shots

2016-17/Career ---

Minutes Played

2016-17/Career 2, vs. FGCU (11/11/16)

#0 KASEY HILL


JUNIOR | G | 6-1 | 180 | UMATILLA, FLA. | MONTVERDE ACADEMY

Overview

- Has three career 10-assist games and three games with at least eight assists and one turnover or fewer.
- Has the potential to move into the top five all-time on UF's career assists list.
- Especially dangerous in transition and open-floor situations, Hill is an outstanding athlete with the ability to play above the rim.
- 2013 McDonald's All-American.

2016-17 Highlights

- The lone four-year senior on the team, Hill projects to tag-team point guard duties with Chris Chiozza.



Season	gp-gs		Total		3-Point		F-Throws		Rebounds				Scoring			
			fg-fga	pct	fg-fga	pct	ft-fa	pct	off	def	tot	avg	pts	avg	pts	avg
2013-14	32-8	703/22.0	57-140	.407	5-35	.143	57-86	.663	9	54	63	2.0	67	2	100	50
2014-15	33-32	1000/30.3	89-235	.379	8-29	.276	50-95	.526	13	64	77	2.3	66	1	149	72
2015-16	36-17	858/23.8	118-302	.391	19-64	.297	71-132	.538	12	74	86	2.4	87	2	120	72
2016-17	1-1	30/30.0	4-5	.800	0-0	.000	3-4	.750	0	3	3	3.0	1	0	4	1
TOTAL	102-58	2591/25.4	268-682	.393	32-128	.250	181-317	.571	34	195	229	2.2	221	5	373	195

Opponent	Date	gs min		Total		3-Pointers		Free throws		Rebounds				Field Goals			
				fg-fga	pct	3fg-fga	pct	ft-fa	pct	off	def	tot	avg	pts	avg	pts	avg
vs FGCU	11/11/16	*	30	4-5	.800	0-0	.000	3-4	.750	0	3	3	3.0	1	4	1	0
Totals		1	30	4-5	.800	0-0	.000	3-4	.750	0	3	3	3.0	1	4	1	0

Games played: 1
Minutes/game: 30.0
Points/game: 11.0
FG Pct: 80.0
FT Pct: 75.0

Rebounds/game: 3.0
Assists/game: 4.0
Turnovers/game: 1.0
Assist/turnover ratio: 4.0
Steals/game: 2.0

Hill Game Highs

Points

2016-17 11, vs. FGCU (11/11/16)
Career 20, vs. UNC (11/28/14)

Rebounds

2016-17 3, vs. FGCU (11/11/16)
Career 8, vs. Arkansas (1/31/15)

Field Goals

2016-17 4, vs. FGCU (11/11/16)
Career 7, 4x, last at Ohio State (3/20/16)

Field Goal Attempts

2016-17 5, vs. FGCU (11/11/16)
Career 18, at G. Washington (3/23/16)

3-Point Field Goals

2016-17 ---
Career 2, 5x, last at UNF (3/15/16)

3-Point FG Attempts

2016-17 ---
Career 5, 2x, last at Missouri (3/5/16)

Free Throws

2016-17 3, vs. FGCU (11/11/16)
Career 10, vs. UNC (11/28/14)

Free Throw Attempts

2016-17 4, vs. FGCU (11/11/16)
Career 16, vs. Georgia (1/2/16)

Assists

2016-17 4, vs. FGCU (11/11/16)
Career 10, 3x, last at Texas A&M (2/14/15)

Steals

2016-17 2, vs. FGCU (11/11/16)
Career 5, 2x, last at UNF (3/15/16)

Blocked Shots

2016-17 ---
Career 2, 2x, last vs. Arkansas (2/3/16)

Minutes Played

2016-17 30, vs. FGCU (11/11/16)
Career 37, 3x, last at LSU (2/21/15)

#23 JUSTIN LEON

SENIOR | F | 6-8 | 206 | CONWAY, ARK. | SHAWNEE (ILL.) C.C.

Overview

- Moved into the starting lineup at the beginning of SEC play due to his max-effort style of play, ultimately starting 11 games in his first season at UF.
- Had a monster game against LSU, scoring 14 points and grabbing a team-high nine rebounds. Leon also spent most of the game guarding Ben Simmons.
- The first Mike White recruit to suit up for the Gators.

2016-17 Highlights

- Has the potential to play minutes at the 3 and the 4 this season after playing mostly 3 last season as Dorian Finney-Smith dominated minutes at the 4.



Season	gp-gs		min/avg		Total		3-Point		F-Throws		Rebounds				Scoring						
					fg-fga	pct	fg-fga	pct	ft-fla	pct	off	def	tot	avg	pf	fo	ast	to	blk	stl	pts
2015-16	34-11	507	14.9	72-146	.493	25-67	.373	12-26	.462	46	61	107	3.1	52	0	11	21	5	10	181	5.3
2016-17	1-1	19	19.0	3-8	.375	2-3	.667	0-0	.000	0	3	3	3.0	3	0	0	1	0	1	8	8.0
TOTAL	35-12	526	15.0	75-154	.487	27-70	.386	12-26	.462	46	64	110	3.1	55	0	11	22	5	11	189	5.4

Opponent	Date	gs min		Total		3-Pointers		Free throws		Rebounds				pf	a	t/o	blk	stl	pts	avg
		fg	min	fg-fga	pct	3fg-fga	pct	ft-fla	pct	off	def	tot	avg							
vs FGCU	11/11/16	*	19	3-8	.375	2-3	.667	0-0	.000	0	3	3	3.0	3	0	1	0	1	8	8.0
Totals		1	19	3-8	.375	2-3	.667	0-0	.000	0	3	3	3.0	3	0	1	0	1	8	8.0

Games played: 1
Minutes/game: 19.0
Points/game: 8.0
FG Pct: 37.5
3FG Pct: 66.7

Rebounds/game: 3.0
Turnovers/game: 1.0
Steals/game: 1.0

Leon Game Highs

Points	
2016-17	8, vs. FGCU (11/11/16)
Career	16, at Texas A&M (1/12/16)

Rebounds	
2016-17	3, vs. FGCU (11/11/16)
Career	9, vs. LSU (1/9/16)

Field Goals	
2016-17	3, vs. FGCU (11/11/16)
Career	7, at Texas A&M (1/12/16)

Field Goal Attempts	
2016-17	8, vs. FGCU (11/11/16)
Career	11, vs. Alabama (2/13/16)

3-Point Field Goals	
2016-17	2, vs. FGCU (11/11/16)
Career	3, 2x, last at UNF (3/15/16)

3-Point FG Attempts	
2016-17	3, vs. FGCU (11/11/16)
Career	5, 3x, last at UNF (3/15/16)

Free Throws	
2016-17	---
Career	2, 2x, last at GW (3/23/16)

Free Throw Attempts	
2016-17	---
Career	4, vs. Mississippi State (1/19/16)

Assists	
2016-17	---
Career	3, 2x, last at UNF (3/15/16)

Steals	
2016-17	1, vs. FGCU (11/11/16)
Career	1, 10x, last vs. FGCU (11/11/16)

Blocked Shots	
2016-17	---
Career	1, 3x, last at Georgia (2/16/16)

Minutes Played	
2016-17	19, vs. FGCU (11/11/16)
Career	25, 2x, last at S. Carolina (2/20/16)

#32 SCHUYLER RIMMER

SENIOR | C | 6-10 | 249 | ORLANDO, FLA. | STANFORD

Overview

- Provided additional frontcourt depth off the bench for the Gators, including 21 critical minutes in the win vs. ninth-ranked West Virginia.
- Mid-year transfer from Stanford in 2014-15, given a waiver to compete at the beginning of the 2015-16 season.
- Big man who is most at home in the post, but also has a mid-range jump shot.

2016-17 Highlights

- Will again serve as a post reserve as the team's lone walk-on this season.



Season			Total		3-Point		F-Throws		Rebounds											Scoring	
	gp-gs	min/avg	fg-fga	pct	fg-fga	pct	ft-fa	pct	off	def	tot	avg	pf	fo	ast	to	blk	stl	pts	avg	
2013-14*	14-0	69/4.9	3-9	.333	0-0	.000	1-7	.143	1	8	9	0.6	11	0	0	5	1	0	7	0.5	
2014-15*	2-0	6/3.0	0-0	.000	0-0	.000	1-2	.500	1	2	3	1.5	0	0	0	0	0	0	1	0.5	
2015-16	25-0	162/6.5	13-30	.433	1-1	1.000	9-10	.900	10	20	30	1.2	25	0	3	7	5	0	36	1.4	
2016-17	1-0	2/2.0	0-0	.000	0-0	.000	0-0	.000	0	0	0	0.0	1	0	0	0	0	0	0	0.0	
TOTAL	26-0	164/6.3	13-30	.433	1-1	1.000	9-10	.900	10	20	30	1.2	26	0	3	7	5	0	36	1.4	
All*	42-0	239/5.7	16-39	.410	1-1	1.000	11-19	.579	12	30	42	1.0	37	0	3	12	6	0	44	1.0	

Opponent	Date	gs min		Total		3-Pointers		Free throws		Rebounds											
		fg-fga	pct	3fg-fga	pct	ft-fla	pct	off	def	tot	avg	pf	a	t/o	blk	stl	pts	avg			
vs FGCU	11/11/16	2		0-0	.000	0-0	.000	0-0	.000	0	0	0	0.0	1	0	0	0	0	0.0		
Totals		0	2	0-0	.000	0-0	.000	0-0	.000	0	0	0	0.0	1	0	0	0	0	0.0		

Games played: 1
Minutes/game: 2.0

Rimmer Game Highs

Points	
2016-17	---
UF/Career	9, vs. N. Carolina A&T (11/16/15)
Rebounds	
2016-17	---
UF/Career	6, vs. West Virginia (1/30/16)
Field Goals	
2016-17	---
UF/Career	4, vs. N. Carolina A&T (11/16/15)
Field Goal Attempts	
2016-17	---
UF/Career	6, vs. N. Carolina A&T (11/16/15)
3-Point Field Goals	
2016-17	---
UF/Career	1, vs. N. Carolina A&T (11/16/15)
3-Point FG Attempts	
2016-17	---
UF/Career	1, vs. N. Carolina A&T (11/16/15)
Free Throws	
2016-17	---
UF/Career	2, 4x, last vs. West Va. (1/30/16)
Free Throw Attempts	
2016-17	---
UF	2, 5x, last at UNF (3/15/16)
Career	2, 9x, last at UNF (3/15/16)
Assists	
2016-17	---
UF/Career	1, 3x, last vs. Arkansas (2/3/16)
Steals	
2016-17/UF/Career	---
Blocked Shots	
2016-17	---
UF	1, 4x, last at Georgia (2/16/16)
Career	1, 5x, last at Georgia (2/16/16)
Minutes Played	
2016-17	2, vs. FGCU (11/11/16)
UF/Career	21, vs. West Virginia (1/30/16)
Note: Career highs before 2015 from Stanford.	

#1 DEVIN ROBINSON

JUNIOR | F | 6-8 | 200 | CHESTERFIELD, VA. | CHRISTCHURCH SCHOOL

Overview

- Noted by head coach Mike White as one of the Gators' most improved players of 2015-16 with plenty of room for further growth.
- Has shown flashes of the ability to be a standout SEC player, but looks to add consistency.
- Named to the 2015 SEC All-Freshman team.
- Robinson brings length to the wing, with the ability to put the ball on the floor or pull up for a 3-pointer.
- Playmaker who can cause matchup problems at the 3 position due to his size and at the 4 due to his athleticism.

2016-17 Highlights

- Looks to take more minutes at the 4 position in his junior season with the graduation of Dorian Finney-Smith.



Season	gp-gs		min/avg		Total		3-Point		F-Throws		Rebounds				pf		fo		ast		to		blk		stl		Scoring	
					fg-fga	pct	fg-fga	pct	ft-fla	pct	off	def	tot	avg													pts	avg
2014-15	33	17	628	19.0	78-194	.402	21-82	.256	35-55	.636	27	65	92	2.8	57	2	23	31	13	17	212	6.4						
2015-16	36	18	832	23.1	114-249	.458	36-106	.340	59-78	.756	61	140	201	5.6	87	3	17	29	21	18	323	9.0						
2016-17	1	1	24	24.0	4-7	.571	2-2	1.000	4-4	1.000	2	4	6	6.0	2	0	0	1	2	3	14	14.0						
TOTAL	70	36	1484	21.2	196-450	.436	59-190	.311	98-137	.715	90	209	299	4.3	146	5	40	61	36	38	549	7.8						

Opponent	Date	gs		min		Total		3-Pointers		Free throws		Rebounds				pf	a	t/o	blk	stl	pts	avg
						fg-fga	pct	3fg-fga	pct	ft-fla	pct	off	def	tot	avg							
vs FGCU	11/11/16	*		24		4-7	.571	2-2	1.000	4-4	1.000	2	4	6	6.0	2	0	1	2	3	14	14.0
Totals			1	24		4-7	.571	2-2	1.000	4-4	1.000	2	4	6	6.0	2	0	1	2	3	14	14.0

Games played: 1
Minutes/game: 24.0
Points/game: 14.0
FG Pct: 57.1
3FG Pct: 100.0
FT Pct: 100.0

Rebounds/game: 6.0
Turnovers/game: 1.0
Steals/game: 3.0
Blocks/game: 2.0

Robinson Game Highs

Points	
2016-17	14, vs. FGCU (11/11/16)
Career	17, at South Carolina (2/20/16)

Rebounds	
2016-17	6, vs. FGCU (11/11/16)
Career	13, vs. Richmond (12/1/15)

Field Goals	
2016-17	4, vs. FGCU (11/11/16)
Career	6, 2x, last at S. Carolina (2/20/16)

Field Goal Attempts	
2016-17	7, vs. FGCU (11/11/16)
Career	13, at LSU (2/21/15)

3-Point Field Goals	
2016-17	2, vs. FGCU (11/11/16)
Career	4, at LSU (2/27/16)

3-Point Attempts	
2016-17	2, vs. FGCU (11/11/16)
Career	6, 3x, last at S. Carolina (2/20/16)

Free Throws	
2016-17	4, vs. FGCU (11/11/16)
Career	5, 2x, last vs. Georgia (1/2/16)

Free Throw Attempts	
2016-17	4, vs. FGCU (11/11/16)
Career	6, 2x, last vs. Georgia (1/2/16)

Assists	
2016-17	---
Career	3, 4x, last at Ohio State (3/20/16)

Steals	
2016-17	3, vs. FGCU (11/11/16)
Career	4, at LSU (2/27/16)

Blocked Shots	
2016-17	2, vs. FGCU (11/11/16)
Career	3, at South Carolina (2/20/16)

Minutes Played	
2016-17	24, vs. FGCU (11/11/16)
Career	40, at South Carolina (2/20/16)

#25 KEITH STONE

FRESHMAN (R) | F | 6-8 | 240 | DEERFIELD BEACH, FLA. | ZION LUTHERAN

Overview

- Strong wing player with the size and strength to compete on the interior.
- Rated a four-star prospect by ESPN and a three-star by Rivals.
- ESPN.com bottom line: "Stone is a combination forward that is a tough cover. He can make plays from almost anywhere inside the arc. Stone is just scratching the surface of how good he can become. When Stone is locked in and competing he has a high major game to go along with his terrific scoring package."

2016-17 Highlights

- Figures to be a significant rotation player immediately with the offensive firepower and versatility to push older teammates for minutes.



			Total		3-Point		F-Throws		Rebounds											Scoring	
Season	gp-gs	min/avg	fg-fga	pct	fg-fga	pct	ft-fa	pct	off	def	tot	avg	pf	fo	ast	to	blk	stl	pts	avg	
2016-17	1-0	8/8.0	0-3	.000	0-1	.000	0-0	.000	1	1	2	2.0	1	0	0	1	1	0	0	0.0	
TOTAL	1-0	8/8.0	0-3	.000	0-1	.000	0-0	.000	1	1	2	2.0	1	0	0	1	1	0	0	0.0	

Florida Individual Game-by-Game (as of Nov 12, 2016)

All games

#25 Stone, Keith

Opponent	Date	gs min		Total fg-fga		3-Pointers 3fg-fga		Free throws ft-fa		Rebounds				pf	a	t/o	blk	stl	pts	avg
				fg-fga	pct	3fg-fga	pct	ft-fa	pct	off	def	tot	avg							
vs FGCU	11/11/16	8		0-3	.000	0-1	.000	0-0	.000	1	1	2	2.0	1	0	1	1	0	0	0.0
Totals		0	8	0-3	.000	0-1	.000	0-0	.000	1	1	2	2.0	1	0	1	1	0	0	0.0

Games played: 1

Minutes/game: 8.0

FG Pct: 0.0

3FG Pct: 0.0

Rebounds/game: 2.0

Turnovers/game: 1.0

Blocks/game: 1.0

Stone Game Highs

Points	
2016-17/Career	---
Rebounds	
2016-17/Career	2, vs. FGCU (11/11/16)
Field Goals	
2016-17/Career	---
Field Goal Attempts	
2016-17/Career	3, vs. FGCU (11/11/16)
3-Point Field Goals	
2016-17/Career	---
3-Point FG Attempts	
2016-17/Career	1, vs. FGCU (11/11/16)
Free Throws	
2016-17/Career	---
Free Throw Attempts	
2016-17/Career	---
Assists	
2016-17/Career	---
Steals	
2016-17/Career	---
Blocked Shots	
2016-17/Career	1, vs. FGCU (11/11/16)
Minutes Played	
2016-17/Career	8, vs. FGCU (11/11/16)

NOT COMPETING IN 2016-17

#21 DONTAY BASSETT

FRESHMAN | F | 6-9 | 222 | OAKLAND, CALIF. | OLDSMAR CHRISTIAN

Overview

- Power forward with the ability to face up and handle the ball.
- Rated a three-star prospect by ESPN, Rivals and Scout.

2016-17 Highlights

- Projects as a power forward with good size and strength.
- Diagnosed with a stress fracture in his right foot in October and will red-shirt while recovering.



#3 JALEN HUDSON

JUNIOR | G | 6-6 | 190 | RICHMOND, VA. | VIRGINIA TECH

Overview

- Played 67 games at Virginia Tech with 27 starts, averaging 7.7 points over two seasons in Blacksburg.
- Shot .432 out of the backcourt and went .500 or better from the field in 29 games at VT.
- Brings good length to the perimeter.

2016-17 Highlights

- Gives the Gators a talented and experienced player with outstanding scoring ability waiting in the wings while sitting out due to transfer rules.



Season	gp-gs min/avg		Total		3-Point		F-Throws		Rebounds											Scoring	
			fg-fga	pct	fg-fga	pct	ft-fga	pct	off	def	tot	avg	pf	fo	ast	to	blk	stl	pts	avg	
2014-15*	32-3	535/16.7	80-167	.479	15-53	.283	47-73	.644	23	40	63	2.0	58	2	37	51	10	17	222	6.9	
2015-16*	35-24	700/20.0	99-247	.401	28-81	.346	67-100	.670	59	79	138	3.9	67	2	21	49	5	21	293	8.4	
All*	67-27	1235/18.4	179-414	.432	43-134	.321	114-173	.659	82	119	201	3.0	125	4	58	100	15	38	515	7.7	

2016-17 BOX SCORES

Official Basketball Box Score -- Game Totals -- Final Statistics

FGCU vs Florida

11/11/16 7:30 p.m. at Veterans Mem. Arena - Jacksonville, Fla.

FGCU 59 • 0-1

#	Player		Total		3-Ptr	Rebounds			PF	TP	A	TO	Blk	Stl	Min
			FG-FGA	FG-FGA	FT-FTA	Off	Def	Tot							
13	SCOTT Jr, RaySean	f	1-3	1-3	2-2	1	3	4	3	5	1	1	0	0	21
21	MORANT, Demetris	f	1-3	0-0	1-2	3	6	9	1	3	1	1	1	0	32
00	GOODWIN, Brandon	g	6-12	2-3	0-1	2	2	4	3	14	0	3	0	0	27
05	JOHNSON, Zach	g	2-10	0-4	2-6	1	0	1	3	6	2	3	0	0	25
11	TERRELL, Christian	g	4-11	1-4	0-0	1	1	2	1	9	1	5	0	0	33
01	REID, Reggie		2-7	1-2	0-0	0	1	1	1	5	2	2	0	1	13
03	TUCKER, Rayjon		4-6	2-3	0-0	0	3	3	3	10	1	3	0	0	21
10	MICKLE, Kevin		0-0	0-0	0-0	1	1	2	3	0	0	0	0	0	12
23	CARLYLE, Christian		0-1	0-0	0-0	0	1	1	0	0	0	0	0	0	4
32	SIMMONS, Antravious		3-6	1-1	0-0	2	2	4	4	7	0	1	1	0	12
Team						3	4	7							
Totals			23-59	8-20	5-11	14	24	38	22	59	8	19	2	1	200
FG % 1st Half: 15-34 44.1%			2nd half: 8-25 32.0%	Game: 23-59 39.0%		Deadball									
3FG % 1st Half: 5-12 41.7%			2nd half: 3-8 37.5%	Game: 8-20 40.0%		Rebounds									
FT % 1st Half: 0-0 0.0%			2nd half: 5-11 45.5%	Game: 5-11 45.5%		2									

Florida 80 • 1-0

#	Player		Total		3-Ptr	Rebounds			PF	TP	A	TO	Blk	Stl	Min
			FG-FGA	FG-FGA	FT-FTA	Off	Def	Tot							
01	Robinson, Devin	f	4-7	2-2	4-4	2	4	6	2	14	0	1	2	3	24
23	Leon, Justin	f	3-8	2-3	0-0	0	3	3	3	8	0	1	0	1	19
15	Egbunu, John	c	6-11	0-0	1-2	5	3	8	2	13	0	1	1	0	24
00	Hill, Kasey	g	4-5	0-0	3-4	0	3	3	1	11	4	1	0	2	30
05	Allen, KeVaughn	g	2-8	0-3	2-2	1	1	2	1	6	2	1	0	2	29
02	Hester, Eric		0-1	0-1	0-0	0	1	1	0	0	0	0	0	1	2
11	Chiozza, Chris		2-5	0-2	2-3	1	1	2	3	6	4	0	0	3	21
12	Gak, Gorjok		0-0	0-0	0-0	0	0	0	0	0	0	0	0	0	3
13	Hayes, Kavarrius		2-2	0-0	5-5	1	4	5	2	9	1	1	5	0	14
24	Barry, Canyon		5-12	0-3	3-6	3	3	6	0	13	0	0	0	1	24
25	Stone, Keith		0-3	0-1	0-0	1	1	2	1	0	0	1	1	0	8
32	Rimmer, Schuyler		0-0	0-0	0-0	0	0	0	1	0	0	0	0	0	2
Team						1	2	3							
Totals			28-62	4-15	20-26	15	26	41	16	80	11	7	9	13	200
FG % 1st Half: 14-33 42.4%			2nd half: 14-29 48.3%	Game: 28-62 45.2%		Deadball									
3FG % 1st Half: 3-8 37.5%			2nd half: 1-7 14.3%	Game: 4-15 26.7%		Rebounds									
FT % 1st Half: 9-13 69.2%			2nd half: 11-13 84.6%	Game: 20-26 76.9%		1									

Officials: Pat Adams, Bruce Benedict, Nate Green

Technical fouls: FGCU-None. Florida-None.

Attendance: 5212

Score by periods	1st	2nd	Total
FGCU	35	24	59
Florida	40	40	80

Points	In	Off	2nd	Fast	
FGCU	Paint	T/O	Chance	Break	Bench
UF	28	7	13	4	22
	46	24	16	14	28

2016-17 MISCELLANEOUS STATS

Times Led UF in Scoring

<i>Includes times co-led</i>	Season	Career
Devin Robinson	1	9
KeVaughn Allen	0	9
Kasey Hill	0	8
John Egbunu	0	5
Justin Leon	0	2

Times Led UF in Rebounding

<i>Includes times co-led</i>	Season	Career
John Egbunu	1	8
Devin Robinson	0	10
Chris Chiozza	0	3
Kearrius Hayes	0	2
Justin Leon	0	2
KeVaughn Allen	0	1
Schuyler Rimmer	0	1

Times Led UF in Assists

<i>Includes times co-led</i>	Season	Career
Kasey Hill	1	54
Chris Chiozza	1	27
KeVaughn Allen	0	1
Kearrius Hayes	0	1

Double-Figure Scoring Games

	Season	Career
Devin Robinson	1	31
Kasey Hill	1	25
John Egbunu	1	23
Canyon Barry	1	1
KeVaughn Allen	0	22
Chris Chiozza	0	15
Justin Leon	0	7
Kearrius Hayes	0	2

20-Point Games

	Season	Career
KeVaughn Allen	0	3
John Egbunu	0	2
Kasey Hill	0	1

Double-Figure Rebounding Games

	Season	Career
John Egbunu	0	7
Devin Robinson	0	4

Double-Doubles

	Season	Career
John Egbunu	0	6
Devin Robinson	0	3

Dunks (Season Total: 4)

	Season	Career
John Egbunu	3	78
Kasey Hill	1	15
Devin Robinson	0	35
KeVaughn Allen	0	13
Justin Leon	0	13
Kearrius Hayes	0	9
Schuyler Rimmer	0	1

Charges Drawn (Season Total: 1)

	Season	Career
Devin Robinson	1	10
Kearrius Hayes	0	7
Justin Leon	0	6
Chris Chiozza	0	3
John Egbunu	0	1
Kasey Hill	0	1

Point Distribution (%)

Freshmen	0	0.0%
Sophomores	15	18.8%
Juniors	33	41.3%
Seniors	32	40.0%
TOTAL	80	

Technical Fouls

Opponents	0
Florida	0

Technical Foul Free Throws

Opponents	0-0
Florida	0-0

Opening Tips Controlled

Opponents	1
Florida	0

3-Second Violation

Opponents	0
Florida	0

Shot Clock Expired

Opponents	0
Florida	0

10-Second Violation

Opponents	0
Florida	0

Backcourt Violation

Opponents	0
Florida	0

Florida's First Sub

<i>Includes all when multiple players enter</i>	
Canyon Barry	1

Scored UF's First Points

Devin Robinson	1
----------------	---

How Scored UF's First Points

3-Pointer	1
Jump Shot	0
Layup	0
Dunk	0
Free Throw	0

Three-Point Plays

<i>Ordered by most opportunities</i>	Season	Career
Kearrius Hayes	1-1	2-5
Chris Chiozza	0-1	3-6
Kasey Hill	0-0	9-23
John Egbunu	0-0	10-22
Devin Robinson	0-0	15-20
KeVaughn Allen	0-0	7-7
Justin Leon	0-0	1-2
TOTALS	1-2	47-85

Four-Point Plays

	Season	Career
Chris Chiozza	0-0	1-1
TOTALS	0-0	1-1

3-Pointer Streak - Team

Florida:	833 (at UK, 1/11/92)
Opponents:	593 (FAMU,12/04/99)

Players in Double Figures

Players	Games
1	0
2	0
3	0
4	1
5	0
6	0

Runs

Run	Occurrences
12-0	1
15-0	1

Largest run: 15-0 vs. FGCU, 11/11/16

Lineups and Record

<i>Listed by position 1-5; Ordered by most wins</i>	
Hill, Allen, Robinson, Leon, Egbunu	1-0

2016-17 MISCELLANEOUS STATS

*Note: Streak stats below are consecutive **team** games. A player's streak starts over if he misses a game.*

Consecutive Games Played

Kasey Hill 81; Chris Chiozza 70; Devin Robinson 70; KeVaughn Allen 37; Justin Leon 16; Kevarius Hayes 11; Schuyler Rimmer 5; Canyon Barry 1; John Egbunu 1; Gorjok Gak 1; Eric Hester 1; Keith Stone 1

Consecutive Starts

KeVaughn Allen 27; Devin Robinson 10; Kasey Hill 4; John Egbunu 1; Justin Leon 1

Consecutive Games Scored

KeVaughn Allen 21; Devin Robinson 17; Kasey Hill 10; Justin Leon 6; Chris Chiozza 4; Kevarius Hayes 4; Canyon Barry 1; John Egbunu 1

Consecutive Games with a 3-Pointer

Justin Leon 4; Devin Robinson 1

Consecutive Games with a Rebound

Chris Chiozza 23; Justin Leon 16; Kevarius Hayes 11; Devin Robinson 9; Kasey Hill 5; KeVaughn Allen 3; Canyon Barry 1; John Egbunu 1; Eric Hester 1; Keith Stone 1

Consecutive Games with an Assist

Chris Chiozza 27; Kasey Hill 12; KeVaughn Allen 10; Kevarius Hayes 1

Consecutive Made Free Throws

	Active Streak	Season High
Kevarius Hayes	11	5
Devin Robinson	6	4
KeVaughn Allen	4	2
Justin Leon	4	0
Canyon Barry	2	2
Chris Chiozza	2	2
Schuyler Rimmer	1	0
Kasey Hill	0	3
John Egbunu	0	1

Scoring Margin

Largest Lead: 22, vs. FGCU (at Jacksonville), 11/11/16

Largest Deficit: 5, vs. FGCU (at Jacksonville), 11/11/16

Largest Deficit Overcome: 5, vs. FGCU (at Jacksonville), 11/11/16

Largest Lead Lost:

Situational Records

	2016-17	Under White
Controlling the Tip	0-0	13-6
Scoring First	0-0	17-4
Leading at Half	1-0	19-2
Trailing at Half	0-0	3-13
Tied at Half	0-0	0-0
Leading with 5:00 Left	1-0	21-1
Trailing with 5:00 Left	0-0	1-14
Tied with 5:00 Left	0-0	0-0
In Overtime	0-0	0-1
When UF Outrebounds Opponent	1-0	14-7
When UF is Outrebounded	0-0	8-8
When Rebounds are the Same	0-0	0-0
When UF Commits More Turnovers	0-0	5-5
When UF Forces More Turnovers	1-0	14-9
When Turnovers are the Same	0-0	3-1
When UF Has More Free Throw Attempts	1-0	16-7
When Opponent Has More Free Throw Attempts	0-0	5-8
When Free Throw Attempts are the Same	0-0	1-0
When UF Shoots 45% or Better from the Field	1-0	11-1
When UF Shoots Less Than 45% from the Field	0-0	11-14
When Opponent Shoots 45% or Better from the Field	0-0	2-7
When Opponent Shoots Less Than 45% from the Field	1-0	20-8
When UF Shoots Better Than Opponent from the Field	1-0	19-1
When Opponent Shoots Better Than UF from the Field	0-0	3-14
When UF Shoots 40% or Better from 3-Point Range	0-0	8-1
When UF Shoots Less Than 40% from 3-Point Range	1-0	13-14
When UF Shoots Better Than Opponent from 3-Point Range	0-0	12-3
When UF Shoots 75% or Better from the Line	1-0	5-3
When UF Shoots Less Than 75% from the Line	0-0	17-12
When UF Bench Outscores Opponent's	1-0	16-9
When Opponent Bench Outscores UF's	0-0	5-6
When Bench Scoring is the Same	0-0	1-0
Following a UF win	0-0	10-11
Following a UF loss	0-0	10-4
When 3 or More Players Score in Double Figures	1-0	19-14
When 4 or More Players Score in Double Figures	1-0	14-8
When 5 or More Players Score in Double Figures	0-0	7-1
In White Uniforms	1-0	18-6
In Blue Uniforms	0-0	3-6
In Orange Uniforms	0-0	1-3
In November	1-0	6-1
In December	0-0	3-3
In January	0-0	6-3
In February	0-0	3-5
In March	0-0	4-3
In April	0-0	0-0
On Sunday	0-0	1-1
On Monday	0-0	1-0
On Tuesday	0-0	6-6
On Wednesday	0-0	2-2
On Thursday	0-0	1-0
On Friday	1-0	3-1
On Saturday	0-0	8-5

Florida Combined Team Statistics (as of Nov 11, 2016)
All games

RECORD:	OVERALL	HOME	AWAY	NEUTRAL
ALL GAMES	1-0	0-0	0-0	1-0
CONFERENCE	0-0	0-0	0-0	0-0
NON-CONFERENCE	1-0	0-0	0-0	1-0

##	Player	gp-gs	min	avg	Total	3-Point	F-Throw	Rebounds			pf	dq	a	to	blk	stl	pts	avg
					fg-fga	fg%	3fg-fga	3fg%	ft-fa	ft%	off	def	tot	avg				
01	Robinson, Devin	1-1	24	24.0	4-7	.571	2-2	1.000	4-4	1.000	2	4	6	6.0	2	0	0	14
24	Barry, Canyon	1-0	24	24.0	5-12	.417	0-3	.000	3-6	.500	3	3	6	6.0	0	0	0	13
15	Egbunu, John	1-1	24	24.0	6-11	.545	0-0	.000	1-2	.500	5	3	8	8.0	2	0	0	13
00	Hill, Kasey	1-1	30	30.0	4-5	.800	0-0	.000	3-4	.750	0	3	3	3.0	1	0	4	11
13	Hayes, Kevarrus	1-0	14	14.0	2-2	1.000	0-0	.000	5-5	1.000	1	4	5	5.0	2	0	1	9
23	Leon, Justin	1-1	19	19.0	3-8	.375	2-3	.667	0-0	.000	0	3	3	3.0	3	0	0	8
05	Allen, KeVaughn	1-1	29	29.0	2-8	.250	0-3	.000	2-2	1.000	1	1	2	2.0	1	0	2	6
11	Chiozza, Chris	1-0	21	21.0	2-5	.400	0-2	.000	2-3	.667	1	1	2	2.0	3	0	4	6
32	Rimmer, Schuyler	1-0	2	2.0	0-0	.000	0-0	.000	0-0	.000	0	0	0	0.0	1	0	0	0
25	Stone, Keith	1-0	8	8.0	0-3	.000	0-1	.000	0-0	.000	1	1	2	2.0	1	0	0	0
02	Hester, Eric	1-0	2	2.0	0-1	.000	0-1	.000	0-0	.000	0	1	1	1.0	0	0	0	0
12	Gak, Gorjok	1-0	3	3.0	0-0	.000	0-0	.000	0-0	.000	0	0	0	0.0	0	0	0	0
Team											1	2	3					
Total.....		1	200		28-62	.452	4-15	.267	20-26	.769	15	26	41	41.0	16	0	11	80
Opponents.....		1	200		23-59	.390	8-20	.400	5-11	.455	14	24	38	38.0	22	-	8	59

TEAM STATISTICS	UF	OPP	Date	Opponent	Score	Att.
SCORING	80	59	11/11/16	vs FGCU	w 80-59	5212
Points per game	80.0	59.0	* - Conference game			
Scoring margin	+21.0	-				
FIELD GOALS-ATT	28-62	23-59				
Field goal pct	.452	.390				
3 POINT FG-ATT	4-15	8-20				
3-point FG pct	.267	.400				
3-pt FG made per game	4.0	8.0				
FREE THROWS-ATT	20-26	5-11				
Free throw pct	.769	.455				
F-Throws made per game	20.0	5.0				
REBOUNDS	41	38				
Rebounds per game	41.0	38.0				
Rebounding margin	+3.0	-				
ASSISTS	11	8				
Assists per game	11.0	8.0				
TURNOVERS	7	19				
Turnovers per game	7.0	19.0				
Turnover margin	+12.0	-				
Assist/turnover ratio	1.6	0.4				
STEALS	13	1				
Steals per game	13.0	1.0				
BLOCKS	9	2				
Blocks per game	9.0	2.0				
ATTENDANCE	0	5212				
Home games-Avg/Game	0-0	0-0				
Neutral site-Avg/Game	-	1-5212				

Score by Periods	1st	2nd	Totals
Florida	40	40	80
Opponents	35	24	59

Florida Category Leaders (as of Nov 11, 2016)
All games

Points	G	Pts	Pts/G
Robinson, Devin	1	14	14.0
Barry, Canyon	1	13	13.0
Egbunu, John	1	13	13.0
Hill, Kasey	1	11	11.0
Hayes, Kavarrius	1	9	9.0
Leon, Justin	1	8	8.0
Allen, KeVaughn	1	6	6.0
Chiozza, Chris	1	6	6.0

Scoring Average	G	Pts	Avg/G
Robinson, Devin	1	14	14.0
Barry, Canyon	1	13	13.0
Egbunu, John	1	13	13.0
Hill, Kasey	1	11	11.0
Hayes, Kavarrius	1	9	9.0
Leon, Justin	1	8	8.0
Chiozza, Chris	1	6	6.0
Allen, KeVaughn	1	6	6.0
Stone, Keith	1	0	0.0
Gak, Gorjok	1	0	0.0
Rimmer, Schuyler	1	0	0.0
Hester, Eric	1	0	0.0

FG Percentage	FG	Att	Pct
Hayes, Kavarrius	2	2	1.000
Hill, Kasey	4	5	.800
Robinson, Devin	4	7	.571
Egbunu, John	6	11	.545
Barry, Canyon	5	12	.417
Chiozza, Chris	2	5	.400
Leon, Justin	3	8	.375
Allen, KeVaughn	2	8	.250
Hester, Eric	0	1	.000
Stone, Keith	0	3	.000

Field Goal Attempts	G	Att	Att/G
Barry, Canyon	1	12	12.0
Egbunu, John	1	11	11.0
Leon, Justin	1	8	8.0
Allen, KeVaughn	1	8	8.0
Robinson, Devin	1	7	7.0

Field Goals Made	G	Made	Made/G
Egbunu, John	1	6	6.0
Barry, Canyon	1	5	5.0
Robinson, Devin	1	4	4.0
Hill, Kasey	1	4	4.0
Leon, Justin	1	3	3.0

3-Point Percentage	3FG	Att	Pct
Robinson, Devin	2	2	1.000
Leon, Justin	2	3	.667
Stone, Keith	0	1	.000
Allen, KeVaughn	0	3	.000
Hester, Eric	0	1	.000
Barry, Canyon	0	3	.000
Chiozza, Chris	0	2	.000

3-Point FG Attempts	G	Att	Att/G
Allen, KeVaughn	1	3	3.0
Barry, Canyon	1	3	3.0
Leon, Justin	1	3	3.0
Chiozza, Chris	1	2	2.0
Robinson, Devin	1	2	2.0

3-Point FG Made	G	Made	Made/G
Robinson, Devin	1	2	2.0
Leon, Justin	1	2	2.0

Free Throw Percent	FG	Att	Pct
Robinson, Devin	4	4	1.000
Allen, KeVaughn	2	2	1.000
Hayes, Kavarrius	5	5	1.000
Hill, Kasey	3	4	.750
Chiozza, Chris	2	3	.667
Barry, Canyon	3	6	.500
Egbunu, John	1	2	.500

Free Throw Attempts	G	Att	Att/G
Barry, Canyon	1	6	6.0
Hayes, Kavarrius	1	5	5.0
Hill, Kasey	1	4	4.0
Robinson, Devin	1	4	4.0
Chiozza, Chris	1	3	3.0

Free Throws Made	G	Made	Made/G
Hayes, Kavarrius	1	5	5.0
Robinson, Devin	1	4	4.0
Hill, Kasey	1	3	3.0
Barry, Canyon	1	3	3.0
Chiozza, Chris	1	2	2.0
Allen, KeVaughn	1	2	2.0

Florida Category Leaders (as of Nov 11, 2016)
All games

Rebounds	G	Reb	Reb/G
Egbunu, John	1	8	8.0
Barry, Canyon	1	6	6.0
Robinson, Devin	1	6	6.0
Hayes, Kavarrius	1	5	5.0
Leon, Justin	1	3	3.0
Hill, Kasey	1	3	3.0

Rebound Average	G	Reb	Avg/G
Egbunu, John	1	8	8.0
Robinson, Devin	1	6	6.0
Barry, Canyon	1	6	6.0
Hayes, Kavarrius	1	5	5.0
Leon, Justin	1	3	3.0
Hill, Kasey	1	3	3.0

Offensive Rebounds	G	No.	Avg/G
Egbunu, John	1	5	5.0
Barry, Canyon	1	3	3.0
Robinson, Devin	1	2	2.0
Allen, KeVaughn	1	1	1.0
Stone, Keith	1	1	1.0
Hayes, Kavarrius	1	1	1.0
Chiozza, Chris	1	1	1.0

Defensive Rebounds	G	No.	Avg/G
Hayes, Kavarrius	1	4	4.0
Robinson, Devin	1	4	4.0
Barry, Canyon	1	3	3.0
Egbunu, John	1	3	3.0
Hill, Kasey	1	3	3.0
Leon, Justin	1	3	3.0

Fouls	G	No.	Per/G
Leon, Justin	1	3	3.0
Chiozza, Chris	1	3	3.0
Egbunu, John	1	2	2.0
Hayes, Kavarrius	1	2	2.0
Robinson, Devin	1	2	2.0

Foulouts	G	No.
-----------------	----------	------------

Assists	G	No.	Ast/G
Hill, Kasey	1	4	4.0
Chiozza, Chris	1	4	4.0
Allen, KeVaughn	1	2	2.0
Hayes, Kavarrius	1	1	1.0

Steals	G	No.	Stl/G
Chiozza, Chris	1	3	3.0
Robinson, Devin	1	3	3.0
Hill, Kasey	1	2	2.0
Allen, KeVaughn	1	2	2.0
Leon, Justin	1	1	1.0
Barry, Canyon	1	1	1.0
Hester, Eric	1	1	1.0

Blocked Shots	G	No.	Blk/G
Hayes, Kavarrius	1	5	5.0
Robinson, Devin	1	2	2.0
Egbunu, John	1	1	1.0
Stone, Keith	1	1	1.0

Minutes	G	No.	Min/G
Hill, Kasey	1	30	30.0
Allen, KeVaughn	1	29	29.0
Barry, Canyon	1	24	24.0
Robinson, Devin	1	24	24.0
Egbunu, John	1	24	24.0

Turnovers	G	No.	TO/G
Stone, Keith	1	1	1.0
Robinson, Devin	1	1	1.0
Hayes, Kavarrius	1	1	1.0
Egbunu, John	1	1	1.0
Hill, Kasey	1	1	1.0
Allen, KeVaughn	1	1	1.0
Leon, Justin	1	1	1.0

Florida Team Game-by-Game Comparison (as of Nov 11, 2016)
All games

Opponent	1st	2nd	Score	Mar	Total FG	FG Pct	3-Pointers	3FG Pct	Free Throws	FT Pct	Rebounds	Assist	T/Over	Block	Steal	Fouls
FGCU	40/35	40/24	80-59	+21	28-62/23-59	.452/.390	4-15/8-20	.267/.400	20-26/5-11	.769/.455	41/38 +3	11/8	7/19	9/2	13/1	16/22

Note: Game totals are displayed in the format TEAM/OPPONENT for each category

Florida Team Game-by-Game (as of Nov 11, 2016)
All games

TEAM STATISTICS

Opponent	Date	Score		Total		3-Pointers		Free throws		Rebounds				pf	a	t/o	blk	stl	pts	avg
				fg-fga	pct	3fg-fga	pct	ft-fta	pct	off	def	tot	avg							
vs FGCU	11/11/16	80-59	W	28-62	.452	4-15	.267	20-26	.769	15	26	41	41.0	16	11	7	9	13	80	80.0
Florida		80		28-62	.452	4-15	.267	20-26	.769	15	26	41	41.0	16	11	7	9	13	80	80.0
Opponents		59		23-59	.390	8-20	.400	5-11	.455	14	24	38	38.0	22	8	19	2	1	59	59.0

Games played: 1

Points/game: 80.0

FG Pct: 45.2

3FG Pct: 26.7

FT Pct: 76.9

Rebounds/game: 41.0

Assists/game: 11.0

Turnovers/game: 7.0

Assist/turnover ratio: 1.6

Steals/game: 13.0

Blocks/game: 9.0

Florida Opponent Game-by-Game (as of Nov 11, 2016)

All games

OPPONENT STATISTICS

Opponent	Date	Score		Total		3-Pointers		Free throws		Rebounds				pf	a	t/o	blk	stl	pts	avg
				fg-fga	pct	3fg-fga	pct	ft-fta	pct	off	def	tot	avg							
vs FGCU	11/11/16	80-59	W	23-59	.390	8-20	.400	5-11	.455	14	24	38	38.0	22	8	19	2	1	59	59.0
Opponents		59		23-59	.390	8-20	.400	5-11	.455	14	24	38	38.0	22	8	19	2	1	59	59.0
Florida		80		28-62	.452	4-15	.267	20-26	.769	15	26	41	41.0	16	11	7	9	13	80	80.0

Games played: 1
Points/game: 59.0
FG Pct: 39.0
3FG Pct: 40.0
FT Pct: 45.5

Rebounds/game: 38.0
Assists/game: 8.0
Turnovers/game: 19.0
Assist/turnover ratio: 0.4
Steals/game: 1.0
Blocks/game: 2.0

Florida Points-Rebounds-Assists (as of Nov 11, 2016)
All games

Opponent	Date	Score		00 HILL,KASEY	01 ROBINSON,D	02 HESTER,ERI	05 ALLEN,KEVA	11 CHIOZZA,CH	12 GAK,GORJOK	13 HAYES,KEVA
vs FGCU	11/11/16	80-59	w	11-3-4	14-6-0	0-1-0	6-2-2	6-2-4	0-0-0	9-5-1

Opponent	Date	Score		15 EGBUNU,JOH	23 LEON,JUSTI	24 BARRY,CANY	25 STONE,KEIT	32 RIMMER,SCH
vs FGCU	11/11/16	80-59	w	13-8-0	8-3-0	13-6-0	0-2-0	0-0-0

Florida Individual Game-by-Game (as of Nov 11, 2016)
All games

#00 Hill, Kasey

Opponent	Date	gs	min	Total		3-Pointers		Free throws		Rebounds				pf	a	t/o	blk	stl	pts	avg
				fg-fga	pct	3fg-fga	pct	ft-fta	pct	off	def	tot	avg							
vs FGCU	11/11/16	*	30	4-5	.800	0-0	.000	3-4	.750	0	3	3	3.0	1	4	1	0	2	11	11.0
Totals		1	30	4-5	.800	0-0	.000	3-4	.750	0	3	3	3.0	1	4	1	0	2	11	11.0

Games played: 1
Minutes/game: 30.0
Points/game: 11.0
FG Pct: 80.0
FT Pct: 75.0

Rebounds/game: 3.0
Assists/game: 4.0
Turnovers/game: 1.0
Assist/turnover ratio: 4.0
Steals/game: 2.0

#01 Robinson, Devin

Opponent	Date	gs	min	Total		3-Pointers		Free throws		Rebounds				pf	a	t/o	blk	stl	pts	avg
				fg-fga	pct	3fg-fga	pct	ft-fta	pct	off	def	tot	avg							
vs FGCU	11/11/16	*	24	4-7	.571	2-2	1.000	4-4	1.000	2	4	6	6.0	2	0	1	2	3	14	14.0
Totals		1	24	4-7	.571	2-2	1.000	4-4	1.000	2	4	6	6.0	2	0	1	2	3	14	14.0

Games played: 1
Minutes/game: 24.0
Points/game: 14.0
FG Pct: 57.1
3FG Pct: 100.0
FT Pct: 100.0

Rebounds/game: 6.0
Turnovers/game: 1.0
Steals/game: 3.0
Blocks/game: 2.0

#02 Hester, Eric

Opponent	Date	gs	min	Total		3-Pointers		Free throws		Rebounds				pf	a	t/o	blk	stl	pts	avg
				fg-fga	pct	3fg-fga	pct	ft-fta	pct	off	def	tot	avg							
vs FGCU	11/11/16		2	0-1	.000	0-1	.000	0-0	.000	0	1	1	1.0	0	0	0	0	1	0	0.0
Totals		0	2	0-1	.000	0-1	.000	0-0	.000	0	1	1	1.0	0	0	0	0	1	0	0.0

Games played: 1
Minutes/game: 2.0
FG Pct: 0.0
3FG Pct: 0.0

Rebounds/game: 1.0
Steals/game: 1.0

#05 Allen, KeVaughn

Opponent	Date	gs	min	Total		3-Pointers		Free throws		Rebounds				pf	a	t/o	blk	stl	pts	avg
				fg-fga	pct	3fg-fga	pct	ft-fta	pct	off	def	tot	avg							
vs FGCU	11/11/16	*	29	2-8	.250	0-3	.000	2-2	1.000	1	1	2	2.0	1	2	1	0	2	6	6.0
Totals		1	29	2-8	.250	0-3	.000	2-2	1.000	1	1	2	2.0	1	2	1	0	2	6	6.0

Games played: 1
Minutes/game: 29.0
Points/game: 6.0
FG Pct: 25.0
3FG Pct: 0.0
FT Pct: 100.0

Rebounds/game: 2.0
Assists/game: 2.0
Turnovers/game: 1.0
Assist/turnover ratio: 2.0
Steals/game: 2.0

#11 Chiozza, Chris

Opponent	Date	gs	min	Total		3-Pointers		Free throws		Rebounds				pf	a	t/o	blk	stl	pts	avg
				fg-fga	pct	3fg-fga	pct	ft-fta	pct	off	def	tot	avg							
vs FGCU	11/11/16		21	2-5	.400	0-2	.000	2-3	.667	1	1	2	2.0	3	4	0	0	3	6	6.0
Totals		0	21	2-5	.400	0-2	.000	2-3	.667	1	1	2	2.0	3	4	0	0	3	6	6.0

Games played: 1
Minutes/game: 21.0
Points/game: 6.0
FG Pct: 40.0
3FG Pct: 0.0
FT Pct: 66.7

Rebounds/game: 2.0
Assists/game: 4.0
Assist/turnover ratio: 99.9
Steals/game: 3.0

Florida Individual Game-by-Game (as of Nov 11, 2016)
All games

#12 Gak, Gorjok

Opponent	Date	gs	min	Total		3-Pointers		Free throws		Rebounds				pf	a	t/o	blk	stl	pts	avg
				fg-fga	pct	3fg-fga	pct	ft-fta	pct	off	def	tot	avg							
vs FGCU	11/11/16		3	0-0	.000	0-0	.000	0-0	.000	0	0	0	0.0	0	0	0	0	0	0	0.0
Totals		0	3	0-0	.000	0-0	.000	0-0	.000	0	0	0	0.0	0	0	0	0	0	0	0.0

Games played: 1
Minutes/game: 3.0

#13 Hayes, Kevarius

Opponent	Date	gs	min	Total		3-Pointers		Free throws		Rebounds				pf	a	t/o	blk	stl	pts	avg
				fg-fga	pct	3fg-fga	pct	ft-fta	pct	off	def	tot	avg							
vs FGCU	11/11/16		14	2-2	1.000	0-0	.000	5-5	1.000	1	4	5	5.0	2	1	1	5	0	9	9.0
Totals		0	14	2-2	1.000	0-0	.000	5-5	1.000	1	4	5	5.0	2	1	1	5	0	9	9.0

Games played: 1
Minutes/game: 14.0
Points/game: 9.0
FG Pct: 100.0
FT Pct: 100.0

Rebounds/game: 5.0
Assists/game: 1.0
Turnovers/game: 1.0
Assist/turnover ratio: 1.0
Blocks/game: 5.0

#15 Egbunu, John

Opponent	Date	gs	min	Total		3-Pointers		Free throws		Rebounds				pf	a	t/o	blk	stl	pts	avg
				fg-fga	pct	3fg-fga	pct	ft-fta	pct	off	def	tot	avg							
vs FGCU	11/11/16	*	24	6-11	.545	0-0	.000	1-2	.500	5	3	8	8.0	2	0	1	1	0	13	13.0
Totals		1	24	6-11	.545	0-0	.000	1-2	.500	5	3	8	8.0	2	0	1	1	0	13	13.0

Games played: 1
Minutes/game: 24.0
Points/game: 13.0
FG Pct: 54.5
FT Pct: 50.0

Rebounds/game: 8.0
Turnovers/game: 1.0
Blocks/game: 1.0

#23 Leon, Justin

Opponent	Date	gs	min	Total		3-Pointers		Free throws		Rebounds				pf	a	t/o	blk	stl	pts	avg
				fg-fga	pct	3fg-fga	pct	ft-fta	pct	off	def	tot	avg							
vs FGCU	11/11/16	*	19	3-8	.375	2-3	.667	0-0	.000	0	3	3	3.0	3	0	1	0	1	8	8.0
Totals		1	19	3-8	.375	2-3	.667	0-0	.000	0	3	3	3.0	3	0	1	0	1	8	8.0

Games played: 1
Minutes/game: 19.0
Points/game: 8.0
FG Pct: 37.5
3FG Pct: 66.7

Rebounds/game: 3.0
Turnovers/game: 1.0
Steals/game: 1.0

#24 Barry, Canyon

Opponent	Date	gs	min	Total		3-Pointers		Free throws		Rebounds				pf	a	t/o	blk	stl	pts	avg
				fg-fga	pct	3fg-fga	pct	ft-fta	pct	off	def	tot	avg							
vs FGCU	11/11/16		24	5-12	.417	0-3	.000	3-6	.500	3	3	6	6.0	0	0	0	0	1	13	13.0
Totals		0	24	5-12	.417	0-3	.000	3-6	.500	3	3	6	6.0	0	0	0	0	1	13	13.0

Games played: 1
Minutes/game: 24.0
Points/game: 13.0
FG Pct: 41.7
3FG Pct: 0.0
FT Pct: 50.0

Rebounds/game: 6.0
Steals/game: 1.0

Florida Individual Game-by-Game (as of Nov 11, 2016)
All games

#25 Stone, Keith

Opponent	Date	gs	min	Total		3-Pointers		Free throws		Rebounds				pf	a	t/o	blk	stl	pts	avg
				fg-fga	pct	3fg-fga	pct	ft-fta	pct	off	def	tot	avg							
vs FGCU	11/11/16		8	0-3	.000	0-1	.000	0-0	.000	1	1	2	2.0	1	0	1	1	0	0	0.0
Totals		0	8	0-3	.000	0-1	.000	0-0	.000	1	1	2	2.0	1	0	1	1	0	0	0.0

Games played: 1
Minutes/game: 8.0
FG Pct: 0.0
3FG Pct: 0.0

Rebounds/game: 2.0
Turnovers/game: 1.0
Blocks/game: 1.0

#32 Rimmer, Schuyler

Opponent	Date	gs	min	Total		3-Pointers		Free throws		Rebounds				pf	a	t/o	blk	stl	pts	avg
				fg-fga	pct	3fg-fga	pct	ft-fta	pct	off	def	tot	avg							
vs FGCU	11/11/16		2	0-0	.000	0-0	.000	0-0	.000	0	0	0	0.0	1	0	0	0	0	0	0.0
Totals		0	2	0-0	.000	0-0	.000	0-0	.000	0	0	0	0.0	1	0	0	0	0	0	0.0

Games played: 1
Minutes/game: 2.0

#TM TEAM

Opponent	Date	gs	min	Total		3-Pointers		Free throws		Rebounds				pf	a	t/o	blk	stl	pts	avg
				fg-fga	pct	3fg-fga	pct	ft-fta	pct	off	def	tot	avg							
vs FGCU	11/11/16		0	0-0	.000	0-0	.000	0-0	.000	1	2	3	3.0	0	0	0	0	0	0	0.0
Totals		0	0	0-0	.000	0-0	.000	0-0	.000	1	2	3	3.0	0	0	0	0	0	0	0.0

Games played: 1

Rebounds/game: 3.0