



@MercerMBB
#BearDownMU
#STIR

MEN'S BASKETBALL NOTES

MERCER BEARS

1-0
OVERALL

0-0
SOCON

Bob Hoffman
HEAD COACH

165-113
RECORD AT MERCER
(NINTH SEASON)



VS.



BREWTON-PARKER BARONS

1-0
OVERALL

0-0
SEC

Michael White
HEAD COACH

22-15
RECORD AT UF
(SECOND SEASON)

SCHEDULE

OVERALL 1-0 SoCon 0-0
H 1-0 | A 0-0 | N 0-0

NOVEMBER

Fri. 11	Brewton-Parker	ESPN3	W, 87-53
Sun. 13	! vs. Florida	ESPNU	8 p.m.
Sun. 20	^ Georgia Southern	ESPN3	2 p.m.
Tue. 22	^ Radford	ASN	7 p.m.
Fri. 25	^% vs. East Carolina	-	5 p.m.
Sat. 26	^% vs. TBD	-	TBD
Tue. 29	Davidson	ESPN3	7 p.m.

DECEMBER

Sat. 3	at George Mason	-	4 p.m.
Wed. 7	Oglethorpe	ESPN3	7 p.m.
Sat. 10	at Clemson	ACC Net Extra	4 p.m.
Sun. 18	at Auburn	SEC Network	1 p.m.
Thur. 22	La Salle	ASN	7 p.m.
Wed. 28	at Kennesaw State	-	7 p.m.
Sat. 31	* at Wofford	-	1 p.m.

JANUARY

Mon. 2	* at Furman	-	7 p.m.
Thur. 5	* VMI	ESPN3	7:30 p.m.
Sat. 7	* ETSU	ESPN3	4:30 p.m.
Wed. 11	* at Samford	-	8 p.m.
Sat. 14	* Chattanooga	ASN	2 p.m.
Thur. 19	* UNCG	ESPN3	7 p.m.
Sat. 21	* at Western Carolina	-	2 p.m.
Sat. 28	* The Citadel	ESPN3	4:30 p.m.
Mon. 30	* Western Carolina	ESPN3	7 p.m.

FEBRUARY

Thur. 2	* Furman	ESPN3	7 p.m.
Sat. 4	* Wofford	ESPN3	4:30 p.m.
Thur. 9	* at VMI	ESPN3	7 p.m.
Sat. 11	* at ETSU	ESPN3	4 p.m.
Sat. 18	* at The Citadel	-	1 p.m.
Wed. 22	* UNCG	ESPN3	7 p.m.
Sat. 25	* at Chattanooga	-	5 p.m.
Mon. 27	* Samford	ESPN3	7 p.m.

MARCH

3-6	& SoCon Tournament	ESPN3	TBA
-----	--------------------	-------	-----

OPENING TIPOFF

Mercer has a quick turnaround after opening the season Friday night in Macon as the Bears will face Florida in Jacksonville Sunday evening at 8 p.m. on ESPNU.

SERIES HISTORY

Sunday's contest will mark the first meeting between Mercer and Florida since the Bears claimed a 69-67 win on Jan. 16, 1969. Mercer leads the all-time series, 8-5, but all but three of those games took place between 1919 and 1937.

LAST TIME OUT

Ria'n Holland scored a game-high 24 points in his first game at Mercer and the Bears ended the game on a 28-0 run as Mercer defeated Brewton-Parker, 87-53, in front of 3,553 fans at Hawkins Arena Friday night. After leading by only 10 at half, Mercer held the Barons scoreless over the final 12:25, making 22 consecutive stops on the floor. Demetre Rivers added 18 points for Mercer while Brewton-Parker was led by McKel Miller's 11 points.

TODAY'S MATCHUP IN THE RANKINGS

Ranking	Mercer	Opp.
ESPN BPI <small>(ESPN.com)</small>	-	-
Realtime RPI <small>(realtimerpi.com)</small>	-	-
KenPom <small>(kenpom.com)</small>	-	-
NCAA RPI <small>(ncaa.com)</small>	-	-
Warren Nolan <small>(warrennolan.com)</small>	-	-

GAME INFORMATION

Date/Time: Sunday, Nov. 13 • 8 p.m.
Location: Jacksonville, Fla. • Veterans Memorial Arena (15,000)
Live Stats: MercerBears.com/livestats
Twitter Updates: @MercerMBB
Tickets: tickets.mercer.edu

SERIES INFORMATION

Series Record: Mercer leads, 8-5
In Macon: Mercer leads, 6-2
In Gainesville: Florida leads, 3-1
Neutral/Unknown: Mercer leads, 1-0
Last Meeting: Dec. 18, 1979 (W, 69-67, in Gainesville)
Streak: Mercer, 1

TV INFORMATION

Television: ESPNU
Watch: WatchESPN
Talent: Mike Morgan (pxp), Miles Simon (analyst),

RADIO INFORMATION

Radio: Mercer Sports Network
Flagship: 97.3 FM The Bull Icons (Macon)
Play-by-Play: Rick Cameron

STATISTICAL COMPARISON

	MERCER	Opp.
Scoring Average	87.0	80.0
Opp. Scoring Average	53.0	59.0
Scoring Margin	+34.0	+21.0
FG Percentage	.531	.452
3FG Percentage	.385	.267
FT Percentage	.692	.769
Rebounding Average	44.0	41.0
Assists Per Game	23.0	11.0
Blocks Per Game	1.0	9.0
Steals Per Game	4.0	13.0

! - in Jacksonville, Fla.
^ - Savannah Invitational
% - in Savannah, Ga.
* - Southern Conference game
& - Southern Conference Tournament (Asheville, N.C.)

MEDIA RELATIONS

Patrick T. Walsh






Assistant AD for Media Relations

e: walsh_pt@mercer.edu

o: 478-301-5209

c: 318-514-9203

MERCER STARTING FIVE (Based on Previous Game)

				
0 RINGER R-Jr. F	5 STRAWBERRY Jr. G	10 HOLLAND R-Jr. G	15 JELKS Jr. F	23 RIVERS Jr. G
MIN 22.0	MIN 24.0	MIN 27.0	MIN 22.0	MIN 31.0
PPG 8.0	PPG 7.0	PPG 24.0	PPG 10.0	PPG 18.0
FG% 66.7%	FG% 60.0%	FG% 50.0%	FG% 55.6%	FG% 53.3%
3FG% N/A	3FG% 50.0%	3FG% 45.5%	3FG% 0.0%	3FG% 40.0%
AST 0	AST 11	AST 1	AST 4	AST 1

NUMERICAL ROSTER

No.	Name	Pronunciation	Pos.	Ht.	Wt.	Yr.	Exp.	Hometown / Previous School
0	Desmond Ringer		F	6-9	255	R-Jr.	1L	McDonough, Ga. / South Carolina
1	Cory Kilby		F	6-7	195	So.	1L	Ada, Okla. / Ada HS
2	Jaylen Stowe		G	6-2	205	So.	1L	Harrisburg, N.C. / Hickory Ridge HS
3	Stephen Gavin		G	6-3	190	So.	SQ	Savannah, Ga. / Hilton Head Preparatory School
5	Jordan Strawberry		G	6-1	175	Jr.	2L	Anaheim, Calif. / South Kent School
10	Ria'n Holland	REE-on	G	6-0	152	R-Jr.	JC	Fayetteville, N.C. / Indian Hills CC
13	Ryan Johnson		G	6-5	192	R-So.	JC	Greensboro, N.C. / Tallahassee CC
14	Ethan Stair		G	6-5	205	So.	1L	Hazel Green, Ala. / Hazel Green HS
15	Stephon Jelks	STEF-on	F	6-6	225	Jr.	2L	Marietta, Ga. / North Cobb Christian School
20	Darius Roy		G	6-2	170	Fr.	HS	Lawton, Okla. / Lawton Eisenhower HS
23	Demetre Rivers	de-MEE-TREE	G	6-8	180	Jr.	2L	Ladson, S.C. / Stratford HS
24	Ross Cummings		G	6-3	165	Fr.	HS	Dickson, Tenn. / Creek Wood HS
25	Rashad Lewis		G	5-8	156	Jr.	JC	Valdosta, Ga. / Tallahassee CC
33	Mac Brydon		C	6-10	280	Fr.	HS	Charlotte, N.C. / Carmel Christian
44	JJ N'Ganga	NN-GANG-AH	C	6-10	250	R-Sr.	TR	Aubervilliers, France / New Mexico
55	Andrew Fishler		C	7-1	218	R-Sr.	1L	Cumming, Ga. / Gulf Coast State

RADIO / TV ROSTER




Desmond RINGER
F / 6-9 / 255
R-Jr. / 1L
McDonough, Ga.



Cory KILBY
F / 6-7 / 195
So. / 1L
Ada, Okla.




Jaylen STOWE
G / 6-4 / 200
So. / 1L
Harrisburg, N.C.




Stephen GAVIN
G / 6-3 / 190
So. / SQ
Savannah, Ga.




Jordan STRAWBERRY
G / 6-1 / 175
Jr. / 2L
Anaheim, Calif.



Ria'n HOLLAND
G / 6-0 / 152
R-Jr. / JC
Fayetteville, N.C.



Ryan JOHNSON
G / 6-5 / 192
R-So. / JC
Greensboro, N.C.



Ethan STAIR
G / 6-5 / 205
So. / 1L
Hazel Green, Ala.



Stephon JELKS
F / 6-6 / 225
Jr. / 2L
Marietta, Ga.




Darius ROY
G / 6-2 / 170
Fr. / HS
Lawton, Okla.




Demetre RIVERS
G / 6-8 / 180
Jr. / 2L
Ladson, S.C.



Ross CUMMINGS
G / 6-3 / 165
Fr. / HS
Dickson, Tenn.




Rashad LEWIS
G / 5-8 / 156
Jr. / JC
Valdosta, Ga.



Mac BRYDON
C / 6-10 / 280
Fr. / HS
Charlotte, N.C.



JJ N'GANGA
C / 6-10 / 250
R-Sr. / TR
Aubervilliers, France



Andrew FISHLER
C / 7-1 / 218
R-Sr. / 1L
Cumming, Ga.



Bob HOFFMAN
Head Coach
Ninth Season
Oklahoma Baptist, 1979



Doug ESLEECK
Associate Head Coach
Seventh Season
North Carolina, 2005



Jason EAKER
Assistant Coach
Fourth Season
UT Pan American, 2004



Jarred MERRILL
Assistant Coach
Second Season
Oklahoma Christian, 2005



Jonathan HOWARD
Director of Basketball Operations
Fifth Season
Oklahoma, 2006

PRONUNCIATION GUIDE

Ria'n Holland
Stephon Jelks
Demetre Rivers
JJ N'Ganga

REE-on
STEF-on
de-MEE-TREE
NN-GANG-AH

Doug Esleeck
Jason Eaker

ess-lick
A-ker

RIA'N MAKES IT RAI'N

What a Mercer debut for Ria'n Holland. The redshirt junior that previously played at Wichita State by way of Indian Hills CC made his inaugural game in a Bears uniform a memorial one as he scored a game-high 24 points and was 5-for-11 from behind the arc.

FACING THE SEC

Sunday's game marks the first of two contests this season against the Southeastern Conference for Mercer. In addition to the Nov. 13 game against Florida, the Bears will play at Auburn on Sunday, Dec. 18. Overall Mercer is 65-116 all-time against current members of the Southeastern Conference including an 8-5 mark over Florida.

LOCK DOWN D

Mercer's defense made an impressive showing in the second half of the season opener against Brewton-Parker on Friday, Nov. 11. The Bears made 22 consecutive defensive stops and held BPC scoreless over the final 12:25 in the game. Not a surprising performance, considering its numbers last year...

...CONTINUED FROM LAST YEAR

The Bears held opponents to a combined shooting percentage of .402 from the field last season, the best mark in the SoCon. The Bears held 14 opponents to shooting under .400 percent from the floor. Mercer's defense has held four teams to 50 points or less last season (Alabama State, Alcorn State, Hiwassee and Samford).

JELKS RETURNS, WITH HONORS

An offseason after claiming All-Southern Conference honors, forward Stephon Jelks returns to Mercer for his junior season with fanfare. The Marietta, Georgia native was named to the 2016-17 Preseason All-SoCon Team by a vote of the league's coaches.

2016-17 PRESEASON ALL-SOCON TEAM

T.J. Cromer, ETSU	Casey Jones, Chattanooga
Hanner Mosquera-Perea, ETSU	Tre' McLean, Chattanooga
Devin Sibley, Furman	Justin Tuoyo, Chattanooga
Stephon Jelks, Mercer	QJ Peterson, VMI
R.J. White, UNCG	Fletcher Magee, Wofford

BOUNCING BACK

Mercer is 45-15 after a loss over the last five (entering six) seasons. That mark will be edited with the 2016-17 season opener as the Bears will technically be coming off a loss after falling to Coastal Carolina in the final game of last season.

HOME, SWEET, HOME

Mercer is 71-12 at Hawkins Arena since the start of the 2011-12 season. The Bears have lost just once against a non-conference opponent in the regular season at Hawkins Arena since the beginning of the 2012 season, falling to Dartmouth, 67-51 on December 16, 2014.

NOT IN OUR HOUSE

Mercer excelled when playing in Hawkins Arena during the 2015-16 season. The Bears finished the regular season 11-3 at home with a scoring margin of +12.1 points in those games. The Orange and Black allowed opponents just 62.2 points per game and a field goal percentage of .376. That kind of success will look to be emulated as the 2016-17 season begins to get underway.



ALL-TIME SERIES

Overall	Mercer leads, 8-5
Home	Mercer leads, 6-2
Away	Florida leads, 3-1
Neutral/Unknown Sites	Mercer leads, 1-0
Streak	Mercer, 1
Bob Hoffman vs. Florida	First Meeting

All-Time Series Meetings

1919-20	Macon	W	30-21
1/28/1922	Macon	W	27-26
1923-24	Macon	W	31-19
1924-25	Macon	W	34-16
2/8/1926	Macon	W	26-21
2/14/1927	Macon	W	40-17
1/6/1934	Gainesville	L	24-38
1/12/1934	Gainesville	L	39-43
1/12/1935	Gainesville	L	24-39
2/8/1937	Macon	L	32-48
1/16/1969	-	W	95-66
11/27/1976	Gainesville	L	63-105
12/18/1979	Gainesville	W	69-67

QUICK FACTS

MERCER UNIVERSITY

Location	Macon, Ga.
Enrollment	8,557
Founded	1833
Nickname	Bears
Colors	Orange and Black
Affiliation	NCAA Division I
Conference	Southern
Arena (Capacity)	Hawkins Arena (3,500)
President	Dr. William D. Underwood
Athletics Director	Jim Cole
Athletics Phone	(478) 301-4130

COACHING STAFF

Head Coach	Bob Hoffman
Record at Mercer/Years	164-113/8
MBB Career Record/Years	476-267/22
Career Record/Seasons	564-282/25
Associate Head Coach	Doug Esleeck
Assistant Coach	Jason Eaker
Assistant Coach	Jarred Merrill
Basketball Phone	(478) 301-5211

BASKETBALL HISTORY

First year of basketball	1906-07
Number of seasons	105
All-Time Record	1,212-1,145
Conference Regular Season Titles (Last)	7 (2014)
Conference Tournament Titles (Last)	3 (2014)
NCAA Tournament Appearances (Last)	3 (2014)
NCAA Record	1-3
NIT Appearances (Last)	1 (2013)
NIT Record	1-1
CollegeInsider.com Tournament Appearances	2 (2016)
CIT Record	5-1
College Basketball Invitational Appearances	1 (2015)
CBI Record	1-1

MEDIA RELATIONS

Assistant AD/Media Relations (MBB Contact)	Patrick Walsh
Office Phone	(478) 301-5209
Cell	(318) 514-9203
E-mail	walsh_pt@mercer.edu
Assistant Director of Media Relations	Jenny Moss
Graduate Assistant	Gerrit Vangenderen

SOUTHERN CONFERENCE

2016-17 STANDINGS

Team	SoCon	Pct.	Overall	Pct.
Mercer	0-0	-	1-0	1.000
Chattanooga	0-0	-	1-0	1.000
East Tennessee St.	0-0	-	1-0	1.000
Furman	0-0	-	0-1	.000
Samford	0-0	-	0-0	-
Wofford	0-0	-	0-0	-
The Citadel	0-0	-	0-1	.000
UNCG	0-0	-	0-1	.000
VMI	0-0	-	0-1	.000
Western Carolina	0-0	-	0-1	.000

UPCOMING SCHEDULE

Sunday, Nov. 13

Johnson University at The Citadel	2 p.m.
Hiwassee College at Western Carolina	2 p.m.
Chattanooga at North Carolina	6 p.m.
Mercer at Florida	8 p.m.

Monday, November 14

Detroit at ETSU	7 p.m.
Presbyterian at UNCG	7:30 p.m.
Furman at UAB	8 p.m.
Samford vs. San Diego	10 p.m.

Tuesday, November 15

Allen at Wofford	7 p.m.
Truman State at The Citadel	7 p.m.
Southern Virginia at VMI	7 p.m.

Wednesday, November 16

Hiwassee at Chattanooga	7 p.m.
N.C. A&T at Western Carolina	7:30 p.m.
New Mexico State vs. Samford	9 p.m.

Thursday, November 17

Furman at Georgia	7 p.m.
-------------------	--------

PRESEASON POLL (COACHES)

Rank	Team (1st-Place Votes)	Total
1.	Chattanooga (8)	80
2.	ETSU (2)	74
3.	Wofford	57
4.	Mercer	55
5.	Furman	50
	UNCG	50
7.	Samford	32
8.	Western Carolina	20
9.	VMI	19
10.	The Citadel	13

PRESEASON POLL (MEDIA)

Rank	Team (1st-Place Votes)	Total
1.	Chattanooga (26)	296
2.	ETSU (4)	268
3.	Furman	213
	Wofford	213
5.	Mercer	194
6.	UNCG	142
7.	Samford	113
8.	Western Carolina	112
9.	The Citadel	53
10.	VMI	48

BEST FANS IN THE LAND

The Bears set the Hawkins Arena single game attendance record on Jan. 16, 2016 against Wofford as 4,502 fans packed the house and then reset the record three weeks later with 4,772 spectators on hand. Mercer was third the SoCon in attendance last season, averaging 3,070 fans per game. The Bears recorded sellouts in 10-of-14 games last year, including eight of nine Southern Conference contests.

NON-CON EXCELLENCE

Last season Mercer finished with a non-conference record of 10-3, the best during head coach Bob Hoff man's eight-year tenure. The Bears previous best mark of nine wins came during the 2013-14 season that resulted in a trip to the NCAA Tournament. Mercer looks to match or best that this season.

GIANT SLAYERS

Mercer's win over Arkansas on Dec. 22, 2015 was head coach Bob Hoffman's 10th win against high-major competition in eight seasons with the Bears. Six of the victories have come against teams from the SEC. He's also led the team to wins over Alabama (twice), Auburn, Duke (2014 NCAA Tournament) Florida State, Georgia Tech, Tennessee and Seton Hall and Ole Miss.

Hoffman and the Bears will have multiple chancesto slay more giants this year with games against Florida (Nov. 13), Clemson (Dec. 10) and Auburn (Dec. 18).

MOVING ON UP

With the win over Alabama State last season, Mercer head coach Bob Hoff man passed Robert Wilder (147) for second place on the Mercer all-time wins list with 148. Hoffman currently has 164 wins at Mercer while Bill Bibb currently ranks first in Mercer all-time coaching victories with 222.

REMEMBER, REMEMBER THE MONTH OF NOVEMBER

Last season Mercer finished it's best opening month in history, setting a program record for wins in November with six. Mercer was 6-1 and recorded wins over Allen, George Mason, Alabama State, Tulane, Appalachian State and Western Michigan.

MID-MAJOR RANKINGS

COLLEGE INSIDER

RK	TEAM	REC	PTS	PRV	CONFERENCE
1.	Gonzaga (22)	0-0	754	-	West Coast
2.	Saint Mary's (8)	0-0	745	-	West Coast
3.	Wichita State	0-0	655	-	Missouri Valley
4.	Illinois State	0-0	596	-	Missouri Valley
5.	Monmouth	0-0	571	-	Metro Atlantic
6.	UT Arlington	0-0	478	-	Sun Belt
7.	UNCW	0-0	461	-	Colonial
8.	Valparaiso (1)	0-0	444	-	Horizon
9.	Chattanooga	0-0	441	-	Southern
10.	Long Beach State	0-0	432	-	Big West
11.	Princeton	0-0	403	-	Ivy League
12.	Akron	0-0	387	-	Mid-American
13.	Belmont	0-0	363	-	Ohio Valley
14.	BYU	0-0	350	-	West Coast
15.	Fort Wayne	0-0	334	-	Summit
16.	Ohio	0-0	217	-	Mid-American
17.	Northern Iowa	0-0	212	-	Missouri Valley
18.	Stephen F. Austin	0-0	202	-	Southland
19.	North Dakota State	0-0	194	-	Summit
20.	Florida Gulf Coast	0-0	178	-	Atlantic Sun

21. ETSU	0-0	135	-	Southern
22. Siena	0-0	122	-	Metro Atlantic
23. Grand Canyon	0-0	107	-	Western Athletic
24. New Mexico State	0-0	102	-	Western Athletic
25. Yale	0-0	83	-	Ivy League

Others receiving votes: Little Rock 75, Harvard 71, Oakland 66, Vermont 63, Winthrop 60, Iona 65, UC Irvine 57, Green Bay 54, Weber State 48, South Dakota State 45, **MERCER 40**, Sam Houston State 40, Hofstra 38, Hawaii 33, Buffalo 31, Montana 30, Pepperdine 27, North Florida 23, Ball State 21, Bucknell 21, Albany 19, James Madison 19, Towson 17, Murray State 15, **Georgia Southern 13**, Georgia State 13, Lehigh 13, Stony Brook 13, UNC Asheville 13, William & Mary 12, Northwestern State 9, Missouri State 8, Texas Southern 7, Evansville 6, Eastern Michigan 5, Southern Illinois 5, Southern 4, Texas A&M Corpus Christi 4, Coastal Carolina 2, CSU Bakersfield 2, North Dakota 1, **Wofford 1**.

NATIONAL POLLS

ASSOCIATED PRESS

RK	TEAM	RECORD	PTS
1	Duke (58)	0-0	1,612
2	Kentucky (2)	0-0	1,479
3	Kansas	0-0	1,476
4	Villanova (4)	0-0	1,465
5	Oregon (1)	0-0	1,343
6	North Carolina	0-0	1,314
7	Xavier	0-0	1,167
8	Virginia	0-0	1,149
9	Wisconsin	0-0	1,135
10	Arizona	0-0	1,004
11	Indiana	0-0	917
12	Michigan State	0-0	903
13	Louisville	0-0	755
14	Gonzaga	0-0	699
15	Purdue	0-0	672
16	UCLA	0-0	540
17	Saint Mary's	0-0	512
18	Connecticut	0-0	504
19	Syracuse	0-0	464
20	West Virginia	0-0	360
21	Texas	0-0	250
22	Creighton	0-0	231
23	Rhode Island	0-0	199
24	Iowa State	0-0	168
25	Maryland	0-0	144

Others receiving votes: Cincinnati 110, Dayton 98, Florida State 88, California 74, San Diego State 48, Miami 35, NC State 29, Butler 21, Wichita St 21, Ohio State 18, Virginia Tech 18, **Florida 18**, Texas A&M 14, Mississippi State 14, Oklahoma 11, Colorado 10, Michigan 8, Monmouth 7, Notre Dame 6, Washington 5, Seton Hall 5, Princeton 2, Ohio 1, Vanderbilt 1, Harvard 1

USA TODAY COACHES

RK	TEAM	RECORD	PTS
1	Duke (27)	0-0	792
2	Kansas (1)	0-0	721
3	Villanova (1)	0-0	700
4	Kentucky (2)	0-0	695
5	Oregon (1)	0-0	620
6	North Carolina	0-0	614
7	Virginia	0-0	596
8	Xavier	0-0	552
9	Michigan State	0-0	544
10	Wisconsin	0-0	487
11	Arizona	0-0	468
12	Indiana	0-0	435
13	Gonzaga	0-0	371
14	Louisville	0-0	367
15	Purdue	0-0	324
16	Connecticut	0-0	239
17	Syracuse	0-0	224
18	West Virginia	0-0	204
19	Saint Mary's	0-0	203
20	UCLA	0-0	185
21	Maryland	0-0	153
22	Texas	0-0	124
23	Creighton	0-0	113
24	Rhode Island	0-0	85
25	Cincinnati	0-0	75

Others receiving votes: Florida State 65, Iowa State 56, California 43, Miami 35, Dayton 34, Oklahoma 33, Seton Hall 24, Texas A&M 22, Notre Dame 18, San Diego State 17, Virginia Tech 16, Wichita St 15, Butler 14, USC 14, Ohio State 12, Colorado 11, **Florida 11**, **Clemson 11**, Michigan 10, Pittsburgh 7, Georgia 6, Yale 6, VCU 6, **Chattanooga 5**, Washington 4, Kansas State 3, Nevada 3, **Davidson 2**, Valparaiso 2, Arkansas 2, Utah 1, SMU 1

SEASON/CAREER TOTALS

Double-Digit Scoring	16-17	Career
Stephon Jelks	1	29
Demetre Rivers	18	19
Jordan Strawberry	0	14
Ethan Stair	0	9
Desmond Ringer	0	4
Ria'n Holland	1	1
Andrew Fishler	0	1
Cory Kilby	0	1

20+ Point Games	16-17	Career
Stephon Jelks	0	4
Jordan Strawberry	0	3
Demetre Rivers	0	2
Ria'n Holland	1	1
Andrew Fishler	0	1
Desmond Ringer	0	1

Games Led in Scoring	16-17	Career
Stephon Jelks	0	7
Demetre Rivers	0	7
Jordan Strawberry	0	3
Desmond Ringer	0	2
Ria'n Holland	1	1
Andrew Fishler	0	1

Double-Doubles	15-16	Career
Stephon Jelks	0	10
Andrew Fishler	0	1

10+ Assist Games	16-17	Career
Jordan Strawberry	1	1

5+ 3-Point FG Games	16-17	Career
Ria'n Holland	1	1

2015-16 TEAM ALMANAC

Longest Winning Streak	5
Longest Losing Streak	7
Most Points Scored	96
Fewest Points Scored	44
Most Points Allowed	91
Fewest Points Allowed	43
Average Points Scored	71.9
Average Points Allowed	68.8

2015-16 INDIVIDUAL HIGHS

Most Points	28, J. Lewis at Auburn (12/15/15)
Most Rebounds	17, S. Jelks, at The Citadel (1/9/16)
Most Blocks	8, A. Fishler, vs. Chattanooga (2/8/16)
Most Assists	10, P. Leonard, at Samford (2/1/16)
Most Steals	4, J. Lewis at Ohio State (12/22/15)
	4, J. Lewis at Chattanooga (1/5/16)

NATIONAL RANKINGS

THROUGH 2015-16

TEAM

	NCAA	SoCon	Value
3-pt Field Goal Attempts	232	9	612
Assist Turnover Ratio	103	2	1.18
Assists Per Game	71	2	15.0
Blocked Shots Per Game	287	9	2.5
Defensive Rebounds per Game	44	1	27.26
Fewest Fouls	98	2	590
Fewest Turnovers	228	4	431
Field-Goal Percentage	153	7	44.5
Field-Goal Percentage Defense	34	1	40.2
Free Throw Attempts	192	7	677
Free Throws Made	154	7	494
Free-Throw Percentage	58	3	73.0
Offensive Rebounds Per Game	41	1	12.82
Personal Fouls Per Game	50	2	17.4
Rebound Margin	11	1	8.4
Scoring Defense	95	3	68.8
Scoring Margin	132	4	3.1
Scoring Offense	203	7	71.9
Steals Per Game	287	9	5.1
3-Pt FG Defense	222	6	35.2
3-Point Field Goals Per Game	257	9	6.2
3-Point Field-Goal Percentage	181	5	34.3
Total 3-point FGM	226	9	210
Total Assists	62	1	509
Total Blocks	269	9	85
Total Rebounds	36	1	1,363
Total Rebounds Per Game	23	1	40.09
Total Steals	252	9	174
Turnover Margin	298	10	-1.7
Turnovers Forced	311	10	10.94
Turnovers Per Game	176	4	12.7
Won-Lost Percentage	144	3	55.9

INDIVIDUAL / Returners only

Assist to Turnover Ratio			
Jordan Strawberry	128	5	2.07

Assists per Game			
Jordan Strawberry	209	6	3.7

Defensive Rebounds per Game			
Stephon Jelks	72	1	5.94

Double-Doubles			
Stephon Jelks	80	1	10

Offensive Rebounds per Game			
Stephon Jelks	166	2	2.41

Rebounds per Game			
Stephon Jokes	86	1	8.4

Total Assists			
Jordan Strawberry	178	6	126

Total Rebounds			
Stephon Jelks	68	1	284

2016-17 MERCER MEN'S BASKETBALL

RECORD BREAKDOWN

Overall	1-0
Home	1-0
Road	0-0
Neutral	0-0
Overtime	0-0
SoCon	0-0
SoCon Home	0-0
SoCon Road	0-0
In afternoon games	0-0
In night games	1-0
When scoring first	0-0
When opponent scores first	1-0
When leading at halftime	1-0
When trailing at halftime	0-0
When tied at halftime	0-0
Leading with 5:00 left	1-0
Trailing with 5:00 left	0-0
Tied with 5:00 left	0-0
In games decided by 3 points or less	0-0
In games decided by 4-10 points	0-0
In games decided by more than 10 points	1-0
When scoring 30-39 points	0-0
When scoring 40-49 points	0-0
When scoring 50-59 points	0-0
When scoring 60-69 points	0-0
When scoring 70-79 points	0-0
When scoring 80-89 points	1-0
When scoring 90+ points	0-0
When scoring 100+ points	0-0
When allowing less than 40 points	0-0
When allowing 40-49 points	0-0
When allowing 50-59 points	1-0
When allowing 60-69 points	0-0
When allowing 70-79 points	0-0
When allowing 80-89 points	0-0
When allowing 90+ points	0-0
When allowing 100+ points	0-0
When shooting less than 30%	0-0
When shooting 30-39%	0-0
When shooting 40-49%	0-0
When shooting 50% or better	0-0
When opponents shoot less than 30%	0-0
When opponents shoot 30-39%	0-0
When opponents shoot 40-49%	0-0
When opponents shoot 50% or better	1-0
When out-shooting opponents	1-0
When out-shot by opponents	0-0
When percentages are even	0-0
When out-rebounding opponents	1-0
When out-rebounded by opponents	0-0
When rebounds are even	0-0
When committing more turnovers	0-0
When committing less turnovers	1-0
When turnovers are even	0-0
Sunday	0-0
Monday	0-0
Tuesday	0-0
Wednesday	0-0
Thursday	0-0
Friday	1-0
Saturday	0-0
White uniforms	1-0
Orange uniforms	0-0
Black uniforms	0-0

THE LAST TIME...

A Mercer Player Had:

20 points or more

25 points or more
30 points or more
10 rebounds or more
15 rebounds or more

8 assists or more

5 steals or more
5 blocks or more
a double-double

A Mercer Opponent Had:

20 points or more
25 points or more
30 points or more
10 rebounds or more
15 rebounds or more
8 assists or more
5 steals or more
5 blocks or more
a double-double

Mercer:

Scored 90 points
Allowed 90 points
Scored 100 points
Allowed 100 points
Scored less than 50 points
Allowed less than 50 points

Shot 50 percent or better

Shot 35 percent or below
Shot 80+ percent from FT line
Shot 90+ percent from FT line
Made 20+ free throws

Made 10+ 3-point field goals

Grabbed 50 or more rebounds
Grabbed 60 or more rebounds
Forced 25 or more turnovers
Had four players in double-figures
Had five players in double-figures
Had six players in double-figures
Won in overtime
Lost in overtime

24, Ria'n Holland vs. Brewton-Parker (11/11/16)

26, Jestin Lewis at Samford (2/1/16)
30, Ike Nwamu at Tennessee (12/22/14)
11, Phillip Leonard vs. The Citadel (3/4/16)
17, Stephon Jelks at The Citadel (1/9/16)

11, Jordan Strawberry vs. Brewton-Parker (11/11/16)

5, Langston Hall at Florida State (12/2/12)
8, Andrew Fishler vs. Chattanooga (2/8/16)
Phillip Leonard (11 pts, 11 reb) vs. The Citadel (3/4/16)

20, Julian Eleby, at VMI (2/25/16)
25, Ge'Lawn Guyn, vs. ETSU (3/5/16)
46, QJ Peterson, at VMI (2/25/16)
10, Torrion Brummitt, WCU (2/18/16)
15, Casey Jones, Chattanooga (1/29/15)
8, Diante Baldwin, UNCG (1/30/16)
7, Jae'Sean Tate, Ohio State (12/22/15)
6, Alan Williams, UCSB (11/28/14)
Torrion Brummitt (15 pts, 10 reb), WCU (2/18/16)

91, at The Citadel (1/9/16)

91, at VMI (2/25/16)

117, at Valparaiso (11/29/13)

108, at Valparaiso (11/29/13)

44, at Ohio State (3/8/15)

43, vs. Alcorn State (12/5/15)

53.1% (34-64) vs. Brewton-Parker (11/11/16)

34.7% (17-49) at Ohio State (12/22/15)

100.0% (9-9) at Coastal Carolina (3/15/16)

100.0% (9-9) at Coastal Carolina (3/15/16)

24, at VMI (2/26/16)

10, vs. Brewton-Parker (11/11/16)

54, at WCU (1/24/16)

60, vs. The Citadel (2/6/16)

27, vs. FGCU (1/14/08)

vs. The Citadel (2/6/16)

at The Citadel (1/9/16)

at The VMI (2/25/16)

70-69 (1OT) vs. Wofford (1/16/16)

72-66 (1OT) vs. Chattanooga (2/8/16)

STAIR CLIMBING

Last year then-freshman guard Ethan Stair has made an impressive debut in his first season at Mercer. Stair scored a career-high 15 points at Wofford (2/11), finishing 6-of-10 from the field, and is averaging 6.6 points per game. The freshman also excels in crashing the glass, posting a career-high nine rebounds against Western Michigan while averaging 4.1 rebounds per game.

WHAT'S IN A NAME?

Jordan Strawberry may have a famous name but he is using a different sport to prove he is his own man. The son of former New York Met Darryl Strawberry, Jordan is playing a different sport than his father but still finding a similar level of success. The 6-1 guard is in his junior season at Mercer and has the ability to be a game-changer on the court, just as his father was a game-changer on the diamond.



head coach
**BOB
HOFFMAN**

NINTH SEASON
OKLAHOMA BAPTIST, 1979
•2014 A-Sun Coach of the Year
•2013 A-Sun Coach of the Year

- Signed on as Mercer head coach on March 27, 2008
- Named 2013 & 2014 Atlantic Sun Coach of the Year
- 564 wins as a head coach and 164 wins at Mercer
- Guided Mercer to program's first outright Atlantic Sun regular season title in 2012-13 and first NCAA Tournament win in 2014
- Led Mercer to 2012 Colleg Insider.com Tournament Title
- Presided over program best 27-9 season in 2013-14
- 10 high-major wins in 8 seasons at Mercer- wins over Arkansas, Auburn, Alabama (2x), Duke, Georgia Tech, Florida State, Seton Hall & Ole Miss
- First coach to win in all four postseason tournaments (NCAA, NIT, CIT, CBI) in a four-year span
- Achieved three-straight 20-win seasons, a first for Mercer men's basketball
- 73-34 record after the New Year in last five seasons

HOFFMAN YEAR-BY-YEAR

SOUTHERN NAZARENE (WOMEN)

Year	W-L
1987-88	21-11
1988-89	36-2
1989-90	31-3
Three Seasons	88-16 (.846)

OKLAHOMA BAPTIST

Year	W-L
1990-91	15-17
1991-92	16-17
1992-93	34-4
1993-94	30-7
1994-95	28-6
1995-96	29-7
1996-97	36-4
1997-98	24-9
1998-99	31-7
Nine Seasons	243-78 (.757)

TEXAS PAN-AMERICAN

Year	W-L
1999-00	12-16
2000-01	12-17
2001-02	21-9
2002-03	10-20
2003-04	14-14
Five Seasons	69-76 (.542)

MERCER

Year	W-L
2008-09	17-15
2009-10	16-17
2010-11	15-18
2011-12	27-11
2012-13	24-12
2013-14	27-9
2014-15	19-16
2015-16	19-15
Eight Seasons	164-113 (.592)

CAREER HEAD COACHING RECORD

25 Seasons 564-283 (.666)

MERCER POWER CONFERENCE WINS UNDER HOFFMAN

Opponent	Score	Date	Location
Arkansas	69-66 (OT)	Dec. 19, 2015	Little Rock, Ark.
No. 6 Duke	78-71	March 21, 2014	Raleigh, N.C.
Ole Miss	79-76	Dec. 22, 2013	Oxford, Miss.
Seton Hall	77-74	Nov. 16, 2013	Macon, Ga.
Tennessee	75-67	Mar. 20, 2013	Knoxville, Tenn.
Alabama	66-59	Dec. 22, 2012	Tuscaloosa, Ala.
Florida State	61-56	Dec. 2, 2012	Tallahassee, Fla.
Georgia Tech	65-59	Dec. 22, 2010	Atlanta, Ga.
Auburn	78-74	Nov. 19, 2008	Auburn, Ala.
Alabama	72-69	Nov. 16, 2008	Tuscaloosa, Ala.

MERCER POSTSEASON WINS UNDER HOFFMAN

Score	Date	Tournament
Mercer 72, Stony Brook 70	March 18, 2015	CBI First Round
Mercer 78, Duke 71	March 21, 2014	NCAA Second Round
Mercer 68, FGCU 60	March 9, 2014	A-Sun Final
Mercer 78, USC Upstate 75 (2OT)	March 6, 2014	A-Sun Semifinal
Mercer 85, Jacksonville 64	March 4, 2014	A-Sun Quarterfinal
Mercer 75, Tennessee 67	March 20, 2013	NIT First Round
Mercer 72, USC Upstate 64	March 8, 2013	A-Sun Semifinal
Mercer 82, Lipscomb 48	March 6, 2013	A-Sun Quarterfinal
Mercer 70, Utah State 67	March 28, 2012	CIT Championship
Mercer 64, Fairfield 59	March 24, 2012	CIT Semifinal
Mercer 79, Old Dominion 73	March 21, 2012	CIT Quarterfinal
Mercer 64, Georgia State 59	March 17, 2012	CIT Second Round
Mercer 68, Tennessee State 60	March 13, 2012	CIT First Round
Mercer 61, Lipscomb 53	February 29, 2012	A-Sun Quarterfinal
Mercer 73, Lipscomb 63	March 3, 2011	A-Sun Quarterfinal
Mercer 66, Jacksonville 63	March 5, 2010	A-Sun Semifinal
Mercer 87, Belmont 81	March 4, 2010	A-Sun Quarterfinal

2016-17 MERCER MEN'S BASKETBALL



Mercer University Basketball Mercer Combined Team Statistics (as of Nov 13, 2016) All games



RECORD:	OVERALL	HOME	AWAY	NEUTRAL
ALL GAMES	1-0	1-0	0-0	0-0
CONFERENCE	0-0	0-0	0-0	0-0
NON-CONFERENCE	1-0	1-0	0-0	0-0

##	Player	gp-gs	min	avg	Total		3-Point		F-Throw		Rebounds				pf	dq	a	to	blk	stl	pts	avg
					fg-fga	fg%	3fg-fga	3fg%	ft-fa	ft%	off	def	tot	avg								
00	Desmond Ringer	1-1	22	22.0	4-6	.667	0-0	.000	0-0	.000	0	5	5	5.0	0	0	0	0	0	0	8	8.0
01	Cory Kilby	1-0	12	12.0	1-1	1.000	0-0	.000	1-2	.500	0	4	4	4.0	0	0	2	1	0	0	3	3.0
03	Stephen Gavin	1-0	1	1.0	0-0	.000	0-0	.000	0-0	.000	0	0	0	0.0	0	0	0	0	0	0	0	0.0
05	Jordan Strawberry	1-1	24	24.0	3-5	.600	1-2	.500	0-0	.000	1	4	5	5.0	1	0	11	1	0	2	7	7.0
10	Ria'n Holland	1-1	27	27.0	7-14	.500	5-11	.455	5-5	1.000	0	2	2	2.0	1	0	1	2	0	1	24	24.0
13	Ryan Johnson	1-0	13	13.0	2-4	.500	1-2	.500	0-0	.000	1	5	6	6.0	1	0	1	0	0	0	5	5.0
15	Stephon Jelks	1-1	22	22.0	5-9	.556	0-2	.000	0-0	.000	4	3	7	7.0	1	0	4	3	0	0	10	10.0
20	Darius Roy	1-0	6	6.0	1-3	.333	0-2	.000	0-0	.000	1	1	2	2.0	0	0	0	1	0	0	2	2.0
23	Demetre Rivers	1-1	31	31.0	8-15	.533	2-5	.400	0-0	.000	2	2	4	4.0	2	0	1	1	0	0	18	18.0
24	Ross Cummings	1-0	11	11.0	1-1	1.000	1-1	1.000	0-0	.000	0	0	0	0.0	0	0	1	0	0	0	3	3.0
25	Rashad Lewis	1-0	15	15.0	1-2	.500	0-1	.000	1-2	.500	0	1	1	1.0	0	0	2	0	0	1	3	3.0
44	JJ N'Ganga	1-0	6	6.0	1-2	.500	0-0	.000	1-2	.500	0	0	0	0.0	0	0	0	1	1	0	3	3.0
55	Andrew Fishler	1-0	10	10.0	0-2	.000	0-0	.000	1-2	.500	1	2	3	3.0	1	0	0	0	0	0	1	1.0
Team											2	3	5									
Total.....		1	200		34-64	.531	10-26	.385	9-13	.692	12	32	44	44.0	7	0	23	10	1	4	87	87.0
Opponents.....		1	200		21-67	.313	9-34	.265	2-2	1.000	14	18	32	32.0	17	-	7	11	2	6	53	53.0

TEAM STATISTICS	MER	OPP
SCORING	87	53
Points per game	87.0	53.0
Scoring margin	+34.0	-
FIELD GOALS-ATT	34-64	21-67
Field goal pct	.531	.313
3 POINT FG-ATT	10-26	9-34
3-point FG pct	.385	.265
3-pt FG made per game	10.0	9.0
FREE THROWS-ATT	9-13	2-2
Free throw pct	.692	1.000
F-Throws made per game	9.0	2.0
REBOUNDS	44	32
Rebounds per game	44.0	32.0
Rebounding margin	+12.0	-
ASSISTS	23	7
Assists per game	23.0	7.0
TURNOVERS	10	11
Turnovers per game	10.0	11.0
Turnover margin	+1.0	-
Assist/turnover ratio	2.3	0.6
STEALS	4	6
Steals per game	4.0	6.0
BLOCKS	1	2
Blocks per game	1.0	2.0
ATTENDANCE	3553	0
Home games-Avg/Game	1-3553	0-0
Neutral site-Avg/Game	-	0-0

Date	Opponent	Score	Att.
11/11/16	BREWTON-PARKER	w 87-53	3553

* - Conference game

Score by Periods	1st	2nd	Totals
Mercer	45	42	87
Opponents	35	18	53



Mercer University Basketball
Mercer Season/Career Statistics (as of Nov 13, 2016)
All games



SEASON STATISTICS

CAREER STATISTICS

SUMMARY	gp-gs	min/g	fg%	3fg%	ft%	r/g	a/g	stl	blk	pts/g	gp-gs	min/g	fg%	3fg%	ft%	r/g	a/g	stl	blk	pts/g
Desmond Ringer	1-1	22.0	.667	.000	.000	5.0	0.0	0	0	8.0	24-24	24.8	.615	.000	.804	4.6	0.6	5	18	7.8
Cory Kilby	1-0	12.0	1.000	.000	.500	4.0	2.0	0	0	3.0	35-0	8.3	.420	.296	.667	1.7	0.4	2	5	2.2
Stephen Gavin	1-0	1.0	.000	.000	.000	0.0	0.0	0	0	0.0	1-0	1.0	.000	.000	.000	0.0	0.0	0	0	0.0
Jordan Strawberry	1-1	24.0	.600	.500	.000	5.0	11.0	2	0	7.0	38-6	24.6	.391	.370	.833	2.3	3.8	36	1	7.9
Ria'n Holland	1-1	27.0	.500	.455	1.000	2.0	1.0	1	0	24.0	1-1	27.0	.500	.455	1.000	2.0	1.0	1	0	24.0
Ryan Johnson	1-0	13.0	.500	.500	.000	6.0	1.0	0	0	5.0	1-0	13.0	.500	.500	.000	6.0	1.0	0	0	5.0
Stephon Jelks	1-1	22.0	.556	.000	.000	7.0	4.0	0	0	10.0	40-36	26.7	.446	.357	.777	7.6	1.8	31	12	10.8
Darius Roy	1-0	6.0	.333	.000	.000	2.0	0.0	0	0	2.0	1-0	6.0	.333	.000	.000	2.0	0.0	0	0	2.0
Demetre Rivers	1-1	31.0	.533	.400	.000	4.0	1.0	0	0	18.0	38-34	22.6	.435	.375	.865	3.0	0.8	12	9	9.2
Ross Cummings	1-0	11.0	1.000	1.000	.000	0.0	1.0	0	0	3.0	1-0	11.0	1.000	1.000	.000	0.0	1.0	0	0	3.0
Rashad Lewis	1-0	15.0	.500	.000	.500	1.0	2.0	1	0	3.0	1-0	15.0	.500	.000	.500	1.0	2.0	1	0	3.0
JJ N'Ganga	1-0	6.0	.500	.000	.500	0.0	0.0	0	1	3.0	1-0	6.0	.500	.000	.500	0.0	0.0	0	1	3.0
Andrew Fishler	1-0	10.0	.000	.000	.500	3.0	0.0	0	0	1.0	32-6	7.8	.465	.000	.595	1.9	0.1	2	23	2.8

SCORING	fg-fga	fg%	3fg-fga	3fg%	ft-fta	ft%	pts	pts/g	fg-fga	fg%	3fg-fga	3fg%	ft-fta	ft%	pts	pts/g
Desmond Ringer	4-6	.667	0-0	.000	0-0	.000	8	8.0	75-122	.615	0-0	.000	37-46	.804	187	7.8
Cory Kilby	1-1	1.000	0-0	.000	1-2	.500	3	3.0	29-69	.420	8-27	.296	10-15	.667	76	2.2
Stephen Gavin	0-0	.000	0-0	.000	0-0	.000	0	0.0	0-0	.000	0-0	.000	0-0	.000	0	0.0
Jordan Strawberry	3-5	.600	1-2	.500	0-0	.000	7	7.0	106-271	.391	37-100	.370	50-60	.833	299	7.9
Ria'n Holland	7-14	.500	5-11	.455	5-5	1.000	24	24.0	7-14	.500	5-11	.455	5-5	1.000	24	24.0
Ryan Johnson	2-4	.500	1-2	.500	0-0	.000	5	5.0	2-4	.500	1-2	.500	0-0	.000	5	5.0
Stephon Jelks	5-9	.556	0-2	.000	0-0	.000	10	10.0	154-345	.446	50-140	.357	73-94	.777	431	10.8
Darius Roy	1-3	.333	0-2	.000	0-0	.000	2	2.0	1-3	.333	0-2	.000	0-0	.000	2	2.0
Demetre Rivers	8-15	.533	2-5	.400	0-0	.000	18	18.0	120-276	.435	45-120	.375	64-74	.865	349	9.2
Ross Cummings	1-1	1.000	1-1	1.000	0-0	.000	3	3.0	1-1	1.000	1-1	1.000	0-0	.000	3	3.0
Rashad Lewis	1-2	.500	0-1	.000	1-2	.500	3	3.0	1-2	.500	0-1	.000	1-2	.500	3	3.0
JJ N'Ganga	1-2	.500	0-0	.000	1-2	.500	3	3.0	1-2	.500	0-0	.000	1-2	.500	3	3.0
Andrew Fishler	0-2	.000	0-0	.000	1-2	.500	1	1.0	33-71	.465	0-0	.000	22-37	.595	88	2.8

TOTALS	o-reb	d-reb	t-reb	pf	fo	ast	to	a/to	o-reb	d-reb	t-reb	pf	fo	ast	to	a/to
Desmond Ringer	0	5	5	0	0	0	0	0.0	36	74	110	54	1	14	41	0.3
Cory Kilby	0	4	4	0	0	2	1	2.0	17	41	58	29	0	13	15	0.9
Stephen Gavin	0	0	0	0	0	0	0	0.0	0	0	0	0	0	0	0	0.0
Jordan Strawberry	1	4	5	1	0	11	1	11.0	23	65	88	54	1	143	66	2.2
Ria'n Holland	0	2	2	1	0	1	2	0.5	0	2	2	1	0	1	2	0.5
Ryan Johnson	1	5	6	1	0	1	0	0.0	1	5	6	1	0	1	0	0.0
Stephon Jelks	4	3	7	1	0	4	3	1.3	92	211	303	88	2	72	56	1.3
Darius Roy	1	1	2	0	0	0	1	0.0	1	1	2	0	0	0	1	0.0
Demetre Rivers	2	2	4	2	0	1	1	1.0	54	59	113	55	0	30	56	0.5
Ross Cummings	0	0	0	0	0	1	0	0.0	0	0	0	0	0	1	0	0.0
Rashad Lewis	0	1	1	0	0	2	0	0.0	0	1	1	0	0	2	0	0.0
JJ N'Ganga	0	0	0	0	0	0	1	0.0	0	0	0	0	0	0	1	0.0
Andrew Fishler	1	2	3	1	0	0	0	0.0	19	42	61	34	0	2	16	0.1

2016-17 MERCER MEN’S BASKETBALL



Official Basketball Box Score -- Game Totals -- Final Statistics
Brewton-Parker vs Mercer
11/11/16 at Macon, Ga. (Hawkins Arena)



Brewton-Parker 53 • 4-2

#	Player		Total		3-Ptr	Rebounds			PF	TP	A	TO	Blk	Stl	Min
			FG-FGA	FG-FGA	FT-FTA	Off	Def	Tot							
11	Cameron Bokenham	f	2-6	2-5	0-0	2	1	3	2	6	2	1	2	0	28
33	John Walker	f	3-5	1-2	0-0	2	2	4	3	7	0	1	0	2	19
00	McKel Miller	g	4-10	1-6	2-2	0	5	5	3	11	1	4	0	0	26
12	Jamelle Lanier	g	2-9	1-4	0-0	1	2	3	1	5	1	1	0	2	23
15	Dava'dre Puryear	g	1-5	0-2	0-0	1	1	2	2	2	0	2	0	1	18
04	Tim Gaint		0-2	0-1	0-0	0	0	0	0	0	0	0	0	0	3
05	Marcus Ford		3-9	1-4	0-0	2	2	4	2	7	2	0	0	0	18
10	Trey Sparrow		0-1	0-1	0-0	0	0	0	0	0	0	0	0	0	3
13	Myles White		3-6	3-5	0-0	0	1	1	0	9	0	0	0	0	14
14	Cedric Woodson		0-1	0-0	0-0	0	0	0	1	0	0	0	0	0	4
20	Yanick Cox		0-2	0-0	0-0	0	1	1	0	0	1	0	0	0	8
21	Arthur Hairston		1-1	0-0	0-0	1	1	2	1	2	0	0	0	1	7
22	Amori Atkinson		0-0	0-0	0-0	1	1	2	2	0	0	0	0	0	4
24	Malik Wright		2-8	0-2	0-0	2	0	2	0	4	0	1	0	0	20
25	Jaylan Patrick		0-2	0-2	0-0	1	0	1	0	0	0	1	0	0	5
	Team					1	1	2							
Totals			21-67	9-34	2-2	14	18	32	17	53	7	11	2	6	200

FG % 1st Half: 14-32 43.8% 2nd half: 7-35 20.0% Game: 21-67 31.3% Deadball
3FG % 1st Half: 5-13 38.5% 2nd half: 4-21 19.0% Game: 9-34 26.5% Rebounds
FT % 1st Half: 2-2 100.0 2nd half: 0-0 0.0% Game: 2-2 100.0 0,1


Mercer 87 • 1-0

#	Player		Total		3-Ptr	Rebounds			PF	TP	A	TO	Blk	Stl	Min
			FG	FGA	FG-FGA	FT	FTA	Off							
00	Desmond Ringer	f	4-6	0-0	0-0	0	5	5	0	8	0	0	0	0	22
15	Stephon Jelks	f	5-9	0-2	0-0	4	3	7	1	10	4	3	0	0	22
05	Jordan Strawberry	g	3-5	1-2	0-0	1	4	5	1	7	11	1	0	2	24
10	Ria'n Holland	g	7-14	5-11	5-5	0	2	2	1	24	1	2	0	1	27
23	Demetre Rivers	g	8-15	2-5	0-0	2	2	4	2	18	1	1	0	0	31
01	Cory Kilby		1-1	0-0	1-2	0	4	4	0	3	2	1	0	0	12
03	Stephen Gavin		0-0	0-0	0-0	0	0	0	0	0	0	0	0	0	1
13	Ryan Johnson		2-4	1-2	0-0	1	5	6	1	5	1	0	0	0	13
20	Darius Roy		1-3	0-2	0-0	1	1	2	0	2	0	1	0	0	6
24	Ross Cummings		1-1	1-1	0-0	0	0	0	0	3	1	0	0	0	11
25	Rashad Lewis		1-2	0-1	1-2	0	1	1	0	3	2	0	0	1	15
44	JJ N'Ganga		1-2	0-0	1-2	0	0	0	0	3	0	1	1	0	6
55	Andrew Fishler		0-2	0-0	1-2	1	2	3	1	1	0	0	0	0	10
	Team					2	3	5							
Totals			34-64	10-26	9-13	12	32	44	7	87	23	10	1	4	200

FG % 1st Half: 17-31 54.8% 2nd half: 17-33 51.5% Game: 34-64 53.1% Deadball
3FG % 1st Half: 7-14 50.0% 2nd half: 3-12 25.0% Game: 10-26 38.5% Rebounds
FT % 1st Half: 4-4 100.0 2nd half: 5-9 55.6% Game: 9-13 69.2% 3

Officials: Kenneth Totten; Michael Reese; Brad Stodghill
Technical fouls: Brewton-Parker-None. Mercer-None.
Attendance: 3553

Score by periods	1st	2nd	Total
Brewton-Parker	35	18	53
Mercer	45	42	87



O

TOP PERFORMANCES

Points: 21, vs. Wofford (1/16/16)
 FG Made:..... 10, vs. Wofford (1/16/16)
 FG Att: 11, vs. Wofford (1/16/16)
 3-Point FGs: N/A
 3-Point FGA: N/A
 FT Made: 4, 4x, vs. Brewton-Parker (11/11/16)
 FT Att: 6, vs. Saint Mary's (12/22/13)^
 Rebounds: 10, at Davidson (11/23/15)
 Assists: 2, 4x, vs. UNCG (1/30/16)
 Blocks: 3, 4x, at Arkansas (12/19/15)
 Steals: 2, vs. UNCG (1/30/16)
 Minutes: 33, vs. Wofford (1/16/16)

^ - denotes from South Carolina

Desmond RINGER

F • 6-9 • 255 • R-Jr. • 1L
McDonough, Ga. / South Carolina

BIO

2015-16

- Career-high 21 points (10-11 FG) vs. Wofford (1/16)
- Career-high 10 rebounds and 7 points at Davidson (11/23)
- Leads team in field goal pct. (.612)

2014-15

- Redshirted due to NCAA transfer rules

2013-14 (South Carolina)

- Played in 28 games, averaging 10.4 minutes per game
- Scored 2.1 points per game
- Recorded 2.0 rebounds per contest

HIGH SCHOOL

- Led Eagle's Landing to 1st State title
- Posted 17 points and 14 boards in title game
- Ranked No. 7 player in Georgia by ESPN.com

PERSONAL

- Son Boris and Nattlie Ringer
- Has one brother

2016-17 GAME-BY-GAME STATISTICS

Opponent	Date	GS	Min	FG	FGA	Pct	3FG	FGA	Pct	FT	FTA	Pct	O	D	Tot	Avg	PF	FO	A	TO	Blk	Stl	Pts	Avg
BREWTON-PARKER	11/11/16	*	22	4	6	.667	0	0	.000	0	0	.000	0	5	5	5.0	0	0	0	0	0	0	8	8.0
Totals			1	22	4	.667	0	0	.000	0	0	.000	0	5	5	5.0	0	0	0	0	0	0	8	8.0

CAREER STATISTICS

			Total		3-Point		F-Throws		Rebounds											Scoring	
Season	gp-gs	min/avg	fg-fga	pct	fg-fga	pct	ft-fa	pct	off	def	tot	avg	pf	fo	ast	to	blk	stl	pts	avg	
2013-14*	28-1	291/10.4	18-48	.375	0-0	.000	22-35	.629	24	31	55	2.0	58	0	7	17	6	2	58	2.1	
2015-16	23-23	574/25.0	71-116	.612	0-0	.000	37-46	.804	36	69	105	4.6	54	1	14	41	18	5	179	7.8	
2016-17	1-1	22/22.0	4-6	.667	0-0	.000	0-0	.000	0	5	5	5.0	0	0	0	0	0	0	8	8.0	
TOTAL	24-24	596/24.8	75-122	.615	0-0	.000	37-46	.804	36	74	110	4.6	54	1	14	41	18	5	187	7.8	
All*	52-25	887/17.1	93-170	.547	0-0	.000	59-81	.728	60	105	165	3.2	112	1	21	58	24	7	245	4.7	

* Statistics from prior team/school



Cory
KILBY

F • 6-7 • 195 • So. • 1L
Ada, Okla. / Ada HS

BIO

2015-16

- Career-high 13 points and 6 boards at Furman (2/13)
- Recorded 8 points, 4 boards and a block in debut vs. Allen (11/13)

PERSONAL

- Son of Pat and Angela Kilby
- Has two brothers and one sister
- Born on May 14, 1996 in Asheville, N.C.

HIGH SCHOOL

- Averaged 21 points, 11 boards and 4 blocks as a senior
- Ada HS record holder for career points (2,013)
- 2014 All-State quarterback selection

1

TOP PERFORMANCES

Points: 13, at Furman (2/13/16)
FG Made:.....5, at Furman (2/13/16)
FG Att: 7, 2x, at Furman (2/13/16)
3-Point FGs:2, at UNCG (2/28/16)
3-Point FGA: 5, at UNCG (2/28/16)
FT Made: 2, 4x, at Furman (2/13/16)
FT Att:4, at Furman (2/13/16)
Rebounds:6, 2x, at Furman (2/13/16)
Assists:2, 4x, vs. Brewton-Parker (11/11/16)
Blocks: 1, 3x, at Kennesaw State (12/30/15)
Steals: 1, at Wofford (2/11/16)
Minutes:18, 2x, at Furman (2/13/16)

2016-17 GAME-BY-GAME STATISTICS

Opponent	Date	GS	Min	FG	FGA	Pct	3FG	FGA	Pct	FT	FTA	Pct	O	D	Tot	Avg	PF	FO	A	TO	Blk	Stl	Pts	Avg
BREWTON-PARKER	11/11/16		12	1	11.000		0	0	.000	1	2	.500	0	4	4	4.0	0	0	2	1	0	0	3	3.0
Totals		0	12	1	11.000		0	0	.000	1	2	.500	0	4	4	4.0	0	0	2	1	0	0	3	3.0

CAREER STATISTICS

			Total		3-Point		F-Throws		Rebounds											Scoring	
Season	gp-gs	min/avg	fg-fga	pct	fg-fga	pct	ft-fta	pct	off	def	tot	avg	pf	fo	ast	to	blk	stl	pts	avg	
2015-16	34-0	277/8.1	28-68	.412	8-27	.296	9-13	.692	17	37	54	1.6	29	0	11	14	5	2	73	2.1	
2016-17	1-0	12/12.0	1-1	1.000	0-0	.000	1-2	.500	0	4	4	4.0	0	0	2	1	0	0	3	3.0	
TOTAL	35-0	289/8.3	29-69	.420	8-27	.296	10-15	.667	17	41	58	1.7	29	0	13	15	5	2	76	2.2	



Jaylen STOWE

G • 6-2 • 205 • So. • 1L

Harrisburg, N.C. / Hickory Ridge HS

BIO

2015-16

- Career-high 7 points and 2 rebounds at Furman (2/13) and vs. Citadel (3/4)
- Scored first 3 points of career at Davidson (11/23)

PERSONAL

- Son of Jason and Heather Stowe
- Has two brothers
- Born on Nov. 8, 1996 in Charlotte, N.C.

HIGH SCHOOL

- Averaged 22 points, 6 rebounds and 5 assists as a senior
- Hickory Ridge HS all-time leading scorer and assist leader
- Four-year honor student

2

TOP PERFORMANCES

Points:7, at Furman (2/13/16)
 FG Made:.....3, at Furman (2/13/16)
 FG Att:4, 2x, at VMI (2/25/16)
 3-Point FGs:1, 4x, at VMI (2/25/16)
 3-Point FGA:4, at VMI (2/25/16)
 FT Made:1, 2x, vs. The Citadel (2/6/16)
 FT Att:2, 2x, vs. The Citadel (2/6/16)
 Rebounds:4, vs. The Citadel (2/6/16)
 Assists:1, 4x, at VMI (2/25/16)
 Blocks:N/A
 Steals:1, 2x, at VMI (2/25/16)
 Minutes:13, at VMI (2/25/16)

2016-17 GAME-BY-GAME STATISTICS

Opponent	Date	GS	Min	FG	FGA	Pct	3FG	FGA	Pct	FT	FTA	Pct	O	D	Tot	Avg	PF	FO	A	TO	Blk	Stl	Pts	Avg
.																								
Totals																								

CAREER STATISTICS

Season	gp-gs	min/avg	Total		3-Point		F-Throws		Rebounds										Scoring	
			fg-fga	pct	fg-fga	pct	ft-fta	pct	off	def	tot	avg	pf	fo	ast	to	blk	stl	pts	avg
2015-16	23-0	97/4.2	9-28	.321	7-15	.467	5-10	.500	3	14	17	0.7	14	0	5	7	0	3	30	1.3
TOTAL	23-0	97/4.2	9-28	.321	7-15	.467	5-10	.500	3	14	17	0.7	14	0	5	7	0	3	30	1.3



Stephen GAVIN

G • 6-3 • 190 • So. • SQ
Savannah, Ga. / Hilton Head Preparatory School

BIO

- HIGH SCHOOL**
- Averaged 16 points senior year
 - Played at Svannah Day Country HS for three years
 - Played in SCISA North vs. South Game
 - Earned 2A SCISA All-Region, All-State honors

- PERSONAL**
- Son of Kevin Gavin and Allison Hersh
 - Has one sister, Shannon
 - Born on Feb. 19, 1997

3

TOP PERFORMANCES


Minutes 1, vs. Brewton-Parker (11/11/16)

2016-17 GAME-BY-GAME STATISTICS

Opponent	Date	GS	Min	FG	FGA	Pct	3FG	FGA	Pct	FT	FTA	Pct	O	D	Tot	Avg	PF	FO	A	TO	Blk	Stl	Pts	Avg
BREWTON-PARKER	11/11/16		1	0	0	.000	0	0	.000	0	0	.000	0	0	0	0.0	0	0	0	0	0	0	0	0.0
Totals		0	1	0	0	.000	0	0	.000	0	0	.000	0	0	0	0.0	0	0	0	0	0	0	0	0.0

CAREER STATISTICS

			Total		3-Point		F-Throws		Rebounds											Scoring	
Season	gp-gs	min/avg	fg-fga	pct	fg-fga	pct	ft-fta	pct	off	def	tot	avg	pf	fo	ast	to	blk	stl	pts	avg	
2016-17	1-0	1/1.0	0-0	.000	0-0	.000	0-0	.000	0	0	0	0.0	0	0	0	0	0	0	0	0.0	
TOTAL	1-0	1/1.0	0-0	.000	0-0	.000	0-0	.000	0	0	0	0.0	0	0	0	0	0	0	0	0.0	



Jordan STRAWBERRY

G • 6-1 • 175 • Jr. • 2L

Anaheim, Calif. / South Kent School

BIO

2015-16

- Career-high 24 points at Chattanooga (1/5)
- Career-high 8 assists vs. Wofford (1/16), Citadel (2/6) & Chattanooga (2/8)
- 11 games of 5+ assists

HIGH SCHOOL

- Led Monarchs to three State Championships, two CIF Southern Section Championships and four league titles
- All-State, All-CIF and first team All-League as junior and senior

2014-15

- Season-highs in points, FGs made & attempted, 3pt FGs attempted, assists, minutes played at Georgia (12/27)
- 4 games with 10+ points
- Season-high 3 3-pointers, 2 steals vs. Dartmouth (12/16)
- Multiple assists in 20 games

PERSONAL

- Born March 17, 1994 in Los Angeles, California
- Son of Darryl Strawberry and Charisse Strawberry-Fuller

5 TOP PERFORMANCES

Points:24, at Chattanooga (1/5/16)
 FG Made:9, at Georgia (12/27/14)
 FG Att:18, at Georgia (12/27/14)
 3-Point FGs:3, 5x, at UNCG (2/28/16)
 3-Point FGA:6, 2x, vs. ETSU (2/20/16)
 FT Made:6, at Chattanooga (1/5/16)
 FT Att:6, 2x, vs. ETSU (2/20/16)
 Rebounds:6, vs. Chattanooga (2/8/16)
 Assists:11, vs. Brewton-Parker (11/11/16)
 Blocks:1, vs. ETSU (2/20/16)
 Steals:2, 10x, vs. The Citadel (2/6/16)
 Minutes:42, vs. Chattanooga (2/8/16)

2016-17 GAME-BY-GAME STATISTICS

Opponent	Date	GS	Min	FG	FGA	Pct	3FG	FGA	Pct	FT	FTA	Pct	O	D	Tot	Avg	PF	FO	A	TO	Blk	Stl	Pts	Avg
BREWTON-PARKER	11/11/16	*	24	3	5	.600	1	2	.500	0	0	.000	1	4	5	5.0	1	0	11	1	0	2	7	7.0
Totals		1	24	3	5	.600	1	2	.500	0	0	.000	1	4	5	5.0	1	0	11	1	0	2	7	7.0

CAREER STATISTICS

			Total		3-Point		F-Throws		Rebounds											Scoring	
Season	gp-gs	min/avg	fg-fga	pct	fg-fga	pct	ft-fta	pct	off	def	tot	avg	pf	fo	ast	to	blk	stl	pts	avg	
2014-15	3-0	47/15.7	7-12	.583	2-3	.667	0-0	.000	1	0	1	0.3	6	0	6	4	0	1	16	5.3	
2015-16	34-5	863/25.4	96-254	.378	34-95	.358	50-60	.833	21	61	82	2.4	47	1	126	61	1	33	276	8.1	
2016-17	1-1	24/24.0	3-5	.600	1-2	.500	0-0	.000	1	4	5	5.0	1	0	11	1	0	2	7	7.0	
TOTAL	38-6	934/24.6	106-271	.391	37-100	.370	50-60	.833	23	65	88	2.3	54	1	143	66	1	36	299	7.9	



Ria'n
HOLLAND

G • 6-0 • 152 • R-Jr. • JC
Fayetteville, N.C. / Indian Hills CC / Wichita State

BIO

2015-16 (Indian Hills CC)

- Led team to 29-5 record, trip to NJCAA National Tourney
- First Team Iowa CC Athletic Conference selection
- Averaged 13.3 points per game
- Ranked 8th in NJCAA in 3pt Pct with .504

2014-15 (Wichita State)

- Averaged 1.9 points over 27 games
- Scored season-high nine points vs. George Washington (12/25)
- Season-best three rebounds vs. Memphis (11/18) along with five points scored

2013-14 (Wichita State)

- Redshirted true freshman season

HIGH SCHOOL

- Averaged 16 points senior year
- Played at Savannah Day Country HS for three years
- Played in SCISA North vs. South Game
- Earned 2A SCISA All-Region, All-State honors

PERSONAL

- Son of Robert and Rezina Holland
- Has a brother, Rosario, and a sister, Rezna
- Born on Nov. 12, 1994

2016-17 GAME-BY-GAME STATISTICS

Opponent	Date	GS	Min	FG	FGA	Pct	3FG	FGA	Pct	FT	FTA	Pct	O	D	Tot	Avg	PF	FO	A	TO	Blk	Stl	Pts	Avg
BREWTON-PARKER	11/11/16	*	27	7	14	.500	5	11	.455	5	5	1.000	0	2	2	2.0	1	0	1	2	0	1	24	24.0
Totals		1	27	7	14	.500	5	11	.455	5	5	1.000	0	2	2	2.0	1	0	1	2	0	1	24	24.0

10
TOP PERFORMANCES

Points:24, vs. Brewton-Parker (11/11/16)
FG Made: 7, vs. Brewton-Parker (11/11/16)
FG Att: 14, vs. Brewton-Parker (11/11/16)
3-Point FGs: 5, vs. Brewton-Parker (11/11/16)
3-Point FGA: ... 11, vs. Brewton-Parker (11/11/16)
FT Made:5, vs. Brewton-Parker (11/11/16)
FT Att:5, vs. Brewton-Parker (11/11/16)
Rebounds:3, vs. Memphis (11/18/14)^
Assists:2, 2x, vs. Newman (11/23/14)^
Blocks:1, vs. Saint Louis (12/06/14)^
Steals:1, 7x, vs. Brewton-Parker (11/11/16)
Minutes:27, vs. Brewton-Parker (11/11/16)

^ - denotes from Wichita State

CAREER STATISTICS

			Total		3-Point		F-Throws		Rebounds											Scoring	
Season	gp-gs	min/avg	fg-fga	pct	fg-fga	pct	ft-fta	pct	off	def	tot	avg	pf	fo	ast	to	blk	stl	pts	avg	
2016-17	1-1	27/27.0	7-14	.500	5-11	.455	5-5	1.000	0	2	2	2.0	1	0	1	2	0	1	24	24.0	
TOTAL	1-1	27/27.0	7-14	.500	5-11	.455	5-5	1.000	0	2	2	2.0	1	0	1	2	0	1	24	24.0	



Ryan JOHNSON

G • 6-5 • 192 • R-So. • JC
Greensboro, N.C. / Tallahassee CC

BIO

2015-16 (Tallahassee CC)

- Averaged 11.3 points per game, scoring 20+ in five games
- Scored career-high 30 pts vs St. Petersburg College
- Averaged 4.6 rebounds and 1.3 assists

2014-15 (Tallahassee CC)

- Redshirted season

HIGH SCHOOL

- Averaged 27.0 points, 6.0 rebounds, 4.0 assists
 - Scored over 2,000 career points
- Rated as 16th overall prospect, No. 2 wing/guard in North Carolina by Pheom Hoops Report

PERSONAL

- Originally from Greensboro, N.C.

13

TOP PERFORMANCES

Points 5, vs. Brewton-Parker (11/11/16)
 Rebounds 6, vs. Brewton-Parker (11/11/16)
 Assists 1, vs. Brewton-Parker (11/11/16)
 FG made 2, vs. Brewton-Parker (11/11/16)
 FG attempts ... 4, vs. Brewton-Parker (11/11/16)
 3FG made 1, vs. Brewton-Parker (11/11/16)
 3FG attempt .. 2, vs. Brewton-Parker (11/11/16)

2016-17 GAME-BY-GAME STATISTICS

Opponent	Date	GS	Min	FG	FGA	Pct	3FG	FGA	Pct	FT	FTA	Pct	O	D	Tot	Avg	PF	FO	A	TO	Blk	Stl	Pts	Avg
BREWTON-PARKER	11/11/16		13	2	4	.500	1	2	.500	0	0	.000	1	5	6	6.0	1	0	1	0	0	0	5	5.0
Totals		0	13	2	4	.500	1	2	.500	0	0	.000	1	5	6	6.0	1	0	1	0	0	0	5	5.0

CAREER STATISTICS

			Total		3-Point		F-Throws		Rebounds											Scoring	
Season	gp-gs	min/avg	fg-fga	pct	fg-fga	pct	ft-fta	pct	off	def	tot	avg	pf	fo	ast	to	blk	stl	pts	avg	
2016-17	1-0	13/13.0	2-4	.500	1-2	.500	0-0	.000	1	5	6	6.0	1	0	1	0	0	0	5	5.0	
TOTAL	1-0	13/13.0	2-4	.500	1-2	.500	0-0	.000	1	5	6	6.0	1	0	1	0	0	0	5	5.0	



Ethan STAIR

G • 6-5 • 205 • So. • 1L
Hazel Green, Ala. / Hazel Green HS

BIO

2015-16

- Career-high 15 points at Wofford (2/11/16)
- Career-high 9 rebounds vs. W. Michigan (11/29)
- 10 games of 10+ points

PERSONAL

- Son of David and Jackie Stair
- Has one brother and one sister
- Born on November 6, 1996

HIGH SCHOOL

- Averaged 22.4 points and 12.3 boards as a senior
- Recorded over 1,500 points and 1,000 rebounds in career
- All-State selection as a senior
- Team won state title in 2012
- Hazel Green HS record holder in 50-meter freestyle in swimming

2016-17 GAME-BY-GAME STATISTICS

Opponent	Date	GS	Min	FG	FGA	Pct	3FG	FGA	Pct	FT	FTA	Pct	O	D	Tot	Avg	PF	FO	A	TO	Blk	Stl	Pts	Avg
.																								
Totals																								


14

TOP PERFORMANCES

Points:15, at Wofford (2/11/16)
FG Made:..... 6, at Wofford (2/11/16)
FG Att: 10, 3x, at VMI (2/25/16)
3-Point FGs: 2, 3x, vs. ETSU (2/20/16)
3-Point FGA: 5, vs. The Citadel (2/6/16)
FT Made:4, at VMI (2/25/16)
FT Att:4, 6x, at VMI (2/25/16)
Rebounds: 9, vs. Western Michigan (11/29/15)
Assists: 5, vs. The Citadel (2/6/16)
Blocks: 1, 4x, vs. ETSU (2/20/16)
Steals: 3, 3x, at Wofford (2/11/16)
Minutes:37, at Wofford (2/11/16)

CAREER STATISTICS

Season	gp-gs	min/avg	Total		3-Point		F-Throws		Rebounds											Scoring	
			fg-fga	pct	fg-fga	pct	ft-fta	pct	off	def	tot	avg	pf	fo	ast	to	blk	stl		pts	avg
2015-16	34-11	822/24.2	86-201	.428	18-64	.281	33-53	.623	44	98	142	4.2	76	3	37	44	6	22		223	6.6
TOTAL	34-11	822/24.2	86-201	.428	18-64	.281	33-53	.623	44	98	142	4.2	76	3	37	44	6	22		223	6.6



Stephon JELKS

F • 6-6 • 225 • Jr. • 2L

Marietta, Ga. / North Cobb Christian School

BIO

2015-16

- Career-high 24 points and career-high 17 rebounds at The Citadel (1/9)
- 10 double-doubles on the season
- 4 games of 20+ points
- 4 games of 15+ rebounds, 13 games of 10+ rebounds
- SoCon Player of the Month for December

- Career-high 9 rebounds in SoCon Tournament vs. VMI (3/7)
- Multiple rebounds in 23 games

HIGH SCHOOL

- Averaged 14.1 points, 10.3 rebounds as a senior
- Region Co-MVP as junior
- Also played football

PERSONAL

- Son of Stephanie Hargett
- Born on July 4, 1996 in Valdosta Ga.

2014-15

- Selected to SoCon All-Freshman Team
- Season-high 14 points twice (vs. Wofford, vs. ETSU)
- 10+ points in six games & four-straight games played

2016-17 GAME-BY-GAME STATISTICS

Opponent	Date	GS	Min	FG	FGA	Pct	3FG	FGA	Pct	FT	FTA	Pct	O	D	Tot	Avg	PF	FO	A	TO	Blk	Stl	Pts	Avg
BREWTON-PARKER	11/11/16	*	22	5	9	.556	0	2	.000	0	0	.000	4	3	7	7.0	1	0	4	3	0	0	10	10.0
Totals		1	22	5	9	.556	0	2	.000	0	0	.000	4	3	7	7.0	1	0	4	3	0	0	10	10.0

TOP PERFORMANCES

Points:24, at The Citadel (1/9/16)
 FG Made:.....9, 2x, at Samford (2/1/16)
 FG Att:17, at The Citadel (1/9/16)
 3-Point FGs:4, 2x, vs. WCU (2/18/16)
 3-Point FGA:8, at Davidson (11/23/15)
 FT Made:7, vs. George Mason (11/16/15)
 FT Att:9, at Kennesaw State (12/30/15)
 Rebounds:17, at The Citadel (1/9/16)
 Assists:5, vs. Tulane (11/26/15)
 Blocks:2, 2x, at Arkansas (12/19/15)
 Steals:.....3, 2x, at Arkansas (12/19/15)
 Minutes:41, at Arkansas (12/19/15)

CAREER STATISTICS

			Total		3-Point		F-Throws		Rebounds											Scoring	
Season	gp-gs	min/avg	fg-fga	pct	fg-fga	pct	ft-fa	pct	off	def	tot	avg	pf	fo	ast	to	blk	stl	pts	avg	
2014-15	5-1	57/11.4	11-16	.688	2-3	.667	0-1	.000	6	6	12	2.4	6	0	2	3	1	2	24	4.8	
2015-16	34-34	987/29.0	138-320	.431	48-135	.356	73-93	.785	82	202	284	8.4	81	2	66	50	11	29	397	11.7	
2016-17	1-1	22/22.0	5-9	.556	0-2	.000	0-0	.000	4	3	7	7.0	1	0	4	3	0	0	10	10.0	
TOTAL	40-36	1066/26.7	154-345	.446	50-140	.357	73-94	.777	92	211	303	7.6	88	2	72	56	12	31	431	10.8	



Darius ROY

G • 6-2 • 170 • Fr. • HS
Lawton, Okla. / Lawton Eisenhower HS

BIO

- HIGH SCHOOL
- Led team to 2015 State Championship
 - Named to 2015 State All-Tournament Team
 - Named to VYPE PReseason Top 50 in the Class of 2016

20

TOP PERFORMANCES

Points:2, Brewton-Parker (11/11/16)
Rebounds:2, Brewton-Parker (11/11/16)
FG made:1, Brewton-Parker (11/11/16)
FG attempts:3, Brewton-Parker (11/11/16)
3FG attempts:2, Brewton-Parker (11/11/16)

2016-17 GAME-BY-GAME STATISTICS

Opponent	Date	GS	Min	FG	FGA	Pct	3FG	FGA	Pct	FT	FTA	Pct	O	D	Tot	Avg	PF	FO	A	TO	Blk	Stl	Pts	Avg
BREWTON-PARKER	11/11/16		6	1	3	.333	0	2	.000	0	0	.000	1	1	2	2.0	0	0	0	1	0	0	2	2.0
Totals		0	6	1	3	.333	0	2	.000	0	0	.000	1	1	2	2.0	0	0	0	1	0	0	2	2.0

CAREER STATISTICS

Season	gp-gs	min/avg	Total		3-Point		F-Throws		Rebounds											Scoring	
			fg-fga	pct	fg-fga	pct	ft-fta	pct	off	def	tot	avg	pf	fo	ast	to	blk	stl		pts	avg
2016-17	1-0	6/6.0	1-3	.333	0-2	.000	0-0	.000	1	1	2	2.0	0	0	0	1	0	0		2	2.0
TOTAL	1-0	6/6.0	1-3	.333	0-2	.000	0-0	.000	1	1	2	2.0	0	0	0	1	0	0		2	2.0



Demetre RIVERS

G • 6-8 • 180 • Jr. • 2L
Ladson, S.C. / Stratford HS

BIO

2015-16

- Career-high 22 points at Wofford (2/11/16)
- 16 points and career-high 9 rebounds vs. The Citadel (2/6)
- 17 games of 10+ points

2014-15

- Hit a 3-pointer, had a steal and an assist in debut against Piedmont (11/14)
- First career rebound at Western Carolina (1/22)

HIGH SCHOOL

- 2x All-State, 3x All-Region performer
- Averaged 18.1 points, 7.1 rebounds per game
- Selected to play in NC vs. SC All-Star game

PERSONAL

- Full name is Demetre Earl Rivers
- Born on December 7, 1995
- Son of Kenneth and Wanda Rivers

23

TOP PERFORMANCES

Points:22, at Wofford (2/11/16)
 FG Made:8, 2x, vs. Brewton-Parker (11/11/16)
 FG Att:19, at Arkansas (12/19/15)
 3-Point FGs:4, at Wofford (2/11/16)
 3-Point FGA:8, at Wofford (2/11/16)
 FT Made:10, vs. Hiwassee (12/2/15)
 FT Att:11, 2x, vs. Alcorn State (12/5/15)
 Rebounds:9, vs. The Citadel (2/6/16)
 Assists:4, 2x, at Wofford (2/11/16)
 Blocks:2, vs. WCU (2/18/16)
 Steals:2, 2x, at WCU (1/24/16)
 Minutes:38, vs. Chattanooga (2/8/16)

2016-17 GAME-BY-GAME STATISTICS

Opponent	Date	GS	Min	FG	FGA	Pct	3FG	FGA	Pct	FT	FTA	Pct	O	D	Tot	Avg	PF	FO	A	TO	Blk	Stl	Pts	Avg
BREWTON-PARKER	11/11/16	*	31	8	15	.533	2	5	.400	0	0	.000	2	2	4	4.0	2	0	1	1	0	0	18	18.0
Totals		1	31	8	15	.533	2	5	.400	0	0	.000	2	2	4	4.0	2	0	1	1	0	0	18	18.0

CAREER STATISTICS

			Total		3-Point		F-Throws		Rebounds											Scoring	
Season	gp-gs	min/avg	fg-fga	pct	fg-fga	pct	ft-fta	pct	off	def	tot	avg	pf	fo	ast	to	blk	stl	pts	avg	
2014-15	3-0	4/1.3	0-1	.000	0-0	.000	0-0	.000	0	0	0	0.0	1	0	0	0	0	0	0	0.0	
2015-16	34-33	823/24.2	112-260	.431	43-115	.374	64-74	.865	52	57	109	3.2	52	0	29	55	9	12	331	9.7	
2016-17	1-1	31/31.0	8-15	.533	2-5	.400	0-0	.000	2	2	4	4.0	2	0	1	1	0	0	18	18.0	
TOTAL	38-34	858/22.6	120-276	.435	45-120	.375	64-74	.865	54	59	113	3.0	55	0	30	56	9	12	349	9.2	



Ross
CUMMINGS

G • 6-3 • 165 • Fr. • HS
Dickson, Tenn. / Creek Wood HS

BIO

HIGH SCHOOL
• Led team to 31-2 record in junior season and first state quarterfinals appearance in school history
• Rated the No. 8 player in Tennessee in 2016 class by Hoop Seen

24

TOP PERFORMANCES


Points:3, Brewton-Parker (11/11/16)
Assists:1, Brewton-Parker (11/11/16)
FG made:1, Brewton-Parker (11/11/16)
FG attempts:1, Brewton-Parker (11/11/16)
3FG made:1, Brewton-Parker (11/11/16)
3FG attempts:1, Brewton-Parker (11/11/16)

2016-17 GAME-BY-GAME STATISTICS

Opponent	Date	GS	Min	FG	FGA	Pct	3FG	FGA	Pct	FT	FTA	Pct	O	D	Tot	Avg	PF	FO	A	TO	Blk	Stl	Pts	Avg
BREWTON-PARKER	11/11/16		11	1	11.000		1	11.000		0	0	.000	0	0	0	0.0	0	0	1	0	0	0	3	3.0
Totals		0	11	1	11.000		1	11.000		0	0	.000	0	0	0	0.0	0	0	1	0	0	0	3	3.0

CAREER STATISTICS

			Total		3-Point		F-Throws		Rebounds											Scoring	
Season	gp-gs	min/avg	fg-fga	pct	fg-fga	pct	ft-fta	pct	off	def	tot	avg	pf	fo	ast	to	blk	stl	pts	avg	
2016-17	1-0	11/11.0	1-1	1.000	1-1	1.000	0-0	.000	0	0	0	0.0	0	0	1	0	0	0	3	3.0	
TOTAL	1-0	11/11.0	1-1	1.000	1-1	1.000	0-0	.000	0	0	0	0.0	0	0	1	0	0	0	3	3.0	



Rashad LEWIS

G • 5-8 • 156 • Jr. • JC

Valdosta, Ga. / Tallahassee CC

BIO

2015-16 (Tallahassee CC)

- Named FCSAA/NJCAA Region All-Tourney team and all-conference honors
- Scored 11.8 points per game, averaged 3.2 three-point made baskets per game ranking 11th in the country
- Shot .420 from behind the arc
- Scored 20+ points on six occasions, career high was 26

HIGH SCHOOL

- Averaged 21.2 ppg as a junior, 19.3 ppg his senior year
- Named Region Player of the Year his senior season

PERSONAL

- Originally from Brooklyn, N.Y.

25

TOP PERFORMANCES

Points:3, Brewton-Parker (11/11/16)
 Rebounds:1, Brewton-Parker (11/11/16)
 Assists:2, Brewton-Parker (11/11/16)
 Steals:1, Brewton-Parker (11/11/16)
 FG made:1, Brewton-Parker (11/11/16)
 FG attempts:2, Brewton-Parker (11/11/16)
 3FG attempts:1, Brewton-Parker (11/11/16)
 FT made:1, Brewton-Parker (11/11/16)
 FT attempts:2, Brewton-Parker (11/11/16)

2014-15 (Tallahassee CC)

- Averaged 6.4 ppg, Made 80 pct. of free throws
- Second on team with 35 steals

2016-17 GAME-BY-GAME STATISTICS

Opponent	Date	GS	Min	FG	FGA	Pct	3FG	FGA	Pct	FT	FTA	Pct	O	D	Tot	Avg	PF	FO	A	TO	Blk	Stl	Pts	Avg
BREWTON-PARKER	11/11/16		15	1	2	.500	0	1	.000	1	2	.500	0	1	1	1.0	0	0	2	0	0	1	3	3.0
Totals		0	15	1	2	.500	0	1	.000	1	2	.500	0	1	1	1.0	0	0	2	0	0	1	3	3.0

CAREER STATISTICS

Season	gp-gs	min/avg	Total		3-Point		F-Throws		Rebounds				Scoring							
			fg-fga	pct	fg-fga	pct	ft-fta	pct	off	def	tot	avg	pf	fo	ast	to	blk	stl	pts	avg
2016-17	1-0	15/15.0	1-2	.500	0-1	.000	1-2	.500	0	1	1	1.0	0	0	2	0	0	1	3	3.0
TOTAL	1-0	15/15.0	1-2	.500	0-1	.000	1-2	.500	0	1	1	1.0	0	0	2	0	0	1	3	3.0



Mac
BRYDON

C • 6-10 • 280 • Fr. • HS
Charlotte, N.C. / Carmel Christian HS

BIO

- HIGH SCHOOL
- Led team to undefeated conference slate and tournament championship his senior year, named all-conference
 - Led team in rebounds and blocks for 3 straight seasons
 - Graduated with 4.0 GPA, received AASCI Award for highest cumulative math grade in 2015 and 2016

33

TOP PERFORMANCES

2016-17 GAME-BY-GAME STATISTICS

Opponent	Date	GS	Min	FG	FGA	Pct	3FG	FGA	Pct	FT	FTA	Pct	O	D	Tot	Avg	PF	FO	A	TO	Blk	Stl	Pts	Avg
Totals																								

CAREER STATISTICS



JJ

N'GANGA

C • 6-10 • 250 • R-Sr. • TR
Aubervilliers, France / New Mexico

BIO

2015-16 (New Mexico)

- Did not play due to injury, awarded medical redshirt

2014-15 (New Mexico)

- Averaged 6.4 ppg, Made 80 pct. of free throws
- Second on team with 35 steals

HIGH SCHOOL

- Attended Sunrise Christian Academy in Wichita, Kan.
- Led team to 25-4 record his senior year

PERSONAL

- Full name is Jean-Jacques Francis N'Ganga
- The oldest of four children

44

TOP PERFORMANCES

Points: 9, vs. Boston College (11/20/14)[^]
 FG Made:.....4, vs. Utah State (02/07/15)[^]
 FG Att:6, 2x, vs. Utah State (02/07/15)[^]
 3-Point FGs: N/A
 3-Point FGA: N/A
 FT Made: 4, 2x, at UNLV (01/21/15)
 FT Att: 5, 2x, vs. Fresno State (12/31/14)[^]
 Rebounds: 7, at Utah State (01/10/15)[^]
 Assists: 2, at Colorado State (02/10/15)[^]
 Blocks: 2, vs. Boston College (11/20/14)[^]
 Steals: 1, at Grand Canyon (12/23/14)[^]
 Minutes: 25, vs. Boston College (11/20/14)[^]

[^] - denotes from New Mexico

JuCo (Northern Oklahoma College-Tonkawa)

- Played two seasons (2012-13, 2013-14) at NOC-Tonkawa
- Averaged 6.0 points and 5.4 rebounds per game
- Shot .468 from the field as a sophomore
- Awarded Hays Scholarship - given to player w/best GPA

2016-17 GAME-BY-GAME STATISTICS

Opponent	Date	GS	Min	FG	FGA	Pct	3FG	FGA	Pct	FT	FTA	Pct	O	D	Tot	Avg	PF	FO	A	TO	Blk	Stl	Pts	Avg
BREWTON-PARKER	11/11/16		6	1	2	.500	0	0	.000	1	2	.500	0	0	0	0.0	0	0	0	1	1	0	3	3.0
Totals		0	6	1	2	.500	0	0	.000	1	2	.500	0	0	0	0.0	0	0	0	1	1	0	3	3.0

CAREER STATISTICS

			Total		3-Point		F-Throws		Rebounds											Scoring	
Season	gp-gs	min/avg	fg-fga	pct	fg-fga	pct	ft-fta	pct	off	def	tot	avg	pf	fo	ast	to	blk	stl	pts	avg	
2016-17	1-0	6/6.0	1-2	.500	0-0	.000	1-2	.500	0	0	0	0.0	0	0	0	1	1	0	3	3.0	
TOTAL	1-0	6/6.0	1-2	.500	0-0	.000	1-2	.500	0	0	0	0.0	0	0	0	1	1	0	3	3.0	



Andrew FISHLER

C • 7-1 • 218 • R-Sr. • 1L
Cumming, Ga. / Gulf Coast State

BIO

2015-16

- Career-high 20 points & 10 rebounds vs. Citadel (2/6)
- Career-best 8 blocks vs. Chattanooga (2/8)
- Scored 9 points in Mercer debut vs. Allen (11/13)

2014-15

- Redshirted season

2012-14 (Gulf Coast CC)

- Averaged 5.3 points, 4.8 boards and 2.6 blocks as a sophomore
- Holds program block records for single-game (6), season (76) and career (146)

HIGH SCHOOL

- Holds Georgia block records for single-game (18), season (212) and career (308)
- Averaged 13.6 points and 8.1 rebounds per game as a senior

PERSONAL

- Son of Todd and Nancy Fishler
- Has two brothers and one sister
- Born on August 24, 1993

55

TOP PERFORMANCES

Points:20, vs. The Citadel (2/6/16)
 FG Made:.....7, vs. The Citadel (2/6/16)
 FG Att:9, vs. The Citadel (2/6/16)
 3-Point FGs: N/A
 3-Point FGA: N/A
 FT Made:6, vs. The Citadel (2/6/16)
 FT Att:9, vs. The Citadel (2/6/16)
 Rebounds:10, vs. The Citadel (2/6/16)
 Assists:1, vs. Alcorn State (12/5/15)
 Blocks:8, vs. Chattanooga (2/8/16)
 Steals:1, 2x, vs. Alcorn State (12/2/15)
 Minutes:20, vs. Chattanooga (2/8/16)

2016-17 GAME-BY-GAME STATISTICS

Opponent	Date	GS	Min	FG	FGA	Pct	3FG	FGA	Pct	FT	FTA	Pct	O	D	Tot	Avg	PF	FO	A	TO	Blk	Stl	Pts	Avg
BREWTON-PARKER	11/11/16		10	0	2	.000	0	0	.000	1	2	.500	1	2	3	3.0	1	0	0	0	0	0	1	1.0
Totals		0	10	0	2	.000	0	0	.000	1	2	.500	1	2	3	3.0	1	0	0	0	0	0	1	1.0

CAREER STATISTICS

Season	gp-gs	min/avg	Total		3-Point		F-Throws		Rebounds											Scoring	
			fg-fga	pct	fg-fga	pct	ft-fta	pct	off	def	tot	avg	pf	fo	ast	to	blk	stl		pts	avg
2015-16	31-6	239/7.7	33-69	.478	0-0	.000	21-35	.600	18	40	58	1.9	33	0	2	16	23	2		87	2.8
2016-17	1-0	10/10.0	0-2	.000	0-0	.000	1-2	.500	1	2	3	3.0	1	0	0	0	0	0		1	1.0
TOTAL	32-6	249/7.8	33-71	.465	0-0	.000	22-37	.595	19	42	61	1.9	34	0	2	16	23	2		88	2.8