



@MercerMBB
#BearDownMU
#STIR

MEN'S BASKETBALL NOTES

MERCER BEARS

0-0
OVERALL

0-0
SOCON

Bob Hoffman
HEAD COACH

164-113
RECORD AT MERCER
(NINTH SEASON)



VS.



BREWTON-PARKER BARONS

4-1
OVERALL

0-0
SSC

Gavin Chapman
HEAD COACH

28-30
RECORD AT BPC
(THIRD SEASON)

SCHEDULE

OVERALL 0-0 SoCon 0-0
H 0-0 | A 0-0 | N 0-0

NOVEMBER

Fri. 11	Brewton-Parker	ESPN3	8:30 p.m.
Sun. 13	! vs. Florida	ESPNU	8 p.m.
Sun. 20	^ Georgia Southern	ESPN3	2 p.m.
Tue. 22	^ Radford	ASN	7 p.m.
Fri. 25	^% vs. East Carolina	-	5 p.m.
Sat. 26	^% vs. TBD	-	TBD
Tue. 29	Davidson	ESPN3	7 p.m.

DECEMBER

Sat. 3	at George Mason	-	4 p.m.
Wed. 7	Oglethorpe	ESPN3	7 p.m.
Sat. 10	at Clemson	ACC Net Extra	4 p.m.
Sun. 18	at Auburn	SEC Network	1 p.m.
Thur. 22	La Salle	ASN	7 p.m.
Wed. 28	at Kennesaw State	-	7 p.m.
Sat. 31	* at Wofford	-	1 p.m.

JANUARY

Mon. 2	* at Furman	-	7 p.m.
Thur. 5	* VMI	ESPN3	7:30 p.m.
Sat. 7	* ETSU	ESPN3	4:30 p.m.
Wed. 11	* at Samford	-	8 p.m.
Sat. 14	* Chattanooga	ASN	2 p.m.
Thur. 19	* UNCG	ESPN3	7 p.m.
Sat. 21	* at Western Carolina	-	2 p.m.
Sat. 28	* The Citadel	ESPN3	4:30 p.m.
Mon. 30	* Western Carolina	ESPN3	7 p.m.

FEBRUARY

Thur. 2	* Furman	ESPN3	7 p.m.
Sat. 4	* Wofford	ESPN3	4:30 p.m.
Thur. 9	* at VMI	ESPN3	7 p.m.
Sat. 11	* at ETSU	ESPN3	4 p.m.
Sat. 18	* at The Citadel	-	1 p.m.
Wed. 22	* UNCG	ESPN3	7 p.m.
Sat. 25	* at Chattanooga	-	5 p.m.
Mon. 27	* Samford	ESPN3	7 p.m.

MARCH

3-6	& SoCon Tournament	ESPN3	TBA
-----	--------------------	-------	-----

OPENING TIPOFF

Mercer will finally tip off the 2016-17 season on Friday evening when the Bears host Brewton-Parker in the second game of a double-header at Hawkins Arena. Head coach Bob Hoffman will begin his ninth season in Macon with one of his newer teams in his tenure with a squad that features eight newcomers on the roster.

SERIES HISTORY

Friday's contest will mark the third meeting between Mercer and Brewton-Parker and the first since 1996. BPC upset the Bears, 76-60, in the last meeting which came in 1996 at Porter Gymnasium while Mercer claimed the first meeting in 1992. This will mark Brewton-Parker's first visit to Hawkins Arena.

LAST TIME OUT

The Mercer University men's basketball team suffered a 65-57 defeat in the first round of the CollegeInsider.com Tournament (CIT) at Coastal Carolina on March 15 at the HTC Center in Conway, South Carolina. The Bears finish the 2015-16 campaign with a record of 19-15.

TODAY'S MATCHUP IN THE RANKINGS

Ranking	Mercer	Opp.
ESPN BPI <small>(ESPN.com)</small>	-	-
Realtime RPI <small>(realtimepi.com)</small>	-	-
KenPom <small>(kenpom.com)</small>	-	-
NCAA RPI <small>(ncaa.com)</small>	-	-
Warren Nolan <small>(warrennolan.com)</small>	-	-

GAME INFORMATION

Date/Time: Friday, Nov. 11 • 8:30 p.m.
Location: Macon, Ga. • Hawkins Arena (3,500)
Live Stats: MercerBears.com/livestats
Twitter Updates: @MercerMBB
Tickets: tickets.mercer.edu

SERIES INFORMATION

Series Record: Series tied, 1-1
In Macon: Series tied, 1-1
In Mount Vernon: No Meetings
Neutral: No Meetings
Last Meeting: Nov. 23, 1996 (L, 76-60 in Macon)
Streak: Brewton-Parker, 1

TV INFORMATION

Television: ESPN3
Watch: WatchESPN
Talent: Todd Wilson (pxp), Dean Keener (analyst), Kristin Banks (sidelines)

RADIO INFORMATION

Radio: Mercer Sports Network
Flagship: 97.3 FM The Bull Icons (Macon)
Play-by-Play: Rick Cameron

STATISTICAL COMPARISON

	MERCER	Opp.
Scoring Average	71.9	83.4
Opp. Scoring Average	68.8	81.2
Scoring Margin	+3.1	+2.2
FG Percentage	.445	.440
3FG Percentage	.343	.362
FT Percentage	.730	.573
Rebounding Average	40.1	48.4
Assists Per Game	15.0	12.5
Blocks Per Game	2.5	2.6
Steals Per Game	5.1	9.2

! - in Jacksonville, Fla.
^ - Savannah Invitational
% - in Savannah, Ga.
* - Southern Conference game
& - Southern Conference Tournament (Asheville, N.C.)

MEDIA RELATIONS

Patrick T. Walsh

Assistant AD for Media Relations

e: walsh_pt@mercer.edu

o: 478-301-5209

c: 318-514-9203

MERCER STARTING FIVE (Based on Previous Game)

0 RINGER R-Jr. F	5 STRAWBERRY Jr. G	10 HOLLAND R-Jr. G	15 JELKS Jr. F	23 RIVERS Jr. G
MIN 25.0	MIN 25.4	MIN -	MIN 29.0	MIN 24.2
PPG 9.7	PPG 8.1	PPG -	PPG 11.7	PPG 9.7
FG% 61.2%	FG% 37.8%	FG% -%	FG% 43.1%	FG% 43.1%
3FG% N/A	3FG% 35.8%	3FG% -%	3FG% 35.6%	3FG% 37.4%
AST 14	AST 126	AST -	AST 66	AST 29

NUMERICAL ROSTER

No.	Name	Pronunciation	Pos.	Ht.	Wt.	Yr.	Exp.	Hometown / Previous School
0	Desmond Ringer		F	6-9	255	R-Jr.	1L	McDonough, Ga. / South Carolina
1	Cory Kilby		F	6-7	195	So.	1L	Ada, Okla. / Ada HS
2	Jaylen Stowe		G	6-2	205	So.	1L	Harrisburg, N.C. / Hickory Ridge HS
3	Stephen Gavin		G	6-3	190	So.	SQ	Savannah, Ga. / Hilton Head Preparatory School
5	Jordan Strawberry		G	6-1	175	Jr.	2L	Anaheim, Calif. / South Kent School
10	Ria'n Holland	REE-on	G	6-0	152	R-Jr.	JC	Fayetteville, N.C. / Indian Hills CC
13	Ryan Johnson		G	6-5	192	R-So.	JC	Greensboro, N.C. / Tallahassee CC
14	Ethan Stair		G	6-5	205	So.	1L	Hazel Green, Ala. / Hazel Green HS
15	Stephon Jelks	STEF-on	F	6-6	225	Jr.	2L	Marietta, Ga. / North Cobb Christian School
20	Darius Roy		G	6-2	170	Fr.	HS	Lawton, Okla. / Lawton Eisenhower HS
23	Demetre Rivers	de-MEE-TREE	G	6-8	180	Jr.	2L	Ladson, S.C. / Stratford HS
24	Ross Cummings		G	6-3	165	Fr.	HS	Dickson, Tenn. / Creek Wood HS
25	Rashad Lewis		G	5-8	156	Jr.	JC	Valdosta, Ga. / Tallahassee CC
33	Mac Brydon		C	6-10	280	Fr.	HS	Charlotte, N.C. / Carmel Christian
44	JJ N'Ganga	NN-GANG-AH	C	6-10	250	R-Sr.	TR	Aubervilliers, France / New Mexico
55	Andrew Fishler		C	7-1	218	R-Sr.	1L	Cumming, Ga. / Gulf Coast State

RADIO / TV ROSTER




Desmond RINGER
F / 6-9 / 255
R-Jr. / 1L
McDonough, Ga.



Cory KILBY
F / 6-7 / 195
So. / 1L
Ada, Okla.




Jaylen STOWE
G / 6-4 / 200
So. / 1L
Harrisburg, N.C.




Stephen GAVIN
G / 6-3 / 190
So. / SQ
Savannah, Ga.




Jordan STRAWBERRY
G / 6-1 / 175
Jr. / 2L
Anaheim, Calif.



Ria'n HOLLAND
G / 6-0 / 152
R-Jr. / JC
Fayetteville, N.C.



Ryan JOHNSON
G / 6-5 / 192
R-So. / JC
Greensboro, N.C.



Ethan STAIR
G / 6-5 / 205
So. / 1L
Hazel Green, Ala.



Stephon JELKS
F / 6-6 / 225
Jr. / 2L
Marietta, Ga.




Darius ROY
G / 6-2 / 170
Fr. / HS
Lawton, Okla.




Demetre RIVERS
G / 6-8 / 180
Jr. / 2L
Ladson, S.C.



Ross CUMMINGS
G / 6-3 / 165
Fr. / HS
Dickson, Tenn.




Rashad LEWIS
G / 5-8 / 156
Jr. / JC
Valdosta, Ga.



Mac BRYDON
C / 6-10 / 280
Fr. / HS
Charlotte, N.C.



JJ N'GANGA
C / 6-10 / 250
R-Sr. / TR
Aubervilliers, France



Andrew FISHLER
C / 7-1 / 218
R-Sr. / 1L
Cumming, Ga.



Bob HOFFMAN
Head Coach
Ninth Season
Oklahoma Baptist, 1979



Doug ESLEECK
Associate Head Coach
Seventh Season
North Carolina, 2005



Jason EAKER
Assistant Coach
Fourth Season
UT Pan American, 2004



Jarred MERRILL
Assistant Coach
Second Season
Oklahoma Christian, 2005



Jonathan HOWARD
Director of Basketball Operations
Fifth Season
Oklahoma, 2006

PRONUNCIATION GUIDE

Ria'n Holland
Stephon Jelks
Demetre Rivers
JJ N'Ganga

REE-on
STEF-on
de-MEE-TREE
NN-GANG-AH

Doug Esleeck
Jason Eaker

ess-lick
A-ker

JELKS RETURNS, WITH HONORS

An offseason after claiming All-Southern Conference honors, forward Stephon Jelks returns to Mercer for his junior season with fanfare. The Marietta, Georgia native was named to the 2016-17 Preseason All-SoCon Team by a vote of the league's coaches.

2016-17 PRESEASON ALL-SOCON TEAM

T.J. Cromer, ETSU	Casey Jones, Chattanooga
Hanner Mosquera-Perea, ETSU	Tre' McLean, Chattanooga
Devin Sibley, Furman	Justin Tuoyo, Chattanooga
Stephon Jelks, Mercer	QJ Peterson, VMI
R.J. White, UNCG	Fletcher Magee, Wofford

BOUNCING BACK

Mercer is 44-15 after a loss over the last five (entering six) seasons. That mark will be edited with the 2016-17 season opener as the Bears will technically be coming off a loss after falling to Coastal Carolina in the final game of last season.

HOME, SWEET, HOME

Mercer is 70-12 at Hawkins Arena since the start of the 2011-12 season. The Bears have lost just once against a non-conference opponent in the regular season at Hawkins Arena since the beginning of the 2012 season, falling to Dartmouth, 67-51 on December 16, 2014.

NOT IN OUR HOUSE

Mercer excelled when playing in Hawkins Arena during the 2015-16 season. The Bears finished the regular season 11-3 at home with a scoring margin of +12.1 points in those games. The Orange and Black allowed opponents just 62.2 points per game and a field goal percentage of .376. That kind of success will look to be emulated as the 2016-17 season begins to get underway.

BEST FANS IN THE LAND

The Bears set the Hawkins Arena single game attendance record on Jan. 16, 2016 against Wofford as 4,502 fans packed the house and then reset the record three weeks later with 4,772 spectators on hand. Mercer was third the SoCon in attendance last season, averaging 3,070 fans per game. The Bears recorded sellouts in 10-of-14 games last year, including eight of nine Southern Conference contests.

NON-CON EXCELLENCE

Last season Mercer finished with a non-conference record of 10-3, the best during head coach Bob Hoffman's eight-year tenure. The Bears previous best mark of nine wins came during the 2013-14 season that resulted in a trip to the NCAA Tournament. Mercer looks to match or best that this season.

GIANT SLAYERS

Mercer's win over Arkansas on Dec. 22, 2015 was head coach Bob Hoffman's 10th win against high-major competition in eight seasons with the Bears. Six of the victories have come against teams from the SEC. He's also led the team to wins over Alabama (twice), Auburn, Duke (2014 NCAA Tournament) Florida State, Georgia Tech, Tennessee and Seton Hall and Ole Miss.

Hoffman and the Bears will have multiple chances to slay more giants this year with games against Florida (Nov. 13), Clemson (Dec. 10) and Auburn (Dec. 18).



vs.



ALL-TIME SERIES

Overall	Series tied, 1-1
Home	Series tied, 1-1
Away	No Meetings
Neutral Sites	No Meetings
Streak	Brewton-Parker, 1
Bob Hoffman vs. BPC	First Meeting

All-Time Series Meetings

12/1/1992	Macon	W	82-60
11/23/1996	Macon	L	60-76

QUICK FACTS

MERCER UNIVERSITY

Location	Macon, Ga.
Enrollment	8,557
Founded	1833
Nickname	Bears
Colors	Orange and Black
Affiliation	NCAA Division I
Conference	Southern
Arena (Capacity)	Hawkins Arena (3,500)
President	Dr. William D. Underwood
Athletics Director	Jim Cole
Athletics Phone	(478) 301-4130

COACHING STAFF

Head Coach	Bob Hoffman
Record at Mercer/Years	164-113/8
MBB Career Record/Years	476-267/22
Career Record/Seasons	564-282/25
Associate Head Coach	Doug Esleeck
Assistant Coach	Jason Eaker
Assistant Coach	Jarred Merrill
Basketball Phone	(478) 301-5211

BASKETBALL HISTORY

First year of basketball	1906-07
Number of seasons	105
All-Time Record	1,212-1,145
Conference Regular Season Titles (Last)	7 (2014)
Conference Tournament Titles (Last)	3 (2014)
NCAA Tournament Appearances (Last)	3 (2014)
NCAA Record	1-3
NIT Appearances (Last)	1 (2013)
NIT Record	1-1
CollegeInsider.com Tournament Appearances	2 (2016)
CIT Record	5-1
College Basketball Invitational Appearances	1 (2015)
CBI Record	1-1

MEDIA RELATIONS

Assistant AD/Media Relations (MBB Contact)	Patrick Walsh
Office Phone	(478) 301-5209
Cell	(318) 514-9203
E-mail	walsh_pt@mercer.edu
Assistant Director of Media Relations	Jenny Moss
Graduate Assistant	Gerrit Vangenderen

SOUTHERN CONFERENCE				
2016-17 STANDINGS				
Team	SoCon	Pct.	Overall	Pct.
Mercer	0-0	-	0-0	-
Chattanooga	0-0	-	0-0	-
East Tennessee St.	0-0	-	0-0	-
Furman	0-0	-	0-0	-
Samford	0-0	-	0-0	-
The Citadel	0-0	-	0-0	-
UNCG	0-0	-	0-0	-
VMI	0-0	-	0-0	-
Western Carolina	0-0	-	0-0	-
Wofford	0-0	-	0-0	-
UPCOMING SCHEDULE				
Friday, Nov. 11				
Chattanooga at Tennessee				7 p.m.
Fordham at ETSU				7 p.m.
Virginia at UNCG				7 p.m.
VMI at Richmond				7 p.m.
Western Carolina at Miami (Fla.)				7 p.m.
Furman at Presbyterian				7 p.m.
The Citadel at College of Charleston				7 p.m.
Brewton Parker at Mercer				8:30 p.m.
Saturday, Nov. 12				
Wofford at LSU				2 p.m.
Sunday, Nov. 13				
Johnson University at The Citadel				2 p.m.
Hiwassee College at Western Carolina				2 p.m.
Chattanooga at North Carolina				6 p.m.
Mercer at Florida				8 p.m.
PRESEASON POLL (COACHES)				
Rank	Team (1st-Place Votes)	Total		
1.	Chattanooga (8)	80		
2.	ETSU (2)	74		
3.	Wofford	57		
4.	Mercer	55		
5.	Furman	50		
	UNCG	50		
7.	Samford	32		
8.	Western Carolina	20		
9.	VMI	19		
10.	The Citadel	13		
PRESEASON POLL (MEDIA)				
Rank	Team (1st-Place Votes)	Total		
1.	Chattanooga (26)	296		
2.	ETSU (4)	268		
3.	Furman	213		
	Wofford	213		
5.	Mercer	194		
6.	UNCG	142		
7.	Samford	113		
8.	Western Carolina	112		
9.	The Citadel	53		
10.	VMI	48		

MOVING ON UP

With the win over Alabama State last season, Mercer head coach Bob Hoffman passed Robert Wilder (147) for second place on the Mercer all-time wins list with 148. Hoffman currently has 164 wins at Mercer while Bill Bibb currently ranks first in Mercer all-time coaching victories with 222.

REMEMBER, REMEMBER THE MONTH OF NOVEMBER

Last season Mercer finished it’s best opening month in history, setting a program record for wins in November with six. Mercer was 6-1 and recorded wins over Allen, George Mason, Alabama State, Tulane, Appalachian State and Western Michigan.

STAIR CLIMBING

Last year then-freshman guard Ethan Stair has made an impressive debut in his first season at Mercer. Stair scored a career-high 15 points at Wofford (2/11), finishing 6-of-10 from the field, and is averaging 6.6 points per game. The freshman also excels in crashing the glass, posting a career-high nine rebounds against Western Michigan while averaging 4.1 rebounds per game.

LOCK DOWN D

The Bears held opponents to a combined shooting percentage of .402 from the field last season, the best mark in the SoCon. The Bears held 14 opponents to shooting under .400 percent from the floor. Mercer’s defense has held four teams to 50 points or less last season (Alabama State, Alcorn State, Hiwassee and Samford).

WHAT’S IN A NAME?

Jordan Strawberry may have a famous name but he is using a different sport to prove he is his own man. The son of former New York Met Darryl Strawberry, Jordan is playing a different sport than his father but still finding a similar level of success. The 6-1 guard is in his junior season at Mercer and has the ability to be a game-changer on the court, just as his father was a game-changer on the diamond.

MID-MAJOR RANKINGS

COLLEGE INSIDER

RK	TEAM	REC	PTS	PRV	CONFERENCE
1.	Gonzaga (22)	0-0	754	-	West Coast
2.	Saint Mary's (8)	0-0	745	-	West Coast
3.	Wichita State	0-0	655	-	Missouri Valley
4.	Illinois State	0-0	596	-	Missouri Valley
5.	Monmouth	0-0	571	-	Metro Atlantic
6.	UT Arlington	0-0	478	-	Sun Belt
7.	UNCW	0-0	461	-	Colonial
8.	Valparaiso (1)	0-0	444	-	Horizon
9.	Chattanooga	0-0	441	-	Southern
10.	Long Beach State	0-0	432	-	Big West
11.	Princeton	0-0	403	-	Ivy League
12.	Akron	0-0	387	-	Mid-American
13.	Belmont	0-0	363	-	Ohio Valley
14.	BYU	0-0	350	-	West Coast
15.	Fort Wayne	0-0	334	-	Summit
16.	Ohio	0-0	217	-	Mid-American
17.	Northern Iowa	0-0	212	-	Missouri Valley
18.	Stephen F. Austin	0-0	202	-	Southland
19.	North Dakota State	0-0	194	-	Summit
20.	Florida Gulf Coast	0-0	178	-	Atlantic Sun

21.	ETSU	0-0	135	-	Southern
22.	Siena	0-0	122	-	Metro Atlantic
23.	Grand Canyon	0-0	107	-	Western Athletic
24.	New Mexico State	0-0	102	-	Western Athletic
25.	Yale	0-0	83	-	Ivy League

Others receiving votes: Little Rock 75, Harvard 71, Oakland 66, Vermont 63, Winthrop 60, Iona 65, UC Irvine 57, Green Bay 54, Weber State 48, South Dakota State 45, **MERCER 40**, Sam Houston State 40, Hofstra 38, Hawaii 33, Buffalo 31, Montana 30, Pepperdine 27, North Florida 23, Ball State 21, Bucknell 21, Albany 19, James Madison 19, Towson 17, Murray State 15, **Georgia Southern 13**, Georgia State 13, Lehigh 13, Stony Brook 13, UNC Asheville 13, William & Mary 12, Northwestern State 9, Missouri State 8, Texas Southern 7, Evansville 6, Eastern Michigan 5, Southern Illinois 5, Southern 4, Texas A&M Corpus Christi 4, Coastal Carolina 2, CSU Bakersfield 2, North Dakota 1, **Wofford 1**.

NATIONAL POLLS

ASSOCIATED PRESS

RK	TEAM	RECORD	PTS
1	Duke (58)	0-0	1,612
2	Kentucky (2)	0-0	1,479
3	Kansas	0-0	1,476
4	Villanova (4)	0-0	1,465
5	Oregon (1)	0-0	1,343
6	North Carolina	0-0	1,314
7	Xavier	0-0	1,167
8	Virginia	0-0	1,149
9	Wisconsin	0-0	1,135
10	Arizona	0-0	1,004
11	Indiana	0-0	917
12	Michigan State	0-0	903
13	Louisville	0-0	755
14	Gonzaga	0-0	699
15	Purdue	0-0	672
16	UCLA	0-0	540
17	Saint Mary's	0-0	512
18	Connecticut	0-0	504
19	Syracuse	0-0	464
20	West Virginia	0-0	360
21	Texas	0-0	250
22	Creighton	0-0	231
23	Rhode Island	0-0	199
24	Iowa State	0-0	168
25	Maryland	0-0	144

Others receiving votes: Cincinnati 110, Dayton 98, Florida State 88, California 74, San Diego State 48, Miami 35, NC State 29, Butler 21, Wichita St 21, Ohio State 18, Virginia Tech 18, **Florida 18**, Texas A&M 14, Mississippi State 14, Oklahoma 11, Colorado 10, Michigan 8, Monmouth 7, Notre Dame 6, Washington 5, Seton Hall 5, Princeton 2, Ohio 1, Vanderbilt 1, Harvard 1

USA TODAY COACHES

RK	TEAM	RECORD	PTS
1	Duke (27)	0-0	792
2	Kansas (1)	0-0	721
3	Villanova (1)	0-0	700
4	Kentucky (2)	0-0	695
5	Oregon (1)	0-0	620
6	North Carolina	0-0	614
7	Virginia	0-0	596
8	Xavier	0-0	552
9	Michigan State	0-0	544
10	Wisconsin	0-0	487
11	Arizona	0-0	468
12	Indiana	0-0	435
13	Gonzaga	0-0	371
14	Louisville	0-0	367
15	Purdue	0-0	324
16	Connecticut	0-0	239
17	Syracuse	0-0	224
18	West Virginia	0-0	204
19	Saint Mary's	0-0	203
20	UCLA	0-0	185
21	Maryland	0-0	153
22	Texas	0-0	124
23	Creighton	0-0	113
24	Rhode Island	0-0	85
25	Cincinnati	0-0	75

Others receiving votes: Florida State 65, Iowa State 56, California 43, Miami 35, Dayton 34, Oklahoma 33, Seton Hall 24, Texas A&M 22, Notre Dame 18, San Diego State 17, Virginia Tech 16, Wichita St 15, Butler 14, USC 14, Ohio State 12, Colorado 11, **Florida 11**, **Clemson 11**, Michigan 10, Pittsburgh 7, Georgia 6, Yale 6, VCU 6, **Chattanooga 5**, Washington 4, Kansas State 3, Nevada 3, **Davidson 2**, Valparaiso 2, Arkansas 2, Utah 1, SMU 1

SEASON/CAREER TOTALS

Double-Digit Scoring	15-16	Career
Stephon Jelks	22	28
Demetre Rivers	18	18
Jordan Strawberry	10	14
Ethan Stair	9	9
Desmond Ringer	4	4
Andrew Fishler	1	1
Cory Kilby	1	1

20+ Point Games	15-16	Career
Stephon Jelks	4	4
Jordan Strawberry	2	3
Demetre Rivers	2	2
Andrew Fishler	1	1
Desmond Ringer	1	1

Games Led in Scoring	15-16	Career
Stephon Jelks	7	7
Demetre Rivers	7	7
Jordan Strawberry	2	3
Desmond Ringer	2	2
Andrew Fishler	1	1

Double-Doubles	15-16	Career
Stephon Jelks	10	10
Andrew Fishler	1	1

10+ Assist Games	15-16	Career
-	-	-

5+ 3-Point FG Games	15-16	Career
-	-	-

2015-16 TEAM ALMANAC

Longest Winning Streak	5
Longest Losing Streak	7
Most Points Scored	96
Fewest Points Scored	44
Most Points Allowed	91
Fewest Points Allowed	43
Average Points Scored	71.9
Average Points Allowed	68.8

2015-16 INDIVIDUAL HIGHS

Most Points	28, J. Lewis at Auburn (12/15/15)
Most Rebounds	17, S. Jelks, at The Citadel (1/9/16)
Most Blocks	8, A. Fishler, vs. Chattanooga (2/8/16)
Most Assists	10, P. Leonard, at Samford (2/1/16)
Most Steals	4, J. Lewis at Ohio State (12/22/15)
	4, J. Lewis at Chattanooga (1/5/16)

NATIONAL RANKINGS

THROUGH 2015-16

TEAM

	NCAA	SoCon	Value
3-pt Field Goal Attempts	232	9	612
Assist Turnover Ratio	103	2	1.18
Assists Per Game	71	2	15.0
Blocked Shots Per Game	287	9	2.5
Defensive Rebounds per Game	44	1	27.26
Fewest Fouls	98	2	590
Fewest Turnovers	228	4	431
Field-Goal Percentage	153	7	44.5
Field-Goal Percentage Defense	34	1	40.2
Free Throw Attempts	192	7	677
Free Throws Made	154	7	494
Free-Throw Percentage	58	3	73.0
Offensive Rebounds Per Game	41	1	12.82
Personal Fouls Per Game	50	2	17.4
Rebound Margin	11	1	8.4
Scoring Defense	95	3	68.8
Scoring Margin	132	4	3.1
Scoring Offense	203	7	71.9
Steals Per Game	287	9	5.1
3-Pt FG Defense	222	6	35.2
3-Point Field Goals Per Game	257	9	6.2
3-Point Field-Goal Percentage	181	5	34.3
Total 3-point FGM	226	9	210
Total Assists	62	1	509
Total Blocks	269	9	85
Total Rebounds	36	1	1,363
Total Rebounds Per Game	23	1	40.09
Total Steals	252	9	174
Turnover Margin	298	10	-1.7
Turnovers Forced	311	10	10.94
Turnovers Per Game	176	4	12.7
Won-Lost Percentage	144	3	55.9

INDIVIDUAL / Returners only

Assist to Turnover Ratio			
Jordan Strawberry	128	5	2.07

Assists per Game			
Jordan Strawberry	209	6	3.7

Defensive Rebounds per Game			
Stephon Jelks	72	1	5.94

Double-Doubles			
Stephon Jelks	80	1	10

Offensive Rebounds per Game			
Stephon Jelks	166	2	2.41

Rebounds per Game			
Stephon Jokes	86	1	8.4

Total Assists			
Jordan Strawberry	178	6	126

Total Rebounds			
Stephon Jelks	68	1	284

2016-17 MERCER MEN'S BASKETBALL

RECORD BREAKDOWN

Overall	0-0
Home	0-0
Road	0-0
Neutral	0-0
Overtime	0-0
SoCon	0-0
SoCon Home	0-0
SoCon Road	0-0
In afternoon games	0-0
In night games	0-0
When scoring first	0-0
When opponent scores first	0-0
When leading at halftime	0-0
When trailing at halftime	0-0
When tied at halftime	0-0
Leading with 5:00 left	0-0
Trailing with 5:00 left	0-0
Tied with 5:00 left	0-0
In games decided by 3 points or less	0-0
In games decided by 4-10 points	0-0
In games decided by more than 10 points	0-0
When scoring 30-39 points	0-0
When scoring 40-49 points	0-0
When scoring 50-59 points	0-0
When scoring 60-69 points	0-0
When scoring 70-79 points	0-0
When scoring 80-89 points	0-0
When scoring 90+ points	0-0
When scoring 100+ points	0-0
When allowing less than 40 points	0-0
When allowing 40-49 points	0-0
When allowing 50-59 points	0-0
When allowing 60-69 points	0-0
When allowing 70-79 points	0-0
When allowing 80-89 points	0-0
When allowing 90+ points	0-0
When allowing 100+ points	0-0
When shooting less than 30%	0-0
When shooting 30-39%	0-0
When shooting 40-49%	0-0
When shooting 50% or better	0-0
When opponents shoot less than 30%	0-0
When opponents shoot 30-39%	0-0
When opponents shoot 40-49%	0-0
When opponents shoot 50% or better	0-0
When out-shooting opponents	0-0
When out-shot by opponents	0-0
When percentages are even	0-0
When out-rebounding opponents	0-0
When out-rebounded by opponents	0-0
When rebounds are even	0-0
When committing more turnovers	0-0
When committing less turnovers	0-0
When turnovers are even	0-0
Sunday	0-0
Monday	0-0
Tuesday	0-0
Wednesday	0-0
Thursday	0-0
Friday	0-0
Saturday	0-0
White uniforms	0-0
Orange uniforms	0-0
Black uniforms	0-0

THE LAST TIME...

A Mercer Player Had:

20 points or more	22, Phillip Leonard vs. ETSU (3/5/16)
25 points or more	26, Jestin Lewis at Samford (2/1/16)
30 points or more	30, Ike Nwamu at Tennessee (12/22/14)
10 rebounds or more	11, Phillip Leonard vs. The Citadel (3/4/16)
15 rebounds or more	17, Stephon Jelks at The Citadel (1/9/16)
8 assists or more	8, Jordan Strawberry vs. Chattanooga (2/8/16)
5 steals or more	5, Langston Hall at Florida State (12/2/12)
5 blocks or more	8, Andrew Fishler vs. Chattanooga (2/8/16)
a double-double	Phillip Leonard (11 pts, 11 reb) vs. The Citadel (3/4/16)

A Mercer Opponent Had:

20 points or more	20, Julian Eleby, at VMI (2/25/16)
25 points or more	25, Ge'Lawn Guyn, vs. ETSU (3/5/16)
30 points or more	46, QJ Peterson, at VMI (2/25/16)
10 rebounds or more	10, Torrion Brummitt, WCU (2/18/16)
15 rebounds or more	15, Casey Jones, Chattanooga (1/29/15)
8 assists or more	8, Diante Baldwin, UNCG (1/30/16)
5 steals or more	7, Jae'Sean Tate, Ohio State (12/22/15)
5 blocks or more	6, Alan Williams, UCSB (11/28/14)
a double-double	Torrion Brummitt (15 pts, 10 reb), WCU (2/18/16)

Mercer:

Scored 90 points	91, at The Citadel (1/9/16)
Allowed 90 points	91, at VMI (2/25/16)
Scored 100 points	117, at Valparaiso (11/29/13)
Allowed 100 points	108, at Valparaiso (11/29/13)
Scored less than 50 points	44, at Ohio State (3/8/15)
Allowed less than 50 points	43, vs. Alcorn State (12/5/15)
Shot 50 percent or better	57.9% (33-57) at Samford (2/1/16)
Shot 35 percent or below	34.7% (17-49) at Ohio State (12/22/15)
Shot 80+ percent from FT line	100.0% (9-9) at Coastal Carolina (3/15/16)
Shot 90+ percent from FT line	100.0% (9-9) at Coastal Carolina (3/15/16)
Made 20+ free throws	24, at VMI (2/26/16)
Made 10+ 3-point field goals	11, at UNCG (2/28/16)
Grabbed 50 or more rebounds	54, at WCU (1/24/16)
Grabbed 60 or more rebounds	60, vs. The Citadel (2/6/16)
Forced 25 or more turnovers	27, vs. FGCU (1/14/08)
Had four players in double-figures	vs. The Citadel (2/6/16)
Had five players in double-figures	at The Citadel (1/9/16)
Had six players in double-figures	at The VMI (2/25/16)
Won in overtime	70-69 (1OT) vs. Wofford (1/16/16)
Lost in overtime	72-66 (1OT) vs. Chattanooga (2/8/16)



head coach
**BOB
HOFFMAN**

NINTH SEASON
OKLAHOMA BAPTIST, 1979
•2014 A-Sun Coach of the Year
•2013 A-Sun Coach of the Year

- Signed on as Mercer head coach on March 27, 2008
- Named 2013 & 2014 Atlantic Sun Coach of the Year
- 564 wins as a head coach and 164 wins at Mercer
- Guided Mercer to program's first outright Atlantic Sun regular season title in 2012-13 and first NCAA Tournament win in 2014
- Led Mercer to 2012 CollegeInsider.com Tournament Title
- Presided over program best 27-9 season in 2013-14
- 10 high-major wins in 8 seasons at Mercer- wins over Arkansas, Auburn, Alabama (2x), Duke, Georgia Tech, Florida State, Seton Hall & Ole Miss
- First coach to win in all four postseason tournaments (NCAA, NIT, CIT, CBI) in a four-year span
- Achieved three-straight 20-win seasons, a first for Mercer men's basketball
- 73-34 record after the New Year in last five seasons

HOFFMAN YEAR-BY-YEAR

SOUTHERN NAZARENE (WOMEN)

Year	W-L
1987-88	21-11
1988-89	36-2
1989-90	31-3
Three Seasons	88-16 (.846)

OKLAHOMA BAPTIST

Year	W-L
1990-91	15-17
1991-92	16-17
1992-93	34-4
1993-94	30-7
1994-95	28-6
1995-96	29-7
1996-97	36-4
1997-98	24-9
1998-99	31-7
Nine Seasons	243-78 (.757)

TEXAS PAN-AMERICAN

Year	W-L
1999-00	12-16
2000-01	12-17
2001-02	21-9
2002-03	10-20
2003-04	14-14
Five Seasons	69-76 (.542)

MERCER

Year	W-L
2008-09	17-15
2009-10	16-17
2010-11	15-18
2011-12	27-11
2012-13	24-12
2013-14	27-9
2014-15	19-16
2015-16	19-15
Eight Seasons	164-113 (.592)

CAREER HEAD COACHING RECORD

25 Seasons 564-283 (.666)

MERCER POWER CONFERENCE WINS UNDER HOFFMAN

Opponent	Score	Date	Location
Arkansas	69-66 (OT)	Dec. 19, 2015	Little Rock, Ark.
No. 6 Duke	78-71	March 21, 2014	Raleigh, N.C.
Ole Miss	79-76	Dec. 22, 2013	Oxford, Miss.
Seton Hall	77-74	Nov. 16, 2013	Macon, Ga.
Tennessee	75-67	Mar. 20, 2013	Knoxville, Tenn.
Alabama	66-59	Dec. 22, 2012	Tuscaloosa, Ala.
Florida State	61-56	Dec. 2, 2012	Tallahassee, Fla.
Georgia Tech	65-59	Dec. 22, 2010	Atlanta, Ga.
Auburn	78-74	Nov. 19, 2008	Auburn, Ala.
Alabama	72-69	Nov. 16, 2008	Tuscaloosa, Ala.

MERCER POSTSEASON WINS UNDER HOFFMAN

Score	Date	Tournament
Mercer 72, Stony Brook 70	March 18, 2015	CBI First Round
Mercer 78, Duke 71	March 21, 2014	NCAA Second Round
Mercer 68, FGCU 60	March 9, 2014	A-Sun Final
Mercer 78, USC Upstate 75 (2OT)	March 6, 2014	A-Sun Semifinal
Mercer 85, Jacksonville 64	March 4, 2014	A-Sun Quarterfinal
Mercer 75, Tennessee 67	March 20, 2013	NIT First Round
Mercer 72, USC Upstate 64	March 8, 2013	A-Sun Semifinal
Mercer 82, Lipscomb 48	March 6, 2013	A-Sun Quarterfinal
Mercer 70, Utah State 67	March 28, 2012	CIT Championship
Mercer 64, Fairfield 59	March 24, 2012	CIT Semifinal
Mercer 79, Old Dominion 73	March 21, 2012	CIT Quarterfinal
Mercer 64, Georgia State 59	March 17, 2012	CIT Second Round
Mercer 68, Tennessee State 60	March 13, 2012	CIT First Round
Mercer 61, Lipscomb 53	February 29, 2012	A-Sun Quarterfinal
Mercer 73, Lipscomb 63	March 3, 2011	A-Sun Quarterfinal
Mercer 66, Jacksonville 63	March 5, 2010	A-Sun Semifinal
Mercer 87, Belmont 81	March 4, 2010	A-Sun Quarterfinal

2016-17 MERCER MEN'S BASKETBALL



Mercer Men's Basketball Mercer Combined Team Statistics (as of Nov 09, 2016) All games



Overall record: 19-15 Conf: 8-10 Home: 11-3 Away: 4-11 Neutral: 4-1

##	Player	gp-gs	min	avg	Total		3-Point		F-Throw		Rebounds				pf	dq	a	to	blk	stl	pts	avg
					fg-fga	fg%	3fg-fga	3fg%	ft-fa	ft%	off	def	tot	avg								
05	Jestin Lewis	23-23	624	27.1	116-258	.450	47-130	.362	43-56	.768	9	73	82	3.6	35	0	42	36	1	35	322	14.0
15	Stephon Jelks	34-34	987	29.0	138-320	.431	48-135	.356	73-93	.785	82	202	284	8.4	81	2	66	50	11	29	397	11.7
01	Phillip Leonard	34-34	933	27.4	119-255	.467	3-19	.158	119-180	.661	35	119	154	4.5	79	2	162	64	1	15	360	10.6
23	Demetre Rivers	34-33	823	24.2	112-260	.431	43-115	.374	64-74	.865	52	57	109	3.2	52	0	29	55	9	12	331	9.7
11	Jordan Strawberry	34-5	863	25.4	96-254	.378	34-95	.358	50-60	.833	21	61	82	2.4	47	1	126	61	1	33	276	8.1
00	Desmond Ringer	23-23	574	25.0	71-116	.612	0-0	.000	37-46	.804	36	69	105	4.6	54	1	14	41	18	5	179	7.8
22	Ethan Stair	34-11	822	24.2	86-201	.428	18-64	.281	33-53	.623	44	98	142	4.2	76	3	37	44	6	22	223	6.6
25	Lawrence Brown	33-0	416	12.6	46-83	.554	0-0	.000	22-31	.710	35	46	81	2.5	59	0	5	18	7	10	114	3.5
34	Jibri Bryan	6-1	65	10.8	6-13	.462	1-6	.167	6-9	.667	4	12	16	2.7	4	0	4	4	0	2	19	3.2
55	Andrew Fishler	31-6	239	7.7	33-69	.478	0-0	.000	21-35	.600	18	40	58	1.9	33	0	2	16	23	2	87	2.8
20	Cory Kilby	34-0	277	8.1	28-68	.412	8-27	.296	9-13	.692	17	37	54	1.6	29	0	11	14	5	2	73	2.1
02	Jaylen Stowe	23-0	97	4.2	9-28	.321	7-15	.467	5-10	.500	3	14	17	0.7	14	0	5	7	0	3	30	1.3
32	James Bento	28-0	164	5.9	9-24	.375	0-0	.000	2-7	.286	18	25	43	1.5	12	0	6	6	3	4	20	0.7
52	Niklas Ney	13-0	38	2.9	0-2	.000	0-0	.000	8-8	1.000	3	3	6	0.5	9	0	0	5	0	0	8	0.6
03	Tyre Moore	17-0	29	1.7	2-7	.286	1-6	.167	2-2	1.000	0	5	5	0.3	4	0	0	1	0	0	7	0.4
Team											59	66	125		2			9				
Total.....		34	6951		871-1958	.445	210-612	.343	494-677	.730	436	927	1363	40.1	590	9	509	431	85	174	2446	71.9
Opponents.....		34	6951		786-1954	.402	307-872	.352	460-640	.719	339	738	1077	31.7	630	-	455	372	140	224	2339	68.8

TEAM STATISTICS	MER	OPP
SCORING	2446	2339
Points per game	71.9	68.8
Scoring margin	+3.1	-
FIELD GOALS-ATT	871-1958	786-1954
Field goal pct	.445	.402
3 POINT FG-ATT	210-612	307-872
3-point FG pct	.343	.352
3-pt FG made per game	6.2	9.0
FREE THROWS-ATT	494-677	460-640
Free throw pct	.730	.719
F-Throws made per game	14.5	13.5
REBOUNDS	1363	1077
Rebounds per game	40.1	31.7
Rebounding margin	+8.4	-
ASSISTS	509	455
Assists per game	15.0	13.4
TURNOVERS	431	372
Turnovers per game	12.7	10.9
Turnover margin	-1.7	-
Assist/turnover ratio	1.2	1.2
STEALS	174	224
Steals per game	5.1	6.6
BLOCKS	85	140
Blocks per game	2.5	4.1
ATTENDANCE	48808	62089
Home games-Avg/Game	14-3486	15-3611
Neutral site-Avg/Game	-	5-1585

Score by Periods	1st	2nd	OT	OT2	Totals
Mercer	1134	1264	41	7	2446
Opponents	997	1284	45	13	2339

Date	Opponent		Score	Att.
11/13/15	ALLEN	W	96-70	3201
11/16/15	GEORGE MASON	W	69-60	2427
11/19/15	ALABAMA STATE	W	70-49	3437
11/23/15	at Davidson	L	71-77	3861
11/26/15	vs Tulane	W	71-61	350
11/27/15	vs Appalachian State	W	71-70	0
11/29/15	vs Western Michigan	W	68-65	0
12/02/15	HIWASSEE	W	82-47	2172
12/05/15	ALCORN	W	68-43	2963
12/15/15	at Auburn	L	71-78	8033
% 12/19/15	at Arkansas	Wot	69-66	9120
12/22/15	at Ohio State	L	44-64	11460
12/30/15	at Kennesaw State	W	76-73	1903
* 01/02/16	SAMFORD	W	69-50	3715
* 1/05/16	at Chattanooga	L	62-74	3361
* 01/09/16	at The Citadel	W	91-80	1367
* 01/14/16	FURMAN	W	69-65	3672
* 01/16/16	WOFFORD	Wot	70-69	4502
* 1/21/16	at ETSU	Lot	63-65	3003
* 1/24/16	at Western Carolina	Lo2	80-86	1112
* 01/28/16	VMI	W	73-58	2693
* 01/30/16	UNCG	W	81-67	4032
* 02/01/16	at Samford	W	85-70	1263
* 02/06/16	THE CITADEL	W	88-72	4772
* 02/08/16	CHATTANOOGA	Lot	66-72	3721
* 02/11/16	at Wofford	L	70-79	2023
* 02/13/16	at Furman	L	74-85	2368
* 02/18/16	WESTERN CAROLINA	L	65-72	3627
* 02/20/16	ETSU	L	74-77	3874
* 02/25/16	at VMI	L	82-91	1194
* 02/28/16	at UNCG	L	65-69	3156
03/04/16	vs The Citadel	W	71-69	2411
03/05/16	vs ETSU	L	65-81	5164
\$ 03/15/16	at Coastal Carolina	L	57-65	940

* - Conference game



Mercer Men's Basketball
Mercer Season/Career Statistics (as of Nov 09, 2016)
All games




SEASON STATISTICS

CAREER STATISTICS

SUMMARY	gp-gs	min/g	fg%	3fg%	ft%	r/g	a/g	stl	blk	pts/g	gp-gs	min/g	fg%	3fg%	ft%	r/g	a/g	stl	blk	pts/g
Jestin Lewis	23-23	27.1	.450	.362	.768	3.6	1.8	35	1	14.0	29-25	23.3	.446	.356	.776	3.1	1.6	36	1	11.9
Stephon Jelks	34-34	29.0	.431	.356	.785	8.4	1.9	29	11	11.7	39-35	26.8	.443	.362	.777	7.6	1.7	31	12	10.8
Phillip Leonard	34-34	27.4	.467	.158	.661	4.5	4.8	15	1	10.6	101-69	13.0	.462	.175	.646	2.0	2.0	22	2	5.1
Demetre Rivers	34-33	24.2	.431	.374	.865	3.2	0.9	12	9	9.7	37-33	22.4	.429	.374	.865	2.9	0.8	12	9	8.9
Jordan Strawberry	34-5	25.4	.378	.358	.833	2.4	3.7	33	1	8.1	37-5	24.6	.387	.367	.833	2.2	3.6	34	1	7.9
Desmond Ringer	23-23	25.0	.612	.000	.804	4.6	0.6	5	18	7.8	23-23	25.0	.612	.000	.804	4.6	0.6	5	18	7.8
Ethan Stair	34-11	24.2	.428	.281	.623	4.2	1.1	22	6	6.6	34-11	24.2	.428	.281	.623	4.2	1.1	22	6	6.6
Lawrence Brown	33-0	12.6	.554	.000	.710	2.5	0.2	10	7	3.5	44-0	10.4	.549	1.000	.686	2.0	0.1	12	13	2.8
Jibri Bryan	6-1	10.8	.462	.167	.667	2.7	0.7	2	0	3.2	89-36	7.7	.397	.376	.656	1.4	0.3	21	3	2.7
Andrew Fishler	31-6	7.7	.478	.000	.600	1.9	0.1	2	23	2.8	31-6	7.7	.478	.000	.600	1.9	0.1	2	23	2.8
Cory Kilby	34-0	8.1	.412	.296	.692	1.6	0.3	2	5	2.1	34-0	8.1	.412	.296	.692	1.6	0.3	2	5	2.1
Jaylen Stowe	23-0	4.2	.321	.467	.500	0.7	0.2	3	0	1.3	23-0	4.2	.321	.467	.500	0.7	0.2	3	0	1.3
James Bento	28-0	5.9	.375	.000	.286	1.5	0.2	4	3	0.7	41-0	4.7	.375	.000	.444	1.3	0.2	5	3	0.7
Niklas Ney	13-0	2.9	.000	.000	1.000	0.5	0.0	0	0	0.6	16-0	3.3	.000	.000	1.000	0.5	0.0	0	0	0.6
Tyre Moore	17-0	1.7	.286	.167	1.000	0.3	0.0	0	0	0.4	20-0	1.9	.250	.143	.667	0.4	0.0	0	0	0.5

SCORING	fg-fga	fg%	3fg-fga	3fg%	ft-fa	ft%	pts	pts/g	fg-fga	fg%	3fg-fga	3fg%	ft-fa	ft%	pts	pts/g
Jestin Lewis	116-258	.450	47-130	.362	43-56	.768	322	14.0	124-278	.446	52-146	.356	45-58	.776	345	11.9
Stephon Jelks	138-320	.431	48-135	.356	73-93	.785	397	11.7	149-336	.443	50-138	.362	73-94	.777	421	10.8
Phillip Leonard	119-255	.467	3-19	.158	119-180	.661	360	10.6	164-355	.462	7-40	.175	184-285	.646	519	5.1
Demetre Rivers	112-260	.431	43-115	.374	64-74	.865	331	9.7	112-261	.429	43-115	.374	64-74	.865	331	8.9
Jordan Strawberry	96-254	.378	34-95	.358	50-60	.833	276	8.1	103-266	.387	36-98	.367	50-60	.833	292	7.9
Desmond Ringer	71-116	.612	0-0	.000	37-46	.804	179	7.8	71-116	.612	0-0	.000	37-46	.804	179	7.8
Ethan Stair	86-201	.428	18-64	.281	33-53	.623	223	6.6	86-201	.428	18-64	.281	33-53	.623	223	6.6
Lawrence Brown	46-83	.554	0-0	.000	22-31	.710	114	3.5	50-91	.549	1-1	1.000	24-35	.686	125	2.8
Jibri Bryan	6-13	.462	1-6	.167	6-9	.667	19	3.2	77-194	.397	47-125	.376	40-61	.656	241	2.7
Andrew Fishler	33-69	.478	0-0	.000	21-35	.600	87	2.8	33-69	.478	0-0	.000	21-35	.600	87	2.8
Cory Kilby	28-68	.412	8-27	.296	9-13	.692	73	2.1	28-68	.412	8-27	.296	9-13	.692	73	2.1
Jaylen Stowe	9-28	.321	7-15	.467	5-10	.500	30	1.3	9-28	.321	7-15	.467	5-10	.500	30	1.3
James Bento	9-24	.375	0-0	.000	2-7	.286	20	0.7	12-32	.375	0-0	.000	4-9	.444	28	0.7
Niklas Ney	0-2	.000	0-0	.000	8-8	1.000	8	0.6	0-3	.000	0-0	.000	10-10	1.000	10	0.6
Tyre Moore	2-7	.286	1-6	.167	2-2	1.000	7	0.4	2-8	.250	1-7	.143	4-6	.667	9	0.5

TOTALS	o-reb	d-reb	t-reb	pf	fo	ast	to	a/to	o-reb	d-reb	t-reb	pf	fo	ast	to	a/to
Jestin Lewis	9	73	82	35	0	42	36	1.2	10	81	91	36	0	46	41	1.1
Stephon Jelks	82	202	284	81	2	66	50	1.3	88	208	296	87	2	68	53	1.3
Phillip Leonard	35	119	154	79	2	162	64	2.5	52	155	207	118	2	200	83	2.4
Demetre Rivers	52	57	109	52	0	29	55	0.5	52	57	109	53	0	29	55	0.5
Jordan Strawberry	21	61	82	47	1	126	61	2.1	22	61	83	53	1	132	65	2.0
Desmond Ringer	36	69	105	54	1	14	41	0.3	36	69	105	54	1	14	41	0.3
Ethan Stair	44	98	142	76	3	37	44	0.8	44	98	142	76	3	37	44	0.8
Lawrence Brown	35	46	81	59	0	5	18	0.3	39	50	89	64	0	6	18	0.3
Jibri Bryan	4	12	16	4	0	4	4	1.0	27	101	128	75	0	31	45	0.7
Andrew Fishler	18	40	58	33	0	2	16	0.1	18	40	58	33	0	2	16	0.1
Cory Kilby	17	37	54	29	0	11	14	0.8	17	37	54	29	0	11	14	0.8
Jaylen Stowe	3	14	17	14	0	5	7	0.7	3	14	17	14	0	5	7	0.7
James Bento	18	25	43	12	0	6	6	1.0	22	32	54	19	0	7	6	1.2
Niklas Ney	3	3	6	9	0	0	5	0.0	4	4	8	11	0	0	5	0.0
Tyre Moore	0	5	5	4	0	0	1	0.0	2	6	8	4	0	0	1	0.0



Desmond RINGER

F • 6-9 • 255 • R-Jr. • 1L
McDonough, Ga. / South Carolina

BIO

2015-16

- Career-high 21 points (10-11 FG) vs. Wofford (1/16)
- Career-high 10 rebounds and 7 points at Davidson (11/23)
- Leads team in field goal pct. (.612)

2014-15

- Redshirted due to NCAA transfer rules

2013-14 (South Carolina)

- Played in 28 games, averaging 10.4 minutes per game
- Scored 2.1 points per game
- Recorded 2.0 rebounds per contest

HIGH SCHOOL

- Led Eagle’s Landing to 1st State title
- Posted 17 points and 14 boards in title game
- Ranked No. 7 player in Georgia by ESPN.com

PERSONAL

- Son Boris and Nattlie Ringer
- Has one brother



TOP PERFORMANCES

Points: 21, vs. Wofford (1/16/16)
FG Made:..... 10, vs. Wofford (1/16/16)
FG Att: 11, vs. Wofford (1/16/16)
3-Point FGs: N/A
3-Point FGA: N/A
FT Made: 4, 3x, vs. UNCG (1/30/16)
FT Att:6, vs. Saint Mary's (12/22/13)^
Rebounds: 10, at Davidson (11/23/15)
Assists: 2, 4x, vs. UNCG (1/30/16)
Blocks: 3, 4x, at Arkansas (12/19/15)
Steals: 2, vs. UNCG (1/30/16)
Minutes: 33, vs. Wofford (1/16/16)

^ - denotes from South Carolina

2016-17 GAME-BY-GAME STATISTICS

Opponent	Date	GS	Min	FG	FGA	Pct	3FG	FGA	Pct	FT	FTA	Pct	O	D	Tot	Avg	PF	FO	A	TO	Blk	Stl	Pts	Avg
.
Totals

CAREER STATISTICS

Season	gp-gs	min/avg	Total		3-Point		F-Throws		Rebounds											Scoring	
			fg-fga	pct	fg-fga	pct	ft-fta	pct	off	def	tot	avg	pf	fo	ast	to	blk	stl		pts	avg
2013-14*	28-1	291/10.4	18-48	.375	0-0	.000	22-35	.629	24	31	55	2.0	58	0	7	17	6	2		58	2.1
2015-16	23-23	574/25.0	71-116	.612	0-0	.000	37-46	.804	36	69	105	4.6	54	1	14	41	18	5		179	7.8
TOTAL	23-23	574/25.0	71-116	.612	0-0	.000	37-46	.804	36	69	105	4.6	54	1	14	41	18	5		179	7.8
All*	51-24	865/17.0	89-164	.543	0-0	.000	59-81	.728	60	100	160	3.1	112	1	21	58	24	7		237	4.6

* Statistics from prior team/school



Cory KILBY

F • 6-7 • 195 • So. • 1L
Ada, Okla. / Ada HS

BIO

2015-16

- Career-high 13 points and 6 boards at Furman (2/13)
- Recorded 8 points, 4 boards and a block in debut vs. Allen (11/13)

PERSONAL

- Son of Pat and Angela Kilby
- Has two brothers and one sister
- Born on May 14, 1996 in Asheville, N.C.

HIGH SCHOOL

- Averaged 21 points, 11 boards and 4 blocks as a senior
- Ada HS record holder for career points (2,013)
- 2014 All-State quarterback selection

1

TOP PERFORMANCES

Points: 13, at Furman (2/13/16)
 FG Made:.....5, at Furman (2/13/16)
 FG Att: 7, 2x, at Furman (2/13/16)
 3-Point FGs:2, at UNCG (2/28/16)
 3-Point FGA: 5, at UNCG (2/28/16)
 FT Made: 2, 4x, at Furman (2/13/16)
 FT Att:4, at Furman (2/13/16)
 Rebounds:6, 2x, at Furman (2/13/16)
 Assists: 2, 3x, vs. The Citadel (2/6/16)
 Blocks: 1, 3x, at Kennesaw State (12/30/15)
 Steals: 1, at Wofford (2/11/16)
 Minutes:18, 2x, at Furman (2/13/16)

2016-17 GAME-BY-GAME STATISTICS

Opponent	Date	GS	Min	FG	FGA	Pct	3FG	FGA	Pct	FT	FTA	Pct	O	D	Tot	Avg	PF	FO	A	TO	Blk	Stl	Pts	Avg
.																								
Totals																								

CAREER STATISTICS

			Total		3-Point		F-Throws		Rebounds											Scoring	
Season	gp-gs	min/avg	fg-fga	pct	fg-fga	pct	ft-fta	pct	off	def	tot	avg	pf	fo	ast	to	blk	stl	pts	avg	
2015-16	34-0	277/8.1	28-68	.412	8-27	.296	9-13	.692	17	37	54	1.6	29	0	11	14	5	2	73	2.1	
TOTAL	34-0	277/8.1	28-68	.412	8-27	.296	9-13	.692	17	37	54	1.6	29	0	11	14	5	2	73	2.1	



Jaylen STOWE

G • 6-2 • 205 • So. • 1L
Harrisburg, N.C. / Hickory Ridge HS

BIO

2015-16

- Career-high 7 points and 2 rebounds at Furman (2/13) and vs. Citadel (3/4)
- Scored first 3 points of career at Davidson (11/23)

PERSONAL

- Son of Jason and Heather Stowe
- Has two brothers
- Born on Nov. 8, 1996 in Charlotte, N.C.

HIGH SCHOOL

- Averaged 22 points, 6 rebounds and 5 assists as a senior
- Hickory Ridge HS all-time leading scorer and assist leader
- Four-year honor student

2

TOP PERFORMANCES

Points:7, at Furman (2/13/16)
FG Made:.....3, at Furman (2/13/16)
FG Att:4, 2x, at VMI (2/25/16)
3-Point FGs:1, 4x, at VMI (2/25/16)
3-Point FGA:4, at VMI (2/25/16)
FT Made:1, 2x, vs. The Citadel (2/6/16)
FT Att:2, 2x, vs. The Citadel (2/6/16)
Rebounds:4, vs. The Citadel (2/6/16)
Assists:1, 4x, at VMI (2/25/16)
Blocks: N/A
Steals:1, 2x, at VMI (2/25/16)
Minutes:13, at VMI (2/25/16)

2016-17 GAME-BY-GAME STATISTICS

Opponent	Date	GS	Min	FG	FGA	Pct	3FG	FGA	Pct	FT	FTA	Pct	O	D	Tot	Avg	PF	FO	A	TO	Blk	Stl	Pts	Avg
.																								
Totals																								

CAREER STATISTICS

Season	gp-gs	min/avg	Total		3-Point		F-Throws		Rebounds										Scoring	
			fg-fga	pct	fg-fga	pct	ft-fta	pct	off	def	tot	avg	pf	fo	ast	to	blk	stl	pts	avg
2015-16	23-0	97/4.2	9-28	.321	7-15	.467	5-10	.500	3	14	17	0.7	14	0	5	7	0	3	30	1.3
TOTAL	23-0	97/4.2	9-28	.321	7-15	.467	5-10	.500	3	14	17	0.7	14	0	5	7	0	3	30	1.3



Stephen GAVIN

G • 6-3 • 190 • So. • SQ

Savannah, Ga. / Hilton Head Preparatory School

BIO

HIGH SCHOOL

- Averaged 16 points senior year
- Played at Savannah Day Country HS for three years
- Played in SCISA North vs. South Game
- Earned 2A SCISA All-Region, All-State honors

PERSONAL

- Son of Kevin Gavin and Allison Hersh
- Has one sister, Shannon
- Born on Feb. 19, 1997


3

TOP PERFORMANCES

2016-17 GAME-BY-GAME STATISTICS

Opponent	Date	GS	Min	FG	FGA	Pct	3FG	FGA	Pct	FT	FTA	Pct	O	D	Tot	Avg	PF	FO	A	TO	Blk	Stl	Pts	Avg
.																								
Totals																								

CAREER STATISTICS



Jordan STRAWBERRY

G • 6-1 • 175 • Jr. • 2L
Anaheim, Calif. / South Kent School

BIO

2015-16

- Career-high 24 points at Chattanooga (1/5)
- Career-high 8 assists vs. Wofford (1/16), Citadel (2/6) & Chattanooga (2/8)
- 11 games of 5+ assists

HIGH SCHOOL

- Led Monarchs to three State Championships, two CIF Southern Section Championships and four league titles
- All-State, All-CIF and first team All-League as junior and senior

2014-15

- Season-highs in points, FGs made & attempted, 3pt FGs attempted, assists, minutes played at Georgia (12/27)
- 4 games with 10+ points
- Season-high 3 3-pointers, 2 steals vs. Darmouth (12/16)
- Multiple assists in 20 games

PERSONAL

- Born March 17, 1994 in Los Angeles, California
- Son of Darryl Strawberry and Charisse Strawberry-Fuller

5

TOP PERFORMANCES

Points:24, at Chattanooga (1/5/16)
FG Made:9, at Georgia (12/27/14)
FG Att:18, at Georgia (12/27/14)
3-Point FGs:3, 5x, at UNCG (2/28/16)
3-Point FGA:6, 2x, vs. ETSU (2/20/16)
FT Made:6, at Chattanooga (1/5/16)
FT Att:6, 2x, vs. ETSU (2/20/16)
Rebounds:6, vs. Chattanooga (2/8/16)
Assists:8, 3x, vs. Chattanooga (2/8/16)
Blocks:1, vs. ETSU (2/20/16)
Steals:2, 10x, vs. The Citadel (2/6/16)
Minutes:42, vs. Chattanooga (2/8/16)

2016-17 GAME-BY-GAME STATISTICS

Opponent	Date	GS	Min	FG	FGA	Pct	3FG	FGA	Pct	FT	FTA	Pct	O	D	Tot	Avg	PF	FO	A	TO	Blk	Stl	Pts	Avg
Totals

CAREER STATISTICS

Season	gp-gs	min/avg	Total		3-Point		F-Throws		Rebounds											Scoring	
			fg-fga	pct	fg-fga	pct	ft-fta	pct	off	def	tot	avg	pf	fo	ast	to	blk	stl		pts	avg
2014-15	3-0	47/15.7	7-12	.583	2-3	.667	0-0	.000	1	0	1	0.3	6	0	6	4	0	1		16	5.3
2015-16	34-5	863/25.4	96-254	.378	34-95	.358	50-60	.833	21	61	82	2.4	47	1	126	61	1	33		276	8.1
TOTAL	37-5	910/24.6	103-266	.387	36-98	.367	50-60	.833	22	61	83	2.2	53	1	132	65	1	34		292	7.9



Ria'n HOLLAND

G • 6-0 • 152 • R-Jr. • JC

Fayetteville, N.C. / Indian Hills CC / Wichita State

BIO

2015-16 (Indian Hills CC)

- Led team to 29-5 record, trip to NJCAA National Tourney
- First Team Iowa CC Athletic Conference selection
- Averaged 13.3 points per game
- Ranked 8th in NJCAA in 3pt Pct with .504

2014-15 (Wichita State)

- Averaged 1.9 points over 27 games
- Scored season-high nine points vs. George Washington (12/25)
- Season-best three rebounds vs. Memphis (11/18) along with five points scored

2013-14 (Wichita State)

- Redshirted true freshman season

HIGH SCHOOL

- Averaged 16 points senior year
- Played at Savannah Day Country HS for three years
- Played in SCISA North vs. South Game
- Earned 2A SCISA All-Region, All-State honors

PERSONAL

- Son of Robert and Rezina Holland
- Has a brother, Rosario, and a sister, Rezna
- Born on Nov. 12, 1994

10

TOP PERFORMANCES

Points: 9, vs. George Washington (12/25/14)^
 FG Made: 3, vs. George Washington (12/25/14)^
 FG Att: 5, 2x, vs. George Washington (12/25/14)^
 3-Point FGs: 3, vs. George Washington (12/25/14)^
 3-Point FGA: 5, vs. George Washington (12/25/14)^
 FT Made: 2, 2x, vs. Loyola Marymount (12/22/14)^
 FT Att: 2, 2x, vs. Loyola Marymount (12/22/14)^
 Rebounds: 3, vs. Memphis (11/18/14)^
 Assists: 2, 2x, vs. Newman (11/23/14)^
 Blocks: 1, vs. Saint Louis (12/06/14)^
 Steals: 1, 6x, vs. Drake (01/25/15)^
 Minutes: 18, vs. Saint Louis (12/06/14)^

^ - denotes from Wichita State

2016-17 GAME-BY-GAME STATISTICS

Opponent	Date	GS	Min	FG	FGA	Pct	3FG	FGA	Pct	FT	FTA	Pct	O	D	Tot	Avg	PF	FO	A	TO	Blk	Stl	Pts	Avg
Totals

CAREER STATISTICS

Season	gp-gs	min/avg	Total		3-Point		F-Throws		Rebounds				Scoring							
			fg-fga	pct	fg-fga	pct	ft-fta	pct	off	def	tot	avg	pf	fo	ast	to	blk	stl	pts	avg
2014-15*	27-0	229/8.5	17-53	.321	12-35	.343	4-4	1.000	8	12	20	0.7	27	0	10	7	1	6	50	1.9
All*	27-0	229/8.5	17-53	.321	12-35	.343	4-4	1.000	8	12	20	0.7	27	0	10	7	1	6	50	1.9

* Statistics from prior team/school



Ryan
JOHNSON

G • 6-5 • 192 • R-So. • JC
Greensboro, N.C. / Tallahassee CC

BIO

2015-16 (Tallahassee CC)

- Averaged 11.3 points per game, scoring 20+ in five games
- Scored career-high 30 pts vs St. Petersburg College
- Averaged 4.6 reboudns and 1.3 assists

2014-15 (Tallahassee CC)

- Redshirted season

HIGH SCHOOL

- Averaged 27.0 points, 6.0 rebounds, 4.0 assists
 - Scored over 2,000 career points
- Rated as 16th overall prospect, No. 2 wing/guard in North Carolina by Pheom Hoops Report

PERSONAL

- Originally from Greensboro, N.C.

2016-17 GAME-BY-GAME STATISTICS

Opponent	Date	GS	Min	FG	FGA	Pct	3FG	FGA	Pct	FT	FTA	Pct	O	D	Tot	Avg	PF	FO	A	TO	Blk	Stl	Pts	Avg
Totals																								

13

TOP PERFORMANCES

CAREER STATISTICS



Ethan STAIR

G • 6-5 • 205 • So. • 1L

Hazel Green, Ala. / Hazel Green HS

BIO

2015-16

- Career-high 15 points at Wofford (2/11/16)
- Career-high 9 rebounds vs. W. Michigan (11/29)
- 10 games of 10+ points

PERSONAL

- Son of David and Jackie Stair
- Has one brother and one sister
- Born on November 6, 1996

HIGH SCHOOL

- Averaged 22.4 points and 12.3 boards as a senior
- Recorded over 1,500 points and 1,000 rebounds in career
- All-State selection as a senior
- Team won state title in 2012
- Hazel Green HS record holder in 50-meter freestyle in swimming

2016-17 GAME-BY-GAME STATISTICS

Opponent	Date	GS	Min	FG	FGA	Pct	3FG	FGA	Pct	FT	FTA	Pct	O	D	Tot	Avg	PF	FO	A	TO	Blk	Stl	Pts	Avg
Totals																								


14

TOP PERFORMANCES

Points:15, at Wofford (2/11/16)
 FG Made:.....6, at Wofford (2/11/16)
 FG Att:10, 3x, at VMI (2/25/16)
 3-Point FGs:2, 3x, vs. ETSU (2/20/16)
 3-Point FGA:5, vs. The Citadel (2/6/16)
 FT Made:4, at VMI (2/25/16)
 FT Att:4, 6x, at VMI (2/25/16)
 Rebounds:9, vs. Western Michigan (11/29/15)
 Assists:5, vs. The Citadel (2/6/16)
 Blocks:1, 4x, vs. ETSU (2/20/16)
 Steals:3, 3x, at Wofford (2/11/16)
 Minutes:37, at Wofford (2/11/16)

CAREER STATISTICS

Season	gp-gs	min/avg	Total		3-Point		F-Throws		Rebounds										Scoring	
			fg-fga	pct	fg-fga	pct	ft-fta	pct	off	def	tot	avg	pf	fo	ast	to	blk	stl	pts	avg
2015-16	34-11	822/24.2	86-201	.428	18-64	.281	33-53	.623	44	98	142	4.2	76	3	37	44	6	22	223	6.6
TOTAL	34-11	822/24.2	86-201	.428	18-64	.281	33-53	.623	44	98	142	4.2	76	3	37	44	6	22	223	6.6



Stephon JELKS

F • 6-6 • 225 • Jr. • 2L

Marietta, Ga. / North Cobb Christian School

BIO

2015-16

- Career-high 24 points and career-high 17 rebounds at The Citadel (1/9)
- 10 double-doubles on the season
- 4 games of 20+ points
- 4 games of 15+ rebounds, 13 games of 10+ rebounds
- SoCon Player of the Month for December

- Career-high 9 rebounds in SoCon Tournament vs. VMI (3/7)
- Multiple rebounds in 23 games

HIGH SCHOOL

- Averaged 14.1 points, 10.3 rebounds as a senior
- Region Co-MVP as junior
- Also played football

PERSONAL

- Son of Stephanie Hargett
- Born on July 4, 1996 in Valdosta Ga.

15

TOP PERFORMANCES

Points:24, at The Citadel (1/9/16)
 FG Made:.....9, 2x, at Samford (2/1/16)
 FG Att:17, at The Citadel (1/9/16)
 3-Point FGs:4, 2x, vs. WCU (2/18/16)
 3-Point FGA:8, at Davidson (11/23/15)
 FT Made:7, vs. George Mason (11/16/15)
 FT Att:9, at Kennesaw State (12/30/15)
 Rebounds:17, at The Citadel (1/9/16)
 Assists:5, vs. Tulane (11/26/15)
 Blocks:2, 2x, at Arkansas (12/19/15)
 Steals:.....3, 2x, at Arkansas (12/19/15)
 Minutes:41, at Arkansas (12/19/15)

2014-15

- Selected to SoCon All-Freshman Team
- Season-high 14 points twice (vs. Wofford, vs. ETSU)
- 10+ points in six games & four-straight games played

2016-17 GAME-BY-GAME STATISTICS

Opponent	Date	GS	Min	FG	FGA	Pct	3FG	FGA	Pct	FT	FTA	Pct	O	D	Tot	Avg	PF	FO	A	TO	Blk	Stl	Pts	Avg
.																								
Totals																								

CAREER STATISTICS

			Total		3-Point		F-Throws		Rebounds											Scoring	
Season	gp-gs	min/avg	fg-fga	pct	fg-fga	pct	ft-fta	pct	off	def	tot	avg	pf	fo	ast	to	blk	stl	pts	avg	
2014-15	5-1	57/11.4	11-16	.688	2-3	.667	0-1	.000	6	6	12	2.4	6	0	2	3	1	2	24	4.8	
2015-16	34-34	987/29.0	138-320	.431	48-135	.356	73-93	.785	82	202	284	8.4	81	2	66	50	11	29	397	11.7	
TOTAL	39-35	1044/26.8	149-336	.443	50-138	.362	73-94	.777	88	208	296	7.6	87	2	68	53	12	31	421	10.8	



Darius ROY

G • 6-2 • 170 • Fr. • HS

Lawton, Okla. / Lawton Eisenhower HS

BIO

HIGH SCHOOL

- Led team to 2015 State Championship
- Named to 2015 State All-Tournament Team
- Named to VYPE PReason Top 50 in the Class of 2016

20

TOP PERFORMANCES

2016-17 GAME-BY-GAME STATISTICS

Opponent	Date	GS	Min	FG	FGA	Pct	3FG	FGA	Pct	FT	FTA	Pct	O	D	Tot	Avg	PF	FO	A	TO	Blk	Stl	Pts	Avg
.																								
Totals																								

CAREER STATISTICS



Demetre
RIVERS

G • 6-8 • 180 • Jr. • 2L
Ladson, S.C. / Stratford HS

BIO

2015-16

- Career-high 22 points at Wofford (2/11/16)
- 16 points and career-high 9 rebounds vs. The Citadel (2/6)
- 17 games of 10+ points

2014-15

- Hit a 3-pointer, had a steal and an assist in debut against Piedmont (11/14)
- First career rebound at Western Carolina (1/22)

HIGH SCHOOL

- 2x All-State, 3x All-Region performer
- Averaged 18.1 points, 7.1 rebounds per game
- Selected to play in NC vs. SC All-Star game

PERSONAL

- Full name is Demetre Earl Rivers
- Born on December 7, 1995
- Son of Kenneth and Wanda Rivers

23

TOP PERFORMANCES


Points:22, at Wofford (2/11/16)
FG Made: 8, vs. Chattanooga (2/8/16)
FG Att: 19, at Arkansas (12/19/15)
3-Point FGs: 4, at Wofford (2/11/16)
3-Point FGA: 8, at Wofford (2/11/16)
FT Made:10, vs. Hiwassee (12/2/15)
FT Att: 11, 2x, vs. Alcorn State (12/5/15)
Rebounds: 9, vs. The Citadel (2/6/16)
Assists: 4, 2x, at Wofford (2/11/16)
Blocks: 2, vs. WCU (2/18/16)
Steals:2, 2x, at WCU (1/24/16)
Minutes:38, vs. Chattanooga (2/8/16)

2016-17 GAME-BY-GAME STATISTICS

Opponent	Date	GS	Min	FG	FGA	Pct	3FG	FGA	Pct	FT	FTA	Pct	O	D	Tot	Avg	PF	FO	A	TO	Blk	Stl	Pts	Avg
.																								
Totals																								

CAREER STATISTICS

Season	gp-gs	min/avg	Total		3-Point		F-Throws		Rebounds										Scoring	
			fg-fga	pct	fg-fga	pct	ft-fta	pct	off	def	tot	avg	pf	fo	ast	to	blk	stl	pts	avg
2014-15	3-0	4/1.3	0-1	.000	0-0	.000	0-0	.000	0	0	0	0.0	1	0	0	0	0	0	0	0.0
2015-16	34-33	823/24.2	112-260	.431	43-115	.374	64-74	.865	52	57	109	3.2	52	0	29	55	9	12	331	9.7
TOTAL	37-33	827/22.4	112-261	.429	43-115	.374	64-74	.865	52	57	109	2.9	53	0	29	55	9	12	331	8.9



Ross CUMMINGS

G • 6-3 • 165 • Fr. • HS

Dickson, Tenn. / Creek Wood HS

BIO

HIGH SCHOOL

- Led team to 31-2 record in junior season and first state quarterfinals appearance in school history
- Rated the No. 8 player in Tennessee in 2016 class by Hoop Seen

24

TOP PERFORMANCES

2016-17 GAME-BY-GAME STATISTICS

Opponent	Date	GS	Min	FG	FGA	Pct	3FG	FGA	Pct	FT	FTA	Pct	O	D	Tot	Avg	PF	FO	A	TO	Blk	Stl	Pts	Avg
.																								
Totals																								

CAREER STATISTICS



Rashad LEWIS

G • 5-8 • 156 • Jr. • JC
Valdosta, Ga. / Tallahassee CC

BIO

2015-16 (Tallahassee CC)

- Named FCSAA/NJCAA Region All-Tourney team and all-conference honors
- Scored 11.8 points per game, averaged 3.2 three-point made baskets per game ranking 11th in the country
- Shot .420 from behind the arc
- Scored 20+ points on six occasions, career high was 26

HIGH SCHOOL

- Averaged 21.2 ppg as a junior, 19.3 ppg his senior year
- Named Region Player of the Year his senior season

PERSONAL

- Originally from Brooklyn, N.Y.

2014-15 (Tallahassee CC)

- Averaged 6.4 ppg, Made 80 pct. of free throws
- Second on team with 35 steals

2016-17 GAME-BY-GAME STATISTICS

Opponent	Date	GS	Min	FG	FGA	Pct	3FG	FGA	Pct	FT	FTA	Pct	O	D	Tot	Avg	PF	FO	A	TO	Blk	Stl	Pts	Avg
Totals																								

25

TOP PERFORMANCES

CAREER STATISTICS



Mac BRYDON

C • 6-10 • 280 • Fr. • HS

Charlotte, N.C. / Carmel Christian HS

BIO

HIGH SCHOOL

- Led team to undefeated conference slate and tournament championship his senior year, named all-conference
- Led team in rebounds and blocks for 3 straight seasons
- Graduated with 4.0 GPA, received AASCI Award for highest cumulative math grade in 2015 and 2016

33

TOP PERFORMANCES

2016-17 GAME-BY-GAME STATISTICS

Opponent	Date	GS	Min	FG	FGA	Pct	3FG	FGA	Pct	FT	FTA	Pct	O	D	Tot	Avg	PF	FO	A	TO	Blk	Stl	Pts	Avg
.																								
Totals																								

CAREER STATISTICS



JJ
N'GANGA

C • 6-10 • 250 • R-Sr. • TR
Aubervilliers, France / New Mexico

BIO

2015-16 (New Mexico)

- Did not play due to injury, awarded medical redshirt

2014-15 (New Mexico)

- Averaged 6.4 ppg, Made 80 pct. of free throws
- Second on team with 35 steals

JuCo (Northern Oklahoma College-Tonkawa)

- Played two seasons (2012-13, 2013-14) at NOC-Tonkawa
- Averaged 6.0 points and 5.4 rebounds per game
- Shot .468 from the field as a sophomore
- Awarded Hays Scholarship - given to player w/best GPA

HIGH SCHOOL

- Attended Sunrise Christian Academy in Wichita, Kan.
- Led team to 25-4 record his senior year

PERSONAL

- Full name is Jean-Jacques Francis N’Ganga
- The oldest of four children

44
TOP PERFORMANCES

Points: 9, vs. Boston College (11/20/14)^
FG Made:.....4, vs. Utah State (02/07/15)^
FG Att:6, 2x, vs. Utah State (02/07/15)^
3-Point FGs: N/A
3-Point FGA: N/A
FT Made: 4, 2x, at UNLV (01/21/15)
FT Att: 5, 2x, vs. Fresno State (12/31/14)^
Rebounds: 7, at Utah State (01/10/15)^
Assists: 2, at Colorado State (02/10/15)^
Blocks: 2, vs. Boston College (11/20/14)^
Steals: 1, at Grand Canyon (12/23/14)^
Minutes: 25, vs. Boston College (11/20/14)^

^ - denotes from New Mexico

2016-17 GAME-BY-GAME STATISTICS

Opponent	Date	GS	Min	FG	FGA	Pct	3FG	FGA	Pct	FT	FTA	Pct	O	D	Tot	Avg	PF	FO	A	TO	Blk	Stl	Pts	Avg
.																								
Totals																								

CAREER STATISTICS

			Total		3-Point		F-Throws		Rebounds											Scoring	
Season	gp-gs	min/avg	fg-fga	pct	fg-fga	pct	ft-fta	pct	off	def	tot	avg	pf	fo	ast	to	blk	stl	pts	avg	
2014-15*	29-0	344/11.9	36-61	.590	0-0	.000	22-36	.611	18	30	48	1.7	54	1	6	31	5	1	94	3.2	
All*	29-0	344/11.9	36-61	.590	0-0	.000	22-36	.611	18	30	48	1.7	54	1	6	31	5	1	94	3.2	

* Statistics from prior team/school



Andrew FISHLER

C • 7-1 • 218 • R-Sr. • 1L
Cumming, Ga. / Gulf Coast State

BIO

2015-16

- Career-high 20 points & 10 rebounds vs. Citadel (2/6)
- Career-best 8 blocks vs. Chattanooga (2/8)
- Scored 9 points in Mercer debut vs. Allen (11/13)

2014-15

- Redshirted season

2012-14 (Gulf Coast CC)

- Averaged 5.3 points, 4.8 boards and 2.6 blocks as a sophomore
- Holds program block records for single-game (6), season (76) and career (146)

HIGH SCHOOL

- Holds Georgia block records for single-game (18), season (212) and career (308)
- Averaged 13.6 points and 8.1 rebounds per game as a senior

PERSONAL

- Son of Todd and Nancy Fishler
- Has two brothers and one sister
- Born on August 24, 1993

55

TOP PERFORMANCES

Points:20, vs. The Citadel (2/6/16)
 FG Made:.....7, vs. The Citadel (2/6/16)
 FG Att:9, vs. The Citadel (2/6/16)
 3-Point FGs: N/A
 3-Point FGA: N/A
 FT Made:6, vs. The Citadel (2/6/16)
 FT Att:9, vs. The Citadel (2/6/16)
 Rebounds:10, vs. The Citadel (2/6/16)
 Assists:1, vs. Alcorn State (12/5/15)
 Blocks:8, vs. Chattanooga (2/8/16)
 Steals:1, 2x, vs. Alcorn State (12/2/15)
 Minutes:20, vs. Chattanooga (2/8/16)

2016-17 GAME-BY-GAME STATISTICS

Opponent	Date	GS	Min	FG	FGA	Pct	3FG	FGA	Pct	FT	FTA	Pct	O	D	Tot	Avg	PF	FO	A	TO	Blk	Stl	Pts	Avg
Totals																								

CAREER STATISTICS

			Total		3-Point		F-Throws		Rebounds											Scoring	
Season	gp-gs	min/avg	fg-fga	pct	fg-fga	pct	ft-fta	pct	off	def	tot	avg	pf	fo	ast	to	blk	stl	pts	avg	
2015-16	31-6	239/7.7	33-69	.478	0-0	.000	21-35	.600	18	40	58	1.9	33	0	2	16	23	2	87	2.8	
TOTAL	31-6	239/7.7	33-69	.478	0-0	.000	21-35	.600	18	40	58	1.9	33	0	2	16	23	2	87	2.8	