

MEAN GREEN™

2025 UNT FOOTBALL GAME NOTES

UNT ATHLETIC COMMUNICATIONS: 1301 S. Bonnie Brae St. | Denton, TX 76207 | MEANGREENSPORTS.COM | @MEANGREENFB

GAME 1

UNT (0-0, 0-0 American) vs. LAMAR (0-0, 0-0 Southland)



Aug. 30, 2025 • 7:00 pm CT • TV: ESPN+ • Radio: Mean Green Sports Network
Denton, Texas • DATCU Stadium (30,100)

MEDIA INFORMATION

TV: **ESPN+**

Talent: Justin Kutcher (pxp), LaDarrin McLane (analyst), Maria Trivelpiece (sideline)

Radio: Mean Green Sports Network

Talent: Dave Barnett (pxp), Hank Dickenson (analyst), Nathan Tune (sideline)

Stations: 1190 KFXR AM | The Varsity Network | Sirius XM 380

Scan for Live Stats:
Northtexas.as/LiveStats



UNT	0-0, 0-0 American
Ranking	NR - CFP, NR - AP, NR - Coaches
Last Game	Jan. 3, 2025
	Loss vs. TXST (FR Bowl), 30-28
Head Coach	Eric Morris (Texas Tech, '08)
Career Record	35-32 (Seventh season)
UNT Record	11-14 (Third season)
vs. Lamar	2-1

LAMAR	0-0, 0-0 SLC
Ranking	NR - CFP, NR - AP, NR - Coaches
Last Game	Nov. 23, 2024
	Win at McNeese, 26-24
Head Coach	Pete Rossomando (Boston U, '94)
Career Record	80-59 (14th season)
Lamar Record	13-10 (Third Season)
vs. UNT	0-0

UNT COACHING STAFF

ON THE FIELD

Eric Morris	Head Coach
Drew Svoboda	Assoc. HC/TE/ST Coord
Skyler Cassity	Defensive Coordinator/DBs
Patrick Cobbs	Run Game Coord./Running Backs
Sean Brophy	Pass Game Coord./Quarterbacks
Cody Crill	Offensive Line
Ike Eguae	Defensive Tackles
Greg Richmond	Defensive Ends
Julian Wilson	Defensive Backs

IN THE BOOTH

Jordan Davis	Offensive Coord./Wide Receivers
Reggie Johnson	Inside Linebackers
Jordan Malone	Nickels/Outside Linebackers

UNT ATHLETICS COMMUNICATIONS

DOUG WATERS Primary Contact

936-240-6780 (cell) • Doug.Waters@unt.edu

CHRIS ALFORD Secondary Contact

903-951-8675 (cell) • Chris.Alford@unt.edu

STORY LINES

- North Texas heads into year three of the **Eric Morris** era coming off an appearance in the SERVPRO First Responder Bowl in 2024, the 15th bowl appearance in program history.
- UNT named redshirt freshman **Drew Mestemaker** the starting quarterback prior to the season. Mestemaker, who did not start at quarterback during high school, will be making his second career start after putting up 448 yards of total offense in UNT's bowl game, tied for the most of any player in the 2024-25 bowl cycle
- North Texas finished the 2024 season as the No. 3 total offense in the country averaging 488.8 total yards per game while also ranking fourth in passing offense (328.2 YPG) and 23rd in scoring offense (33.5 ppg). UNT was one of only nine programs to sit in the top-25 in FBS in those three categories.
- In each of his first two seasons at the helm, Morris has produced a UNT offense that finished inside the top six in total offense. Since becoming the offensive coordinator at Texas Tech in 2013, Morris has led an offense that finished inside the top 25 in scoring and top-10 in total offense (FBS or FCS) nine times in 12 years.
- The Mean Green return nine players who started 5+ games a season ago. On defense, S **Evan Jackson**, LB **Ethan Wesloski**, DB **Quinton Hammonds**, LB **Shane Whitter** and DL **Fatafehi Vailea II** all return while UNT brings back WR **Dalton Carnes**, OL **Johnny Dickson**, OL **Braydon Nelson** and OL **Larry Moore III** offensively.
- In the offseason, UNT hired defensive coordinator **Skyler Cassity** after a successful one-year stint in the same role at Sam Houston. In 2024, Cassity led a pass defense that ranked 11th in the nation while forcing 22 turnovers, the 16th-most in FBS. The Bearkats were also one of only four non-P4 teams to give up less than 20.0 points per game.
- Along with a new defensive staff, Cassity also helped bring six players from Sam Houston in the transfer portal, five of which are on the defensive side of the ball. The new additions are highlighted by CB **Da'Veawn Armstead**, LB **Trey Fields**, CB **David Fisher** and DL **Richard Outland Jr.** who all started 11+ games for the Bearkats last fall.
- The offensive line should be stout as Nelson returns after a stellar freshman campaign that earned him PFF All-True Freshman Team honors. North Texas also brings back senior and 2023 Second Team All-American Conference selection **Gabe Blair** who returns after missing the entire 2024 regular season due to injury.
- For the second straight season, UNT was met with a large roster turnover with 68 new players on the roster in 2025, the third-most in FBS. In addition, North Texas' portal class of 51 players is the largest in FBS. Despite this, UNT has 465 career NCAA games started on its roster, the most in the Morris era (2023 - 396, 2024 - 388).
- UNT clinched a bowl berth for the eighth time since 2013 last season. The Mean Green now have more bowl appearances in the last 12 seasons than the program did in its first 100 years – from 1913 to 2012 – of existence.
- The 2025 schedule features seven games at home for the first time in program history.

2025 SCHEDULE

	Aug. 30	LAMAR vs. UNT	ESPN+	7 PM
	Denton, Texas // DATCU Stadium (30,100) // UNT leads 5-2			
	Sept. 6	UNT at WESTERN MICHIGAN	ESPN+	2:30 PM
	Kalamazoo, Michigan // Waldo Stadium (30,200) // Series tied 0-0			
	Sept. 13	WASHINGTON STATE vs. UNT	ESPNU	2:30 PM
	Denton, Texas // DATCU Stadium (30,100) // Series tied 0-0			
	Sept. 20	UNT at ARMY	CBSSN	11 AM
	West Point, New York // Michie Stadium (30,000) // Army leads 6-2			
	Sept. 27	SOUTH ALABAMA vs. UNT	TBA	TBA
	Denton, Texas // DATCU Stadium (30,100) // UNT leads 2-0			
	Oct. 10	SOUTH FLORIDA vs. UNT	ESPN2	6:30 PM
	Denton, Texas // DATCU Stadium (30,100) // USF leads 2-0			
	Oct. 18	UTSA vs. UNT	TBA	TBA
	Denton, Texas // DATCU Stadium (30,100) // UTSA leads 8-5			
	Oct. 24	UNT at CHARLOTTE	ESPN2	6 PM
	Charlotte, North Carolina // Jerry Richardson Stadium (15,300) // Charlotte leads 2-0			
	Nov. 1	NAVY vs. UNT	TBA	TBA
	Denton, Texas // DATCU Stadium (30,100) // Navy leads 2-0			
	Nov. 15	UNT at UAB	TBA	TBA
	Birmingham, Alabama // Protective Stadium (30,100) // UAB leads 6-2			
	Nov. 22	UNT at RICE	TBA	TBA
	Houston, Texas // Rice Stadium (45,000) // UNT leads 8-5			
	Nov. 29	TEMPLE vs. UNT	TBA	TBA
	Denton, Texas // DATCU Stadium (30,100) // UNT leads 2-0			



ERIC MORRIS
HEAD COACH, THIRD SEASON

THE MORRIS FILE

PERSONAL

Born: Oct. 26, 1985
Family: Wife: Maggie; Children: Jack and George

EDUCATION

Texas Tech, 2008 (Communication Studies)

COACHING EXPERIENCE

2010	Houston, Quality Control
2011	Houston, Graduate Assistant
2012	Washington State, Inside Wide Receivers
2013	Texas Tech, Co-OC/Inside Wide Receivers
2014	Texas Tech, OC/Wide Receivers
2015-17	Texas Tech, OC/Inside Wide Receivers
2018-21	Incarnate Word, Head Coach
2022	Washington State, OC/Quarterbacks
2023-	UNT, Head Coach

THE MORRIS WORKSHEET

YEAR	SCHOOL	OVERALL RECORD	CONFERENCE RECORD, FINISH
2018	UIW	6-5	6-2, t-1st
2019	UIW	5-7	4-5, t-7th
2021(S)	UIW	3-3	3-3, t-3rd
2021	UIW	10-3	7-1, 1st
2023	UNT	5-7	3-5, t-8th
2024	UNT	6-7	3-5, t-9th
2025	UNT	0-0	0-0
AT UNT	3 seasons	11-14	6-10
TOTAL	7 seasons	35-32	26-21

MORE QUICK HITTERS

- The UNT offensive line comes into 2025 ranked inside the top 11 in FBS in combined games played (t-11th, 227) games played and games started (t-10th, 135).
- Prior to the season, HC Eric Morris named OL **Gabe Blair**, DL **Fatafehi Vailea** and P **Sawyer Evans** team captains for the 2025 season.
- North Texas has had a player with 10+ receiving touchdowns in each of the last three seasons joining Ohio State as one of only two FBS programs with that distinction.
- North Texas ranked inside the top 10 in punt return defense (2nd) and kickoff return defense (9th) in 2024.
- The Mean Green spread the wealth as total of 21 different players caught a pass for North Texas in 2024, tied for third-most in FBS. Of the 21, 10 return to the roster for UNT in 2025.
- Of the 25 games in the Morris era, over half (13) has seen UNT rack up 500+ yards of total offense.
- The Mean Green offense in 2024 was one of the most explosive in the country, ranking inside the top-10 in FBS in offensive plays of 10+, 20+, 30+, 40+, 50+ 60+, 70+, 80+ and 90+ yards.
- In the 16 American games in the Morris era, 10 have been decided by one score. UNT is 4-6 in those contests.
- The Mean Green led the FBS in 2024 in plays of 70+ yard-plays (8) and one-play scoring drives (7).

LAMAR SERIES HISTORY

- The 2025 season opener against Lamar will be the eighth matchup in the history of the programs and the first since 2017. North Texas holds a 5-2 edge in the series.
- UNT and Lamar met as conference foes for four straight years from 1983-86 as members of the Southland Conference. The series then went on an over-30 year hiatus before returning in 2017.
- The last matchup between the teams was a 59-14 route for the Mean Green on Sept. 2, 2017 at then Apogee Stadium. It was historic as it went down as the 500th win in the history of North Texas football.

JUST LIKE HE 'DREW' IT UP

- North Texas named **Drew Mestemaker**, a redshirt freshman from Vandegriff, Texas, as the starting quarterback prior to the season. It will be his second career start after starting the SERVPRO First Responder Bowl for the Mean Green last season.
- Mestemaker returns after a stellar performance in the bowl game that saw him rack up 448 yards of total offense, tied for the most of any player in the 2024-25 bowl cycle. He finished 26 of 41 for 393 yards and two touchdowns while rushing nine times for 55 yards, including a 70-yard TD run.
- Mestemaker's 393 passing yards were the second-most by a QB in his starting debut since 2000 in program history while his 55 rushing yards was the fourth-most in that span.
- The start in the bowl game for Mestemaker was his first at quarterback since he was a freshman in high school on the B-team in 2020.
- Through his final three years at Vandegriff, the walk-on QB served as the backup to now-Louisville QB Duce Adams in 2023 and Baylor baseball catcher Brayden Buchanan in 2022 and 2021.

OFFENSIVE MASTERMIND

- UNT head coach **Eric Morris** is one of the top offensive minds in the country, proven by a stellar track record over 12 seasons as an offensive coordinator and head coach.
- In each of his first two seasons at the helm, North Texas offense has ranked inside the top six in total offense (2023-6th, 2024-3rd), inside the top 12 in passing (2023-12th, 2024-4th) and inside the top 23 in scoring (2023-21st, 2024-23rd).
- Since becoming the offensive coordinator at Texas Tech in 2013 Morris has led an offense that finished inside the top 25 (FBS or FCS) in scoring nine times in 12 years.
- In addition, Morris has led offenses that finished in the top-10 in total offense nine times, including the top FBS offense (Texas Tech) in 2016 and the top FCS offense (UIW) in the nation in 2020.
- Morris-led offenses have been dominant through the air as eight of Morris' first 12 years as an OC or HC have resulted in a top-five passing offense in the country.
- In Morris' 25 games as head coach at North Texas, the offense has eclipsed 500 yards on 13 occasions, including six times in 2024, the second-most of any head coach in UNT history (Seth Littrell, 23 in 88 games).
- For perspective, North Texas had just 20 games with 500+ yards of total offense in the five seasons prior to Morris' arrival. UNT is 9-4 when surpassing 500 yards of offense under Morris.

MEAN GREEN IN THE NFL

NAME	POS.	TEAM
Kemon Hall*	CB	Dallas Cowboys
Jeff Wilson Jr.*	RB	Miami Dolphins

* - Practice Squad



MORRIS OFFENSIVE TEAM RANKINGS (OC & HC)

YEAR	TEAM	SCORE	TOTAL	PASS	YEAR	TEAM	SCORE	TOTAL	PASS
2013	Texas Tech (OC)	24th	8th	2nd	2019	Incarnate Word (HC)*	42nd	33rd	19th
2014	Texas Tech (OC)	55th	10th	5th	2020	Incarnate Word (HC)*	3rd	1st	3rd
2015	Texas Tech (OC)	2nd	2nd	2nd	2021	Incarnate Word (HC)*	4th	6th	5th
2016	Texas Tech (OC)	5th	1st	1st	2022	Washington St. (OC)*	79th	93rd	44th
2017	Texas Tech (OC)	23rd	16th	9th	2023	UNT (HC)	21st	6th	12th
2018	Incarnate Word (HC)*	25th	9th	4th	2024	UNT (HC)	23rd	3rd	4th

SKY'S THE LIMIT

- In the offseason, North Texas brought in Defensive Coordinator **Skylar Cassity** after a successful one-year stint in the same role at Sam Houston.
- In 2024, Cassity led Sam Houston's 11th-ranked pass defense while forcing 22 turnovers, the 16th-most in FBS in 2024. The Bearkats were also one of only four Group of Five teams to give up 20.0 points per game or less last season.
- Upon arrival at Sam Houston, Cassity inherited a 3-9 defense which he immediately turned into a 9-3 team for 2024. The program became bowl eligible for the first time.
- As the chart to the right shows, Sam Houston improved in nearly every defensive category including scoring, total, rushing and passing defense.
- The Bearkats ranked eighth in possession stop rate at 73.8%, 14th in red zone defense and 12th fourth-down defense. In CUSA, Cassity's defense was top five in every category and led the league in scoring defense, passing defense, passing defensive efficiency, red zone defense and interceptions.
- Prior to Sam Houston, Cassity spent two seasons, 2022-23, as Abilene Christian's defensive coordinator.

SHSU DEFENSIVE RANKS		
CATEGORY	2023	2024
Scoring Defense	64th	21st
Total Defense	88th	20th
Rush Defense	92nd	56th
Pass Defense	77th	11th

BEARKATS MEAN GREEN

- In addition to a new defensive staff, Cassity also helped bring six players from Sam Houston in the transfer portal, five of which are on the defensive side of the ball.
- The defensive additions are CB **Da'Veawn Armstead**, LB **S'Maje Burrell**, LB **Trey Fields**, CB **David Fisher** and DL **Richard Outland Jr.** who all played 10+ games for the Bearkats last fall.
- All five defensive additions appear on the preseason two-deep, including four projected starters.
- Fields is expected to fill a large role in the middle of the defense after starting 12 games at linebacker for the Bearkats in 2024. The senior out of Danciger, Texas, produced 80 tackles, 6.0 TFLs and a sack last year.
- In the secondary, Fisher and Armstead were the starting corners for 11 of Sam Houston's 13 games. The duo combined for 67 tackles, 3.0 TFLs, 11 PBUs and a pair of interceptions on the year.
- Along the defensive front, Outland Jr. started 11 games in 2024 and was a space stuffer in the middle with 5.5 TFLs and 3.0 sacks.
- UNT also added WR **Simeon Evans** who was an Honorable Mention All-CUSA selection in 2024 after catching 50 passes for 559 yards and six touchdowns.
- In total, the six transfers from Sam Houston have combined for 184 games played with 70 total starts.

STACKED WR ROOM

- The North Texas wide receiver room returns a wealth of talent to the team while also adding experienced transfers to make up one of the exciting WR depth charts in the American.
- UNT returns six players who caught double-digit passes a season ago, including sophomore **Miles Coleman**, junior **Dalton Carnes** and junior **Landon Sides** who all caught at least 24 passes in 2024.
- Coleman, who moved into a starting role in the final two games of the season, closed his freshman campaign with 18 catches for 161 yards and two touchdowns in the final three games of the season.
- Carnes and Sides, meanwhile, were both steady options with at least one catch in 10 of UNT's 13 games in 2024.
- The Mean Green also added four veteran transfer WRs **Cameron Dornier** (Shepherd), **Simeon Evans** (Sam Houston), **Tyrese Hunt-Thompson** (Ferris State) and **Shandon King** (Snow College).
- All four transfers have played in at least 23 games in their careers. Dornier and Hunt-Thompson were both standouts, each reeling in more than 100 catches for over 1,400 yards at their respective Division II programs.
- Evans, meanwhile, earned Honorable Mention All-CUSA honors at Sam Houston while King was an NJCAA Honorable Mention All-American in 2024.

VETERAN PORTAL PRESENCE

- The UNT coaching staff went hunting for experienced players in the transfer portal in the offseason and found it in a big way, bringing in 20 players who have played in 20+ NCAA contests in their careers, 12 who have seen action in 30+ games and four who have played at least 36 games in their careers.
- The veteran presence is led by projected defensive starters LB **Trey Fields** (49 games) and S **Will Jones II** (43 games) who have both played in more than 40 contests in their collegiate careers.
- Of the 38 transfers who arrived at North Texas in the offseason with prior NCAA playing experience, 29 have played in at least 10 games and 14 have made 10+ starts, led by OL **Tay Yanta II** (36), CB **David Fisher** (28), WR **Tyrese Hunt-Thompson** (27), and QB **Reese Poffenbarger** (26) who have all made 25+ starts in their careers.
- Coming into the 2025 season, UNT has 465 career NCAA games started on its roster, the most in the Morris era (2023 - 396, 2024 - 388).

2025 PRESEASON HONORS

CB DA'VEAWN ARMSTEAD

Preseason 2nd Team All-American Conference (Athlon, Phil Steele)

OL GABE BLAIR

Preseason 1st Team All-American Conference (Athlon)
 Preseason 2nd Team All-American Conference (Phil Steele)
 CSC Comeback POTY Award Watch List
 Preseason Earl Campbell Tyler Rose Award Watch List

QB COACH SEAN BROPHY

Dave Campbell's Texas Football 40 Under 40

WR MILES COLEMAN

Preseason 2nd Team All-American Conference (Athlon)
 Preseason 3rd Team All-American Conference (Phil Steele)

P SAWYER EVANS

Preseason 3rd Team All-American Conference (Phil Steele)
 Preseason 4th Team All-American Conference (Athlon)

WR SIMEON EVANS

Preseason 3rd Team All-American Conference (Phil Steele)
 Preseason 4th Team All-American Conference (Athlon)

LB TREY FIELDS

Preseason 1st Team All-American Conference (CFN)
 Preseason 3rd Team All-American Conference (Athlon)
 Preseason 4th Team All-American Conference (Phil Steele)

CB DAVID FISHER

Preseason 1st Team All-American Conference (Athlon, CFN, Lindy's, Sports Info)
 DCTF Preseason 2nd Team All-Texas
 Preseason 3rd Team All-American Conference (Phil Steele)
 Preseason Jim Thorpe Award Watch List

S QUINTON HAMMONDS

Preseason 4th Team All-American Conference (Athlon)

DE BRICEON HAYES

Preseason 2nd Team All-American Conference (Athlon)
 Preseason 3rd Team All-American Conference (Phil Steele)
 Shrine Bowl 1,000 Watchlist

S EVAN JACKSON

Preseason 2nd Team All-AAC (CFN)
 Preseason 3rd Team All-AAC (Athlon)

2025 PRESEASON HONORS

S WILL JONES II

Preseason 1st Team All-American Conference (Phil Steele)

RB MAKENZIE MCGILL II

Preseason 3rd Team All-American Conference (Athlon)
Preseason Doak Walker Award Watch List

OL BRAYDEN NELSON

Preseason 1st Team All-American Conference (Lindy's)
Preseason 3rd Team All-American Conference (Athlon)

OL JIMTO OBIDEGWU

Preseason 4th Team All-American Conference (Phil Steele)

WR LANDON SIDES

Allstate AFCA Good Works Team

WR BARON TIPTON

The Athletic's 2025 Freak List (No. 93)

DL FATAFEHI VAILEA II

Preseason 1st Team All-American Conference (Phil Steele)
Preseason 3rd Team All-American Conference (Athlon)
Polynesian POTY Award Watch List

LB ETHAN WESLOSKI

Preseason 4th Team All-American Conference (Athlon)

TE TRE WILLIAMS III

Preseason 3rd Team All-American Conference (Phil Steele)
The Athletic's 2025 Freak List (No. 77)

RUNNING (IT) BACK

- Sophomore RB **Makenzie McGill II** returns after a breakout redshirt freshman season that saw him rush for over 500 yards and 10 touchdowns.
- McGill, who closed the 2024 season with 78 carries for 502 yards and 10 touchdowns, is the only returning running back in the American who logged double-digit rushing TDs in 2024.
- McGill is one of only 11 RBs who had 10+ rushing TDs to return to the team he played for in 2024 along with Notre Dame's Jeremiah Love, Penn State's Nick Singleton and Texas A&M's Le'Veon Moss among others. Additionally, he joins San Jose State's Floyd Chalk IV as one of only two non-power 4 RBs to stake that claim.

FINDING THE END ZONE

- North Texas has had a player with 10+ receiving touchdowns in each of the last three seasons joining Ohio State as one of only two FBS programs with that distinction.
- The UNT receiving core has seen DT Sheffield (2024), Ja'Mori Maclin (2023) and Jyaire Shorter (2022) each rack up 11 receiving TDs in each of the last three seasons. The Mean Green will look to continue the trend in 2025, returning six players who had double digit receptions from last season.
- The Buckeyes, meanwhile, have seen Emeka Egbuka (2022 & 2024), Marvin Harrison Jr. (2022 & 2023) and Jeremiah Smith (2024) all eclipse 10+ TDs in the last three seasons.

NARROW MARGINS IN THE AMERICAN

- UNT has become synonymous with close games during American play in their first two years in the league.
- In the first 16 league games in the America for the Mean Green, 10 of those contests have been decided by one score. UNT is 4-6 in those games, going 2-2 in one-score games in 2024 after finishing 2-4 in 2023.
- The 2023 schedule was littered with close matchups as it finished with eight games decided by one score or less, matching a program record for one-score games set in 1937.

ROLL THE DICE

- In two seasons of the Eric Morris era, the Mean Green have been one of the most aggressive teams in FBS.
- UNT finished 11th in fourth down attempts (36) in 2023 and led the country in 2024 with 44. They were also 6th in fourth down conversions in 2023 and seventh in 2024.
- The Mean Green are one of only five FBS programs with 36+ fourth down conversion attempts in each of the last two seasons (Arizona State, Baylor, Boston College, West Virginia).

QUARTERBACK WHISPERER

- UNT head coach Eric Morris has had a knack for finding under-the-radar talent at the quarterback position and turning them into elite players at their position.
- In his time coaching, Morris has had the opportunity to recruit and mentor future NFL quarterbacks **Case Keenum** (Houston, 2010-11), **Baker Mayfield** (Texas Tech, 2013), **Davis Webb** (Texas Tech, 2013-15), **Patrick Mahomes** (Texas Tech, 2014-16) and **Cam Ward** (UIW, 2020-21)
- Of the top quarterbacks listed above, none of them were ranked higher than a three star as a recruit by any of the major services, highlighted by providing the only collegiate offer to Heisman finalist and future 2025 NFL No. 1 overall pick Cam Ward.

QUARTERBACKS RECRUITED/COACHED BY ERIC MORRIS

QUARTERBACK	HS RECRUITING RANKING	NFL DRAFT	CURRENT NFL TEAM
Case Keenum (UH)	Two-Star, #1769 National	Undrafted	Chicago Bears
Baker Mayfield (TTU)	Three-Star, #1021 National	1st Round, #1 Overall	Tampa Bay Buccaneers
Davis Webb (TTU)	Three-Star, #503 National	3rd Round, #87 Overall	Denver Broncos (QB Coach)
Patrick Mahomes (TTU)	Three-Star, #389 National	1st Round, #10 Overall	Kansas City Chiefs
Cam Ward (UIW)	Zero Star, Unranked National	1st Round, #1 Overall	Tennessee Titans

* HS recruiting ranking listed per 247 composite

UNT UNIFORM TRACKER

In partnership with Nike, the UNT football program will unveil a large number of uniform combinations throughout the 2025 season.

Date	Opponent	Helmet	Jersey	Pants	Date	Opponent	Helmet	Jersey	Pants
8/30	Lamar				10/18	UTSA			
9/6	WMU				10/24	Charlotte			
9/13	Wazzu				11/1	Navy			
9/20	Army				11/15	UAB			
9/27	USA				11/22	Rice			
10/10	USF				11/29	Temple			

NEW FACES EVERYWHERE

- UNT has 68 new players on the roster, tied with Utah State for the second-most in all of FBS.
- A significant majority of those newcomers arrived via the transfer portal with North Texas adding 42 transfer prospects in the offseason, the second-most in FBS behind only New Mexico (49).
- The new players on the roster do not lack playing time, however, with 29 of them having playing in at least 10 NCAA contests in their careers.
- The portal prospects are littered throughout the two-deep. In total, 30 (18 defense, 12 offense) of the 54 offensive and defensive players on the two deep are players that arrived via the portal this offseason.

IN THE TRENCHES

- After starting 10 different offensive line combinations in 13 games a season ago, North Texas looks to take a step forward on the OL in 2025.
- The unit returns three players who started 6+ games in 2025, led by sophomore **Braydon Nelson** who made 11 starts in his freshman season and earned PFF All-True Freshman team honors.
- The Mean Green also return **Larry Moore III** and **Johnny Dickson III** who both started six games a season ago.
- Also returning for his senior campaign is **Gabe Blair** who missed the 2024 season due to injury. A stalwart previously in the lineup, Blair earned Second Team All-American Conference honors in 2023 and has started 37 games on the offensive line in his career.
- UNT also brought in a number of transfer offensive linemen in the offseason, including projected starters **Ugonna Nnanna**, **Jimto Obidegwu** and **Tay Yanta II**.
- The trio of Nnanna, Obidegwu and Yanta have all seen action in at least 30 games in their careers. Yanta arrives with 36 starts under his belt from his time at ACU, Obidegwu made 23 starts in time at Kent State and Temple while Nnanna started nine games across his last two seasons at Virginia.
- The UNT offensive line comes into 2025 ranked inside the top 11 in FBS in combined games played (t-11th, 227) games played and games started (t-10th, 135).

SEASON OPENER

- North Texas has had success in season openers in recent history, going 7-1 in its last eight.
- The Mean Green have also been strong in season-opening games at home with a 26-9-2 record when the first game of the season has been played in Denton.
- UNT is 79-28-2 in home openers all-time and have won six of its last eight, but will be looking to win back-to-back home openers for the first time since 2020-21.
- The August 30th matchup is the third time UNT has opened a season with Lamar. North Texas won the previous occasion in 2017 (59-14) and fell against the Cardinals in 1974 (27-7).

“SPECIAL” TEAMS

- UNT has had one of the best special teams units in the American in each of the last two seasons.
- North Texas led the nation in kickoff return defense in 2023 and finished ninth in that category in 2024.
- The punt defense has been elite as well with the Mean Green ranking second in punt return defense a season ago.
- In the extra point category, UNT kickers have still not missed a PAT in two seasons under Eric Morris. Kickers have combined to connect on 120 consecutive PATs dating back to Oct. 29, 2022 against WKU.
- North Texas also blocked two punts last season in wins over South Alabama and Tulsa. It was the first time since 2019 the Mean Green have multiple blocked punts in a season.
- Punter **Sawyer Evans** returns for his final season looking to climb up the record books as he already ranks inside the top-10 in program history in career punts downed inside the 20 and 50+ yard punts.

IN THE SECONDARY

- As is the case for a majority of the defense, the secondary looks to be improved in 2025 thanks to the return of key contributors along with an influx of transfer portal impact players.
- Junior S **Evan Jackson** is the top returning tackler for UNT after racking up 59 a season ago. He also had three interceptions and a pair of PBU's.
- Sophomore **Quinton Hammonds** also returns after a breakout freshman campaign that saw him produce 52 tackles and an interception. The former walk-on from Allen, Texas, was recruited as a WR out of high school but flourished on the defensive side of the ball for UNT in 2024.
- North Texas also landed projected contributors **Will Jones II**, **David Fisher**, **Da'Veawn Armstead**, **Jackson Lataimua** and **Patrick Smith-Young** in the portal.
- Jones comes to UNT with a wealth of experience having played 43 games with 21 starts across six seasons at Kansas State, USF and Old Dominion.
- Fisher and Armstead both arrive after starting 11+ games at CB for Sam Houston a season ago while Lataimua played in 33 games and started 13 in three seasons at Washington State.
- Smith-Young makes his return to Denton after a one year hiatus at ODU. In 2023 at UNT, Smith-Young appeared in 12 games with seven starts and was second on the team with 77 tackles.

UNT RECORD BREAKDOWN

Current Streak	L1
Current Home Streak	L3
Current Away Streak	W1
Last Win	24-17, at Temple (11/30/24)
Last Home Win	52-20, vs. Tulsa (9/28/24)
Last Away Win	24-17, at Temple (11/30/24)
Last Loss	30-28, vs. Texas State (1/3/25)
Last Home Loss	40-28, vs. ECU (11/23/24)
Last Away Loss	48-27, at UTSA (11/15/24)

MORRIS BY THE NUMBERS

	2024	Under Morris
Home	3-3	6-6
Road	3-3	5-7
Neutral	0-1	0-1
Day Games	2-5	3-5
Night Games	4-2	2-2
vs. AP Ranked Opponents	0-2	0-2
August	1-0	1-0
September	3-1	5-3
October	1-2	2-5
November	1-3	3-5
December	0-0	0-0
January	0-1	0-1
Score < 20 Points	0-1	0-1
Score 20+ Points	6-6	11-13
Score 30+ Points	5-2	10-4
Score 40+ Points	4-1	8-2
Opponent Scores < 20 Points	2-1	3-1
Opponent Scores 20+ Points	4-6	8-13
Opponent Scores 30+ Points	2-6	5-12
Opponent Scores 40+ Points	0-5	1-9
Leading at the Half	4-1	8-2
Trailing at the Half	2-6	3-12
Tied at the Half	0-0	0-0
Leading After 3 Quarters	5-0	9-0
Trailing After 3 Quarters	1-7	2-14
Tied After 3 Quarters	0-0	0-0
Scoring First	3-2	5-4
Opponent Scores First	3-5	6-10
Running More Plays Than Opponent	3-3	7-8
Opponent Runs More Plays	3-4	4-6
Same Number of Plays	0-0	0-0
Committing More Turnovers	1-5	3-10
Winning Turnover Margin	2-1	4-2
Turnovers Are Even	3-1	4-2
Committing At Least Two Turnovers	2-6	2-11
Winning Time of Possession	2-1	6-2
Opponent Wins Time of Possession	4-6	5-12
Running 70 or More Offensive Plays	5-3	10-7
Running < 70 Offensive Plays	1-4	1-7
Rushing For 150 Yards or More	4-3	9-7
Rushing For Less Than 150 Yards	2-4	2-7
Rushing For 200 Yards or More	2-2	7-4
Passing For 200 Yards or More	6-7	11-13
Passing For Less Than 200 Yards	0-0	0-1
Passing % Is Over 55%	5-6	10-12
Passing % Is Less Than 55%	1-1	1-2
3rd Down Conversions is > 40%	1-3	5-5
3rd Down Conversion is < 40%	5-4	6-9
Third Down Conversion is 40%	0-0	0-0
More Total Yards Than Opponent	4-2	9-5
Opponent Gains More Total Yards	2-5	2-9

RANKING COMPARISON

Category	UNT		LAM	
	Value	RK	Value	RK
Total Offense	488.8	3	356.7	65
Rush Offense	160.6	69	180.1	32
Pass Offense	328.2	4	176.6	92
Team Pass Eff.	140.9	48	125.0	83
Scoring Offense	33.5	23	24.5	63
Total Defense	460.5	127	367.9	67
Rush Defense	195.9	115	139.6	38
Pass Defense	254.6	121	228.3	80
Team Pass Eff. D	141.7	105	131.1	58
Scoring Defense	34.2	118	22.8	31
Turnover Margin	-0.46	103	-0.08	68
3rd Down Conv Pct	36.9	99	39.6	55
4th Down Conv Pct	47.7	91	50.0	53
3rd Down Conv Pct D	40.3	81	40.5	67
4th Down Conv Pct D	44.8	26	50.0	47
Red Zone Offense	75.0	119	76.7	83
Red Zone Defense	87.5	100	72.9	18
Net Punting	40.0	40	37.2	54
Punt Return Avg	9.63	47	9.5	41
Kickoff Return Avg	21.4	42	19.7	66
First Downs Offense	309	18	239	51
First Downs Defense	299	128	254	86
Fewest Penalties/Game	7.00	104	8.00	112
Fewest Pen. Yds/Game	59.4	98	71.2	109
Time of Possession	26:47	128	29:48	70

* Final stats and rankings from 2024 season

^ Lamar rankings are among FCS teams

PLAYERS WITH COLLEGE DEGREES

North Texas has 15 players on the roster who have already received their college degrees.

- Gabe Blair
- Marcellus Crutchfield
- Sawyer Evans
- Trey Fields
- Grant Gainer
- Briceon Hayes
- Tyrese Hunt-Thompson
- Will Jones
- Jackson Lataimua
- Larry Moore
- Ugonna Nnanna
- Richard Outland
- Reese Poffenbarger
- Fatafehi Vailea (June)
- Shane Whitter
- Tay Yanta

LINEBACKER CORE

- The Mean Green LB room looks poised for a breakout season with the return of senior **Shane Whitter** and junior **Ethan Wesloski** along with the additions of senior transfers **Trey Fields** and **Kenton Allen**.
- Wesloski produced 57 tackles, the second-most among returning players, 5.0 TFLs and 2.5 sacks a season ago while Whitter added 49 tackles, 1.5 TFLs and three PBUs in 2024.
- Fields, meanwhile, had a spectacular season at Sam Houston with 80 tackles, 6.0 TFLs and a pair of PBUs.
- Of the quartet, Allen had the most productive season a year ago as he racked up 109 tackles, 4.5 TFLs, an interception and a fumble recovery at Angelo State.

STONE COLD CELEBRATION

- Starting in 2023, when the defense creates a turnover a “Stone Cold” celebration begins on the sidelines.
- In honor of WWE Superstar Steve Austin, who played linebacker and defensive end at North Texas in the 1980s, players bang together two bottles of water while holding a wrestling belt to mimic the famous celebration of “Stone Cold” Steve Austin.
- In the 2024 win over SFA, a video of Texada’s interception celebration generated over 7.2 million views on social media over the first 24 hours after posting. “And that’s the bottom line.”

ON THE NATIONAL STAGE

- The 2024 season put North Texas on the national stage in a way never seen before in program history.
- The Mean Green played seven of their 13 games on linear TV a season ago, including being featured on ESPN for the First Responder Bowl. The previous record for most linear broadcasts for the Mean Green was five set in 2023.
- UNT also played back-to-back home games on ESPN2 against Tulane and Army, marking the first two ESPN2 broadcasts in DATCU Stadium history.
- The trend looks to continue in 2025 as four of the six scheduled broadcasts in 2025 are on linear networks.

GETTING IT DONE IN THE CLASSROOM

- As they have been throughout Eric Morris’ tenure at North Texas, the Mean Green have excelled in the classroom.
- In the spring 2025 semester, UNT posted a team GPA of 3.252. It was the second-highest semester GPA in program history and the highest spring semester team GPA in program history.
- Additionally, 15 players have on the roster have already received their college degrees.

QUARTERBACK STARTING DEBUTS (SINCE 2000)

YEAR	PLAYER	CL.	GAME	RESULT	RUSHING	PASSING
2000	Scott Hall	Fr.	at UNLV	L, 38-0	8-21, 0 TD	9-17-0, 78, 0 TD
2001	Richard Bridges	Sr.	TEXAS TECH	L, 42-14	7-(-12), 0 TD	7-16-2, 57, 0 TD
2002	Andrew Smith	Fr.	NICHOLLS	W, 23-0	5-19, 0 TD	3-7-0, 43, 0 TD
2005	Daniel Meager	So.	at Middle Tennessee*	W, 14-7	4-(-5), 0 TD	10-15-0, 122, 0 TD
2006	Matt Phillips	So.	at #3 Texas*	L, 56-7	2-(-23), 0 TD	4-13-0, 22, 0 TD
2006	Woody Wilson	Jr.	at Tulsa	L, 28-3	8-(-17), 0 TD	4-5-1, 37, 0 TD
2007	Giovanni Vizza	Fr.	at Louisiana	L, 38-29	16-30, 0 TD	35-57-3, 383, 3 TD
2009	Riley Dodge	R-Fr.	at Ball State*	W, 20-10	12-73, 0 TD	23-33-1, 216, 1 TD
2009	Nathan Tune	Jr.	at #4 Alabama	L, 53-7	1-7, 0 TD	16-23-0, 126, 1 TD
2010	Derek Thompson	So.	at Army	L, 24-0	4-13, 0 TD	6-11-1, 43, 0 TD
2010	Chase Baine	So.	ARKANSAS STATE	L, 19-24	13-80, 0 TD	9-17-0, 77, 0 TD
2011	Andrew McNulty	Fr.	at Tulsa	L, 24-41	7-2, 0 TD	11-18-2, 158, 0 TD
2014	Josh Greer	So.	at #24 Texas	L, 7-38	4-(-25), 0 TD	2-11-2, 8, 0 TD
2014	Dajon Williams	R-Fr.	NICHOLLS	W, 77-3	4-68, 2 TD	11-14-0, 176, 3 TD
2015	Damarcus Smith	Jr.	Western Kentucky	L, 55-28	16-122, 0 TD	17-35-1, 228, 4 TD
2016	Alec Morris	Sr.	SMU*	L, 34-21	4-(-22), 0 TD	24-39-3, 237, 2 TD
2016	Mason Fine	Fr.	BETHUNE	W, 41-20	8-46, 0 TD	11-22-0, 0 TD
2020	Jason Bean	So.	HBU*	W, 57-31	3-48, 1 TD	11-18-1, 217, 3 TD
2020	Austin Aune	So.	SOUTHERN MISS	L, 41-31	4-0, 0 TD	28-47-1, 382, 3 TD
2021	Jace Ruder	So.	Northwestern State*	W, 44-14	3-23, 0 TD	10-21, 131, 1 TD
2023	Stone Earle	Jr.	CALIFORNIA*	L, 58-21	7-(-10), 0 TD	12-19, 174, 3 TD
2023	Chandler Rogers	Jr.	at LA Tech	W, 40-37	9-34, 0 TD	24-41, 313, 2 TD
2024	Chandler Morris	Jr.	at South Alabama*	W, 52-38	5-17, 2 TD	32-41, 415, 3 TD
2024	Drew Mestemaker	Fr.	vs. Texas State	L, 30-28	9-55, 1 TD	26-41, 393, 2 TD

* - Season opener

DEPTH CHART

OFFENSE

Z	3 SIMEON EVANS (5-11, 208, SR.)
	4 Cameron Dorner (6-1, 195, Sr.)
Y	1 MILES COLEMAN (5-6, 159, SO.)
	10 Wyatt Young (6-0, 195, So.)
LT	67 BRAYDON NELSON (6-4, 321, SO.)
	68 Keon Johnson (6-4, 389, So.)
LG	65 GABE BLAIR (6-2, 306, SR.) OR
	53 DYLAN SHAW (6-4, 314, SO.)
C	65 GABE BLAIR (6-2, 306, SR.) OR
	70 TAY YANTA (6-4, 335, SR.)
RG	54 JOHNNY DICKSON III (6-2, 296, SO.)
	76 Desmon Magiya (6-5, 329, So.) OR
	68 Keon Johnson (6-4, 389, So.)
RT	72 JIMTO OBIDEGWU (6-5, 335, SR.)
	74 Larry Moore III (6-6, 284, Sr.)
X	80 BARON TIPTON (6-5, 201, R-FR.)
	18 Terrence Lewis (5-11, 165, Fr.)
H	10 WYATT YOUNG (6-0, 195, SO.)
	11 Dalton Carnes (5-9, 174, Jr.)
TE	6 TRE WILLIAMS III (6-3, 229, SR.) OR
	87 BRANDON YOUNG JR. (6-5, 239, SO.)
QB	17 DREW MESTEMAKER (6-4, 211, R-FR.)
	7 Reese Poffenbarger (6-0, 210, Sr.)
RB	0 MAKENZIE MCGILL II (5-9, 202, SO.)
	5 Jayden Becks (5-10, 184, Jr.) OR
	21 Kiefer Sibley (5-9, 179, So.)

DEFENSE

DE	44 BRICEON HAYES (6-3, 231, SR.)
	45 Zhaiylen Scott (6-1, 240, R-Fr.)
DT	8 RICHARD OUTLAND JR. (6-3, 288, SR.)
	98 Saadiq Clements (6-4, 290, So.) OR
	94 Jayden Williams (6-2, 298, So.)
DT	15 FATAFEHI VAILEA II (6-1, 292, SR.)
	95 Rudy Vargas Jr. (6-2, 299, Jr.) OR
	93 Terrell Washington (6-1, 307, So.)
DE	90 ETHAN DAY (6-4, 250, SO.)
	40 Keviyan Huddleston (6-2, 260, So.) OR
	97 Joshua Pierce (6-4, 250, So.)
SAM	32 ETHAN WESLOSKI (6-1, 234, JR.)
	35 JJ Jean-Louis (6-1, 228, So.)
MIKE	6 TREY FIELDS (6-0, 212, SR.)
	19 Kenton Allen (6-2, 225, Sr.)
WILL	7 SHANE WHITTER (6-0, 222, SR.)
	26 S'Maje Burrell (6-0, 213, So.)
NICKEL	30 BJ ALLEN JR. (6-0, 193, JR.) OR
	14 QUINTON HAMMONDS (6-1, 219, SO.) OR
	13 JACKSON LATAIMUA (5-11, 197, SR.)
S	0 WILL JONES II (5-10, 186, SR.)
	22 Julian Knox (6-3, 220, R-Fr.)
S	3 EVAN JACKSON (5-11, 183, JR.) OR
	12 PATRICK SMITH-YOUNG (5-9, 190, JR.)
CB	1 DAVID FISHER (5-11, 182, SR.)
	5 Chase Canada (5-11, 191, Jr.) OR
	4 Tyrane Stewart (5-11, 190, Sr.)
CB	2 DA'VEAWN ARMSTEAD (6-1, 183, SR.)
	25 Kollin Lewis (5-11, 185, So.)

SPECIAL TEAMS

K	46 MIGUEL ARENAS (6-2, 199, R-FR.) OR
	40 KALI NGUMA (5-10, 186, SO.)
P	41 SAWYER EVANS (6-3, 204, SR.)
	43 Will Hutchison (6-2, 210, So.)
H	41 SAWYER EVANS (6-3, 204, SR.)
LS	48 CADEN YATES (6-1, 226, SO.)
	49 Brodie Scoggins (6-2, 212, Fr.)
KR	5 JAYDEN BECKS (5-10, 184, JR.) OR
	8 SHANDON KING (6-2, 180, JR.)
PR	1 MILES COLEMAN (5-6, 159, SO.)
	18 Terrence Lewis (5-11, 165, Fr.)

ROSTER BY STATE

Texas	82
California	4
Louisiana	3
Maryland	3
Ohio	3
Oklahoma	3
Florida	2
Michigan	2
Mississippi	2
Arkansas	1
Georgia	1
Kansas	1
Kentucky	1
North Carolina	1
Virginia	1

ROSTER BY CLASS

Freshman	17
Redshirt Freshman	17
Sophomore	33
Junior	18
Senior	25

ROSTER BY POSITION

Cornerback	10
Defensive Line	21
Kicker	2
Linebacker	11
Long Snapper	2
Offensive Line	20
Punter	2
Quarterback	4
Running Back	7
Safety	11
Tight End	6
Wide Receiver	14

PRONUNCIATION GUIDE

Victor ADERUNGBOYE	Add-er-ung-boy	Julio MADERO IV	Muh-DARE-oh
KENTON Allen	Kent-ON	Desmond MAGIYA	muh-GEE-yuh
DA'VEAWN Armstead	Day-vee-on	DEMETRIE Morgan	DUH-me-TREE
AMARION Berry	Uh-MAR-ee-on	UGONNA NNANNA	U-gonna Nah-nah
KEELENE Bradley	Kuh-LEAN	KALI NGUMA	kaw-LEE UN-goo-MUH
S'MAJE BURRELL	SUH-mah-jay BURR-el	JIMTO OBIDEGWU	Jim-TOE Oh-BEE-day-GWOO
DADRIAN BURLESON	DEE-Adrian BURR-less-on	Kevin ODIKPO	OH-dee-poh
AVION Carter	AYE-vee-on	Divine Love ONOCHIE	Oh-NO-chee
SAADIQ Clements	Suh-DEEK	Christian PETTWAY	PET-way
JALYN DURGAN	JAY-LYNN Durr-gan	Reese POFFENBARGER	Poff-en-barger
SIMEON Evans	SIM-ee-n	JHEISON SAUNDS	JASON SAWNDS
JJ JEAN-LOUIS	JEEN-LEWIS	ZHAIYLEN Scott	ZAY-len
BRICEON Hayes	BRICE-n	KEIFER SIBLEY	KEE-fer SIB-lee
TYRESE Hunt-Thompson	TIE-Reese	TYRANE Stewart	TY-RAN
Will HUTCHISON	HUTCH-es-on	Coach Drew SVOBODA	SWUH-bode-uh
KEVIYAN Huddleston	KEV-ee-on HUDDLE-ston	FATAFEHI VAILEA II	FAH-tah-FAY-hee vye-LEE-uh
Kyle KOCH	Cook	TERRELL Washington	TUH-rell
SHANDON King	SHAN-den	Ethan WESLOSKI	wez-LOSS-key
JAYMON Lamb	JAY-mon	Shane WHITTER	WITT-urr
Jackson LATAIMUA	La-THAI-moo-uh	TAY YANTA II	TAYE YAWN-ta

UNT MEAN GREEN ROSTER

ALPHABETICAL ROSTER

NO.	PLAYER, POS.
83	Victor Aderungboye, TE
19	Kenton Allen, LB
30	BJ Allen Jr., S
46	Miguel Arenas, K
2	Da'Veawn Armstead, CB
5	Jayden Becks, RB
43	Anthony Benford II, CB
62	Amarion Berry, OL
65	Gabe Blair, OL
46	Keelene Bradley, LB
96	AJ Brown, DL
23	Tyler Brown, WR
89	Dadrian Bureson, DL
26	S'Maje Burrell, LB
5	Chase Canada, CB
11	Dalton Carnes, WR
99	Avion Carter, DL
98	Saadiq Clements, DL
1	Miles Coleman, WR
18	Isaiah Collins, CB
88	Marcellus Crutchfield, WR
90	Ethan Day, DL
47	Harrison Dempsey, S
54	Johnny Dickson III, OL
4	Cameron Dornier, WR
9	Jalyn Durgan, DL
41	Sawyer Evans, P
3	Simeon Evans, WR
53	Blake Fann, LB
6	Trey Fields, LB
1	David Fisher, CB
86	Grant Gainer, TE
20	Bryce Garza, S
66	Willie Goodacre, OL
20	Ashton Gray, RB
79	Brodie Hamilton, OL
14	Quinton Hammonds, S
24	Caleb Hawkins, RB
44	Briceon Hayes, DL
78	Santiago Hernandez, OL
40	Keviyan Huddleston, DL
9	Tyrese Hunt-Thompson, WR
37	Will Hutchison, P
3	Evan Jackson, S
36	Keenan Jackson, RB
35	JJ Jean-Louis, LB
12	Chris Jimerson Jr., QB
68	Keon Johnson, OL
0	Will Jones II, S
8	Shandon King, WR
42	Brayden Knox, DL
22	Julian Knox, S
14	Kyle Koch, WR
69	Ryan Krueger, OL
77	Jaymon Lamb, OL
13	Jackson Lataimua, S
58	Caleb Lathan, DL
81	Chris Lewis, WR
25	Kollin Lewis, CB
18	Terrence Lewis, WR
73	Julio Madero IV, OL
76	Desmond Magiya, OL
36	Jaden Manning, LB

NUMERICAL ROSTER

No.	Name	Pos.	Ht.	Wt.	Cl.	Hometown / Previous School
0	Will Jones II	S	5-10	186	Sr.	Mansfield, TX / Old Dominion
0	Makenzie McGill II	RB	5-9	202	So.	Mount Vernon, TX / Mount Vernon HS
1	Miles Coleman	WR	5-6	159	So.	Austin, TX / Vandegrift HS
1	David Fisher	CB	5-11	182	Sr.	Houston, TX / Sam Houston
2	Da'Veawn Armstead	CB	6-1	183	Sr.	Baton Rouge, LA / Sam Houston
3	Simeon Evans	WR	5-11	208	Sr.	Mansfield, TX / Sam Houston
3	Evan Jackson	S	5-11	183	Jr.	Houston, TX / North Shore HS
4	Cameron Dornier	WR	6-1	195	Sr.	New Market, MD / Shepherd
4	Tyrane Stewart	CB	5-11	190	Sr.	Osyka, MS / North Carolina
5	Jayden Becks	RB	5-10	184	Jr.	Waxahachie, TX / Missouri State
5	Chase Canada	CB	5-11	191	Jr.	Hahnville, LA / Illinois
6	Trey Fields	LB	6-0	212	Sr.	Danciger, TX / Sam Houston
6	Tre Williams III	TE	6-3	229	Sr.	Calhoun, GA / Limestone
7	Reese Poffenbarger	QB	6-0	210	Sr.	Middletown, MD / Miami
7	Shane Whitter	LB	6-0	222	Sr.	Burlington, NC / Oklahoma
8	Shandon King	WR	6-2	180	Jr.	Houston, TX / Snow College
8	Richard Outland Jr.	DL	6-3	288	Sr.	Houston, TX / Sam Houston
9	Jalyn Durgan	DL	6-4	251	Sr.	Ocean Springs, MS / South Alabama
9	Tyrese Hunt-Thompson	WR	6-1	184	Sr.	Cassopolis, MI / Ferris State
10	Wyatt Young	WR	6-0	195	So.	Katy, TX / Tompkins HS
11	Dalton Carnes	WR	5-9	174	Jr.	College Station, TX / Houston
12	Chris Jimerson Jr.	QB	5-10	166	Fr.	Fort Worth, TX / North Crowley HS
12	Patrick Smith-Young	S	5-9	190	Jr.	Sugar Land, TX / Old Dominion
13	Jackson Lataimua	S	5-11	197	Sr.	San Bruno, CA / Washington State
14	Quinton Hammonds	S	6-1	219	So.	Allen, TX / Allen HS
14	Kyle Koch	WR	6-2	192	R-Fr.	Dripping Springs, TX / Dripping Springs HS
15	Fatafehi Vailea II	DL	6-1	292	Sr.	Oakland, CA / Desert Pines (NV) HS
16	Gabe Stroud	CB	5-10	186	R-Fr.	Whitehouse, TX / Whitehouse HS
16	Tom von Grote	QB	6-3	212	R-Fr.	Trophy Club, TX / Byron Nelson HS
17	Drew Mestemaker	QB	6-4	211	R-Fr.	Austin, TX / Vandegrift HS
18	Isaiah Collins	CB	6-3	190	R-Fr.	Huntsville, TX / Texas Tech
18	Terrence Lewis	WR	5-11	165	Fr.	Brenham, TX / Bryan HS
19	Kenton Allen	LB	6-2	225	Sr.	Riverside, CA / Angelo State
20	Bryce Garza	S	6-2	185	Fr.	Wolfforth, TX / Frenship HS
20	Ashton Gray	RB	6-0	208	R-Fr.	Marion, AR / Marion HS
21	Kiefer Sibley	RB	5-9	179	So.	Waco, TX / Connally HS
21	Jaydon Smith	S	6-0	190	R-Fr.	Ingleside, TX / Ingleside HS
22	Julian Knox	S	6-3	220	R-Fr.	Fort Worth, TX / TCU
22	Landon Sides	WR	5-11	190	Jr.	Denton, TX / Guyer HS
23	Tyler Brown	WR	5-10	170	Fr.	Aubrey, TX / Aubrey HS
24	Caleb Hawkins	RB	6-2	200	Fr.	Shawnee, OK / North Rock Creek HS
25	Kollin Lewis	CB	5-11	185	So.	Gladewater, TX / Gladewater HS
26	S'Maje Burrell	LB	6-0	213	So.	Fort Worth, TX / Sam Houston
29	Kamdon McFarland	S	6-0	212	So.	Mansfield, TX / Lake Ridge HS
30	BJ Allen Jr.	S	6-0	193	Jr.	Aledo, TX / Texas
32	Ethan Wesloski	LB	6-1	234	Jr.	McKinney, TX / Boyd HS
34	Dennis Moody III	RB	5-11	165	Jr.	Frisco, TX / North Alabama
34	Brenden Reese	LB	6-2	235	Fr.	Longview, TX / Longview HS
35	JJ Jean-Louis	LB	6-1	228	So.	Centerville, OH / Iowa State
36	Keenan Jackson	RB	5-10	170	Fr.	Haltom City, TX / Haltom HS
36	Jaden Manning	LB	6-1	221	Fr.	Mansfield, TX / Legacy HS
37	Will Hutchison	P	6-2	210	So.	Fulshear, TX / Colorado State
38	Kevin Odikpo	CB	6-2	199	So.	Houston, TX / Tyler JC
39	Tramell Windham	CB	5-10	160	R-Fr.	Fort Worth, TX / Angelo State
40	Keviyan Huddleston	DL	6-2	260	So.	Tyler, TX / TCU
40	Kali Nguma	K	5-10	186	So.	Mission, TX / Sharyland HS
41	Sawyer Evans	P	6-3	204	Sr.	Arlington, TX / Texas Southern
42	Brayden Knox	DL	6-3	235	Fr.	Oklahoma City, OK / Putnam City HS
43	Anthony Benford II	CB	5-11	184	Jr.	Denton, TX / Missouri Western
44	Briceon Hayes	DL	6-3	231	Sr.	Huntsville, TX / Sam Houston

UNT MEAN GREEN ROSTER

NUMERICAL ROSTER

No.	Name	Pos.	Ht.	Wt.	Cl.	Hometown / Previous School
45	Zhaiylen Scott	DL	6-1	240	R-Fr.	Cedar Hill, TX / Cedar Hill HS
46	Miguel Arenas	K	6-2	199	R-Fr.	Flower Mound, TX / Flower Mound HS
46	Keelene Bradley	LB	6-3	222	Jr.	Fort Worth, TX / Colorado Mesa
47	Harrison Dempsey	S	5-11	210	Jr.	Gainesville, TX / Oklahoma State
48	Caden Yates	LS	6-1	226	So.	Argyle, TX / Argyle HS
49	Brodie Scoggins	LS	6-2	212	Fr.	Coppell, TX / Coppell HS
50	Edward McKee	LB	6-1	205	So.	Fort Worth, TX / Eastern Kentucky
52	Titus Roberson	DL	6-1	225	Fr.	Coppell, TX / Coppell HS
53	Blake Fann	LB	6-1	238	So.	Frisco, TX / Lone Star HS
53	Dylan Shaw	OL	6-4	314	So.	Corpus Christi, TX / Texas Tech
54	Johnny Dickson III	OL	6-2	296	Jr.	Corpus Christi, TX / Virginia Tech
56	Divine Love Onochie	DL	6-5	226	Fr.	Dallas, TX / Lake Highlands HS
58	Caleb Lathan	DL	6-4	284	R-Fr.	Plano, TX / Nevada
59	Christian Pettway	OL	6-6	259	R-Fr.	Lindale, TX / Lindale HS
60	Jordan Reasonover	OL	6-4	265	Fr.	Houston, TX / Westfield HS
62	Amarion Berry	OL	6-2	307	R-Fr.	Rowlett, TX / Rowlett HS
64	Roberto Rodriguez	OL	6-5	275	Fr.	Pasadena, TX / Deer Park HS
65	Gabe Blair	OL	6-2	306	Sr.	Denton, TX / Guyer HS
66	Willie Goodacre	OL	6-5	331	R-Fr.	Denton, TX / Syracuse
67	Braydon Nelson	OL	6-4	321	So.	Kilgore, TX / Kilgore HS
68	Keon Johnson	OL	6-4	389	So.	Akron, OH / Archbishop Hoban HS
69	Ryan Krueger	OL	6-2	303	So.	Hurst, TX / LD Bell HS
70	Tay Yanta II	OL	6-4	335	Sr.	Falls City, TX / Abilene Christian
71	Ugonna Nnanna	OL	6-4	311	Sr.	Arlington, TX / Virginia
72	Jimto Obidegwu	OL	6-5	335	Sr.	Brandywine, MD / Kent State
73	Julio Madero IV	OL	6-4	332	So.	Odessa, TX / Navarro College
74	Larry Moore III	OL	6-6	284	Sr.	Missouri City, TX / Texas Tech
76	Desmond Magiya	OL	6-5	329	So.	McKinney, TX / McKinney HS
77	Jaymon Lamb	OL	6-4	264	So.	Dallas, TX / SFA
78	Santiago Hernandez	OL	6-5	300	Fr.	Irving, TX / Ranchview HS
79	Brody Hamilton	OL	6-4	300	Fr.	Denton, TX / Guyer HS
80	Baron Tipton	WR	6-5	201	R-Fr.	Coppell, TX / Coppell HS
81	Chris Lewis	WR	6-3	192	So.	Wylie, TX / Navarro JC
82	Connor Vaughn	TE	6-4	256	Jr.	Flower Mound, TX / Tulsa
83	Victor Aderungboye	TE	6-3	248	R-Fr.	Missouri City, TX / Fort Bend Dulles HS
84	Jackson Muckelroy	TE	6-4	205	So.	Houston, TX / Incarnate Word
86	Grant Gainer	TE	6-1	240	Sr.	Akron, OH / Akron
87	Brandon Young Jr.	TE	6-5	239	So.	Mansfield, TX / Legacy HS
88	Marcellus Crutchfield	WR	6-0	200	Jr.	Tampa, FL / Toledo
89	Dadrian Burleson	DL	6-0	324	Sr.	Dallas, TX / Texas College
90	Ethan Day	DL	6-4	250	So.	Ripon, CA / Wyoming
91	Demetrie Morgan	DL	6-5	238	Jr.	Fort Myers, FL / Butler CC
92	Will Smith	DL	6-3	231	So.	Choctaw, OK / Tulsa
93	Terrell Washington	DL	6-1	307	So.	Lynchburg, VA / Northeast Mississippi CC
94	Jayden Williams	DL	6-2	298	So.	Monroe, LA / Wossman HS
95	Rudy Vargas Jr.	DL	6-2	299	Jr.	Junction City, KS / Hutchinson CC
96	AJ Brown	DL	6-3	280	Fr.	Dallas, TX / Duncanville HS
97	Joshua Pierce	DL	6-4	250	So.	Detroit, MI / Campbell
98	Saadq Clements	DL	6-4	290	So.	Henderson, KY / Louisville
99	Avion Carter	DL	6-4	280	So.	Amarillo, TX / TCU

ALPHABETICAL ROSTER

NO.	PLAYER, POS.
29	Kamdon McFarland, S
0	Makenzie McGill II, RB
50	Edward McKee, LB
17	Drew Mestemaker, QB
34	Dennis Moody III, RB
74	Larry Moore III, OL
91	Demetrie Morgan, DL
84	Jackson Muckelroy, TE
67	Braydon Nelson, OL
40	Kali Nguma, K
71	Ugonna Nnanna, OL
72	Jimto Obidegwu, OL
38	Kevin Odikpo, CB
56	Divine Love Onochie, DL
8	Richard Outland Jr., DL
59	Christian Pettway, OL
97	Joshua Pierce, DL
7	Reese Poffenbarger, QB
60	Jordan Reasonover, OL
34	Brenden Reese, LB
52	Titus Roberson, DL
64	Roberto Rodriguez, OL
49	Brodie Scoggins, LS
45	Zhaiylen Scott, DL
53	Dylan Shaw, OL
21	Kiefer Sibley, RB
22	Landon Sides, WR
21	Jaydon Smith, S
92	Will Smith, DL
12	Patrick Smith-Young, S
4	Tyrane Stewart, CB
16	Gabe Stroud, CB
80	Baron Tipton, WR
15	Fatafehi Vailea II, DL
95	Rudy Vargas Jr., DL
82	Connor Vaughn, TE
16	Tom von Grote, QB
93	Terrell Washington, DL
32	Ethan Wesloski, LB
7	Shane Whitter, LB
94	Jayden Williams, DL
6	Tre Williams III, TE
39	Tramell Windham, CB
70	Tay Yanta II, OL
48	Caden Yates, LS
10	Wyatt Young, WR
87	Brandon Young Jr., TE

COACHING STAFF

Head Coach: Eric Morris (Texas Tech, 2008)

Assoc. HC/Special Teams Coord./Tight Ends: Drew Svoboda (SFA, 1999)

Defensive Coordinator/Defensive Backs: Skyler Cassity (Auburn, 2016)

Offensive Coordinator/Wide Receivers: Jordan Davis (Texas Tech, 2014)

Passing Game Coordinator/Quarterbacks: Sean Brophy (UIW, 2018)

Run Game Coordinator/Running Backs: Patrick Cobbs (UNT, 2005)

Asst. Coach/Offensive Line: Cody Crill (Angelo State, 2002)

Asst. Coach/Defensive Tackles: Ike Eguae (Pittsburg State, 2007)

Asst. Coach/Inside Linebackers: Reggie Johnson (Louisville, 1996)

Asst. Coach/Outside LBs/Nickels: Jordan Malone (Minnesota State, 2006)

Asst. Coach/Defensive Ends: Greg Richmond (Oklahoma State, 2003)

Asst. Coach/Defensive Backs: Julian Wilson (Oklahoma, 2014)

UNT CAREER PARTICIPATION CHART

	Total GP/GS	At UNT	Consecutive Starts	2024	2023	2022	2021	2020	2019
Victor Aderungboye	3/0	3/0	-	3/0	-	-	-	-	-
Kenton Allen	19/11	-	11	12/11	7/0	-	-	-	-
BJ Allen Jr.	10/0	8/0	-	8/0	2/0	-	-	-	-
Da'Veawn Armstead	34/12	-	11	11/11	4/0	9/1	10/0	-	-
Jayden Becks	22/2	-	-	11/2	11/0	-	-	-	-
Anthony Benford II	15/0	-	-	8/0	7/0	-	-	-	-
Gabe Blair	38/37	38/37	36	1/1	11/11	14/14	12/11	-	-
Keelene Bradley	15/3	-	-	10/3	5/0	-	-	-	-
S'Maje Burrell	10/0	-	-	10/0	-	-	-	-	-
Chase Canada	9/0	-	-	9/0	-	-	-	-	-
Dalton Carnes	25/12	13/8	-	13/8	12/4	-	-	-	-
Avion Carter	4/0	-	-	3/0	1/0	-	-	-	-
Saadig Clements	2/0	-	-	2/0	-	-	-	-	-
Miles Coleman	11/2	11/2	2	11/2	-	-	-	-	-
Marcellus Crutchfield	11/0	-	-	-	4/0	6/0	1/0	-	-
Ethan Day	14/0	-	-	12/0	2/0	-	-	-	-
Harrison Dempsey	1/0	1/0	-	1/0	-	-	-	-	-
Johnny Dickson III	20/6	10/6	6	10/6	10/0	-	-	-	-
Cameron Dörner	33/17	-	1	11/10	8/5	14/2	-	-	-
Jalyn Durgan	13/0	-	-	13/0	-	-	-	-	-
Sawyer Evans	37/0	25/0	-	13/0	12/0	-	10/0	2/0 (21S)	-
Simeon Evans	28/7	-	4	13/6	10/0	5/1	-	-	-
Blake Fann	13/0	13/0	-	13/0	-	-	-	-	-
Trey Fields	49/12	-	7	13/12	11/0	4/0	12/0	8/0	-
David Fisher	33/28	-	28	13/13	11/11	9/4	-	-	-
Grant Gainer	23/0	-	-	7/0	10/0	6/0	-	-	-
Ashton Gray	3/0	3/0	-	3/0	-	-	-	-	-
Quinton Hammonds	13/5	13/5	4	13/5	-	-	-	-	-
Briceon Hayes	34/5	-	-	13/1	11/2	4/2	6/0	-	-
Keviyan Huddleston	3/0	-	-	2/0	1/0	-	-	-	-
Tyrese Hunt-Thompson	36/27	-	7	3/3	11/9	12/11	10/4	-	-
Evan Jackson	25/11	25/11	-	13/9	12/2	-	-	-	-
JJ Jean-Louis	9/0	6/0	-	6/0	3/0	-	-	-	-
Keon Johnson	12/0	12/0	-	12/0	-	-	-	-	-
Will Jones II	43/21	-	12	11/11	10/2	12/6	-	7/2	3/0
Xzavior Kautai	34/5	34/5	-	10/0	12/5	12/0	-	-	-
Julian Knox	4/0	-	-	4/0	-	-	-	-	-
Kyle Koch	3/0	3/0	-	3/0	-	-	-	-	-
Jaymon Lamb	9/7	-	1	9/7	-	-	-	-	-
Jackson Lataimua	33/13	-	1	11/6	12/7	10/0	-	-	-
Kollin Lewis	13/1	13/1	-	10/1	3/0	-	-	-	-
Chris Lewis	3/0	-	-	-	3/0	-	-	-	-
Desmond Magiya	10/0	10/0	-	8/0	2/0	-	-	-	-
Kamdon McFarland	12/0	12/0	-	12/0	-	-	-	-	-
Makenzie McGill II	13/0	13/0	-	13/0	-	-	-	-	-
Drew Mestemaker	5/1	5/1	1	5/1	-	-	-	-	-
Dennis Moody III	21/2	-	-	10/2	11/0	-	-	-	-
Larry Moore III	26/6	24/6	-	12/6	12/0	-	2/0	-	-
Demetrie Morgan	10/0	-	-	-	8/0	2/0	-	-	-
Braydon Nelson	12/11	12/11	11	12/11	-	-	-	-	-
Kali Nguma	13/0	13/0	-	13/0	-	-	-	-	-
Ugonna Nnanna	29/9	-	-	12/3	8/6	2/0	6/0	1/0	-
Jimto Obidegwu	32/23	-	20	11/11	9/9	4/1	8/2	-	-
Richard Outland Jr.	30/11	-	5	13/11	-	8/0	9/0	-	-
Joshua Pierce	11/0	-	-	9/0	2/0	-	-	-	-
Reese Poffenbarger	30/26	-	-	4/0	15/15	11/11	-	-	-
Zhaiylen Scott	4/0	4/0	-	4/0	-	-	-	-	-
Dylan Shaw	3/0	-	-	3/0	-	-	-	-	-
Kiefer Sibley	8/1	8/1	-	8/1	-	-	-	-	-
Landon Sides	23/5	23/5	2	12/3	11/2	-	-	-	-
Will Smith	6/0	-	-	6/0	-	-	-	-	-
Patrick Smith-Young	26/12	16/7	-	10/5	12/7	4/0	-	-	-
Taylor Starling	17/5	17/5	-	13/4	4/1	-	-	-	-
Tyrane Stewart	10/1	-	-	10/1	-	-	-	-	-
Gabe Stroud	4/0	4/0	-	4/0	-	-	-	-	-
Baron Tipton	3/0	3/0	-	3/0	-	-	-	-	-
Fatafehi Vailea II	38/26	38/26	1	13/7	11/8	14/11	-	-	-
Connor Vaughn	23/2	-	-	11/2	12/0	-	-	-	-
Ethan Wesloski	27/21	27/21	-	13/10	12/11	2/0	-	-	-
Shane Whitter	51/5	12/5	-	12/5	13/0	4/0	13/0	9/0	-
Jayden Williams	9/0	9/0	-	9/0	-	-	-	-	-
Tre Williams III	28/16	-	12	11/11	8/3	9/2	-	-	-
Tramell Windham	1/0	-	-	1/0	-	-	-	-	-
Tay Yanta II	36/36	-	36	14/14	11/11	11/11	-	-	-
Caden Yates	11/0	11/0	-	11/0	-	-	-	-	-
Wyatt Young	13/4	13/4	1	13/4	-	-	-	-	-
Brandon Young Jr.	10/1	10/1	-	10/1	-	-	-	-	-


THE PATH TO DENTON

PATH TO DENTON	2025	2024	2023	2022	2021
<p>POWER FOUR TRANSFERS</p> <p>18 TOTAL 2025: 11 2024: 4 2023: 3</p>	<p>Chase Canada (Illinois) Avion Carter (TCU) Saadiq Clements (Louisville) Isaiah Collins (Texas Tech) Willie Goodacre (Syracuse) Keviyann Huddleston (TCU) Julian Knox (TCU) Ugonna Nnanna (Virginia) Reese Poffenbarger (Miami) Dylan Shaw (Texas Tech) Tyrane Stewart (North Carolina)</p>	<p>BJ Allen Jr. (Texas) Dalton Carnes (Houston) JJ Jean-Louis (Iowa State) Shane Whitter (Oklahoma)</p>	<p>Harrison Dempsey (Oklahoma St.) Larry Moore III (Texas Tech)</p>		
<p>OTHER FBS TRANSFERS</p> <p>20 TOTAL 2025: 20</p>	<p>Da'Veawn Armstead (Sam Houston) Jayden Becks (Missouri St.) S'Maje Burrell (Sam Houston) Marcellus Crutchfield (Toledo) Ethan Day (Wyoming) Jalyn Durgan (South Alabama) Simeon Evans (Sam Houston) Trey Fields (Sam Houston) David Fisher (Sam Houston) Grant Gainer (Akron) Briceon Hayes (Sam Houston) Will Hutchison (Colorado St.) Will Jones II (Old Dominion) Jackson Lataimua (Washington St.) Caleb Lathan (Nevada) Jimto Obidegwu (Kent St.) Richard Outland Jr. (Sam Houston) Will Smith (Tulsa) Patrick Smith-Young (Old Dominion) Connor Vaughn (Tulsa)</p>				
<p>NON-FBS TRANSFERS</p> <p>22 TOTAL 2025: 20 2023: 1 2022: 1</p>	<p>Kenton Allen (Angelo St.) Anthony Benford II (Missouri Western) Keelene Bradley (Colorado Mesa) Cameron Dornier (Sheperd) Tyrese Hunt-Thompson (Ferris St.) Jaymon Lamb (SFA) Chris Lewis (Navarro College) Julio Madero IV (Navarro College) Edward McKee (Eastern Kentucky) Dennis Moody (North Alabama) Demetrie Morgan (Butler CC) Jackson Muckelroy (UIW) Shandon King (Snow College) Kevin Odikpo (Tyler JC) Joshua Pierce (Campbell) Rudy Vargas Jr. (Hutchinson CC) Terrell Washington (NE Mississippi CC) Tre Williams III (Limestone) Tramell Windham (Angelo St.) Tay Yanta II (ACU)</p>		<p>Dadrian Burleson (Texas College)</p>	<p>Sawyer Evans (TXSO)</p>	
<p>HIGH SCHOOL SIGNEES</p> <p>50 TOTAL 2025: 17 2024: 19 2023: 11 2022: 1 2021: 2</p>	<p>AJ Brown Tyler Brown Bryce Garza Brody Hamilton Caleb Hawkins Santiago Hernandez Keenan Jackson Chris Jimerson Jr. Brayden Knox Terrence Lewis Jaden Manning Divine Love Onochie Jordan Reasonover Brenden Reese Roberto Rodriguez Titus Roberson Brodie Scoggins</p>	<p>Miguel Arenas Victor Aderungboye Amarijon Berry Miles Coleman Ashton Gray Quinton Hammonds Drew Mestemaker Braydon Nelson Kyle Koch Christian Pettway Zhaiylen Scott Kiefer Sibley Jaydon Smith Gabe Stroud Baron Tipton Tom von Grote Jayden Williams Wyatt Young Brandon Young Jr.</p>	<p>Blake Fann Evan Jackson Keon Johnson Ryan Krueger Kollin Lewis Desmond Magiya Kamdon McFarland Makenzie McGill II Kali Nguma Landon Sides Caden Yates</p>	<p>Ethan Wesloski</p>	<p>Gabe Blair Fatafehi Vailea II</p>

PLAYER CAPSULES - OFFENSE

OL

BRAYDON NELSON
So. • 6-4 • 321




67

Year	GP/GS
2025	--
Career	12/11

OL

GABE BLAIR
Sr. • 6-2 • 306



65

Year	GP/GS
2025	--
Career	38/37

OL

TAY YANTA II
Sr. • 6-4 • 335



70

Year	GP/GS
2025	--
Career	36/36

OL

JOHNNY DICKSON III
So. • 6-2 • 296



54

Year	GP/GS
2025	--
Career	20/6

OL

JIMTO OBIDEGWU
Sr. • 6-5 • 335



72

Year	GP/GS
2025	--
Career	32/23

WR

MILES COLEMAN
So. • 5-6 • 159




1

Year	Rec.	Yds.	TD
2025	--	--	--
Career	36	378	2

WR

DYLAN SHAW
So. • 6-4 • 314



53

Year	GP/GS
2025	--
Career	3/0

GAME HIGHS		
Season	Career	
Rec.	8 (TEM, '24)	
Yds.	104 (TXST, '24)	
TD	1 (2x)	

BARON TIPTON
R-Fr. • 6-5 • 201



80

Year	Rec.	Yds.	TD
2025	--	--	--
Career	1	8	--

GAME HIGHS		
Season	Career	
Rec.	1 (TLS, '24)	
Yds.	8 (TLS, '24)	
TD	--	

QB

DREW MESTEMAKER
R-Fr. • 6-4 • 211



17

Year	Cmp/Att	Yds.	TD
2025	--	--	--
Career	30/46	462	2

GAME HIGHS		
Season	Career	
Cmp.	26 (TXST, '24)	
Att.	41 (TXST, '24)	
Yds.	393 (TXST, '24)	
TD	2 (TXST, '24)	

REESE POFFENBARGER
Sr. • 6-0 • 210



7

Year	Cmp/Att	Yds.	TD
2025	--	--	--
Career	510/848	6,622	60

GAME HIGHS		
Season	Career	
Cmp.	33 (NOVA, '22)	
Att.	44 (SDST, '23)	
Yds.	412 (FORD, '22)	
TD	4 (7x)	

WR

CAMERON DORNER
Sr. • 6-1 • 195



4

Year	Rec.	Yds.	TD
2025	--	--	--
Career	119	1,467	13

GAME HIGHS		
Season	Career	
Rec.	10 (EDIN, '23)	
Yds.	201 (EDIN, '23)	
TD	2 (2x)	

SIMEON EVANS
Sr. • 5-11 • 208



3

Year	Rec.	Yds.	TD
2025	--	--	--
Career	72	747	6

GAME HIGHS		
Season	Career	
Rec.	11 (MTSU, '23)	
Yds.	110 (MTSU, '23)	
TD	2 (LIB, '24)	

TE

TRE WILLIAMS III
Sr. • 6-3 • 229



6

Year	Rec.	Yds.	TD
2025	--	--	--
Career	78	905	11

GAME HIGHS		
Season	Career	
Rec.	8 (Mars Hill, '24)	
Yds.	124 (CAT, '24)	
TD	2 (2x)	

WR

DALTON CARNES
Jr. • 5-9 • 174



11

Year	Rec.	Yds.	TD
2025	--	--	--
Career	49	634	3

GAME HIGHS		
Season	Career	
Rec.	5 (2x)	
Yds.	90 (WYO, '24)	
TD	1 (3x)	

BRANDON YOUNG JR.
So. • 6-5 • 239



87

Year	Rec.	Yds.	TD
2025	--	--	--
Career	3	7	--

GAME HIGHS		
Season	Career	
Rec.	2 (TXST, '24)	
Yds.	4 (TEM, '24)	
TD	--	

RB

MAKENZIE MCGILL II
So. • 5-9 • 202



0

Year	Att.	Yds.	TD
2025	--	--	--
Career	78	470	10

GAME HIGHS		
Season	Career	
Att.	14 (TEM, '24)	
Yds.	155 (TEM, '24)	
TD	3 (WYO, '24)	
Long	51 (TEM, '24)	

JAYDEN BECKS
Jr. • 5-10 • 184



5

Year	Att.	Yds.	TD
2025	--	--	--
Career	106	610	9

GAME HIGHS		
Season	Career	
Att.	13 (SDST, '24)	
Yds.	108 (UNI, '24)	
TD	2 (3x)	
Long	59 (MURR, '24)	

WYATT YOUNG
So. • 6-0 • 195



10

Year	Rec.	Yds.	TD
2025	--	--	--
Career	18	295	2

GAME HIGHS		
Season	Career	
Rec.	3 (SFA, '24)	
Yds.	75 (TTU, '24)	
TD	1 (2x)	

PLAYER CAPSULES - DEFENSE

DE

BRICEON HAYES
Sr. • 6-3 • 231



44

Year	Tkls	TFL	Sacks
2025	--	--	--
Career	64	10.0	6.0

GAME HIGHS		
Season	Career	
Tkls	--	6 (NMSU, '24)
TFL	--	2.0 (HAW, '24)
Sacks	--	1.0 (5x)

DT

RICHARD OUTLAND JR.
Sr. • 6-3 • 288



8

Year	Tkls	TFL	Sacks
2025	--	--	--
Career	29	7.0	3.5

GAME HIGHS		
Season	Career	
Tkls	--	5 (ACU, '22)
TFL	--	2.0 (GASO, '24)
Sacks	--	1.0 (3x)

DT

JAYDEN WILLIAMS
So. • 6-2 • 298



94

Year	Tkls	TFL	Sacks
2025	--	--	--
Career	5	--	--

GAME HIGHS		
Season	Career	
Tkls	--	2 (USA, '24)
TFL	--	--
Sacks	--	--

DT

FATAFEHI VAILEA II
Sr. • 6-1 • 292



15

Year	Tkls	TFL	Sacks
2025	--	--	--
Career	78	5.5	3.0

GAME HIGHS		
Season	Career	
Tkls	--	7 (2x)
TFL	--	1.5 (TXST, '24)
Sacks	--	1.5 (TXST, '24)

DE

ETHAN DAY
So. • 6-4 • 250



90

Year	Tkls	TFL	Sacks
2025	--	--	--
Career	19	1.0	0.5

GAME HIGHS		
Season	Career	
Tkls	--	3 (2x)
TFL	--	0.5 (2x)
Sacks	--	0.5 (WSU, '24)

ZHAIYLEN SCOTT

R-Fr. • 6-1 • 240



45

Year	Tkls	TFL	Sacks
2025	--	--	--
Career	2	--	--

GAME HIGHS		
Season	Career	
Tkls	--	1 (2x)
TFL	--	--
Sacks	--	--

SAM

ETHAN WESLOSKI
Jr. • 6-1 • 234



32

Year	Tkls	TFL	Sacks
2025	--	--	--
Career	120	12.5	5.5

GAME HIGHS		
Season	Career	
Tkls	--	9 (2x)
TFL	--	2.0 (2x)
Sacks	--	1.0 (4x)

MIKE

TREY FIELDS
Sr. • 6-0 • 212



6

Year	Tkls	TFL	Sacks
2025	--	--	--
Career	151	8.0	1.0

GAME HIGHS		
Season	Career	
Tkls	--	12 (UCF, '24)
TFL	--	2.0 (RICE, '24)
Sacks	--	0.5 (2x)

WILL

SHANE WHITTER
Sr. • 6-0 • 222



7

Year	Tkls	TFL	Sacks
2025	--	--	--
Career	97	5.0	--

GAME HIGHS		
Season	Career	
Tkls	--	8 (TXST, '24)
TFL	--	1.5 (2x)
Sacks	--	--

KEVIYAN HUDDLESTON

So. • 6-2 • 260



40

Year	Tkls	TFL	Sacks
2025	--	--	--
Career	1	--	--

GAME HIGHS		
Season	Career	
Tkls	--	1 (NICH, '24)
TFL	--	--
Sacks	--	--

CB

DAVID FISHER
Sr. • 5-11 • 182



1

Year	Tkls	PBU	INT
2025	--	--	--
Career	82	11	4

GAME HIGHS		
Season	Career	
Tkls	--	8 (TARL, '22)
PBU	--	2 (2x)
INT	--	1 (4x)

NICKEL

BJ ALLEN JR.
Jr. • 6-0 • 193



30

Year	Tkls	PBU	FF
2025	--	--	--
Career	8	--	1

GAME HIGHS		
Season	Career	
Tkls	--	3 (2x)
PBU	--	--
FF	--	1 (ARMY, '24)

S

WILL JONES II
Sr. • 5-10 • 186



0

Year	Tkls	PBU	INT
2025	--	--	--
Career	107	6	4

GAME HIGHS		
Season	Career	
Tkls	--	8 (UCF, '22)
PBU	--	1 (6x)
INT	--	1 (4x)

S

EVAN JACKSON
Jr. • 5-11 • 183



3

Year	Tkls	PBU	INT
2025	--	--	--
Career	86	5	4

GAME HIGHS		
Season	Career	
Tkls	--	11 (UTSA, '23)
PBU	--	1 (5x)
INT	--	2 (TULS, '24)

CB

DA'VEAWN ARMSTEAD
Sr. • 6-1 • 183



2

Year	Tkls	PBU	INT
2025	--	--	--
Career	53	11	1

GAME HIGHS		
Season	Career	
Tkls	--	5 (2x)
PBU	--	2 (4x)
INT	--	1 (TARL, '22)

TYRANE STEWART

Sr. • 5-11 • 190



4

Year	Tkls	PBU	INT
2025	--	--	--
Career	9	--	--

GAME HIGHS		
Season	Career	
Tkls	--	3 (MINN, '24)
PBU	--	--
INT	--	--

QUINTON HAMMONDS

So. • 6-1 • 219



14

Year	Tkls	PBU	INT
2025	--	--	--
Career	52	1	1

GAME HIGHS		
Season	Career	
Tkls	--	10 (2x)
PBU	--	1 (TEM, '24)
INT	--	1 (ECU, '24)

JACKSON LATAMUA

Sr. • 5-11 • 197



13

Year	Tkls	PBU	INT
2025	--	--	--
Career	68	2	1

GAME HIGHS		
Season	Career	
Tkls	--	7 (2x)
PBU	--	1 (2x)
INT	--	1 (CSU, '23)

PATRICK SMITH-YOUNG

Jr. • 5-9 • 190



12

Year	Tkls	PBU	INT
2025	--	--	--
Career	121	2	1

GAME HIGHS		
Season	Career	
Tkls	--	11 (TULS, '23)
PBU	--	1 (2x)
INT	--	1 (ECU, '24)

KOLLIN LEWIS

So. • 5-11 • 185











25

Year	Tkls	PBU	INT
2025	--	--	--
Career	14	1	--

GAME HIGHS		
Season	Career	
Tkls	--	3 (2x)
PBU	--	1 (MEM, '24)
INT	--	--

PLAYER CAPSULES - SPECIAL TEAMS


KR				PR				LS				PK				P			
JAYDEN BECKS Jr. • 5-10 • 184				MILES COLEMAN So. • 5-6 • 159				CADEN YATES So. • 6-1 • 226				MIGUEL ARENAS R-Fr. • 6-2 • 199				SAWYER EVANS Sr. • 6-3 • 204			
 5				 1				 48				 46				 41			
Year	No.	Yds.	TD	Year	No.	Yds.	TD	Year	No.	Yds.	TD	Year	FGM/ATT	Pct.	Long	Year	Punts	Avg.	Long
2025	--	--	--	2025	--	--	--	2025	--	--	--	2025	--	--	--	2025	--	--	--
Career	34	717	1	Career	2	-4	--	Career	--	--	--	Career	--	--	--	Career	134	40.6	64
GAME HIGHS				GAME HIGHS				GAME HIGHS				GAME HIGHS							
	Season	Career			Season	Career			Season	Career			Season	Career			Season	Career	
No.	--	6 (YSU, '23)		No.	--	2 (TEM, '24)		No.	--	--		FGM	--	--		Punts	--	9 (TEM, '24)	
Yds.	--	135 (MURR, '24)		Yds.	--	-4 (TEM, '24)		FGA	--	--		FGA	--	--		Long	--	64 (LT, '23)	
TD	--	1 (MURR, '24)		Long	--	0 (TEM, '24)		Long	--	--		Long	--	--		In 20	--	3 (TULS, '23)	
SHANDON KING Jr. • 6-2 • 180				TERRENCE LEWIS Fr. • 5-11 • 165				KALI NGUMA So. • 5-10 • 186											
 8				 18				 40											
Year	No.	Yds.	TD	Year	No.	Yds.	TD	Year	FGM/ATT	Pct.	Long								
2025	--	--	--	2025	--	--	--	2025	--	--	--								
Career	--	--	--	Career	--	--	--	Career	11/16	68.7	46								
GAME HIGHS				GAME HIGHS				GAME HIGHS											
	Season	Career			Season	Career			Season	Career									
No.	--	--		No.	--	--		FGM	--	3 (WYO, '24)									
Yds.	--	--		Yds.	--	--		FGA	--	3 (WYO, '24)									
Long	--	--		Long	--	--		Long	--	46 (FAU, '24)									

GAME-BY-GAME OFFENSIVE STARTERS

OPPONENT	Z	Y	X	H	RB	QB	LT	LG	C	RG	RT
Lamar											
at Western Michigan											
Washington State											
at Army											
South Alabama											
South Florida											
UTSA											
at Charlotte											
Navy											
at UAB											
at Rice											
Temple											

GAME-BY-GAME DEFENSIVE STARTERS

OPPONENT	DE	DT	DT	DE	SAM	MIKE	WILL	S	S	CB	CB
Lamar											
at Western Michigan											
Washington State											
at Army											
South Alabama											
South Florida											
UTSA											
at Charlotte											
Navy											
at UAB											
at Rice											
Temple											



564

UNIQUE SCORES
in UNT Football History

40-28

LAST SCORIGAMI

Nov. 23, 2024 vs. East Carolina

Most Common Final Scores in UNT Football History

Score	Times	Last Occurrence	UNT Record
6-0	24	Oct. 23, 1954, Loss vs. UTEP	12-12
13-0	14	Oct. 28, 2000, Win at Louisiana	8-6
14-0	12	Sept. 26, 1953, Loss vs. Arizona St.	6-6
7-6	12	Oct. 24, 1981, Loss vs. UTA	7-5
0-0	12	Oct. 26, 1985, Tie at McNeese	0-0-12
14-6	11	Oct. 28, 2006, Loss at Troy	2-9
14-7	10	Sept. 22, 2012, Loss vs. Troy	8-2
20-17	9	Nov. 13, 2021, Win vs. UTEP	4-5
20-7	9	Aug. 31, 2000, Loss vs. Baylor	5-4
20-0	9	Nov. 9, 1985, Win vs. Lamar	5-4

74

MOST COMMON WINNING SCORE

Has occurred 62 times with the last occurrence being a 14-3 loss vs. Army on Nov. 9, 2024.
Next Closest: 27 points, 50 times

74

SCORIGAMIS UNDER MORRIS

North Texas has had 14 games end with a unique final score under HC Eric Morris. The Mean Green are 6-8 in those games.

What is Scorigami?

Scorigami is the art of building final scores that have never happened before. Jon Bois developed the concept to find unique scores in NFL history. This chart was inspired by UCF, the first known FBS program to implement Scorigami to track the most common scores in program history.

How do I read this chart?

The winning team's score is along the top (horizontal axis) and the losing team's score is along the left (vertical axis). Scores marked in light green have happened, scores in white have not yet happened, scores in dark green are impossible. The bottom half is all dark green because the losing team can not score more points than the winning team. The number in the green square represents the amount of UNT games with that final score.

THE LAST TIME A UNT PLAYER...

INDIVIDUAL RUSHING

Rushed for 100+ yards	155, Makenzie McGill II at Temple (11/30/24)
Had 100+ yards rushing at halftime.....	146, Makenzie McGill II at Temple (11/30/24)
Had consecutive games w/ 100+ rush yards.....	Adeyi & Adaway, 2 games (11/18-11/25/23)
Had 3 consecutive games w/ 100+ rush yards.....	Ayo Adeyi, 3 games (9/16-10/7/23)
Had 4 consecutive games w/ 100+ rush yards.....	DeAndre Torrey, 4 games (10/27-11/24/18)
Had 100+ rushing yards (QB).....	169, Jason Bean at MTSU (10/17/20)
Rushed for 150+ yards	155, Makenzie McGill II at Temple (11/30/24)
Rushed for 200+ yards	244, DeAndre Torrey vs. Northwestern St. (9/4/21)
Rushed for 250+ yards	251, Brandin Byrd at Tulsa (11/30/13)
Rushed for 300+ yards	313, Lance Dunbar vs. MTSU (12/3/11)
Had 30+ rushing attempts	30, Jeffery Wilson at Southern Miss (9/30/17)
Had 35+ rushing attempts	40, Lance Dunbar vs. MTSU (12/3/11)
Had 40+ rushing attempts	40, Lance Dunbar vs. MTSU (12/3/11)
Rushed for 2+ TDs	2, Makenzie McGill II at Temple (11/30/24)
Rushed for 3+ TDs	3, Shane Porter at UTSA (11/15/24)
Rushed for 4+ TDs	4, Lance Dunbar vs. MTSU (12/3/11)
Rushed for 5+ TDs	Never
Had a 50+ yard rushing play	70, Drew Mestemaker vs. Texas State (1/3/25)*
Had a 60+ yard rushing play	70, Drew Mestemaker vs. Texas State (1/3/25)*
Had a 70+ yard rushing play	70, Drew Mestemaker vs. Texas State (1/3/25)*
Had an 80+ yard rushing play	80, Damashja Harris vs. SFA (9/7/24)*
Had a 90+ yard rushing play	92, Ayo Adeyi vs. LA Tech (10/15/22)*

INDIVIDUAL PASSING

Passed for 250+ yards	393, Drew Mestemaker vs. Texas State (1/3/25)
Passed for 300+ yards	393, Drew Mestemaker vs. Texas State (1/3/25)
Had 300+ yards at halftime	384, Austin Aune vs. Florida International (11/5/22)
Passed for 400+ yards	449, Chandler Morris vs. Tulane (10/26/24)
Passed for 500+ yards	601, Daniel Meager at SMU (9/8/07)
Passed for 600+ yards	601, Daniel Meager at SMU (9/8/07)
Passed for 3+ TDs.....	3, Chandler Morris vs. East Carolina (11/23/24)
Passed for 4+ TDs.....	4, Chandler Morris at FAU (10/12/24)
Passed for 4+ TDs in a half.....	4, Chandler Rogers, second half, vs. Memphis (10/28/23)
Passed for 5+ TDs.....	5, Chandler Morris vs. Tulsa (9/28/24)
Passed for 5+ TDs in a half.....	5, Austin Aune, first half vs. Florida International (11/5/22)
Passed for 6+ TDs.....	7, Mason Fine vs. UTEP (11/2/19)
Passed for 7+ TDs.....	7, Mason Fine vs. UTEP (11/2/19)
Passed for 8+ TDs.....	8, Giovanni Vizza vs. Navy (11/10/07)
Had 30+ completions.....	38, Chandler Morris vs. East Carolina (11/23/24)
Had 40+ completions.....	40, Mason Fine vs. SMU (9/1/18)
Had 40+ attempts	41, Drew Mestemaker vs. Texas State (1/3/25)
Had 50+ attempts	57, Chandler Morris vs. Tulane (10/26/24)
Had 60+ attempts	61, Chandler Morris at Memphis (10/19/24)
Had a 50+ yard passing play.....	57, Drew Mestemaker to Damon Ward Jr. vs. Texas State (1/3/25)
Had a 60+ yard passing play.....	75, Chandler Morris to DT Sheffield at Memphis (10/19/24)*
Had a 70+ yard passing play.....	75, Chandler Morris to DT Sheffield at Memphis (10/19/24)*
Had an 80+ yard passing play.....	96, Chandler Morris to Blair Conwright vs. Tulsa (9/28/24)*

* Scored a touchdown on the play

UNT QUICK FACTS

Location	Denton, Texas
Founded	1890
President	Dr. Harrison Keller
Enrollment	40,796
Athletic Director	Jared Mosley
Nickname	Mean Green
Colors	Green and White
Home Field	DATCU Stadium
Capacity	30,100
Surface	Field Turf Cool Play
First Year of Football	1913
Years of Football	109
Conference	American Athletic Conference
Head Coach	Eric Morris
Overall Record	35-32 (7th Season)
Record at UNT	11-14 (6-10)
Primary Offense	Multiple
Primary Defense	3-3-5

UNT TEAM RECORD

Overall	549-548-34
FBS Overall	267-435-12
FBS Home	132-121-3
FBS Away	124-278-9
FBS Neutral	11-36
Since DIV 1-A (1995)	139-223
DATCU Stadium Record	52-31

VS. FBS CONFERENCES

American	39-80
ACC	16-48-1
Big 12	28-76-1
Big Ten	0-3
CUSA	90-59-6
Independent	0-0
MAC	3-6
Mountain West	18-35-1
Pac 12	2-9
SEC	5-63
Sun Belt	73-68-3

CURRENT TEAM STREAKS

Wins	0
Home Wins	0
Away Wins	1
American Wins	1
American Losses	0
Losses	1
Home Losses	3
Away Losses	0
Non-conference Wins	0
Non-conference Losses	1



collegepressbox is the official media website for Division I football. Access and download game notes, quotes, statistics, media guides, headshots, logos and more for all FBS schools, conferences, postseason games, awards and the College Football Playoff. For access, please register for an account at collegepressbox.com/register.

THE LAST TIME A UNT PLAYER...

INDIVIDUAL RECEIVING

Caught 10+ passes	11, DT Sheffield at FAU (10/12/24)
Caught 11+ passes.....	11, DT Sheffield. at FAU (10/12/24)
Caught 12+ passes	12, Damon Ward Jr. at South Alabama (8/31/24)
Caught 15+ passes	15, Carlos Harris vs USM (10/18/14)
Had 100+ receiving yards.....	133, Damon Ward Jr.; 104, Miles Coleman vs. Texas State (1/3/25)
Had 100+ yards receiving at halftime	104, Miles Coleman vs. Texas State (1/3/25)
Had 100+ yards receiving in second half	164, Damon Ward Jr. at South Alabama (8/31/24)
Had consecutive games w/ 100+ rec. yards.....	DT Sheffield, 3 games (10/12-10/26/2024)
Had 3 consecutive games w/ 100+ rec. yards.....	DT Sheffield, 3 games (10/12-10/26/2024)
Had 150+ receiving yards.....	230, Damon Ward Jr. at South Alabama (8/31/24)
Had 200+ receiving yards.....	230, Damon Ward Jr. at South Alabama (8/31/24)
Had 250+ receiving yards.....	327, Casey Fitzgerald at SMU (9/8/07)
Had 300+ receiving yards.....	327, Casey Fitzgerald at SMU (9/8/07)
Had 2+ receiving TDs	2, Blair Conwright vs. East Carolina (11/23/24)
Had 3+ receiving TDs	3, DT Sheffield vs. SFA (9/7/24)
Had 3+ receiving TDs in a half	First Half, DT Sheffield vs. SFA (9/7/24)
Had 4+ receiving TDs	4, Jaelon Darden at UTEP (12/11/20)
Had 5+ receiving TDs	5, Casey Fitzgerald vs. Navy (11/10/07)
Had consecutive games w/ rec. TD	Blair Conwright (11/15-11/23/24)
Had 5+ consecutive games w/ rec. TD	DT Sheffield, 5 games (9/21-10/26/24)
Had 8+ consecutive games w/ rec. TD	Ja'Mori Maclin, 8 games (9/2-10/28/23)
Had 10+ consecutive games w/ rec. TD	Jaelon Darden, 10 games (11/30/19-12/11/20)
Had 100+ receiving yards (RB)	106, Antoine Jimmerson vs. Louisiana (10/16/12)

* Scored a touchdown on the play | ** Also 100+ rec. yards to open a season

INDIVIDUAL DEFENSE

Had 15+ tackles.....	16 (10 solo/6 assist), Jaylen Smith vs. East Carolina (11/23/24)
Had 20+ tackles.....	21 (9 solo/12 assist), Chris Hurd at Air Force (9/13/03)
Had 10+ solo tackles	10, Jaylen Smith vs. East Carolina (11/23/24)
Had 3+ sacks.....	3.0, Mazin Richards vs. LA Tech (10/15/22)
Had 4+ tackles for loss	4.0, KD Davis at Missouri (10/9/21)
Had 2+ interceptions	2, Evan Jackson vs. Tulsa (9/28/24)
Had 3+ interceptions	3, Ken Fontno vs. Wichita State (11/20/71)
Returned an interception for a TD	58 yards by Ridge Texada vs. FAU (10/1/22)
Had 4+ pass breakups	4, Ridge Texada vs. Florida Atlantic (10/1/22)
Returned a fumble for a TD	37 yards by Grayson Murphy; 53 yards by KD Davis at Southern Miss (11/6/21)

INDIVIDUAL SPECIAL TEAMS

Made 3+ field goals	3, Kali Nguma vs. Wyoming (9/21/24)
Made 4+ field goals	4, Noah Rauschenberg at LA Tech (9/16/23)
Made 5+ field goals	4, Noah Rauschenberg at LA Tech (9/16/23)
Made a 50+ yard field goal	51, Ethan Mooney at Charlotte (10/26/19)
Made a 60+ yard field goal	61, Garrett Courtney vs. Idaho (10/31/98)
Made a GW FG with less than 1:00 remaining.....	0:00, 32 yards, Noah Rauschenberg vs. UAB (11/25/23)
Had a 60+ yard punt.....	62, Sawyer Evans vs. UAB (11/25/23)
Had a 70+ yard punt.....	70, Berna Rodriguez vs. Miami (OH) (12/23/21)
Had an 80+ yard punt.....	92, Toby Gowin vs. Vanderbilt (10/12/96)
Had a 90+ yard punt.....	92, Toby Gowin vs. Vanderbilt (10/12/96)
Returned a kickoff for a TD.....	99 yards by Kaylon Horton at UNLV (9/17/22)
Returned a punt for a TD.....	90 yards by Keegan Brewer at Arkansas (9/15/18)
Blocked a punt.....	Alphie Guillory Jr. vs. Tulsa (9/28/24)
Blocked 2+ punts.....	vs. Old Dominion (10/28/17)
Blocked a FG.....	DeShawn Gaddie at MTSU (10/17/20)
Blocked a PAT	Roderick Brown vs. California (9/2/23)
Returned a blocked punt for a TD	0 yards, C.J. Garnett at South Alabama (8/31/24)
Returned a blocked FG for a TD	66 yards, Phillip Littlejohn vs. Idaho (10/4/97)

THE LAST TIME A UNT OPPONENT...

RUSHING OFFENSE

Rushed for 150+ yards	201, Texas State (1/3/25)
Rushed for 200+ yards	201, Texas State (1/3/25)
Rushed for 250+ yards	255, East Carolina (11/23/24)
Rushed for 300+ yards	302, UTSA (11/15/24)
Rushed for 400+ yards	500, App St. (12/21/20)
Rushed for 500+ yards	500, App St. (12/21/20)

PASSING OFFENSE

Passed for 300+ yards	307, Texas State (1/3/25)
Passed for 400+ yards	432, South Alabama (8/31/24)
Passed for 500+ yards	563, Houston (9/10/11)

TOTAL OFFENSE

Had 400+ yards of total offense	508, Texas State (1/3/25)
Had 450+ yards of total offense	508, Texas State (1/3/25)
Had 500+ yards of total offense	508, Texas State (1/3/25)
Had 600+ yards of total offense	600, Memphis (10/28/23)

INDIVIDUAL RUSHING

Had a player rush for 100+ yards	143, Lincoln Pare, Texas State (1/3/25)
Had 2 players rush for 100+ yards	116, Jermaine Brown Jr.; 101, Lee Beebe, UAB (11/25/23)
Had a player rush for 150+ yards	168, Robert Henry, UTSA (11/15/24)
Had a player rush for 200+ yards	227, Aidan Robbins, UNLV (9/17/22)
Had a player rush for 300+ yards	319, Camerun Peoples, App St. (12/21/20)
Had a quarterback rush for 100+ yards	153, Bryson Daily, Army (11/9/24)
Had a player rush for 2+ TDs	2, Lincoln Pare, Texas State (1/3/25)
Had a player rush for 3+ TDs	3, Rahjai Harris, East Carolina (11/23/24)
Had a player rush for 4+ TDs	4, Mario Anderson Jr., Memphis (10/19/24)
Had a player rush for 5+ TDs	5, Camerun Peoples, App St. (12/21/20)

INDIVIDUAL RECEIVING

Had a player catch 10+ passes	10, Jamaal Pritchett, South Alabama (8/31/24)
Had a player receive 100+ yards	155, Jaden Williams, Texas State (1/3/25)
Had a player receive 200+ yards	208, Kalib Woods, FAU (12/21/17)
Had 2 players receive 100+ yards	121, Anthony Smith; 112, Yannick Smith, East Carolina (11/23/24)
Had a player receive 3+ TDs	3, Blayne Taylor, Abilene Christian (9/30/23)
Had a player receive 4+ TDs	4, Cortland Sutton, SMU (9/9/17)

SCORING

Scored 30+ points	30, Texas State (1/3/25)
Scored 40+ points	40, East Carolina (11/23/24)
Scored 50+ points	52, Memphis (10/19/24)
Scored 60+ points	66, Texas Tech (9/14/24)

MISC.

Returned a kickoff for a TD	100 yards by Tyler King, Wyoming (9/21/24)
Returned a punt for a TD	72 yards by Demario Douglas, Liberty (10/23/21)
Returned a kickoff & punt for a TD same game	Houston (9/28/19)
Returned an INT for a TD	44 yards by Bralyn Lux, Texas Tech (9/14/24)
Returned 2 INT for a TD	Jaylon Allen and Xavier Cullens, Memphis (9/24/22)
Returned a fumble for a TD	20 yards by Gregory Grate, Middle Tennessee (10/17/20)
Returned a blocked punt for a TD	0 yards by Brandon Moss, UTEP (11/26/16)
Blocked a punt	Avery Morris, UTSA (10/22/22)
Blocked a PAT	JaQues Evans, WKU (10/29/22)
Blocked a FG	Andrew Wilson-Lamp, East Carolina (11/23/24)
Returned a blocked FG for a TD	62 yards by Derrick Strozier, Tulane (10/5/13)
Recorded a safety	TEAM, UNLV (9/17/22)
Scored a 2-point conversion	Pass, Yulkeith Brown from Darian Mensah, Tulane (10/26/24)
Recorded a shutout	32-0, Florida (9/17/16)

THE LAST TIME UNT...

SCORING

Scored 30 or more points	37 vs. Tulane (10/26/24)
Scored 40 or more points	44 at Memphis (10/19/24)
Scored 50 or more points	52 vs. Tulsa (9/28/24)
Scored 60 or more points	77 vs. Nicholls State (9/20/14)
Scored 70 or more points	77 vs. Nicholls State (9/20/14)
Scored 40 or more points in consecutive games.....	4, 44 vs. Wyoming; 52 vs. Tulsa; 41 at FAU; 44 at Memphis (9/21-10/19/24)
Scored 40 or more points in 3+ consecutive games	4, 44 vs. Wyoming; 52 vs. Tulsa; 41 at FAU; 44 at Memphis (9/21-10/19/24)
Scored 40 or more points in 4+ consecutive games	4, 44 vs. Wyoming; 52 vs. Tulsa; 41 at FAU; 44 at Memphis (9/21-10/19/24)

TOTAL OFFENSE

Had 30+ First Downs	30 vs. East Carolina (11/23/24)
Had 35+ First Downs	37 vs. UAB (11/25/23)
Had more than 400 total yards	491 vs. Texas State (1/3/25)
Had more than 450 total yards	491 vs. Texas State (1/3/25)
Had more than 500 total yards	525 vs. Tulane (10/26/24)
Had more than 600 total yards	653 at Memphis (10/19/24)
Had more than 700 total yards	768 at Middle Tennessee (10/17/20)
Had a 100+ yard rusher and 100+ yard receiver.....	120, Shane Porter; 109, DT Sheffield vs. Wyoming (9/21/24)
Had a 150+ yard rusher and 150+ yard receiver.....	169, Jason Bean; 204, Jaelon Darden at Middle Tennessee (10/17/20)
Had a 100+ yard rusher and 300+ yard passer.....	120, Shane Porter; 305, Chandler Morris vs. Wyoming (9/21/24)
Had a 100+ yd. rusher, 100+ yd. receiver, 300+ yd. passer.....	120, Shane Porter; 109, DT Sheffield; 305, Chandler Morris vs. Wyoming (9/21/24)
Had two 100+ yd. rushers, two 100+ yd. receivers, 400+ yd. passer.....	132, Adeyi; 113, Adaway; 118, Maclin; 100, Sides; 403, Rogers vs. UAB (11/25/23)
Had a player with a rushing and receiving TD in the same game	DT Sheffield at Memphis (10/19/24)

RUSHING OFFENSE

Rushed for 200 or more yards.....	253 at Temple (11/30/24)
Rushed for 250 or more yards.....	253 at Temple (11/30/24)
Rushed for 300 or more yards.....	475 vs. LA Tech (10/15/22)
Rushed for 400 or more yards.....	475 vs. LA Tech (10/15/22)
Rushed for 450 or more yards.....	475 vs. LA Tech (10/15/22)
Rushed for 4+ touchdowns.....	4 vs. LA Tech (10/15/22)
Rushed for 5+ touchdowns.....	6 vs. UTSA (11/27/21)
Rushed for 6+ touchdowns.....	6 vs. UTSA (11/27/21)
Rushed for 7+ touchdowns.....	7 vs. Middle Tennessee (12/3/11)
Had 2+ players rush for 100+ yards	132, Ayo Adeyi; 113, Oscar Adaway vs. UAB (11/25/23)
Had 3+ players rush for 100+ yards	169, Bean; 143 Torrey; 101 Siggers at MTSU (10/17/20)
Had 2+ players rush for TD	1, Mestemaker; 1, McGill II vs. Texas State (1/3/25)
Had 3+ players rush for TD	1, Chandler Morris; 1, Porter; 1, Sheffield at Memphis (10/19/24)
Had 4+ players rush for TD	1, Adaway; 1, Adeyi; 1, Horton; 1, Ragsdale vs. LA Tech (10/15/22)
Had 2+ rush for 2+ TDs.....	3, DeAndre Torrey; 2, Ikaika Ragsdale vs. No. 15 UTSA (11/27/21)

PASSING OFFENSE

Passed for 300 or more yards	393 vs. Texas State (1/3/25)
Passed for 350 or more yards	393 vs. Texas State (1/3/25)
Passed for 400 or more yards	449 vs. Tulane (10/26/24)
Passed for 500 or more yards	601 at SMU (9/8/07)
Passed for 600 or more yards	601 at SMU (9/8/07)
Passed for 5+ touchdowns	5 vs. Tulsa (9/28/24)
Passed for 6+ touchdowns	7 vs. UTEP (11/2/19)
Passed for 7+ touchdowns	7 vs. UTEP (11/2/19)
Had 2 players with 100+ receiving yards.....	133, Ward Jr.; 104, Coleman vs. Texas State (1/3/25)
Had 3+ players with receiving TD.....	2, Sheffield; 1, Carnes; 1, Rempert at FAU (10/12/24)
Had 2+ players with 2+ receiving TDs.....	3, Burns; 2, Maclin vs. Memphis (10/28/23)

TEAM DEFENSE

Had 90+ tackles.....	92 (38 solo-54 assist) vs. East Carolina (11/23/24)
Had 100+ tackles.....	103 (47 solo-56 assist) at UTSA (10/22/22)
Had 7+ sacks.....	7 vs. LA Tech (10/15/22)
Had 8+ sacks.....	13 vs. Nicholls (9/20/14)
Had 10+ tackles-for-loss.....	11 at Missouri (10/9/21)
Had 15+ tackles-for-loss.....	16 vs. Memphis (12/16/03)
Forced 4+ fumbles.....	5 vs. Northwestern State (9/4/21)
Forced 5+ fumbles.....	5 vs. Northwestern State (9/4/21)
Recovered 4+ fumbles.....	5 vs. UTEP (11/28/15)
Had 8+ pass breakups.....	8 vs. Texas Southern (9/10/22)
Had 10+ pass breakups.....	11 vs. ULM (11/2/02)
Had 3+ interceptions.....	3 vs. Temple (10/14/23)
Had 4+ interceptions.....	4 at UTEP (12/11/20)
Had 5+ interceptions.....	6 at Arkansas (9/15/18)
Forced 4+ turnovers.....	4 at SMU (9/11/21)
Forced 5+ turnovers.....	6 at Arkansas (9/15/18)
Allowed fewer than 75 total yards.....	49 vs. Lamar (11/5/83)
Allowed fewer than 100 total yards.....	95 vs. Abilene Christian (9/5/92)
Allowed fewer than 150 total yards.....	147 vs. FIU (11/22/14)
Allowed fewer than 200 total yards.....	147 vs. FIU (11/22/14)
Allowed fewer than 250 total yards.....	244 vs. Wyoming (9/21/24)
Allowed fewer than 300 total yards.....	244 vs. Wyoming (9/21/24)
Allowed 10 or Fewer First Downs.....	9 vs. SMU (9/1/18)
Returned two fumbles for a TD.....	37 yards by Grayson Murphy; 53 yards by KD Davis at Southern Miss (11/6/21)
Recorded two defensive TDs.....	37-yard fumble recovery by Grayson Murphy; 53-yard fumble recovery by KD Davis at Southern Miss (11/6/21)
Recorded a safety.....	Team safety vs. Southern Miss (11/19/16)
Recorded 2+ safeties.....	3 vs. Louisiana (9/27/03)

SCORING DEFENSE

Allowed 0 points.....	0 vs. Troy (10/30/03)
Allowed 3 or fewer points.....	3 vs. UTSA (9/21/19)
Allowed 7 or fewer points.....	7 at FIU (11/20/21)
Allowed 10 or fewer points.....	3 vs. UTSA (9/21/19)
Allowed 20 or fewer points.....	17 at Temple (11/30/24)

RUSHING DEFENSE

Allowed 0 or fewer rushing yards.....	-6 vs. Abilene Christian (9/5/92)
Allowed 20 or fewer rushing yards.....	4 vs. SMU (9/1/18)
Allowed 40 or fewer rushing yards.....	4 vs. SMU (9/1/18)
Allowed 60 or fewer rushing yards.....	58 at FIU (11/20/21)
Allowed 80 or fewer rushing yards.....	77 at Temple (11/30/24)
Allowed 100 or fewer rushing yards.....	77 at Temple (11/30/24)

PASSING DEFENSE

Allowed 10 or fewer passing yards.....	7 vs. Abilene Christian (9/1/94)
Allowed 30 or fewer passing yards.....	15 vs. Army (11/9/24)
Allowed 50 or fewer passing yards.....	15 vs. Army (11/9/24)
Allowed 100 or fewer passing yards.....	15 vs. Army (11/9/24)
Allowed 150 or fewer passing yards.....	15 vs. Army (11/9/24)
Allowed 200 or fewer passing yards.....	15 vs. Army (11/9/24)

MISCELLANEOUS TEAM

UNT wins when holding opponents to 10 points or less.....	42 consecutive, last loss at Marshall 7-0 (11/25/88)
Overcame a 14+ point deficit.....	14 vs. UAB (11/25/23)
Overcame a 17+ point deficit.....	17 at Rice (9/24/16)
Overcame a 20+ point deficit.....	23 at Cincinnati (11/1/69)
Allowed an onside kick.....	at UTSA (11/15/24)
Recovered an onside kick.....	at Tulane (10/21/23)
Recorded a shutout.....	21-0 vs. Troy (10/30/03)
Scored a 2-point conversion.....	Pass, Landon Sides from Chandler Rogers vs. UAB (11/25/23)
Scored a game-winning touchdown with less than 1:00 remaining.....	0:58, 3-yard pass, DT Sheffield from Chandler Morris at FAU (10/12/24)

UNT FOOTBALL 2024

OVERALL: 6-7 (HOME 3-3, ROAD 3-3, NEUTRAL 0-1) | AMERICAN: 3-5 (HOME 1-3, ROAD 2-2, NEUTRAL 0-0)

Team Results

Date	Opponent		Score	Att.
08/31/2024	at South Alabama	W	52-38	15559
09/07/2024	SFA	W	35-20	23510
09/14/2024	at Texas Tech	L	21-66	57865
09/21/2024	Wyoming	W	44-17	27049
* 09/28/2024	Tulsa	W	52-20	18529
* 10/12/2024	at Fla. Atlantic	W	41-37	14576
* 10/19/2024	at Memphis	L	44-52	24110
* 10/26/2024	Tulane	L	37-45	23138
* 11/09/2024	Army West Point	L	3-14	28519
* 11/15/2024	at UTSA	L	27-48	21350
* 11/23/2024	East Carolina	L	28-40	17387
* 11/30/2024	at Temple	W	24-17	11589
01/03/2025	vs Texas St.	L	28-30	28725

Rushing

Player	gp	att	gain	loss	net	avg	td	lg	avg/g
Shane Porter	13	97	677	29	648	6.7	5	79	49.8
Makenzie McGill II	13	78	502	32	470	6.0	10	75	36.2
Chandler Morris	12	60	330	88	242	4.0	4	49	20.2
Kiefer Sibley	8	44	211	5	206	4.7	0	19	25.8
Damashja Harris	3	22	195	2	193	8.8	1	80	64.3
Drew Mestemaker	5	14	120	33	87	6.2	1	70	17.4
DT Sheffield	12	4	86	0	86	21.5	1	75	7.2
Juwaun Price	2	14	66	2	64	4.6	0	18	32.0
Ikaika Ragsdale	2	22	59	1	58	2.6	1	8	29.0
Zach Evans	2	9	63	5	58	6.4	0	40	29.0
Nick Rempert	12	2	29	0	29	14.5	0	23	2.4
Kyle Koch	3	1	9	0	9	9.0	0	9	3.0
Miles Coleman	11	2	8	4	4	2.0	0	8	0.4
Wyatt Young	13	3	1	8	-7	-2.3	1	1	-0.5
Team	13	12	0	59	-59	-4.9	0	0	-4.5
Total	13	384	2356	268	2088	5.4	24	80	160.6
Opponents	13	544	2812	265	2547	4.7	28	83	195.9

Passing

Player	gp	effic	comp-att-int	pct	yds	td	lg	avg/g
Chandler Morris	12	140.1	322-512-12	62.9	3774	31	96	314.5
Drew Mestemaker	5	155.2	30-46-2	65.2	462	2	57	92.4
Wyatt Young	13	360.4	1-1-0	100.0	31	0	31	2.4
Team	13	0.0	0-3-0	0.0	0	0	0	0.0
Total	13	141.0	353-562-14	62.8	4267	33	96	328.2
Opponents	13	141.8	261-426-11	61.3	3440	23	70	264.6

Receiving

Player	gp	no.	yds	avg	td	lg	avg/g
DT Sheffield	12	66	822	12.5	11	75	68.5
Damon Ward Jr.	10	41	755	18.4	4	57	75.5
Blair Conwright	13	40	542	13.6	7	96	41.7
Miles Coleman	11	36	378	10.5	2	49	34.4
Dalton Carnes	13	29	371	12.8	2	34	28.5
Landon Sides	12	24	280	11.7	1	42	23.3
Oscar Hammond	10	19	238	12.5	1	38	23.8
Wyatt Young	13	18	295	16.4	2	75	22.7
Shane Porter	13	16	91	5.7	0	13	7.0
Kiefer Sibley	8	15	82	5.5	1	14	10.3
Nick Rempert	12	11	127	11.5	1	40	10.6
Makenzie McGill II	13	11	103	9.4	0	29	7.9
Jeremiah Aaron	4	5	97	19.4	1	27	24.3
Ikaika Ragsdale	2	4	13	3.3	0	17	6.5
Damashja Harris	3	4	7	1.8	0	7	2.3
Zach Evans	2	4	10	2.5	0	5	5.0
Xzavior Kautai	10	3	22	7.3	0	11	2.2
Brandon Young Jr.	10	3	7	2.3	0	4	0.7
Juwaun Price	2	2	14	7.0	0	12	7.0
Kyle Koch	3	1	5	5.0	0	5	1.7
Baron Tipton	3	1	8	8.0	0	8	2.7
Total	13	353	4267	12.1	33	96	328.2
Opponents	13	261	3440	13.2	23	70	264.6

Game Records

Record	Overall	Home	Away	Neutral
ALL GAMES	6-7	3-3	3-3	0-1
CONFERENCE	3-5	1-3	2-2	0-0
NON-CONFERENCE	3-2	2-0	1-1	0-1

Team Statistics

	UNT	OPP
First Downs	309	299
Rushing	87	132
Passing	188	143
Penalty	34	24
Rushing Yardage	2088	2547
Rushing attempts	384	544
Average per rush	5.4	4.7
Average per game	160.6	195.9
TDs Rushing	24	28
Passing Yardage	4267	3440
Comp-Att-Int	353-562-14	261-426-11
Average per pass	7.6	8.1
Average per catch	12.1	13.2
Average per game	328.2	264.6
TDs Passing	33	23
Total offense	6355	5987
Average per play	6.7	6.2
Average per game	488.8	460.5
Kick returns: #-Yards	28-601	20-320
Punt returns: #-Yards	16-154	6-8
Int returns: #-Yards	11-146	14-236
Fumbles-Lost	14-8	7-5
Penalties-Yards	91-773	91-830
Punts-Avg	47-41.0	56-40.5
Time of possession / game	26:47	33:12
3rd-down conversion	66/179	79/196
4th-down conversion	21/44	13/29
PAT-attempts	(55-55) 100%	(47-48) 98%
2-point conversion-attempts	(0-3) 0%	(2-6) 33%

Interceptions

Player	no.	yds	avg	td	lg
Brian Nelson II	4	70	17.5	0	24
Evan Jackson	3	41	13.7	0	27
Jayden Hill	1	0	0.0	0	0
Ridge Texada	1	0	0.0	0	0
Jaylen Smith	1	6	6.0	0	6
Quinton Hammonds	1	29	29.0	0	29
Total	11	146	13.3	0	29
Opponents	14	236	16.9	2	70

UNT FOOTBALL 2024

OVERALL: 6-7 (HOME 3-3, ROAD 3-3, NEUTRAL 0-1) | AMERICAN: 3-5 (HOME 1-3, ROAD 2-2, NEUTRAL 0-0)

Field Goals

Player	fg	pct.	01-19	20-29	30-39	40-49	50-99	lg	blk
Kali Nguma	11-16	68.8	0-0	2-5	5-5	4-5	0-1	46	1
Opponents	23-26	88.5	0-0	6-6	9-11	8-8	0-1	47	0

Scoring

Player	td	fg	PAT						pts
			kick	rush	rcv	pass	dxp	saf	
Kali Nguma	-	11-16	55-55	-	-	-	-	-	88
DT Sheffield	12	-	-	-	-	-	-	-	72
Makenzie McGill II	10	-	-	-	-	-	-	-	60
Blair Conwright	7	-	-	-	-	-	-	-	42
Shane Porter	5	-	-	-	-	-	-	-	30
Damon Ward Jr.	4	-	-	-	-	-	-	-	24
Chandler Morris	4	-	-	-	-	-	-	-	24
Wyatt Young	3	-	-	-	-	-	-	-	18
Dalton Carnes	2	-	-	-	-	-	-	-	12
Miles Coleman	2	-	-	-	-	-	-	-	12
Ikaika Ragsdale	1	-	-	-	-	-	-	-	6
Damashja Harris	1	-	-	-	-	-	-	-	6
Nick Rempert	1	-	-	-	-	-	-	-	6
Jeremiah Aaron	1	-	-	-	-	-	-	-	6
Oscar Hammond	1	-	-	-	-	-	-	-	6
C.J. Garnett	1	-	-	-	-	-	-	-	6
Landon Sides	1	-	-	-	-	-	-	-	6
Drew Mestemaker	1	-	-	-	-	-	-	-	6
Kiefer Sibley	1	-	-	-	-	-	-	-	6
Total	58	11-16	55-55	0	0	0	0	0	436
Opponents	54	23-26	47-48	0	2	2	0	0	444

Score by Periods

Team	1st	2nd	3rd	4th	OT	TOT
North Texas	114	106	121	95	0	436
Opponents	105	163	79	97	0	444

Punting

Player	no.	yds	avg	lg	tb	fc	i20	50+	blk
Sawyer Evans	47	1928	41.0	55	2	31	9	4	0
Total	47	1928	41.0	55	2	31	9	4	0
Opponents	56	2270	40.5	63	2	22	25	11	2

Punt Returns

Player	no.	yds	avg	td	lg
DT Sheffield	13	157	12.1	0	27
Alphie Guillory Jr.	1	0	0.0	0	0
Ethan Wesloski	0	1	0.0	0	1
C.J. Garnett	0	0	0.0	1	0
Miles Coleman	2	-4	-2.0	0	0
Total	16	154	9.6	1	27
Opponents	6	8	1.3	0	12

Kick Returns

Player	no.	yds	avg	td	lg
Miles Coleman	8	172	21.5	0	35
Juwaun Price	7	185	26.4	0	50
DT Sheffield	6	127	21.2	0	24
Shane Porter	2	29	14.5	0	16
Makenzie McGill II	2	39	19.5	0	24
Damashja Harris	1	24	24.0	0	24
Oscar Hammond	1	10	10.0	0	10
Brandon Young Jr.	1	15	15.0	0	15
Total	28	601	21.5	0	50
Opponents	20	320	16.0	1	100

All Purpose

Player	g	rush	rcv	pr	kr	ir	total	avg/g
DT Sheffield	12	86	822	157	127	0	1192	99.3
Shane Porter	13	648	91	0	29	0	768	59.1
Damon Ward Jr.	10	0	755	0	0	0	755	75.5
Makenzie McGill II	13	470	103	0	39	0	612	47.1
Miles Coleman	11	4	378	-4	172	0	550	50.0
Blair Conwright	13	0	542	0	0	0	542	41.7
Dalton Carnes	13	0	371	0	0	0	371	28.5
Kiefer Sibley	8	206	82	0	0	0	288	36.0
Wyatt Young	13	-7	295	0	0	0	288	22.2
Landon Sides	12	0	280	0	0	0	280	23.3
Juwaun Price	2	64	14	0	185	0	263	131.5
Oscar Hammond	10	0	238	0	10	0	248	24.8
Chandler Morris	12	242	0	0	0	0	242	20.2
Damashja Harris	3	193	7	0	24	0	224	74.7
Nick Rempert	12	29	127	0	0	0	156	13.0
Jeremiah Aaron	4	0	97	0	0	0	97	24.3
Drew Mestemaker	5	87	0	0	0	0	87	17.4
Ikaika Ragsdale	2	58	13	0	0	0	71	35.5
Brian Nelson II	12	0	0	0	0	70	70	5.8
Zach Evans	2	58	10	0	0	0	68	34.0
Evan Jackson	13	0	0	0	0	41	41	3.2
Quinton Hammonds	13	0	0	0	0	29	29	2.2
Xzavior Kautai	10	0	22	0	0	0	22	2.2
Brandon Young Jr.	10	0	7	0	15	0	22	2.2
Kyle Koch	3	9	5	0	0	0	14	4.7
Baron Tipton	3	0	8	0	0	0	8	2.7
Jaylen Smith	13	0	0	0	0	6	6	0.5
Ethan Wesloski	13	0	0	1	0	0	1	0.1
Total	13	2088	4267	154	601	146	7256	558.2
Opponents	13	2547	3440	8	320	236	6551	503.9

Total Offense

Player	g	plays	rush	pass	total	avg/g
Chandler Morris	12	572	242	3774	4016	334.7
Shane Porter	13	97	648	0	648	49.8
Drew Mestemaker	5	60	87	462	549	109.8
Makenzie McGill II	13	78	470	0	470	36.2
Kiefer Sibley	8	44	206	0	206	25.8
Damashja Harris	3	22	193	0	193	64.3
DT Sheffield	12	4	86	0	86	7.2
Juwaun Price	2	14	64	0	64	32.0
Ikaika Ragsdale	2	22	58	0	58	29.0
Zach Evans	2	9	58	0	58	29.0
Nick Rempert	12	2	29	0	29	2.4
Wyatt Young	13	4	-7	31	24	1.8
Kyle Koch	3	1	9	0	9	3.0
Miles Coleman	11	2	4	0	4	0.4
Total	13	946	2088	4267	6355	488.8
Opponents	13	970	2547	3440	5987	460.5

UNT FOOTBALL 2024

OVERALL: 6-7 (HOME 3-3, ROAD 3-3, NEUTRAL 0-1) | AMERICAN: 3-5 (HOME 1-3, ROAD 2-2, NEUTRAL 0-0)

Team Defense

##	Player	gp	Tackles				tfl/yds	Sacks no-yds	Pass defense			Fumbles		blkd	
			ua	a	tot				int-yds	brup	qbh	fr-yds	ff	kick	saf
36	Jaylen Smith	13	44	62	106	7.5-17	.	1-6	2	12	
21	Jayden Hill	12	52	34	86	3-8	1-4	1-0	4	2	
8	Jordan Brown	13	25	54	79	4-8	0.5-4	.	.	2	
2	Evan Jackson	13	41	18	59	1-3	.	3-41	2	1	
32	Ethan Wesloski	13	18	39	57	5-27	2.5-22	.	1	2	
4	Brian Nelson II	12	45	8	53	2-5	.	4-70	3	1	1-0	.	.	.	
39	Quinton Hammonds	13	35	17	52	1.5-11	.	1-29	1	1	
7	Shane Whitter	12	22	27	49	1.5-3	.	.	3	2	
24	Chavez Brown	13	25	24	49	7.5-34	4-27	.	.	1	1-0	.	.	.	
5	Ridge Texada	13	32	12	44	2-9	.	1-0	8	.	.	1	.	.	
89	Terrell Dawkins	12	14	23	37	3.5-22	2.5-20	.	.	9	
15	Fatafehi Vailea	13	13	21	34	4-12	2.5-11	.	.	2	.	1	.	.	
10	Roderick Brown	13	14	16	30	6.5-28	4.5-27	.	.	3	
95	Breyton Charles	11	13	16	29	6-25	4.5-24	.	1	3	1-0	.	.	.	
9	Jake Shipley	12	13	12	25	2.5-16	2-14	.	.	4	
17	Taylor Starling	13	13	7	20	1.5-1	.	.	4	
14	Jayven Anderson	12	12	2	14	1-2	.	.	1	
25	Kollin Lewis	10	7	6	13	1-2	.	.	1	
49	Kamdon McFarland	12	6	6	12	
30	BJ Allen Jr.	8	6	2	8	1	.	.	
13	Chris Gant Jr.	3	4	4	8	
3	Jace Ruder	13	4	2	6	1-2	
97	VJ Bronson	5	3	2	5	
16	Gabe Stroud	4	3	2	5	
94	Jayden Williams	9	.	5	5	
20	Alphie Guillory Jr.	13	1	3	4	1-0	.	1	.	
34	C.J. Garnett	11	2	2	4	2	
23	X'Avion Brice	8	3	.	3	1-0	.	.	.	
35	J.J. Jean-Louis	6	2	1	3	
48	Jaedon Langley	3	1	2	3	1-3	
26	Kerry Williams II	4	3	.	3	
52	Jenson Walker	12	1	1	2	1	.	.	
53	Blake Fann	13	1	1	2	
27	Matthew Moore	6	1	1	2	1-1	
46	Nathan Laperi	8	.	2	2	1	
45	Zhaiylen Scott	4	1	1	2	1	
0	Blair Conwright	13	1	.	1	
64	Jett Duncan	10	1	.	1	
4	Chandler Morris	12	1	.	1	
23	Oscar Hammond	10	1	.	1	
82	Dallas Dudley	2	.	1	1	
40	Kali Nguma	13	1	.	1	
37	Kabriel Anderson-Dale	4	1	.	1	
13	Miles Coleman	11	1	.	1	
17	Drew Mestemaker	5	1	.	1	
	Totals	13	488	436	924	64-239	24-153	11-146	31	49	5-0	4	2	0	
	Opponents	13	489	314	803	75-240	16-93	14-236	46	39	8-6	9	1	0	

UNT FOOTBALL 2024

OVERALL: 6-7 (HOME 3-3, ROAD 3-3, NEUTRAL 0-1) | AMERICAN: 3-5 (HOME 1-3, ROAD 2-2, NEUTRAL 0-0)

25-YARD PLUS PLAYS

Yds	Type	Player(s)	Opponent
96*	Pass	Conwright,Blair from Morris,Chandler	Tulsa
80*	Rush	Harris,Damashja	SFA
79*	Rush	Porter,Shane	UTSA
75*	Rush	McGill II,Makenzie	Tulsa
75*	Pass	Young,Wyatt from Morris,Chandler	Texas Tech
75*	Rush	Sheffield,DT	Memphis
75*	Pass	Sheffield,DT from Morris,Chandler	Memphis
54*	Pass	Ward Jr.,Damon from Morris,Chandler	South Alabama
51*	Rush	McGill II,Makenzie	Temple
51*	Pass	Sheffield,DT from Morris,Chandler	SFA
50	KR	Price,Juwaun	SFA
49	Pass	Coleman,Miles from Mestemaker,Drew	Texas Tech
49*	Rush	Morris,Chandler	Memphis
44	Pass	Ward Jr.,Damon from Morris,Chandler	Tulane
43*	Rush	Porter,Shane	UTSA
40	Pass	Rempert,Nick from Morris,Chandler	Tulsa
40	Rush	Porter,Shane	Wyoming
40	Rush	Evans,Zach	Tulsa
40	Pass	Sheffield,DT from Morris,Chandler	Tulane
39*	Rush	McGill II,Makenzie	Temple
39	Pass	Young,Wyatt from Morris,Chandler	Fla. Atlantic
39*	Rush	Porter,Shane	UTSA
38	KR	Price,Juwaun	South Alabama
38	Pass	Hammond,Oscar from Morris,Chandler	SFA
37	Pass	Sides,Landon from Morris,Chandler	Memphis
37	Pass	Sheffield,DT from Morris,Chandler	Fla. Atlantic
36	Pass	Coleman,Miles from Morris,Chandler	Memphis
35	Rush	Porter,Shane	Fla. Atlantic
35	KR	Coleman,Miles	East Carolina
34	Pass	Carnes,Dalton from Morris,Chandler	Wyoming
33	Pass	Conwright,Blair from Morris,Chandler	UTSA
33	Pass	Sheffield,DT from Morris,Chandler	Tulsa
33	Pass	Ward Jr.,Damon from Morris,Chandler	UTSA
33	Pass	Carnes,Dalton from Morris,Chandler	Fla. Atlantic
32	Pass	Hammond,Oscar from Morris,Chandler	UTSA
31	Pass	Ward Jr.,Damon from Young,Wyatt	South Alabama
30	Pass	Young,Wyatt from Morris,Chandler	Tulsa
30	Rush	Porter,Shane	Memphis
30*	Pass	Sheffield,DT from Morris,Chandler	Tulane
30	Pass	Sheffield,DT from Morris,Chandler	Temple
29	INT	Hammonds,Quinto	East Carolina
29*	Pass	Sheffield,DT from Morris,Chandler	Wyoming
28	Pass	Ward Jr.,Damon from Morris,Chandler	Army West Point
28*	Pass	Sheffield,DT from Morris,Chandler	SFA
27	Pass	Ward Jr.,Damon from Morris,Chandler	UTSA
27	PR	Sheffield,DT	Fla. Atlantic
27	Pass	Aaron,Jeremiah from Morris,Chandler	SFA
27*	Pass	Sheffield,DT from Morris,Chandler	Tulsa
27	Pass	Carnes,Dalton from Morris,Chandler	Tulane
27	INT	Jackson,Evan	Tulsa
26	Pass	Aaron,Jeremiah from Morris,Chandler	South Alabama
26*	Pass	Ward Jr.,Damon from Morris,Chandler	Tulane
26*	Pass	Young,Wyatt from Morris,Chandler	Tulsa
26	Rush	Porter,Shane	Wyoming
25*	Pass	Rempert,Nick from Morris,Chandler	Fla. Atlantic
25	Pass	Ward Jr.,Damon from Morris,Chandler	South Alabama
25*	Pass	Conwright,Blair from Morris,Chandler	South Alabama

* touchdown scored on play

LONG PLAYS BY THE NUMBERS

Long Plays By Yards	No.	TD
100+	0	0
90-99	1	1
80-89	1	1
70-79	5	5
60-69	0	0
50-59	4	3
40-49	8	2
30-39	21	3
20-29	60	9

Long Plays By Type	No.	TD
Rushing	22	11
Passing	56	13
Punt returns	3	0
Kick returns	14	0
Interceptions	5	0
Fumble returns	0	0
Other	0	0
TOTAL	100	24

25-YARD PLUS BY PLAYER

Player	No.	TD	R	P	KR	PR	IR	FR
Sheffield,DT	20	7	1	11	5	3	0	0
Ward Jr.,Damon	12	2	0	12	0	0	0	0
Porter,Shane	8	3	8	0	0	0	0	0
McGill II,Makenzie	7	4	7	0	0	0	0	0
Young,Wyatt	6	2	0	6	0	0	0	0
Conwright,Blair	6	2	0	6	0	0	0	0
Carnes,Dalton	6	0	0	6	0	0	0	0
Coleman,Miles	6	0	0	3	3	0	0	0
Price,Juwaun	5	0	0	0	5	0	0	0
Sides,Landon	4	0	0	4	0	0	0	0
Rempert,Nick	3	1	1	2	0	0	0	0
Nelson II,Brian	3	0	0	0	0	0	3	0
Aaron,Jeremiah	3	0	0	3	0	0	0	0
Hammond,Oscar	3	0	0	3	0	0	0	0
Morris,Chandler	2	2	2	0	0	0	0	0
Harris,Damashja	2	1	1	0	1	0	0	0
Mestemaker,Drew	1	0	1	0	0	0	0	0
Jackson,Evan	1	0	0	0	0	0	1	0
Hammonds,Quinto	1	0	0	0	0	0	1	0
Evans,Zach	1	0	1	0	0	0	0	0
TOTAL	100	24	22	56	14	3	5	0

LONGEST PLAYS OF THE YEAR

Rushing
80 Harris,Damashja vs SFA (9/7/2024)

Rushing Touchdown
80 Harris,Damashja vs SFA (9/7/2024)

Passing
96 Conwright,Blair from Morris,Chandler vs Tulsa (9/28/2024)

Passing Touchdown
96 Conwright,Blair from Morris,Chandler vs Tulsa (9/28/2024)

Punt Return
27 Sheffield,DT vs Fla. Atlantic (10/12/2024)

Kick Return
50 Price,Juwaun vs SFA (9/7/2024)

Interception Return
29 Hammonds,Quinto vs East Carolina (11/23/2024)

Fumble Return
None

Punt
56 Evans,Sawyer vs Memphis (10/19/2024)

Field Goal
46 Nguma,Kali vs Fla. Atlantic (10/12/2024)

UNT FOOTBALL 2024

OVERALL: 6-7 (HOME 3-3, ROAD 3-3, NEUTRAL 0-1) | AMERICAN: 3-5 (HOME 1-3, ROAD 2-2, NEUTRAL 0-0)

UNT SCORING DRIVES

OPPONENT	PLAYS	YDS	DRIVE TIME	DRIVE START	QTR/ CLOCK	PLAY
South Alabama	15	79	5:18	1Q/14:55	1Q/9:37	Morris 2 yd rush
South Alabama	7	79	2:06	2Q/14:49	2Q/12:43	Ward 3 yd pass from Morris
South Alabama	3	66	0:47	3Q/14:10	3Q/13:23	Conwright 25 yd pass from Morris
South Alabama	5	50	2:16	3Q/12:30	3Q/10:14	Morris 1 yd rush
South Alabama	4	69	1:35	3Q/5:11	3Q/3:36	Ward 54 yd pass from Morris
South Alabama	-	-	-	-	3Q/2:40	Garnett 0 yd punt block return
South Alabama	10	76	4:57	4Q/13:25	4Q/8:28	Ragsdale 3 yd rush
South Alabama	7	28	1:46	4Q/4:39	4Q/2:53	Nguma 30 yd FG
SFA	5	75	1:35	1Q/11:26	1Q/9:51	Sheffield 51 yd pass from Morris
SFA	10	81	3:23	1Q/8:50	1Q/5:27	Sheffield 2 yd pass from Morris
SFA	4	44	1:34	2Q/1:49	2Q/0:15	Sheffield 28 yd pass from Morris
SFA	10	74	4:04	3Q/13:01	3Q/8:57	Hammond 7 yd pass from Morris
SFA	3	90	1:06	3Q/0:22	4Q/14:16	Harris 1 yd rush
Texas Tech	1	75	0:07	1Q/5:12	1Q/5:05	Young, W. 75 yd pass from Morris
Texas Tech	4	18	0:58	3Q/10:07	3Q/9:09	Aaron 15 yd pass from Morris
Texas Tech	8	75	3:31	4Q/12:50	4Q/9:19	Porter 1 yd rush
Wyoming	7	75	2:36	1Q/9:54	1Q/7:18	Sheffield 29 yd pass from Morris
Wyoming	14	80	4:47	1Q/3:59	2Q/14:12	Nguma 23 yd FG
Wyoming	8	75	4:09	2Q/10:03	2Q/5:54	Conwright 19 yd pass from Morris
Wyoming	7	76	0:53	2Q/2:10	2Q/1:17	McGill II 4 yd rush
Wyoming	8	48	1:03	2Q/1:03	2Q/0:00	Nguma 45 yd FG
Wyoming	6	35	2:07	3Q/12:17	3Q/10:10	McGill II 2 yd rush
Wyoming	7	92	3:55	3Q/9:12	3Q/5:17	McGill II 24 yd rush
Wyoming	7	20	5:01	4Q/7:08	4Q/2:07	Nguma 34 yd FG
Tulsa	2	99	0:37	2Q/5:24	2Q/4:47	Conwright 96 yd pass from Morris
Tulsa	6	40	2:00	2Q/3:56	2Q/1:56	Nguma 27 yd FG
Tulsa	1	1	0:05	2Q/1:33	2Q/1:28	Young, W. 1 yd rush
Tulsa	2	41	0:15	2Q/0:21	2Q/0:06	Young, W. 26 yd pass from Morris
Tulsa	8	64	2:49	3Q/14:54	3Q/12:05	Sheffield 27 yd pass from Morris
Tulsa	4	80	1:32	3Q/10:03	3Q/8:31	Carnes 14 yd pass from Morris
Tulsa	11	99	4:58	3Q/6:30	3Q/1:32	Sibley 9 yd pass from Morris
Tulsa	1	75	0:12	4Q/12:47	4Q/12:35	McGill II 75 yd rush
Florida Atlantic	14	75	4:31	1Q/15:00	1Q/10:29	Carnes 19 yd pass from Morris
Florida Atlantic	1	25	0:08	1Q/5:19	1Q/5:11	Rempert 25 yd pass from Morris
Florida Atlantic	6	47	2:54	2Q/7:34	2Q/4:40	Nguma 46 yd FG
Florida Atlantic	7	65	2:40	3Q/12:01	3Q/9:21	McGill II 3 yd rush
Florida Atlantic	10	58	4:34	3Q/4:59	3Q/0:25	Nguma 40 yd FG
Florida Atlantic	8	75	1:43	4Q/4:21	4Q/2:38	Sheffield 8 yd pass from Morris
Florida Atlantic	5	58	0:45	4Q/1:43	4Q/0:58	Sheffield 3 yd pass from Morris
Memphis	1	75	0:11	1Q/11:05	1Q/10:54	Sheffield 75 yd rush
Memphis	1	75	0:10	1Q/7:05	1Q/6:55	Sheffield 75 yd pass from Morris
Memphis	6	71	2:36	1Q/5:22	1Q/2:46	Porter 10 yd rush
Memphis	9	62	1:02	2Q/1:02	2Q/0:00	Nguma 34 yd FG
Memphis	11	65	4:29	3Q/7:01	3Q/2:32	Sheffield 9 yd pass from Morris
Memphis	6	75	1:34	3Q/0:33	4Q/13:59	Morris 49 yd rush
Memphis	10	75	2:29	4Q/5:17	4Q/2:48	Conwright 9 yd pass from Morris
Tulane	9	60	3:33	1Q/7:45	1Q/4:12	Nguma 43 yd FG
Tulane	5	57	2:08	2Q/12:09	2Q/10:01	Ward Jr. 26 yd pass from Morris
Tulane	4	47	0:43	2Q/12:09	2Q/10:01	Sheffield 30 yd pass from Morris
Tulane	7	75	2:11	3Q/8:06	3Q/5:55	Morris 20 yd rush
Tulane	19	80	7:20	4Q/11:43	4Q/4:23	McGill II 2 yd rush
Tulane	11	90	1:47	4Q/2:28	4Q/0:41	Ward Jr. 10 yd pass from Morris
Army	18	62	6:50	1Q/15:00	1Q/8:10	Nguma 31 yd FG
UTSA	1	79	0:13	2Q/14:55	2Q/14:42	Porter 79 yd rush
UTSA	10	86	3:14	3Q/10:43	3Q/7:29	Porter 39 yd rush
UTSA	2	75	0:27	3Q/1:55	3Q/1:28	Porter 43 yd rush
UTSA	4	75	1:37	4Q/14:04	4Q/12:27	Conwright 14 yd pass from Morris
East Carolina	4	37	1:45	1Q/10:16	1Q/8:31	Conwright 4 yd pass from Morris
East Carolina	9	49	2:14	1Q/8:08	1Q/5:54	Coleman 7 yd pass from Morris
East Carolina	14	83	6:59	2Q/10:05	2Q/3:06	Conwright 3 yd pass from Morris
East Carolina	4	75	1:39	3Q/1:43	3Q/0:04	McGill II 7 yd rush

DRIVES SUPERLATIVES

MOST PLAYS:	19, vs. Tulane (TD)	FEWEST PLAYS:	1, 7x, last at UTSA (TD)
MOST YARDS:	99, 2x, last vs. Tulsa (TD)	FEWEST YARDS:	1, vs. Tulsa (TD)
LONGEST TIME:	7:20, vs. Tulane (TD)	SHORTEST TIME:	0:05, vs. Tulsa (TD)

OPPONENT SCORING DRIVES

TEAM	PLAYS	YDS	DRIVE TIME	DRIVE START	QTR/ CLOCK	PLAY
South Alabama	8	57	3:34	1Q/9:32	1Q/5:58	Marjan 39 yd FG
South Alabama	7	72	2:13	1Q/2:08	2Q/14:55	Lopez 8 yd rush
South Alabama	8	61	3:04	2Q/12:43	2Q/9:39	Marjan 32 yd FG
South Alabama	12	83	3:55	2Q/8:19	2Q/4:24	Bothwell 13 yd rush
South Alabama	9	75	4:59	3Q/10:14	3Q/5:15	Pritchett 26 yd pass from Lopez
South Alabama	9	75	4:09	3Q/2:40	4Q/13:31	Sandgren 21 yd pass from Lopez
South Alabama	10	75	3:49	4Q/8:28	4Q/4:39	Eager 28 yd pass from Lopez
SFA	4	-12	2:00	1Q/13:26	1Q/11:26	Campos 40 yd FG
SFA	-	-	-	-	1Q/2:08	Brown, Jer. 70 yd INT return
SFA	6	62	2:10	2Q/12:00	2Q/9:50	Davis 33 yd pass from Vidlak
SFA	5	31	1:11	3Q/7:58	3Q/6:47	Campos 21 yd FG
Texas Tech	8	56	3:04	1Q/13:21	1Q/10:17	Kelly 10 yd pass from Morton
Texas Tech	8	65	3:55	1Q/5:24	1Q/5:12	Garcia 25 yd FG
Texas Tech	9	75	4:13	1Q/5:12	1Q/0:52	Brooks 21 yd rush
Texas Tech	2	80	0:40	2Q/11:02	2Q/10:22	Eakin 70 yd pass from Morton
Texas Tech	-	-	-	-	2Q/9:50	Lux 44 yd INT return
Texas Tech	1	25	0:13	2Q/9:43	2Q/9:30	Morton 10 yd rush
Texas Tech	4	75	1:41	2Q/7:46	2Q/6:05	Miller II 45 yd pass from Morton
Texas Tech	6	30	2:47	2Q/5:55	2Q/3:08	Conyers 10 yd pass from Morton
Texas Tech	4	43	1:27	3Q/5:33	3Q/4:06	Williams 3 yd rush
Texas Tech	9	79	4:35	3Q/2:25	4Q/12:50	Dickey 1 yd rush
Wyoming	11	62	5:06	1Q/15:02	1Q/9:54	Hoyland 23 yd FG
Wyoming	8	75	3:39	2Q/5:54	2Q/2:15	Scott 41 yd pass from Svoboda
Wyoming	-	-	-	-	2Q/1:03	King 100 yd KO return
Tulsa	11	58	3:03	1Q/3:03	2Q/14:12	Morgan 22 yd FG
Tulsa	11	48	3:45	3Q/1:32	4Q/12:47	Morgan 45 yd FG
Tulsa	9	82	4:57	4Q/12:26	4Q/7:29	Wright, J. 18 yd pass from Legas
Tulsa	12	71	3:31	4Q/3:37	4Q/0:06	Vaughn 5 yd pass from Carpenter
Florida Atlantic	7	75	3:51	1Q/10:29	1Q/6:38	Hayes 14 yd pass from Fancher
Florida Atlantic	11	71	5:45	1Q/5:04	2Q/14:19	Suarez 26 yd FG
Florida Atlantic	10	73	5:28	2Q/13:02	2Q/7:34	Sullivan 5 yd pass from Fancher
Florida Atlantic	9	75	3:13	2Q/4:33	2Q/1:20	Smith Jr. 5 yd pass from Fancher
Florida Atlantic	5	38	0:28	2Q/0:30	2Q/0:02	Suarez 32 yd FG
Florida Atlantic	1	12	0:07	3Q/1:32	3Q/5:06	Campbell Jr. 12 yd rush
Florida Atlantic	7	18	3:41	4Q/8:02	4Q/4:21	Suarez 32 yd FG
Memphis	9	75	3:55	1Q/15:00	1Q/11:05	Henigan 4 yd rush
Memphis	7	75	3:49	1Q/10:54	1Q/7:05	Anderson Jr. 5 yd rush
Memphis	10	79	4:34	1Q/2:41	2Q/13:07	Thomas 1 yd rush
Memphis	1	42	0:08	2Q/7:49	2Q/7:41	Anderson Jr. 42 yd rush
Memphis	4	75	1:59	3Q/2:32	3Q/0:33	Blankumsee 62 yd pass from Henigan
Memphis	8	65	4:36	4Q/13:59	4Q/9:23	Anderson Jr. 4 yd rush
Memphis	5	70	2:47	4Q/8:04	4Q/5:17	Anderson Jr. 5 yd rush
Memphis	6	19	1:43	4Q/2:48	4Q/1:05	Vandenberg 43 yd FG
Tulane	7	44	3:46	1Q/11:36	1Q/7:50	Williams, M. 9 yd pass from Mensah
Tulane	4	75	2:05	1Q/4:12	1Q/2:07	Brown, Y. 30 yd pass from Mensah
Tulane	2	28	0:44	1Q/2:00	1Q/1:16	Thompson, Ty 17 yd rush
Tulane	7	69	4:11	2Q/10:01	2Q/5:50	Hughes 2 yd rush
Tulane	6	43	0:53	2Q/1:21	2Q/0:28	Barnes, Jacob 47 yd FG
Tulane	7	72	3:44	3Q/11:50	3Q/8:06	Bauman 14 yd pass from Mensah
Tulane	1	11	0:05	3Q/3:07	3Q/3:02	Brown, Y. 11 yd rush
Army	9	48	5:47	1Q/8:09	1Q/2:22	Daily 10 yd rush
Army	21	94	13:46	3Q/10:38	4Q/11:44	Daily 2 yd rush
UTSA	8	49	3:05	1Q/9:43	1Q/6:38	Barnes 1 yd rush
UTSA	2	59	0:41	1Q/4:22	1Q/3:41	Amador II 51 yd pass from McCown
UTSA	14	75	5:59	3Q/14:42	2Q/8:43	Dishman 7 yd pass from McCown
UTSA	6	51	2:25	2Q/6:45	2Q/4:20	Sandell 42 yd FG
UTSA	11	58	1:26	2Q/1:26	2Q/0:00	Sandell 44 yd FG
UTSA	12	70	5:34	3Q/7:29	3Q/1:55	Sandell 28 yd FG
UTSA	5	58	2:24	3Q/1:28	4Q/14:04	Sandell 34 yd FG
UTSA	6	82	2:42	4Q/11:57	4Q/9:15	Henry 2 yd rush
UTSA	1	83	0:12	4Q/2:45	4Q/2:33	Henry 83 yd rush
East Carolina	14	67	3:01	2Q/3:05	2Q/0:04	Harris, R. 1 yd rush
East Carolina	2	46	0:31	3Q/13:37	3Q/13:06	Harris, R. 39 yd rush
East Carolina	9	25	3:11	3Q/11:30	3Q/8:19	Conrad 38 yd FG
East Carolina	4	80	1:16	3Q/7:24	3Q/6:08	Smith, A. 50 yd pass from Houser
East Carolina	8	65	2:41	3Q/4:24	3Q/1:43	Smith, Y. 28 yd pass from Houser
East Carolina	12	63	4:28	3Q/0:04	4Q/10:36	Conrad 31 yd FG
East Carolina	3	30	0:23	4Q/2:01	4Q/1:38	Harris, R. 7 yd rush

DRIVES SUPERLATIVES

MOST PLAYS:	21, vs. Army (TD)	FEWEST PLAYS:	1, 5x, last at UTSA (TD)
MOST YARDS:	94, vs. Army (TD)	FEWEST YARDS:	-12, vs. SFA (FG)
LONGEST TIME:	13:46, vs. Army (TD)	SHORTEST TIME:	0:05, vs. Tulane (TD)

UNT FOOTBALL 2024

OVERALL: 6-7 (HOME 3-3, ROAD 3-3, NEUTRAL 0-1) | AMERICAN: 3-5 (HOME 1-3, ROAD 2-2, NEUTRAL 0-0)

Team Game-By-Game

Date	Opponent	Rushing				Receiving				Passing				Kick Returns				Punt Returns				tot	
		no.	yds	td	lg	no.	yds	td	lg	cmp-att-int	yds	td	lg	no.	yds	td	lg	no.	yds	td	lg	off	
08/31/2024	at South Alabama	34	104	3	13	33	446	3	54	33-42-0	446	3	54	7	145	0	38	2	24	1	18	550	
09/07/2024	SFA	33	182	1	80	26	322	4	51	26-44-3	322	4	51	2	74	0	50	1	-2	0	0	504	
09/14/2024	at Texas Tech	33	135	1	21	17	218	2	75	17-31-3	218	2	75	2	43	0	23	3	47	0	20	353	
09/21/2024	Wyoming	32	216	3	40	30	318	2	34	30-43-0	318	2	34	1	24	0	24	3	30	0	20	534	
09/28/2024	Tulsa	26	179	2	75	22	439	5	96	22-34-0	439	5	96	1	21	0	21	2	16	0	15	618	
10/12/2024	at Fla. Atlantic	26	148	1	34	27	336	4	39	27-45-1	336	4	39	3	52	0	21	1	27	0	27	484	
10/19/2024	at Memphis	33	208	3	75	36	445	3	75	36-64-1	445	3	75	1	16	0	16	0	0	0	0	653	
10/26/2024	Tulane	25	76	2	20	38	449	3	44	38-57-0	449	3	44	2	39	0	24	1	16	0	16	525	
11/09/2024	Army West Point	18	69	0	16	24	214	0	28	24-37-2	214	0	28	1	16	0	16	0	0	0	0	283	
11/15/2024	at UTSA	25	239	3	79	21	241	1	33	21-36-2	241	1	33	2	29	0	17	0	0	0	0	480	
11/23/2024	East Carolina	36	181	1	23	32	266	3	21	32-48-0	266	3	21	4	98	0	35	1	0	0	0	447	
11/30/2024	at Temple	38	253	2	51	21	180	1	30	21-40-0	180	1	30	0	0	0	0	2	-4	0	0	433	
01/03/2025	vs Texas St.	25	98	2	70	26	393	2	57	26-41-2	393	2	57	2	44	0	23	0	0	0	0	491	
North Texas		384	2088	24	80	353	4267	33	96	353-562-14	4267	33	96	28	601	0	50	16	154	1	27	6355	
Opponents		544	2547	28	83	261	3440	23	70	261-426-11	3440	23	70	20	320	1	100	6	8	0	12	5987	

North Texas Averages

Games	Avg/ rush	Avg/ catch	Pass effic	KR avg	PR avg	All purpose avg/game	Total offense avg/game
13	5.4	12.1	141.0	21.5	9.6	558.2	488.8

Date	Opponent	Tackles			Sacks	Fumble		Pass Defense			blkd	PAT attempts			off				
		ua	a total	tfl-yds		no-yds	ff fr-yds	int-yds	qbh	brup		kick	kick	rush	rcv	saf	t/o	pts	
08/31/2024	at South Alabama	26	40	66	3.0-11	2-10	0	0-0	0-0	6	3	1	7-7	0	0	0	0	0	52
09/07/2024	SFA	30	30	60	3.0-22	2-19	0	0-0	1-0	14	5	0	5-5	0	0	0	0	0	35
09/14/2024	at Texas Tech	40	30	70	9.0-25	1-11	1	0-0	1-23	1	3	0	3-3	0	0	0	7	21	
09/21/2024	Wyoming	28	30	58	4.0-18	1-5	0	0-0	0-0	7	3	0	5-5	0	0	0	0	44	
09/28/2024	Tulsa	47	30	77	6.0-18	2-12	0	0-0	2-27	5	3	1	7-7	0	0	0	7	52	
10/12/2024	at Fla. Atlantic	39	30	69	7.0-18	3-9	0	1-0	1-0	1	2	0	5-5	0	0	0	7	41	
10/19/2024	at Memphis	34	20	54	5.0-15	2-6	0	0-0	0-0	1	2	0	5-5	0	0	0	0	44	
10/26/2024	Tulane	29	44	73	3.0-6	1-4	0	0-0	1-6	0	0	0	4-4	0	0	0	7	37	
11/09/2024	Army West Point	43	30	73	3.0-12	1-10	1	1-0	1-23	1	0	0	0-0	0	0	0	0	3	
11/15/2024	at UTSA	54	26	80	6.0-24	3-20	0	0-0	1-24	4	1	0	3-3	0	0	0	0	27	
11/23/2024	East Carolina	38	54	92	4.0-12	2-10	1	1-0	1-29	2	2	0	4-4	0	0	0	7	28	
11/30/2024	at Temple	37	30	67	6.0-34	2-24	0	1-0	1-0	5	3	0	3-3	0	0	0	3	24	
01/03/2025	vs Texas St.	43	42	85	5.0-24	2-13	1	1-0	1-14	2	4	0	4-4	0	0	0	0	28	
North Texas		488	436	924	64.0-239	24-153	4	5-0	11-146	49	31	2	55-55	0	0	0	38	436	
Opponents		489	314	803	75.0-240	16-93	9	8-6	14-236	39	46	1	47-48	0	2	0	62	444	

Date	Opponent	Punting							Field Goals			Kickoffs						
		no.	yds	avg	long	blkd	tb	fc	50+	i20	md-att	long	blkd	no.	yds	avg	tb	ob
08/31/2024	at South Alabama	1	51	51.0	51	0	0	0	1	1	1-2	30	0	9	582	64.7	8	0
09/07/2024	SFA	6	226	37.7	50	0	0	5	1	1	0-0	0	0	6	383	63.8	5	0
09/14/2024	at Texas Tech	6	257	42.8	48	0	0	2	0	1	0-1	0	0	4	260	65.0	4	0
09/21/2024	Wyoming	3	115	38.3	44	0	0	2	0	1	3-3	45	0	8	482	60.3	3	0
09/28/2024	Tulsa	4	162	40.5	43	0	0	3	0	1	1-1	27	0	9	549	61.0	7	0
10/12/2024	at Fla. Atlantic	2	84	42.0	44	0	0	1	0	0	2-2	46	0	8	492	61.5	1	1
10/19/2024	at Memphis	4	175	43.8	52	0	0	3	1	0	1-1	34	0	6	357	59.5	4	1
10/26/2024	Tulane	3	134	44.7	49	0	0	2	0	1	1-1	43	0	7	286	40.9	3	0
11/09/2024	Army West Point	1	48	48.0	48	0	0	0	0	1	1-1	31	0	1	38	38.0	0	0
11/15/2024	at UTSA	3	128	42.7	46	0	0	3	0	0	0-0	0	0	5	292	58.4	2	1
11/23/2024	East Carolina	2	95	47.5	55	0	1	1	1	1	0-2	0	1	5	292	58.4	4	0
11/30/2024	at Temple	9	326	36.2	42	0	0	8	0	1	1-2	36	0	5	260	52.0	1	0
01/03/2025	vs Texas St.	3	127	42.3	47	0	1	1	0	0	0-0	0	0	5	325	65.0	4	0
North Texas		47	1928	41.0	55	0	2	31	4	9	11-16	46	1	78	4598	58.9	46	3
Opponents		56	2270	40.5	63	2	2	22	11	25	23-26	47	0	88	5435	61.8	50	4

UNT FOOTBALL 2024

OVERALL: 6-7 (HOME 3-3, ROAD 3-3, NEUTRAL 0-1) | AMERICAN: 3-5 (HOME 1-3, ROAD 2-2, NEUTRAL 0-0)

Opponents Game-By-Game

Date	Opponent	Rushing				Receiving				Passing				Kick Returns				Punt Returns				tot off
		no.	yds	td	lg	no.	yds	td	lg	cmp-att-int	yds	td	lg	no.	yds	td	lg	no.	yds	td	lg	
08/31/2024	at South Alabama	33	150	2	13	26	432	3	52	26-49-0	432	3	52	1	19	0	19	0	0	0	0	582
09/07/2024	SFA	31	67	0	14	20	181	1	33	20-39-1	181	1	33	0	0	0	0	0	0	0	0	248
09/14/2024	at Texas Tech	37	232	4	37	24	354	4	70	24-34-1	354	4	70	0	0	0	0	2	-6	0	0	586
09/21/2024	Wyoming	32	69	0	8	15	175	1	41	15-28-0	175	1	41	3	130	1	100	0	0	0	0	244
09/28/2024	Tulsa	47	229	0	28	20	186	2	27	20-44-2	186	2	27	2	18	0	12	1	12	0	12	415
10/12/2024	at Fla. Atlantic	43	168	1	31	22	351	3	52	22-31-1	351	3	52	3	61	0	25	1	1	0	1	519
10/19/2024	at Memphis	32	207	6	53	24	319	1	62	24-38-0	319	1	62	1	21	0	21	1	-1	0	3	526
10/26/2024	Tulane	47	297	3	41	10	175	3	45	10-13-1	175	3	45	3	6	0	6	0	0	0	0	472
11/09/2024	Army West Point	64	293	2	20	2	15	0	8	2-4-1	15	0	8	1	10	0	10	0	0	0	0	308
11/15/2024	at UTSA	48	302	3	83	29	379	2	53	29-43-1	379	2	53	1	15	0	15	0	0	0	0	681
11/23/2024	East Carolina	57	255	3	39	16	298	2	50	16-24-1	298	2	50	1	0	0	0	0	0	0	0	553
11/30/2024	at Temple	29	77	2	28	27	268	0	35	27-44-1	268	0	35	3	20	0	20	0	0	0	0	345
01/03/2025	vs Texas St.	44	201	2	73	26	307	1	70	26-35-1	307	1	70	1	20	0	20	1	2	0	2	508
Opponents		544	2547	28	83	261	3440	23	70	261-426-11	3440	23	70	20	320	1	100	6	8	0	12	5987
North Texas		384	2088	24	80	353	4267	33	96	353-562-14	4267	33	96	28	601	0	50	16	154	1	27	6355

Opponents Averages

Games	Avg/ rush	Avg/ catch	Pass effic	KR avg	PR avg	All purpose avg/game	Total offense avg/game
13	4.7	13.2	141.8	16.0	1.3	503.9	460.5

Date	Opponent	Tackles			Sacks no-yds	Fumble ff fr-yds	Pass Defense			blkd kick	PAT attempts			off pts					
		ua	a total	tfl-yds			int-yds	qbh	brup		kick	rush	rcv	saf	t/o	pts			
08/31/2024	at South Alabama	27	56	83	1.0-1	0-0	0	0-0	0-0	1	2	0	2-2	0	0	0	0	0	38
09/07/2024	SFA	38	26	64	10.0-39	3-20	0	1-0	3-117	6	3	0	2-2	0	0	0	13	20	
09/14/2024	at Texas Tech	38	28	66	5.0-15	1-3	0	0-0	3-46	3	1	0	9-9	0	0	0	21	66	
09/21/2024	Wyoming	43	20	63	3.0-14	0-0	0	0-0	0-0	6	2	0	2-2	0	0	0	0	17	
09/28/2024	Tulsa	29	20	49	6.0-21	2-11	0	0-0	0-0	2	2	0	2-2	0	0	0	0	20	
10/12/2024	at Fla. Atlantic	33	28	61	5.0-11	1-6	1	0-0	1-30	3	4	0	4-4	0	0	0	7	37	
10/19/2024	at Memphis	42	16	58	10.0-33	2-13	2	1-0	1-0	5	6	0	7-7	0	0	0	0	52	
10/26/2024	Tulane	49	16	65	5.0-17	1-10	2	2-0	0-0	2	3	0	4-5	0	1	0	7	45	
11/09/2024	Army West Point	34	18	52	4.0-11	1-3	0	0-0	2-0	0	3	0	2-2	0	0	0	0	14	
11/15/2024	at UTSA	37	16	53	5.0-6	1-0	0	0-0	2-10	3	7	0	4-4	0	1	0	7	48	
11/23/2024	East Carolina	42	36	78	7.0-19	1-7	2	1-6	0-0	3	2	1	4-4	0	0	0	7	40	
11/30/2024	at Temple	42	22	64	7.0-15	0-0	1	2-0	0-0	2	5	0	2-2	0	0	0	0	17	
01/03/2025	vs Texas St.	35	12	47	7.0-38	3-20	1	1-0	2-33	3	6	0	3-3	0	0	0	0	30	
Opponents		489	314	803	75.0-240	16-93	9	8-6	14-236	39	46	1	47-48	0	2	0	62	444	
North Texas		488	436	924	64.0-239	24-153	4	5-0	11-146	49	31	2	55-55	0	0	0	38	436	

Date	Opponent	Punting							Field Goals			Kickoffs						
		no.	yds	avg	long	blkd	tb	fc	50+	i20	md-att	long	blkd	no.	yds	avg	tb	ob
08/31/2024	at South Alabama	3	88	29.3	47	1	0	0	0	0	2-2	39	0	8	414	51.8	0	1
09/07/2024	SFA	6	246	41.0	50	0	0	5	1	2	2-2	40	0	5	315	63.0	3	0
09/14/2024	at Texas Tech	4	182	45.5	52	0	0	0	2	2	1-1	25	0	11	719	65.4	9	0
09/21/2024	Wyoming	6	232	38.7	53	0	0	1	2	2	1-1	30	0	4	260	65.0	3	0
09/28/2024	Tulsa	6	218	36.3	54	1	1	0	2	2	2-2	45	0	5	293	58.6	3	1
10/12/2024	at Fla. Atlantic	2	93	46.5	48	0	0	0	0	1	3-4	32	0	8	497	62.1	4	1
10/19/2024	at Memphis	6	254	42.3	45	0	0	5	0	2	1-2	43	0	9	579	64.3	8	0
10/26/2024	Tulane	4	192	48.0	63	0	1	1	3	2	1-1	47	0	8	505	63.1	3	0
11/09/2024	Army West Point	1	44	44.0	44	0	0	1	0	1	0-0	0	0	3	193	64.3	2	0
11/15/2024	at UTSA	3	110	36.7	38	0	0	2	0	3	4-4	44	0	8	505	63.1	5	1
11/23/2024	East Carolina	3	124	41.3	48	0	0	1	0	2	2-2	38	0	8	474	59.3	3	0
11/30/2024	at Temple	9	368	40.9	54	0	0	4	1	3	1-2	44	0	4	216	54.0	2	0
01/03/2025	vs Texas St.	3	119	39.7	43	0	0	2	0	3	3-3	47	0	7	465	66.4	5	0
Opponents		56	2270	40.5	63	2	2	22	11	25	23-26	47	0	88	5435	61.8	50	4
North Texas		47	1928	41.0	55	0	2	31	4	9	11-16	46	1	78	4598	58.9	46	3

UNT FOOTBALL 2024

OVERALL: 6-7 (HOME 3-3, ROAD 3-3, NEUTRAL 0-1) | AMERICAN: 3-5 (HOME 1-3, ROAD 2-2, NEUTRAL 0-0)

North Texas - Game Highs

RUSHES	38	at Temple (11/30/2024)
YARDS RUSHING	253	at Temple (11/30/2024)
YARDS PER RUSH	9.6	at UTSA (11/15/2024)
TD RUSHES	3	at UTSA (11/15/2024)
	3	at Memphis (10/19/2024)
	3	Wyoming (09/21/2024)
	3	at South Alabama (08/31/2024)
PASS ATTEMPTS	64	at Memphis (10/19/2024)
PASS COMPLETIONS	38	Tulane (10/26/2024)
YARDS PASSING	449	Tulane (10/26/2024)
YARDS PER PASS	12.9	Tulsa (09/28/2024)
TD PASSES	5	Tulsa (09/28/2024)
TOTAL PLAYS	97	at Memphis (10/19/2024)
TOTAL OFFENSE	653	at Memphis (10/19/2024)
YARDS PER PLAY	10.3	Tulsa (09/28/2024)
POINTS	52	Tulsa (09/28/2024)
	52	at South Alabama (08/31/2024)
SACKS BY	3	at UTSA (11/15/2024)
	3	at Fla. Atlantic (10/12/2024)
FIRST DOWNS	32	at Memphis (10/19/2024)
PENALTIES	15	SFA (09/07/2024)
PENALTY YARDS	130	Tulsa (09/28/2024)
TURNOVERS	4	SFA (09/07/2024)
PUNTS	9	at Temple (11/30/2024)
PUNTING AVG	51.0	at South Alabama (08/31/2024)
LONG PUNT	55	East Carolina (11/23/2024)
PUNTS INSIDE 20	1	at Temple (11/30/2024)
	1	East Carolina (11/23/2024)
	1	Army West Point (11/09/2024)
	1	Tulane (10/26/2024)
	1	Tulsa (09/28/2024)
	1	Wyoming (09/21/2024)
	1	at Texas Tech (09/14/2024)
	1	SFA (09/07/2024)
	1	at South Alabama (08/31/2024)
LONG PUNT RETURN	27	at Fla. Atlantic (10/12/2024)

UNT FOOTBALL 2024

OVERALL: 6-7 (HOME 3-3, ROAD 3-3, NEUTRAL 0-1) | AMERICAN: 3-5 (HOME 1-3, ROAD 2-2, NEUTRAL 0-0)

North Texas - Individual Game Highs

RUSHES	17	Shane Porter vs East Carolina (11/23/2024)
YARDS RUSHING	193	Shane Porter at UTSA (11/15/2024)
TD RUSHES	3	Shane Porter at UTSA (11/15/2024)
	3	Makenzie McGill II vs Wyoming (09/21/2024)
LONG RUSH	80	Damashja Harris vs SFA (09/07/2024)
PASS ATTEMPTS	61	Chandler Morris at Memphis (10/19/2024)
PASS COMPLETIONS	38	Chandler Morris vs Tulane (10/26/2024)
YARDS PASSING	449	Chandler Morris vs Tulane (10/26/2024)
TD PASSES	5	Chandler Morris vs Tulsa (09/28/2024)
LONG PASS	96	Chandler Morris vs Tulsa (09/28/2024)
RECEPTIONS	12	Damon Ward Jr. at South Alabama (08/31/2024)
YARDS RECEIVING	230	Damon Ward Jr. at South Alabama (08/31/2024)
TD RECEPTIONS	3	DT Sheffield vs SFA (09/07/2024)
LONG RECEPTION	96	Blair Conwright vs Tulsa (09/28/2024)
PUNTS	9	Sawyer Evans at Temple (11/30/2024)
PUNTING AVG	51.0	Sawyer Evans at South Alabama (08/31/2024)
LONG PUNT	55	Sawyer Evans vs East Carolina (11/23/2024)
PUNTS INSIDE 20	1	Sawyer Evans at Temple (11/30/2024)
	1	Sawyer Evans vs East Carolina (11/23/2024)
	1	Sawyer Evans vs Army West Point (11/09/2024)
	1	Sawyer Evans vs Tulane (10/26/2024)
	1	Sawyer Evans vs Tulsa (09/28/2024)
	1	Sawyer Evans vs Wyoming (09/21/2024)
	1	Sawyer Evans at Texas Tech (09/14/2024)
	1	Sawyer Evans vs SFA (09/07/2024)
	1	Sawyer Evans at South Alabama (08/31/2024)
LONG PUNT RETURN	27	DT Sheffield at Fla. Atlantic (10/12/2024)
LONG KICKOFF RETURN	50	Juwaun Price vs SFA (09/07/2024)
TACKLES	16	Jaylen Smith vs East Carolina (11/23/2024)
SACKS	2	Roderick Brown at South Alabama (08/31/2024)
TACKLES FOR LOSS	2	Breyton Charles vs East Carolina (11/23/2024)
	2	Chavez Brown at UTSA (11/15/2024)
	2	Roderick Brown at South Alabama (08/31/2024)

UNT FOOTBALL 2024

OVERALL: 6-7 (HOME 3-3, ROAD 3-3, NEUTRAL 0-1) | AMERICAN: 3-5 (HOME 1-3, ROAD 2-2, NEUTRAL 0-0)

3rd-Down Conversions

Date	Opponent	Score	Overall	1st Qtr	2nd Qtr	3rd Qtr	4th Qtr	Overtime
08/31/2024	at South Alabama	W 52-38	8-12 66.7	4-5 80.0	0-2 0.0	1-1 100.0	3-4 75.0	0-0 0.0
09/07/2024	SFA	W 35-20	3-14 21.4	1-4 25.0	0-4 0.0	1-3 33.3	1-3 33.3	0-0 0.0
09/14/2024	at Texas Tech	L 21-66	4-14 28.6	0-2 0.0	0-4 0.0	0-4 0.0	4-4 100.0	0-0 0.0
09/21/2024	Wyoming	W 44-17	4-14 28.6	2-4 50.0	0-3 0.0	1-4 25.0	1-3 33.3	0-0 0.0
09/28/2024	Tulsa	W 52-20	3-10 30.0	0-3 0.0	0-3 0.0	3-3 100.0	0-1 0.0	0-0 0.0
10/12/2024	at Fla. Atlantic	W 41-37	4-12 33.3	0-3 0.0	0-3 0.0	1-2 50.0	3-4 75.0	0-0 0.0
10/19/2024	at Memphis	L 44-52	9-20 45.0	0-0 0.0	4-8 50.0	3-6 50.0	2-6 33.3	0-0 0.0
10/26/2024	Tulane	L 37-45	4-14 28.6	1-3 33.3	0-2 0.0	2-5 40.0	1-4 25.0	0-0 0.0
11/09/2024	Army West Point	L 3-14	4-11 36.4	2-6 33.3	0-2 0.0	0-1 0.0	2-2 100.0	0-0 0.0
11/15/2024	at UTSA	L 27-48	2-11 18.2	0-2 0.0	0-3 0.0	2-4 50.0	0-2 0.0	0-0 0.0
11/23/2024	East Carolina	L 28-40	7-16 43.8	4-5 80.0	3-4 75.0	0-4 0.0	0-3 0.0	0-0 0.0
11/30/2024	at Temple	W 24-17	7-19 36.8	2-5 40.0	1-5 20.0	2-4 50.0	2-5 40.0	0-0 0.0
01/03/2025	vs Texas St.	L 28-30	7-12 58.3	2-3 66.7	2-3 66.7	1-3 33.3	2-3 66.7	0-0 0.0
North Texas			66-179 36.9	18-45 40.0	10-46 21.7	17-44 38.6	21-44 47.7	0-0 0.0
Opponents			79-196 40.3	18-42 42.9	26-57 45.6	11-44 25.0	24-53 45.3	0-0 0.0

4th-Down Conversions

Date	Opponent	Score	Overall	1st Qtr	2nd Qtr	3rd Qtr	4th Qtr	Overtime
08/31/2024	at South Alabama	W 52-38	0-1 0.0	0-0 0.0	0-1 0.0	0-0 0.0	0-0 0.0	0-0 0.0
09/07/2024	SFA	W 35-20	2-2 100.0	1-1 100.0	0-0 0.0	1-1 100.0	0-0 0.0	0-0 0.0
09/14/2024	at Texas Tech	L 21-66	2-3 66.7	0-0 0.0	1-1 100.0	1-2 50.0	0-0 0.0	0-0 0.0
09/21/2024	Wyoming	W 44-17	4-4 100.0	2-2 100.0	1-1 100.0	1-1 100.0	0-0 0.0	0-0 0.0
09/28/2024	Tulsa	W 52-20	0-2 0.0	0-1 0.0	0-0 0.0	0-0 0.0	0-1 0.0	0-0 0.0
10/12/2024	at Fla. Atlantic	W 41-37	2-4 50.0	2-2 100.0	0-1 0.0	0-0 0.0	0-1 0.0	0-0 0.0
10/19/2024	at Memphis	L 44-52	3-6 50.0	0-0 0.0	0-2 0.0	1-2 50.0	2-2 100.0	0-0 0.0
10/26/2024	Tulane	L 37-45	4-5 80.0	0-0 0.0	0-1 0.0	1-2 50.0	3-2 150.0	0-0 0.0
11/09/2024	Army West Point	L 3-14	3-5 60.0	3-3 100.0	0-2 0.0	0-0 0.0	0-0 0.0	0-0 0.0
11/15/2024	at UTSA	L 27-48	1-5 20.0	0-0 0.0	0-2 0.0	1-1 100.0	0-2 0.0	0-0 0.0
11/23/2024	East Carolina	L 28-40	0-4 0.0	0-1 0.0	0-0 0.0	0-1 0.0	0-2 0.0	0-0 0.0
11/30/2024	at Temple	W 24-17	0-1 0.0	0-0 0.0	0-0 0.0	0-0 0.0	0-1 0.0	0-0 0.0
01/03/2025	vs Texas St.	L 28-30	0-2 0.0	0-0 0.0	0-0 0.0	0-1 0.0	0-1 0.0	0-0 0.0
North Texas			21-44 47.7	8-10 80.0	2-11 18.2	6-11 54.5	5-12 41.7	0-0 0.0
Opponents			13-29 44.8	1-4 25.0	2-8 25.0	4-7 57.1	6-10 60.0	0-0 0.0

Time of Possession

Date	Opponent	Score	Overall	1st Qtr	2nd Qtr	3rd Qtr	4th Qtr	Overtime
08/31/2024	at South Alabama	W 52-38	29:32	09:13	07:31	04:42	08:06	00:00
09/07/2024	SFA	W 35-20	33:52	10:10	06:10	07:51	09:41	00:00
09/14/2024	at Texas Tech	L 21-66	27:29	02:56	08:56	05:20	10:17	00:00
09/21/2024	Wyoming	W 44-17	31:47	02:36	10:57	09:33	08:41	00:00
09/28/2024	Tulsa	W 52-20	23:25	04:04	05:46	09:25	04:10	00:00
10/12/2024	at Fla. Atlantic	W 41-37	23:50	05:58	05:03	07:33	05:16	00:00
10/19/2024	at Memphis	L 44-52	27:50	02:57	09:16	09:10	06:27	00:00
10/26/2024	Tulane	L 37-45	29:01	04:21	08:28	07:05	09:07	00:00
11/09/2024	Army West Point	L 3-14	18:15	06:55	05:07	00:38	05:35	00:00
11/15/2024	at UTSA	L 27-48	20:44	03:52	04:52	05:16	06:44	00:00
11/23/2024	East Carolina	L 28-40	31:27	06:31	11:56	07:17	05:43	00:00
11/30/2024	at Temple	W 24-17	28:46	06:50	06:29	05:36	09:51	00:00
01/03/2025	vs Texas St.	L 28-30	22:13	04:08	08:16	04:31	05:18	00:00
North Texas			Total 348:11	70:31	98:47	83:57	94:56	00:00
			Avg. 26:47	05:25	07:36	06:27	07:18	00:00
Opponents			Total 431:41	91:59	128:43	86:00	124:59	00:00
			Avg. 33:12	07:05	09:54	06:37	09:37	00:00

UNT FOOTBALL 2024

OVERALL: 6-7 (HOME 3-3, ROAD 3-3, NEUTRAL 0-1) | AMERICAN: 3-5 (HOME 1-3, ROAD 2-2, NEUTRAL 0-0)

North Texas Inside Opponent Red-Zone

Date	Opponent	Score	Times	Times	Total	Rush		Pass	FGs	Failed to score inside RZ						
			In RZ	Scored	Pts	TDs	TDs	TDs	Made	FGA	Down	Int	Fumb	Half	Game	
08/31/2024	at South Alabama	W 52-38	6	5	31	4	3	1	1	1	1	0	0	0	0	0
09/07/2024	SFA	W 35-20	3	2	14	2	0	2	0	0	0	0	0	0	0	1
09/14/2024	at Texas Tech	L 21-66	4	2	14	2	1	1	0	1	0	0	0	0	0	1
09/21/2024	Wyoming	W 44-17	5	5	27	3	2	1	2	2	0	0	0	0	0	0
09/28/2024	Tulsa	W 52-20	5	5	31	4	1	3	1	1	0	0	0	0	0	0
10/12/2024	at Fla. Atlantic	W 41-37	5	5	31	4	1	3	1	1	0	0	0	0	0	0
10/19/2024	at Memphis	L 44-52	5	4	23	3	1	2	1	1	0	1	0	0	0	0
10/26/2024	Tulane	L 37-45	4	4	23	3	2	1	1	1	0	0	0	0	0	0
11/09/2024	Army West Point	L 3-14	4	1	3	0	0	0	1	1	1	2	0	0	0	0
11/15/2024	at UTSA	L 27-48	3	1	7	1	0	1	0	0	2	0	0	0	0	0
11/23/2024	East Carolina	L 28-40	6	4	28	4	1	3	0	1	1	0	0	0	0	0
11/30/2024	at Temple	W 24-17	3	2	10	1	0	1	1	2	0	0	0	0	0	0
01/03/2025	vs Texas St.	L 28-30	3	2	14	2	1	1	0	0	0	1	0	0	0	0
Totals 42 of 56 (75.0%)			56	42	256	33	13	20	9	12	5	4	0	0	0	2

Opponents Inside North Texas Red-Zone

Date	Opponent	Score	Times	Times	Total	Rush		Pass	FGs	Failed to score inside RZ						
			In RZ	Scored	Pts	TDs	TDs	TDs	Made	FGA	Down	Int	Fumb	Half	Game	
08/31/2024	South Alabama	W 52-38	5	5	25	3	2	1	2	2	0	0	0	0	0	0
09/07/2024	SFA	W 35-20	2	2	6	0	0	0	2	2	0	0	0	0	0	0
09/14/2024	Texas Tech	L 21-66	6	6	38	5	3	2	1	1	0	0	0	0	0	0
09/21/2024	Wyoming	W 44-17	1	1	3	0	0	0	1	1	0	0	0	0	0	0
09/28/2024	Tulsa	W 52-20	3	3	17	2	0	2	1	1	0	0	0	0	0	0
10/12/2024	Fla. Atlantic	W 41-37	6	6	30	3	1	2	3	3	0	0	0	0	0	0
10/19/2024	Memphis	L 44-52	6	5	35	5	5	0	0	1	0	0	0	0	0	0
10/26/2024	Tulane	L 37-45	5	5	35	5	3	2	0	0	0	0	0	0	0	0
11/09/2024	Army West Point	L 3-14	3	2	14	2	2	0	0	0	0	0	0	0	1	0
11/15/2024	UTSA	L 27-48	6	5	28	3	2	1	2	2	1	0	0	0	0	0
11/23/2024	East Carolina	L 28-40	5	4	19	2	2	0	2	2	1	0	0	0	0	0
11/30/2024	Temple	W 24-17	5	2	14	2	2	0	0	1	1	1	0	0	0	0
01/03/2025	Texas St.	L 28-30	3	3	13	1	1	0	2	2	0	0	0	0	0	0
Totals 49 of 56 (87.5%)			56	49	277	33	23	10	16	18	3	1	0	1	0	0

UNT FOOTBALL 2024

OVERALL: 6-7 (HOME 3-3, ROAD 3-3, NEUTRAL 0-1) | AMERICAN: 3-5 (HOME 1-3, ROAD 2-2, NEUTRAL 0-0)

##	Player	GP-GS	USA	SFA	TTU	UW	Tulsa	FAU	Mem	Tulane	ARM	UTSA	ECU	Temple	TXST
0	Blair Conwright	13/5	START	START	START	XXX	XXX	XXX	XXX	XXX	XXX	XXX	START	START	XXX
1	Isheem Young	0/0
2	Juwaun Price	2/1	XXX	START
2	Evan Jackson	13/9	START	START	START	START	START	START	START	XXX	START	START	XXX	XXX	XXX
3	Jace Ruder	13/0	XXX	XXX	XXX	XXX	XXX	XXX	XXX	XXX	XXX	XXX	XXX	XXX	XXX
3	Cash McCollum	0/0
4	Chandler Morris	12/12	START	START	START	START	START	START	START	START	START	START	START	START	...
4	Brian Nelson II	12/9	START	XXX	XXX	...	XXX	START	START	START	START	START	START	START	START
5	Ridge Texada	13/13	START	START	START	START	START	START	START	START	START	START	START	START	START
5	Grant Tisdale	0/0
6	Loranzo Thompson	0/0
6	Ikaika Ragsdale	2/1	START	XXX
7	Shane Whitter	12/5	XXX	XXX	XXX	START	START	START	START	START	...	XXX	XXX	XXX	XXX
7	Dalton Carnes	13/8	XXX	XXX	START	START	START	START	START	START	START	START	XXX	XXX	XXX
8	Jordan Brown	13/10	START	START	START	XXX	XXX	XXX	START	START	START	START	START	START	START
8	Damon Ward Jr.	10/10	START	START	START	START	START	START	START	START	START	START
9	Jake Shipley	12/10	XXX	XXX	START	START	START	START	...	START	START	START	START	START	START
9	Nick Rempert	12/3	...	XXX	XXX	XXX	START	START	START	XXX	XXX	XXX	XXX	XXX	XXX
10	Roderick Brown	13/13	START	START	START	START	START	START	START	START	START	START	START	START	START
10	DT Sheffield	12/11	START	START	START	START	START	START	START	START	START	START	START	XXX	...
11	Jeremiah Aaron	4/0	XXX	XXX	XXX	XXX
13	Miles Coleman	11/2	XXX	XXX	XXX	XXX	XXX	XXX	XXX	XXX	XXX	START	START
13	Chris Gant Jr.	3/0	XXX	XXX	XXX	...
14	Jayven Anderson	12/2	XXX	START	START	XXX	XXX	XXX	XXX	XXX	XXX	XXX	XXX	XXX	...
14	Kyle Koch	3/0	XXX	XXX	XXX
15	Fatafehi Vailea	13/7	START	START	START	XXX	START	XXX	START	XXX	START	XXX	XXX	XXX	START
15	Carson Woods	0/0
16	Gabe Stroud	4/0	XXX	XXX	XXX	XXX
16	Tom von Grote	0/0
17	Taylor Starling	13/4	XXX	START	START	START	XXX	XXX	XXX	XXX	XXX	XXX	XXX	XXX	XXX
17	Drew Mestemaker	5/1	XXX	XXX	XXX	XXX	START
18	Mason Ferguson	1/0	XXX
19	Victor Aderungboye	3/0	...	XXX	XXX	...	XXX
19	Jaden Pettway	0/0
20	Alphie Guillory Jr.	13/1	START	XXX	XXX	XXX	XXX	XXX	XXX	XXX	XXX	XXX	XXX	XXX	XXX
21	Jayden Hill	12/12	START	START	START	START	START	START	START	...	START	START	START	START	START
21	Kiefer Sibley	8/1	XXX	XXX	XXX	XXX	START	XXX	XXX	XXX
22	Landon Sides	12/3	...	XXX	XXX	START	XXX	XXX	XXX	XXX	XXX	XXX	XXX	START	START
22	Jaydon Smith	0/0
23	X'Avion Brice	8/0	XXX	XXX	XXX	XXX	XXX	XXX	XXX	XXX
23	Oscar Hammond	10/6	START	XXX	XXX	XXX	START	START	...	START	XXX	START	START
24	Chavez Brown	13/6	XXX	XXX	XXX	START	START	START	XXX	XXX	XXX	XXX	START	START	START
25	Kollin Lewis	10/1	XXX	XXX	XXX	XXX	XXX	XXX	XXX	START	XXX	XXX
26	Zach Evans	2/0	XXX	...	XXX
26	Kerry Williams II	4/0	XXX	...	XXX	XXX	XXX
27	Matthew Moore	6/0	XXX	XXX	XXX	XXX	XXX	...	XXX
27	Wyatt Young	13/4	XXX	START	START	XXX	XXX	XXX	XXX	XXX	START	XXX	XXX	XXX	START
29	Blake Ford	13/0	XXX	XXX	XXX	XXX	XXX	XXX	XXX	XXX	XXX	XXX	XXX	XXX	XXX
30	BJ Allen Jr.	8/0	XXX	XXX	XXX	XXX	XXX	XXX	XXX	XXX
30	Ashton Gray	3/0	XXX	...	XXX	XXX	...
31	Shane Porter	13/9	XXX	XXX	XXX	START	START	START	START	XXX	START	START	START	START	START
31	Hudson Emeterio	0/0
32	Ethan Wesloski	13/10	START	START	START	START	START	START	START	START	START	START	XXX	XXX	XXX
32	Case Peacock	0/0
34	C.J. Garnett	11/0	XXX	XXX	XXX	XXX	XXX	XXX	XXX	XXX	XXX	XXX	XXX
34	Lane Stewart	0/0
35	J.J. Jean-Louis	6/0	...	XXX	XXX	XXX	XXX	XXX	XXX
36	Jaylen Smith	13/13	START	START	START	START	START	START	START	START	START	START	START	START	START
37	Kabriel Anderson-Dale	4/0	...	XXX	XXX	XXX	XXX
38	Makenzie McGill II	13/0	XXX	XXX	XXX	XXX	XXX	XXX	XXX	XXX	XXX	XXX	XXX	XXX	XXX

UNT FOOTBALL 2024

OVERALL: 6-7 (HOME 3-3, ROAD 3-3, NEUTRAL 0-1) | AMERICAN: 3-5 (HOME 1-3, ROAD 2-2, NEUTRAL 0-0)

##	Player	GP-GS	USA	SFA	TTU	UW	Tulsa	FAU	Mem	Tulane	ARM	UTSA	ECU	Temple	TXST
38	Sultan El-Amin Jr.	0/0
39	Quinton Hammonds	13/5	XXX	XXX	XXX	XXX	XXX	XXX	XXX	START	XXX	START	START	START	START
39	Shawn Wara	1/0	XXX
40	Kali Nguma	13/0	XXX	XXX	XXX	XXX	XXX	XXX	XXX	XXX	XXX	XXX	XXX	XXX	XXX
41	Sawyer Evans	13/0	XXX	XXX	XXX	XXX	XXX	XXX	XXX	XXX	XXX	XXX	XXX	XXX	XXX
42	Harold Nash III	1/0	...	XXX
44	Damashja Harris	3/0	XXX	XXX	XXX
44	Kade Sink	0/0
45	Zhaiylen Scott	4/0	XXX	...	XXX	XXX	XXX
46	Nathan Laperi	8/0	...	XXX	XXX	XXX	XXX	XXX	...	XXX	XXX	...	XXX
47	Harrison Dempsey	1/0	XXX
47	Miguel Arenas	0/0
48	Jaedon Langley	3/0	XXX	XXX	XXX
49	Kamdon McFarland	12/0	XXX	XXX	XXX	XXX	XXX	XXX	XXX	XXX	XXX	XXX	...	XXX	XXX
50	Caden Yates	11/0	XXX	XXX	XXX	XXX	XXX	XXX	XXX	XXX	XXX	XXX	XXX
50	Ramon Pernas	0/0
51	Tristan Bennett	0/0
52	Jenson Walker	12/0	XXX	XXX	XXX	XXX	XXX	XXX	XXX	...	XXX	XXX	XXX	XXX	XXX
53	Blake Fann	13/0	XXX	XXX	XXX	XXX	XXX	XXX	XXX	XXX	XXX	XXX	XXX	XXX	XXX
54	Johnny Dickson III	10/6	...	XXX	XXX	...	XXX	XXX	START	START	START	...	START	START	START
56	Tyler Mercer	8/6	XXX	START	XXX	START	START	...	START	START	START	...
57	Austin Williams	0/0
58	Ma'Kyri Lee	4/3	START	START	START	XXX
59	Christian Pettway	0/0
60	Paula Vaipulu	12/3	XXX	XXX	XXX	XXX	XXX	XXX	XXX	XXX	XXX	START	START	START	...
61	Paul Gurrola	0/0
62	Amarion Berry	0/0
64	Jett Duncan	10/10	START	...	START	START	START	START	START	START	START	START	START
65	Gabe Blair	1/1	START
67	Braydon Nelson	12/11	...	XXX	START	START	START	START	START	START	START	START	START	START	START
68	Keon Johnson	12/0	...	XXX	XXX	XXX	XXX	XXX	XXX	XXX	XXX	XXX	XXX	XXX	XXX
69	Ryan Krueger	0/0
70	Isaac Sohn	0/0
71	Leke Asenuga	10/8	START	START	START	START	START	START	START	XXX	START	XXX
72	Landon Peterson	11/11	START	START	...	START	START	START	...	START	START	START	START	START	START
73	Jasper Lott	3/0	XXX	XXX	XXX
74	Larry Moore III	12/6	START	START	START	START	START	START	XXX	XXX	XXX	...	XXX	XXX	XXX
76	Desmond Magiya	8/0	XXX	XXX	XXX	XXX	XXX	XXX	XXX	XXX	...
78	Layton Firestone	0/0
80	Baron Tipton	3/0	XXX	XXX	...	XXX
81	Richard Rocquemore	8/0	XXX	XXX	XXX	XXX	XXX	XXX	XXX	XXX	...
82	Dallas Dudley	2/0	XXX	XXX
83	Zack Darkoch	1/0	XXX
84	Luke Carter	0/0
85	Conner Dunphy	0/0
86	Darson Herman	12/0	XXX	XXX	XXX	XXX	XXX	XXX	XXX	XXX	XXX	XXX	XXX	XXX	...
87	Brandon Young Jr.	10/1	XXX	XXX	...	XXX	START	XXX	XXX	XXX	XXX	XXX	XXX
88	Xzavior Kautai	10/0	XXX	XXX	XXX	XXX	XXX	XXX	XXX	XXX	...	XXX	XXX
89	Terrell Dawkins	12/9	START	START	XXX	START	XXX	XXX	START	START	START	START	START	START	...
91	Keith Smith Jr.	0/0
92	Javian Council	0/0
93	Jheison Saunds	0/0
94	Jayden Williams	9/0	XXX	XXX	XXX	XXX	XXX	...	XXX	XXX	XXX	XXX	...
95	Breylon Charles	11/4	XXX	XXX	...	XXX	XXX	START	XXX	...	XXX	XXX	START	START	START
96	Matthew Reed	0/0
97	VJ Bronson	5/0	XXX	XXX	XXX	XXX	XXX
98	Seth Ford	1/0	XXX
99	Dadrian Burleson	0/0