



UNT

MEAN GREEN

2024-25 MEN'S BASKETBALL

GAME NOTES

SCHEDULE/RESULTS

Overall: 27-8 • Home: 17-1 • Away: 8-5 • Neutral: 2-2
AAC: 14-4 • Home: 8-1 • Away: 6-3

DATE	OPPONENT	TIME/RESULT
Nov. 05	Evansville (ESPN+)	W, 80-63
Nov. 07	Wayland Baptist (ESPN+)	W, 80-38
Nov. 13	at Minnesota (BigTen+)	W, 54-51
Nov. 18	at McNeese State (ESPN+)	L, 61-68
Nov. 21	Texas Wesleyan (ESPN+)	W, 73-66
Nov. 25	Oregon State (ESPN+)	W, 58-55
Nov. 28	vs. Northern Iowa! (ESPNU)	W, 68-48
Nov. 29	vs. Utah State! (ESPN2)	L, 61-57
Dec. 06	at High Point (ESPN+)	L, 76-71
Dec. 18	Mississippi Valley State (ESPN+)	W, 83-42
Dec. 20	Appalachian State (ESPN+)	W, 68-64
Dec. 22	Houston Christian (ESPN+)	W, 62-46
Dec. 31	UAB* (ESPNU)	W, 78-75
Jan. 05	at No. 21 Memphis* (ESPN)	L, 68-64
Jan. 08	Rice* (ESPNU)	W, 81-59
Jan. 14	at East Carolina* (ESPN+)	W, 69-60
Jan. 18	at UTSA* (ESPN+)	W, 72-57
Jan. 22	Temple* (ESPN+)	W, 76-67
Jan. 26	Florida Atlantic* (ESPNU)	W, 77-64
Jan. 29	at Wichita State* (ESPN+)	W, 58-54
Feb. 01	UTSA (ESPN+)	L, 54-50
Feb. 03	at UAB* (ESPN2)	L, 64-61
Feb. 08	Tulane* (ESPN+)	W, 76-66
Feb. 11	at Rice* (ESPNU)	W, 67-61
Feb. 19	Tulsa* (ESPN+)	W, 63-44
Feb. 23	at South Florida* (ESPNU)	W, 64-57
Feb. 27	at Florida Atlantic* (ESPN2)	W, 71-61
March 3	Wichita State* (ESPN2)	W, 68-66
March 6	Charlotte* (ESPN2)	W, 75-64
March 9	at Temple* (ESPN+)	L, 66-61

AAC CHAMPIONSHIP (FORT WORTH)

March 14	vs. No. 10 Tulsa (Quarterfinals)	W, 77-59
March 15	vs. No. 3 UAB (Semifinals)	L, 66-56

2025 NATIONAL INVITATION TOURNAMENT

March 19	Furman (First Round)	W, 75-64
March 23	Arkansas State (Second Round)	W, 65-63
March 25	at Oklahoma State (Quarterfinal)	W, 61-59
April 1	vs. UC Irvine (Semifinal)	6 PM CT

* AAC Game | ! NIT Season Tip Off (Orlando, FL)

MATCHUP



No. 2 North Texas Mean Green (27-8, 14-4 AAC)

Head Coach: Ross Hodge, 2nd season overall (46-23); 2nd season as HC at UNT
(Same)

VS



No. 1 UC Irvine Anteaters (31-6, 17-3 Big West)

Head Coach: Russell Turner, 15th Season Overall (320-186); 15th Season At UCI (Same)

Date / Time _____ April 1, 2025 / 6:00 PM CT
 Site / Venue _____ Hinkle Fieldhouse / Indianapolis, IN (9,100)
 TV _____ ESPN
 Pxp _____ Mike Corey
 Analyst _____ Fran Frashchilla
 Sideline _____ Ashley ShahAhmadi
 Radio _____ Mean Green Sports Network / The Varsity Network
 Pxp _____ Dave Barnett
 Analyst _____ Hank Dickenson

Series History

Overall	2-2
In Denton	UNT leads 1-0
In Irvine	UCI leads 2-1
Neutral	0-0
Last Meeting	UCI 93, UNT 84 (3/4/00, Irvine, CA)
Streak	L2

QUICK SHOTS

» North Texas is under the leadership of second-year head coach Ross Hodge. Last year, which was UNT's first season in the American, Hodge led UNT to a 19-win season and a seventh place finish in the AAC standings (10-8). They reached the second round of the NIT. Hodge was named a finalist for the 2024 Joe B. Hall National Coach of the Year Award, which is given to the nation's best rookie head coach. He was the only rookie head coach to lead his respective team to either the NCAA Tournament or NIT last season. Prior to being named UNT's head coach, Hodge served as its associate head coach from 2017-2023 under Grant McCasland.

» This year Hodge has led a revamped Mean Green team to an eight-win overall improvement and four more league wins than last year. UNT, who was picked in this year's AAC Preseason Poll to finish in seventh came in second place, five spots higher than projected.

» UNT's roster this season features 10 newcomers (7 transfers and 3 freshmen). The Mean Green lost their top six scorers from last season and four starters. Moulaye Sissoko was the team's top returning scorer (103 total points last year) and was its only returning starter (34 starts last year). UNT returned just 10 percent of its scoring from last season.

» The Mean Green have featured one of the nation's top defenses over the last five seasons. Since 2020, North Texas is giving up an average just 59.4 points per game. Only Houston is giving up fewer points per game over the last five seasons combined (58.1).

» UNT's 27 total wins are the second most single season wins in school history. UNT's 14 league wins were tied for the third most league wins in school history.

» Ross Hodge's 46 total wins are the most by a UNT head coach in their first two seasons.

» UNT defeated Oklahoma St., 61-59, on the road last Tuesday to advance to the semifinal round

» UNT is in the NIT for a 4th straight year. No active team in the tournament has made it more consecutive years than UNT. They have won at least one NIT game each year. Prior to this four-year run, North Texas had never been to the NIT.

» The Mean Green are 10-2 all-time in the NIT.

» North Texas won the 2023 NIT championship. They were the 2 seed in their region that year as well. Seniors Matthew Stone and Moulaye Sissoko are the only active players who were on the 2023 team. This is the 86th NIT Tournament. There have been 21 programs to win multiple titles.

» Tuesday is matchup between two teams who used to be conference mates. The Mean Green were in the Big West Conference for four quick seasons from 1996-2000. UNT and Irvine played four times in those four seasons and split the series. Tuesday will be the first time the programs have played one another since UNT left the Big West Conference following the 1999-00 season. Tuesday will be the first time they've played in a non-conference setting.

» UNT's leading scorer Atin Wright played three seasons at CSU Northridge and has faced UC Irvine three times prior to Tuesday. Wright is averaging 15.6 PPG against UCI in his career.

» A win Tuesday advances UNT to the NIT Finals for the second time in program history and for the second time in three years.

PROBABLE NORTH TEXAS STARTERS (BASED ON LAST GAME)

Pos.	No.	Name	Ht.	Wt.	Cl.	Hometown (High School)	PPG	RPG	APG	Blk	Stl	FG%	FT%
PG	3	Jasper Floyd	6-3	195	Sr.	Tampa, FL (Wharton)	8.8	2.9	3.9	0.1	1.3	.419	.763
G	5	Rondel Walker	6-5	185	Sr.	Midwest City, OK (Putnam City West)	3.7	3.7	0.9	0.4	1.0	.418	.571
F	8	Grant Newell	6-9	220	Jr.	Chicago, IL (IMG Academy, FL.)	6.2	3.6	0.5	0.2	0.5	.414	.744
G	10	Atin Wright	6-1	185	Sr.	Hawthorne, CA (Fairmont Prep)	14.9	2.4	0.7	0.0	0.9	.402	.941
F	14	Moulaye Sissoko	6-9	245	Sr.	Bamako, Mali (Lincoln Academy, GA.)	7.5	6.5	0.6	0.4	0.7	.641	.698
G	0	Tyran Mason	6-6	195	Fr.	Vichy, France (Plano)	4.0	1.0	0.5	0.0	0.1	.455	.556
G	1	Latrell Jossell	6-1	175	Sr.	Chicago, IL (Keller Central, TX.)	7.3	1.3	1.5	0.1	1.1	.354	.761
G	2	Johnathan Massie	6-6	195	Sr.	Houston, TX (Legacy)	7.8	4.5	0.9	0.2	1.2	.420	.755
F	6	Brenen Lorient	6-9	215	Jr.	Ocala, FL (Forest)	11.8	4.9	1.3	1.1	0.9	.577	.724
G	23	Matthew Stone	6-4	200	Sr.	Kingfisher, OK (Kingfisher)	0.5	0.6	0.3	0.0	0.4	.286	1.000

2023 NIT CHAMPIONS

NCAA TOURNAMENT: 2021, 2010, 2007, 1988

2024-25 ROSTER

No.	Name	Pos.	Ht.	Weight	Class	Experience	Hometown (High School)
0	Tyran Mason	Guard	6-6	195 lbs	Fr.	HS	Vichy, France (Plano)
1	Latrell Jossell	Guard	6-1	175 lbs	Sr.	TR	Chicago, IL (Keller Central)
2	Johnathan Massie	Guard	6-6	195 lbs	Sr.	TR	Houston, TX (Legacy)
3	Jasper Floyd	Guard	6-3	195 lbs	Sr.	TR	Tampa, FL (Wharton)
4	Alex Cotton	Guard	6-3	200 lbs	Soph.	1L	Carrollton, TX (Hebron)
5	Rondel Walker	Guard	6-5	185 lbs	Sr.	1L	Midwest City, OK (Putnam City West)
6	Brenen Lorient	Forward	6-9	215 lbs	Jr.	TR	Ocala, FL (Forest)
7	Baron Smith Jr.	Forward	6-9	220 lbs	Fr.	HS	Haltom City, TX (Haltom City)
8	Grant Newell	Forward	6-9	220 lbs	Jr.	TR	Chicago, IL (IMG Academy FL.)
10	Atin Wright	Guard	6-1	185 lbs	Sr.	TR	Hawthorne, CA (Fairmont Prep)
11	Brock Vice	Center	6-10	240 lbs	R-Fr.	TR	Memphis, TN (Houston)
13	Ma'Syn Howell	Fuard	6-1	180 lbs	R-Fr.	RS	Inglewood, CA (Legacy HS, TX)
14	Moulaye Sissoko	Forward	6-9	245 lbs	Sr.	2L	Bamako, Mali (Lincoln Academy, GA.)
20	Grayson Allo	Guard	6-5	185 lbs	Jr.	2L	Carrollton, TX (Hebron)
23	Matthew Stone	Guard	6-4	200 lbs	Sr.	3L	Kingfisher, OK (Kingfisher)

STAFF

Head Coach	Ross Hodge (2nd season as HC/8th at UNT)
Assistant Coach	Johnny Estelle (2nd season)
Assistant Coach	Phil Forte (2nd season)
Assistant Coach	Jase Herl (2nd season)
Assistant Coach	Andre Shaw (4th season)
Assistant Coach	Mike Randle (2nd season)
Director of Scouting	Sean McClurg (1st season)
Strength & Conditioning	Jason Martinez (2nd season)
Athletic Trainer	Mathew Donello (3rd season)
Nutritionist	Kristina Martinez (2nd season)
Graduate Manager	Mikey Malone (1st season as graduate manager/5th season at UNT)
Graduate Manager	Preston Paulson (1st season)
Graduate Manager	Luke Stuart (2nd season)
Graduate Manager	Preston Tabor (2nd season as graduate manager/ 3rd season at UNT)

PRONUNCIATION

Latrell Jossell	luh-trel jah-sell (his name rhymes)
Johnathan Massie	mas-C
Brenen Lorient	bre-nen lori-ent
Atin Wright	at-in
Ma'Syn Howell	may-son (Like "Mason")
Moulaye Sissoko	moo-ly suh-so-ko



MEDIA SPOT CHART KEY CONTRIBUTORS

(probable starters in green based on last game)

	0	TYRAN MASON	Fr. » G » 6-6 » 195 » Vichy, France » Plano HS	<ul style="list-style-type: none"> • Last played 3 minutes off the bench on Jan. 8 vs Rice • Led all Dallas-Fort Worth Metroplex prep players last year in PPG (25.3) • Father Timothy played at SMU ('93) and professionally in Europe 	Career-Highs Pts _____ 8 Reb _____ 2(2x) Ast _____ 2 Stl _____ 1 3FGs _____ 1
	1	LATRELL JOSSELL	Sr. » G » 6-1 » 175 » Chicago, IL » Stephen F. Austin	<ul style="list-style-type: none"> • Has two 20-point games this season • Has scored 1,280 career points and made 244 career 3FGs • Grew up in Chicago but family moved to Keller, TX in 2016 	Career-Highs Pts _____ 28 Reb _____ 7 Ast _____ 7 3FGs _____ 7 FT _____ 15
	2	JOHNATHAN MASSIE	Sr. » G » 6-6 » 195 » Houston, TX » Longwood	<ul style="list-style-type: none"> • Missed five games (toe) from Feb. 19-March 6 • 2022 Southland Conference Freshman of the Year • Led Longwood to the 2024 NCAA Tournament last year 	Career-Highs Pts _____ 31 Reb _____ 12 Ast _____ 8 3FG _____ 3 (5x) Stl _____ 5
	3	JASPER FLOYD	Sr. » G » 6-3 » 195 » Tampa, FL » Fairfield	<ul style="list-style-type: none"> • A 4th year transfer from Fairfield, played two years at juco prior • Won a NJCAA National Championship in 2022 at Northwest FL State • Set the Fairfield single season program record last year with 87 steals 	Career-Highs Pts _____ 25 Reb _____ 10 (2x) Ast _____ 9 Stl _____ 6 (3x) 3FG _____ 4
	4	ALEX COTTON	Soph. » G » 6-3 » 200 » Carrollton, TX » Hebron HS	<ul style="list-style-type: none"> • Has not played since Nov. 21 vs Texas Wesleyan • Played in two conference games last year • Led his Hebron HS team to two top 10 wins (No. 10 Plano & No.9 Allen) 	Career-Highs Pts _____ 5 Reb _____ 2 Ast _____ 1 3FG _____ 1 (3x) Stl _____ 1 (2x)
	5	RONDEL WALKER	Sr. » G » 6-5 » 185 » Midwest City, OK » TCU	<ul style="list-style-type: none"> • Has scored in double figures three times this season all on the road • Has set a career high in rebounds this year • Coming out of high school was a unanimous top 75 prospect in country 	Career-Highs Pts _____ 20 Reb _____ 11 Ast _____ 5 Stl _____ 6 3FG _____ 4 (2x)
	6	BRENEN LORIENT	Jr. » F » 6-9 » 215 » Ocala, FL » Florida Atlantic	<ul style="list-style-type: none"> • 2025 American Athletic Conference First Team All Conference • Was a member of the FAU squad that reached the 2023 Final Four • Hodge has called Lorient "the most athletic UNT player in his 8 years" 	Career-Highs Pts _____ 20 (2x) Reb _____ 13 Ast _____ 5 Blk _____ 5 Stl _____ 3 (2x)
	8	GRANT NEWELL	Jr. » F » 6-9 » 220 » Chicago, IL » California	<ul style="list-style-type: none"> • Has scored 10+ points in six games • Was voted to the 2023 Pac-12 All Freshman Team • First Cal freshman since Jaylen Brown in 2016 with 2+ double doubles 	Career-Highs Pts _____ 21 Reb _____ 12 Ast _____ 3 Stl _____ 4 Blk _____ 2 (2x)
	10	ATIN WRIGHT	Sr. » G » 6-1 » 185 » Hawthorne, CA » Drake	<ul style="list-style-type: none"> • 2025 American Athletic Conference First Team All Conference • 2024 Missouri Valley Conference All Tournament Team • Made 2024 NCAA Tournament and led Drake in scoring in loss to Wazzu 	Career-Highs Pts _____ 42(2x) Reb _____ 10 Ast _____ 6 (2x) Stl _____ 5 3FGs _____ 8
	11	BROCK VICE	R-Fr. » C » 6-10 » 240 » Memphis, TN » Creighton	<ul style="list-style-type: none"> • A big who can stretch the floor with shooting • 2023 No. 3 ranked prep prospect from Tennessee • Father Vance is college offensive line coach at Purdue 	Career-Highs Pts _____ 4 Reb _____ 2 Ast _____ 1 Stl _____ N/A 3FGs _____ N/A
	14	MOULAYE SISSOKO	Sr. » F » 6-9 » 245 » Bamako, Mali » Dayton	<ul style="list-style-type: none"> • Scored a career-high 27 points versus Tulsa on Feb. 19 • Has started 73 straight games • Plays for the Mali National Team 	Career-Highs Pts _____ 27 Reb _____ 15 Ast _____ 3 Blk _____ 3 Stl _____ 4
	23	MATTHEW STONE	Sr. » G » 6-4 » 200 » Kingfisher, OK » Kingfisher HS	<ul style="list-style-type: none"> • UNT's only senior who has played all four years at UNT • Last year improved his 3FG% by 11 percent (from 24% to 35%) • Two-time Oklahoma high school state champion 	Career-Highs Pts _____ 10 (2x) Reb _____ 6 (3x) Ast _____ 3 (5x) Stl _____ 3 3FGs _____ 2 (6x)

NORTH TEXAS MEAN GREEN

Thank you for your coverage of the North Texas Mean Green men's basketball team.

When referring to our team, please call us UNT, North Texas and/or The Mean Green.

Please do not call us North Texas State, NT or the Eagles.

Thank you,
GMG

CORRECT: UNT, North Texas Mean Green

WRONG: North Texas State, NT, NTU, NTSU, Eagles

MEAN JOE GREENE

While NFL Hall of Famer and North Texas Athletic Hall of Famer (1981) Joe Greene is one of the most beloved alums (1969) and most successful ones too, Joe Greene's nickname "Mean Joe Greene" is not how we got our nickname. It is a coincidence. Notice the difference in spelling in "Greene"

Our nickname began around when Greene was a student-athlete at North Texas in the late 1960s, however, it was in reference to the stout defense and team, which of course wore green uniforms. Joe Greene didn't earn his nickname until his professional playing career with the Pittsburgh Steelers.

Greene remains a constant presence on campus.



2023 NIT CHAMPIONS

QUICK FACTS

UNIVERSITY INFORMATION

Location _____ Denton, Texas
 Founded _____ 1890
 Enrollment _____ 46,940
 Nickname _____ Mean Green
 Colors _____ Kelly Green, White
 Conference _____ American (AAC)

ADMINISTRATION

President _____ Dr. Harrison Keller
 Director of Athletics _____ Jared Mosley

BASKETBALL STAFF INFORMATION

Head Coach _____ Ross Hodge
 Alma Mater _____ Texas A&M-Commerce '03
 Career Record _____ 46-23 (.667)
 Seasons _____ 2
 Record at UNT _____ 46-23 (.667)
 Seasons _____ 2
 Assistant Coach _____ Johnny Estelle
 Alma Mater _____ Texas A&M - Kingsville '96
 Assistant Coach _____ Phil Forte
 Alma Mater _____ Oklahoma St. '17
 Assistant Coach _____ Jase Herl
 Alma Mater _____ Colorado Mesa '10
 DOBO/On-Court Coach _____ Andre Shaw
 Alma Mater _____ Western New England '13
 On-Court Coach _____ Mike Randle
 Alma Mater _____ Eastern New Mexico '15
 Video Coordinator _____ Sean McClurg
 Alma Mater _____ Virginia Tech '17
 Athletic Trainer _____ Mat Donello
 Alma Mater _____ Colorado Mesa '15
 Strength & Conditioning Coach _____ Jason Martinez
 Alma Mater _____ Manhattan '17
 Director of Scouting _____ Sean McClurg
 Alma Mater _____ Virginia Tech '17
 Sports Nutrition _____ Kristina Parrish
 Alma Mater _____ Purdue '17

PROGRAM INFORMATION

First Year of Basketball _____ 1916-17 (4-6)
 All-Time Record _____ 1,307-1,374-1 (2681 games)
 All-Time AAC Record _____ 24-12 (.667)
 AAC Championships _____ 0 (N/A)
 AAC Tournament Titles _____ 0 (N/A)
 NCAA Tournament Appearances _____ 4
 NCAA Tournament Record _____ 1-4

TEAM INFORMATION

2023-24 Record _____ 19-15
 AAC Record / Finish _____ 10-8 / 7th
 Home / Away / Neutral _____ 11-4 / 6-6 / 2-5
 NCAA NET Final Ranking _____ 81
 KenPom Final Ranking _____ 74
 Letterwinners Returning / Lost _____ 5 / 8
 Starters Returning / Lost _____ 1 / 4
 Newcomers _____ 10

ATHLETICS COMMUNICATIONS


Sr. Associate AD _____ Taylor Bryan
 Associate Director (MBB Contact) _____ Luke Della
 Cell _____ 510-725-2130
 Email _____ luke.della@unt.edu

SOCIAL MEDIA

@MeanGreenMBB _____ #GMG

ROSS HODGE

Head Coach
2nd Season As Head Coach
8th Season At UNT Overall



Ross Hodge was named North Texas' 19th head men's basketball coach on April 2, 2023. He was elevated to head coach after six seasons as the Mean Green's associate head coach under Grant McCasland. He began his tenure with UNT in March of 2017 when he and McCasland came to Denton together.

In his first season as the Mean Green's head coach, Hodge and UNT overcame a ton of injuries to finish with a 19-15 overall record and reached the second round of 2024 National Invitation Tournament. North Texas was without two starters due to injuries for half of its league games and still finished with a 10-8 conference record in what was its first season in the American Athletic Conference. It was the most league wins (10) and best league winning percentage (.556) by a first-year UNT head coach.

During the season the Mean Green had notable wins over LSU, Memphis, SMU and Northern Iowa.

North Texas advanced to the quarterfinal round of the 2024 AAC Tournament after earning a first-round bye and defeating Tulane in its opener, 81-71. It was the third time UNT had beat Tulane that season.

The Mean Green were ranked No. 79 in the NET and earned a spot in the 2024 NIT. They defeated LSU 84-77 on the road in the first round.

In Hodge's first season North Texas' scoring defense held opponents to 63.8 points per game, which was the 12th-best in the nation and the best in the AAC. It marked the fourth year in a row UNT had been in the top 15 in the nation for scoring defense. The Mean Green were also a lethal shooting team as they made 284 3-point field goals and shot 37.7 percent from deep. It was tied for the second-most single season 3FGs in program history and their 3-point field goal percentage was the 14th best in the nation.

After the season, guard Jason Edwards was voted first team all-conference. Edwards scored 650 points, which was the fifth-most points in a single season in program history. The newcomer had five 30-point games, which was tied for the most in program history. He knocked down the sixth-most single season 3-pointers in program history with 84.

Hodge was a 2024 Joe B. Hall National Coach of the Year Award finalist. The award is presented annually to the top rookie, first-year head coach in division I men's college basketball.

In his six seasons at UNT prior to being named the head coach, Hodge helped lead the Mean Green to a combined 135-65 overall record and 71-35 record in conference games. North Texas won the 2020 Conference USA regular season championship, 2021 Conference USA Tournament championship and 2022 Conference USA regular season title. In 2021, UNT earned an automatic bid into the NCAA Tournament where they received a program-best No. 13 seeding. In the first round they upset Purdue, 78-69 (ot), for the program's first-ever NCAA Tournament win. In 2023, Hodge helped lead North Texas to the 2023 NIT championship. The program's first NIT title. In his first season in Denton Hodge helped guide the Mean Green to the 2018 CBI championship.

Hodge is the mastermind of the Mean Green defense, which has been one of the nation's best over the last few years. In both 2021-22 and in 2022-23 UNT had the nation's No. 1 scoring defense holding opponents to 55.7 and 55.8 points per game, respectively. They are Conference USA's top two single-season scoring defenses in league history.

In 2022-23 the Mean Green won a single-season program record 31 overall games. It was the second straight season UNT had set the program record for single season wins. Additionally, UNT won 16 league games in both 2022 and 2023, which is a program record.

Prior to arriving in Denton, Hodge served as the associate head coach under Grant McCasland at Arkansas State for the 2016-17 season. The Red Wolves made a 10-win improvement that season, which was the second-best turnaround in Division I basketball that year.

CATEGORY	TOTAL	CATEGORY	TOTAL
All Games	46-23	Angelo State	1-0 (1.000)
AAC Games	24-12	App State	1-0 (1.000)
Non-Conf.	16-8	Arkansas State	1-0 (1.000)
Postseason	6-3	Boise State	0-1 (.000)
		Charlotte	1-1 (.500)
Home	28-5	East Carolina	3-0 (1.000)
Away	14-11	Evansville	1-0 (1.000)
Neutral	4-7	Florida Atlantic	2-3 (.400)
		Fordham	0-1 (.000)
Top 25	0-2	Furman	1-0 (1.000)
Unranked	46-21	High Point	0-1 (.000)
Losing Record	10-4	Houston Christian	1-0 (1.000)
		LSU	1-1 (.500)
Leading at Half	38-9	LSU Shreveport	1-0 (1.000)
Down/Tied at Half	8-14	McNeese	0-1 (.000)
		Memphis	1-1 (.500)
Overtime	1-1	Minnesota	1-0 (1.000)
		Mississippi State	0-1 (.000)
Scoring 100+	0-0	Mississippi Valley State	2-0 (1.000)
Scoring 90+	0-0	Northern Iowa	2-0 (1.000)
Scoring 80+	10-0	Oklahoma State	1-0 (1.000)
Scoring 70+	28-4	Omaha	1-0 (1.000)
Scoring 60+	42-13	Oregon State	1-0 (1.000)
Scoring less than 60	3-9	Rice	3-0 (1.000)
		Seton Hall	0-1 (.000)
Allowing 100+	0-0	SMU	1-1 (.500)
Allowing 90+	0-0	South Florida	1-1 (.500)
Allowing 80+	0-2	St. John's (NY)	0-1 (.000)
Allowing 70+	5-8	Temple	2-1 (.667)
Allowing 60+	23-19	Texas Wesleyan	1-0 (1.000)
Allowing less than 60	23-3	Towson	1-0 (1.000)
		Tulane	4-0 (1.000)
Following a Win	30-15	Tulsa	3-0 (1.000)
Following a Loss	14-8	UAB	1-4 (.200)
		Utah State	0-1 (.000)
November	10-4	UT Arlington	1-0 (1.000)
December	7-4	UTSA	1-2 (.333)
January	11-4	Wayland Baptist	1-0 (1.000)
February	8-6	Wichita State	3-0 (1.000)
March	10-5		

Prior to Arkansas State, Hodge spent four seasons with head coach Larry Eustachy at Colorado State. Hodge served as the lead recruiter at Colorado State and helped the Rams to an 87-48 record over his four-year stint. During his time at Colorado State, the Rams advanced to post-season play twice, including the NCAA Tournament in 2013 where they reached the Round of 32 after defeating Missouri in the first round, 84-72. CSU lost to eventual national champ Louisville.

Hodge joined the Division I coaching ranks when he was hired by Eustachy as an assistant coach at Southern Miss prior to the 2011-12 season. The Golden Eagles posted a 25-9 record and finished second in Conference USA with an 11-5 mark. Southern Miss received an at-large berth in the NCAA Tournament as an eighth seed.

From 2006-11 Hodge was one of the nation's top junior college head coaches compiling a 146-24 (.858) overall record with stops at Paris JC and Midland College.

Hodge guided Midland to a 63-7 (.900) overall record in his two seasons at the helm of the Chaparrals (2009-11). Hodge took over the Midland head coaching job after McCasland left to be head coach at Midwestern St. Hodge saw his 2010-11 squad post a 33-4 record while winning the Western Junior College Athletics Conference Title, the Region V Tournament championship and advance to the NJCAA Championship game. In 2009-10 Hodge led Midland College to their best start in program history (26-0) and an appearance in the Region V Tournament title game.

Prior to taking the Midland job, Hodge spent four years at Paris JC with the last three as its head coach. Hodge led the Dragons to a 83-17 (.830) record. The Dragons won two Texas Eastern Athletic Conference regular-season championships and in 2006-07 he was named the conference coach of the year. The following season, Hodge earned Region 14 Coach of the Year honors after his team won the Region 14 Tournament and finished eighth in the NJCAA Tournament.

Between 2003 and 2005 Hodge served as the assistant men's basketball coach at Texas A&M University-Commerce, where he helped the Lions to the 2004-05 Lone Star Conference Championship, and a spot in the NCAA Division II Sweet 16.

Hodge is a native of Dallas, Texas. He and his wife, Shelly, have two children.

2025 UNT AAC ALL CONFERENCE AWARDS

FIRST TEAM ALL-CONFERENCE

- » UNT guard Atin Wright and forward Brenen Lorient were each voted first team all-conference by the league's 13 head coaches
- » Wright was a unanimous first team all-conference selection.
- » This is the sixth year in a row North Texas has had an all-conference first team selection.
- » This is just the third time in program history and the first time since 1988 UNT has had two players in the same year voted first team all-conference. The 1988 team, which was headlined by first team all-conference selections Ronnie Morgan and Tony Worrell won the 1988 Southland Conference Tournament and were the first UNT team to reach the NCAA Tournament. They fell to North Carolina in the first round of the tournament.
- » Wright had been a multiple time All Big West Honorable Mention at his first school Cal State Northridge, but never a first team.
- » This is Lorient's first ever all-conference nod. The junior played his first two seasons at FAU before transferring to UNT this summer.

ALL NEWCOMER TEAM

- » UNT guard Atin Wright was voted to the five-man AAC All-Newcomer Team. He was joined by Memphis' Tyrese Hunter, Dain Dainja, Temple's Jamal Masburn Jr. and Tulane's Rowan Brumbaugh.
- » This is the first time in program history UNT has had a player named to an "All-Newcomer Team". UNT has five times had a player voted as the "Newcomer of the Year" but never for a "team". Memphis' Dain Dainja was voted the league's Newcomer of the Year.
- » In order to qualify as a "newcomer" a player must not have played in the league last season. Lorient played at FAU last year.

SIXTH MAN OF THE YEAR

- » UNT forward Brenen Lorient was voted as the league's Sixth Man of the Year.
- » Lorient, who came off the bench in all 30 games this season for North Texas, led all AAC reserves in points (369), rebounds (142), offensive rebounds (39), blocks (36), minutes played (736), free throws made (90), field goal percentage (.590) and 2FGs made (123). He ranked third in the AAC among reserves in assists (40) and steals (22).
- » In the nation, only McNeese's Sincere Parker scored more points off the bench than Lorient's 369. Parker, who played the same amount of regular season games as Lorient (30), finished with two more points scored (371).
- » Lorient's 142 rebounds ranked seventh in the nation among reserves and his 36 blocks also ranked seventh in the nation among reserves.
- » Since 1988, only two UNT reserves have ever scored more points in a season than Brenen Lorient's 369. Kendrick Davis (469) in 2005-06 and Michael Sturns (387) in 2006-07. *In order to count as a reserve you must have started zero games that season.*
- » Since 1988, only two UNT reserves have ever had more rebounds in a season than Brenen Lorient. Robert Allen last year grabbed 241 boards and Thomas Bell in 2019-20 had 180 rebounds while starting zero games. *In order to count as a reserve you must have started zero games that season.*
- » Lorient is the program's second ever Sixth Man of the Year honoree. Tylor Perry in 2022 was named Conference USA's Sixth Man of the Year. He did start one game that season. Like Lorient, Perry was also named first team all-conference that season.

MOST IMPROVED

- » UNT center Moulaye Sissoko was voted by the league's head coaches as its most improved player. Sissoko split the award with FAU's Tre Carroll.
- » Sissoko has had a career year. He's had single season career highs in every statistical category (except 3FGs which he's never attempted one).
- » Sissoko has increased his scoring average from 3.0 PPG last year to 7.6 PPG this season. He's increased his rebounding average from 4.6 RPG last year to 6.5 RPG this year.
- » Sissoko shot just 49.4% from the field last season and this year is shooting 65.3% while attempting nearly twice as many shots than last year.
- » Sissoko is also averaging 25 minutes per game where as last year he averaged just 16 minutes per game.
- » Sissoko is the first player in program history to earn the "Most Improved" all-conference award.

All-Conference First Team

Yaxel Lendeborg, Sr., F, UAB*
 RJ Felton, Sr., G, East Carolina*
 C.J. Walker, Gr., F, East Carolina
 Dain Dainja, R-Sr., F, Memphis*
 PJ Haggerty, R-So., G, Memphis*
 Tyrese Hunter, Sr., G, Memphis
Brenen Lorient, Jr., F, North Texas
Atin Wright, Sr., G, North Texas*
 Rowan Brumbaugh, R-So., G, Tulane
 Xavier Bell, Sr., G, Wichita State

All-Conference Second Team

Alejandro Vasquez, Sr., G, UAB
 Tre Carroll, Florida Atlantic
 Kaleb Glenn, So., F, Florida Atlantic
 Baba Miller, Jr., F, Florida Atlantic
 Jamille Reynolds, Sr., F, South Florida
 Jamal Mashburn Jr., Gr., G, Temple
 Primo Spears, UTSA
 Kaleb Banks, Jr., F, Tulane
 Dwon Odom, Gr., G, Tulsa
 Corey Washington, Jr., F, Wichita State

UNT NIT HISTORY

ALL TIME NIT TOURNAMENT GAMES

Overall Record: 10-2, Titles: 1 (2023)

OT Record: 2-1

Date	(Seed) Round	(Seed) Opponent	Score
3/25/25	(2) Quarterfinal	(4) at Oklahoma St.	W, 61-59
3/23/25	(2) Second round	(3) Arkansas State	W, 65-63
3/19/25	(2) First Round	(NR) Furman	W, 75-64
3/23/24	(NR) Second Round	(1) at Seton Hall	L, 72-58
3/19/24	(NR) First Round	(4) at LSU	W, 84-77
3/30/23	(2) Final	(4) vs. UAB	W, 68-61
3/28/23	(2) Semifinal	(2) vs. Wisconsin	W, 56-54
3/21/23	(2) Quarterfinal	(1) at Oklahoma St	W, 65-59 ^(OT)
3/18/23	(2) Second Round	(3) Sam Houston	W, 75-55
3/14/23	(2) First Round	(NR) Alcorn St	W, 69-53
3/20/22	(2) Second Round	(NR) Virginia	L, 71-69 ^(OT)
3/15/22	(2) First Round	(NR) Texas St	W, 67-63 ^(OT)

ALL TIME UNT NIT TOURNAMENT RECORD VS OPPONENT

Alcorn State: 1-0

Arkansas State: 1-0

Furman: 1-0

LSU: 1-0

Oklahoma State: 2-0

Sam Houston: 1-0

Seton Hall: 0-1

Texas State: 1-0

UAB: 1-0

Virginia: 0-1

Wisconsin: 1-0

UNT NIT INDIVIDUAL SINGLE GAME RECORDS

Points _____ 24, Mardrez McBride vs. Texas St (2022 NIT 1st Round)
 Rebounds _____ 15, Moulaye Sissoko at Oklahoma St (2023 NIT Quarterfinals)
 Assists _____ 7, Jasper Floyd vs Furman (2025 NIT First Round)
 Blocks _____ 3 (3x), last Moulaye Sissoko vs A-State (2025 NIT 2nd Round)
 Steals _____ 5, Tylor Perry vs UAB (2023 NIT Final)
 FGs _____ 9, Jason Edwards at Seton Hall (2024 NIT 2nd Round)
 3FGs _____ 6 (3x), last Tylor Perry vs Sam Houston (2023 NIT 2nd Round)
 FTs _____ 6 (3x), last Grant Newell (2025 NIT First Round)

UNT NIT SINGLE TOURNAMENT RECORDS

Points _____ 103, Tylor Perry 2023 NIT
 Rebounds _____ 34, Moulaye Sissoko 2023 NIT
 Assists _____ 13, Tylor Perry 2023 NIT
 Blocks _____ 10, Aaron Scott 2023 NIT
 Steals _____ 9, Tylor Perry 2023 NIT
 FGs _____ 16, Tylor Perry 2023 NIT
 3FGs _____ 19, Tylor Perry 2023 NIT
 FTs _____ 22, Tylor Perry 2023 NIT

UNT NIT INDIVIDUAL CAREER RECORDS

Points _____ 129, Tylor Perry 2022-23
 Rebounds _____ 48, Aaron Scott 2022-24
 Assists _____ 19, Rubin Jones and Tylor Perry
 Blocks _____ 12, Aaron Scott 2022-24
 Steals _____ 10, Rubin Jones 2022-24
 FGs _____ 38, Tylor Perry 2022-23
 3FGs _____ 23, Tylor Perry 2022-23
 FTs _____ 30, Tylor Perry 2022-23

UNT NIT TOURNAMENT TIDBITS

FOURTH STRAIGHT TRIP

» North Texas is making its fourth straight trip to the NIT. It's the longest active streak of consecutive made NIT tournaments. Santa Clara, who was also in the tournament this year, has made it three of the last four seasons but not four years in a row like UNT. North Texas has won at least one game in each of the four NIT tournaments.

FIVE STRAIGHT YEARS

» North Texas has made a national postseason tournament in five straight seasons: 2021 NCAA Tournament, 2022 NIT, 2023 NIT, 2024 NIT and now 2025 NIT.

ONE OF JUST SIX TEAMS

» North Texas is one of just six teams in the nation who have won at least one national postseason tournament (NCAA Tourney, NIT or CBI) game each year since 2021: Baylor, Creighton, Gonzaga, Houston, Oregon and UNT.

MATTHEW STONE

» North Texas senior guard Matthew Stone has made the NIT all four years he's been at UNT. He's the only active UNT player who has made all four trips to the NIT. UNT had not made the NIT prior to this four year stretch.

SECOND TRIP TO THE SEMIFINAL ROUND

» This North Texas' second ever trip to the NIT Semifinal round. They also made the semifinal round in 2023 when they won the NIT championship.

LAST TIME IN THE SEMIFINAL ROUND

» The last and only other time UNT made the NIT semifinal round was in 2023. They beat Wisconsin in the 2023 NIT Semifinal, 56-54. UNT trailed by as many as 14 points in the second half. With nine minutes left in the game Wisconsin led UNT 54-46. The Mean Green held the Badgers scoreless for the game's final nine minutes to win by two.

NO. 2 SEED


» This is the third time out of four trips to the NIT that North Texas has been a 2 seed in its region. They also were a 2 seed in the 2022 and 2023 NIT tournament when they won the NIT championship.

UNT VS A NIT 1 SEED

» North Texas is 1-1 all-time in the NIT versus a region 1 seed. The Mean Green lost at Seton Hall last year who was a 1 seed and went on to win the NIT championship that year. In 2023 UNT beat 1 seed Oklahoma State in Stillwater in the 2023 NIT quarterfinals.

FOUR TEAMS FROM THE AMERICAN

» North Texas is one of four teams from the American Athletic Conference that made the 2025 NIT: Florida Atlantic, North Texas, UAB and Wichita State. UNT is the only remaining team from the AAC.



©2025 NIT, LLC.

NATIONAL RANKINGS



STATISTIC	VALUE	D1 Rank
Scoring Margin	+8.1	45th
Scoring Defense	59.9	3rd
Scoring Offense	68.0	310th
FG Pct.	.451	151st
FG Pct. Defense	.411	43rd
3-pt. FG Pct.	.361	69th
3-pt. FG Pct. Defense	.306	29th
FT Pct.	.770	30th
Rebounds Per Game	32.8	305th
Rebound Margin	+3.8	69th
Assists Per Game	10.5	345th
Turnovers Per Game	10.4	52nd
Opp. Turnovers Per Game	12.0	165th
Turnover Margin	+1.7	80th
Steals Per Game	7.5	107th
Blocks Per Game	2.6	289th
Bench Points Per Game	26.7	42nd
Fouls Per Game	14.8	31st
Winning Percentage	.771	22nd

COLLEGE BASKETBALL'S BEGINNING

RECAPING 2025 AAC TOURNAMENT

- » North Texas was the No. 2 seed in the American Athletic Conference tournament and reached the semifinal round before falling to the No. 3 seed UAB, 66-56.
- » North Texas defeated No. 10 seed Tulsa, 77-59, in the quarterfinal round.
- » No. 1 seed Memphis won the 13-team conference championship with an 84-72 win over UAB.
- » UNT joined the AAC last year and was eliminated in the quarterfinal round last year.

PLAYER TO WATCH: ATIN WRIGHT

North Texas newcomer Atin Wright is the Mean Green's most experienced player and has scored the most career points and made most career 3-pointers. Wright enters Tuesday with 151 career games played, 132 career starts, 2,051 career points scored and 295 career made 3-pointers.



FIRST TIME PLAYING IN APRIL

- » This is the first time in program history the Mean Green have played a game in the month of April.

FIRST TIME SINCE 2021 NCAAT

- » This is the first time the Mean Green have played a game in Indianapolis since the 2021 NCAA Tournament, which was played in the bubble in Indianapolis. UNT beat Purdue in the 2021 NCAA Tournament First Round for the program's first ever NCAA Tournament win. The game was played at Lucas Oil Stadium. They lost in the Round of 32 to Villanova at Gainbridge Fieldhouse.

UNT VS UC IRVINE

- » Tuesday will be the fifth all-time meeting between North Texas and UC Irvine and the first time they've played since the Mean Green left the Big West Conference in 2000. Tuesday will be the only time they've met in a non-conference game or postseason.
- » The UNT and UCI series history is tied 2-2 entering Tuesday.
- » North Texas and UC Irvine were both in the Big West Conference together from 1996-2000. Tuesday is the first time UNT and UCI have met on a neutral court.

ATIN WRIGHT VS UC IRVINE

- » UNT's Atin Wright played at Cal state Northridge in the Big West Conference from 2020-23. While at CSUN, Wright played three times against the Anteaters and averages 15.6 points per game against UCI. However, Wright is 0-3 in his career against UC Irvine.
- » The last time Atin Wright faced UC Irvine, on Jan. 28, 2023, he scored 19 points in a 81-56 loss at UC Irvine.

UNDEFEATED ON TUESDAYS

- » UNT is 5-0 this season in games played on Tuesdays.

UNDEFEATED IN MIDWEEK GAMES

- » UNT is 17-0 this season in games played on Tuesdays, Wednesdays and/or Thursdays.

EIGHT-WIN IMPROVEMENT

» UNT has won 27 games so far, which is eight more wins than they had all of last season, postseason included. North Texas' eight-win improvement is the best among all AAC teams and third best among all D1 teams in the state of Texas. UTRGV made a 10-win improvement and Incarnate Word made a 9-win improvement.

TOP 2 FINISH

» This was the fourth time in the last six years the Mean Green have finished top two in a conference standing.

» The program moved to the D1 ranks in 1957 and has only finished top two in a conference standing 10 times total.

PICKED TO FINISH 7TH

» After finishing 7th last season in the AAC standings with a 10-8 league record and then losing 90% of its scoring to the transfer portal and graduation, UNT was picked by the league's coaches in the 2025 Preseason Poll to finish seventh again. However, UNT has secured a top 3 finish this year, which means at worst they will finish four spots higher than projected.

» The only team who out preformed their AAC preseason poll ranking more than UNT is Tulane. The Green Wave were picked to finish 11th but finished in fourth place with a 12-6 league record.

17 HOME WINS

» UNT won a single season program record 17 home games this year. They went 17-1 at the Super Pit.

TOP 2 OFFENSE AND DEFENSE

» In conference play, UNT had the AAC's second-most efficient offense and second-most efficient defense.

» On offense UNT is averaged 1.13 points per possession against AAC opponents and on defense held AAC opponents to 1.01 points per possession.

» UNT finished last year with the AAC's second-most efficient defense (1.03) but ranked 7th in offensive efficiency (1.08).

HOLDING OPPONENTS UNDER 60

» Since 2020, UNT has held an opponent to 59 points or fewer 85 times, which is the second-most in the nation during that time-span.

» Since 2020, UNT is 77-8 (.905) in games where they hold its opponent under 60 points.

Games holding opponents to less than 60

Since the start of 2020-21 season

Rank	Team	Games
1.	Houston	103
2.	North Texas	85
3.	Virginia	70
4.	Saint Mary's (CA)	68
4.	Tennessee	68

70 POINTS OR MORE

» UNT is 14-1 this season when scoring 70+ and have won 11 games in a row. The only loss was its 76-71 defeat at High Point.

WHEN MAKING AT LEAST 9 3FGs

» UNT has won 15 straight games in which it makes 9+ 3-pointers and is 10-0 this season when making 9+ 3-pointers.

» In home games North Texas has won 19 straight games when making 9+ 3-pointers.

» Since the start of the 2019-20 season, UNT is 38-2 (.950) in home games where they make 9+ 3-pointers.

» Last season, the Mean Green were 13-2 in all games when they made 9+ 3-pointers.

14 CONFERENCE WINS

» UNT's 14 conference wins this year were tied for the third-most in program history.

Most Conference Wins

Wins	Conference	Year
16	CUSA	2023
16	CUSA	2022
14	AAC	2025
14	CUSA	2020
13	Sun Belt	2010
12	Southland	1996
12	Southland	1992

SCORING DEFENSE

» UNT has had a top 15 scoring defense in each of the previous four seasons including having the nation's top scoring defense in 2021-22 (55.7 ppg) and in 2022-23 (55.8 ppg).

» Over the previous five seasons combined, UNT has held its opponents to an average of 59.4 points per game. Only Houston (58.1) has a better combined scoring defense over the last five years.

» In home games since 2020, UNT is holding opponents to just 57.5 points per game.

UNT SCORING DEFENSES LAST 5 YEARS

YEAR	SCORING DEF.	NATIONAL RANK
2024-25	59.9 PPG	No. 3
2023-24	63.8 PPG	No. 12
2022-23	55.8 PPG	No. 1
2021-22	55.7 PPG	No. 1
2020-21	62.3 PPG	No. 15

27 OVERALL WINS

» UNT's 27 overall wins this year are the second most in a single season (postseason wins included).

Most Overall Wins

Record	Win Percentage	Year
31-7	.816	2022-23
27-8	.771	2024-25
25-7	.781	2021-22
24-9	.727	2009-10
23-11	.676	2006-07
22-4	.846	1975-76
22-6	.786	1977-78
22-11	.667	2010-11

MOST WINS IN FIRST TWO YEARS

» UNT head coach Ross Hodge's 46 total wins are the most wins by a UNT head coach in their first two seasons in program history.

Most Wins In First Two Years

By A UNT Head Coach

46 Ross Hodge (2023-pres.)
43 Bill Blakeley (1975-77)
41 Grant McCasland (2017-19)
36 John Reid (1924-26)
28 Tony Benford (2012-14)

24 LEAGUE WINS

» Second year UNT head coach Ross Hodge has won 24 league games through his first two seasons. No UNT head coach has won as many league games in their first two seasons.

Most League Wins In First Two Years
By A UNT Head Coach

24 Ross Hodge (2023-pres.)

18 Tim Jankovich (1993-95)

16 Grant McCasland (2017-19)

REGULAR SEASON WINS

» UNT's 23 regular season wins this year were tied for the second most regular season wins in program history.

Most Regular Season Wins

Wins	Win Percentage	Year
25-6	.806	2022-23
23-7	.766	2024-25
23-5	.833	2021-22
22-11	.667	1977-78
22-4	.846	1975-76

WHEN LEADING WITH 5 MINS LEFT

» UNT has won 24 straight games when leading with 5 minutes left on the clock. They are 26-1 on the year when leading with 5 minutes left on the clock.

SECOND HALF LEADS

» UNT has led at some point in the second half of 32 of their 35 games this season.

WHEN MASSIE SCORES 10+

» UNT is 10-1 this season when Johnathan Massie scores 10+ points in a game. They have won nine in a row.

MISSED FIVE GAMES

» UNT guard Johnathan Massie missed five games from Feb. 19-March 6 with a toe injury. He made his return in the regular season finale at Temple.

WHEN ATIN IS MAKING 2s

» Guard Atin Wright is known for his 3-point shooting, but North Texas is 13-0 this season when he makes 3+ 2-point field goals in a game.

42-POINT PERFORMANCE

» Atin Wright scored 42 points in the Mean Green's 75-64 win over Charlotte on March 6.

» The 42-point performance **TIED** Wright's career high. The fifth-year senior scored 42 points as a junior at Cal State Northridge in a game at UC Davis.

» Wright's 42-point performance was the most points an AAC player scored in a game all year

» The 42-point performance is the second most points ever scored by an AAC player. The league was founded in 2013.

» Wright's 42 points were the most by a UNT player since 2018 when Roosevelt Smart scored 42 points in a win at Rice. The last time a UNT player scored more than 42 points was Jesse Ratliff versus UTSA in 1994 (45).

» Wright's 42-point performance is tied for the fifth-most points scored by a UNT player in a game. It was the 15th 40-point game in program history.

» Wright's 42 points were the third most points scored by a UNT player in the Super Pit and the most since Jesse Ratliff's 45 versus UTSA in 1994.

» Wright's 42-point performance is the most points a Charlotte opponent has scored against the 49ers in the last 25 years.

» Wright made a career high eight 3FGs in the 42-point performance. It is tied for the most 3FGs made in a game this season by an AAC player.

» Wright's eight 3FGs on Thursday is tied for the 7th most 3FGs made in a game by a UNT player in program history and his .667 3FG percentage (8-12) is the third best single game 3FG percentage in program history (min 10 attempts).

22 STRAIGHT

» UNT enters Tuesday having held 22 straight opponents to under 70. The last team to score 70+ on UNT was UAB on Dec. 31 in the Mean Green's 78-75 conference opening win.

» North Texas has held an opponent to under 70 points 33 times this year. No team in the country has done it more.

» North Texas beat Oklahoma State last Tuesday 61-59. The Cowboys had scored over 80 points in the two games prior and over 70 points in four of the five games prior.

» North Texas on Tuesday faces an UC Irvine team that over its last 10 games is averaging 79.0 points per game.

LEADING UNT IN THE NIT

» UNT guard Jasper Floyd in the NIT is averaging a team leading 15.7 points per game, a team leading 5.3 assists per game and is second on the team in rebounds per game (5.3).

CAN'T FOUL SO MUCH

» UNT opponents have scored 22.7% of its combined total points at the free throw line. It's the 26th highest pct in the nation.

» UNT is 22-3 this season in games where they commit 16 or fewer fouls. They are 5-5 when they commit more than 16 fouls.

42 STRAIGHT

» From Dec. 22-Feb. 23, Atin Wright made 42 straight free throws.

» The streak ended at USF on Feb. 23

» Consecutive made free throws is not a record that has been kept.

2ND BEST IN THE NATION

» UNT guard Atin Wright is shooting 94.1% (112-119) at the free throw line, which entering Tuesday ranked second in the nation behind Missouri's Tamar Bates (94.6%). Wright would need to go 11-11 on Tuesday to improve his free throw percentage to 94.6%. Missouri's season is over.

2025 AAC STANDINGS (FINAL)

School	AAC Record	PCT.	Overall Record	PCT.
Memphis	16-2	.889	29-5	.853
North Texas	14-4	.778	24-8	.750
UAB	13-5	.722	22-12	.647
Tulane	12-6	.667	19-14	.576
Florida Atlantic	10-8	.556	18-15	.545
East Carolina	10-8	.556	19-14	.576
Temple	9-9	.500	17-15	.531
Wichita State	8-10	.444	19-14	.576
South Florida	6-12	.333	13-19	.406
Tulsa	6-12	.333	13-20	.394
UTSA	6-12	.333	12-19	.387
Rice	4-14	.222	13-19	.406
Charlotte	3-15	.167	11-22	.333

MR. 2K

» UNT guard Atin Wright scored his 2,000th career point in the AAC quarterfinal versus Tulsa.

SEVEN STRAIGHT YEARS

» UNT has finished the last seven consecutive seasons with a higher end of season KenPom ranking than its respective preseason KenPom ranking was. They opened this season with a 80 KenPom ranking and enter Tuesday ranked 69.

YEAR BY YEAR KENPOM RANKINGS

YEAR	Preseason Rank	End of Year
2024-25	80	TBD
2023-24	87	74
2022-23	67	31
2021-22	135	57
2020-21	104	72
2019-20	185	77
2018-19	165	158
2017-18	303	146

107 DOUBLE DIGIT SCORING GAMES

» UNT guard Atin Wright has recorded 107 double digit scoring games entering Tuesday.

WHEN RONDEL SCORES 6+

» Over the last two seasons UNT is 13-2 in games where Rondel Walker scores at least six points.

WHEN SHOOTING 40%

» When UNT shoots 40 percent or better from the floor they are 24-3 this season.

SISSOKO'S CAREER NIGHT

» In UNT's 63-44 win over Tulsa on Feb. 19, North Texas big man Moulaye Sissoko scored a career-high 27 points. It's the most points by a UNT post in three seasons.

» Sissoko's previous single game career high was 17 at Memphis on Jan. 5

CAREER YEAR

» UNT's big man Moulaye Sissoko has set single season career highs in points, rebounds, assists, steals, blocks, field goals, free throws and minutes played. The only stat he hasn't broken is 3-pointers. He's never attempted a 3-pointer in his career.

1,000-POINT SCORERS

» UNT's roster features three players who have scored over 1,000 career points. Atin Wright (2051), Latrell Jossell (1280) and Johnathan Massie (1145).

CAREER HIGH IN POINTS

» UNT guard Atin Wright has scored a single season career high 521 points this season entering Tuesday.

TOP 5 IN SCORING LEFT IN NIT

» UNT guard Jasper Floyd has scored a team leading 47 total points in the NIT this year. Among all the players still alive in this year's NIT it ranks fifth. UC Irvine's Devin Tillis has scored 50 total points, which is the fourth most.

2024-25 TEAM LEADERS

LED UNT IN SCORING	OVERALL	AAC
Atin Wright	16	9
Brenen Lorient	9	5
Jasper Floyd	5	2
Latrell Jossell	3	0
Moulaye Sissoko	2	2
Grant Newell	1	1
Rondel Walker	1	0

LED UNT IN REBOUNDS	OVERALL	AAC
Moulaye Sissoko	19	12
Brenen Lorient	7	4
Rondel Walker	6	2
Johnathan Massie	5	1
Jasper Floyd	3	2
Grant Newell	2	1
Latrell Jossell	1	0
Atin Wright	1	1

LED UNT IN ASSISTS	OVERALL	AAC
Jasper Floyd	28	13
Latrell Jossell	5	3
Johnathan Massie	3	1
Brenen Lorient	2	2
Rondel Walker	2	1
Atin Wright	1	0

LED UNT IN STEALS	OVERALL	AAC
Jasper Floyd	12	9
Johnathan Massie	12	6
Rondel Walker	7	5
Atin Wright	7	5
Latrell Jossell	6	4
Brenen Lorient	3	1
Grant Newell	3	1
Moulaye Sissoko	2	0

LED UNT IN BLOCKS	OVERALL	AAC
Brenen Lorient	19	13
Moulaye Sissoko	10	3
Rondel Walker	6	4
Johnathan Massie	5	1
Grant Newell	3	0
Jasper Floyd	1	1
Ma'Syn Howell	1	0
Latrell Jossell	1	1

LED UNT IN FT MADE	OVERALL	AAC
Atin Wright	11	6
Brenen Lorient	9	6
Jasper Floyd	6	1
Grant Newell	6	4
Johnathan Massie	5	1
Latrell Jossell	2	0
Moulaye Sissoko	2	2
Rondel Walker	1	0

SHOT CLOCK VIOLATION

» UNT's defense has forced 35 shot clock violations through 35 games this season.

ONE OF JUST SIX TEAMS

» After UNT's first round NIT win over Furman, UNT is just one of six schools in the country who have won a national postseason game in each of the last five years (including this year): Baylor, Creighton, Gonzaga, Houston, Oregon and UNT.

HIS ONLY DI OFFER WAS TO KANSAS

» UNT newcomer Latrell Jossell comes to the Mean Green after three seasons at Stephen F. Austin. Prior to SFA, Jossell played his freshman season at Kansas in 2020-21 where he was recruited out of nearby Keller Central HS.

But Jossell's recruitment process was not that simple. The undersized guard who battled through injuries in high school had no DI offers going into his senior season at Keller Central in 2019 and had just one DII offer from Dallas Baptist. Despite that his AAU coach and high school coach knew he was too good to not have any DI offers. The two coaches worked together and used their connections to try and get him what they felt he deserved.

Then one day during the fall of his senior season, Jossell's AAU coach told him that Kansas' assistant coach Jerrance Howard (now at Arizona St) would be by Keller Central to meet him and watch him at practice. It was a complete shock to Jossell.

Then a few weeks later on the week before National Signing Day, Howard and the entire KU staff including head coach Bill Self went back to Keller to watch and meet Jossell.

They offered what would be his first and only DI offer in high school. He committed on the spot.

THREE HIGH MAJOR WINS

» UNT this regular season beat both Minnesota (Nov. 13) and Oregon State (Nov. 25). It marked the first time since 2010 the Mean Green beat two high major programs in the same regular season. In 2010 the Mean Green beat Texas Tech at home and LSU on the road.

» UNT also beat Oklahoma State in the NIT quarterfinals. This is the first time UNT has beaten three opponents from a high major conference since the 1976-77 season when the Mean Green beat Kansas State, Baylor and TCU (all three games were in a row too). In 1976-77 Kansas State was in the Big Eight Conference and Baylor and TCU were both in the Southwest Conference.

BILL SELF ON LATRELL JOSSELL

» While at Kansas as a freshman in 2020-21, Latrell Jossell built a great relationship with head coach Bill Self. The Hall of Fame head coach is quoted multiple times that season praising Jossell.

"He's got range, he's got some quickness, he's tough. There's a lot of things that he can do well."

"I love Latrell to death. I think he's a great player. I love his swagger. I think you guys are going to get to see that. And he sparks confidence in players that play with him. He's just continuing to get better."

However, the injuries he dealt with in high school continued in college and limited him during his freshman season. He had surgery on his heel right after the season.

The next season as a sophomore at SFA, Jossell and the Lumberjacks played at KU and battled the eventual national champs in a 80-72 defeat. In the loss, Jossell made three 3FGs. After the game Self said this...

"He's the best kid ever. He's back in our locker room now (visiting former KU teammates after game)...You know what, I'm happy we won the game. But I'm happy he did well. It was good to see that. He's a class kid. And you guys (media) can see now if he was healthy last year he could have helped us because he has great range."

CAREER HIGH 3FGS

» UNT senior guard Atin Wright has made a single season career high 97 3FGs entering Tuesday. It is the fourth most single season 3-pointers made in program history. Wright's previous single season career high was 65 last year.

Most Single Season UNT 3FGs		
3FGs	Name	Year
133	Roosevelt Smart	2017-18
112	Tylor Perry	2022-23
99	Umoja Gibson	2018-19
97	Atin Wright	2024-25
90	Calvin Watson	2006-07

AAC KENPOM RANKINGS (3/31)

TEAM	KenPom RANKING
Memphis	51
North Texas	69
UAB	97
Florida Atlantic	114
Wichita State	135
Tulane	139
Temple	171
East Carolina	175
Rice	182
UTSA	187
South Florida	194
Charlotte	256
Tulsa	266

AAC NET RANKINGS (3/16)

TEAM	NET RANKING
Memphis	49
North Texas	65
UAB	106
Florida Atlantic	111
Wichita State	134
Tulane	145
Temple	164
East Carolina	176
South Florida	189
UTSA	201
Rice	204
Charlotte	267
Tulsa	271

MEMBER OF HISTORIC TEAM

» UNT newcomer Brenen Lorient was a freshman on the historic 2022-23 Florida Atlantic squad that won 35 games, won the CUSA regular season and tournament title and reached the Final Four of the 2023 NCAA Tournament.

» Lorient who played in 52 games over two seasons at FAU, played behind veteran all conference big Vlad Goldin (now at Michigan).

HAITIAN ROOTS

» UNT newcomer Brenen Lorient was born and raised in Ocala, FL near Orlando. His parents were born in Haiti and immigrated to the United States soon before Lorient was born. Lorient, whose last name in French "l'Orient" translates to "the east" doesn't speak French but does know Haitian Creole, which is his parents' native language.

TWO IN THE AAC TOP 5

» UNT guards Atin Wright and Latrell Jossell each rank in the top 5 in active career made 3FGs among AAC players entering Tuesday.

AAC Active Career Leaders 3FG Made

1. Keaston Willis, Tulsa (392)
2. Colby Rogers, Memphis (317)
3. **Atin Wright, UNT (295)**
4. Damari Monsanto, UTSA (285)
5. **Latrell Jossell, UNT (243)**

DOESN'T SHOOT A TON OF 3S BUT...

» Entering the Tuesday UNT forward Brenen Lorient has only attempted 23 3FGs on the year but he is 11-23 (.478) from deep.

» Lorient only attempted 4 total 3FGs in the non-conference. He's attempted 8 in the last five games entering Monday.

TOP IN THE AAC

» North Texas guard Atin Wright's .417 3-point field goal percentage during the regular season ranked first in the AAC.

» Wright's 83 made 3FGs during the regular season ranked third in the AAC.

73 STRAIGHT STARTS

» UNT big man Moulaye Sissoko enters Tuesday having made 73 straight starts. The Mali native was inserted into the starting lineup during the Mean Green's 2023 NIT championship run and hasn't left since.

JUNIOR OLYMPIAN

» UNT's Jasper Floyd finished 16th at the 2011 AAU Junior Olympics in the 1500-meter run bantam with a time of 5:19.88. He placed 64th in at the 2011 AAU Junior Olympics in the 800-meter run bantam with a time of 2:44.15.

SCORING AT THE LINE

» Since Feb. 8, 40% of Grant Newell's points 92 total points scored has been scored at the free throw line.

STARTING DOESN'T REALLY MEAN MUCH

» Over the last few seasons UNT has almost never changed its starting lineup throughout a season unless injuries require them to. Head coach Ross Hodge says its mostly just about the rotation and most of UNT's bench could start. UNT's bench this season is averaging 26.7 ppg (43rd highest average in nation).

» UNT's bench is outscoring its opponents' bench 935-610 for the year.

» UNT's bench has outscored its own starters in seven games this year..

D1 EXPERIENCE

» UNT's roster this season entered the year having played an average of 2.9 years at the D1 level. That made them the 11th most experienced D1 team according to KenPom. They are the third most experienced team in the American Athletic Conference behind Memphis (3.05) and Wichita State (2.96). The national average is 1.75 years of experience.

ELITE HIGH SCHOOL TEAM

» UNT newcomer Brenen Lorient graduated high school from prep powerhouse Calvary Christian Academy in 2022. As a senior at CCA, he helped lead his team to the 2022 Florida 4A state championship, a No. 3 end of season national ranking and a 26-2 overall record. During his senior season Lorient played alongside four other players who would earn DI scholarships: Greg Glenn (Tulane), Marvel Allen (Dayton), Carl Cherenfant (Memphis) and Taylor Hendricks who after one season at UCF would be the No. 9 overall pick by the Utah Jazz in the 2023 NBA Draft.

20 IN THE BIG DANCE

» Atin Wright last season for Drake scored a game-high 20 points in their NCAA Tournament game against Washington State on 8-14 shooting. Drake lost 66-61 to the seventh-seeded Cougars.

CAREER HIGH BLOCKS

» Moulaye Sissoko had a career high 3 blocks the NIT 2nd Round vs AState. Sissoko has had a career high 16 blocks this season. He had 13 total blocks from 2020-24.

FOOTBALL AND BASKETBALL SCHOOL

» At the end of the regular season UNT was one of 13 FBS programs with both MBB & WBB with 20+ wins & a football team who made a bowl.

TOP 100 RECRUIT

» UNT guard Rondel Walker was the nation's No. 55 overall high school recruit in 2020. He is the first top 100 high school recruit to join the Mean Green since Tony Mitchell in 2011.

» Walker went to Oklahoma State out of high school where he played with childhood friend and was freshman dorm roommates with eventual NBA top draft pick Cade Cunningham.

» Walker was the No. 2 ranked recruit from the state of Oklahoma in 2020 and also held offers from Kansas State and Virginia Tech in addition to Oklahoma State.

LED LONGWOOD TO BIG DANCE

» UNT newcomer Johnathan Massie played last season at Longwood where he led the Lancers to the Big South conference tournament title. In the NCAA Tournament the Lancers faced Houston in the first round and Massie led Longwood in scoring with 10 points. Last year Massie had a 31-point performance in a win over Winthrop.

NJCAA NATIONAL CHAMPION

» UNT newcomer Jasper Floyd began his college career at Northwest Florida State College. He helped lead them to the 2022 NJCAA National Championship. In the championship game, he came off the bench and scored four points and had four rebounds.

WINS VS LOSSES

» The major difference UNT showed in its 14 league wins opposed to its three league losses were the turnovers.

» In UNT's 14 league wins the Mean Green average just 9.1 turnovers per game.

» In UNT's three league losses the Mean Green average 12.8 turnovers per game.

TOP ALL-TIME UNT PERFORMANCES

TEAM GAME RECORDS

POINTS SCORED

Pts	Opponent (Date)
126	vs Arkansas Tech (12/29/69)
125	vs Texas A&M Kingsville (12/1/75)
122	vs Eureka College (11/10/17)
120	vs Little Rock (12/14/68)
119	vs Nevada (2/25/99)
118	vs Jackson St (11/29/90)
118	vs Drake (1/30/69)

FEWEST POINTS ALLOWED

(In D1 era)

Pts	Opponent, Score	Date
33	WKU, W 67-33	3/4/23
33	UTEP, W 63-33	1/15/21
34	Maryland Eastern Shore, W 68-34	11/17/18
35	LSU Shreveport, W 73-35	12/4/21
35	Tarleton St., W 77-35	12/10/94
36	UT Arlington, W 64-36	11/18/21
36	Air Force, W 37-36	1/12/63
38	Wayland Baptist, W 80-38	11/7/24

FIELD GOALS MADE

FGM	Opponent	Date
54	Texas A&M Kingsville	12/1/75
53	Roosevelt	2/14/78
49	Nevada	2/25/99
47	Wayland Baptist	12/8/73
47	Samford	1/7/74

3-POINTERS

3FGs	Opponent	Date
21	Mississippi Valley State	11/26/20
19	Little Rock	12/7/19
19	Texas A&M Commerce	11/14/18
19	Mary Hardin Baylor	11/25/96
17	at Rice	1/13/18

REBOUNDS

Rebs	Opponent	Date
80	Texas A&M Kingsville	12/1/75
73	Northwestern St	1/30/92
71	Wayland Baptist	12/8/73
71	Roosevelt	2/14/78
71	Tex. A&M International	12/28/07

ASSISTS

Asts	Opponent	Date
30	Northwestern St	2/25/89
28	Mississippi Valley St	11/26/20
28	South Alabama	12/17/91
27	Sam Houston	2/18/93
26	Mary Hardin Baylor	11/25/96

INDIVIDUAL GAME RECORDS

POINTS SCORED

Pts		Date
47	Kenneth Lyons vs. LA Tech	3/10/83
45	Jesse Ratliff vs. UTSA	2/24/94
44	Jim Mudd, vs. Hardin Simmons	1/25/60
	Donnell Hayden vs. Nicholls St.	12/5/90
42	Atin Wright vs. Charlotte	3/6/25
	Roosevelt Smart vs. Rice	1/13/18

REBOUNDS

Rebs		Date
29	Ken Williams vs Lamar	1/18/78
26	Willie Davis vs Oklahoma City	1/20/65
25	Ken Williams vs UT Arlington	1/12/77
24	George Odufuwa vs Cameron	11/13/09
22	5x, last Zachary Simmons at San Francisco	3/26/18

3 POINTERS

3FGs		Date
10	Roosevelt Smart vs. Rice	1/13/18
	Deckie Johnson vs. FIU	2/18/16
	Joe Ervin vs. Arkansas	12/30/98
	George King vs. Nicholls St	2/3/94
	Ray Schufford vs. Sam Houston	2/22/90
	Tony Worrell vs. St. Mary's	2/23/86

FREE THROWS

FTs		Date
20	Tristan Thompson vs. FAU	3/6/11
19	Jackie Pierce vs. Hardin Simmons	1/31/57
17	Fred Hopkins vs. Austin College	1/6/56
16	Jim Mudd vs. Wichita State	2/1/56
	Pat Kelley vs. Southern Miss	2/13/54
	Jesse Ratliff vs. Nicholls St	1/25/92
	Deckie Johnson vs. Sul Ross St	11/11/16

ASSISTS

Asts		Date
19	Pat Hicks vs Loyola Marymount	12/22/81
16	Pat Hicks vs UTRGV	2/27/82
15	Weasel Johnson vs TCU	12/11/76
13	Terence White vs Texas A&M CC	12/2/00
12	Deon Alexander vs Southwestern(KS)	2/25/87
	Charles Kearney vs Northwestern St	2/8/93
	Calvin Williams vs Nevada	1/30/99

BLOCKS

Blks		Date
8	Jason Miller vs New Mexico St	1/24/01
	Shawnson Johnson vs New Orleans	3/7/04
7	Deginald Erskin vs Arkansas	12/30/98
	Jeffrey Simpson vs Middle Tenn	2/9/06
6	7x, last Aaron Scott vs Fordham	12/10/23

INDIVIDUAL GAME RECORDS

STEALS

Stls		Date
9	Donnell Hayden vs Texas Southern	12/3/90
	Pat Nash vs. South Alabama	12/17/91
8	Ryan Woolridge vs. UTSA	2/18/17
6	14x, last Rubin Jones vs Townson	11/19/23

MINUTES PLAYED

(Since 2000)

Mins		Date
48	Alzee Williams at Portland	11/23/13
48	Dominique Johnson vs Arkansas St	1/10/09
46	Alzee Williams at Florida Atlantic	2/11/12
46	Josh White vs Arkansas State	1/10/09
46	Josh White at UT Arlington	11/18/09
46	Tony Mitchell at Florida Atlantic	2/11/12
46	Tylor Perry vs UAB	2/9/23

OFFENSIVE REBOUNDS

(Since 1988)

O Rebs		Date
10	Jeremy Combs vs Rice	3/11/15
9	Quincy Williams at ULM	2/20/08
8	9x, last Zachary Simmons at San Francisco	3/26/18

DEFENSIVE REBOUNDS

(Since 1988)

D Rebs		Date
18	George Odufuwa vs. Cameron	11/13/09
17	Jeremy Combs at UTEP	1/3/16
17	Tony Mitchell at Florida Atlantic	2/11/12
16	Quincy Williams vs Indiana St	11/17/07
15	George Odufuwa vs Arkansas St	1/22/11
15	George Odufuwa vs Little Rock	3/8/11
15	George Odufuwa vs Troy	1/29/09

FREE THROW ATTEMPTS

(Since 2000)

FTA		Date
20	Tristan Thompson vs Florida Atlantic	3/6/11
18	Josh White at UT Arlington	11/18/09
16	6x, last Thomas Bell at UTEP	3/5/22

FIELD GOALS MADE

FGs		Date
18	Rubin Russell vs. Bradley	2/10/66
	Stan Blackmon vs. Chicago St.	1/14/74
	Donnell Hayden vs. Nicholls St.	12/5/90
17	6x, last Kenneth Lyons vs. LA Tech	3/10/83

GAME-BY-GAME SPECIALTY STATS (UNT/OPPONENT)

Opponent	Paint	TOs	2nd Ch	FBreak	Bench	Lead Changes	W/L, Score	Largest Deficits
Evansville	32/26	10/13	12/2	6/10	29/7	1	W, 80-63	trailed by 2, 1st - 19:10
Wayland Bapt.	36/6	12/19	0/18	18/2	45/30	2	W, 80-38	trailed by 3, 1st - 12:43
at Minnesota	28/16	8/13	14/12	9/0	20/10	2	W, 54-51	trailed by 1, 2nd - 7:27
at McNeese	14/28	15/13	10/8	5/19	32/38	11	L, 68-61	trailed by 14, 1st - 5:29
Texas Wesleyan	30/34	10/12	8/6	9/11	25/22	8	W, 73-66	trailed by 5, 1st - 5:48
Oregon St.	12/12	9/22	13/4	5/9	43/19	7	W, 58-55	trailed by 7, 2nd - 10:53
vs. UNI	24/20	12/15	6/2	5/10	19/20	0	W, 68-48	—
vs. Utah St.	26/26	9/16	10/6	3/12	13/14	7	L, 61-57	trailed by 7, 2nd - 1:51
at High Point	24/22	14/18	8/11	20/14	48/24	6	L, 76-71	trailed by 11, 2nd - 2:51
MVSU	38/14	11/19	8/3	15/5	48/15	0	W, 83-42	—
App St.	30/26	12/12	18/9	12/3	29/10	3	W, 68-64	trailed by 8, 1st - 8:28
HCU	34/18	10/11	9/8	4/7	24/13	0	W, 62-46	—
UAB	22/20	9/13	11/19	12/10	40/28	2	W, 78-75	trailed by 18, 1st - 0:38
at Memphis	32/32	16/15	15/8	4/8	22/17	6	L, 68-64	trailed by 7, 2nd - 12:21
Rice	24/24	4/7	3/10	4/5	36/21	2	W, 81-59	trailed by 1, 1st - 9:27
at ECU	22/22	12/11	11/8	7/9	27/10	6	W, 69-60	trailed by 6, 2nd - 13:11
at UTSA	16/24	16/6	11/2	10/15	20/15	0	W, 72-57	—
Temple	42/28	7/7	11/14	4/9	38/21	5	W, 76-67	trailed by 8, 1st - 11:47
FAU	38/20	5/13	12/17	6/8	31/31	3	W, 77-64	trailed by 12, 1st - 4:18
at Wichita St.	32/30	11/8	6/5	6/10	16/4	4	W, 58-54	trailed by 4, 2nd - 13:10
UTSA	24/24	16/12	8/6	4/13	13/3	1	L, 54-50	trailed by 14, halftime
at UAB	38/42	15/11	11/14	7/11	24/18	5	L, 64-61	trailed by 7, 2nd - 15:52
Tulane	20/28	7/3	10/5	0/4	37/8	2	W, 76-66	trailed by 4, 1st - 14:25
at Rice	16/24	5/9	14/16	2/1	24/16	0	W, 67-61	—
Tulsa	30/16	8/13	12/0	1/8	7/25	0	W, 63-44	—
at USF	24/34	14/8	6/7	5/14	16/23	0	W, 64-57	—
at FAU	32/26	9/13	10/8	10/14	25/16	3	W, 71-61	trailed by 5, 1st - 15:20
Wichita St.	30/36	14/7	4/8	9/7	28/25	2	W, 68-66	trailed by 4, 2nd - 11:44
Charlotte	12/24	9/12	6/12	7/3	19/13	2	W, 75-64	trailed by 3, 2nd - 19:29
at Temple	28/20	4/12	4/6	4/5	22/16	0	L, 66-61	trailed by 15, 2nd - 17:55
vs. Tulsa	26/16	8/16	23/7	3/7	24/7	2	W, 77-59	trailed by 8, 1st - 9:19
vs. UAB	28/28	11/8	16/6	6/8	26/12	4	L, 66-56	trailed by 16, 2nd - 14:20
Furman	24/26	7/11	12/9	6/5	16/25	9	W, 75-64	trailed by 4, 1st - 1:00
Arkansas St.	26/30	8/5	11/14	7/8	27/16	0	W, 65-63	—
at Oklahoma St	32/32	17/19	3/3	9/17	22/24	3	W, 61-59	trailed by 2, 1st - 19:47

MEAN GREEN RECORD...

Overall	27-8
Home	17-1
Away	8-5
Neutral	2-2
Conference	14-4
Home	8-1
Away	6-3
Non-Conference	9-3
Home	7-0
Away	1-2
Neutral	1-1
Overtime	0-0
Ranked opponents	0-1
Unranked opponents	27-7
Wearing white uniforms	16-3
Wearing green uniforms	5-2
Wearing black uniforms	3-3
Wearing grey uniforms	3-0
Leading at half	20-2
Trailing at half	6-6
Tied at half	1-0
Leading with 5:00 remaining in second half	26-1
Trailing with 5:00 remaining in second half	1-7
Tied with 5:00 remaining in second half	0-0
Has more rebounds than opponent	16-4
Has fewer rebounds than opponent	6-4
Same rebounds as opponent	5-0
Commits more turnovers than opponent	7-6
Causes more turnovers than opponent	18-2
Same turnovers as opponent	2-0
Has more FT attempts than opponent	16-0
Has fewer FT attempts than opponent	11-7
Same FT attempts as opponent	0-1
Shoots 40% or better from field	24-3
Shoots less than 40% from field	3-5
Opponent shoots 40% or better from field	14-8
Opponent shoots less than 40% from field	13-0
Shoots better than opponent	21-1
Opponent shoots better	6-7
Same FG percentage	0-0
UNT's bench outscores opponent's bench	21-6
Opponent's bench outscores UNT bench	5-2
Same points off the bench	1-0
UNT scores 100 or more	0-0
UNT scores 90 or more	0-0
UNT scores 80 or more	4-0
UNT scores 70 or more	14-1
UNT scores 60 or more	24-5
UNT scores less than 60	3-3
Opponent scores 100 or more	0-0
Opponent scores 90 or more	0-0
Opponent scores 80 or more	0-0
Opponent scores 70 or more	1-1
Opponent scores 60 or more	14-7
Opponent scores less than 60	13-1
On Sunday	4-2
On Monday	2-2
On Tuesday	5-0
On Wednesday	7-0
On Thursday	5-0
On Friday	2-2
On Saturday	2-2
In November	6-2
In December	3-1
In January	6-1
In February	5-2
In March	5-2
Five-plus players score in double-figures	0-0
Four players score in double figures	5-2
Three players score in double figures	13-4
Two players score in double figures	7-2
One player scores in double figures	2-0

MISCELLANEOUS STATISTICS ...

Largest margin of victory	42, vs. Wayland Baptist (11/7/24)
Smallest margin of victory	2 (3x), last at Oklahoma St. (3/25/25)
Largest margin of defeat	10, vs. UAB (3/15/25)
Smallest margin of defeat	3, at UAB (2/3/25)
Biggest rebound margin	+22, vs. Wayland Baptist (11/7/24)
Biggest rebound deficit	-11, at Temple (3/9/25)
Average margin of victory/defeat	+12.1 / - 6.0
Largest halftime lead	25, vs. Evansville (11/5/24)
Largest halftime lead blown	3, at High Point (12/6/24)
Largest halftime deficit	17, vs UAB (12/31/24)
Largest halftime deficit overcome to win	17, vs UAB (12/28/24)
Largest overall lead	45, vs. Wayland Baptist (11/7/24)
Largest overall lead blown	9, vs Utah St (11/29/24)
Largest overall deficit	18, vs UAB (12/31/24)
Largest deficit overcome to win	18, vs UAB (12/31/24)

MEAN GREEN EXTREMES

Most points scored	83, vs. Mississippi Valley State (12/18/24)
Fewest points scored	50, UTSA (2/1/25)
Most rebounds	49, vs. Wayland Baptist (11/7/24)
Fewest rebounds	23, at Temple (3/9/25)
Most assists	17, at Rice (2/11/25)
Fewest assists	6, vs Temple (1/22/25)
Most turnovers	17, at Oklahoma St. (3/25/25)
Fewest turnovers	4 (2x), last at Temple (3/9/25)
Most steals	14, vs. Oregon St. (11/25/24)
Fewest steals	1, vs. Arkansas State (3/23/25)
Most blocks	8 (2x), last vs. Arkansas State (3/23/25)
Fewest blocks	0 (3x), last vs. Furman (3/19/25)
Best shooting percentage	.638% (30-47), vs. Mississippi Valley (12/18/24)
Worst shooting percentage	.315% (17-54), at McNeese (11/18/24)
Best 3-pt. percentage	.550% (11-20), vs. Rice (1/8/25)
Worst 3-pt. percentage	.167% (2-12), at Temple (3/9/25)
Best FT percentage	1.000% (11-11), at Wichita St (1/29/25)
Worst FT percentage	.563% (9-16), at Minnesota (11/13/24)
Most points (1st half)	42 (2x), last vs Rice (1/8/25)
Fewest points (1st half)	13, vs. UTSA (2/1/25)
Most points (2nd half)	51, vs Tulsa (3/14/25)
Fewest points (2nd half)	24, at South Florida (2/23/25)
Most points (OT)	N/A
Fewest points (OT)	N/A

STARTING LINEUPS

Record when starting lineup is:	
Floyd, Newell, Sissoko, Walker, Wright	26-8
Floyd, Massie, Newell, Sissoko, Wright	1-0

UNT INDIVIDUAL SEASON GAME HIGHS

Points _____ 42, Atin Wright vs. Charlotte (2/6/25)
 _____ 27, Moulaye Sissoko vs. Tulsa (2/19/25)
 _____ 24, Atin Wright vs. Tulsa (3/14/25)
 Field Goals Made _____ 12, Atin Wright vs. Charlotte (2/6/25)
 FG Pct. (min 5 made) _____ 1.000% (6-6) (2x), last B. Lorient at FAU (2/27/25)
 3-Point FG Made _____ 8, Atin Wright vs. Charlotte (2/6/25)
 _____ 6, Atin Wright at East Carolina (1/14/25)
 _____ 6, Latrell Jossell vs UAB (12/31/24)
 3-Point FG Att. _____ 14, Atin Wright vs Utah St (11/29/24)
 3-Pt FG Pct. (min 4 made) _____ .833% (5-6), L. Jossell at High Point (12/6/24)
 Free Throws Made _____ 11 (2x), Atin Wright last at Temple (3/9/25)
 Free Throw Att. _____ 13, Atin Wright at Temple (3/9/25)
 FT Pct. (min 8 att) _____ 1.000% (11-11), Atin Wright vs UAB (1/18/25)
 Rebounds _____ 13 (2x), last Moulaye Sissoko vs Florida Atlantic (1/26/25)
 Assists _____ 7, Jasper Floyd vs. Furman (3/19/25)
 Steals _____ 4, Jasper Floyd vs UTSA (2/1/25)
 _____ 4, Latrell Jossell at East Carolina (1/24/25)
 _____ 4, Rondel Walker at Memphis (1/5/25)
 _____ 4, Latrell Jossell vs UAB (12/31/24)
 _____ 4, Moulaye Sissoko vs. Evansville (11/5/24)
 Blocked Shots _____ 5, Brenen Lorient vs Temple (1/22/25)
 Turnovers _____ 5 (2x), last Jasper Floyd vs. UTSA (2/1/25)
 Fouls _____ 5, Brenen Lorient at Temple (3/9/25)
 _____ 5, Latrell Jossell at Temple (3/9/25)
 _____ 5, Brenen Lorient at Rice (2/11/25)
 _____ 5, Jasper Floyd vs App State (12/20/24)
 _____ 5, Jasper Floyd at High Point (12/6/24)
 _____ 5, Grant Newell at High Point (12/6/24)
 _____ 5, Rondel Walker at High Point (12/6/24)
 _____ 5, Latrell Jossell vs Utah St (11/29/24)
 _____ 5, Latrell Jossell at McNeese (11/18/24)
 Minutes _____ 40, Atin Wright vs UAB (2/1/25)

OPPONENT INDIVIDUAL GAME HIGHS

Points _____ 30, RJ Felton East Carolina (1/14/25)
 _____ 28, Mason Falslev Utah St (11/29/24)
 _____ 28, Gabriel Pozzato Evansville (11/5/24)
 Field Goals Made _____ 11, (2x) last RJ Felton East Carolina (1/14/25)
 Field Goal Att. _____ 23, Jamal Mashburn Jr. Temple (1/22/25)
 FG Pct. (min 5 made) _____ .785 (11-14), PJ Haggerty Memphis
 3-Point FG Made _____ 6, RJ Felton East Carolina (1/14/25)
 3-Point FG Att. _____ 10, RJ Felton East Carolina (1/14/25)
 3-Pt FG Pct. (min 4 makes) _____ .667 (4-6), Robert Braswell (3/6/25)
 Free Throws Made _____ 11, Kimani Hamilton High Point (12/6/24)
 Free Throw Att. _____ 16, Kimani Hamilton High Point (12/6/24)
 FT Pct. (min 8 made) _____ 1.000 (9-9), Xavier Bell Wichita St. (1/29/25)
 Rebounds _____ 14, Izaiyah Nelson Arkansas St. (3/23/25)
 Assists _____ 6, Brandon Stroud South Florida (2/23/25)
 Steals _____ 5, Brandon Stroud South Florida (2/23/25)
 _____ 5, Myles Tate App State (12/20/24)
 _____ 5, Joe Charles McNeese (11/18/24)
 Blocked Shots _____ 6, Quincy Ballard Wichita St. (1/29/25)
 Turnovers _____ 8, Antonio Sisk Mississippi Valley St (12/18/24)
 Fouls _____ 5, Isaiah Barnes Tulsa (2/19/25)
 _____ 5, Babatunde Durodola Temple (1/22/25)
 _____ 5, Quante Berry Temple (1/22/25)
 _____ 5, Simon Hildebrandt High Point (12/6/24)
 _____ 5, Omar Cooper McNeese (11/18/24)

THE LAST TIME - TEAM

Defeated a ranked team _____ vs. #20 Purdue (3/19/21)
 Defeated a ranked team at home _____ vs. #11 Drake (2/10/70)
 Defeated a ranked team on the road _____ at #15 Louisville (2/27/71)
 Defeated a ranked team at a neutral site _____ vs. #20 Purdue (3/19/21)
 Defeated a top-10 team at home _____ N/A
 Defeated a top-10 team on the road _____ at #8 Wichita St. (1/25/63)
 Defeated a top-10 team at a neutral site _____ N/A
 Won in overtime _____ vs. Northern Iowa, 83-77 (11/7/23)
 Lost in overtime _____ vs. UAB, 82-79 (1/31/24)
 Won in double overtime _____ vs. UAB, 82-79 (2/9/23)
 Lost in double overtime _____ at FAU, 86-81 (2/11/12)
 Played back-to-back overtime games _____ vs. Texas St., W 67-63 (3/15/22)
 _____ vs. Virginia, L 71-69 (3/20/22)
 Played in three straight overtime games _____ N/A
 Played at least three overtimes _____ vs. Arkansas St., 86-83 (30T) (1/10/09)
 Shot 70% for a half _____ 71.8% (23-32) vs. Mississippi Valley (2nd) (11/26/20)
 Shot 70% for a half (league game) _____ 78.9% vs. FIU (1st) (2/9/13)
 Shot 60% for a game _____ 63.8% (30-47) vs Mississippi Valley St. (12/18/24)
 Shot 60% for a game (league game) _____ 61.2% (30-49) at LA Tech (2/16/23)
 Shot less than 30% for game _____ 23.5% (12-51) at Saint Mary's (11/13/22)
 Shot 100% from the FT line _____ (11-11) at Wichita St. (1/29/25)
 Shot 60% from 3-point line _____ 65.0% (13-20) vs. San Jose St. (11/25/22)
 Shot less than 30% in half _____ 28.6% (8-28) (2H) at South Florida (2/23/25)
 Shot less than 20% in half _____ 14.8% (4-27) at Saint Mary's (1st) (11/13/22)
 Attempted 50 free throws _____ 54, vs. Jarvis Christian (11/13/15)
 Attempted 40 free throws _____ 43, vs. San Francisco (3/30/18)
 Attempted 30 free throws in half _____ 33 vs. San Francisco (2nd) (3/30/18)
 Made 30 free throws _____ 32 vs. San Francisco (3/30/18)
 Made 30 free throws (league game) _____ 30, vs. LA Tech (2/6/16)
 Made at least 10 3-point field goals _____ 11, vs Charlotte (3/6/25)
 Made at least 15 3-point field goals _____ 16 vs. Memphis (2/15/24)
 Failed to make a 3-point field goal _____ vs. Wayland Baptist (0-9) (12/21/13)
 Had at least 50 rebounds _____ 51, vs. Rice (1/1/22)
 Had less than 20 rebounds _____ 19 vs. San Jose St. (11/25/22)
 Had at least 25 assists _____ 28 vs. Mississippi Valley (11/26/20)
 Had at least 20 assists _____ 20 vs. LA Tech (1/11/23)
 Had at least 15 steals _____ 15 vs. Arkansas Pine Bluff (12/21/19)
 Had at least 10 blocks _____ 11 vs. Fordham (12/10/23)
 Had at least 20 lead changes _____ 22 vs LSU (11/17/23)
 Scored 50 points in a half _____ 51 vs. Tulsa (2nd) (3/14/25)
 Scored 50 points in a half (league opp.) _____ 51 vs. Tulsa (2nd) (3/14/25)
 Scored 60 points in a half _____ 67 vs. Eureka College (2nd) (11/10/17)
 Scored 100 points _____ 110 vs. LSU Alexandria (12/22/20)
 Scored 100 points (league game) _____ 103 at Rice (12/29/18)
 Scored under 20 points in 1st half _____ 13 vs UTSA (2/1/25)
 Scored under 20 points in 2nd half _____ 18 at LA Tech (1/19/20)
 Scored 35 or under points in a game _____ 33 at Saint Mary's (11/13/22)
 Scored under 50 points in game _____ 44, at Charlotte (1/20/24)
 Scored under 50 points in game (league game) 44, at Charlotte (1/20/24)

UNT INDIVIDUAL LAST TIME...

Scored at least 40 points	Atin Wright (42) vs. Charlotte (3/6/25)
Scored at least 35 points	Atin Wright (42) vs. Charlotte (3/6/25)
Scored at least 30 points	Atin Wright (42) vs. Charlotte (3/6/25)
Had two players with at least 20 points	Atin Wright (22), Latrell Jossell (21) vs UAB (12/31/24)
Had three players with at least 20 points	Ryan Woolridge (24), Zachary Simmons (22), Roosevelt Smart (20) at Rice (12/29/18)
Had two players with at least 25 points	Roosevelt Smart (31), Jordan Duffy (31) vs. Mercer (3/19/18)
Had two players with at least 25 points (league game)	J-Mychal Reese (25), J-Mychal Reese (26) vs. Marshall (3/04/17)
Had two players with 30 points	Roosevelt Smart (31), Jordan Duffy (31) vs. Mercer (3/19/18)
A player had back-to-back 20-point games	Atin Wright (21) vs Wichita St. (3/3/25); Atin Wright (42) vs Charlotte (3/6/25)
A player had back-to-back 20-point league games	Atin Wright (21) vs Wichita St. (3/3/25); Atin Wright (42) vs Charlotte (3/6/25)
A player had back-to-back 25-point games	Jason Edwards (31) vs. UAB (1/31/24); (31) vs South Florida (2/3/24)
A player had back-to-back 25-point league games	Jason Edwards (31) vs. UAB (1/31/24); (31) vs South Florida (2/3/24)
A player had back-to-back 30-point games	Jason Edwards (31) vs. UAB (1/31/24); (31) vs South Florida (2/3/24)
A player had back-to-back 30-point league games	Jason Edwards (31) vs. UAB (1/31/24); (31) vs South Florida (2/3/24)
A player had back-to-back 20-point games off the bench	T.J. Taylor (21) at Portland (11/23/13); (24) vs. Idaho (11/22/13)
Made at least 10 2FGs in a game	Moulaye Sissoko (11) vs. Tulsa (2/19/25)
Made at least five 3FGs in a game	Atin Wright (8) vs Charlotte (3/6/25)
Had two players make at least five 3FGs in a game	Tylor Perry (6) and Rubin Jones (5) vs. Sam Houston (3/19/23)
Made at least six 3FGs in a game	Atin Wright (8) vs Charlotte (3/6/25)
Had two players make at least six 3FGs in a game	Roosevelt Smart (10) and DJ Draper (6) at Rice (1/13/18)
Made at least seven 3FGs in a game	Atin Wright (8) vs Charlotte (3/6/25)
Made at least eight 3FGs in a game	Atin Wright (8) vs Charlotte (3/6/25)
Made at least nine 3FGs in a game	Roosevelt Smart (10) at Rice (1/13/18)
Made at least 10 3FGs in a game	Roosevelt Smart (10) at Rice (1/13/18)
Had at least 15 rebounds	Robert Allen (16) vs. Tulane (1/6/24)
Had at least 15 rebounds in a league game	Robert Allen (16) vs. Tulane (1/6/24)
Had at least 20 rebounds in a game	Zachary Simmons (22) at San Francisco (3/26/18)
Had at least 20 rebounds in a league game	Tony Mitchell (21) at Florida Atlantic (2/11/12)
Had at least 20 points and at least 20 rebounds in a game	Tony Mitchell (22 points and 21 rebounds) at Florida Atlantic (2/11/12)
Had two players with at least 10 rebounds in a game	Robert Allen (16), Aaron Scott (12) vs. Tulane (1/6/24)
Had three players with at least 10 rebounds in a game	Michael Miller (13), Zachary Simmons (11), Roosevelt Smart (10) vs. Marshall (2/7/19)
Had a double-double	Brenen Lorient (12 pts, 11 rebs) vs. UAB (3/15/25)
Had two players with a double-double	Thomas Bell (10 pts, 12 rebs), Abou Ousmane (22 pts, 11 rebs) at Marshall (1/13/22)
Had a double-double in two straight games	Jeremy Combs: 15 pts, 14 rebs at Southern Miss (2/27/16); 15 pts, 18 rebs at LA Tech (2/25/16)
Had a double-double in three straight games	Jeremy Combs: at Rice, at UAB, at Middle Tenn. (1/21/16-1/30/16)
Had a double-double in four straight games	Jeremy Combs: at Rice, at UAB, at MTSU, vs. WKU (1/16/16-1/30/16)
Had a double-double in five straight games	Jeremy Combs: at Rice, at UAB, at MTSU, vs. WKU, vs. Marshall (1/14/16-1/30/16)
Had a double-double in six straight games	Jeremy Combs: at Rice, at UAB, at MTSU, vs. WKU, vs. Marshall, vs. Rice (1/9/16-1/30/16)
Had a double-double in seven straight games	Jeremy Combs: at Rice, at UAB, at MTSU, vs. WKU, vs. Marshall, vs. Rice, at UTEP (1/3/16-1/30/16)
Had a triple-double	Ryan Woolridge (13 pts, 10 reb, 10 assist) at Indiana State (12/05/18)
Had at least 10 assists in a game	Javion Hamlet (11) vs. Middle Tennessee (3/10/21)
Had at least 15 assists in a game	Pat Hicks (18) vs. UTRGV (2/27/82)
Had two players with 5+ blocks in a game	Never
Had a player with at least 10 blocks in a game	Never
Had a player with at least 5 steals in a game	Rubin Jones (6) vs. Towson (11/19/23)
Had a player with at least 5 steals in a league game	Rubin Jones (5) vs. UTEP (1/28/23)
Made 25+ straight free throws	Atin Wright (42) (Dec. 22, 2024-Feb. 23, 2025)
Made 40+ straight free throws	Atin Wright (42) (Dec. 22, 2024-Feb. 23, 2025)
Hit a buzzer-beating shot to win a game	Atin Wright vs UAB (12/31/24)
Played 40+ minutes in a game	Atin Wright vs UTSA (2/1/25)

TEAM GAME-BY-GAME

Opponent	Date	Score	W	Total		3-Pointers		Free throws		Rebounds				PF	A	TO	BLK	STL	PTS	AVG
				FG-FGA	PCT	3FG-3FGA	PCT	FT-FTA	PCT	OFF	DEF	TOT	AVG							
Evansville	11/05/2024	80-63	W	26-57	.456	9-24	.375	19-24	.792	15	24	39	39.0	11	12	10	0	10	80	80.0
Wayland Baptist	11/07/2024	80-38	W	27-59	.458	9-19	.474	17-24	.708	16	33	49	44.0	7	14	12	2	12	80	80.0
at Minnesota	11/13/2024	54-51	W	20-53	.377	5-17	.294	9-16	.563	13	24	37	41.7	20	9	8	2	7	54	71.3
at McNeese	11/18/2024	61-68	L	17-54	.315	8-22	.364	19-23	.826	16	21	37	40.5	23	8	15	2	9	61	68.8
Texas Wesleyan	11/21/2024	73-66	W	26-53	.491	6-22	.273	15-19	.789	10	18	28	38.0	9	8	10	1	10	73	69.6
Oregon St.	11/25/2024	58-55	W	18-48	.375	8-25	.320	14-21	.667	9	15	24	35.7	14	12	9	4	14	58	67.7
vs UNI	11/28/2024	68-48	W	25-50	.500	9-17	.529	9-11	.818	3	30	33	35.3	10	9	12	1	10	68	67.7
vs Utah St.	11/29/2024	57-61	L	22-61	.361	7-30	.233	6-9	.667	11	19	30	34.6	17	11	9	5	12	57	66.4
at High Point	12/06/2024	71-76	L	21-50	.420	7-14	.500	22-27	.815	8	17	25	33.6	25	10	14	2	9	71	66.9
Mississippi Val.	12/18/2024	83-42	W	30-47	.638	8-19	.421	15-21	.714	8	21	29	33.1	13	15	11	2	8	83	68.5
App State	12/20/2024	68-64	W	24-48	.500	5-20	.250	15-19	.789	13	17	30	32.8	14	11	12	3	8	68	68.5
Houston Christian	12/22/2024	62-46	W	24-51	.471	6-18	.333	8-11	.727	11	26	37	33.2	15	9	10	2	4	62	67.9
UAB	12/31/2024	78-75	W	22-50	.440	9-21	.429	25-26	.962	8	18	26	32.6	16	7	9	1	11	78	68.7
at Memphis	01/05/2025	64-68	L	22-51	.431	4-18	.222	16-21	.762	12	18	30	32.4	21	11	16	3	7	64	68.4
Rice	01/08/2025	81-59	W	27-49	.551	11-20	.550	16-17	.941	5	26	31	32.3	15	10	4	2	6	81	69.2
at East Carolina	01/14/2025	69-60	W	21-46	.457	8-17	.471	19-25	.760	10	24	34	32.4	12	12	12	1	5	69	69.2
at UTSA	01/18/2025	72-57	W	22-45	.489	9-19	.474	19-22	.864	11	26	37	32.7	11	13	16	4	5	72	69.4
Temple	01/22/2025	76-67	W	25-51	.490	3-12	.250	23-34	.676	9	29	38	33.0	13	6	7	8	3	76	69.7
Fla. Atlantic	01/26/2025	77-64	W	29-55	.527	7-15	.467	12-21	.571	11	21	32	32.9	13	10	5	2	8	77	70.1
at Wichita St.	01/29/2025	58-54	W	22-55	.400	3-12	.250	11-11	1.000	13	25	38	33.2	13	8	11	3	7	58	69.5
UTSA	02/01/2025	50-54	L	18-47	.383	3-17	.176	11-13	.846	10	24	34	33.2	16	7	16	2	7	50	68.6
at UAB	02/03/2025	61-64	L	25-52	.481	4-10	.400	7-11	.636	8	21	29	33.0	14	9	15	1	8	61	68.2
Tulane	02/08/2025	76-66	W	25-53	.472	11-24	.458	15-19	.789	14	25	39	33.3	17	12	7	3	2	76	68.6
at Rice	02/11/2025	67-61	W	24-55	.436	9-27	.333	10-14	.714	10	20	30	33.2	15	17	5	1	8	67	68.5
Tulsa	02/19/2025	63-44	W	22-53	.415	4-20	.200	15-21	.714	9	30	39	33.4	17	10	8	1	9	63	68.3
at South Fla.	02/23/2025	64-57	W	23-51	.451	7-20	.350	11-15	.733	9	29	38	33.6	18	12	14	2	5	64	68.1
at Fla. Atlantic	02/27/2025	71-61	W	27-51	.529	9-24	.375	8-9	.889	6	21	27	33.3	14	16	9	1	10	71	68.2
Wichita St.	03/03/2025	68-66	W	24-47	.511	7-17	.412	13-14	.929	8	21	29	33.2	13	9	14	7	3	68	68.2
Charlotte	03/06/2025	75-64	W	22-43	.512	11-22	.500	20-25	.800	4	22	26	32.9	16	10	9	6	5	75	68.4
at Temple	03/09/2025	61-66	L	20-52	.385	2-12	.167	19-23	.826	7	16	23	32.6	21	9	4	0	7	61	68.2
vs Tulsa	03/14/2025	77-59	W	25-53	.472	8-24	.333	19-24	.792	12	23	35	32.7	16	14	8	2	9	77	68.5
vs UAB	03/15/2025	56-66	L	20-62	.323	4-18	.222	12-16	.750	19	20	39	32.9	14	9	11	2	6	56	68.1
Furman	03/19/2025	75-64	W	28-52	.538	8-18	.444	11-13	.846	8	20	28	32.7	7	10	7	0	8	75	68.3
Arkansas St.	03/23/2025	65-63	W	25-57	.439	6-16	.375	9-13	.692	10	28	38	32.9	11	7	8	8	1	65	68.2
at Oklahoma St.	03/25/2025	61-59	W	20-53	.377	7-18	.389	14-21	.667	8	24	32	32.9	18	10	17	4	8	61	68.0
Total		2380		818-1814	.451	241-668	.361	503-653	.770	354	796	1150	32.9	519	366	364	90	261	2380	68.0
Opponents		2096		714-1736	.411	203-663	.306	465-626	.743	299	719	1018	29.1	555	333	422	100	213	2096	59.9

North Texas Averages

Games Played	Points/game	FG Pct	3FG Pct	FT Pct	Rebounds/game	Assists/game	Turnovers/game	Assist/Turnover ratio	Steals/game	Blocks/game
35	68.0	45.1	36.1	77.0	32.9	10.5	10.4	1.0	7.5	2.6

TEAM GAME-BY-GAME (FIRST HALF ONLY)

Opponent	Date	Score	Total		3-Pointers		Free throws		Rebounds				PF	A	TO	BLK	STL	PTS	AVG	
			FG-FGA	PCT	3FG-3FGA	PCT	FT-FTA	PCT	OFF	DEF	TOT	AVG								
Evansville	11/05/2024	80-63	W	16-34	.471	8-17	.471	2-2	1.000	8	14	22	22.0	4	9	5	0	6	42	42.0
Wayland Baptist	11/07/2024	80-38	W	12-30	.400	4-11	.364	3-7	.429	7	19	26	24.0	3	5	7	0	4	31	36.5
at Minnesota	11/13/2024	54-51	W	7-26	.269	2-10	.200	7-9	.778	5	14	19	22.3	8	2	2	1	6	23	32.0
at McNeese	11/18/2024	61-68	L	6-24	.250	3-12	.250	4-4	1.000	8	10	18	21.3	5	4	10	2	2	19	28.8
Texas Wesleyan	11/21/2024	73-66	W	12-29	.414	5-17	.294	3-3	1.000	7	8	15	20.0	5	6	7	0	5	32	29.4
Oregon St.	11/25/2024	58-55	W	8-25	.320	4-13	.308	6-9	.667	5	10	15	19.2	6	6	4	2	7	26	28.8
vs UNI	11/28/2024	68-48	W	14-27	.519	6-10	.600	0-0	.000	2	17	19	19.1	3	5	7	1	3	34	29.6
vs Utah St.	11/29/2024	57-61	L	10-31	.323	5-17	.294	0-0	.000	5	12	17	18.9	4	7	5	3	7	25	29.0
at High Point	12/06/2024	71-76	L	12-30	.400	5-9	.556	2-2	1.000	6	11	17	18.7	5	7	8	1	6	31	29.2
Mississippi Val.	12/18/2024	83-42	W	13-21	.619	5-11	.455	5-8	.625	4	10	14	18.2	5	7	7	1	2	36	29.9
App State	12/20/2024	68-64	W	13-25	.520	5-11	.455	2-5	.400	6	8	14	17.8	8	8	6	0	4	33	30.2
Houston Christian	12/22/2024	62-46	W	13-28	.464	2-8	.250	2-2	1.000	4	14	18	17.8	7	3	4	1	2	30	30.2
UAB	12/31/2024	78-75	W	9-25	.360	5-12	.417	8-8	1.000	2	8	10	17.2	9	6	7	1	7	31	30.2
at Memphis	01/05/2025	64-68	L	10-23	.435	4-13	.308	8-9	.889	4	9	13	16.9	10	7	8	2	3	32	30.4
Rice	01/08/2025	81-59	W	15-25	.600	6-11	.545	6-7	.857	3	12	15	16.8	6	7	3	1	4	42	31.1
at East Carolina	01/14/2025	69-60	W	12-25	.480	3-8	.375	0-0	.000	4	11	15	16.7	5	6	9	0	1	27	30.9
at UTSA	01/18/2025	72-57	W	15-25	.600	7-13	.538	3-4	.750	3	14	17	16.7	5	9	4	2	3	40	31.4
Temple	01/22/2025	76-67	W	11-26	.423	0-9	.000	5-6	.833	4	16	20	16.9	6	0	5	3	2	27	31.2
Fla. Atlantic	01/26/2025	77-64	W	10-26	.385	2-5	.400	5-10	.500	7	10	17	16.9	5	3	5	2	4	27	30.9
at Wichita St.	01/29/2025	58-54	W	11-24	.458	1-5	.200	7-7	1.000	4	13	17	16.9	5	4	8	1	4	30	30.9
UTSA	02/01/2025	50-54	L	5-22	.227	0-11	.000	3-3	1.000	6	14	20	17.0	8	2	11	2	1	13	30.0
at UAB	02/03/2025	61-64	L	13-27	.481	2-5	.400	3-5	.600	5	10	15	17.0	6	6	10	1	6	31	30.1
Tulane	02/08/2025	76-66	W	12-26	.462	8-12	.667	7-10	.700	7	14	21	17.1	5	8	3	1	2	39	30.5
at Rice	02/11/2025	67-61	W	12-25	.480	3-11	.273	4-6	.667	4	12	16	17.1	4	8	3	1	3	31	30.5
Tulsa	02/19/2025	63-44	W	10-26	.385	3-13	.231	7-9	.778	5	15	20	17.2	9	5	4	0	6	30	30.5
at South Fla.	02/23/2025	64-57	W	15-23	.652	4-10	.400	6-9	.667	2	15	17	17.2	8	8	6	1	3	40	30.8
at Fla. Atlantic	02/27/2025	71-61	W	15-24	.625	5-11	.455	2-2	1.000	1	9	10	16.9	2	7	5	1	6	37	31.1
Wichita St.	03/03/2025	68-66	W	13-26	.500	3-9	.333	2-2	1.000	4	11	15	16.9	6	3	6	2	3	31	31.1
Charlotte	03/06/2025	75-64	W	11-23	.478	6-12	.500	5-7	.714	2	9	11	16.7	8	7	5	4	1	33	31.1
at Temple	03/09/2025	61-66	L	11-28	.393	0-7	.000	2-4	.500	4	6	10	16.4	6	4	3	0	6	24	30.9
vs Tulsa	03/14/2025	77-59	W	8-26	.308	2-13	.154	8-9	.889	6	11	17	16.5	10	4	6	2	4	26	30.7
vs UAB	03/15/2025	56-66	L	8-29	.276	0-5	.000	4-7	.571	10	12	22	16.6	5	4	9	1	2	20	30.4
Furman	03/19/2025	75-64	W	12-23	.522	2-6	.333	6-6	1.000	2	9	11	16.5	2	3	3	0	3	32	30.5
Arkansas St.	03/23/2025	65-63	W	13-29	.448	3-8	.375	5-6	.833	5	14	19	16.5	4	4	4	4	1	34	30.6
at Oklahoma St.	03/25/2025	61-59	W	11-30	.367	5-10	.500	0-2	.000	4	14	18	16.6	4	6	5	3	4	27	30.5
Total		1066		398-916	.434	128-365	.351	142-189	.751	165	415	580	16.6	201	190	204	47	133	1066	30.5
Opponents		961		344-866	.397	105-341	.308	168-223	.753	132	378	510	14.6	203	158	214	47	115	961	27.5

North Texas Averages

Games Played	Points/game	FG Pct	3FG Pct	FT Pct	Rebounds/game	Assists/game	Turnovers/game	Assist/Turnover ratio	Steals/game	Blocks/game
35	70.5	43.4	35.1	75.1	16.6	5.4	5.0	1.1	3.0	1.3

TEAM GAME-BY-GAME (SECOND HALF ONLY)

Opponent	Date	Score	Total		3-Pointers		Free throws		Rebounds				PF	A	TO	BLK	STL	PTS	AVG	
			FG-FGA	PCT	3FG-3FGA	PCT	FT-FTA	PCT	OFF	DEF	TOT	AVG								
Evansville	11/05/2024	80-63	W	10-23	.435	1-7	.143	17-22	.773	7	10	17	17.0	7	3	5	0	4	38	38.0
Wayland Baptist	11/07/2024	80-38	W	15-29	.517	5-8	.625	14-17	.824	9	14	23	20.0	4	9	5	2	8	49	43.5
at Minnesota	11/13/2024	54-51	W	13-27	.481	3-7	.429	2-7	.286	8	10	18	19.3	12	7	6	1	1	31	39.3
at McNeese	11/18/2024	61-68	L	11-30	.367	5-10	.500	15-19	.789	8	11	19	19.3	18	4	5	0	7	42	40.0
Texas Wesleyan	11/21/2024	73-66	W	14-24	.583	1-5	.200	12-16	.750	3	10	13	18.0	4	2	3	1	5	41	40.2
Oregon St.	11/25/2024	58-55	W	10-23	.435	4-12	.333	8-12	.667	4	5	9	16.5	8	6	5	2	7	32	38.8
vs UNI	11/28/2024	68-48	W	11-23	.478	3-7	.429	9-11	.818	1	13	14	16.1	7	4	5	0	7	34	38.1
vs Utah St.	11/29/2024	57-61	L	12-30	.400	2-13	.154	6-9	.667	6	7	13	15.8	13	4	4	2	5	32	37.4
at High Point	12/06/2024	71-76	L	9-20	.450	2-5	.400	20-25	.800	2	6	8	14.9	20	3	6	1	3	40	37.7
Mississippi Val.	12/18/2024	83-42	W	17-26	.654	3-8	.375	10-13	.769	4	11	15	14.9	8	8	4	1	6	47	38.6
App State	12/20/2024	68-64	W	11-23	.478	0-9	.000	13-14	.929	7	9	16	15.0	6	3	6	3	4	35	38.3
Houston Christian	12/22/2024	62-46	W	11-23	.478	4-10	.400	6-9	.667	7	12	19	15.3	8	6	6	1	2	32	37.8
UAB	12/31/2024	78-75	W	13-25	.520	4-9	.444	17-18	.944	6	10	16	15.4	7	1	2	0	4	47	38.5
at Memphis	01/05/2025	64-68	L	12-28	.429	0-5	.000	8-12	.667	8	9	17	15.5	11	4	8	1	4	32	38.0
Rice	01/08/2025	81-59	W	12-24	.500	5-9	.556	10-10	1.000	2	14	16	15.5	9	3	1	1	2	39	38.1
at East Carolina	01/14/2025	69-60	W	9-21	.429	5-9	.556	19-25	.760	6	13	19	15.8	7	6	3	1	4	42	38.3
at UTSA	01/18/2025	72-57	W	7-20	.350	2-6	.333	16-18	.889	8	12	20	16.0	6	4	12	2	2	32	37.9
Temple	01/22/2025	76-67	W	14-25	.560	3-3	1.000	18-28	.643	5	13	18	16.1	7	6	2	5	1	49	38.6
Fla. Atlantic	01/26/2025	77-64	W	19-29	.655	5-10	.500	7-11	.636	4	11	15	16.1	8	7	0	0	4	50	39.2
at Wichita St.	01/29/2025	58-54	W	11-31	.355	2-7	.286	4-4	1.000	9	12	21	16.3	8	4	3	2	3	28	38.6
UTSA	02/01/2025	50-54	L	13-25	.520	3-6	.500	8-10	.800	4	10	14	16.2	8	5	5	0	6	37	38.5
at UAB	02/03/2025	61-64	L	12-25	.480	2-5	.400	4-6	.667	3	11	14	16.1	8	3	5	0	2	30	38.1
Tulane	02/08/2025	76-66	W	13-27	.481	3-12	.250	8-9	.889	7	11	18	16.2	12	4	4	2	0	37	38.1
at Rice	02/11/2025	67-61	W	12-30	.400	6-16	.375	6-8	.750	6	8	14	16.1	11	9	2	0	5	36	38.0
Tulsa	02/19/2025	63-44	W	12-27	.444	1-7	.143	8-12	.667	4	15	19	16.2	8	5	4	1	3	33	37.8
at South Fla.	02/23/2025	64-57	W	8-28	.286	3-10	.300	5-6	.833	7	14	21	16.4	10	4	8	1	2	24	37.3
at Fla. Atlantic	02/27/2025	71-61	W	12-27	.444	4-13	.308	6-7	.857	5	12	17	16.4	12	9	4	0	4	34	37.1
Wichita St.	03/03/2025	68-66	W	11-21	.524	4-8	.500	11-12	.917	4	10	14	16.3	7	6	8	5	0	37	37.1
Charlotte	03/06/2025	75-64	W	11-20	.550	5-10	.500	15-18	.833	2	13	15	16.3	8	3	4	2	4	42	37.3
at Temple</																				

0



TYRAN MASON
6-6 • 195
FR. • G
VICHY, FRANCE
(PLANO HS)

Honors

- Led all DFW prep players in 2023-24 in scoring (25.3 ppg)
- Set the Plano HS single season scoring record (25.3 ppg) in 2023-24
- Two-time District Offensive MVP
- 2024 Dallas Morning News Third Team All-Area
- 2024 McDonald's All-American nominee

High School: Graduated from Plano High School in 2024...Rated a 3-star prospect per 247Sports...Chose UNT over Louisiana Tech, UT Arlington, Middle Tennessee, Chattanooga, Longwood, Stephen F. Austin and Montana State among others...A two-time district offensive MVP and first team all-district selection...A two-time Academic All District...As a senior he led all DFW Area boys basketball in scoring average (25.3 ppg)... As a senior he averaged 25.3 points per game, 7.5 rebounds per game and 1.4 assists per game...Set the Plano HS single-season scoring average record his senior season (25.3 ppg)...A 2024 Dallas Morning News Third Team All-Area Selection...Led Plano HS to a 64-47 win over the nation's No. 23 ranked Lake Travis with a 25-point performance...Led Plano HS to a win over the state's No. 11 ranked Lewisville with 27 points and 14 rebounds...A 2024 McDonald's High School All American nominee...Ended his high school career with a 40-point performance in a 76-59 win over rival Plano West...Played for Tyrese Maxey's AAU team Max Levels Elite

Personal: Was born in Vichy, France... Father played professional basketball in France and collegiate at SMU

CAREER HIGHS

Points _____ 8, Mississippi Valley State (12/18/24)
Rebounds _____ 2, Wayland Baptist (11/7/24)
Field Goals _____ 3, Mississippi Valley State (12/18/24)
Field Goals Att. _____ 6, Mississippi Valley State (12/18/24)
3-Pt. Field Goals _____ 1, Mississippi Valley State (12/18/24)
3-Pt. Field Goals Att. _____ 1, (2x)
Free Throws _____ 2(2x), last vs Rice (1/8/25)
Free Throws Att. _____ 4, Mississippi Valley State (12/18/24)
Assists _____ 2, Mississippi Valley State (12/18/24)
Blocks _____ N/A
Steals _____ 1, Mississippi Valley State (12/18/24)
Minutes _____ 14, Wayland Baptist (11/7/24)

MASON MISCELLANEOUS STATS

	2024-25	Career
Games with 10+ Pts	0	0
Games with 20+ Pts	0	0
Games 5+ 3s	0	0
Games with 5+ Reb	0	0
Games with 10+ Reb	0	0
Games with 5+ Ast	0	0
Games with 10+ Ast	0	0
Games with 5+ Blk	0	0
Games with 5+ Stl	0	0
Double-Doubles	0	0

2024-25 MASON'S GAME-BY-GAME

#0 MASON, Tyran

Opponent	Date	GS	MIN	Total		3-Pointers		Free throws		Rebounds			PF	A	TO	BLK	STL	PTS	AVG	
				FG-FGA	PCT	3FG-3FGA	PCT	FT-FTA	PCT	OFF	DEF	TOT								AVG
Wayland Baptist	11/07/2024		12:48	2-6	.333	0-0	.000	2-3	.667	0	2	2	2.0	0	0	1	0	0	6	6.0
Texas Wesleyan	11/21/2024		01:28	0-1	.000	0-1	.000	0-0	.000	0	0	0	1.0	0	0	0	0	0	0	3.0
Mississippi Val.	12/18/2024		12:23	3-4	.750	1-1	1.000	1-4	.250	0	0	0	0.7	0	2	0	0	1	8	4.7
Rice	01/08/2025		03:00	0-0	.000	0-0	.000	2-2	1.000	0	2	2	1.0	2	0	0	0	0	2	4.0
Totals			0 29:39	5-11	.455	1-2	.500	5-9	.556	0	4	4	1.0	2	2	1	0	1	16	4.0

Player Averages

Games Played	Minutes/game	Points/game	FG Pct	3FG Pct	FT Pct	Rebounds/game	Assists/game	Turnovers/game	Assist/Turnover ratio	Steals/game	Blocks/game
4	7.4	4.0	45.5	50.0	55.6	1.0	0.5	0.3	2.0	0.3	0.0

TYRAN MASON'S CAREER STATS

SEASON	TEAM	GP-GS	MIN/AVG	Field Goals		3-Point		F-Inrows		Rebounds				Scoring						
				FG-FGA	FG%	3FG-3FGA	3FG%	FT-FTA	FT%	OFF	DEF	TOT	AVG	PF-FO	A	TO	BLK	STL	PTS	AVG
2024-25	UNT	4-0	30/7.4	5-11	.455	1-2	.500	5-9	.556	0	4	4	1.0	2-0	2	1	0	1	16	4.0
TOTAL		4-0	30/7.4	5-11	.455	1-2	.500	5-9	.556	0	4	4	1.0	2-0	2	1	0	1	16	4.0

1



LATRELL JOSSELL

6-1 • 175

Sr. • G

CHICAGO, IL

(KELLER CENTRAL HS)

2023-24 (SFA): Played in 30 games and made 29 starts for SFA... Averaged 12.9 points, 2.0 rebounds and 2.3 assists per game... Led SFA in scoring (380), 3-pointers (52), steals (38) and made free throws (103)... He scored in double figures 20 times, including 14 of final 15 games... He had five 20-point games... Scored a season-high 24 points and had a season-high seven assists in a 92-84 win over UTRGV on Feb. 8... He scored 23 points and was 5-of-5 from deep versus Cal Baptist on Jan. 27... Led SFA to a 18-win season... SFA reached the quarterfinal round of the 2024 Western Athletic Conference Tournament after defeating Abilene Christian, 60-57, in the first round... Jossell led SFA in its first round WAC Tournament win with 17 points, three assists and two steals... Went 15-15 at the free throw line and finished with 20 points in a 84-71 win over Utah Tech on March 9

2022-23 (SFA): Played in 28 games and made 26 starts... Averaged 11.8 points, 2.5 assists and 1.7 rebounds per game... Made a team-high 70 3-pointers and shot 42.2 percent from deep... Was SFA's leading free throw shooter at 83.6 percent (46-55)... Was SFA's second-leading scorer (11.8 ppg), second in assists (2.5 apg) and second in steals (1.3 spg)... Helped lead SFA to a 19-win season and a 11-7 record in league play... Scored a season-high 21 points and had a season-high six assists versus Furman on Dec. 17... Scored 15 or more points nine times... Made six 3-pointers (6-11) versus Furman on Dec. 17

2021-22 (SFA): Played in 32 games and made 21 starts... Averaged 9.2 points, 1.6 rebounds and 1.4 assists per game... Made a team-high 70 3-pointers at a 37.0 percent clip... Shot a team-leading 90.2 percent at the free throw line (46-51)... Scored a season-high 28 points versus ULM on Dec. 14... Scored 23 points in a win over Lamar on Jan. 17... Had 32 steals on the year... Averaged 25.3 minutes per game... Made a season-high seven 3-pointers (7-10) on Dec. 14 versus ULM... Had five assists versus UTRGV on Jan. 11... Scored in double figures 12 times

2020-21: Played in 10 games, including five conference games... Played in the NCAA Tournament versus USC

High School: Graduated from Keller Central High School (TX) in 2020... Family moved from Chicago to Keller, Texas... Made 204 career high school 3-pointers... Dished out 207 career assists in high school... Had 194 career steals in high school... Played for Marcus Smart's YCG36 AAU team with future Kansas teammate Jalen Wilson... Missed most of his senior year due to injury... As a junior he averaged 18.9 points, 3.1 rebounds and 2.5 assists per game.

CAREER HIGHS

Points	28, ULM (12/14/21)
Rebounds	7, Abilene Christian (2/17/24)
Field Goals	9, ULM (12/14/21)
Field Goals Att.	24, at California Baptist (2/29/24)
3-Pt. Field Goals	7, ULM (12/14/21)
3-Pt. Field Goals Att.	11 (2x)
Free Throws	15, Utah Tech (3/9/24)
Free Throws Att.	15, Utah Tech (3/9/24)
Assists	7, UTRGV (2/8/24)
Blocks	2, at Wyoming (12/9/23)
Steals	5, at California Baptist (2/29/24)
Minutes	42, at California Baptist (2/29/24)

JOSSELL MISCELLANEOUS STATS

	20-21	21-22	22-23	23-24	24-25	Career
Games with 10+ Pts	0	12	19	21	9	61
Games with 20+ Pts	0	2	1	5	2	10
Games 5+ 3s	0	2	4	1	2	9
Games with 5+ Reb	0	0	1	1	0	2
Games with 10+ Reb	0	0	0	0	0	0
Games with 5+ Ast	0	1	5	4	2	12
Games with 10+ Ast	0	0	0	0	0	0
Games with 5+ Blk	0	0	0	0	0	0
Games with 5+ Stl	0	0	0	1	0	1
Double-Doubles	0	0	0	0	0	0

2024-25 JOSSELL GAME-BY-GAME

#1 JOSSELL, Latrell

Opponent	Date	GS	MIN	FG-FGA	PCT	3FG-3FGA	PCT	FT-FTA	PCT	REB	PF	A	TO	BLK	STL	PTS	AVG		
Evansville	11/05/2024		26:46	2-9	.222	0-5	.000	3-5	.600	1	1	2	2	0	1	7	7.0		
Wayland Baptist	11/07/2024		23:31	4-10	.400	4-8	.500	0-0	.000	0	1	1	1	0	2	12	9.5		
at Minnesota	11/13/2024		12:01	1-3	.333	1-3	.333	2-3	.667	0	0	1	0	4	2	0	5.0		
at McNeese	11/18/2024		13:45	3-7	.429	3-6	.500	1-1	1.000	0	1	1	1	0	5	10	8.5		
Texas Wesleyan	11/21/2024		28:56	1-8	.125	1-6	.167	1-2	.500	1	3	4	1	6	2	4	7.6		
Oregon St.	11/25/2024		28:55	5-9	.556	3-7	.429	2-4	.500	0	0	0	1	2	1	2	15.8		
vs UNI	11/28/2024		31:16	4-9	.444	1-2	.500	6-6	1.000	0	2	2	1	0	1	15	9.7		
vs Utah St.	11/29/2024		22:32	0-4	.000	0-3	.000	0-0	.000	0	0	0	1	3	3	0	8.5		
at High Point	12/06/2024		31:48	6-11	.545	5-6	.833	4-4	1.000	0	0	0	1	2	2	1	21.9		
Mississippi Val.	12/18/2024		23:40	2-5	.400	1-4	.250	0-0	.000	0	2	2	1	2	5	3	5.4		
App State	12/20/2024		29:58	2-8	.250	1-5	.200	0-0	.000	0	1	1	1	2	3	1	5.0		
Houston Christian	12/22/2024		15:14	1-6	.167	1-5	.200	0-0	.000	0	1	1	2	4	0	1	3.5		
UAB	12/31/2024		21:03	7-11	.636	6-9	.667	0-0	.000	0	0	0	1	2	0	4	20.9		
at Memphis	01/05/2025		25:27	0-6	.000	0-5	.000	0-0	.000	2	1	3	1	4	2	1	10.8		
Rice	01/08/2025		29:50	3-8	.375	1-4	.250	0-0	.000	0	3	3	1	3	0	2	17.8		
at East Carolina	01/14/2025		21:19	1-3	.333	1-2	.500	2-3	.667	0	0	0	1	3	3	1	5.8		
at UTSA	01/18/2025		15:50	1-5	.200	0-3	.000	2-2	1.000	1	0	1	1	2	2	0	14.8		
Temple	01/22/2025		17:07	1-4	.250	0-1	.000	3-3	1.000	0	2	2	1	3	0	0	5.7		
Fla. Atlantic	01/26/2025		20:06	3-8	.375	2-5	.400	0-0	.000	0	0	0	1	2	1	0	8.7		
at Wichita St.	01/29/2025		19:16	2-5	.400	0-2	.000	0-0	.000	0	1	1	1	2	3	0	14.7		
UTSA	02/01/2025		18:54	0-6	.000	0-5	.000	0-0	.000	0	1	1	1	2	1	0	7.4		
at UAB	02/03/2025		13:56	1-2	.500	0-0	.000	1-3	.333	0	0	0	1	1	0	3	7.2		
Tulane	02/08/2025		22:26	3-6	.500	3-6	.500	0-0	.000	0	1	1	1	1	0	0	9.7		
at Rice	02/11/2025		27:58	3-9	.333	1-5	.200	0-0	.000	2	0	2	1	2	0	5	7.3		
Tulsa	02/19/2025		21:45	2-9	.222	1-7	.143	0-0	.000	0	2	2	1	2	4	0	5.7		
at South Fla.	02/23/2025		19:06	2-7	.286	0-4	.000	1-1	1.000	1	2	3	1	3	2	1	5.1		
at Fla. Atlantic	02/27/2025		21:28	3-9	.333	3-9	.333	0-0	.000	0	2	2	1	3	2	0	11.9		
Wichita St.	03/03/2025		24:20	4-7	.571	2-4	.500	3-3	1.000	0	1	1	1	3	2	1	13.7		
Charlotte	03/06/2025		25:14	2-7	.286	1-5	.200	2-2	1.000	0	1	1	1	3	1	0	7.3		
at Temple	03/09/2025		17:25	1-5	.200	1-2	.500	0-0	.000	1	0	1	1	3	5	0	3.7		
vs Tulsa	03/14/2025		19:28	4-8	.500	2-5	.400	0-0	.000	0	2	2	1	3	1	0	10.7		
vs UAB	03/15/2025		24:27	3-7	.429	1-4	.250	0-0	.000	1	2	3	1	3	5	0	7.3		
Furman	03/19/2025		19:46	1-4	.250	0-2	.000	0-0	.000	0	2	2	1	4	0	0	2.1		
Arkansas St.	03/23/2025		20:51	1-14	.071	5-10	.500	3-3	.750	1	1	1	1	4	0	0	18.7		
at Oklahoma St.	03/25/2025		21:21	1-4	.250	0-2	.000	1-2	.500	0	0	0	1	3	3	4	3.7		
Totals			0 776:44	86-243	.354	49-159	.308	35-46	.761	10	36	46	1.3	69	53	31	2 388	256	7.3

Player Averages

Games Played	Minutes/game	Points/game	FG Pct	3FG Pct	FT Pct	Rebounds/game	Assists/game	Turnovers/game	Assist/Turnover ratio	Steals/game	Blocks/game
35	22.2	7.3	35.4	30.8	76.1	1.3	1.5	0.9	1.7	1.1	0.1

LATRELL JOSSELL'S CAREER STATS

SEASON	TEAM	GP-GS	MIN/AVG	Field Goals		3-Point		F-Throws		Rebounds				Scoring						
				FG-FGA	FG%	3FG-3FGA	3FG%	FT-FTA	FT%	OFF	DEF	TOT	AVG	PF-FO	A	TO	BLK	STL	PTS	AVG
2020-21	KU	10-0	26/2.6	4-9	.444	3-8	.375	2-2	1.000	0	2	2	0.2	3-0	1	1	0	2	13	1.3
2021-22	SFA	32-21	813/25.4	89-239	.372	70-189	.370	46-51	.902	4	47	51	1.6	78-2	44	41	0	32	294	9.2
2022-23	SFA	28-26	804/28.7	107-249	.430	70-166	.422	46-55	.836	7	40	47	1.7	72-3	71	46	0	35	330	11.8
2023-24	SFA	30-29	824/27.5	116-286	.406	52-139	.374	103-124	.831	11	49	60	2.0	68-3	70	68	5	48	387	12.9
2024-25	UNT	35-0	777/22.2	86-243	.354	49-159	.308	35-46	.761	10	36	46	1.3	69-4	53	31	2	38	256	7.3
TOTAL FOR UNT		35-0	777/22.2	86-243	.354	49-159	.308	35-46	.761	10	36	46	1.3	69-4	53	31	2	38	256	7.3
TOTAL		135-76	3243/24.0	402-1026	.392	244-661	.369	232-278	.835	32	174	206	1.5	290-12	239	187	7	155	1280	9.5

2



JOHNATHAN MASSIE

6-6 • 195

Sr. • G

HOUSTON, TX
(LEGACY HS)

2023-24 (Longwood): Played in 34 games and made 16 starts for the 21-win Longwood Lancers...Averaged 11.3 points, 5.2 rebounds and 1.8 assists per game...Led Longwood to the 2024 Big South Tournament championship and the 2024 NCAA Tournament...Was Longwood's second-leading points per game scorer and third-leading rebounder...Knocked down 37 3-pointers, which was the second-most on the team...Was second on the team in steals with 40...Scored in double figures 19 times, including a career-high 31 points versus Winthrop on Feb. 10 to lead his team and had a season-high 12 rebounds versus Charleston Southern on Jan. 6 in a 21-point win...Led Longwood in free throws as he knocked down 104 on the year...In the NCAA Tournament against No. 1 seed Houston, he scored a team-high 10 points on 3-of-5 shooting...In the Big South Tournament title game, Massie scored 11 points in 19 minutes on 5-of-7 shooting

2022-23 (McNeese): Played in 34 games and made 31 starts as a sophomore at McNeese...Averaged 10.5 points, 4.6 rebounds and 2.7 assists per game...Scored in double figures 21 times, including a season-high 24 points at Southeastern Louisiana on Feb. 25...Led McNeese to the Southland Conference Tournament championship game...In the SLC Tournament title game, Massie scored 18 points and had six rebounds...Scored 20 points versus Texas A&M Corpus Christi on Feb. 18...Was second on the team in total rebounds (157), second on the team in total assists (93), third on the team in total points (357) and third on the team in total steals (45)...Made a team-high 102 free throws and shot a team-high 82.3 percent at the line

2021-22 (McNeese): Played in 31 games and made 25 starts as a freshman at McNeese State...Named the 2022 Southland Conference Freshman of the Year...Averaged 5.5 points, 3.2 rebounds, 2.2 assists and 1.1 steals per game...Was second on the team in total assists with 67 and third on the team in total steals with 35...Scored in double figures three times with a season-high 12 points against Northwestern State on Feb. 5...Dished out six assists three different times, including in consecutive games on Feb. 5 versus Northwestern State and on Feb. 10 at Southeastern Louisiana

High School: A 2021 graduate of Legacy School of Sport and Science in Spring, Texas, where he was teammates with former UNT wing Aaron Scott and current UNT guard Ma'Syn Howell... Was the No. 9 ranked player in the Greater Houston Area by On The Radar and the No. 14 ranked player by Type

CAREER HIGHS

Points _____ 31, Winthrop (2/10/24)
 Rebounds _____ 12, Charleston Southern (1/6/24)
 Field Goals _____ 8, Winthrop (2/10/24)
 Field Goals Att. _____ 17 (2x)
 3-Pt. Field Goals _____ 3 (5x)
 3-Pt. Field Goals Att. _____ 9 (2x)
 Free Throws _____ 12, Winthrop (2/10/24)
 Free Throws Att. _____ 13 (3x)
 Assists _____ 8, Texas A&M Commerce (3/5/23)
 Blocks _____ 3, Bethune Cookman (11/26/23)
 Steals _____ 5, at Milwaukee (12/13/23)
 Minutes _____ 41 (2x)

MASSIE MISCELLANEOUS STATS

	2021-22	2022-23	2023-24	2024-25	Career
Games with 10+ Pts	3	21	19	10	53
Games with 20+ Pts	0	2	4	0	6
Games 5+ 3s	0	0	0	0	0
Games with 5+ Reb	7	17	18	14	56
Games with 10+ Reb	0	1	2	0	3
Games with 5+ Ast	4	7	3	1	15
Games with 10+ Ast	0	0	0	0	0
Games with 5+ Blk	0	0	0	0	0
Games with 5+ Stl	0	0	1	0	1
Double-Doubles	0	0	1	0	1

2024-25 MASSIE'S GAME-BY-GAME

#2 MASSIE, Johnathan

Opponent	Date	GS	MIN	FG-FGA	PCT	3FG-3FGA	PCT	FT-FTA	PCT	OFF	DEF	TOT	AVG	PF	A	TO	BLK	STL	PTS	AVG
Evansville	11/05/2024	21:40	6:11	545	1.3	333	5.6	833	4	4	8	8.0	0	0	1	0	0	18	18.0	
Wayland Baptist	11/07/2024	17:24	2:5	400	1.1	1.000	2.3	667	3	5	8	8.0	0	0	1	0	0	7	12.5	
at Minnesota	11/13/2024	29:27	3:13	231	0.3	.000	0.1	.000	1	5	6	7.3	0	0	0	1	0	6	10.3	
at McNeese	11/18/2024	24:19	2:7	286	1.2	.500	5.6	833	5	3	8	7.5	3	0	2	1	3	10	10.3	
Texas Wesleyan	11/21/2024	23:40	4:7	571	0.1	.000	2.2	1.000	1	2	3	5.8	0	0	3	0	2	10	10.2	
Oregon St.	11/25/2024	24:59	4:10	400	1.3	.333	5.7	714	0	2	2	5.8	0	3	0	1	0	14	10.8	
vs UNI	11/28/2024	13:50	0:3	.000	0.1	.000	0.0	.000	0	5	5	5.7	1	0	2	0	1	0	9.3	
vs Utah St.	11/29/2024	20:32	2:6	333	0.1	.000	1.1	1.000	1	2	3	5.4	0	3	0	0	1	5	8.8	
at High Point	12/06/2024	23:18	1:6	167	0.2	.000	5.6	833	1	2	3	5.1	1	1	0	0	1	7	8.6	
Mississippi Val.	12/18/2024	20:45	3:4	750	1.2	.500	5.6	833	1	5	6	5.2	1	0	2	0	3	12	8.9	
App State	12/20/2024	17:31	2:3	667	0.1	.000	3.3	1.000	2	3	5	5.2	3	0	2	0	2	7	8.7	
Houston Christian	12/22/2024	28:04	5:8	625	2.2	1.000	2.2	1.000	0	3	3	5.0	3	2	1	1	1	14	9.2	
UAB	12/31/2024	23:02	3:5	600	0.1	.000	5.5	1.000	1	2	2	4.8	2	0	2	0	2	11	9.3	
at Memphis	01/05/2025	17:49	1:7	143	0.3	.000	2.2	1.000	1	3	4	4.7	0	0	0	0	1	4	8.9	
Rice	01/08/2025	18:50	3:4	750	2.2	1.000	0.0	.000	0	5	5	4.7	0	0	1	0	1	8	8.9	
at East Carolina	01/14/2025	14:13	1:2	500	0.0	.000	2.2	1.000	0	2	2	4.6	3	2	2	0	1	4	8.6	
at UTSA	01/18/2025	* 33:16	2:5	400	1.3	.333	5.6	833	4	3	7	4.7	2	4	3	0	0	10	8.6	
Temple	01/22/2025	25:29	3:5	600	1.2	.500	6.8	750	1	6	7	4.8	1	0	2	0	1	13	8.9	
Fla. Atlantic	01/26/2025	25:50	2:5	400	0.1	.000	2.5	400	1	3	4	4.8	1	0	1	1	0	6	8.7	
at Wichita St.	01/29/2025	22:54	1:3	333	0.0	.000	2.2	1.000	2	6	8	5.0	1	0	2	0	1	4	8.5	
UTSA	02/01/2025	19:47	1:3	333	0.1	.000	0.0	.000	2	1	3	4.9	3	0	3	0	0	2	8.2	
at UAB	02/03/2025	27:08	4:8	500	1.1	1.000	0.2	.000	0	4	4	4.8	2	0	1	0	3	9	8.2	
Tulane	02/08/2025	26:54	5:10	500	3.5	.600	0.2	.000	2	5	7	4.9	2	1	1	0	1	13	8.4	
at Rice	02/11/2025	26:29	2:6	333	0.3	.000	2.4	500	0	4	4	4.9	1	5	1	0	3	6	8.3	
at Temple	03/09/2025	17:41	1:4	250	0.1	.000	2.2	1.000	0	2	2	4.8	0	2	0	0	3	4	8.2	
vs Tulsa	03/14/2025	22:56	1:5	200	1.2	.500	1.2	500	0	5	5	4.8	2	2	0	0	0	4	8.0	
vs UAB	03/15/2025	22:42	2:7	286	0.1	.000	3.4	750	2	3	5	4.8	2	2	2	0	2	7	8.0	
Furman	03/19/2025	15:57	2:3	667	0.0	.000	2.2	1.000	0	3	3	4.7	1	0	0	0	0	6	7.9	
Arkansas St.	03/23/2025	22:36	1:4	250	0.0	.000	0.0	.000	0	2	2	4.6	1	1	2	1	0	2	7.7	
at Oklahoma St.	03/25/2025	18:03	4:5	800	1.1	1.000	2.3	667	0	2	2	4.5	2	0	1	1	1	11	7.8	
Totals		1	667:05	73-174	.420	17-49	.347	71-94	.755	34	102	136	4.5	39	28	35	7	35	234	7.8

Player Averages

Games Played	Minutes/game	Points/game	FG Pct	3FG Pct	FT Pct	Rebounds/game	Assists/game	Turnovers/game	Assist/Turnover ratio	Steals/game	Blocks/game
30	22.2	7.8	42.0	34.7	75.5	4.5	0.9	1.2	0.8	1.2	0.2

JOHNATHAN MASSIE'S CAREER STATS

SEASON	TEAM	GP-GS	MIN/AVG	Field Goals		3-Point		F-Throws		Rebounds				Scoring						
				FG-FGA	FG%	3FG-3FGA	3FG%	FT-FTA	FT%	OFF	DEF	TOT	AVG	PF-FO	A	TO	BLK	STL	PTS	AVG
2021-22	McN	31-25	743/24.0	60-161	.373	9-50	.180	40-63	.635	33	67	100	3.2	68-0	67	60	10	35	169	5.5
2022-23	McN	34-31	1042/30.7	116-303	.383	23-79	.291	102-124	.823	40	117	157	4.6	69-0	93	98	4	45	357	10.5
2023-24	LWU	34-17	858/25.2	122-326	.374	37-107	.346	104-151	.689	35	141	176	5.2	62-0	62	56	14	40	385	11.3
2024-25	UNT	30-1	667/22.2	73-174	.420	17-49	.347	71-94	.755	34	102	136	4.5	39-0	28	35	7	35	234	7.8
TOTAL FOR UNT		30-1	667/22.2	73-174	.420	17-49	.347	71-94	.755	34	102	136	4.5	39-0	28	35	7	35	234	7.8
TOTAL		129-74	3310/25.7	371-964	.385	86-285	.302	317-432	.734	142	427	569	4.4	238-0	250	249	35	155	1145	8.9

3



JASPER FLOYD
6-3 • 195
Sr. • G
TAMPA, FL
(WHARTON HS)

2023-24 (Fairfield): Played in 37 games and made 35 starts for Fairfield...Averaged 9.5 points, 5.9 rebounds, 4.1 assists and 2.3 steals per game and had a +2.0 assist/turnover ratio...One of just two players in the country to average at least 6.0 rebounds, 4.0 assists and 2.0 steals per game...Led the Stags to the Metro Atlantic Athletic Conference Tournament title game, CBI title game and the program's most single season wins 13 years and second-most in program history (24)...Led Fairfield in assists (153), rebounds (220), and steals (87)..Set the Fairfield single season program record with 87 steals..Scored a season-high 25 points in a four-point road win at Yale on Dec. 6...Had three 20-point games...Had a double-double versus Le Moyne on Dec. 30 with 13 points and 10 rebounds...Had nine assists at Rhode Island on Nov. 9...Had eight or more assists three times...Had a season-high six steals three times...Was second on the team in total minutes as he logged 1,199 total minutes...Shot 38.5 percent from the floor and knocked down 33 3-pointers at a 32.7 percent clip

2022-23 (Hillsborough College): Played in 26 games and made 26 starts...Team captain...Averaged 14.7 points, 7.0 rebounds and 5.0 assists per game...Scored 35 points at State College of Florida, Manatee-Sarasota on Feb. 13...Scored 23 points at Miami Dade College...Had 10 or more rebounds six times, including a season-high 16 rebounds on Feb. 23 Forges Sports Academy... Scored 19 points, grabbed 16 rebounds and had 18 assists on Feb. 23 versus Forges Sports Academy in a 120-75 win...Had eight or more assists three times...Missed eight games to injury

2021-22 (Northwest Florida St. College): Played in 29 games and made 1 start...Helped lead NWF State College to the 2022 NJCAA DI National Championship...In the national championship game he came off the bench and played 16 minutes and scored four points, had four rebounds and had an assist to help lead NWF State to the title...Averaged 2.2 points and 1.5 rebounds per game...Shot 46.2 percent from the floor and 47.4 percent from deep...Scored a season-high 12 points on Dec. 30 versus East Georgia State College...Had a season-high five rebounds versus Trinidad State College on March 14...Had a season-high four assists versus Southern Union State Community College...Played a season-high 20 minutes in the NJCAA National Semifinals in a 68-64 win

High School: Graduated in 2021 from Wharton High School in Tampa, Florida...As a senior led the Wildcats to a 28-3 overall record and a undefeated 10-0 record in district...A three-year letterwinner, Wharton won the district championship his sophomore and senior seasons and finished runner-up his junior year

CAREER HIGHS

Points _____ 25, at Yale (12/6/23)
Rebounds _____ 10 (2x)
Field Goals _____ 9, New Hampshire (11/24/23)
Field Goals Att. _____ 17, Arkansas State (3/23/25)
3-Pt. Field Goals _____ 4, at South Florida (2/23/25)
3-Pt. Field Goals Att. _____ 7, Seattle U (3/26/24)
Free Throws _____ 8, at Rider (12/3/23)
Free Throws Att. _____ 8, (2X)
Assists _____ 9, at Rhode Island (11/9/23)
Blocks _____ 1 (3x)
Steals _____ 6 (3x)
Minutes _____ 40 (5x)

FLOYD MISCELLANEOUS STATS

	2023-24	2024-25	Career
Games with 10+ Pts	16	11	27
Games with 20+ Pts	3	1	4
Games 5+ 3s	0	0	0
Games with 5+ Reb	30	8	38
Games with 10+ Reb	2	0	2
Games with 5+ Ast	15	12	27
Games with 10+ Ast	0	0	0
Games with 5+ Blk	0	0	0
Games with 5+ Stl	4	0	4
Double-Doubles	1	0	1

2024-25 FLOYD'S GAME-BY-GAME

#3 FLOYD, Jasper

Opponent	Date	GS	MIN	FG-FGA	PCT	3FG-3FGA	PCT	FT-FTA	PCT	OFF DEF TOT	AVG	PF	A	TO	BLK	STL	PTS	AVG			
Evansville	11/05/2024	*	31:51	7-11	.636	2-3	.667	7-8	.875	1	2	3	3	0	1	1	23	23.0			
Wayland Baptist	11/07/2024	*	24:02	2-5	.400	0-0	.000	1-2	.500	2	4	6	4	5	1	0	1	5	14.0		
at Minnesota	11/13/2024	*	33:27	2-7	.286	1-2	.500	2-3	.667	1	2	3	4	3	5	2	0	7	11.7		
at McNeese	11/18/2024	*	35:18	1-7	.143	1-3	.333	2-4	.500	0	2	2	3	4	5	5	0	1	5	10.0	
Texas Wesleyan	11/21/2024	*	27:49	3-7	.429	0-3	.000	2-2	1.000	0	3	3	4	0	5	2	0	1	8	9.6	
Oregon St.	11/25/2024	*	24:52	1-4	.250	1-4	.250	1-3	.333	0	1	1	3	0	3	4	0	3	4	8.7	
vs UNI	11/28/2024	*	26:54	5-6	.833	1-1	1.000	1-1	1.000	0	2	2	2	9	1	3	2	0	12	9.1	
vs Utah St.	11/29/2024	*	28:09	2-10	.200	0-5	.000	4-4	1.000	0	2	2	2	6	1	2	0	2	8	9.0	
at High Point	12/06/2024	*	18:33	1-8	.125	0-2	.000	3-4	.750	0	1	1	2	5	3	2	0	3	5	8.6	
Mississippi Val.	12/18/2024	*	20:34	3-3	1.000	0-0	.000	0-0	.000	0	1	1	2	6	5	2	0	1	6	8.3	
App State	12/20/2024	*	29:49	2-9	.222	0-2	.000	4-4	1.000	0	0	2	2	5	5	1	0	2	8	8.3	
Houston Christian	12/22/2024	*	31:44	3-6	.500	1-3	.333	1-2	.500	1	0	1	2	1	0	2	1	0	1	8	8.3
UAB	12/31/2024	*	29:52	3-6	.500	0-0	.000	2-2	1.000	0	3	3	2	2	4	2	0	0	8	8.2	
at Memphis	01/05/2025	*	33:58	5-8	.625	1-1	1.000	0-0	.000	0	2	2	2	1	3	6	5	0	11	8.4	
Rice	01/08/2025	*	22:59	4-8	.500	0-0	.000	0-0	.000	0	1	1	2	1	3	1	1	0	1	8	8.4
at East Carolina	01/14/2025	*	26:36	0-4	.000	0-0	.000	1-2	.500	0	2	2	2	1	2	3	2	0	2	7.9	
at UTSA	01/18/2025	*	35:41	1-4	.250	0-0	.000	0-0	.000	0	4	4	2	2	6	1	0	0	2	7.6	
Temple	01/22/2025	*	32:14	4-7	.571	0-1	.000	4-7	.571	0	5	5	2	3	4	4	0	1	12	7.8	
Fla. Atlantic	01/26/2025	*	27:35	4-7	.571	0-0	.000	1-2	.500	0	0	0	2	2	4	5	1	0	1	9	7.9
at Wichita St.	01/29/2025	*	32:37	2-6	.333	1-1	1.000	0-0	.000	0	4	4	2	3	2	1	1	0	2	5	7.8
UTSA	02/01/2025	*	28:30	2-7	.286	0-2	.000	2-2	1.000	0	7	7	2	5	2	4	5	0	4	6	7.7
at UAB	02/03/2025	*	32:17	6-12	.500	1-2	.500	2-2	1.000	0	4	4	2	6	1	3	3	0	3	15	8.0
Tulane	02/08/2025	*	29:19	3-9	.333	1-2	.500	0-0	.000	0	2	2	2	6	2	5	2	1	1	7	8.0
at Rice	02/11/2025	*	18:09	1-3	.333	0-1	.000	0-0	.000	1	2	3	2	6	4	3	0	0	2	7.7	
Tulsa	02/19/2025	*	35:34	3-12	.250	0-1	.000	0-1	1.000	0	5	5	2	7	0	5	1	0	2	7	7.8
at South Fla.	03/09/2025	*	34:09	7-13	.538	4-6	.667	1-1	1.000	1	2	3	2	7	3	3	0	3	18	8.1	
at Fla. Atlantic	02/27/2025	*	32:03	4-10	.400	1-3	.333	0-0	.000	1	3	4	2	7	0	3	1	0	2	9	8.1
Wichita St.	03/03/2025	*	31:11	4-6	.667	1-2	.500	0-0	.000	0	2	2	2	7	2	3	1	1	0	9	8.1
Charlotte	03/06/2025	*	30:50	1-5	.200	0-1	.000	2-3	.667	1	4	5	2	8	3	4	3	1	2	4	8.0
at Temple	03/09/2025	*	30:02	4-9	.444	0-2	.000	2-2	1.000	0	1	1	2	7	1	4	1	0	0	10	8.1
vs Tulsa	03/14/2025	*	29:56	3-5	.600	1-2	.500	4-4	1.000	0	2	2	2	6	4	5	2	0	1	11	8.2
vs UAB	03/15/2025	*	30:41	3-8	.375	1-2	.500	2-2	1.000	0	2	2	2	3	3	2	0	1	9	8.2	
Furman	03/19/2025	*	30:18	7-13	.538	3-5	.600	2-2	1.000	1	5	6	2	8	0	7	1	0	1	19	8.5
Arkansas St.	03/23/2025	*	33:48	8-17	.471	1-3	.333	1-3	.333	0	5	5	2	9	2	4	1	0	1	18	8.8
at Oklahoma St.	03/25/2025	*	30:13	3-10	.300	0-2	.000	4-4	1.000	1	4	5	2	9	1	5	4	0	1	10	8.8
Totals			35	1031:34	114-272	.419	23-67	.343	58-76	.763	11	91	102	2.9	74	138	69	4	46	309	8.8

Player Averages

Games Played	Minutes/game	Points/game	FG Pct	3FG Pct	FT Pct	Rebounds/game	Assists/game	Turnovers/game	Assist/Turnover ratio	Steals/game	Blocks/game
35	29.5	8.8	41.9	34.3	76.3	2.9	3.9	2.0	2.0	1.3	0.1

JASPER FLOYD'S CAREER STATS

SEASON	TEAM	GP-GS	MIN/AVG	FG-FGA	FG%	3FG-3FGA	3FG%	FT-FTA	FT%	OFF	DEF	TOT	AVG	PF-FO	A	TO	BLK	STL	PTS	AVG
2023-24	Fairf	37-35	1203/32.5	126-327	.385	33-101	.327	68-83	.819	47	173	220	5.9	70-0	153	77	2	87	353	9.5
2024-25	UNT	35-35	1032/29.5	114-272	.419	23-67	.343	58-76	.763	11	91	102	2.9	74-2	138	69	4	46	309	8.8
TOTAL FOR UNT		35-35	1032/29.5	114-272	.419	23-67	.343	58-76	.763	11	91	102	2.9	74-2	138	69	4	46	309	8.8
TOTAL		72-70	2234/31.0	240-599	.401	56-168	.333	126-159	.792	58	264	322	4.5	144-2	291	146	6	133	662	9.2

4



ALEX COTTON

6-5 • 200
Soph. • G
CARROLLTON, TX
(HEBRON HS)

2023-24: Played in eight games, including two conference games...Scored 10 points and had four rebounds on the year... Made two 3-pointers on the year...Scored a season-high four points in a win over Angelo State on Nov. 26...Was 2-2 at the free throw for the year...Had a block and a steal versus Angelo State on Nov. 26...Had two offensive rebounds on the year...Saw playing time against Temple and South Florida in conference

High School: Graduated from Hebron High School in 2023...Missed the first 27 games of his senior season due to a wrist injury... When he returned from injury he led Hebron High School to its first trip to the state regional tournament in nine years and just the third time ever with a 49-38 victory versus No. 10 Plano...Led his Hebron team to a 51-48 upset victory over No. 9 Allen in the first round of the 2023 bi-district round of the Class 6A playoffs with a team-high 13 points...As a junior he averaged 17.1 points, 4.9 rebounds, 2.1 assists and 2.1 steals per game and shot 40 percent from deep...2022 District Offensive Player of the Year as a junior...2022 First Team All-District as a junior...2022 Star Local Media all-area second team as a junior...Named by Dallas Morning News as one of the top 20 DFW prospects for the class of 2023... Unanimous three-star prospect

CAREER HIGHS

Points	5, Wayland Baptist (11/7/24)
Rebounds	2, Mississippi Valley State (12/2/23)
Field Goals	2, Wayland Baptist (11/7/24)
Field Goals Att.	3, vs. Towson (11/19/23)
3-Pt. Field Goals	1 (2x)
3-Pt. Field Goals Att.	2 (2x)
Free Throws	2, Angelo State (11/26/23)
Free Throws Att.	2, Angelo State (11/26/23)
Assists	1, Wayland Baptist (11/7/24)
Blocks	1, Angelo State (11/26/23)
Steals	1, (2x)
Minutes	15, Wayland Baptist (11/7/24)

COTTON MISCELLANEOUS STATS

	2023-24	2024-25	Career
Games with 10+ Pts	0	0	0
Games with 20+ Pts	0	0	0
Games 5+ 3s	0	0	0
Games with 5+ Reb	0	0	0
Games with 10+ Reb	0	0	0
Games with 5+ Ast	0	0	0
Games with 10+ Ast	0	0	0
Games with 5+ Blk	0	0	0
Games with 5+ Stl	0	0	0
Double-Doubles	0	0	0

2024-25 COTTON GAME-BY-GAME

#4 COTTON, Alex

Opponent	Date	GS	MIN	Total		3-Pointers		Free throws		Rebounds			PF	A	TO	BLK	STL	PTS	AVG
				FG	FGA	PCT	3FG	3FGA	PCT	FT	FTA	PCT							
Wayland Baptist	11/07/2024		14:48	2-2	1.000	1-1	1.000	0-0	.000	1	0	1	1.0	0	1	0	1	5	5.0
at McNeese	11/18/2024		03:28	0-0	.000	0-0	.000	0-0	.000	1	0	1	1.0	0	0	0	0	2	2.5
Texas Wesleyan	11/21/2024		02:18	0-0	.000	0-0	.000	0-0	.000	1	0	1	1.0	0	0	1	0	0	1.7
Totals		0	20:34	2-2	1.000	1-1	1.000	0-0	.000	3	0	3	1.0	0	1	1	0	15	1.7

Player Averages

Games Played	Minutes/ game	Points/ game	FG Pct	3FG Pct	FT Pct	Rebounds/ game	Assists/ game	Turnovers/ game	Assist/Turnover ratio	Steals/ game	Blocks/ game
3	6.9	1.7	100.0	100.0	0.0	1.0	0.3	0.3	1.0	0.3	0.0

ALEX COTTON'S CAREER STATS

SEASON	TEAM	GP-GS	MIN/AVG	Field Goals		3-Point		F-Throws		Rebounds				Scoring						
				FG	FGA	FG%	3FG	3FGA	3FG%	FT	FTA	FT%	OFF	DEF	TOT	AVG	PF	FO	A	TO
2023-24	UNT	8-0	27/3.4	3-9	.333	2-7	.286	2-2	1.000	2	2	4	0.5	4-0	0	2	1	1	10	1.3
2024-25	UNT	3-0	21/6.9	2-2	1.000	1-1	1.000	0-0	.000	3	0	3	1.0	0-0	1	1	0	1	5	1.7
TOTAL		11-0	48/4.4	5-11	.455	3-8	.375	2-2	1.000	5	2	7	0.6	4-0	1	3	1	2	15	1.4

5



RONDEL WALKER

6-5 • 185

Sr. • G

MIDWEST CITY, OK

(PUTNAM CITY WEST HS)

2023-24: Played in 21 games and made seven starts...Missed the first 10 games of the year waiting to be cleared by the NCAA and missed three games between March 3-9 for medical reason...One of the best on-ball defenders in the league and made an immediate impact once made eligible...Averaged 3.8 points per game and 4.4 rebounds per game...Averaged 1.4 assists per game and 1.3 steals per game...Shot 42 percent from the floor and averaged over 25 minutes per game...Scored a season-high 10 points, had nine rebounds and have five assists in a win over Memphis on Feb. 15... Had a career-high 11 rebounds and eight points on Jan. 31 versus UAB...Had 10 rebounds on Feb. 3 versus South Florida... Made a season-high two 3-pointers twice...Had four assists on Jan. 6 in a win over Tulane...Started seven straight games between Jan. 28 and Feb. 18...Had a season-high three steals in the AAC Tournament second round win over Tulane...Played a season-high 40 minutes on Jan. 31 versus UAB...Had seven or more rebounds five times

2022-23 (TCU): Played in 30 games and made five starts for the Horned Frogs...Averaged 1.9 points and 1.6 rebounds per game... Had a season-high nine points, five rebounds and three assists against ULM on Nov. 17

2021-22 (OKLAHOMA STATE): Played in all 30 games and made eight starts...Averaged 4.8 points, 2.6 rebounds, 1.6 steals and 1.1 assists per game...Averaged 22.3 minutes per game...Started the season opener versus UT-Arlington

2020-21 (OKLAHOMA STATE): Played in 27 games and made seven starts...Averaged 7.8 points, 2.9 rebounds, 1.2 steals and 1.1 assists per game...Scored in double figures 12 times...Shot 33.0 percent from 3-point on the season, which ranked second among all Cowboys with at least 10 makes, and his 32 3-pointers were third on the team

High School: Graduated from Putnam City West High School in 2020...Played for Texas Titans AAU with 2021 NBA Draft First Overall pick Cade Cunningham...Held offers from Oklahoma State, Arkansas, Texas, Kansas State, Virginia Tech among others...Unanimous four-star prospect...ESPN ranked Walker as the No. 55 prospect in the nation...Earned the 2020 Jim Thorpe High School Player of the Year award from the Oklahoma Sports Hall of Fame...Named The Oklahoman's 2020 Big All-City Player of the Year

CAREER HIGHS

Points	20, at Iowa State (1/25/21)
Rebounds	11, UAB (1/31/24)
Field Goals	7 (2x)
Field Goals Att.	16, at Kansas State (2/2/22)
3-Pt. Field Goals	4 (2x)
3-Pt. Field Goals Att.	11, at Kansas State (2/2/22)
Free Throws	8, at Marquette (12/1/20)
Free Throws Att.	9, at Marquette (12/1/20)
Assists	5, Memphis (2/15/24)
Blocks	2 (6x)
Steals	6, at Texas (1/22/22)
Minutes	40 (2x)

WALKER MISCELLANEOUS STATS

	20-21	21-22	22-23	23-24	24-25	Career
Games with 10+ Pts	12	6	0	1	3	22
Games with 20+ Pts	1	0	0	0	0	1
Games 5+ 3s	0	0	0	0	0	0
Games with 5+ Reb	6	6	2	8	12	34
Games with 10+ Reb	1	0	0	2	1	4
Games with 5+ Ast	0	0	0	1	0	1
Games with 10+ Ast	0	0	0	0	0	0
Games with 5+ Blk	0	0	0	0	0	0
Games with 5+ Stl	0	1	0	0	0	1
Double-Doubles	0	0	0	0	0	0

2024-25 WALKER'S GAME-BY-GAME

#5 WALKER, Rondel

Opponent	Date	GS	MIN	FG-FGA	PCT	3FG-3FGA	PCT	FT-FTA	PCT	OFF DEF TOT	AVG	PF	A	TO	BLK	STL	PTS	AVG			
Evansville	11/05/2024	*	26:29	1-4	.250	1-4	.250	0-0	.000	2	4	6	6	0	0	0	2	3	3.0		
Wayland Baptist	11/07/2024	*	17:55	2-4	.500	0-0	.000	0-1	.000	3	7	10	8	0	2	1	0	4	3.5		
at Minnesota	11/13/2024	*	30:57	5-8	.625	2-5	.400	2-2	1.000	1	3	4	6	2	1	0	0	3	14	7.0	
at McNeese	11/18/2024	*	28:29	2-6	.333	1-3	.333	0-0	.000	1	3	4	6	2	0	3	0	1	5	6.5	
Texas Wesleyan	11/21/2024	*	23:59	2-3	.667	2-3	.667	0-0	.000	1	3	4	5	6	1	0	1	0	6	6.4	
Oregon St.	11/25/2024	*	28:40	1-5	.200	1-3	.333	0-0	.000	3	4	7	5	2	1	1	1	1	3	5.8	
vs UNI	11/28/2024	*	32:36	2-3	.667	2-2	1.000	1-2	.500	0	5	5	7	3	0	0	0	1	7	6.0	
vs Utah St.	11/29/2024	*	29:28	1-7	.143	0-4	.000	1-2	.500	1	5	6	5	8	1	2	0	2	3	5.6	
at High Point	12/06/2024	*	29:08	2-3	.667	0-1	.000	0-0	.000	1	1	2	5	3	5	0	0	0	4	5.4	
Mississippi Val.	12/18/2024	*	14:07	1-3	.333	0-1	.000	0-2	.000	1	2	3	5	1	1	0	0	0	2	5.1	
App State	12/20/2024	*	24:20	3-5	.600	1-3	.333	1-1	1.000	3	4	7	5	3	1	1	1	0	1	8	5.4
Houston Christian	12/22/2024	*	27:03	3-4	.750	0-1	.000	1-1	1.000	1	4	5	5	3	1	1	1	1	1	7	5.5
UAB	12/31/2024	*	21:20	0-1	.000	0-1	.000	0-0	.000	1	4	5	5	3	1	0	0	0	0	5.1	
at Memphis	01/05/2025	*	31:18	3-7	.429	2-3	.667	2-2	1.000	1	5	6	5	3	1	1	1	4	10	5.4	
Rice	01/08/2025	*	19:14	0-2	.000	0-2	.000	0-0	.000	0	3	3	5	1	3	2	0	0	1	0	5.1
at East Carolina	01/14/2025	*	24:10	0-3	.000	0-2	.000	1-2	.500	5	1	6	5	2	1	2	2	0	1	1	4.8
Temple	01/22/2025	*	20:51	0-0	.000	0-0	.000	1-2	.500	0	1	1	4	9	1	0	0	2	0	1	4.6
Fla. Atlantic	01/26/2025	*	18:00	1-1	1.000	0-0	.000	0-0	.000	1	2	3	4	8	0	0	0	0	1	2	4.4
at Wichita St.	01/29/2025	*	20:06	1-3	.333	0-1	.000	0-0	.000	0	0	0	4	6	0	3	1	0	2	2	4.3
UTSA	02/01/2025	*	20:12	1-3	.333	1-2	.500	0-0	.000	1	3	4	4	6	3	0	0	0	1	3	4.3
at UAB	02/03/2025	*	16:09	0-1	.000	0-1	.000	0-0	.000	0	0	0	4	3	1	0	2	0	0	0	4.0
Tulane	02/08/2025	*	16:15	1-2	.500	1-2	.500	0-0	.000	2	1	3	4	3	0	0	0	0	0	3	4.0
at Rice	02/11/2025	*	14:01	2-4	.500	1-3	.333	0-1	.000	0	1	1	4	1	1	1	0	0	0	5	4.0
Tulsa	02/19/2025	*	29:44	0-2	.000	0-2	.000	0-0	.000	2	3	5	4	2	1	1	0	1	3	0	3.9
at South Fla.	02/23/2025	*	31:20	3-6	.500	2-3	.667	0-0	.000	0	5	5	4	2	1	3	0	0	1	8	4.0
at Fla. Atlantic	02/27/2025	*	26:27	4-6	.667	2-3	.667	0-0	.000	0	2	2	4	1	3	2	2	0	0	10	4.3
Wichita St.	03/03/2025	*	25:27	0-2	.000	0-2	.000	0-0	.000	1	3	4	4	1	2	2	1	2	1	0	4.1
Charlotte	03/06/2025	*	26:08	1-2	.500	1-2	.500	0-0	.000	0	1	1	4	0	3	1	0	2	1	3	4.1
at Temple	03/09/2025	*	19:45	0-1	.000	0-0	.000	0-0	.000	1	1	2	3	9	4	0	0	0	0	0	3.9
vs Tulsa	03/14/2025	*	16:00	0-2	.000	0-0	.000	1-2	.500	1	2	3	3	9	2	0	1	1	1	1	3.8
vs UAB	03/15/2025	*	11:55	0-0	.000	0-0	.000	0-0	.000	0	1	1	3	8	0	0	0	0	0	0	3.7
Furman	03/19/2025	*	24:03	1-1	1.000	0-0	.000	0-0	.000	1	0	1	3	7	2	2	1	0	1	2	3.7
Arkansas St.	03/23/2025	*	15:19	0-0	.000	0-0	.000	0-0	.000	2	2	4	3	7	1	1	0	0	0	0	3.5
at Oklahoma St.	03/25/2025	*	23:24	3-6	.500	2-3	.667	1-1	1.000	1	3	4	3	7	1	0	1	1	1	9	3.7
Totals			34	784:19	46-110	.418	22-62	.355	12-21	.571	38	89	127	3.7	58	31	20	14	33	126	3.7

Player Averages

Games Played	Minutes/game	Points/game	FG Pct	3FG Pct	FT Pct	Rebounds/game	Assists/game	Turnovers/game	Assist/Turnover ratio	Steals/game	Blocks/game
34	23.1	3.7	41.8	35.5	57.1	3.7	0.9	0.6	1.6	1.0	0.4

RONDEL WALKER'S CAREER STATS

SEASON	TEAM	GP-GS	MIN/AVG	Field Goals		3-Point		F-Throws		Rebounds				Scoring						
				FG-FGA	FG%	3FG-3FGA	3FG%	FT-FTA	FT%	OFF	DEF	TOT	AVG	PF-FO	A	TO	BLK	STL	PTS	AVG
2020-21	OSU	29-7	738/25.4	74-175	.423	32-97	.330	46-70	.657	20	65	85	2.9	42-0	28	38	8	35	226	7.8
2021-22	OSU	30-8	671/22.4	50-139	.360	23-82	.280	23-28	.821	11	66	77	2.6	38-1	33	31	4	48	146	4.9
2022-23	TCU	30-5	372/12.4	20-73	.274	11-46	.239	5-9	.556	7	40	47	1.6	27-0	20	12	10	11	56	1.9
2023-24	UNT	21-7	529/25.2	29-69	.420	9-30	.300	13-20	.650	22	71	93	4.4	42-0	29	19	6	27	80	3.8
2024-25	UNT	34-34	784/23.1	46-110	.418	22-62	.355	12-21	.571	38	89	127	3.7	58-1	31	20	14	33	126	3.7
TOTAL FOR UNT		55-41	1314/23.9	75-179	.419	31-92	.337	25-41	.610	60	160	220	4.0	100-1	60	39	20	60	206	3.7
TOTAL		144-61	3094/21.5	219-566	.387	97-317	.306	99-148	.669	98	331	429	3.0	207-2	141	120	42	154	634	4.4

6



BRENEN LORIENT

6-9 • 215

Jr. • F

OCALA, FL
(FOREST HS)

2023-24 (FLORIDA ATLANTIC): Played in 31 games...Averaged 2.2 points and 1.3 rebounds per game...Scored a season-high 13 points on 6-of-7 shooting versus Eastern Michigan on Nov. 14...Had a season-high five rebounds twice...Played a season-high 17 minutes versus FIU on Dec. 13...Had six points on 3-of-3 shooting in 10 minutes of action versus Illinois on Dec. 5...Scored two points in 10 minutes versus Northwestern in the first round of the 2024 NCAA Tournament...Had a season-high three blocks versus Temple in the American Athletic Conference Tournament semifinals to go along with five points on three shots...Had a season-high two assists three times...Made three 3-pointers on the year

2022-23 (FLORIDA ATLANTIC): Played in 21 games...Helped FAU reach the 2024 Final Four...Scored 16 points and had 10 rebounds on the year...Played a season-high 11 minutes versus Detroit Mercy on Nov. 19 and scored a season-high six points on 3-of-3 shooting and grabbed a season-high four rebounds in the win...Shot 53.8 percent from the floor on the year...Scored four points versus Western Kentucky on Jan. 28 in just three minutes of action...Scored four points in seven minutes versus St. Thomas (FL) on Dec. 14...Had five blocks on the year...Had a season-high two assists in his collegiate debut on Nov. 7 versus Lynn

High School: Graduated from perennial prep powerhouse Calvary Christian Academy in Fort Lauderdale, Florida, in 2022...Was a three-star prospect coming out of CCA...Was rated as the nation's No. 130 overall prospect, the nation's No. 25 power forward prospect and the No. 22 ranked prospect from Florida...Lorient helped lead CCA to the 2022 Florida High School Athletic Association 4A state championship, a No. 3 end of season national ranking and a 26-2 overall record...Calvary Christian also won the NFHS State Champions Invitational title, which takes the state champs from Arizona, Florida, Georgia, Hawaii, Nevada, Utah, Washington and D.C. for a national tournament at the end of the year...CCA defeated the 3A Washington state champion No. 23 Auburn HS (Wash.) 71-44 in the NFHS title game...Calvary Christian won by an average margin of 24 points in Lorient's senior season...During his senior season Lorient played alongside four other players who would earn DI scholarships: Greg Glenn (Tulane), Marvel Allen (Dayton), Carl Cherenfant (Memphis) and Taylor Hendricks who after one season at UCF would be the No. 9 overall pick by the Utah Jazz in the 2023 NBA Draft

Noteworthy: The first number 6 in program history

CAREER HIGHS

Points _____ 20 (2x), last vs Temple (1/22/25)
 Rebounds _____ 13, vs Temple (1/22/25)
 Field Goals _____ 8, vs Temple (1/22/25)
 Field Goals Att. _____ 15, vs UAB (3/15/25)
 3-Pt. Field Goals _____ 2, vs Rice (1/8/25)
 3-Pt. Field Goals Att. _____ 2 (5x) last at South Florida (2/23/25)
 Free Throws _____ 7(2x), last vs Rice (1/8/25)
 Free Throws Att. _____ 8 (4x), last at UTSA (1/18/25)
 Assists _____ 5, at Florida Atlantic (2/27/25)
 Blocks _____ 5, vs Temple (1/22/25)
 Steals _____ 3(2x), last vs Tulsa (3/14/25)
 Minutes _____ 31 (2x)

LORIENT MISCELLANEOUS STATS

	2022-23	2023-24	2024-25	Career
Games with 10+ Pts	0	1	21	22
Games with 20+ Pts	0	0	2	2
Games 5+ 3s	0	0	0	0
Games with 5+ Reb	0	2	14	16
Games with 10+ Reb	0	0	2	2
Games with 5+ Ast	0	0	1	1
Games with 10+ Ast	0	0	0	0
Games with 5+ Blk	0	0	1	1
Games with 5+ Stl	0	0	0	0
Double-Doubles	0	0	2	2

2024-25 LORIENT'S GAME-BY-GAME

#6 LORIENT, Brenen

Opponent	Date	GS	MIN	Total FG-FGA	PCT	3FG-3FGA	PCT	Free throws FT-FTA	PCT	Rebounds DEF TOT AVG	PF	A	TO	BLK	STL	PTS	AVG				
Evansville	11/05/2024	15:24	2-6	.333	0-0	.000	0-0	.000	1	2	3	3	0	2	0	0	4	4.0			
Wayland Baptist	11/07/2024	17:37	3-3	1.000	0-0	.000	1-2	.500	1	6	7	5.0	0	0	2	0	7	5.5			
at Minnesota	11/13/2024	22:22	4-7	.571	0-0	.000	1-3	.333	1	3	4	4.7	4	0	1	0	9	6.7			
at McNeese	11/18/2024	22:10	3-7	.429	0-0	.000	6-6	1.000	0	3	3	4.3	3	2	1	0	12	8.0			
Texas Wesleyan	11/21/2024	24:43	5-7	.714	0-1	.000	1-1	1.000	1	2	3	4.0	1	2	2	0	11	8.6			
Oregon St.	11/25/2024	25:16	5-6	.833	0-0	.000	4-5	.800	0	2	2	3.7	3	1	3	1	2	14	9.5		
vs UNI	11/28/2024	17:42	2-5	.400	0-0	.000	0-0	.000	1	3	4	3.7	1	0	2	0	1	4	8.7		
vs Utah St.	11/29/2024	20:40	4-5	.800	0-0	.000	0-2	.000	2	2	4	3.8	1	0	1	3	0	8	8.6		
at High Point	12/06/2024	29:36	7-11	.636	1-1	1.000	5-7	.714	1	4	5	3.9	1	1	4	2	2	20	9.9		
Mississippi Val.	12/18/2024	21:56	6-7	.857	0-0	.000	4-4	1.000	2	0	2	3.7	1	2	2	1	16	10.5			
App State	12/20/2024	28:36	6-7	.857	1-1	1.000	4-7	.571	2	3	5	3.8	1	1	1	3	17	11.1			
Houston Christian	12/22/2024	28:20	3-9	.333	0-1	.000	1-2	.500	0	4	4	3.8	2	1	1	0	7	10.8			
UAB	12/31/2024	27:30	2-7	.286	0-0	.000	5-6	.833	2	1	3	3.8	3	0	1	1	2	9	10.6		
at Memphis	01/05/2025	20:39	5-8	.625	1-1	1.000	7-8	.875	1	2	3	3.7	4	1	3	1	18	11.1			
Rice	01/08/2025	28:06	5-8	.625	2-2	1.000	7-8	.875	2	3	5	3.8	2	3	0	2	0	19	11.7		
at East Carolina	01/14/2025	29:40	6-8	.750	0-0	.000	6-8	.750	0	3	3	3.8	1	1	1	0	18	12.1			
at UTSA	01/18/2025	23:51	3-5	.600	1-1	1.000	6-8	.750	1	6	7	3.9	3	1	3	3	13	12.1			
Temple	01/22/2025	29:28	8-14	.571	1-2	.500	3-6	.500	3	10	13	4.4	0	0	2	5	20	12.6			
Fla. Atlantic	01/26/2025	20:27	7-11	.636	0-0	.000	3-4	.750	1	1	2	4.3	3	3	0	1	17	12.8			
at Wichita St.	01/29/2025	27:45	3-10	.300	0-1	.000	2-2	1.000	3	3	6	4.4	3	2	2	2	0	8	12.6		
UTSA	02/09/2025	31:10	4-7	.571	0-0	.000	3-4	.750	2	5	7	4.5	2	1	4	2	0	11	12.5		
at UAB	02/03/2025	19:21	5-7	.714	0-0	.000	2-2	1.000	1	4	5	4.5	4	1	0	1	0	12	12.5		
Tulane	02/08/2025	30:58	5-10	.500	0-0	.000	5-6	.833	2	6	8	4.7	2	3	1	2	0	15	12.6		
at Rice	02/13/2025	23:48	5-8	.625	1-1	1.000	0-0	.000	0	2	2	4.6	5	1	0	0	11	12.5			
Tulsa	02/19/2025	24:21	0-3	.000	0-2	.000	2-4	.500	2	4	6	4.6	3	3	1	0	2	12	12.1		
at South Fla.	02/23/2025	28:53	3-9	.333	0-2	.000	3-4	.750	3	5	8	4.8	2	3	3	1	0	9	12.0		
at Fla. Atlantic	02/27/2025	27:09	6-6	1.000	2-2	1.000	2-2	1.000	3	5	8	4.9	3	5	2	1	3	16	12.1		
Wichita St.	03/03/2025	18:55	6-10	.600	0-1	.000	3-3	1.000	1	2	3	4.8	2	1	1	1	0	15	12.2		
Charlotte	03/06/2025	26:39	4-7	.571	1-1	1.000	3-5	.600	0	4	4	4.8	2	1	1	2	1	12	12.2		
at Temple	03/09/2025	22:59	7-9	.778	0-0	.000	1-1	1.000	0	3	3	4.7	5	0	1	0	1	15	12.3		
vs Tulsa	03/14/2025	29:29	4-7	.571	0-2	.000	2-4	.500	2	3	5	4.7	0	3	2	1	3	10	12.2		
vs UAB	03/15/2025	30:34	6-15	.400	0-1	.000	0-0	.000	7	4	11	4.9	2	2	1	0	2	12	12.2		
Furman	03/19/2025	26:46	4-5	.800	0-0	.000	0-0	.000	2	2	4	4.9	0	3	0	2	8	12.1			
Arkansas St.	03/23/2025	24:57	2-5	.400	0-0	.000	3-4	.750	3	5	8	5.0	1	0	2	2	0	7	11.9		
at Oklahoma St.	03/25/2025	23:09	3-6	.500	0-0	.000	2-6	.333	1	1	2	4.9	4	2	4	0	1	8	11.8		
Totals			0	870:56	153-265	.577	11-23	.478	97-134	.724	54	118	172	4.9	77	47	60	39	30	414	11.8

Player Averages

Games Played	Minutes/game	Points/game	FG Pct	3FG Pct	FT Pct	Rebounds/game	Assists/game	Turnovers/game	Assist/Turnover ratio	Steals/game	Blocks/game
35	24.9	11.8	57.7	47.8	72.4	4.9	1.3	1.7	0.8	0.9	1.1

BRENEN LORIENT CAREER STATS

SEASON	TEAM	GP-GS	MIN/AVG	Field Goals		3-Point		F-Throws		Rebounds				Scoring						
				FG-FGA	FG%	3FG-3FGA	3FG%	FT-FTA	FT%	OFF	DEF	TOT	AVG	PF-FO	A	TO	BLK	STL	PTS	AVG
2022-23	FAU	21-0	74/3.5	7-13	.538	0-0	.000	2-5	.400	6	4	10	0.5	13-0	2	5	5	3	16	0.8
2023-24	FAU	31-0	263/8.5	27-59	.458	3-13	.231	11-28	.393	17	24	41	1.3	39-0	11	11	13	9	68	2.2
2024-25	UNT	35-0	871/24.9	153-265	.577	11-23	.478	97-134	.724	54	118	172	4.9	77-2	47	60	39	30	414	11.8
TOTAL FOR UNT		35-0	871/24.9	153-265	.577	11-23	.478	97-134	.724	54	118	172	4.9	77-2	47	60	39	30	414	11.8
TOTAL		87-0	1208/13.9	187-337	.555	14-36	.389	110-167	.659	77	146	223	2.6	129-2	60	76	57	42	498	5.7

7

**BARON SMITH JR.**

6-9 • 220

FR. • F

HALTOM CITY, TX

Honors

- Led all Texas 6A prep players in 2023 and 2024 in rebounds
- Haltom City High School's all-time leader in career rebounds (855)
- Set the Haltom City High School single season rebound record (353)
- Set the Haltom City High School single game rebound record (26)

High School: Graduated from Haltom City High School in 2024 where he was a three-year letterwinner...Was a consensus three-star prospect and chose UNT over East Carolina, Utah State, San Jose State and Cal Poly... Haltom City High School's all-time leader in career rebounds (855), single season rebounds (353) and single-game rebounds (26)...Led all of Texas 6A prep basketball in rebounds per game as a senior and as a junior... Was voted first team all-district as a senior...Averaged 13 points and 11 rebounds per game as a senior and 10 points and 9.4 rebounds per game over his three-year prep career

BARON SMITH JR.'S CAREER STATS

8



GRANT NEWELL

6-9 • 220

Jr. • F

CHICAGO, IL

2023-24 (CALIFORNIA): Played in all 32 games and made 11 starts...Averaged 5.5 points and 3.5 rebounds per game...Shot 41.3 percent from the floor and made 21 3-pointers and shot 30.4 percent from deep...Scored in double figures seven times and scored a season-high 13 points versus Ole Miss on Dec. 16...Had a double-double in a 73-71 win against rival Stanford with 11 points and 10 rebounds on Jan. 26...Scored in double figures in consecutive games against Arizona on Dec. 29 and Arizona State Dec. 31... Had seven or more rebounds five times...Averaged 21.2 minutes per game and played a season-high 35 minutes versus San Diego State on Nov. 25...Made a season-high two 3-pointers six times... Had 19 steals on the year with a season-high two steals twice... Was fourth on the team in total rebounds (113) and sixth on the team in total points (177)...One of four Golden Bears to play in every game this season

2022-23 (CALIFORNIA): Played in 31 games and made 28 starts... Averaged 8.0 points and 3.9 rebounds per game...Earned Pac-12 All-Freshman Team Honorable Mention...Received an all-freshman team vote from three Pac-12 head coaches...Missed one game due to illness...Posted two double-doubles on the year becoming the first Cal freshman since Jaylen Brown in 2015-16 with multiple double-doubles in a single season...Named the Pac-12 Freshman of the Week on Dec. 25 after having nine points and three assists in a win over UT Arlington on Dec. 21...Scored in double figures seven times and scored a season-high 21 points at Washington on Jan. 14...Scored 17 points versus Butler on Dec. 10...Scored 14 points off the bench versus Arizona State...Had a 21-point and 10-rebound double-double at Washington On Jan. 14 and had a 13-point and 12-rebound double-double versus Colorado on Dec. 31...Averaged 26.7 minutes per game...Finished third on the team in total points (249) and total rebounds (120)...Ranked second on the team in total steals (29)

High School: Graduated from the prestigious IMG Academy in Bradenton, Florida, in 2022...Was a three-star prospect by ESPN and Rivals...Was the No. 8 rated prospect from Illinois from his class...Attended Whitney Young High School in his hometown of Chicago from 2018-21...Was named All-City Special Mention while at Whitney Young High School...Also held offers to DePaul, South Florida, Nevada, St. Bonaventure, East Carolina, Kent State and Youngstown State

Noteworthy: The first number 8 in program history

CAREER HIGHS

Points _____ 21, at Washington (1/14/23)
 Rebounds _____ 12, Colorado (12/31/22)
 Field Goals _____ 10, at Washington (1/14/23)
 Field Goals Att. _____ 18, at Washington (1/14/23)
 3-Pt. Field Goals _____ 2 (8x), last vs Rice (1/8/25)
 3-Pt. Field Goals Att. _____ 7, vs. San Diego State (11/25/23)
 Free Throws _____ 7, Tulane (2/8/25)
 Free Throws Att. _____ 8, Tulane (2/8/25)
 Assists _____ 3, UT Arlington (12/21/22)
 Blocks _____ 2 (2x), last vs Arkansas State (3/23/25)
 Steals _____ 4, Washington (2/23/23)
 Minutes _____ 36, at Oregon State (3/4/23)

NEWELL MISCELLANEOUS STATS

	2022-23	2023-24	2024-25	Career
Games with 10+ Pts	7	7	6	20
Games with 20+ Pts	1	0	0	1
Games 5+ 3s	0	0	0	0
Games with 5+ Reb	9	8	11	28
Games with 10+ Reb	2	1	0	3
Games with 5+ Ast	0	0	0	0
Games with 10+ Ast	0	0	0	0
Games with 5+ Blk	0	0	0	0
Games with 5+ Stl	0	0	0	0
Double-Doubles	2	1	0	3

2024-25 NEWELL'S GAME-BY-GAME

#8 NEWELL, Grant

Opponent	Date	GS	MIN	Total			3-Pointers			Free throws			Rebounds			PF	A	TO	BLK	STL	PTS	AVG		
				FG	FGA	PCT	3FG	3FGA	PCT	FT	FTA	PCT	OFF	DEF	TOT								AVG	
Evansville	11/05/2024	*	18:13	1	2	.500	0	0	0.0	0	0	0	0	3	3	0	2	1	0	0	3	3.0		
Wayland Baptist	11/07/2024	*	14:28	1	5	.200	0	2	.000	2	4	500	3	0	3	0	0	1	0	1	4	3.5		
at Minnesota	11/13/2024	*	13:56	1	4	.250	0	1	.000	0	2	.000	2	3	5	7	2	0	0	0	1	2	3.0	
at McNeese	11/18/2024	*	21:43	2	2	1.000	0	0	.000	3	4	.750	3	2	5	4	0	3	0	1	0	7	4.0	
Texas Wesleyan	11/21/2024	*	19:38	4	4	1.000	0	0	.000	2	4	.500	1	2	3	3	2	0	1	0	2	10	5.2	
Oregon St.	11/25/2024	*	22:41	1	5	.200	1	3	.333	0	0	.000	1	1	2	3	1	0	0	0	2	3	4.8	
vs UNI	11/28/2024	*	26:20	3	6	.500	2	3	.667	0	0	.000	1	6	7	4	0	2	1	2	1	3	8	5.3
vs Utah St.	11/29/2024	*	26:39	5	7	.714	2	3	.667	0	0	.000	3	1	4	4	0	3	0	1	0	12	6.1	
at High Point	12/06/2024	*	21:51	0	1	.000	0	1	.000	0	0	.000	0	2	2	3	5	1	1	0	1	0	5.4	
Mississippi Val.	12/18/2024	*	23:47	2	6	.333	2	4	.500	2	2	1.000	1	1	2	3	2	0	0	0	0	8	5.7	
App State	12/20/2024	*	20:09	1	4	.250	1	4	.250	0	0	.000	0	0	0	3	1	1	1	0	0	2	3	5.5
Houston Christian	12/22/2024	*	12:29	2	3	.667	0	0	.000	0	0	.000	4	1	5	3	1	1	1	0	0	4	5.3	
UAB	12/31/2024	*	20:46	0	3	.000	0	2	.000	2	2	1.000	1	0	1	3	2	1	0	0	0	2	5.1	
at Memphis	01/05/2025	*	17:34	1	1	1.000	0	0	.000	2	4	.500	1	1	2	3	1	1	0	0	0	4	5.0	
Rice	01/08/2025	*	19:07	3	4	.750	2	3	.667	2	2	1.000	1	2	3	3	0	0	0	0	1	10	5.3	
at East Carolina	01/14/2025	*	17:49	3	5	.600	1	2	.500	1	2	.500	0	4	4	3	1	1	0	0	0	8	5.5	
at UTSA	01/18/2025	*	19:03	1	4	.250	1	2	.500	2	2	1.000	0	2	2	3	1	0	3	1	0	5	5.5	
Temple	01/22/2025	*	18:16	2	6	.333	0	4	.000	0	0	.000	0	1	1	3	0	0	0	0	0	4	5.4	
Fla. Atlantic	01/26/2025	*	19:33	1	3	.333	1	1	1.000	1	2	.500	3	1	4	3	0	1	0	1	0	1	4	5.3
at Wichita St.	01/29/2025	*	11:37	1	5	.200	0	2	.000	2	2	1.000	1	1	2	3	0	1	0	0	1	4	5.3	
UTSA	02/01/2025	*	19:56	6	6	1.000	0	0	.000	2	3	.667	3	1	4	3	0	0	0	0	0	14	5.7	
at UAB	02/03/2025	*	24:06	2	6	.333	0	0	.000	2	2	1.000	1	2	3	3	0	1	2	0	0	6	5.7	
Tulane	02/08/2025	*	29:55	2	3	.667	0	1	.000	7	8	.875	2	3	5	3	0	1	0	0	0	11	5.9	
at Rice	02/11/2025	*	30:20	3	7	.429	1	2	.500	3	3	1.000	4	2	6	3	0	0	2	0	0	10	6.1	
Tulsa	02/19/2025	*	12:37	1	3	.333	1	2	.500	4	4	1.000	1	0	1	3	2	0	2	0	0	7	6.1	
at South Fla.	02/23/2025	*	21:59	4	6	.667	0	1	.000	1	2	.500	2	3	5	3	2	3	0	1	0	9	6.2	
at Fla. Atlantic	02/27/2025	*	32:31	2	6	.333	0	3	.000	4	5	.800	1	3	4	3	1	2	0	0	0	2	8	6.3
Wichita St.	03/03/2025	*	24:36	0	3	.000	0	1	.000	4	4	1.000	2	2	4	3	0	1	0	0	0	4	6.2	
Charlotte	03/06/2025	*	27:33	1	3	.333	0	1	.000	1	2	.500	0	5	5	3	1	1	0	0	0	3	6.1	
at Temple	03/09/2025	*	28:24	2	6	.333	0	2	.000	2	3	.667	1	2	3	3	1	0	0	0	0	1	6	6.1
vs Tulsa	03/14/2025	*	25:37	3	5	.600	1	2	.500	1	2	.500	1	1	2	3	1	1	1	0	0	8	6.2	
vs UAB	03/15/2025	*	22:32	0	7	.000	0	0	.000	3	6	.500	5	4	9	3	1	0	1	1	0	3	6.1	
Furman	03/19/2025	*	24:35	1	3	.333	1	1	1.000	6	6	1.000	1	1	2	3	2	0	1	0	0	9	6.2	
Arkansas St.	03/23/2025	*	26:60	3	8	.375	1	2	.500	2	2	1.000	4	4	6	3	1	0	0	2	0	9	6.2	
at Oklahoma St.	03/25/2025	*	21:53	2	10	.200	0	1	.000	1	2	.500	4	3	7	3	1	0	1	0	1	5	6.2	
Totals			35	759:12	67-162	.414	19-58	.328	64-86	.744	56	70	126	3.6	60	16	25	6	17	217	6.2			

Player Averages

Games Played	Minutes/game	Points/game	FG Pct	3FG Pct	FT Pct	Rebounds/game	Assists/game	Turnovers/game	Assist/Turnover ratio	Steals/game	Blocks/game
35	21.7	6.2	41.4	32.8	74.4	3.6	0.5	0.7	0.6	0.5	0.2

GRANT NEWELL'S CAREER STATS

SEASON	TEAM	GP-GS	MIN/AVG	Field Goals		3-Point		F-Throws		Rebounds				Scoring						
				FG-FGA	FG%	3FG-3FGA	3FG%	FT-FTA	FT%	OFF	DEF	TOT	AVG	PF-FO	A	TO	BLK	STL	PTS	AVG
2022-23	Cal	31-28	828/26.7	98-247	.397	18-67	.269	35-55	.636	20	100	120	3.9	60-1	22	34	6	29	249	8.0
2023-24	Cal	32-11	681/21.3	66-160	.413	21-69	.304	24-42	.571	33	80	113	3.5	64-2	12	32	3	19	177	5.5
2024-25	UNT	35-35	759/21.7	67-162	.414	19-58	.328	64-86	.744	56	70	126	3.6	60-1	16	25	6	17	217	6.2
TOTAL FOR UNT		35-35	759/21.7	67-162	.414	19-58	.328	64-86	.744	56	70	126	3.6	60-1	16	25	6	17	217	6.2
TOTAL		98-74	2268/23.1	231-569	.406	58-194	.299	123-183	.672	109	250	359	3.7	184-4	50	91	15	65	643	6.6

10



ATIN WRIGHT
6-1 • 185
Sr. • G
HAWTHORNE, CA
(FAIRMONT PREP)

2023-24 (DRAKE): Played in 32 games and made 32 starts... Averaged 14.1 points, 2.4 rebounds and 1.9 assists per game... Was named to the 2024 Missouri Valley Conference All-Tournament team after helping lead Drake to the 2024 MVC Tournament title and averaging 16.3 points in the tournament and knocking down nine 3-pointers over the three games... Poured in 17 points in the MVC Tournament title winning game over Indiana State on March 10... Scored a game-high 20 points in Drake's NCAA Tournament First Round game versus Washington State... Was Drake's second-leading scorer and 3-point shooter... Made 65 3-pointers and shot 40.6 percent from deep... Scored in double figures in 26 games and scored 20 or more points nine times... Scored a season-high 26 points in a three-point win at Evansville on Feb. 13... Made a game-winning half court shot on Feb. 13 at Evansville... Scored 20 points at UAB on Dec. 22 on just 11 shot attempts... Played six games against opponents who reached the 2024 NCAA Tournament and in those six games he averaged 15.1 points per game, including three 20-point performances

2022-23 (CSU NORTHBRIDGE): Played in 31 games and made 30 starts for CSUN... Averaged 16.7 points, 3.2 rebounds, 1.7 assists and 1.4 steals per game... Voted All-Big West Conference Honorable Mention... Set the school's Division I record for points in a single game with 42 points on 14-of-25 shooting and 7-of-11 3-point shooting at UC Davis on Feb. 15

2021-22 (CSU NORTHBRIDGE): Played in 29 games and made 28 starts... Averaged 14.5 points, 2.2 rebounds, 1.6 assists and 1.1 steals per game... Voted All-Big West Conference Honorable Mention... Was CSUN's leading scorer (14.5 ppg), leading 3-point shooter (53), made the most free throws (95) and had the highest free throw percentage (83.3 percent)... Averaged a team-high 33.9 minutes per game

2020-21 (CSU NORTHBRIDGE): Played in 21 games and made four starts... Averaged 4.7 points per game and shot 92.9 percent at the free throw line... Scored in double figures four times and scored a season-high 22 points on Jan. 17 at Cal State Fullerton

High School: Graduated from Fairmont Prep in Anaheim, California, in 2020... Averaged 22.7 points with 4.5 rebounds, 2.8 assists and 2.1 steals in his senior season ... Won a league title as a senior and helped his team advance to the quarterfinals of the CIF-Southern Section Division 2AA playoffs ... His junior year he averaged over 25 points per game, leading the Orange County area in scoring ... Guided Fairmont Prep to a 27-8 record in 2018-19 and a San Joaquin League title

CAREER HIGHS

Points _____ 42 (2x), last vs Charlotte (3/6/25)
Rebounds _____ 10, CSU Bakersfield (2/23/23)
Field Goals _____ 14, at UC Davis (2/15/23)
Field Goals Att. _____ 25, at UC Davis (2/15/23)
3-Pt. Field Goals _____ 8, vs Charlotte (3/6/25)
3-Pt. Field Goals Att. _____ 14, vs. Utah State (11/29/24)
Free Throws _____ 13, CSU Bakersfield (2/23/23)
Free Throws Att. _____ 14, UC Riverside (2/20/23)
Assists _____ 6 (2x)
Blocks _____ 1 (4x)
Steals _____ 5, at UC Santa Barbara (3/1/22)
Minutes _____ 47, at Cal Poly (2/10/22)

WRIGHT MISCELLANEOUS STATS

	20-21	21-22	22-23	23-24	24-25	Career
Games with 10+ Pts	4	24	25	27	27	107
Games with 20+ Pts	1	5	10	9	8	33
Games 5+ 3s	0	2	2	2	5	11
Games with 5+ Reb	0	3	5	2	3	13
Games with 10+ Reb	0	0	1	0	0	1
Games with 5+ Ast	0	1	1	1	0	3
Games with 10+ Ast	0	0	0	0	0	0
Games with 5+ Blk	0	0	0	0	0	0
Games with 5+ Stl	0	1	0	0	0	1
Double-Doubles	0	0	1	0	0	1

2024-25 WRIGHT'S GAME-BY-GAME

#10 WRIGHT, Atin

Opponent	Date	GS	MIN	FG-FGA	PCT	3FG-3FGA	PCT	FT-FTA	PCT	REB	PF	A	BLK	STL	Pts	AVG					
Evansville	11/05/2024	*	23:16	5-10	.500	4-7	.571	2-2	1.000	1	2	3	0	0	1	16	16.0				
Wayland Baptist	11/07/2024	*	18:16	4-10	.400	3-7	.429	5-5	1.000	1	2	3	0	1	1	0	16	16.0			
at Minnesota	11/13/2024	*	24:07	1-6	.167	1-3	.333	2-2	1.000	1	2	3	0	3	1	2	0	1	5	12.3	
at McNeese	11/18/2024	*	31:47	3-13	.231	2-8	.250	2-2	1.000	0	2	2	2	1	0	1	0	2	10	11.8	
Texas Wesleyan	11/21/2024	*	29:57	5-11	.455	3-6	.500	6-6	1.000	0	0	2	2	1	0	1	0	0	19	13.2	
Oregon St.	11/25/2024	*	27:02	1-7	.143	1-5	.200	2-2	1.000	0	3	2	3	1	1	0	0	2	5	11.8	
vs UNI	11/28/2024	*	29:04	7-15	.467	3-8	.375	1-2	.500	0	2	2	3	0	3	1	0	2	18	12.7	
vs Utah St.	11/29/2024	*	31:57	6-18	.333	5-14	.357	0-0	.000	1	1	2	2	4	1	1	0	2	17	13.3	
at High Point	12/06/2024	*	34:57	2-7	.286	1-1	1.000	5-6	.833	2	0	2	2	2	1	2	0	0	10	12.9	
Mississippi Val.	12/18/2024	*	22:20	5-8	.625	3-5	.600	2-2	1.000	0	0	0	2	0	1	0	0	0	15	13.1	
App State	12/20/2024	*	21:06	5-8	.625	1-4	.250	2-2	1.000	0	0	1	8	1	0	2	0	0	13	13.1	
Houston Christian	12/22/2024	*	30:49	3-9	.333	2-6	.333	1-2	.500	0	3	3	1	9	1	0	0	0	9	12.8	
UAB	12/31/2024	*	34:15	4-12	.333	3-8	.375	11-11	1.000	2	1	3	2	0	1	1	0	2	22	13.5	
at Memphis	01/05/2025	*	19:55	0-6	.000	0-5	.000	0-0	.000	0	1	1	1	9	2	0	0	0	0	12.5	
Rice	01/09/2025	*	25:15	7-12	.583	4-7	.571	3-3	1.000	0	0	1	8	0	0	0	0	1	21	13.1	
at East Carolina	01/14/2025	*	33:49	6-15	.400	6-11	.545	4-4	1.000	2	4	6	2	1	0	0	0	0	22	13.6	
at UTSA	01/18/2025	*	34:11	8-14	.571	5-8	.625	1-1	1.000	0	4	4	2	2	2	0	2	0	22	14.1	
Temple	01/22/2025	*	31:04	2-9	.222	1-2	.500	4-4	1.000	1	1	2	2	2	1	2	0	1	9	13.8	
Fla. Atlantic	01/26/2025	*	32:52	6-13	.462	4-8	.500	1-1	1.000	0	2	2	2	2	0	0	0	2	17	14.0	
at Wichita St.	01/29/2025	*	32:23	5-12	.417	2-5	.400	3-3	1.000	1	5	6	2	4	0	0	2	0	15	14.1	
UTSA	02/01/2025	*	39:60	3-12	.250	2-7	.286	2-2	1.000	2	2	2	2	3	0	1	2	0	1	10	13.9
at UAB	02/03/2025	*	34:42	2-7	.286	2-6	.333	0-0	.000	0	1	1	2	3	0	0	0	0	6	13.5	
Tulane	02/08/2025	*	27:06	4-10	.400	3-8	.375	3-3	1.000	1	2	2	3	4	1	1	0	0	14	13.5	
at Rice	02/11/2025	*	33:22	5-14	.357	5-12	.417	5-5	1.000	1	1	2	2	3	0	1	0	1	20	13.8	
Tulsa	02/19/2025	*	31:40	5-11	.455	2-6	.333	3-3	1.000	0	5	5	2	2	1	1	0	0	15	13.8	
at South Fla.	02/23/2025	*	30:41	2-6	.333	1-4	.250	4-5	.800	2	2	2	4	3	0	0	0	0	9	13.7	
at Fla. Atlantic	02/27/2025	*	30:31	5-11	.455	1-4	.250	2-2	1.000	0	1	1	2	3	1	2	0	0	13	13.6	
Wichita St.	03/03/2025	*	35:22	7-13	.538	4-7	.571	3-4	.750	1	3	4	2	4	1	1	2	0	1	21	13.9
Charlotte	03/06/2025	*	32:14	12-17	.706	8-12	.667	10-10	1.000	0	3	3	2	4	2	0	1	0	42	14.9	
at Temple	03/09/2025	*	35:07	3-12	.250	1-5	.200	11-13	.846	2	2	2	4	2	1	0	0	0	18	15.0	
vs Tulsa	03/14/2025	*	30:40	7-16	.438	3-11	.273	7-7	1.000	1	2	3	2	4	2	0	0	1	24	15.3	
vs UAB	03/15/2025	*	30:16	4-14	.286	2-10	.200	2-2	1.000	0	2	2	2	4	0	1	2	0	1	12	15.2
Furman	03/19/2025	*	29:56	7-14	.500	4-10	.400	0-0	.000	2	2	2	4	1	1	1	0	3	18	15.2	
Arkansas St.	03/23/2025	*	27:26	1-6	.167	1-3	.333	0-0	.000	0	3	3	4	3	0	0	0	0	3	14.9	
at Oklahoma St.	03/25/2025	*	34:12	4-10	.400	4-9	.444	3-3	1.000	0	1	1	2	4	1	0	1	0	15	14.9	
Totals			35	1051:39	156-388	.402	97-242	.401	112-119	.941	16	67	83	2.4	47	23	38	0	30	521	14.9

Player Averages

Games Played	Minutes/game	Points/game	FG Pct	3FG Pct	FT Pct	Rebounds/game	Assists/game	Turnovers/game	Assist/Turnover ratio	Steals/game	Blocks/game
35	30.0	14.9	40.2	40.1	94.1	2.4	0.7	1.1	0.6	0.9	0.0

ATIN WRIGHT CAREER STATS

SEASON	TEAM	GP-GS	MIN/AVG	Field Goals		3-Point		F-Throws		Rebounds				Scoring						
				FG-FGA	FG%	3FG-3FGA	3FG%	FT-FTA	FT%	OFF	DEF	TOT	AVG	PF-FO	A	TO	BLK	STL	PTS	AVG
2020-21	CSUN	21-4	289/13.7	27-81	.333	18-62	.290	26-28	.929	7	7	14	0.7	20-0	6	16	0	7	98	4.7
2021-22	CSUN	29-28	984/33.9	136-377	.361	53-174	.305	95-114	.833	22	42	64	2.2	59-0	46	53	1	33	420	14.5
2022-23	CSUN	31-30	1016/32.8	153-388	.394	62-189	.328	151-175	.863	21	77	98	3.2	64-0	54	66	1	42	519	16.7
2023-24	DRA	35-35	1081/30.9	169-369	.458	65-160	.406	90-110	.818	21	58	79	2.3	66-0	68	43	2	38	493	14.1
2024-25	UNT	35-35	1052/30.0	156-388	.402	97-242	.401	112-119	.941	16	67	83	2.4	47-0	23	38	0	30	521	14.9
TOTAL FOR UNT		35-35	1052/30.0	156-388	.402	97-242	.401	112-119	.941	16	67	83	2.4	47-0	23	38	0	30	521	14.9
TOTAL		151-132	4422/29.3	641-1603	.400	295-827	.357	474-546	.868	87	251	338	2.2	256-0	197	216	4	150	2051	13.6

11



BROCK VICE
6-10 • 240
R-FR. • C
MEMPHIS, TN

2023-24 (CREIGHTON): Developmental redshirt...Was a member of a Creighton team that reached the the 2024 NCAA Tournament Sweet 16... The Bluejays won 25 total games and tied for second in the Big East with a 14-6 league record...CU this season defeated both eventual national champion UConn and Final Four participant Alabama...Vice saw no playing time and earned a developmental redshirt...He did play 10 minutes in a 95-48 exhibition win over Wayne State where he grabbed eight rebounds

High School: Graduated from Houston High School in Memphis, Tennessee in 2023...The No. 3 ranked prep prospect from Tennessee and No. 32 ranked center in the country per 247Sports...Named one of three finalists for the 2023 Tennessee Secondary School Athletic Association Mr. Basketball award, which is given to the best player in the state...His high school head coach was former 17-year NBA guard and two-time NBA Champion Mike Miller...Vice led his Houston High School team to the 2021 3A Tennessee state championship where they defeated future NBA Draft Lottery pick Brandon Miller in the finals...Vice averaged 17.5 points, 14.0 rebounds per game as a senior...Earned 2023 All-Region and All-District honors...Held offers from Creighton, Saint Louis, Belmont, Appalachian State and Tulsa among others...Was also a standout prep football player as he led Houston High School in both receptions and touchdowns as a senior and was named all-region and all-district on the gridiron...His father, Vance, is a college football coach who is currently the offensive line coach at UNLV, Virginia Tech (2016-21), Memphis (2012-15), ULM (2009-11), Utah State (2005-08), Illinois (2000-04), Murray State (1999) and Clemson (1996-98)

CAREER HIGHS

Points	4, Wayland Baptist (11/7/24)
Rebounds	2, Wayland Baptist (11/7/24)
Field Goals	1 (2x)
Field Goals Att.	3, Mississippi Valley State (12/18/24)
3-Pt. Field Goals	N/A
3-Pt. Field Goals Att.	2, Mississippi Valley State (12/18/24)
Free Throws	2, Wayland Baptist (11/7/24)
Free Throws Att.	2, Wayland Baptist (11/7/24)
Assists	1, Wayland Baptist (11/7/24)
Blocks	N/A
Steals	N/A
Minutes	9, Wayland Baptist (11/7/24)

VICE MISCELLANEOUS STATS

	2024-25	Career
Games with 10+ Pts	0	0
Games with 20+ Pts	0	0
Games 5+ 3s	0	0
Games with 5+ Reb	0	0
Games with 10+ Reb	0	0
Games with 5+ Ast	0	0
Games with 10+ Ast	0	0
Games with 5+ Blk	0	0
Games with 5+ Stl	0	0
Double-Doubles	0	0

2024-25 VICE'S GAME-BY-GAME

#11 VICE, Brock

Opponent	Date	GS	MIN	Total		3-Pointers		Free throws		Rebounds			PF			A			PTS	AVG
				FG	FGA	PCT	3FG	3FGA	PCT	FT	FTA	PCT	OFF	DEF	TOT	AVG	TO	BLK		
Wayland Baptist	11/07/2024		08:50	1-2	.500	0-0	.000	2-2	1.000	1	1	2	2.0	2	1	0	0	0	4	4.0
Mississippi Val.	12/18/2024		05:22	1-3	.333	0-2	.000	0-0	.000	0	0	0	1.0	1	0	0	0	0	2	3.0
Rice	01/08/2025		01:56	0-1	.000	0-0	.000	0-0	.000	0	0	0	0.7	1	0	0	0	0	2.0	
Charlotte	03/06/2025		00:19	0-0	.000	0-0	.000	0-0	.000	0	0	0	0.5	0	0	0	0	0	1.5	
vs Tulsa	03/14/2025		01:06	0-0	.000	0-0	.000	0-0	.000	0	1	1	0.6	0	0	0	0	0	1.2	
Totals			0 17:33	2-6	.333	0-2	.000	2-2	1.000	1	2	3 0.6	4 1.0	1	0	0	0	6	1.2	

Player Averages

Games Played	Minutes/game	Points/game	FG Pct	3FG Pct	Rebounds/game	Assists/game	Turnovers/game	Assist/Turnover ratio	Steals/game	Blocks/game
5	3.5	1.2	33.3	0.0	100.0	0.6	0.2	0.0	1.0	0.0

BROCK VICE'S CAREER STATS

SEASON	TEAM	GP-GS	MIN/AVG	Field Goals		3-Point		F-Throws		Rebounds				Scoring								
				FG	FGA	FG%	3FG	3FGA	3FG%	FT	FTA	FT%	OFF	DEF	TOT	AVG	PF	FO	A	TO	BLK	STL
2024-25	UNT	5-0	18/3.5	2-6	.333	0-2	.000	2-2	1.000	1	2	3	0.6	4-0	1	0	0	0	0	0	6	1.2
TOTAL		5-0	18/3.5	2-6	.333	0-2	.000	2-2	1.000	1	2	3	0.6	4-0	1	0	0	0	0	0	6	1.2

13



MA'SYN HOWELL
6-1 • 180
R-FR. • G
INGLEWOOD, CA

2023-24: Did not see any playing time and earned developmental redshirt

High School: Graduated from Legacy the School of Sport Sciences in Spring, Texas in 2023 and played with former UNT teammate Aaron Scott and current UNT teammate Johnathan Massie...Led Legacy to a 2023 CIBA national championship...Played AAU basketball for Cooz Elite with future UNT teammates Rubin Jones and Aaron Scott...Averaged 16 points and eight assists per game as a senior at Legacy.

CAREER HIGHS

Points	4, Wayland Baptist (11/7/24)
Rebounds	N/A
Field Goals	2, Wayland Baptist (11/7/24)
Field Goals Att.	3, Wayland Baptist (11/7/24)
3-Pt. Field Goals	N/A
3-Pt. Field Goals Att.	N/A
Free Throws	N/A
Free Throws Att.	N/A
Assists	N/A
Blocks	2, Wayland Baptist (11/7/24)
Steals	1, Wayland Baptist (11/7/24)
Minutes	6, Wayland Baptist (11/7/24)

HOWELL MISCELLANEOUS STATS

	2024-25	Career
Games with 10+ Pts	0	0
Games with 20+ Pts	0	0
Games 5+ 3s	0	0
Games with 5+ Reb	0	0
Games with 10+ Reb	0	0
Games with 5+ Ast	0	0
Games with 10+ Ast	0	0
Games with 5+ Blk	0	0
Games with 5+ Stl	0	0
Double-Doubles	0	0

2024-25 HOWELL'S GAME-BY-GAME

#13 HOWELL, Ma'Syn

Opponent	Date	GS	MIN	Total		3-Pointers		Free throws		Rebounds			PF	A	TO	BLK	STL	PTS	AVG		
				FG	FGA	PCT	3FG	3FGA	PCT	FT	FTA	PCT								OFF	DEF
Wayland Baptist	11/07/2024		06:08	2	3	.667	0	0	.000	0	0	0	0	0	0	0	1	2	1	4	4.0
Mississippi Val.	12/18/2024		05:22	1	1	1.000	0	0	.000	0	0	0	0	0	0	1	0	0	0	2	3.0
Charlotte	03/06/2025		00:19	0	0	.000	0	0	.000	0	0	0	0	0	0	0	0	0	0	0	2.0
vs Tulsa	03/14/2025		01:06	0	0	.000	0	0	.000	0	0	0	0	0	0	0	0	0	0	0	1.5
Totals		0	12:55	3	4	.750	0	0	.000	0	0	0	0	0	0	2	2	1	6	1.5	

Player Averages

Games Played	Minutes/ game	Points/ game	FG Pct	3FG Pct	FT Pct	Rebounds/ game	Assists/ game	Turnovers/ game	Assist/Turnover ratio	Steals/ game	Blocks/ game
4	3.2	1.5	75.0	0.0	0.0	0.0	0.0	0.5	0.0	0.3	0.5

MA'SYN HOWELL CAREER STATS

SEASON	TEAM	GP-GS	MIN/AVG	Field Goals		3-Point		F-Throws		Rebounds				Scoring							
				FG	FGA	FG%	3FG	3FGA	3FG%	FT	FTA	FT%	OFF	DEF	TOT	AVG	PF	FO	A	TO	BLK
2024-25	UNT	4-0	13/3.2	3	4	.750	0	0	.000	0	0	0	0.0	0	0	0	2	2	1	6	1.5
TOTAL		4-0	13/3.2	3	4	.750	0	0	.000	0	0	0	0.0	0	0	2	2	1	6	1.5	

14



MOULAYE SISSOKO
6-9 • 245
Sr. • F
BAMAKO, MALI
(LINCOLN ACADEMY, GA.)

2023-24: Played in and started all 34 games...Was third on the team in rebounding with 156 total...Had the second-best field goal percentage on the team at 49.4 percent...Had the second-most offensive rebounds on the team with 64...Averaged 3.0 points and 4.6 rebounds per game...Had 14 steals and seven blocks on the year...Scored a season-high 10 points twice on Nov. 11 in a win over Omaha and on Dec. 2 in a win over Mississippi Valley...Grabbed a season-high 11 rebounds on Jan. 4 in a win at Wichita State...Had five offensive rebounds in a win at East Carolina on Jan. 17...Had four or more offensive rebounds in five games including in a win at LSU on March 19 in the first round of the NIT

2022-23: Played in 33 games and started four...Started the last four games of the year...Averaged 2.5 points per game and 2.4 rebounds per game...Led the team with a .712 field goal percentage (37-52)...Averaged 6.2 points and 6.8 rebounds per game in the 2023 NIT, which he started the last four of the five-game tournament...Scored a career-high 12 points and grabbed a career-high 15 rebounds at Oklahoma State in the quarterfinals of the NIT on March 21...Scored six points and had nine rebounds in the championship game of the 2023 NIT versus UAB on March 30...Played a career-high 35 minutes at Oklahoma State on March 21...Had a season-high two steals versus Wisconsin in the semifinals of the 2023 NIT on March 28...Made 12 straight shots over five games from March 2 through March 16...Had eight offensive rebounds on March 21 at Oklahoma State...Had six rebounds on March 28 versus Wisconsin in the semifinals of the 2023 NIT

2021-22 (DAYTON): Played in 30 games...Averaged 7.0 minutes per game...Scored 2.4 points per game and shot 66.7 percent from the field...Averaged 2.0 rebounds per game...Scored a career-high 12 points versus Austin Peay on Nov. 20 in 13 minutes

2020-21 (DAYTON): Played in 14 games before having season-ending knee surgery on Feb. 22...Averaged 1.4 points and 2.4 rebounds in those 14 game

High School: Averaged 9.5 points and 7.5 rebounds for a talented and deep Lincoln Academy team...Lincoln Academy was 22-5 in 2018-19...Came to the United States from the Republic of Mali at the age of 16...Played at Central Park Christian in Birmingham, Ala., before transferring to Lincoln Academy...Has represented his homeland in international competition in FIBA World Cup

CAREER HIGHS

Points	27, vs Tulsa (2/19/25)
Rebounds	15, at Oklahoma State (3/21/23)
Field Goals	11, vs Tulsa (2/19/25)
Field Goals Att.	13, vs Tulsa (2/19/25)
3-Pt. Field Goals	N/A
3-Pt. Field Goals Att.	N/A
Free Throws	5, vs Tulsa (2/19/25)
Free Throws Att.	9, vs Tulsa (2/19/25)
Assists	2 (7x), last vs Rice (1/8/25)
Blocks	3, vs Arkansas State (3/23/25)
Steals	4, Evansville (11/5/24)
Minutes	35, vs Florida Atlantic (1/26/25)

SISSOKO MISCELLANEOUS STATS

	20-21	21-22	22-23	23-24	24-25	Career
Games with 10+ Pts	0	1	1	2	9	13
Games with 20+ Pts	0	0	0	0	1	1
Games 5+ 3s	0	0	0	0	0	0
Games with 5+ Reb	3	3	4	15	24	49
Games with 10+ Reb	0	0	1	1	6	8
Games with 5+ Ast	0	0	0	0	0	0
Games with 10+ Ast	0	0	0	0	0	0
Games with 5+ Blk	0	0	0	0	0	0
Games with 5+ Stl	0	0	0	0	0	0
Double-Doubles	0	0	1	0	3	4

2024-25 SISSOKO'S GAME-BY-GAME

#14 SISSOKO, Moulaye

Opponent	Date	GS	MIN	FG-FGA	PCT	3-Pointers			Free throws			Rebounds			PF	A	TO	BLK	STL	PTS	AVG	
						3FG	3FGA	PCT	FT	FTA	PCT	OFF	DEF	TOT								AVG
Evansville	11/05/2024	*	24:35	2-3	.667	0-0	0-0	0.000	2-3	.667	2	2	4	0	2	2	3	0	4	6	6.0	
Wayland Baptist	11/07/2024	*	13:33	2-4	.500	0-0	0-0	0.000	2-2	1.000	1	1	2	3	1	2	0	1	1	6	6.0	
at Minnesota	11/13/2024	*	27:57	3-4	.750	0-0	0-0	0.000	0-0	0.000	2	4	6	4	0	1	0	0	1	6	6.0	
at McNeese	11/18/2024	*	17:50	1-5	.200	0-0	0-0	0.000	0-0	0.000	3	4	7	8	2	0	0	1	0	2	5.0	
Texas Wesleyan	11/21/2024	*	15:17	2-3	.667	0-0	0-0	0.000	1-2	.500	1	1	2	4	1	1	1	1	1	5	5.0	
Oregon St.	11/25/2024	*	17:35	0-2	.000	0-0	0-0	0.000	0-0	0.000	3	0	3	4	0	1	0	1	2	0	4.2	
vs UNI	11/28/2024	*	22:18	2-3	.667	0-0	0-0	0.000	0-0	0.000	1	5	6	4	3	2	0	0	0	4	4.1	
vs Utah St.	11/29/2024	*	20:03	2-4	.500	0-0	0-0	0.000	0-0	0.000	2	4	6	4	5	1	1	1	0	2	4.1	
at High Point	12/06/2024	*	10:19	2-3	.667	0-0	0-0	0.000	0-0	0.000	1	3	4	4	4	0	3	0	0	4	4.1	
Mississippi Val.	12/18/2024	*	19:08	2-2	1.000	0-0	0-0	0.000	0-0	0.000	1	5	6	4	6	3	0	1	0	0	4.1	
App State	12/20/2024	*	28:30	3-4	.750	0-0	0-0	0.000	1-2	.500	4	6	10	5	1	1	0	0	0	7	4.4	
Houston Christian	12/22/2024	*	26:17	4-6	.667	0-0	0-0	0.000	2-2	1.000	3	7	10	5	3	2	3	0	0	10	4.8	
UAB	12/31/2024	*	22:12	3-5	.600	0-0	0-0	0.000	0-0	0.000	1	4	5	5	2	0	0	0	1	6	4.9	
at Memphis	01/05/2025	*	33:00	7-8	.875	0-0	0-0	0.000	3-5	.600	5	3	8	5	6	3	0	0	0	17	5.8	
Rice	01/08/2025	*	27:51	2-2	1.000	0-0	0-0	0.000	2-2	1.000	1	5	6	5	7	4	2	1	0	0	6	5.8
at East Carolina	01/14/2025	*	32:24	4-6	.667	0-0	0-0	0.000	2-2	1.000	2	4	6	5	7	1	0	2	1	0	10	6.1
at UTSA	01/18/2025	*	35:29	5-6	.833	0-0	0-0	0.000	3-3	1.000	3	5	8	5	8	1	0	0	1	13	6.5	
Temple	01/22/2025	*	25:32	5-6	.833	0-0	0-0	0.000	2-4	.500	2	3	5	8	2	0	1	1	0	12	6.8	
Fla. Atlantic	01/26/2025	*	35:37	5-7	.714	0-0	0-0	0.000	4-7	.571	4	9	13	6	2	0	0	0	1	14	7.2	
at Wichita St.	01/29/2025	*	33:22	7-11	.636	0-0	0-0	0.000	2-2	1.000	4	2	6	6	2	1	1	1	0	16	7.6	
UTSA	02/03/2025	*	21:31	1-3	.333	0-0	0-0	0.000	2-2	1.000	1	3	4	6	0	1	2	0	0	4	7.4	
at UAB	02/03/2025	*	32:22	5-9	.556	0-0	0-0	0.000	0-0	0.000	6	5	11	6	3	1	3	0	2	10	7.5	
Tulane	02/08/2025	*	17:06	2-3	.667	0-0	0-0	0.000	0-0	0.000	3	4	7	6	3	0	1	0	0	4	7.4	
Rice	02/11/2025	*	25:52	3-4	.750	0-0	0-0	0.000	0-1	.000	1	8	9	6	4	4	1	0	0	0	6	7.3
at Tulsa	02/19/2025	*	31:48	11-13	.846	0-0	0-0	0.000	5-9	.556	3	8	11	6	6	3	0	2	0	1	27	8.1
at South Fla.	02/23/2025	*	24:38	2-4	.500	0-0	0-0	0.000	0-0	0.000	1	9	10	6	7	4	0	3	1	1	4	8.0
at Fla. Atlantic	02/27/2025	*	20:20	3-3	1.000	0-0	0-0	0.000	0-0	0.000	0	3	3	6	4	0	0	1	0	1	6	7.9
Wichita St.	03/03/2025	*	34:25	3-6	.500	0-0	0-0	0.000	0-0	0.000	1	4	5	6	5	3	0	3	2	0	6	7.8
Charlotte	03/06/2025	*	25:24	1-2	.500	0-0	0-0	0.000	2-3	.667	1	3	4	6	4	3	3	3	1	0	4	7.7
at Temple	03/09/2025	*	28:37	2-6	.333	0-0	0-0	0.000	1-2	.500	2	5	7	6	5	3	0	1	0	2	5	7.6
vs Tulsa	03/14/2025	*	21:30	3-5	.600	0-0	0-0	0.000	3-3	1.000	4	3	7	6	3	1	1	0	1	9	7.6	
vs UAB	03/15/2025	*	26:53	2-4	.500	0-0	0-0	0.000	2-2	1.000	2	2	4	6	4	1	1	1	0	6	7.6	
Furman	03/19/2025	*	28:39	5-9	.556	0-0	0-0	0.000	1-3	.333	2	4	6	6	4	1	0	0	0	11	7.7	
Arkansas St.	03/23/2025	*	28:04	3-3	1.000	0-0	0-0	0.000	2-2	1.000	1	6	7	6	4	1	1	1	3	0	8	7.7
at Oklahoma St.	03/25/2025	*	27:45	0-2	.000	0-0	0-0	0.000	0-0	0.000	0	8	9	6	5	0	0	1	2	0	7.5	
Totals			35	883:42	109-170	.641	0-0	.000	44-63	.698	75	152	227	6.5	81	21	41	16	24	262	7.5	

Player Averages

Games Played	Minutes/game	Points/game	FG Pct	3FG Pct	FT Pct	Rebounds/game	Assists/game	Turnovers/game	Assist/Turnover ratio	Steals/game	Blocks/game
35	25.2	7.5	64.1	0.0	69.8	6.5	0.6	1.2	0.5	0.7	0.5

MOULAYE SISSOKO CAREER STATS

SEASON	TEAM	GP-GS	MIN/AVG	Field Goals		3-Point		F-Throws		Rebounds				Scoring						
				FG-FGA	FG%	3FG-3FGA	3FG%	FT-FTA	FT%	OFF	DEF	TOT	AVG	PF-FO	A	TO	BLK	STL	PTS	AVG
2020-21	UD	14-0	134/9.6	7-20	.350	0-0	.000	6-6	1.000	7	31	38	2.7	19-0	3	10	1	0	20	1.4
2021-22	UD	30-0	211/7.0	32-48	.667	0-0	.000	8-11	.727	32	29	61	2.0	21-0	3	8	2	5	72	2.4
2022-23	UNT	33-4	315/9.5	37-52	.712	0-0	.000	8-15	.533	34	45	79	2.4	32-0	6	21	3	9	82	2.5
2023-24	UNT	34-34	552/16.2	43-87	.494	0-0	.000	17-32	.531	64	92	156	4.6	68-0	12	24	7	14	103	3.0
2024-25	UNT	35-35	884/25.2	109-170	.641	0-0	.000	44-63	.698	75	152	227	6.5	81-1	21	41	16	24	262	7.5
TOTAL FOR UNT		102-73	1751/17.2	189-309	.612	0-0	.000	69-110	.627	173	289	462	4.5	181-1	39	86	26	47	447	4.4
TOTAL		146-73	2095/14.4	228-377	.605	0-0	.000	83-127	.654	212	349	561	3.8	221-1	45	104	29	52	539	3.7

20



GRAYSON ALLO
6-5 • 185
Jr. • F
CARROLLTON, TX
(HEBRON HS)

2023-24: Played in six games...Had an assist on an ally-opp to Chris Morgan in a win over Mississippi Valley on Dec. 2...Had two rebounds in a win over Angelo State on Nov. 26...Had an assist on Nov. 26 versus Angelo State

2022-23: Played in nine games...Played a season-high three minutes versus Paul Quinn on Nov. 22...Made a 3-pointer versus Western Kentucky on March 9...Had a steal versus Long Beach State on Nov. 26...Played a total of 14 minutes and 32 seconds on the year...Saw action in two of UNT's five NIT contests...Played in two conference games...Made his collegiate debut on Nov. 13 at Saint Mary's...Conference USA Commissioner's Honor Roll

2021-22: Saw no playing time earning developmental redshirt

CAREER HIGHS

Points _____ 3, Western Kentucky (3/4/23)
Rebounds _____ 2, Angelo State (11/26/23)
Field Goals _____ 1, Western Kentucky (3/4/23)
Field Goals Att. _____ 1 (3x)
3-Pt. Field Goals _____ 1, Western Kentucky (3/4/23)
3-Pt. Field Goals Att. _____ 1 (3x)
Free Throws _____ N/A
Free Throws Att. _____ N/A
Assists _____ 1 (2x)
Blocks _____ N/A
Steals _____ 1, vs. Long Beach State (11/26/22)
Minutes _____ 3 (3x)

ALLO MISCELLANEOUS STATS

	2022-23	2023-24	Career
Games with 10+ Pts	0	0	0
Games with 20+ Pts	0	0	0
Games 5+ 3s	0	0	0
Games with 5+ Reb	0	0	0
Games with 10+ Reb	0	0	0
Games with 5+ Ast	0	0	0
Games with 10+ Ast	0	0	0
Games with 5+ Blk	0	0	0
Games with 5+ Stl	0	0	0
Double-Doubles	0	0	0

2024-25 ALLO'S GAME-BY-GAME

#20 ALLO, Grayson

Opponent	Date	GS	MIN	Total		3-Pointers		Free throws		Rebounds			PF	A	TO	BLK	STL	PTS	AVG
				FG-FGA	PCT	3FG-3FGA	PCT	FT-FTA	PCT	OFF	DEF	TOT							
Wayland Baptist	11/07/2024		03:22	0-0	.000	0-0	.000	0-0	.000	0	0	0	0.0	0	0	0	0	0	0
Mississippi Val.	12/18/2024		04:05	0-0	.000	0-0	.000	0-0	.000	0	1	1	0.5	1	0	0	0	0	0
Rice	01/08/2025		01:56	0-0	.000	0-0	.000	0-0	.000	0	1	1	0.7	0	0	0	0	0	0
Charlotte	03/06/2025		00:34	0-0	.000	0-0	.000	0-0	.000	0	0	0	0.5	0	0	0	0	0	0
vs Tulsa	03/14/2025		01:06	0-0	.000	0-0	.000	0-0	.000	0	0	0	0.4	0	0	0	0	0	0
Totals			0 11:03	0-0	.000	0-0	.000	0-0	.000	0	2	2	0.4	1	0	0	0	0	0

Player Averages

Games Played	Minutes/game	Points/game	FG Pct	3FG Pct	FT Pct	Rebounds/game	Assists/game	Turnovers/game	Assist/Turnover ratio	Steals/game	Blocks/game
5	2.2	0.0	0.0	0.0	0.0	0.4	0.0	0.0	0.0	0.0	0.0

GRAYSON ALLO'S CAREER STATS

SEASON	TEAM	GP-GS	MIN/AVG	Field Goals		3-Point		F-Throws		Rebounds				Scoring						
				FG-FGA	FG%	3FG-3FGA	3FG%	FT-FTA	FT%	OFF	DEF	TOT	AVG	PF-FO	A	TO	BLK	STL	PTS	AVG
2022-23	UNT	9-0	15/1.6	1-1	1.000	1-1	1.000	0-0	.000	0	0	0	0.0	0-0	0	0	0	1	3	0.3
2023-24	UNT	6-0	12/2.1	0-2	.000	0-2	.000	0-0	.000	0	2	2	0.3	3-0	2	0	0	0	0	0.0
2024-25	UNT	5-0	11/2.2	0-0	.000	0-0	.000	0-0	.000	0	2	2	0.4	1-0	0	0	0	0	0	0.0
TOTAL		20-0	38/1.9	1-3	.333	1-3	.333	0-0	.000	0	4	4	0.2	4-0	2	0	0	1	3	0.2

23



MATTHEW STONE

6-4 • 200

Sr. • G

KINGFISHER, OK
(KINGFISHER HS)

2023-24: Played in 30 games and made four starts...Averaged 1.7 points and 1.6 rebounds per game...Had a career-high 19 steals on the year...Was 13-37 (.351) from beyond the arc...Averaged 14.3 minutes played per game...Dished out 17 assists on the year... Had a 2.1 assist/turnover ratio on the year...Tied his single game career high with a 10-point performance in a win over Mississippi Valley on Dec. 2...Tied his career-high with six rebounds in a win over Tulane on Jan. 6...Had a career-high three steals in a win over Mississippi Valley on Dec. 2...Scored seven points in a win at Tulsa on Feb. 7...Scored seven points in a win over Towson at the Charleston Classic on Nov. 19...Scored six points in a win over Omaha on Nov. 11...Scored five points and had three rebounds versus St. John's on Nov. 16...Knocked down two 3-pointers in three games, including in a win at Tulsa on Feb. 7...Had two steals and made a 3-pointer in a win over Memphis on Feb. 15...Started four conference games between Jan. 6 and Jan. 20...Played a season-high 27 minutes at SMU on Feb. 11...Had five or more rebounds three times

2022-23: Played in all 38 games and started two...Started the first two games of the year...Averaged 2.5 points per game and averaged 2.2 rebounds per game...Averaged 15.5 minutes per game... Had 31 total assists on the year...Made 14 3-pointers on the year... Had a 1.55 assist/turnover ratio...Scored a season-high 10 points on Feb. 18 at UTEP and dished out a season-high three assists... Made a season-high two 3-pointers twice...Had a season-high six rebounds on Dec. 31 versus FIU...Had a season-high three assists three times...Played a season-high 31 minutes at Saint Mary's on Nov. 13...Scored eight points versus Omaha Dec. 3...Scored seven points three times...Had three offensive rebounds at Rice on Feb. 4...Had three offensive rebounds on Dec. 31 versus FIU on Dec. 31...Conference USA Commissioner's Honor Roll

2021-22: Played in 13 games...Scored a season-high three points versus Oklahoma Christian on Nov. 9...Grabbed a season-high six rebounds versus LSU Shreveport on Dec. 4...Had a season-high three assists versus LSU Shreveport on Dec. 4...Played 14 minutes versus LSU Shreveport on Dec. 4...Played five minutes on March 20 versus Virginia and had two offensive rebounds two points... Had three rebounds versus Kansas on Nov. 25

High School: Graduated from Kingfisher HS in Kingfisher, Oklahoma...Scored 1,538 career points in high school...Led Kingfisher HS to a 107-4 combined record over his four years on varsity... Won the 2021 4A Oklahoma State Championship...Won the 2019 4A Oklahoma State Championship...2021 OCA All-State

CAREER HIGHS

Points _____ 10 (2x), last vs Mississippi Valley (12/2/23)
Rebounds _____ 6 (3x), last vs Tulane (1/6/24)
Field Goals _____ 4 (2x), last vs Mississippi Valley (12/2/23)
Field Goals Att. _____ 8, Omaha (12/3/22)
3-Pt. Field Goals _____ 2 (6x)
3-Pt. Field Goals Att. _____ 6, Omaha (12/3/22)
Free Throws _____ 2 (4x), last at South Florida (2/23/25)
Free Throws Att. _____ 2 (7x), last at South Florida (2/23/25)
Assists _____ 2 (7x), last at Florida Atlantic (2/27/25)
Blocks _____ 1, at Charlotte (2/23/23)
Steals _____ 3, Mississippi Valley State (12/2/23)
Minutes _____ 31, at Saint Mary's (11/13/22)

STONE MISCELLANEOUS STATS

	2021-22	2022-23	2023-24	2024-25	Career
Games with 10+ Pts	0	1	1	0	2
Games with 20+ Pts	0	0	0	0	0
Games 5+ 3s	0	0	0	0	0
Games with 5+ Reb	1	5	3	0	9
Games with 10+ Reb	0	0	0	0	0
Games with 5+ Ast	0	0	0	0	0
Games with 10+ Ast	0	0	0	0	0
Games with 5+ Blk	0	0	0	0	0
Games with 5+ Stl	0	0	0	0	0
Double-Doubles	0	0	0	0	0

2024-25 STONE'S GAME-BY-GAME

#23 STONE, Matthew

Opponent	Date	GS	MIN	Total			3-Pointers		Free throws		Rebounds			PF	A	TO	BLK	STL	PTS	AVG	
				FG	FGA	PCT	3FG	3FGA	PCT	FT	FTA	PCT	OFF								DEF
Evansville	11/05/2024		11:46	0-1	.000	.000	0-0	.000	0-0	.000	1	0	1	1.0	0	0	0	0	1	0	0.0
Wayland Baptist	11/07/2024		07:18	0-0	.000	.000	0-0	.000	0-0	.000	0	2	2	1.5	1	2	0	0	2	0	0.0
at Minnesota	11/13/2024		05:46	0-1	.000	.000	0-0	.000	0-0	.000	0	1	1	1.3	1	0	0	0	0	0	0.0
at McNeese	11/18/2024		01:11	0-0	.000	.000	0-0	.000	0-0	.000	0	0	0	1.0	0	0	0	0	0	0	0.0
Texas Wesleyan	11/21/2024		02:15	0-2	.000	.000	0-1	.000	0-0	.000	0	0	0	0.8	0	0	0	0	0	0	0.0
at High Point	12/06/2024		00:30	0-0	.000	.000	0-0	.000	0-0	.000	0	0	0	0.7	1	0	0	0	0	0	0.0
Mississippi Val.	12/18/2024		06:31	1-1	1.000	.000	0-0	.000	1-1	1.000	0	2	2	0.9	0	0	0	0	0	0	3.4
at Memphis	01/05/2025		00:20	0-0	.000	.000	0-0	.000	0-0	.000	0	0	0	0.8	0	0	0	0	0	0	0.4
Rice	01/08/2025		01:56	0-0	.000	.000	0-0	.000	0-0	.000	0	0	0	0.7	0	0	0	0	0	0	0.3
at UTSA	01/18/2025		02:39	1-2	.500	.000	1-2	.500	0-0	.000	0	0	0	0.6	0	0	1	0	0	3	0.6
Tulsa	02/19/2025		12:31	0-0	.000	.000	0-0	.000	0-0	.000	0	1	1	0.6	1	0	0	0	1	0	0.5
at South Fla.	02/23/2025		09:15	0-0	.000	.000	0-0	.000	2-2	1.000	0	0	0	0.6	1	1	0	0	0	2	0.7
at Fla. Atlantic	02/27/2025		09:31	0-0	.000	.000	0-0	.000	0-0	.000	0	1	1	0.6	0	2	0	0	1	0	0.6
Wichita St.	03/03/2025		05:44	0-0	.000	.000	0-0	.000	0-0	.000	0	1	1	0.6	1	0	0	0	0	0	0.6
Charlotte	03/06/2025		04:46	0-0	.000	.000	0-0	.000	0-0	.000	0	0	0	0.6	1	0	0	0	0	0	0.5
vs Tulsa	03/14/2025		01:06	0-0	.000	.000	0-0	.000	0-0	.000	0	1	1	0.6	0	0	0	0	0	0	0.5
Totals			0 83:05	2-7	.286	1-3	.333	3-3	1.000	1	9	10	0.6	7	5	1	0	5	8	0.5	

Player Averages

Games Played	Minutes/game	Points/game	FG Pct	3FG Pct	FT Pct	Rebounds/game	Assists/game	Turnovers/game	Assist/Turnover ratio	Steals/game	Blocks/game
16	5.2	0.5	28.6	33.3	100.0	0.6	0.3	0.1	5.0	0.3	0.0

MATTHEW STONE'S CAREER STATS

SEASON	TEAM	GP-GS	MIN/AVG	Field Goals		3-Point		F-Throws		Rebounds				Scoring						
				FG	FGA	FG%	3FG	3FGA	3FG%	FT	FTA	FT%	OFF	DEF	TOT	AVG	PF	FO	A	TO
2021-22	UNT	13-0	62/4.8	3-15	.200	1-11	.091	1-3	.333	7	13	20	1.5	5-0	4	0	0	1	8	0.6
2022-23	UNT	38-2	591/15.5	37-94	.394	14-57	.246	8-11	.727	25	59	84	2.2	47-0	31	20	1	13	96	2.5
2023-24	UNT	30-4	429/14.3	19-56	.339	13-37	.351	1-3	.333	16	32	48	1.6	38-0	17	8	0	19	52	1.7
2024-25	UNT	16-0	83/5.2	2-7	.286	1-3	.333	3-3	1.000	1	9	10	0.6	7-0	5	1	0	5	8	0.5
TOTAL		97-6	1166/12.0	61-172	.355	29-108	.269	13-20	.650	49	113	162	1.7	97-0	57	29	1	38	164	1.7

CONFERENCE STATS

Game Records

Record	Overall	Home	Away	Neutral
ALL GAMES	14-4	8-1	6-3	0-0
CONFERENCE	14-4	8-1	6-3	0-0
NON-CONFERENCE	0-0	0-0	0-0	0-0

Score by Periods

Team	1st	2nd	OT	TOT
North Texas	565	666	0	1231
Opponents	531	576	0	1107

Team Box Score

No.	Player				Total		3-Point		F-Throw		Rebounds								PTS	AVG		
		GP-GS	MIN	AVG	FG-FGA	FG%	3FG-3FGA	3FG%	FT-FTA	FT%	OFF	DEF	TOT	AVG	PF	DQ	A	TO			BLK	STL
10	WRIGHT, Atin	18-18	574:30	31.9	86-206	.417	54-125	.432	70-74	.946	9	40	49	2.7	24	0	9	22	0	11	296	16.4
6	LORIENT, Brenen	18-0	461:39	25.6	84-147	.571	9-16	.563	63-81	.778	27	69	96	5.3	49	2	30	26	25	13	240	13.3
14	SISSOKO, Moulaye	18-18	507:30	28.2	71-104	.683	0-0	.000	28-42	.667	41	87	128	7.1	45	0	8	23	7	10	170	9.4
3	FLOYD, Jasper	18-18	543:36	30.2	58-136	.426	10-25	.400	17-24	.708	4	53	57	3.2	37	0	67	33	4	24	143	7.9
2	MASSIE, Johnathan	13-1	299:22	23.0	29-67	.433	8-23	.348	28-40	.700	13	46	59	4.5	18	0	14	19	1	17	94	7.2
8	NEWELL, Grant	18-18	395:42	22.0	35-80	.438	7-29	.241	42-52	.808	24	35	59	3.3	30	0	10	12	1	7	119	6.6
1	JOSSELL, Latrell	18-0	382:29	21.2	39-117	.333	22-78	.282	14-17	.824	7	17	24	1.3	32	1	28	13	2	16	114	6.3
5	WALKER, Rondel	17-17	380:29	22.4	17-46	.370	10-29	.345	4-7	.571	15	36	51	3.0	33	0	19	9	8	16	48	2.8
0	MASON, Tyran	1-0	03:00	3.0	0-0	.000	0-0	.000	2-2	1.000	0	2	2	2.0	2	0	0	0	0	0	2	2.0
23	STONE, Matthew	8-0	46:42	5.8	1-2	.500	1-2	.500	2-2	1.000	0	3	3	0.4	4	0	3	1	0	2	5	0.6
20	ALLO, Grayson	2-0	02:30	1.2	0-0	.000	0-0	.000	0-0	.000	0	1	1	0.5	0	0	0	0	0	0	0	0.0
11	VICE, Brock	2-0	02:15	1.1	0-1	.000	0-0	.000	0-0	.000	0	0	0	0.0	1	0	0	0	0	0	0	0.0
13	HOWELL, Ma'Syn	1-0	00:19	0.3	0-0	.000	0-0	.000	0-0	.000	0	0	0	0.0	0	0	0	0	0	0	0	0.0
Team											24	27	51				23					
Total		18	3600		420-906	.464	121-327	.370	270-341	.792	164	416	580	32.2	275	3	188	181	48	116	1231	68.4
Opponents		18	3600		379-923	.411	96-309	.311	253-330	.767	164	357	521	28.9	280	4	163	180	53	100	1107	61.5

Team Statistics

	UNT	OPP
Scoring	1231	1107
Points per game	68.4	61.5
Scoring margin	+6.9	-
Field goals-att	420-906	379-923
Field goal pct	.464	.411
3 point fg-att	121-327	96-309
3-point FG pct	.370	.311
3-pt FG made per game	6.7	5.3
Free throws-att	270-341	253-330
Free throw pct	.792	.767
F-Throws made per game	15.0	14.1
Rebounds	580	521
Rebounds per game	32.2	28.9
Rebounding margin	+3.3	-
Assists	188	163
Assists per game	10.4	9.1
Turnovers	181	180
Turnovers per game	10.1	10.0
Turnover margin	-0.1	-
Assist/turnover ratio	1.0	0.9
Steals	116	100
Steals per game	6.4	5.6
Blocks	48	53
Blocks per game	2.7	2.9
Winning streak	0	-
Home win streak	4	-
Attendance	34902	38855
Home games-Avg/Game	9-3878	9-4317
Neutral site-Avg/Game	-	0-0

Team Results

Date	Opponent		Score	Att.
12/31/2024	UAB	W	78-75	2979
01/05/2025	at Memphis	L	64-68	10903
01/08/2025	Rice	W	81-59	2836
01/14/2025	at East Carolina	W	69-60	4033
01/18/2025	at UTSA	W	72-57	1399
01/22/2025	Temple	W	76-67	4029
01/26/2025	Fla. Atlantic	W	77-64	3715
01/29/2025	at Wichita St.	W	58-54	5845
02/01/2025	UTSA	L	50-54	5032
02/03/2025	at UAB	L	61-64	4318
02/08/2025	Tulane	W	76-66	4156
02/11/2025	at Rice	W	67-61	1617
02/19/2025	Tulsa	W	63-44	4032
02/23/2025	at South Fla.	W	64-57	4303
02/27/2025	at Fla. Atlantic	W	71-61	3161
03/03/2025	Wichita St.	W	68-66	3924
03/06/2025	Charlotte	W	75-64	4199
03/09/2025	at Temple	L	61-66	3276

SEASON STATS

Game Records

Record	Overall	Home	Away	Neutral
ALL GAMES	27-8	17-1	8-5	2-2
CONFERENCE	14-4	8-1	6-3	0-0
NON-CONFERENCE	13-4	9-0	2-2	2-2

Score by Periods

Team	1st	2nd	OT	TOT
North Texas	1066	1314	0	2380
Opponents	961	1135	0	2096

Team Box Score

No.	Player	Overall			Total		3-Point		F-Throw		Rebounds				Other				PTS	AVG		
		GP-GS	MIN	AVG	FG-FGA	FG%	3FG-3FGA	3FG%	FT-FTA	FT%	OFF	DEF	TOT	AVG	PF	DQ	A	TO			BLK	STL
10	WRIGHT, Atin	35-35	1051:39	30.0	156-388	.402	97-242	.401	112-119	.941	16	67	83	2.4	47	0	23	38	0	30	521	14.9
6	LORIENT, Brenen	35-0	870:56	24.9	153-265	.577	11-23	.478	97-134	.724	54	118	172	4.9	77	2	47	60	39	30	414	11.8
3	FLOYD, Jasper	35-35	1031:34	29.5	114-272	.419	23-67	.343	58-76	.763	11	91	102	2.9	74	2	138	69	4	46	309	8.8
2	MASSIE, Johnathan	30-1	667:05	22.2	73-174	.420	17-49	.347	71-94	.755	34	102	136	4.5	39	0	28	35	7	35	234	7.8
14	SISSOKO, Moulaye	35-35	883:42	25.2	109-170	.641	0-0	.000	44-63	.698	75	152	227	6.5	81	1	21	41	16	24	262	7.5
1	JOSELL, Latrell	35-0	776:44	22.2	86-243	.354	49-159	.308	35-46	.761	10	36	46	1.3	69	4	53	31	2	38	256	7.3
8	NEWELL, Grant	35-35	759:12	21.7	67-162	.414	19-58	.328	64-86	.744	56	70	126	3.6	60	1	16	25	6	17	217	6.2
0	MASON, Tyran	4-0	29:39	7.4	5-11	.455	1-2	.500	5-9	.556	0	4	4	1.0	2	0	2	1	0	1	16	4.0
5	WALKER, Rondel	34-34	784:19	23.1	46-110	.418	22-62	.355	12-21	.571	38	89	127	3.7	58	1	31	20	14	33	126	3.7
4	COTTON, Alex	3-0	20:34	6.9	2-2	1.000	1-1	1.000	0-0	.000	3	0	3	1.0	0	0	1	1	0	1	5	1.7
13	HOWELL, Ma'Syn	4-0	12:55	3.2	3-4	.750	0-0	.000	0-0	.000	0	0	0	0.0	0	0	0	2	2	1	6	1.5
11	VICE, Brock	5-0	17:33	3.5	2-6	.333	0-2	.000	2-2	1.000	1	2	3	0.6	4	0	1	0	0	0	6	1.2
23	STONE, Matthew	16-0	83:05	5.2	2-7	.286	1-3	.333	3-3	1.000	1	9	10	0.6	7	0	5	1	0	5	8	0.5
20	ALLO, Grayson	5-0	11:03	2.2	0-0	.000	0-0	.000	0-0	.000	0	2	2	0.4	1	0	0	0	0	0	0	0.0
Team											55	54	109					40				
Total		35	7000		818-1814	.451	241-668	.361	503-653	.770	354	796	1150	32.9	519	11	366	364	90	261	2380	68.0
Opponents		35	7000		714-1736	.411	203-663	.306	465-626	.743	299	719	1018	29.1	555	7	333	422	100	213	2096	59.9

Team Statistics

	UNT	OPP
Scoring	2380	2096
Points per game	68.0	59.9
Scoring margin	+8.1	-
Field goals-att	818-1814	714-1736
Field goal pct	.451	.411
3 point fg-att	241-668	203-663
3-point FG pct	.361	.306
3-pt FG made per game	6.9	5.8
Free throws-att	503-653	465-626
Free throw pct	.770	.743
F-Throws made per game	14.4	13.3
Rebounds	1150	1018
Rebounds per game	32.9	29.1
Rebounding margin	+3.8	-
Assists	366	333
Assists per game	10.5	9.5
Turnovers	364	422
Turnovers per game	10.4	12.1
Turnover margin	+1.7	-
Assist/turnover ratio	1.0	0.8
Steals	261	213
Steals per game	7.5	6.1
Blocks	90	100
Blocks per game	2.6	2.9
Winning streak	3	-
Home win streak	6	-
Attendance	60330	58202
Home games-Avg/Game	18-3352	13-4477
Neutral site-Avg/Game	-	4-3128

Team Results

Date	Opponent	Score	Att.
11/05/2024	Evansville	W 80-63	3451
11/07/2024	Wayland Baptist	W 80-38	3235
11/13/2024	at Minnesota	W 54-51	7743
11/18/2024	at McNeese	L 61-68	3537
11/21/2024	Texas Wesleyan	W 73-66	2690
11/25/2024	Oregon St.	W 58-55	3292
11/28/2024	vs UNI	W 68-48	1233
11/29/2024	vs Utah St.	L 57-61	1154
12/06/2024	at High Point	L 71-76	3978
12/18/2024	Mississippi Val.	W 83-42	2568
12/20/2024	App State	W 68-64	2666
12/22/2024	Houston Christian	W 62-46	2727
12/31/2024	UAB	W 78-75	2979
01/05/2025	at Memphis	L 64-68	10903
01/08/2025	Rice	W 81-59	2836
01/14/2025	at East Carolina	W 69-60	4033
01/18/2025	at UTSA	W 72-57	1399
01/22/2025	Temple	W 76-67	4029
01/26/2025	Fla. Atlantic	W 77-64	3715
01/29/2025	at Wichita St.	W 58-54	5845
02/01/2025	UTSA	L 50-54	5032
02/03/2025	at UAB	L 61-64	4318
02/08/2025	Tulane	W 76-66	4156
02/11/2025	at Rice	W 67-61	1617
02/19/2025	Tulsa	W 63-44	4032
02/23/2025	at South Fla.	W 64-57	4303
02/27/2025	at Fla. Atlantic	W 71-61	3161
03/03/2025	Wichita St.	W 68-66	3924
03/06/2025	Charlotte	W 75-64	4199
03/09/2025	at Temple	L 61-66	3276
03/14/2025	vs Tulsa	W 77-59	4285
03/15/2025	vs UAB	L 56-66	5840
03/19/2025	Furman	W 75-64	2138
03/23/2025	Arkansas St.	W 65-63	2661
03/25/2025	at Oklahoma St.	W 61-59	4089

TV/RADIO ROSTER



0 • Tyran Mason
G • 6-6 • 200 lbs • Fr.
Vichy, France



1 • Latrell Jossell
G • 6-1 • 175 lbs • Sr.
Chicago, IL



2 • Johnathan Massie
G • 6-6 • 195 lbs • Sr.
Houston, TX



3 • Jasper Floyd
G • 6-3 • 195 lbs • Sr.
Tampa, FL



4 • Alex Cotton
G • 6-5 • 200 lbs • Soph.
Carrollton, TX



5 • Rondel Walker
G • 6-5 • 185 lbs • Sr.
Midwest City, OK



6 • Brenen Lorient
F • 6-9 • 215 lbs • Jr.
Ocala, FL



7 • Baron Smith Jr.
F • 6-9 • 220 lbs • Fr.
Haltom City, TX



8 • Grant Newell
F • 6-9 • 220 lbs • Soph.
Chicago, IL



10 • Atin Wright
G • 6-1 • 185 lbs • Sr.
Hawthorne, CA



11 • Brock Vice
F • 6-10 • 240 lbs • Fr.
Memphis, TN




13 • Ma'Syn Howell
G • 6-1 • 180 lbs • Fr.
Inglewood, CA




14 • Moulaye Sissoko
F • 6-9 • 245 lbs • Sr.
Bamako, Mali



20 • Grayson Allo
G • 6-5 • 185 lbs • Jr.
Carrollton, TX




23 • Matthew Stone
G • 6-4 • 200 lbs • Sr.
Kingfisher, OK



ROSS HODGE
Head Coach



JOHNNY ESTELLE
Assistant Coach



PHIL FORTE
Assistant Coach



JASE HERL
Assistant Coach



ANDRE SHAW
Assistant Coach
DOBO



MIKE RANDLE
Assistant Coach