

MEAN GREEN®

2025 UNT FOOTBALL GAME NOTES

UNT ATHLETIC COMMUNICATIONS: 1301 S. Bonnie Brae St. | Denton, TX 76207 | MEANGREENSPORTS.COM | @MEANGREENFB

GAME 11



No. 22/23 UNT (9-1, 5-1 American) at RICE (5-5, 2-4 American)

Nov. 22, 2025 • 6:30 p.m. CT • TV: ESPNU • Radio: Mean Green Sports Network
Houston, Texas • Rice Stadium (47,000)

MEDIA INFORMATION

TV: 

Play-by-Play: Lowell Galindo

Analyst: Aaron Murray

Sideline: Lauren Sisler

Radio: Mean Green Sports Network | 1190 KFXR

AM | The Varsity Network | Sirius XM 203 or 211

Play-by-Play: Dave Barnett

Analyst: Hank Dickenson

Scan for Live Stats:
Northtex.as/LiveStats



UNT	9-1, 5-1 American
Ranking	22 - AP, 23 - Coaches, NR - CFP
Last Game	Nov. 15, 2025 Win vs. UAB, 53-24
Head Coach	Eric Morris (Texas Tech, '08)
Career Record	44-33 (Seventh season)
UNT Record	20-15 (Third season)
vs. Rice	0-0

RICE	5-5, 2-4 American
Ranking	NR - AP, NR - Coaches, NR - CFP
Last Game	Nov. 8, 2025 Win vs. UAB, 24-17
Head Coach	Scott Abell (Longwood, '92)
Career Record	91-51 (14th season)
Rice Record	5-5 (First season)
vs. UNT	0-0

UNT COACHING STAFF

ON THE FIELD

Eric Morris	Head Coach
Drew Svoboda	Assoc. HC/TE/ST Coord
Skyler Cassidy	Defensive Coordinator/DBs
Patrick Cobbs	Run Game Coord./Running Backs
Sean Brophy	Pass Game Coord./Quarterbacks
Cody Crill	Offensive Line
Ike Eguae	Defensive Tackles
Greg Richmond	Defensive Ends
Julian Wilson	Defensive Backs

IN THE BOOTH

Jordan Davis	Offensive Coord./Wide Receivers
Reggie Johnson	Inside Linebackers
Jordan Malone	Nickels/Outside Linebackers

UNT ATHLETIC COMMUNICATIONS

DOUG WATERS

Primary Contact

936-240-6780 (cell) • Doug.Waters@unt.edu

CHRIS ALFORD

Secondary Contact

903-951-8675 (cell) • Chris.Alford@unt.edu

STORY LINES

- Coming off a 53-24 win over UAB, UNT finds itself with a 9-1 record and in the AP Poll for the first time since 1959.
- Under third-year head coach **Eric Morris**, North Texas is ranked No. 22 by the Associated Press, No. 23 in the US LBM Coaches Poll and is one of just 11 remaining FBS teams with one or fewer losses.
- The Mean Green come into the contest with the No. 1 scoring offense in the country, averaging 45.3 PPG, while also ranking fifth in both total offense (489.6) and passing offense (307.3).
- Defensively, UNT is one of the most opportunistic teams in FBS with 24 (12 fumbles, 12 INT) turnovers forced, tied for fourth-most in the nation. The Mean Green have an average turnover margin of +1.4, also the best mark in FBS.
- UNT currently leads the nation in both scoring and turnover margin. The last team to lead the FBS in both categories at the end of a season was in 2008 when Oklahoma did it en route to a BCS National Championship game appearance.
- Redshirt freshman QB **Drew Mestemaker**, who won the starting job in the offseason despite arriving at UNT as a walk-on who had not started a game at QB since ninth grade, is the leader of the offense with over 3,000 passing yards, 23 touchdowns and just four INTs. Mestemaker ranks inside the top-10 among FBS players in pass yards, pass TDs, passing efficiency, total offense, completions and points responsible for.
- UNT has scored 50+ points five times in 10 games this season, tied with Indiana with the most 50+ point games in FBS.
- True freshman RB **Caleb Hawkins** leads the rushing attack with 933 rush yards and 16 TDs. He is tied for the most TDs scored in FBS (19) and sits second in rush TDs (16). Hawkins set a school record with five rushing scores in the win over UAB and was recently named one of 10 semifinalists for the Doak Walker Award.
- LBs **Ethan Wesloski** and **Trey Fields** rank third and 10th in the nation, respectively, in PFF grades this season.
- The Mean Green passing defense is giving up just 173.1 yards per game through the air, 17th-best in FBS. In addition, per PFF, North Texas has the fourth-highest team tackling grade in FBS at 90.4.
- UNT has 35 rushing TDs this season as a team, tied with Navy for the most in the country.
- After finishing 2024 converting just 75 percent of red zone chances into scores (119th in FBS), the red zone offense has flipped the switch this season with 55 scores in 59 total chances (93.22%, 12th in FBS). Furthermore, North Texas has scored 55 touchdowns inside the red zone, tied with Ole Miss for most in the country.
- Through 10 games, North Texas scored 111 points off turnovers. That is tied for the best mark by a UNT team in a season since 2000. The Mean Green have scored a touchdown off 17 of its 24 forced turnovers.
- Of the 35 games in the Morris era, 16 have seen UNT rack up 500+ yards of total offense, including 754 yards vs. Charlotte, the second-most in a game in program history. Since 2023, the Mean Green are averaging 491.5 yards per game, trailing only Ole Miss (494.1) for the second-highest FBS average in that span.

2025 SCHEDULE

	Aug. 30 LAMAR vs. UNT	ESPN+	W, 51-0
UNT pitches first shutout since 2003, starts the year 1-0 for second straight season			
	Sept. 6 UNT at WESTERN MICHIGAN	ESPN+	W, 33-30 (OT)
Mean Green rally from 14-point deficit to take down WMU on the road in overtime			
	Sept. 13 WASHINGTON STATE vs. UNT	ESPNU	W, 59-10
UNT defense forces five turnovers in the first half to help UNT rout Wazzu in first-ever meeting			
	Sept. 20 UNT at ARMY	CBSN	W, 45-38 (OT)
Defense forces three turnovers and Hawkins rushes for four TDs as UNT holds on for second OT win			
	Sept. 27 SOUTH ALABAMA vs. UNT	ESPNU	W, 36-22
Hawkins totals 218 yards of total offense and 3 TDs to move UNT to 5-0 for first time since 1959			
	Oct. 10 SOUTH FLORIDA vs. UNT	ESPN2	L, 36-63
USF spoils first-ever sellout with 28 straight points to hand UNT first loss of the season			
	Oct. 18 UTSA vs. UNT	ESPN+	W, 55-17
UNT earns bowl eligibility with Homecoming rout of rival UTSA			
	Oct. 24 UNT at CHARLOTTE	ESPN2	W, 54-20
Mestemaker sets school and American Conference record with 608 passing yards in comeback win			
	Nov. 1 NAVY vs. UNT	ESPN2	W, 31-17
Hawkins rushes for four touchdowns as UNT gives Navy its first loss of the season			
	Nov. 15 UNT at UAB	ESPN+	W, 53-24
UNT forces four turnovers and Hawkins sets school record with five rushing TDs in road win			
	Nov. 22 UNT at RICE	ESPNU	6:30 PM
Houston, Texas // Rice Stadium (47,000) // UNT leads 8-5			
	Nov. 28 TEMPLE vs. UNT	ESPN	2:30 PM
Denton, Texas // DATCU Stadium (30,100) // UNT leads 2-0			



ERIC MORRIS
HEAD COACH, THIRD SEASON

THE MORRIS FILE

PERSONAL

Born: Oct. 26, 1985

Family: Wife: Maggie; Children: Jack and George

EDUCATION

Texas Tech, 2008 (Communication Studies)

COACHING EXPERIENCE

2010	Houston, Quality Control
2011	Houston, Graduate Assistant
2012	Washington State, Inside Wide Receivers
2013	Texas Tech, Co-OC/Inside Wide Receivers
2014	Texas Tech, OC/Wide Receivers
2015-17	Texas Tech, OC/Inside Wide Receivers
2018-21	Incarnate Word, Head Coach
2022	Washington State, OC/Quarterbacks
2023-	UNT, Head Coach

POSTSEASON EXPERIENCE

2005	Cotton Bowl (player, Texas Tech)
2006	Insight Bowl (player, Texas Tech)
2007	Gator Bowl (player, Texas Tech)
2008	Cotton Bowl (player, Texas Tech)
2012	Ticket City Bowl (coach, Houston)
2013	Holiday Bowl (coach, Texas Tech)
2015	Texas Bowl (coach, Texas Tech)
2017	Birmingham Bowl (coach, Texas Tech)
2018	FCS Playoffs (coach, Incarnate Word)
2021	FCS Playoffs (coach, Incarnate Word)
2022	LA Bowl (coach, Washington State)*
2024	First Responder Bowl (coach, UNT)

THE MORRIS WORKSHEET

YEAR	SCHOOL	OVERALL RECORD	CONFERENCE RECORD, FINISH
2018	UIW	6-5	6-2, t-1st
2019	UIW	5-7	4-5, t-7th
2021(S)	UIW	3-3	3-3, t-3rd
2021	UIW	10-3	7-1, 1st
2023	UNT	5-7	3-5, t-8th
2024	UNT	6-7	3-5, t-9th
2025	UNT	9-1	5-1
AT UNT	3 seasons	20-15	11-11
TOTAL	7 seasons	44-33	31-22

MEAN GREEN IN THE NFL

NAME	POS.	TEAM
Jeff Wilson Jr.	RB	Miami Dolphins



QUICK HITTERS

- Prior to the season, HC Eric Morris named OL **Gabe Blair**, DL **Fatafehi Vailea II** and P **Sawyer Evans** team captains for the 2025 season.
- Redshirt freshman QB **Drew Mestemaker** had a historic performance in a win over Charlotte where he set a new UNT school and American Conference record with 608 passing yards.
- The OT wins over WMU and Army gave UNT multiple OT wins in one season for the first time in program history.
- UNT has scored 30+ points in 10 straight games for the first time in program history.
- In the 22 American games in the Morris era, 11 have been decided by one score. UNT is 5-6 in those contests.
- In the win over WMU, UNT came from behind for their first win after trailing by 14+ points at any time in the 2nd half since Oct. 16, 2012 vs. Louisiana. It was the first time in program history UNT won a game despite not leading at any point during regulation.
- UNT had four players with 10+ tackles in the win vs. Army for the first time since a win at Rice Oct. 20, 2021.
- For the second straight season, UNT was met with a large roster turnover with 68 new players on the roster in 2025, the fourth-most in FBS.
- In addition, the portal class of 51 players is the second largest in FBS. Despite this, UNT came into 2025 with 465 career NCAA games started on its roster, the most in the Morris era (2023 - 396, 2024 - 388).
- UNT recorded 4+ rushing touchdowns vs. South Alabama, Army and Wazzu. This marks the first time the Mean Green have scored four or more rushing touchdowns in three consecutive weeks since 1959.

RICE SERIES HISTORY

- Saturday's matchup is the 14th all-time between Rice and UNT with the Mean Green holding an 8-5 record in the series. UNT has won each of the last three meetings in the series including a 21-17 over the Owls in 2022 to clinch a berth in the C-USA Championship game.
- The series dates back to 1988 when UNT played Rice in Houston and won 33-17. The matchup returned in 2008 and was played yearly from 2013-21.
- Rice was dominant in the series early winning four of the first six matchups. The Mean Green have responded, however, posting a 6-1 record in the last seven games.
- UNT and Rice have also played two separate overtime games in 2016 and 2021, both won by North Texas.

THE OFFENSE - STILL ELITE

- UNT enters Saturday's contest as the top scoring offense in FBS, averaging 45.3 points per game this season. North Texas also ranks fifth in the country in total offense, first downs and passing offense.
- The Mean Green have scored 50+ points five times this season in wins over Lamar, Wazzu, UTSA, Charlotte and UAB. UNT is tied with No. 2 Indiana for the most 50+ point games in FBS this season.
- UNT put up 754 yards of total offense against Charlotte, the second-most in a game in program history. North Texas now averages 489.6 yards per game, the fifth-most in FBS.
- UNT has scored 30+ points in 10 straight games for the first time in program history.
- Five different players have scored 5+ TDs, trailing only Indiana and Texas Tech for third-most in the nation.
- UNT had seven different players score a touchdown against Washington St., the most in program history.

COMPLEMENTARY FOOTBALL

- North Texas' 9-1 record can largely be attributed to playing complementary football. The Mean Green are averaging 44.4 points per game in large part to 24 forced turnovers by the UNT defense.
- North Texas' average turnover margin of +1.40 is best in the country while 24 turnovers forced is tied for fourth. The Mean Green trail only Texas Tech with 12 fumbles recovered on the year.
- Of the 24 turnovers forced, the Mean Green have converted 17 into points and 15 into TDs. In addition, 16 different players have contributed with either an interception, a forced fumble or a fumble recovery.
- UNT has scored 111 points off turnovers, tied for the most by any UNT team since 2000. North Texas is averaging 11.1 points off turnovers per game which would break the school record set in 2011 (9.25 PPG).
- UNT forced five turnovers in the first half against Wazzu and converted four of those turnovers into TDs. It was the first time since Oct. 22, 2016 vs. Army that North Texas forced five or more turnovers in a half.
- The last team to lead the FBS in both scoring and turnover margin at the end of a season was in 2008 when the Oklahoma Sooners did it en route to a BCS National Championship game appearance.
- The Mean Green are one of 10 FBS teams that have forced multiple turnovers in 7+ games this season.

I DON'T KNOW ABOUT YOU, BUT WE'RE FEELING 22

- For the first time since Nov. 14, 1959, North Texas earned a spot in the latest AP Top-25 poll coming in at No. 22 in the rankings released on Sunday.
- In its 110 year history, the Mean Green have only been ranked by the AP twice in history prior to this week. UNT earned a ranking in back-to-back weeks of the '59 season and went 1-1 in those two weeks as an AP ranked team with a win over Louisville on Nov. 7 before falling at Tulsa on Nov. 14.
- UNT was ranked in the UPI poll in 1977 from Oct. 15-Nov.14 but never moved into the AP Poll.
- On the flip side, North Texas has faced off with a ranked team 54 times in its history and is 2-53 all-time in those matchups.



THE HAWK HAS LANDED

- Freshman RB **Caleb Hawkins** has burst onto the scene in his first year with the Mean Green, leading the team with 933 rushing yards and 16 touchdowns while also catching 25 passes for 294 yards and three scores. His 19 total TDs is tied for the most in the nation.
- Hawkins is coming off a performance against UAB that saw him rush 27 times for 189 yards and set a school record with five rushing TDs. After that performance, Hawkins was named as one of 10 semifinalists for the Doak Walker Award.
- According to PFF, Hawkins has the highest rushing grade among FBS RBs at 92.8. He is averaging 4.73 yards after contact per rush this season, also the best mark in the nation.
- Hawkins rushed for four touchdowns each in wins over Army and Navy and five against UAB. He joins an exclusive list as just the 10th FBS RBs since 1995 to have 4+ rush TDs in three games in the same season.
- Among freshman RBs, Hawkins leads the nation in rushing yards, rush TDs and rush yards per game.
- Hawkins has 1,277 yards from scrimmage this season. He is the only FBS player to currently have 1,200+ scrimmage yards while having played in just nine games.

FBS PLAYERS - 3 GAMES, 4+ RUSH TDs, SINGLE SEASON

PLAYER	TEAM	SEASON
Ricky Williams	Texas	1998
Luke Staley	BYU	2001
Jason Wright	NW	2003
Ian Johnson	Boise St	2006
Matt Forte	Tulane	2007
Ricky Dobbs	Navy	2009
Kenneth Dixon	LA Tech	2012
Melvin Gordon	Wisconsin	2014
Bryson Daily	Army	2024
Caleb Hawkins	UNT	2025

MESTE(PLAY)MAKER

- Redshirt freshman QB **Drew Mestemaker** has been stellar in first full season as a starter completing 232 of 335 passes (69.4 percent) for 3,000 yards and 23 touchdowns with just four interceptions.
- Mestemaker ranks inside the top-10 among FBS players in pass yards (4th), pass TDs (7th), passing efficiency (7th), total offense (10th), completions (8th) and points responsible for (8th).
- He is the only FBS player this season with 3,000+ passing yards and 69+% completion percentage. He is currently on pace to shatter the school record for completion percentage set by Riley Dodge in 2009 (67.7).
- Mestemaker has also produced on the ground with four rushing touchdowns. He joins Indiana's Fernando Mendoza as one of two FBS QBs with 23+ passing TDs and 4+ rushing scores.
- According to PFF, Mestemaker's 88.4 passing grade rates as the eighth-highest among all FBS QBs.
- Mestemaker was named as a semifinalist for the Shaun Alexander Freshman of the Year award, the Burlsworth Trophy and the Walter Camp Award and is also a part of the Davey O'Brien QB Class of 2025.

AIR TRAFFIC CONTROL

- The UNT defense under first-year defensive coordinator **Skyler Cassidy** has been strong defending the pass all season. The Mean Green are allowing 173.1 passing yards per game this season, good for 17th FBS and tops in the American.
- The current mark would be the second-lowest mark in a season since 1995. The lowest was 171.62 yards per game in 2002 when UNT went undefeated in the Sun Belt and capped the year with a New Orleans Bowl win over Cincinnati.
- North Texas also leads the American in average pass efficiency defense (116.31) and interceptions (12).
- UNT allowed 246.6 passing yards per game in 2024 and have improved that mark by 91.5 yards per game, the third-best pass defense improvement from 2024 to 2025 in FBS (Texas Tech-113.8, Wazzu-101.6).
- Overall, after allowing 460.5 yards per game in 2024 UNT is giving up 375.8 yards per game this year. That 84.7 yard improvement ranks 11th in the nation.

UNT DEFENSE IMPROVEMENT

CATEGORY	2024	2025
Scoring Defense (PPG)	34.2	24.1
Total Defense (YPG)	460.5	375.8
Pass Defense (YPG)	264.6	173.1
Interceptions	11	12
Turnovers Forced	16	24

PARTY LIKE ITS 1959

- North Texas has 9-1 record and is in the AP Poll for the first time since the 1959 season.
- In that season, the Mean Green finished the year 9-2 and won the Missouri Valley Conference title to earn a berth in the Sun Bowl, the third bowl in program history.
- The 1959 season was highlighted by All-American RB Abner Haynes who finished that season seventh in the nation in rushing and fifth in scoring.
- Haynes, who is most well known for joining Leon King as one of the first two African-American players to play football collegiately in the state of Texas, would go on to be one of the best players in AFL history and later have his number retired by both UNT and the Kansas City Chiefs.

50-PIECE CHICKEN MCNUGGETS

- North Texas has now scored 50+ points five times this season, tied with Indiana for the most in the nation.
- The five 50+ point games bests the school record in one season set in 1951 when the Mean Green also did it four times, including three separate 60+ point performances.
- The 50-point performances have contributed to the Mean Green's current streak of 10 consecutive 30+ point games to start the season which is also a program best.

2025 SEASON HONORS

CB DA'VEAWN ARMSTEAD

Preseason 2nd Team All-American Conference (Athlon, Phil Steele)

OL GABE BLAIR

Preseason 1st Team All-American Conference (Athlon)
Preseason 2nd Team All-American Conference (Phil Steele)
CSC Comeback POTY Award Watch List
Preseason Earl Campbell Tyler Rose Award Watch List
DCTF Midseason 1st Team All-Texas

QB COACH SEAN BROPHY

Dave Campbell's Texas Football 40 Under 40

WR MILES COLEMAN

Preseason 2nd Team All-American Conference (Athlon)
Preseason 3rd Team All-American Conference (Phil Steele)

OL JOHNNY DICKSON III

PFF Group of Five Team of the Week (9/29)

P SAWYER EVANS

Preseason 3rd Team All-American Conference (Phil Steele)
Preseason 4th Team All-American Conference (Athlon)

WR SIMEON EVANS

Preseason 3rd Team All-American Conference (Phil Steele)
Preseason 4th Team All-American Conference (Athlon)

LB TREY FIELDS

Preseason 1st Team All-American Conference (CFN)
Preseason 3rd Team All-American Conference (Athlon)
Preseason 4th Team All-American Conference (Phil Steele)

CB DAVID FISHER

Preseason 1st Team All-American Conference (Athlon, CFN, Lindy's, Sports Info)
DCTF Preseason 2nd Team All-Texas
Preseason 3rd Team All-American Conference (Phil Steele)
Preseason Jim Thorpe Award Watch List

S QUINTON HAMMONDS

Preseason 4th Team All-American Conference (Athlon)
DCTF Midseason 2nd Team All-Texas
American Conference Defensive POTW (11/3)
Bronco Nagurski National Defensive POTW (11/4)

**2025 SEASON HONORS****RB CALEB HAWKINS**

American Conference Offensive POTW (9/22)
 247Sports True Freshman of the Week (9/22)
 American Conference Offensive POTW HM (9/29)
 Earl Campbell Tyler Rose Award HM (9/29)
 Shaun Alexander Freshman of the Year Watch List
 DCTF Midseason 2nd Team All-Texas
 Earl Campbell Tyler Rose Award HM (11/3)
 Doak Walker National RB of the Week (11/4)
 Earl Campbell Tyler Rose Award HM (11/17)
 American Conference Offensive POTW (11/17)
 Doak Walker Award Semifinalist

DE BRICEON HAYES

Preseason 2nd Team All-American Conference (Athlon)
 Preseason 3rd Team All-American Conference (Phil Steele)
 Shrine Bowl 1,000 Watchlist

S EVAN JACKSON

Preseason 2nd Team All-AAC (CFN)
 Preseason 3rd Team All-AAC (Athlon)

OL KEON JOHNSON

Go Bowling Military Bowl STEM Scholar-Athlete

S WILL JONES II

Preseason 1st Team All-American Conference (Phil Steele)
 Jason Witten Man of the Year Watch List

RB MAKENZIE MCGILL II

Preseason 3rd Team All-American Conference (Athlon)
 Preseason Doak Walker Award Watch List
 American Conference POTW Honor Roll (9/8)

QB DREW MESTEMAKER

Earl Campbell Tyler Rose Award HM (9/3)
 Earl Campbell Tyler Rose Award HM (9/15)
 Shaun Alexander Freshman of the Year Watch List
 Davey O'Brien Award Midseason Watch List
 Davey O'Brien Award Great 8 (10/20, 10/27)
 Burlsworth Trophy National Walk-On of the Week (10/20, 10/27)
 Earl Campbell Tyler Rose Award HM (10/20)
 Manning Award Watch List
 AP National Player of the Week (10/27)
 American Conference Offensive POTW (10/27)
 Manning Award Starts of the Week (10/27)
 Davey O'Brien Award QB of the Week (10/27)
 Shaun Alexander Award Freshman of the Week (10/27)
 Earl Campbell Tyler Rose Award POTW (10/27)
 Shaun Alexander Freshman of the Year Semifinalist
 Davey O'Brien Award Semifinalist
 Walter Camp Award Semifinalist
 Burlsworth Trophy Award Semifinalist

OL BRAYDON NELSON

Preseason 1st Team All-American Conference (Lindy's)
 Preseason 3rd Team All-American Conference (Athlon)

LINEBACKER CORE

- The UNT LB room has been one of the best in the nation, led by **Ethan Wesloski** and **Trey Fields**.
- Per PFF, North Texas has two of the top-10 rated LBs in the country Wesloski (90.3) has the third-highest grade while Fields (84.4) ranks 10th. No other program has two players inside the top-10.
- Fields leads the team with 74 tackles (t-9th, American) while Wesloski has 71 (12th, American). UNT is one of 14 FBS programs with two LBs with 70+ tackles.
- Wesloski has 7.5 tackles for loss, tied for the fifth-most among American LBs He is also one of four players in the league with 70+ tackles, an interception, a forced fumble and a fumble recovery.
- Fields has recovered three fumbles, tied for second-most in the nation, and has missed just three tackles on the year. He has missed just 4.1% of his tackles this season, the third-best rate among FBS LBs.

GET IN THE ZONE

- After finishing 2024 converting just 75 percent of red zone chances into scores (119th in FBS), the red zone offense has flipped the switch this season with 55 scores in 59 total chances (93.2%, 12th in FBS).
- North Texas leads FBS in RZ TDs with 46 and is tied with Ole Miss for the most red zone scores with 55.
- UNT's 93.2 percent score rate leads the nation among teams who have been inside the RZ 51+ times.
- The North Texas defense has set the offense up for success as well. Of the 24 turnovers forced, nine resulted in a starting field position inside the red zone. All nine resulted in scores with eight being TDs.
- Against Washington State, UNT finished a perfect 9-for-9 in the red zone including eight red zone TDs.

IN THE "HUDDLE"STON

- Sophomore DL **Keviyann Huddleston** has been wreaking havoc in the backfield for the Mean Green, leading the team in both TFLs and sacks.
- A transfer from TCU, Huddleston has 21 total tackles on the year with nearly half going for loss. His 8.5 TFLs and 5.0 sacks both rank inside the top-six in the American.
- He has been on a tear of late posting 4.5 TFLs and 2.5 sacks in UNT's current four-game win streak.
- He is coming off the best game of his career in the win over UAB with five tackles, 2.0 TFLs and a sack.

FOREVER YOUNG

- WR **Wyatt Young** is the leading pass catcher for UNT with 48 catches for 781 yards and eight TDs.
- Young has flourished in the last five games combining for 35 receptions 566 yards and five TDs while also rushing for another. His 566 receiving yards in that span is the third-most in FBS.
- Young's eight receiving touchdowns is tied for 10th in the country and leads the American. He is also third in the league in receiving yards and seventh in yards per reception.
- In the win over Charlotte, Young caught nine passes for 190 yards and a TD. It was the most receiving yards by a UNT player this season and the 15th-most in program history.
- With two more TD catches, Young will extend UNT's current streak to four straight seasons with a player having at least 10+ receiving TDs. UNT and Ohio St. would be the only two FBS programs with that distinction.

OFFENSIVE MASTERMIND

- UNT head coach **Eric Morris** is one of the top offensive minds in the country, proven by a stellar track record over 12 seasons as an offensive coordinator and head coach.
- In each of his first three seasons at the helm, North Texas offense ranked inside the top six in total offense (2023-6th, 2024-3rd), inside the top 12 in passing (2023-12th, 2024-4th) and inside the top 25 in scoring (2023-21st, 2024-23rd). UNT is inside the top five in all three categories this season.
- Since becoming the OC at Texas Tech in 2013 Morris has led an offense that finished inside the top 25 (FBS or FCS) in scoring nine times in 12 years. UNT leads the country in scoring in 2025.
- Morris has led offenses that finished in the top-10 in total offense nine times, including the top FBS offense (TTU) in 2016 and the top FCS offense (UIW) in the nation in 2020. UNT is fifth in total offense this season.
- Morris-led offenses have been dominant through the air as eight of Morris' first 12 years as an OC or HC have resulted in a top-five passing offense in the country. The Mean Green rank fifth in passing offense.
- In Morris' 35 games as head coach at North Texas, the offense has eclipsed 500 yards on 16 occasions, the second-most of any head coach in UNT history (Seth Littrell, 23 in 88 games).
- For perspective, North Texas had just 20 games with 500+ yards of total offense in the five seasons prior to Morris' arrival. UNT is 12-4 when surpassing 500 yards of offense under Morris.

MORRIS OFFENSIVE TEAM RANKINGS (OC & HC)

YEAR	TEAM	SCORE	TOTAL	PASS	YEAR	TEAM	SCORE	TOTAL	PASS
2013	TTU (OC)	24th	8th	2nd	2020	UIW (HC)*	3rd	1st	3rd
2014	TTU (OC)	55th	10th	5th	2021	UIW (HC)*	4th	6th	5th
2015	TTU (OC)	2nd	2nd	2nd	2022	WSU (OC)*	79th	93rd	44th
2016	TTU (OC)	5th	1st	1st	2023	UNT (HC)	21st	6th	12th
2017	TTU (OC)	23rd	16th	9th	2024	UNT (HC)	23rd	3rd	4th
2018	UIW (HC)*	25th	9th	4th	2025	UNT (HC)	2nd	5th	6th
2019	UIW (HC)*	42nd	33rd	19th					



JUST THE THIRD TIME IN 110 SEASONS

- In the 110 year history of UNT football, the Mean Green have started a season with a 9-1 record just twice previously in 1959 and 1947.
- In 1947 North Texas posted a 10-2 final record while winning the Lone Star Conference title. UNT would go on to play in the Salad Bowl to close that season.
- UNT has posted just two 10-win seasons in its history. Once in 1947 and the other coming in 1977 after the Mean Green finished the year 9-2 but had the record changed to 10-1 after a forfeit by Mississippi State.

BIG MEN UP FRONT

- After starting 10 different offensive line combinations in 13 games a season ago, North Texas has solidified the OL in 2025 with **Braydon Nelson** (LT), **Gabe Blair** (LG), **Tay Yanta** (C), **Johnny Dickson III** (RG) and **Jimto Obidegwu** (RT) as the starting OL in seven of its 10 games.
- Per PFF, UNT has two of the top-six rated OL in The American in Blair (4th, 78.7) and Nelson (6th, 76.7).
- Blair is the leader up front. After missing the 2024 season due to injury, Blair is back to his strong play with the third-highest run blocking grade in the American. The 2023 Second Team All-American Conference selection has started 45 straight games on the offensive line in his career.
- At tackle, Nelson leads the way after a stellar freshman campaign that landed him on the PFF All-True Freshman team in 2024. He earned a spot PFF G5 Team of the Week on Oct. 20 (Overall Grade: 75.7).
- Yanta and Dickson, meanwhile, have been steady leaders in the interior with 690+ total snaps apiece this season, all at C and RG, respectively. Yanta has allowed just five total pressures through 10 games.
- Obidegwu at RT has been stellar as well. On his 411 snaps, Obidegwu has not allowed a sack this season.

ON THE NATIONAL STAGE

- The 2024 and 2025 seasons have put North Texas on the national stage in a way never seen before in program history.
- The Mean Green played seven of their 13 games on linear TV a season ago, including being featured on ESPN for the First Responder Bowl. The previous record for most linear broadcasts for the Mean Green was five set in 2023.
- The trend has continued in 2025 as eight of the 12 broadcasts are on linear networks to set a new program best, including Saturday's game on ESPNU against Rice and a Black Friday matchup with Temple on ESPN.
- UNT has now played four home games on ESPN2 (Tulane and Army, 2024 | USF and Navy, 2025) in the last two seasons. The Mean Green had not had a Saturday home game on ESPN2 prior to the 2024 season.

ONE FOR THE RECORD BOOKS

- Mestemaker had one of the best passing performances in the history of UNT football in the win over Charlotte going 37 of 49 for a school record 608 yards and four touchdowns.
- Along with being a program record, the 608 passing yards were the most in American Conference history, second-most among freshmen in FBS history, 16th-most in the history of FBS and most of any player in 2025.
- Mestemaker became just the second FBS QB with 600+ passing yards and 75% completion percentage in a game, joining Geno Smith who did it against Baylor on Sept. 29, 2012.
- For his efforts, he raked in weekly awards becoming the first UNT player since 1975 to earn AP National POTW.
- He also was named the Shaun Alexander National Freshman of the Week, landed on the Davey O'Brien Award Great 8 list and was a Manning Award Star of the week among many other accolades.

KICKIN' IT WITH KALI

- Sophomore K **Kali Nguma** has had a strong start to his UNT career kicking for the Mean Green.
- He has hit 11 of his 12 FG attempts this season, including a season-best 46-yarder in the win over UAB. Nguma went 11 for 16 in field goals and matched a school record by going a perfect 55 for 55 in extra points in 2024.
- Nguma is a perfect 54-for-54 in XPs this season to push his career total to 109, good for fourth-most in program history.
- In the extra point category, UNT kickers have still not missed a PAT in three seasons under Eric Morris. Kickers have combined to connect on 143 consecutive PATs dating back to Oct. 29, 2022 against WKU.

CAREER PAT KICKS MADE LEADERS				
PLAYER	SEASONS	XPA	XPM	
1. Ethan Mooney	2018-22	177	175	
2. Trevor Moore	2014-17	154	154	
3. Nick Bazaldua	2002-05	126	116	
4. Kali Nguma	2024-Pres.	109	109	

NARROW MARGINS IN THE AMERICAN

- In the first 22 league games in the American for North Texas, half (11) have been decided by one score. UNT is now 5-6 in those games after knocking off Army 45-38 in the conference opener. The Mean Green went 2-2 in one-score games in 2024 and 2-4 in 2023.
- The 2023 schedule, Morris' first season at UNT, was littered with close matchups as it finished with eight games decided by one score or less, matching a program record for one-score games set in 1937.
- In total, the Mean Green have played 15 one-score games in less than three years under Coach Morris. UNT is 7-8 in those contests, but a perfect 2-0 this season.

PFF Group of Five Team of the Week (10/20)

2025 SEASON HONORS

OL JIMTO OBIDEGWU

Preseason 4th Team All-American Conference (Phil Steele)

WR LANDON SIDES

Allstate AFCA Good Works Team

WR BARON TIPTON

The Athletic's 2025 Freak List (No. 93)

DL FATAFEHI VAILEA II

Preseason 1st Team All-American Conference (Phil Steele)

Preseason 3rd Team All-American Conference (Athlon)

Polynesian POTY Award Watch List

LB ETHAN WESLOSKI

Preseason 4th Team All-American Conference (Athlon)

PFF Group of Five Team of the Week (9/1)

LB SHANE WHITTER

American Conference DPOW (9/15)
PFF National Team of the Week (9/14)

DCTF Midseason 1st Team All-Texas

TE TRE WILLIAMS III

Preseason 3rd Team All-American Conference (Phil Steele)

The Athletic's 2025 Freak List (No. 77)

WR WYATT YOUNG

Earl Campbell Tyler Rose Award HM (10/20)
Earl Campbell Tyler Rose Award HM (10/27)
PFF National Team of the Week (11/17)

UNT RECORD BREAKDOWN

Current Streak	W4
Current Home Streak	W2
Current Away Streak	W5
Last Win	53-24, at UAB (11/15/25)
Last Home Win	31-17, vs. Navy (11/1/25)
Last Away Win	53-24, at UAB (11/15/25)
Last Loss	63-36, vs. USF (10/10/25)
Last Home Loss	63-36, vs. USF (10/10/25)
Last Away Loss	48-27, at UTSA (11/15/24)

MORRIS BY THE NUMBERS

	2025	Under Morris
Home	5-1	11-7
Road	4-0	9-7
Neutral	0-0	0-1
Day Games	7-0	10-5
Night Games	2-1	4-3
vs. AP Ranked Opponents	0-1	0-3
August	1-0	2-0
September	4-0	9-3
October	2-1	4-6
November	2-0	5-5
December	0-0	0-0
January	0-0	0-1
One-Score Games	2-0	7-8
Score < 20 Points	0-0	0-1
Score 20+ Points	9-1	20-14
Score 30+ Points	9-1	19-5
Score 40+ Points	6-0	14-2
Opponent Scores < 20 Points	4-0	7-1
Opponent Scores 20+ Points	5-1	13-14
Opponent Scores 30+ Points	2-1	7-13
Opponent Scores 40+ Points	0-1	1-10
Leading at the Half	7-0	15-2
Trailing at the Half	1-0	4-12
Tied at the Half	1-1	1-1
Leading After 3 Quarters	8-0	17-0
Trailing After 3 Quarters	1-1	3-15
Tied After 3 Quarters	0-0	0-0
Scoring First	6-1	11-5
Opponent Scores First	3-0	9-10
Running More Plays Than Opponent	4-0	11-8
Opponent Runs More Plays	4-1	8-7
Same Number of Plays	1-0	1-0
Committing More Turnovers	1-1	4-11
Winning Turnover Margin	6-0	10-2
Turnovers Are Even	2-0	6-2
Committing At Least Two Turnovers	1-1	3-12
Winning Time of Possession	3-1	9-3
Opponent Wins Time of Possession	6-0	11-12
Running 70 or More Offensive Plays	4-1	14-8
Running < 70 Offensive Plays	5-0	6-7
Rushing For 150 Yards or More	7-0	16-7
Rushing For Less Than 150 Yards	2-1	4-8
Rushing For 200 Yards or More	3-0	10-4
Passing For 200 Yards or More	8-1	19-14
Passing For Less Than 200 Yards	0-0	0-1
Passing % Is Over 55%	7-1	17-13
Passing % Is Less Than 55%	2-0	3-2
3rd Down Conversions is > 40%	6-1	11-6
3rd Down Conversion is < 40%	3-0	9-9
Third Down Conversion is 40%	0-0	0-0
More Total Yards Than Opponent	8-0	17-5
Opponent Gains More Total Yards	1-1	3-10

IN THE SECONDARY

- As is the case for a majority of the defense, the secondary is improved in 2025 thanks to the return of key contributors along with an influx of transfer portal impact players.
- The secondary has certainly stood out allowing just 173.1 passing yards per game this season, good for 17th in FBS and first in the American.
- Safeties **Evan Jackson**, **Patrick Smith-Young** and **Will Jones II** have all seen significant action while the nickel position has seen stellar play from **Quinton Hammonds**.
- Hammonds had best game of his career against Navy where he had a pair of key interceptions along with four tackles to earn American Conference and Bronco Nagurski National Player of the Week honors.
- At CB, Sam Houston transfers **David Fisher** and **Da'Veawn Armstead** have had strong starts to the 2025 season. The duo has combined for 66 tackles, 5.5 TFLs, two INT, and 11 PBUs on the year.
- Jones II has started all 10 games for UNT this season and he has two INTs, forced two fumbles and recovered a pair of fumbles as well. He joins Texas Tech's Jacob Rodriguez and Miami's Jakobe Thomas as one of just three FBS players with multiple INTs, FF and FR this season.
- Smith-Young returned to Denton after a one year hiatus at ODU. In 2023 at UNT, Smith-Young appeared in 12 games with seven starts and was second on the team with 77 tackles. This season his 51 tackles is the most among non-LBs on the UNT defense.

RUNNING INTO THE ENDZONE, LITERALLY

- On the ground this season, North Texas has already broken a school record that had stood since 1951.
- The Mean Green have 35 rushing TDs this season as a team, shattering the record of 33 that had been the program's best since the '51 season.
- The 35 rushing scores is tied with Navy for the most in the country.
- Hawkins leads the way with 15 rush TDs while McGill and Sibley have five each and Mestemaker has four of his own. UNT joins Memphis, USC, Utah, NC State and Indiana as one of only six teams in FBS with four different players with 4+ rushing scores.
- UNT has rushed for 2+ touchdowns in every game this season. The streak is now up to 12 straight games dating back to last season's matchup with East Carolina on Nov. 23, 2024.

REPLACING THE CAPTAIN

- Senior team captain DL **Fatafehi Vailea II** suffered a season-ending injury near the end of the Army game that has required multiple defensive linemen to step up in his absence.
- Sophomore transfer DL **Saadiq Clements** has stepped into Vailea's starting position and performed masterfully with 22 tackles, 5.5 TFLs, a forced fumble and 1.5 sack in six games since the injury. Clements posted the best game of his collegiate career with seven tackles, 2.0 TFLs and a sack against USF.
- DL **Keviyan Huddleston**, another transfer, has also stepped up in a big way with 5.0 sacks, 8.5 TFLs and a fumble recovery in 10 games in a Mean Green uniform. He added another sack in the win over UAB.
- The unsung hero on the DL is senior **Richard Outland Jr.** who transferred to UNT from Sam Houston with the Mean Green defensive coaching staff. Outland has started every game at DT this season.

FROM ZERO TO HERO

- A former walk-on zero-star recruit, Mestemaker served as the backup quarterback and played safety while also punting throughout his high school career at Vandegrift HS. Prior to coming to UNT, he had not started a game at QB since his freshman year in HS on the B-team in 2020.
- Through his final three years at Vandegrift, the walk-on QB served as the backup to now-Louisville QB Duece Adams in 2023 and Baylor baseball catcher Brayden Buchanan in 2022 and 2021.
- Despite the lack of recruiting pedigree, Mestemaker won the backup QB job and earned his first career start in the SERVPRO First Responder Bowl last season.
- He put in a stellar performance in the bowl game that saw him rack up 448 yards of total offense, tied for the most of any player in the 2024-25 bowl cycle. He finished 26 of 41 for 393 yards and two touchdowns while rushing nine times for 55 yards, including a 70-yard TD run.
- Mestemaker's 393 passing yards were the second-most by a QB in his starting debut since 2000 in program history while his 55 rushing yards was the fourth-most in that span.

UNT UNIFORM TRACKER

In partnership with Nike, the UNT football program will unveil a large number of uniform combinations throughout the 2025 season.

Date	Opponent	Helmet	Jersey	Pants	Date	Opponent	Helmet	Jersey	Pants
8/30	Lamar	White	Green	Green	10/18	UTSA	Green	Green	Green
9/6	WMU	Green	Green	Green	10/24	Charlotte	Green	White	Green
9/13	Wazzu	White	Green	Green	11/1	Navy	Green	Green	Green
9/20	Army	Green	White	Green	11/15	UAB	White	White	White
9/27	USA	White	Green	Green	11/22	Rice			
10/10	USF	Black	Black	Black	11/29	Temple			

SPREAD THE WEALTH

- North Texas has a plethora of options in the passing game this season with 17 different players recording at least once catch while eight different players have 100+ receiving yards.
- In the win over Charlotte, UNT had three receivers eclipse the century mark in **Wyatt Young** (190), **Cameron Dörner** (117) and **Landon Sides** (114). It is just the second time in program history that has happened joining the contest vs. Navy on Nov. 10, 2007, when Casey Fitzgerald, Korey Washington and Sam Dibrell all hit 100 yards or more through the air.
- Young leads the Mean Green in receptions, yards and touchdowns with 48 catches on 781 yards and eight TDs. He has tallied 100+ receiving yards in three of his last four games.
- Dörner, meanwhile, is second on the team with 38 catches for 617 yards and five scores. He is the No. 14 ranked WR in the nation according to PFF (84.1) and does not have a drop this season.
- **Landon Sides** is the team's third-leading WR with 24 catches for 346 yards and a TD.
- TE **Tre Williams III** has been stellar at tight end as well with 22 catches for 251 yards and three TDs. Among American TEs, he ranks sixth in receiving yards, fourth in receptions and tied for third in TDs.
- The Mean Green have had eight or more players catch at least one pass in 32 of the 35 games of the Morris era, including a program record 15 different pass catchers vs. Wazzu.

WALK(ING)-ON SUNSHINE

- The UNT two-deep features a total of five players who were former walk-ons, including QB **Drew Mestemaker**, RB **Makenzie McGill II**, OL **Keon Johnson**, S **Quinton Hammonds** and K **Kali Nguma**.
- Mestemaker is the leader of the offense and was named one of 10 semifinalist for the Marty Burlsworth Award, given each year to the top former or current walk-on in FBS.
- McGill II, a former walk-on from Mount Vernon HS, has been a touchdown machine for the Mean Green over the last two seasons. He has totaled 859 yards and 15 touchdowns on the ground in his career.
- Hammonds was originally recruited as a wide receiver, but made the move to safety during fall camp of the 2024 season. He has played in all 23 games of his career with 13 starts, totaling 97 tackles, 6.5 TFLs, a sack, three interceptions, a forced fumble and six PBUs.
- Nguma took over the starting place kicker role last season and has been solid, converting 78.6% of his career field goal attempts. He ranks fourth in career PATs at UNT having made all 109 attempts thus far.

JUST LIKE HE DREW IT UP

- Among the 136 FBS schools, Mestemaker was one of only 11 starting quarterbacks from the 2024 recruiting class won the starting QB job for the season opener in 2025.
- Of those 11 starters, eight were ranked inside the top 25 QBs in the class by 247.
- In addition, Mestemaker is the only one of that group to not be ranked by any of the major services and the only former walk on to earn the starting job.

FBS QBS TO WIN STARTING JOBS IN 2025 FROM 2024 RECRUITING CLASS

PLAYER	TEAM	247 QB RANKING	2025 STATS
DJ Lagway	Florida (3-7)	#1 (5-Star)	187-296, 1,980 Yds, 12 TD, 13 INT
Dylan Raiola	Nebraska (7-3)	#2 (5-Star)	181-250, 2,000 Yds, 18 TD, 6 INT
Julian Sayin	Ohio State (10-0)	#3 (5-Star)	226-282, 2,675 Yds, 25 TD, 4 INT
CJ Carr	Notre Dame (8-2)	#6 (4-Star)	173-257, 2,487 Yds, 21 TD, 6 INT
Hauss Hejny*	Oklahoma State (1-9)	#12 (4-Star)	5-10, 96 Yds, 1 TD, 0 INT
Demond Williams Jr.	Washington (7-3)	#19 (4-Star)	199-274, 2,508 Yds, 17 TD, 5 INT
Drake Lindsey	Minnesota (6-4)	#23 (3-Star)	190-307, 1,881 Yds, 11 TD, 6 INT
CJ Bailey	NC State (5-5)	#24 (3-Star)	220-317, 2,531 Yds, 19 TD, 9 INT
Brad Jackson	Texas State (4-6)	#106 (3-Star)	189-270, 2,568 Yds, 14 TD, 6 INT
Micah Alejado	Hawai'i (7-3)	#126 (3-Star)	221-336, 2,380 Yds, 18 TD, 7 INT
Drew Mestemaker	North Texas (9-1)	NR (NR)	232-335, 3,000 Yds, 23 TD, 4 INT

SKY'S THE LIMIT

- In the offseason, North Texas brought in Defensive Coordinator **Skyler Cassity** after a successful one-year stint in the same role at Sam Houston.
- In 2024, Cassity led Sam Houston's 11th-ranked pass defense while forcing 22 turnovers, the 16th-most in FBS in 2024. The Bearkats were also one of only four Group of Five teams to give up 20.0 points per game or less last season.
- Upon arrival at Sam Houston, Cassity inherited a 3-9 defense which he immediately turned into a 9-3 team for 2024. The program became bowl eligible for the first time.
- The Bearkats ranked eighth in possession stop rate at 73.8%, 14th in red zone defense and 12th fourth-down defense. In CUSA, Cassity's defense was top five in every category and led the league in scoring defense, passing defense, passing defensive efficiency, red zone defense and interceptions.
- Prior to Sam Houston, Cassity spent two seasons, 2022-23, as Abilene Christian's defensive coordinator.

RANKING COMPARISON

Category	UNT		RICE	
	Value	RK	Value	RK
Total Offense	489.6	5	308.1 ..	119
Rush Offense.....	182.3	38	211.1	16
Pass Offense.....	307.3	5	97.0	133
Team Pass Eff.	164.44 ..	10	132.43..	72
Scoring Offense.....	45.3	1	21.1	110
Total Defense.....	375.8	76	362.0	60
Rush Defense.....	202.7 ..	129	144.4	59
Pass Defense	173.1	17	217.6	67
Team Pass Eff. D.....	116.31 ..	24	133.89..	174
Scoring Defense.....	24.1	70	27.9	88
Turnover Margin	1.40	1	-0.10	79
3rd Down Conv Pct.....	47.6	18	35.8	103
4th Down Conv Pct.....	68.2	18	57.1	62
3rd Down Conv Pct D.....	44.5	118	45.4	123
4th Down Conv Pct D.....	60.0	97	40.0	20
Red Zone Offense	93.2	12	91.7	20
Red Zone Defense	81.3	45	100.0 ..	134
Net Punting.....	38.8	80	39.9	63
Punt Return Avg	4.1	118	4.3	116
Kickoff Return Avg	22.8	34	18.1	104
First Downs Offense	258	5	173	118
First Downs Defense	194	61	186	46
Fewest Penalties/Game	5.50	38	4.70	19
Fewest Pen. Yds/Game.....	44.7	31	49.9	46
Time of Possession	28:53 ..	100	32:34	13

TOP 25 FBS PLAYER RANKINGS

PLAYER - CATEGORY	VALUE	RK
Drew Mestemaker - Completion %	69.3	14th
Drew Mestemaker - Completions PG	23.2	8th
Drew Mestemaker - Passing Effic.	164.7	7th
Drew Mestemaker - Passing TDs	23	7th
Drew Mestemaker - Passing Yards	3,000	4th
Drew Mestemaker - Passing YPG	300.0	4th
Drew Mestemaker - Points For	168	8th
Drew Mestemaker - Points For/Game	16.8	7th
Drew Mestemaker - Total Offense	305.6	10th
Drew Mestemaker - Yards Per Attempt	8.96	13th
Drew Mestemaker - Yards Per Comp.	12.9	25th
Caleb Hawkins - All-Purpose YPG	136.33	6th
Caleb Hawkins - Rushing TDs	16	2nd
Caleb Hawkins - Rushing Yards	933	15th
Caleb Hawkins - Scoring PG	12.7	1st
Caleb Hawkins - Points Scored	114	1st
Caleb Hawkins - Total TDs	19	1st
Caleb Hawkins - Rush Yards PG	103.7	8th
Caleb Hawkins - Yards Per Carry	6.30	14th
Wyatt Young - Receiving TDs	8	10th
Wyatt Young - Receiving Yards	781	21st
Wyatt Young - Receiving Yards PG	78.1	24th
Trey Fields - Fumbles Recovered	3	2nd
Will Jones II - Fumbles Recovered	2	7th
Kali Nguma - Field Goal Percentage	91.7	14th
Kali Nguma - Points Scored	87	21st
Kali Nguma - Scoring PG	8.7	21st
Simeon Evans - Kickoff Returns	27.3	14th

UNT TEAM CAPTAINS

DATE	OPPONENT	CAPTAINS
8/30	Lamar	Gabe Blair Sawyer Evans Fatafehi Vailea II
9/6	at Western Michigan	Sawyer Evans Drew Mestemaker Zhailen Scott Ethan Wesloski
9/13	Washington State	Gabe Blair Sawyer Evans Fatafehi Vailea II
9/20	at Army	Gabe Blair Sawyer Evans Desmond Magiya Jaden Manning Shane Whitter
9/27	South Alabama	Gabe Blair Sawyer Evans David Fisher
10/10	USF	Gabe Blair Sawyer Evans Wyatt Young
10/18	UTSA	Gabe Blair Sawyer Evans
10/24	at Charlotte	Ethan Day Sawyer Evans Briceon Hayes
11/1	Navy	Gabe Blair Sawyer Evans Wyatt Young
11/15	at UAB	Sawyer Evans Quinton Hammonds Baron Tipton
11/22	at Rice	
11/29	Temple	

PLAYERS WITH COLLEGE DEGREES

North Texas has 14 players on the roster who have already received their college degrees.

- Gabe Blair
- Sawyer Evans
- Trey Fields
- Grant Gainer
- Briceon Hayes
- Tyrese Hunt-Thompson
- Will Jones
- Jackson Lataimua
- Larry Moore
- Ugonna Nnanna
- Richard Outland
- Reese Poffenbarger
- Fatafehi Vailea (June)
- Shane Whitter
- Tay Yanta

BEARKATS ➡ MEAN GREEN

- In the offseason DC Skyler Cassity helped bring seven players from Sam Houston in the transfer portal, six of which are on the defensive side of the ball.
- The additions are CB **Da'Veawn Armstead**, LB **S'Maje Burrell**, LB **Trey Fields**, CB **David Fisher**, DL **Briceon Hayes** and DL **Richard Outland Jr.** who have all been strong contributors to the UNT defense this season. WR **Simeon Evans** also came to UNT after spending three seasons at Sam Houston.
- All seven additions appear on the two-deep and have started at least nine of the 10 games for the Mean Green in 2025.
- Along with the seven players, Cassity also brought over his entire defensive staff from Sam Houston while adding nickels coach **Jordan Malone** to the mix.
- In total, the seven Sam Houston transfers have combined for 283 games played with 131 combined starts.

QUARTERBACK WHISPERER

- UNT head coach Eric Morris has had a knack for finding under-the-radar talent at the quarterback position and turning them into elite players at their position.
- In his time coaching, Morris has had the opportunity to recruit and mentor future NFL quarterbacks **Case Keenum** (Houston, 2010-11), **Baker Mayfield** (Texas Tech, 2013), **Davis Webb** (Texas Tech, 2013-15), **Patrick Mahomes** (Texas Tech, 2014-16) and **Cam Ward** (UIW, 2020-21)
- Of the top quarterbacks listed above, none of them were ranked higher than a three star as a recruit by any of the major services, highlighted by providing the only collegiate offer to Heisman finalist and future 2025 NFL No. 1 overall pick Cam Ward.
- Also of note, when Morris was the offensive coordinator at Washington State he extended the only P4 offer to now Oklahoma QB John Mateer out of High School.

NFL QUARTERBACKS RECRUITED/COACHED BY ERIC MORRIS

QUARTERBACK	HS RECRUITING RANKING	NFL DRAFT	CURRENT NFL TEAM
Case Keenum (UH)	Two-Star, #1769 National	Undrafted	Chicago Bears
Baker Mayfield (TTU)	Three-Star, #1021 National	1st Round, #1 Overall	Tampa Bay Buccaneers
Davis Webb (TTU)	Three-Star, #503 National	3rd Round, #87 Overall	Denver Broncos (QB Coach)
Patrick Mahomes (TTU)	Three-Star, #389 National	1st Round, #10 Overall	Kansas City Chiefs
Cam Ward (UIW)	Zero Star, Unranked National	1st Round, #1 Overall	Tennessee Titans

* HS recruiting ranking listed per 247 composite

STONE COLD CELEBRATION

- Starting in 2023, when the defense creates a turnover a "Stone Cold" celebration begins on the sidelines.
- In honor of WWE Superstar Steve Austin, who played linebacker and defensive end at North Texas in the 1980s, players bang together two bottles of water while holding a wrestling belt to mimic the famous celebration of "Stone Cold" Steve Austin.
- In the 2025 win over Army, a video of Keviyen Huddleston's fumble recovery celebration generated over 10 million views on social media over the first 24 hours after posting. "And that's the bottom line."

GETTING IT DONE IN THE CLASSROOM

- As they have been throughout Eric Morris' tenure, the Mean Green have excelled in the classroom.
- In the spring 2025 semester, UNT posted a team GPA of 3.252. It was the second-highest semester GPA in program history and the highest spring semester team GPA in program history.
- Additionally, 14 players have on the roster have already received their college degrees.
- **Simeon Evans** has been a standout in the classroom with a 3.82 cumulative GPA and earned the honor of being named UNT's nominee for the prestigious Campbell Trophy, given each year to the FBS player who stands out the most in both the classroom and on the field.

MESTIE'S BESTIE

- Starting QB **Drew Mestemaker** and WR **Miles Coleman** have had a connection going back to their respective youth leagues when they played together in Austin, Texas.
- The duo continued the friendship on and off the field into high school where they played together at Vandegrift HS in Northwest Austin, Texas. Their senior year in 2023, the Vipers went 10-0 in the regular season and won the 6A District 25 title.
- Now together on the field again, Coleman and Mestemaker have continued that connection. In seven games together in the starting lineup, they have connected 39 times for 448 yards and two TDs.



2025 AMERICAN FOOTBALL STANDINGS



SCHOOL	CONF	CPCT.	OVERALL	PCT.	HOME	AWAY	NEUTRAL	STREAK	COMPOSITE COMPUTER RANKINGS
NAVY	6-1	.857	8-2	.800	6-0	2-2	0-0	W1	48.0 (42 SP+, 39 ESPN SOR, 49 KPI)
UNT	5-1	.833	9-1	.900	5-1	4-0	0-0	W4	20.0 (17 SP+, 21 ESPN SOR, 15 KPI)
TULANE	5-1	.833	8-2	.800	5-0	3-2	0-0	W2	33.3 (37 SP+, 24 ESPN SOR, 18 KPI)
ECU	5-1	.833	7-3	.700	5-1	2-2	0-0	W4	25.5 (12 SP+, 31 ESPN SOR, 22 KPI)
USF	4-2	.667	7-3	.700	5-0	2-3	0-0	L1	37.3 (36 SP+, 61 ESPN SOR, 35 KPI)
MEMPHIS	4-3	.571	8-3	.727	4-1	4-2	0-0	L2	34.8 (27 SP+, 41 ESPN SOR, 38 KPI)
ARMY	3-3	.500	5-4	.556	2-2	3-2	0-0	W2	80.5 (73 SP+, 75 ESPN SOR, 89 KPI)
TEMPLE	3-3	.500	5-5	.500	2-3	3-2	0-0	L2	89.5 (89 SP+, 97 ESPN SOR, 81 KPI)
UTSA	3-3	.500	5-5	.500	3-1	2-4	0-0	W1	92.5 (97 SP+, 105 ESPN SOR, 101 KPI)
FAU	3-4	.429	4-6	.400	3-1	1-5	0-0	L1	86.8 (85 SP+, 85 ESPN SOR, 74 KPI)
RICE	2-4	.333	5-5	.500	3-3	2-2	0-0	W1	104.8 (107 SP+, 104 ESPN SOR, 95 KPI)
UAB	1-5	.167	3-7	.300	3-2	0-5	0-0	L3	115.0 (114 SP+, 115 ESPN SOR, 106 KPI)
TULSA	0-6	.000	3-7	.300	2-3	1-4	0-0	W1	120.8 (125 SP+, 122 ESPN SOR, 121 KPI)
CLT	0-7	.000	1-9	.100	1-5	0-3	0-1	L7	134.8 (134 SP+, 134 ESPN SOR, 135 KPI)

NOTE: Rankings for TR116 SOR are not available publicly but are included in composite scores above

REMAINING SCHEDULES/TIEBREAK POLICIES

ARMY

at UTSA (11/29)
vs. Navy (12/13)*

CHARLOTTE

at Georgia (11/22)
at Tulane (11/29)

EAST CAROLINA

at UTSA (11/22)
at Florida Atlantic (11/29)

FLORIDA ATLANTIC

UConn (11/22)
East Carolina (11/29)

MEMPHIS

Navy (11/27)

NAVY

at Memphis (11/27)
vs. Army (12/13)*

NORTH TEXAS

at Rice (11/22)
Temple (11/28)

RICE

North Texas (11/22)
at South Florida (11/29)

SOUTH FLORIDA

at UAB (11/22)
Rice (11/29)

TEMPLE

Tulane (11/22)
at North Texas (11/28)

TULANE

at Temple (11/22)
Charlotte (11/29)

TULSA

at Army (11/22)
UAB (11/29)

UAB

South Florida (11/22)
at Tulsa (11/29)

UTSA

East Carolina (11/22)
Army (11/29)

MULTIPLE TEAM TIEBREAKERS

- If more than two teams tie for first or second place, the tiebreaker procedures will be applied separately to identify the two participants in the championship game.
- If only two teams remain tied after any step in the tiebreaking process, the two-team tie procedures shall be used to break the tie.
- The conference records of the tied teams are compared in a mini round-robin format. If within the mini round-robin, any of the tied teams did not play each other, the group of teams shall remain tied unless one team defeated all other tied teams.
- If the highest-ranked of the tied teams in the latest available CFP Selection Committee rankings doesn't lose in the final weekend of regular-season conference play, it will be declared a championship game participant.
- If the highest-ranked of the tied teams in the latest available CFP Selection Committee rankings loses in the final weekend of regular-season conference play, then a composite average of selected computer metrics (Connolly SP+, SportSource TR116 SOR, ESPN SOR, KPI) will be used to determine the championship game participants.
- If there are multiple tied teams ranked in the latest available CFP Selection Committee rankings, the highest-ranked team or teams that win in the final weekend of the conference regular season will be championship game participants.
- If none of the ranked tied teams win in the final weekend of the conference regular season, a composite average of selected computer metrics (Connolly SP+, SportSource TR116 SOR, ESPN SOR, KPI) after all games conclude the final weekend of the conference regular season will be used to determine the championship game participants.
- If no teams are ranked in the latest available CFP Selection Committee rankings going into the final weekend of the conference regular season, a composite average of selected computer metrics (Connolly SP+, SportSource TR116 SOR, ESPN SOR, KPI) after all games conclude the final weekend of the conference regular season will be used to break a tie and determine the championship game participants.
- If still tied, win percentage against all common conference opponents.
- If still tied, the team with the highest overall winning percentage (conference and non-conference) excluding exempt games.
- Drawing to be conducted by the Commissioner.

DEPTH CHART

OFFENSE

Z	4	CAMERON DORNER (6-1, 195, SR.)
	3	Simeon Evans (5-11, 208, Sr.)
Y	1	MILES COLEMAN (5-6, 159, SO.)
	10	Wyatt Young (6-0, 195, So.)
LT	67	BRAYDON NELSON (6-4, 321, SO.)
	76	Desmond Magiya (6-5, 329, So.)
LG	65	GABE BLAIR (6-2, 306, SR.)
	71	Ugonna Nnanna (6-4, 311, Sr.)
C	70	TAY YANTA II (6-4, 335, SR.)
	65	Gabe Blair (6-2, 306, Sr.)
RG	54	JOHNNY DICKSON III (6-2, 296, SO.)
	68	Keon Johnson (6-4, 356, So.)
RT	72	JIMTO OBIDEGWU (6-5, 335, SR.)
	77	Jaymon Lamb (6-4, 264, So.)
X	22	LANDON SIDES (5-11, 190, JR.)
	18	Terrence Lewis (5-11, 165, Fr)
H	10	WYATT YOUNG (6-0, 195, SO.)
	11	Dalton Carnes (5-9, 174, Jr.)
TE	6	TRE WILLIAMS III (6-3, 229, SR.)
	87	Brandon Young Jr. (6-5, 239, So.)
QB	17	DREW MESTEMAKER (6-4, 211, R-FR.)
	7	Reese Poffenbarger (6-0, 210, Sr.)
RB	24	CALEB HAWKINS (6-2, 200, FR.)
	0	Makenzie McGill II (5-9, 202, So.) <u>OR</u>
	21	Kiefer Sibley (5-9, 179, So.)

DEFENSE

DE	44	BRICEON HAYES (6-3, 231, SR.)
	45	Zhaiylen Scott (6-1, 240, R-Fr.)
DT	8	RICHARD OUTLAND JR. (6-3, 288, SR.)
	99	Avion Carter (6-4, 280, So.) <u>OR</u>
	94	Jayden Williams (6-2, 298, So.)
DT	98	SAADIQ CLEMENTS (6-4, 290, SO.)
	95	Rudy Vargas Jr. (6-2, 299, Jr.) <u>OR</u>
	93	Terrell Washington (6-1, 307, So.)
DE	90	ETHAN DAY (6-4, 250, JR.)
	40	Kevian Huddleston (6-2, 260, So.) <u>OR</u>
	97	Joshua Pierce (6-4, 250, So.)
SAM	32	ETHAN WESLOSKI (6-1, 234, JR.)
	35	JJ Jean-Louis (6-1, 228, So.)
MIKE	6	TREY FIELDS (6-0, 212, SR.)
	19	Kenton Allen (6-2, 225, Sr.)
WILL	19	KENTON ALLEN (6-2, 225, SR.) <u>OR</u>
	26	S'MAJE BURRELL (6-0, 213, SO.)
NICKEL	14	QUINTON HAMMONDS (6-1, 219, SO.)
	30	BJ Allen Jr. (6-0, 193, Jr.)
S	0	WILL JONES II (5-10, 186, SR.)
	27	Julian Knox (6-3, 220, R-Fr.)
S	3	EVAN JACKSON (5-11, 183, JR.) <u>OR</u>
	12	PATRICK SMITH-YOUNG (5-9, 190, JR.)
CB	1	DAVID FISHER (5-11, 182, SR.)
	5	Chase Canada (5-11, 191, Jr.) <u>OR</u>
	4	Tyrane Stewart (5-11, 190, Sr.)
CB	2	DA'VEAWN ARMSTEAD (6-1, 183, SR.)
	25	Kollin Lewis (5-11, 185, So.)

SPECIAL TEAMS

K	40	KALI NGUMA (5-10, 186, SO.)
	46	Miguel Arenas (6-2, 199, R-Fr.)
P	41	SAWYER EVANS (6-3, 204, SR.)
	37	Will Hutchison (6-2, 210, So.)
H	41	SAWYER EVANS (6-3, 204, SR.)
	48	CADEN YATES (6-1, 226, SO.)
LS	49	Brodie Scoggins (6-2, 212, Fr.)
	3	SIMEON EVANS (5-11, 208, SR.)
KR	11	Dalton Carnes (5-9, 174, Jr.)
	1	MILES COLEMAN (5-6, 159, SO.) <u>OR</u>
PR	22	LANDON SIDES (5-11, 190, JR.)

ROSTER BY STATE

Texas	81
California	4
Louisiana	3
Maryland	3
Mississippi	3
Ohio	3
Oklahoma	3
Michigan	2
Arkansas	1
Florida	1
Georgia	1
Kansas	1
Kentucky	1
North Carolina	1
Virginia	1

ROSTER BY CLASS

Freshman	17
Redshirt Freshman	17
Sophomore	32
Junior	18
Senior	25

ROSTER BY POSITION

Cornerback	10
Defensive Line	20
Kicker	3
Linebacker	10
Long Snapper	2
Offensive Line	20
Punter	2
Quarterback	4
Running Back	7
Safety	11
Tight End	6
Wide Receiver	14

PRONUNCIATION GUIDE

Victor ADERUNGBOYE	Add-er-ung-boy	Jackson LATAIMUA	La-THAI-moo-uh
KENTON Allen	Kent-ON	Julio MADERO IV	Muh-DARE-oh
DA'VEAWN Armstead	Day-vee-on	Desmond MAGIYA	muh-GEE-yuh
AMARION Berry	Uh-MAR-ee-on	DEMETRIE Morgan	DUH-me-TREE
KEELENE Bradley	Kuh-LEAN	UGONNA NNANNA	U-gonna Nah-nah
S'MAJE BURRELL	SUH-mah-jay BURR-el	KALI NGUMA	kaw-LEE UN-goo-MUH
DADRIAN BURLESON	DEE-Adrian BURR-less-on	JIMTO OBIDEGWU	Jim-TOE Oh-BEE-day-GWOO
AVION Carter	AYE-vee-on	Kevin ODIKPO	OH-dee-poh
SAADIQ Clements	Suh-DEEK	Divine Love ONOCHIE	Oh-NO-chee
JALYN DURGAN	JAY-LYNN Durr-gan	Christian PETTWAY	PET-way
Coach Ike EGUAE	Egg-why	Reese POFFENBARGER	Poff-en-barger
SIMEON Evans	SIM-ee-n	ZHAIYLEN Scott	ZAY-len
JJ JEAN-LOUIS	JEEN-LEWIS	KEIFER SIBLEY	KEE-fer SIB-lee
BRICEON Hayes	BRICE-n	TYRANE Stewart	TY-RAN
TYRESE Hunt-Thompson	TIE-Reese	Coach Drew SVOBODA	SWUH-bode-uh
Will HUTCHISON	HUTCH-es-on	FATAFEHI VAILEA II	FAH-tah-FAY-hee vye-LEE-uh
KEVIYAN Huddleston	KEV-ee-on HUDDLE-ston	TERRELL Washington	TUH-rell
Kyle KOCH	Cook	Ethan WESLOSKI	wez-LOSS-key
SHANDON King	SHAN-den	Shane WHITTER	WITT-urr
JAYMON Lamb	JAY-mon	TAY YANTA II	TAYE YAWN-ta

UNT MEAN GREEN ROSTER

ALPHABETICAL ROSTER

NO.	PLAYER, POS.
83	Victor Aderungboye, TE
19	Kenton Allen, LB
30	BJ Allen Jr., S
46	Miguel Arenas, K
2	Da'Veawn Armstead, CB
5	Jayden Becks, RB
43	Anthony Benford II, CB
62	Amarion Berry, OL
65	Gabe Blair, OL
46	Keelene Bradley, LB
96	AJ Brown, DL
23	Tyler Brown, WR
89	Dadrian Burleson, DL
26	S'Maje Burrell, LB
5	Chase Canada, CB
11	Dalton Carnes, WR
99	Avion Carter, DL
98	Saadiq Clements, DL
1	Miles Coleman, WR
18	Isaiah Collins, CB
90	Ethan Day, DL
47	Harrison Dempsey, S
54	Johnny Dickson III, OL
4	Cameron Dörner, WR
9	Jalyn Durgan, DL
41	Sawyer Evans, P
3	Simeon Evans, WR
53	Blake Fann, LB
6	Trey Fields, LB
1	David Fisher, CB
86	Grant Gainer, TE
20	Bryce Garza, S
66	Willie Goodacre, OL
20	Ashton Gray, RB
45	Amel Hadzisabic, K
79	Brodie Hamilton, OL
14	Quinton Hammonds, S
24	Caleb Hawkins, RB
44	Briceon Hayes, DL
78	Santiago Hernandez, OL
40	Keviyann Huddleston, DL
9	Tyrese Hunt-Thompson, WR
37	Will Hutchison, P
3	Evan Jackson, S
36	Keenan Jackson, RB
35	JJ Jean-Louis, LB
12	Chris Jimerson Jr., QB
68	Keon Johnson, OL
0	Will Jones II, S
8	Shandon King, WR
42	Brayden Knox, DL
27	Julian Knox, S
14	Kyle Koch, WR
69	Ryan Krueger, OL
77	Jaymon Lamb, OL
13	Jackson Lataimua, S
58	Caleb Lathan, DL
81	Chris Lewis, WR
25	Kollin Lewis, CB
18	Terrence Lewis, WR
73	Julio Madero IV, OL
76	Desmond Magiya, OL

NUMERICAL ROSTER

No.	Name	Pos.	Ht.	Wt.	Cl.	Hometown / Previous School
0	Will Jones II	S	5-10	186	Sr.	Mansfield, TX / Old Dominion
0	Makenzie McGill II	RB	5-9	202	So.	Mount Vernon, TX / Mount Vernon HS
1	Miles Coleman	WR	5-6	159	So.	Austin, TX / Vandegrift HS
1	David Fisher	CB	5-11	182	Sr.	Houston, TX / Sam Houston
2	Da'Veawn Armstead	CB	6-1	183	Sr.	Baton Rouge, LA / Sam Houston
3	Simeon Evans	WR	5-11	208	Sr.	Mansfield, TX / Sam Houston
3	Evan Jackson	S	5-11	183	Jr.	Houston, TX / North Shore HS
4	Cameron Dörner	WR	6-1	195	Sr.	New Market, MD / Shepherd
4	Tyrane Stewart	CB	5-11	190	Sr.	Osyka, MS / North Carolina
5	Jayden Becks	RB	5-10	184	Jr.	Waxahachie, TX / Missouri State
5	Chase Canada	CB	5-11	191	Jr.	Hahnville, LA / Illinois
6	Trey Fields	LB	6-0	212	Sr.	Danciger, TX / Sam Houston
6	Tre Williams III	TE	6-3	229	Sr.	Calhoun, GA / Limestone
7	Reese Poffenbarger	QB	6-0	210	Sr.	Middletown, MD / Miami
7	Shane Whitter	LB	6-0	222	Sr.	Burlington, NC / Oklahoma
8	Shandon King	WR	6-2	180	Jr.	Houston, TX / Snow College
8	Richard Outland Jr.	DL	6-3	288	Sr.	Houston, TX / Sam Houston
9	Jalyn Durgan	DL	6-4	251	Sr.	Ocean Springs, MS / South Alabama
9	Tyrese Hunt-Thompson	WR	6-1	184	Sr.	Cassopolis, MI / Ferris State
10	Wyatt Young	WR	6-0	195	So.	Katy, TX / Tompkins HS
11	Dalton Carnes	WR	5-9	174	Jr.	College Station, TX / Houston
12	Chris Jimerson Jr.	QB	5-10	166	Fr.	Fort Worth, TX / North Crowley HS
12	Patrick Smith-Young	S	5-9	190	Jr.	Sugar Land, TX / Old Dominion
13	Jackson Lataimua	S	5-11	197	Sr.	San Bruno, CA / Washington State
14	Quinton Hammonds	S	6-1	219	So.	Allen, TX / Allen HS
14	Kyle Koch	WR	6-2	192	R-Fr.	Dripping Springs, TX / Dripping Springs HS
15	Fatafehi Vailea II	DL	6-1	292	Sr.	Oakland, CA / Desert Pines (NV) HS
16	Gabe Stroud	CB	5-10	186	R-Fr.	Whitehouse, TX / Whitehouse HS
16	Tom von Grote	QB	6-3	212	R-Fr.	Trophy Club, TX / Byron Nelson HS
17	Drew Mestemaker	QB	6-4	211	R-Fr.	Austin, TX / Vandegrift HS
18	Isaiah Collins	CB	6-3	190	R-Fr.	Huntsville, TX / Texas Tech
18	Terrence Lewis	WR	5-11	165	Fr.	Brenham, TX / Bryan HS
19	Kenton Allen	LB	6-2	225	Sr.	Riverside, CA / Angelo State
20	Bryce Garza	S	6-2	185	Fr.	Wolfforth, TX / Frenship HS
20	Ashton Gray	RB	6-0	208	R-Fr.	Marion, AR / Marion HS
21	Kiefer Sibley	RB	5-9	179	So.	Waco, TX / Connally HS
21	Jaydon Smith	S	6-0	190	R-Fr.	Ingleside, TX / Ingleside HS
22	Landon Sides	WR	5-11	190	Jr.	Denton, TX / Guyer HS
23	Tyler Brown	WR	5-10	170	Fr.	Aubrey, TX / Aubrey HS
24	Caleb Hawkins	RB	6-2	200	Fr.	Shawnee, OK / North Rock Creek HS
25	Kollin Lewis	CB	5-11	185	So.	Gladewater, TX / Gladewater HS
26	S'Maje Burrell	LB	6-0	213	So.	Fort Worth, TX / Sam Houston
27	Julian Knox	S	6-3	220	R-Fr.	Fort Worth, TX / TCU
29	Kamdon McFarland	S	6-0	212	So.	Mansfield, TX / Lake Ridge HS
30	BJ Allen Jr.	S	6-0	193	Jr.	Aledo, TX / Texas
31	Zachary Yang	WR	5-9	171	Fr.	North Richland Hills, TX / Birdville HS
32	Ethan Wesloski	LB	6-1	234	Jr.	McKinney, TX / Boyd HS
34	Dennis Moody III	RB	5-11	165	Jr.	Frisco, TX / North Alabama
34	Brenden Reese	LB	6-2	235	Fr.	Longview, TX / Longview HS
35	JJ Jean-Louis	LB	6-1	228	So.	Centerville, OH / Iowa State
36	Keenan Jackson	RB	5-10	170	Fr.	Haltom City, TX / Haltom HS
36	Jaden Manning	LB	6-1	221	Fr.	Mansfield, TX / Legacy HS
37	Will Hutchison	P	6-2	210	So.	Fulshear, TX / Colorado State
38	Kevin Odikpo	CB	6-2	199	So.	Houston, TX / Tyler JC
39	Tramell Windham	CB	5-10	160	R-Fr.	Fort Worth, TX / Angelo State
40	Keviyann Huddleston	DL	6-2	260	So.	Tyler, TX / TCU
40	Kali Nguma	K	5-10	186	So.	Mission, TX / Sharyland HS
41	Sawyer Evans	P	6-3	204	Sr.	Arlington, TX / Texas Southern
42	Brayden Knox	DL	6-3	235	Fr.	Oklahoma City, OK / Putnam City HS
43	Anthony Benford II	CB	5-11	184	Jr.	Denton, TX / Missouri Western
44	Briceon Hayes	DL	6-3	231	Sr.	Huntsville, TX / Sam Houston

UNT MEAN GREEN ROSTER

NUMERICAL ROSTER

No.	Name	Pos.	Ht.	Wt.	Cl.	Hometown / Previous School
45	Amel Hadzisabic	K	5-11	185	So.	Amarillo, TX / Fort Hays State
45	Zhaiylen Scott	DL	6-1	240	R-Fr.	Cedar Hill, TX / Cedar Hill HS
46	Miguel Arenas	K	6-2	199	R-Fr.	Flower Mound, TX / Flower Mound HS
46	Keelene Bradley	LB	6-3	222	Jr.	Fort Worth, TX / Colorado Mesa
47	Harrison Dempsey	S	5-11	210	Jr.	Gainesville, TX / Oklahoma State
48	Caden Yates	LS	6-1	226	So.	Argyle, TX / Argyle HS
49	Brodie Scoggins	LS	6-2	212	Fr.	Coppell, TX / Coppell HS
53	Blake Fann	LB	6-1	238	So.	Frisco, TX / Lone Star HS
53	Dylan Shaw	OL	6-4	314	So.	Corpus Christi, TX / Texas Tech
54	Johnny Dickson III	OL	6-2	296	Jr.	Corpus Christi, TX / Virginia Tech
56	Divine Love Onochie	DL	6-5	226	Fr.	Dallas, TX / Lake Highlands HS
58	Caleb Lathan	DL	6-4	284	R-Fr.	Plano, TX / Nevada
59	Christian Pettway	OL	6-6	259	R-Fr.	Lindale, TX / Lindale HS
60	Jordan Reasonover	OL	6-4	265	Fr.	Houston, TX / Westfield HS
62	Amarion Berry	OL	6-2	307	R-Fr.	Tupelo, MS / Rowlett HS
64	Roberto Rodriguez	OL	6-5	275	Fr.	Pasadena, TX / Deer Park HS
65	Gabe Blair	OL	6-2	306	Sr.	Denton, TX / Guyer HS
66	Willie Goodacre	OL	6-5	331	R-Fr.	Denton, TX / Syracuse
67	Braydon Nelson	OL	6-4	321	So.	Kilgore, TX / Kilgore HS
68	Keon Johnson	OL	6-4	356	So.	Akron, OH / Archbishop Hoban HS
69	Ryan Krueger	OL	6-2	303	So.	Hurst, TX / LD Bell HS
70	Tay Yanta II	OL	6-4	335	Sr.	Falls City, TX / Abilene Christian
71	Ugonna Nnanna	OL	6-4	311	Sr.	Arlington, TX / Virginia
72	Jimto Obidegwu	OL	6-5	335	Sr.	Brandywine, MD / Kent State
73	Julio Madero IV	OL	6-4	332	So.	Odessa, TX / Navarro College
74	Larry Moore III	OL	6-6	284	Sr.	Missouri City, TX / Texas Tech
76	Desmond Magiya	OL	6-5	329	So.	McKinney, TX / McKinney HS
77	Jaymon Lamb	OL	6-4	264	So.	Dallas, TX / SFA
78	Santiago Hernandez	OL	6-5	300	Fr.	Irving, TX / Ranchview HS
79	Brody Hamilton	OL	6-4	300	Fr.	Denton, TX / Guyer HS
80	Baron Tipton	WR	6-5	201	R-Fr.	Coppell, TX / Coppell HS
81	Chris Lewis	WR	6-3	192	So.	Wylie, TX / Navarro JC
82	Connor Vaughn	TE	6-4	256	Jr.	Flower Mound, TX / Tulsa
83	Victor Aderungboye	TE	6-3	248	R-Fr.	Missouri City, TX / Fort Bend Dulles HS
84	Jackson Muckelroy	TE	6-4	205	So.	Houston, TX / Incarnate Word
86	Grant Gainer	TE	6-1	240	Sr.	Akron, OH / Akron
87	Brandon Young Jr.	TE	6-5	239	So.	Mansfield, TX / Legacy HS
89	Dadrian Burleson	DL	6-0	324	Sr.	Dallas, TX / Texas College
90	Ethan Day	DL	6-4	250	Jr.	Ripon, CA / Wyoming
91	Demetrie Morgan	DL	6-5	238	Jr.	Fort Myers, FL / Butler CC
92	Will Smith	DL	6-3	231	So.	Choctaw, OK / Tulsa
93	Terrell Washington	DL	6-1	307	So.	Lynchburg, VA / Northeast Mississippi CC
94	Jayden Williams	DL	6-2	298	So.	Monroe, LA / Wossman HS
95	Rudy Vargas Jr.	DL	6-2	299	Jr.	Junction City, KS / Hutchinson CC
96	AJ Brown	DL	6-3	280	Fr.	Dallas, TX / Duncanville HS
97	Joshua Pierce	DL	6-4	250	So.	Detroit, MI / Campbell
98	Saadiq Clements	DL	6-4	290	So.	Henderson, KY / Louisville
99	Avion Carter	DL	6-4	280	So.	Amarillo, TX / TCU

ALPHABETICAL ROSTER

NO.	PLAYER, POS.
36	Jaden Manning, LB
29	Kamdon McFarland, S
0	Makenzie McGill II, RB
17	Drew Mestemaker, QB
34	Dennis Moody III, RB
74	Larry Moore III, OL
91	Demetrie Morgan, DL
84	Jackson Muckelroy, TE
67	Braydon Nelson, OL
40	Kali Nguma, K
71	Ugonna Nnanna, OL
72	Jimto Obidegwu, OL
38	Kevin Odikpo, CB
56	Divine Love Onochie, DL
8	Richard Outland Jr., DL
59	Christian Pettway, OL
97	Joshua Pierce, DL
7	Reese Poffenbarger, QB
60	Jordan Reasonover, OL
34	Brenden Reese, LB
64	Roberto Rodriguez, OL
49	Brodie Scoggins, LS
45	Zhaiylen Scott, DL
53	Dylan Shaw, OL
21	Kiefer Sibley, RB
22	Landon Sides, WR
21	Jaydon Smith, S
92	Will Smith, DL
12	Patrick Smith-Young, S
4	Tyrane Stewart, CB
16	Gabe Stroud, CB
80	Baron Tipton, WR
15	Fatafehi Vailea II, DL
95	Rudy Vargas Jr., DL
82	Connor Vaughn, TE
16	Tom von Grote, QB
93	Terrell Washington, DL
32	Ethan Wesloski, LB
7	Shane Whitter, LB
94	Jayden Williams, DL
6	Tre Williams III, TE
39	Tramell Windham, CB
31	Zachary Yang, WR
70	Tay Yanta II, OL
48	Caden Yates, LS
10	Wyatt Young, WR
87	Brandon Young Jr., TE

COACHING STAFF

Head Coach: Eric Morris (Texas Tech, 2008)

Assoc. HC/Special Teams Coord./Tight Ends: Drew Svoboda (SFA, 1999)

Defensive Coordinator/Defensive Backs: Skyler Cassity (Auburn, 2016)

Offensive Coordinator/Wide Receivers: Jordan Davis (Texas Tech, 2014)

Passing Game Coordinator/Quarterbacks: Sean Brophy (UIW, 2018)

Run Game Coordinator/Running Backs: Patrick Cobbs (UNT, 2005)

Asst. Coach/Offensive Line: Cody Crill (Angelo State, 2002)

Asst. Coach/Defensive Tackles: Ike Eguae (Pittsburg State, 2007)

Asst. Coach/Inside Linebackers: Reggie Johnson (Louisville, 1996)

Asst. Coach/Outside LBs/Nickels: Jordan Malone (Minnesota State, 2006)

Asst. Coach/Defensive Ends: Greg Richmond (Oklahoma State, 2003)

Asst. Coach/Defensive Backs: Julian Wilson (Oklahoma, 2014)

UNT CAREER PARTICIPATION CHART

	Total GP/GS	At UNT	Consec. Starts	2025	2024	2023	2022	2021	2020	2019
Victor Aderungboye	13/0	13/0	-	10/0	3/0	-	-	-	-	-
Kenton Allen	26/11	7/0	-	7/0	12/11	7/0	-	-	-	-
BJ Allen Jr.	20/0	18/0	-	10/0	8/0	2/0	-	-	-	-
Miguel Arenas	5/0	5/0	-	5/0	-	-	-	-	-	-
Da Veawn Armstead	44/21	10/9	6	10/9	11/11	4/0	9/1	10/0	-	-
Jayden Becks	26/2	4/0	-	4/0	11/2	11/0	-	-	-	-
Anthony Benford II	15/0	-	-	8/0	7/0	-	-	-	-	-
Amarion Berry	9/0	9/0	-	9/0	-	-	-	-	-	-
Gabe Blair	47/46	47/46	45	9/9	1/1	11/11	14/14	12/11	-	-
Keelene Bradley	15/3	-	-	-	10/3	5/0	-	-	-	-
AJ Brown	2/0	2/0	-	2/0	-	-	-	-	-	-
S'Maje Burrell	17/0	7/0	-	7/0	10/0	-	-	-	-	-
Chase Canada	15/0	6/0	-	6/0	9/0	-	-	-	-	-
Dalton Carnes	35/12	23/8	-	10/0	13/8	12/4	-	-	-	-
Avion Carter	10/0	6/0	-	6/0	3/0	1/0	-	-	-	-
Saadig Clements	12/6	10/6	6	10/6	2/0	-	-	-	-	-
Miles Coleman	19/8	19/8	-	8/6	11/2	-	-	-	-	-
Ethan Day	24/10	10/10	10	10/10	12/0	2/0	-	-	-	-
Harrison Dempsey	6/0	6/0	-	5/0	1/0	-	-	-	-	-
Johnny Dickson III	30/16	20/16	16	10/10	10/6	10/0	-	-	-	-
Cameron Dörner	43/21	10/4	4	10/4	11/10	8/5	14/2	-	-	-
Jalyn Durgan	17/0	4/0	-	4/0	13/0	-	-	-	-	-
Sawyer Evans	47/0	35/0	-	10/0	13/0	12/0	-	10/0	2/0 ('21S)	-
Simeon Evans	38/13	10/6	-	10/6	13/6	10/0	5/1	-	-	-
Blake Fann	20/0	20/0	-	7/0	13/0	-	-	-	-	-
Trey Fields	59/22	10/10	17	10/10	13/12	11/0	4/0	12/0	8/0	-
David Fisher	42/37	9/9	37	9/9	13/13	11/11	9/4	-	-	-
Grant Gainer	23/0	-	-	-	7/0	10/0	6/0	-	-	-
Bryce Garza	3/0	3/0	-	3/0	-	-	-	-	-	-
Willie Goodacre	2/0	2/0	-	2/0	-	-	-	-	-	-
Ashton Gray	11/0	11/0	-	8/0	3/0	-	-	-	-	-
Quinton Hammonds	23/13	23/13	5	10/8	13/5	-	-	-	-	-
Caleb Hawkins	9/5	9/5	5	9/5	-	-	-	-	-	-
Briceon Hayes	44/15	10/10	10	10/10	13/1	11/2	4/2	6/0	-	-
Keviyon Huddleston	13/0	10/0	-	10/0	2/0	1/0	-	-	-	-
Tyrese Hunt-Thompson	36/27	-	-	-	3/3	11/9	12/11	10/4	-	-
Evan Jackson	34/12	34/12	-	9/1	13/9	12/2	-	-	-	-
JJ Jean-Louis	19/0	16/0	-	10/0	6/0	3/0	-	-	-	-
Chris Jimerson Jr.	2/0	2/0	-	2/0	-	-	-	-	-	-
Keon Johnson	21/0	21/0	-	9/0	12/0	-	-	-	-	-
Will Jones II	53/31	10/10	22	10/10	11/11	10/2	12/6	-	7/2	3/0
Shandon King	4/0	4/0	-	4/0	-	-	-	-	-	-
Brayden Knox	6/0	6/0	-	6/0	-	-	-	-	-	-
Julian Knox	11/0	7/0	-	7/0	4/0	-	-	-	-	-
Kyle Koch	9/0	9/0	-	6/0	3/0	-	-	-	-	-
Jaymon Lamb	13/7	4/0	-	4/0	9/7	-	-	-	-	-
Jackson Lataimua	39/13	6/0	-	6/0	11/6	12/7	10/0	-	-	-
Kollin Lewis	22/2	22/2	-	9/1	10/1	3/0	-	-	-	-
Chris Lewis	4/0	1/0	-	1/0	3/0	-	-	-	-	-
Terrence Lewis	9/0	9/0	-	9/0	-	-	-	-	-	-
Desmond Magiya	19/2	19/2	-	9/2	8/0	2/0	-	-	-	-
Jaden Manning	8/0	8/0	-	8/0	-	-	-	-	-	-
Kamdon McFarland	20/0	20/0	-	8/0	12/0	-	-	-	-	-
Makenzie McGill II	20/5	20/5	-	7/5	13/0	-	-	-	-	-
Drew Mestemaker	15/11	15/11	11	10/10	5/1	-	-	-	-	-
Dennis Moody III	25/2	4/0	-	4/0	10/2	11/0	-	-	-	-
Larry Moore III	36/7	34/7	-	10/1	12/6	12/0	-	2/0	-	-
Demetrie Morgan	14/0	4/0	-	4/0	8/0	2/0	-	-	-	-
Braydon Nelson	22/21	22/21	21	10/10	12/11	-	-	-	-	-
Kali Nguma	23/0	23/0	-	10/0	13/0	-	-	-	-	-
Ugonna Nnanna	37/10	8/1	-	8/1	12/3	8/6	2/0	6/0	1/0	-
Jimto Obidegwu	40/30	8/7	2	8/7	11/11	9/9	4/1	8/2	-	-
Divine Love Onochie	1/0	1/0	-	1/0	-	-	-	-	-	-
Richard Outland Jr.	40/21	10/10	15	10/10	13/11	-	8/0	9/0	-	-
Joshua Pierce	21/0	10/0	-	10/0	9/0	2/0	-	-	-	-
Reese Poffenbarger	32/26	2/0	-	2/0	4/0	15/15	11/11	-	-	-
Brenden Reese	8/0	8/0	-	8/0	-	-	-	-	-	-
Zhaiylen Scott	9/0	9/0	-	5/0	4/0	-	-	-	-	-
Dylan Shaw	7/0	4/0	-	4/0	3/0	-	-	-	-	-
Kiefer Sibley	14/1	14/1	-	6/0	8/1	-	-	-	-	-
Landon Sides	32/14	32/14	11	9/9	12/3	11/2	-	-	-	-
Will Smith	10/0	4/0	-	4/0	6/0	-	-	-	-	-
Patrick Smith-Young	35/21	25/16	9	9/9	10/5	12/7	4/0	-	-	-
Tyrane Stewart	13/1	3/0	-	3/0	10/1	-	-	-	-	-
Gabe Stroud	8/0	8/0	-	4/0	4/0	-	-	-	-	-
Baron Tipton	13/1	13/1	-	10/1	3/0	-	-	-	-	-
Fatafehi Vailea II	42/30	42/30	5	4/4	13/7	11/8	14/11	-	-	-
Rudy Vargas Jr.	7/0	7/0	-	7/0	-	-	-	-	-	-
Connor Vaughn	23/2	-	-	-	11/2	12/0	-	-	-	-
Tom von Grote	3/0	3/0	-	3/0	-	-	-	-	-	-
Terrell Washington	10/0	10/0	-	10/0	-	-	-	-	-	-
Ethan Wesloski	37/26	37/26	1	10/5	13/10	12/11	2/0	-	-	-
Shane Whitter	60/13	21/13	1	9/8	12/5	13/0	4/0	13/0	9/0	-
Jayden Williams	17/0	17/0	-	8/0	9/0	-	-	-	-	-
Tre Williams III	38/26	10/10	22	10/10	11/11	8/3	9/2	-	-	-
Tramell Windham	1/0	-	-	-	1/0	-	-	-	-	-
Tay Yanta II	46/46	10/10	46	10/10	14/14	11/11	11/11	-	-	-
Caden Yates	21/0	21/0	-	10/0	11/0	-	-	-	-	-
Wyatt Young	23/8	23/8	4	10/4	13/4	-	-	-	-	-
Brandon Young Jr.	20/1	20/1	-	10/0	10/1	-	-	-	-	-

THE PATH TO DENTON

PATH TO DENTON	2025	2024	2023	2022	2021
POWER FOUR TRANSFERS 18 TOTAL 2025: 11 2024: 4 2023: 3	Chase Canada (Illinois) Avion Carter (TCU) Saadiq Clements (Louisville) Isaiah Collins (Texas Tech) Willie Goodacre (Syracuse) Keviyann Huddleston (TCU) Julian Knox (TCU) Ugonna Nnanna (Virginia) Reese Poffenbarger (Miami) Dylan Shaw (Texas Tech) Tyrane Stewart (North Carolina)	BJ Allen Jr. (Texas) Dalton Carnes (Houston) JJ Jean-Louis (Iowa State) Shane Whitter (Oklahoma)	Harrison Dempsey (Oklahoma St.) Larry Moore III (Texas Tech)		
OTHER FBS TRANSFERS 19 TOTAL 2025: 19	Da'Veawn Armstead (Sam Houston) Jayden Becks (Missouri St.) S'Maje Burrell (Sam Houston) Ethan Day (Wyoming) Jalyn Durgan (South Alabama) Simeon Evans (Sam Houston) Trey Fields (Sam Houston) David Fisher (Sam Houston) Grant Gainer (Akron) Briceon Hayes (Sam Houston) Will Hutchison (Colorado St.) Will Jones II (Old Dominion) Jackson Lataimua (Washington St.) Caleb Lathan (Nevada) Jimto Obidegwu (Kent St.) Richard Outland Jr. (Sam Houston) Will Smith (Tulsa) Patrick Smith-Young (Old Dominion) Connor Vaughn (Tulsa)				
NON-FBS TRANSFERS 22 TOTAL 2025: 20 2023: 1 2022: 1	Kenton Allen (Angelo St.) Anthony Benford II (Missouri Western) Keelene Bradley (Colorado Mesa) Cameron Dornier (Shepherd) Amel Hadzisabic (Fort Hays St.) Tyrese Hunt-Thompson (Ferris St.) Jaymon Lamb (SFA) Chris Lewis (Navarro College) Julio Madero IV (Navarro College) Dennis Moody III (North Alabama) Demetrie Morgan (Butler CC) Jackson Muckelroy (UIW) Shandon King (Snow College) Kevin Odikpo (Tyler JC) Joshua Pierce (Campbell) Rudy Vargas Jr. (Hutchinson CC) Terrell Washington (NE Mississippi CC) Tre Williams III (Limestone) Tramell Windham (Angelo St.) Tay Yanta II (ACU)		Dadrian Burleson (Texas College)	Sawyer Evans (TXSO)	
HIGH SCHOOL SIGNEES 51 TOTAL 2025: 18 2024: 19 2023: 11 2022: 1 2021: 2	AJ Brown Tyler Brown Bryce Garza Brody Hamilton Caleb Hawkins Santiago Hernandez Keenan Jackson Chris Jimerson Jr. Brayden Knox Terrence Lewis Jaden Manning Divine Love Onochie Jordan Reasonover Brenden Reese Roberto Rodriguez Brodie Scoggins Zachary Yang	Miguel Arenas Victor Aderungboye Amariion Berry Miles Coleman Ashton Gray Quinton Hammonds Drew Mestemaker Braydon Nelson Kyle Koch Christian Pettway Zhaiylen Scott Kiefer Sibley Jaydon Smith Gabe Stroud Baron Tipton Tom von Grote Jayden Williams Wyatt Young Brandon Young Jr.	Blake Fann Evan Jackson Keon Johnson Ryan Krueger Kollin Lewis Desmond Magiya Kamdon McFarland Makenzie McGill II Kali Nguma Landon Sides Caden Yates	Ethan Wesloski	Gabe Blair Fatafehi Vailea II

PLAYER CAPSULES - OFFENSE


OL

BRAYDON NELSON
So. • 6-4 • 321

67

Year	GP/GS
2025	10/10
Career	22/21

OL

GABE BLAIR
Sr. • 6-2 • 306

65

Year	GP/GS
2025	9/9
Career	47/46

OL

TAY YANTA II
Sr. • 6-4 • 335

70

Year	GP/GS
2025	10/10
Career	46/46

OL

JOHNNY DICKSON III
So. • 6-2 • 296

54

Year	GP/GS
2025	10/10
Career	30/16

OL

JIMTO OBIDEGWU
Sr. • 6-5 • 335

72

Year	GP/GS
2025	8/7
Career	40/30

DESMOND MAGIYA
So. • 6-5 • 329

76

Year	GP/GS
2025	9/2
Career	19/2

KEON JOHNSON
So. • 6-4 • 356

68

Year	GP/GS
2025	9/0
Career	21/0

UGONNA NNANNA
Sr. • 6-4 • 311

71

Year	GP/GS
2025	8/1
Career	37/10

LARRY MOORE III
Sr. • 6-6 • 284

74

Year	GP/GS
2025	10/1
Career	36/7

WR

MILES COLEMAN
So. • 5-6 • 159

1

Year	Rec.	Yds.	TD
2025	33	344	1
Career	69	722	3

GAME HIGHS

	Season	Career
Rec.	8 (ARMY)	8 (2x)
Yds.	101 (USF)	104 (TXST, '24)
TD	1 (USF)	1 (3x)

LANDON SIDES
Jr. • 5-11 • 190

22

Year	Rec.	Yds.	TD
2025	24	346	1
Career	78	989	6

GAME HIGHS

	Season	Career
Rec.	6 (ARMY)	6 (2x)
Yds.	114 (CLT)	114 (CLT, '25)
TD	1 (WSU)	2 (UAB, '23)

QB

DREW MESTEMAKER
R-Fr. • 6-4 • 211

17

Year	Cmp/Att/Int	Yds.	TD
2025	232/335/4	3,000	23
Career	262/381/6	3,462	25

GAME HIGHS

	Season	Career
Cmp.	37 (CLT)	37 (CLT, '25)
Att.	49 (CLT)	49 (CLT, '25)
Yds.	608 (CLT)	608 (CLT, '25)
TD	4 (3x)	4 (3x)

WR

CAMERON DORNER
Sr. • 6-1 • 195

4

Year	Rec.	Yds.	TD
2025	38	617	5
Career	157	2,084	18

GAME HIGHS

	Season	Career
Rec.	7 (2x)	10 (EDIN, '23)
Yds.	117 (CLT)	201 (EDIN, '23)
TD	1 (5x)	2 (2x)

SIMEON EVANS
Sr. • 5-11 • 208

3

Year	Rec.	Yds.	TD
2025	15	125	--
Career	87	872	6

GAME HIGHS

	Season	Career
Rec.	3 (3x)	11 (MTSU, '23)
Yds.	37 (WMU)	110 (MTSU, '23)
TD	--	2 (LIB, '24)

TE

TRE WILLIAMS III
Sr. • 6-3 • 229

6

Year	Rec.	Yds.	TD
2025	22	251	3
Career	100	1,156	14

GAME HIGHS

	Season	Career
Rec.	5 (CLT)	8 (Mars Hill, '24)
Yds.	60 (CLT)	124 (CAT, '24)
TD	1 (3x)	2 (2x)

RB

MAKENZIE MCGILL II
So. • 5-9 • 202

0

Year	Att.	Yds.	TD
2025	75	389	5
Career	153	859	15

GAME HIGHS

	Season	Career
Att.	19 (ARMY)	19 (ARMY, '25)
Yds.	102 (WMU)	155 (TEM, '24)
TD	1 (5x)	3 (WYO, '24)
Long	27 (WSU)	75 (TULS, '24)

CALEB HAWKINS
Fr. • 6-2 • 200

24

Year	Att.	Yds.	TD
2025	148	933	16
Career	148	933	16

GAME HIGHS

	Season	Career
Att.	33 (NAVY)	33 (NAVY, '25)
Yds.	197 (NAVY)	197 (NAVY, '25)
TD	5 (UAB)	5 (UAB, '25)
Long	51 (UAB)	51 (UAB, '25)

KIEFER SIBLEY
So. • 5-9 • 179

21

Year	Att.	Yds.	TD
2025	36	223	5
Career	80	429	5

GAME HIGHS

	Season	Career
Att.	8 (UTSA)	11 (TULN, '24)
Yds.	71 (CLT)	71 (CLT, '25)
TD	2 (CLT)	2 (CLT, '25)
Long	45 (CLT)	45 (CLT, '25)

WYATT YOUNG
So. • 6-0 • 195

10


Year	Rec.	Yds.	TD
2025	48	781	8
Career	66	1,076	10

GAME HIGHS

	Season	Career
Rec.	9 (CLT)	9 (CLT, '25)
Yds.	190 (CLT)	190 (CLT, '25)
TD	3 (UTSA)	3 (UTSA, '25)

DE

KEVIYAN HUDDLESTON
So. • 6-2 • 260



40


Year	Tkls	TFL	Sacks
2025	21	8.5	5.0
Career	22	8.5	5.0

GAME HIGHS

Season	Career
Tkls 5 (UAB)	5 (UAB, '25)
TFL 2.0 (2x)	2.0 (2x)
Sacks 2.0 (WSU)	2.0 (WSU, '25)

DE

BRICEON HAYES
Sr. • 6-3 • 231



44


Year	Tkls	TFL	Sacks
2025	30	2.5	1.5
Career	94	12.5	7.5

GAME HIGHS

Season	Career
Tkls 6 (WMU)	6 (2x)
TFL 1.0 (2x)	2.0 (HAW, '24)
Sacks 1.0 (UTSA)	1.0 (6x)

DT

RICHARD OUTLAND JR.
Sr. • 6-3 • 288



8


Year	Tkls	TFL	Sacks
2025	13	1.0	--
Career	42	8.0	3.5

GAME HIGHS

Season	Career
Tkls 3 (ARMY)	5 (ACU, '22)
TFL 1.0 (LAM)	2.0 (GASO, '24)
Sacks --	1.0 (3x)

DT

SAADIQ CLEMENTS
So. • 6-4 • 290



98


Year	Tkls	TFL	Sacks
2025	22	5.5	1.5
Career	23	5.5	1.5

GAME HIGHS

Season	Career
Tkls 7 (USF)	7 (USF, '25)
TFL 2.0 (USF)	2.0 (USF, '25)
Sacks 1.0 (USF)	1.0 (USF, '25)

DE

ETHAN DAY
Jr. • 6-4 • 250



90


Year	Tkls	TFL	Sacks
2025	34	6.0	4.5
Career	53	7.0	5.0

GAME HIGHS

Season	Career
Tkls 7 (ARMY)	7 (ARMY, '25)
TFL 2.0 (UTSA)	2.0 (UTSA, '25)
Sacks 1.0 (4x)	1.0 (4x)

SAM

ETHAN WESLOSKI
Jr. • 6-1 • 234



32


Year	Tkls	TFL	Sacks
2025	71	7.5	1.5
Career	191	20.0	7.0

GAME HIGHS

Season	Career
Tkls 14 (NAVY)	14 (NAVY, '25)
TFL 2.0 (2x)	2.0 (4x)
Sacks 1.0 (ARMY)	1.0 (5x)

MIKE

TREY FIELDS
Sr. • 6-0 • 212



6


Year	Tkls	TFL	Sacks
2025	74	5.0	1.0
Career	225	13.0	2.0

GAME HIGHS

Season	Career
Tkls 14 (USA)	14 (USA, '25)
TFL 1.0 (4x)	2.0 (RICE, '24)
Sacks 1.0 (USF)	1.0 (USF, '25)

WILL

S'MAJE BURRELL
So. • 6-0 • 213



26


Year	Tkls	TFL	FF
2025	4	-	-
Career	13	-	1

GAME HIGHS

Season	Career
Tkls 3 (WSU)	3 (WSU, '25)
TFL -	-
FF -	1 (JVST, '24)

WILL

KENTON ALLEN
Sr. • 6-2 • 225



19


Year	Tkls	TFL	INT
2025	4	-	-
Career	121	6.0	1

GAME HIGHS

Season	Career
Tkls 3 (WSU)	13 (2x)
TFL -	1.0 (4x)
INT -	1 (CWASH, '24)

CB

DAVID FISHER
Sr. • 5-11 • 182



1


Year	Tkls	PBU	INT
2025	32	6	1
Career	114	17	5

GAME HIGHS

Season	Career
Tkls 8 (USF)	8 (2x)
PBU 1 (5x)	2 (2x)
INT 1 (UAB)	1 (5x)

NICKEL

QUINTON HAMMONDS
So. • 6-1 • 219



14


Year	Tkls	PBU	INT
2025	45	2	2
Career	97	3	3

GAME HIGHS

Season	Career
Tkls 8 (CLT)	10 (2x)
PBU 1 (2x)	1 (3x)
INT 2 (NAVY)	2 (NAVY, '25)

S

WILL JONES II
Sr. • 5-10 • 186



0


Year	Tkls	PBU	INT
2025	49	2	2
Career	156	8	6

GAME HIGHS

Season	Career
Tkls 10 (USF)	10 (USF, '25)
PBU 1 (2x)	1 (7x)
INT 2 (UAB)	2 (UAB, '25)

S

PATRICK SMITH-YOUNG
Jr. • 5-9 • 190



12


Year	Tkls	PBU	INT
2025	51	2	--
Career	172	4	1

GAME HIGHS

Season	Career
Tkls 11 (2x)	11 (3x)
PBU 2 (CLT)	2 (CLT, '25)
INT --	1 (ECU, '24)

CB

DA'VEAWN ARMSTEAD
Sr. • 6-1 • 183




2

Year	Tkls	PBU	INT
2025	34	5	1
Career	87	16	2

GAME HIGHS

Season	Career
Tkls 6 (2x)	6 (2x)
PBU 1 (4x)	2 (4x)
INT 1 (ARMY)	1 (2x)

KOLLIN LEWIS
So. • 5-11 • 185




25

Year	Tkls	PBU	INT
2025	12	--	2
Career	26	1	2

GAME HIGHS

Season	Career
Tkls 4 (UAB)	4 (UAB, '25)
PBU --	1 (MEM, '24)
INT 1 (2x)	1 (2x)

BJ ALLEN JR.
Jr. • 6-0 • 193




30

Year	Tkls	PBU	FF
2025	13	3	--
Career	21	3	1

GAME HIGHS

Season	Career
Tkls 5 (UTSA)	5 (UTSA, '25)
PBU 2 (UAB)	2 (UAB, '25)
FF --	1 (ARMY, '24)

EVAN JACKSON
Jr. • 5-11 • 183



3

Year	Tkls	PBU	INT
2025	33	--	1
Career	119	5	5

GAME HIGHS


Season	Career
Tkls 9 (UAB)	11 (UTSA, '23)
PBU --	1 (5x)
INT 1 (WSU)	2 (TULS, '24)

16

MEANGREENSPORTS.COM

KR

SIMEON EVANS
Sr. • 5-11 • 208

3


Year	No.	Yds.	TD
2025	13	355	--
Career	13	355	-

GAME HIGHS

No.	Season	Career
	3 (WMU)	3 (WMU, '25)
Yds.	95 (UAB)	95 (UAB, '25)
Long	52 (UAB)	52 (UAB, '25)

PR

MILES COLEMAN
So. • 5-6 • 159

1


Year	No.	Yds.	TD
2025	6	29	--
Career	8	25	--

GAME HIGHS

No.	Season	Career
	2 (2x)	2 (2x)
Yds.	14 (LAM)	14 (USA, '25)
Long	14 (USA)	14 (USA, '25)

LS


CADEN YATES
So. • 6-1 • 226

48

Year	GP/GS
2025	10/0
Career	21/0

PK

KALI NGUMA
So. • 5-10 • 186

40


Year	FGM/ATT	Pct.	Long
2025	11/12	91.7	46
Career	22/28	78.5	46

GAME HIGHS

No.	Season	Career
FGM	2 (3x)	3 (WYO, '24)
FGA	2 (3x)	3 (WYO, '24)
Long	46 (UAB)	46 (2x)

P

SAWYER EVANS
Sr. • 6-3 • 204


41

Year	Punts	Yards	Avg.
2025	24	970	40.4
Career	155	6,300	40.6

GAME HIGHS

No.	Season	Career
Punts	5 (WMU)	9 (TEM, '24)
Long	51 (WSU)	64 (LT, '23)
In 20	2 (3x)	3 (TULS, '23)

DALTON CARNES
Jr. • 5-9 • 174


11

Year	No.	Yds.	TD
2025	1	18	--
Career	1	18	--

GAME HIGHS

No.	Season	Career
	1 (NAVY)	1 (NAVY, '25)
Yds.	18 (NAVY)	18 (NAVY, '25)
TD	--	--

LONDON SIDES
Jr. • 5-11 • 190

22

Year	No.	Yds.	TD
2025	5	39	--
Career	7	42	--

GAME HIGHS

No.	Season	Career
	4 (UTSA)	4 (UTSA, '25)
Yds.	21 (CLT)	21 (CLT, '25)
Long	21 (CLT)	21 (CLT, '25)

GAME-BY-GAME OFFENSIVE STARTERS


OPPONENT	Z	Y	X	H	RB	QB	LT	LG	C	RG	RT
Lamar	Evans	Coleman	Tipton	Williams III	McGill II	Mestemaker	Nelson	Blair	Yanta II	Dickson III	Obidegwu
at Western Michigan	Evans	Coleman	Sides	Williams III	McGill II	Mestemaker	Nelson	Blair	Yanta II	Dickson III	Moore III
Washington State	Evans	Coleman	Sides	Williams III	McGill II	Mestemaker	Magiya	Blair	Yanta II	Dickson III	Nelson
at Army	Evans	Coleman	Sides	Williams III	McGill II	Mestemaker	Nelson	Blair	Yanta II	Dickson III	Obidegwu
South Alabama	Evans	Coleman	Sides	Williams III	McGill II	Mestemaker	Nelson	Blair	Yanta II	Dickson III	Obidegwu
South Florida	Evans	Coleman	Sides	Williams III	Hawkins	Mestemaker	Nelson	Blair	Yanta II	Dickson III	Obidegwu
UTSA	Dorner	Young	Sides	Williams III	Hawkins	Mestemaker	Nelson	Blair	Yanta II	Dickson III	Obidegwu
at Charlotte	Dorner	Young	Sides	Williams III	Hawkins	Mestemaker	Magiya	Nnanna	Yanta II	Dickson III	Obidegwu
Navy	Dorner	Young	Sides	Williams III	Hawkins	Mestemaker	Nelson	Blair	Yanta II	Dickson III	Obidegwu
at UAB	Dorner	Young	Sides	Williams III	Hawkins	Mestemaker	Nelson	Blair	Yanta II	Dickson III	Obidegwu
at Rice											
Temple											

GAME-BY-GAME DEFENSIVE STARTERS

OPPONENT	DE	DT	DT	DE	MIKE	WILL	SAM / NICKEL	S	S	CB / NICKEL	CB
Lamar	Hayes	Vailea II	Outland Jr.	Day	Fields	Whitter	Wesloski (S)	Jones II	Smith-Young	Armstead	Lewis
at Western Michigan	Hayes	Vailea II	Outland Jr.	Day	Fields	Whitter	Hammonds (N)	Jones II	Smith-Young	Armstead	Fisher
Washington State	Hayes	Vailea II	Outland Jr.	Day	Fields	Whitter	Hammonds (N)	Jones II	Jackson	Armstead	Fisher
at Army	Hayes	Vailea II	Outland Jr.	Day	Fields	Whitter	Wesloski (S)	Jones II	Smith-Young	Hammonds (N)	Fisher
South Alabama	Hayes	Clements	Outland Jr.	Day	Fields	Whitter	Wesloski (S)	Jones II	Smith-Young	Armstead	Fisher
South Florida	Hayes	Clements	Outland Jr.	Day	Fields	Whitter	Hammonds (N)	Jones II	Smith-Young	Armstead	Fisher
UTSA	Hayes	Clements	Outland Jr.	Day	Fields	Whitter	Hammonds (N)	Jones II	Smith-Young	Armstead	Fisher
at Charlotte	Hayes	Clements	Outland Jr.	Day	Fields	Wesloski	Hammonds (N)	Jones II	Smith-Young	Armstead	Fisher
Navy	Hayes	Clements	Outland Jr.	Day	Fields	Whitter	Hammonds (N)	Jones II	Smith-Young	Armstead	Fisher
at UAB	Hayes	Clements	Outland Jr.	Day	Fields	Wesloski	Hammonds (N)	Jones II	Smith-Young	Armstead	Fisher
at Rice											
Temple											

MEANGREENSPORTS.COM

17



569

UNIQUE SCORES
in UNT Football History

53-24

LAST SCORIGAMI
Nov. 15, 2025 at UAB

Most Common Final Scores in UNT Football History

Score	Times	Last Occurrence	UNT Record
6-0	24	Oct. 23, 1954, Loss vs. UTEP	12-12
13-0	14	Oct. 28, 2000, Win at Louisiana	8-6
14-0	12	Sept. 26, 1953, Loss vs. Arizona St.	6-6
7-6	12	Oct. 24, 1981, Loss vs. UTA	7-5
0-0	12	Oct. 26, 1985, Tie at McNeese	0-0-12
14-6	11	Oct. 28, 2006, Loss at Troy	2-9
14-7	10	Sept. 22, 2012, Loss vs. Troy	8-2
20-17	9	Nov. 13, 2021, Win vs. UTEP	4-5
20-7	9	Aug. 31, 2000, Loss vs. Baylor	5-4
20-0	9	Nov. 9, 1985, Win vs. Lamar	5-4

14

MOST COMMON WINNING SCORE

Has occurred 62 times with the last occurrence being a 14-3 loss vs. Army on Nov. 9, 2024.
Next Closest: 27 points, 50 times

19

SCORIGAMIS UNDER MORRIS

North Texas has had 19 games end with a unique final score under HC Eric Morris. The Mean Green are 10-9 in those games.

What is Scorigami?

Scorigami is the art of building final scores that have never happened before. Jon Bois developed the concept to find unique scored in NFL history. This chart was inspired by UCF, the first known FBS program to implement Scorigami to track the most common scores in program history.

How do I read this chart?

The winning team's score is along the top (horizontal axis) and the losing team's score is along the left (vertical axis). Scores marked in light green have happened, scores in white have not yet happened, scores in dark green are impossible. The bottom half is all dark green because the losing team can not score more points than the winning team. The number in the green square represents the amount of UNT games with that final score. Scores bordered in black are results from the 2025 season.

THE LAST TIME A UNT PLAYER...

INDIVIDUAL RUSHING

Rushed for 100+ yards	189, Caleb Hawkins at UAB (11/15/25)
Had 100+ yards rushing at halftime	132, Caleb Hawkins vs. Navy (11/1/25)
Had consecutive games w/ 100+ rush yards	Caleb Hawkins, 2 games (11/1-11/15/25)
Had 3 consecutive games w/ 100+ rush yards	Ayo Adeyi, 3 games (9/16-10/7/23)
Had 4 consecutive games w/ 100+ rush yards	DeAndre Torrey, 4 games (10/27-11/24/18)
Had 100+ rushing yards (QB)	169, Jason Bean at Middle Tennessee (10/17/20)
Rushed for 150+ yards	189, Caleb Hawkins at UAB (11/15/25)
Rushed for 200+ yards	244, DeAndre Torrey vs. Northwestern St. (9/4/21)
Rushed for 250+ yards	251, Brandin Byrd at Tulsa (11/30/13)
Rushed for 300+ yards	313, Lance Dunbar vs. Middle Tennessee (12/3/11)
Had 30+ rushing attempts	33, Caleb Hawkins vs. Navy (11/1/25)
Had 35+ rushing attempts	40, Lance Dunbar vs. Middle Tennessee (12/3/11)
Had 40+ rushing attempts	40, Lance Dunbar vs. Middle Tennessee (12/3/11)
Rushed for 2+ TDs	5, Caleb Hawkins at UAB (11/15/25)
Rushed for 3+ TDs	5, Caleb Hawkins at UAB (11/15/25)
Rushed for 4+ TDs	5, Caleb Hawkins at UAB (11/15/25)
Rushed for 5+ TDs	5, Caleb Hawkins at UAB (11/15/25)
Had a 50+ yard rushing play	51, Caleb Hawkins at UAB (11/15/25)
Had a 60+ yard rushing play	70, Drew Mestemaker vs. Texas State (1/3/25)*
Had a 70+ yard rushing play	70, Drew Mestemaker vs. Texas State (1/3/25)*
Had an 80+ yard rushing play	80, Damashja Harris vs. SFA (9/7/24)*
Had a 90+ yard rushing play	92, Ayo Adeyi vs. LA Tech (10/15/22)*

INDIVIDUAL PASSING

Passed for 250+ yards	298, Drew Mestemaker at UAB (11/15/25)
Passed for 300+ yards	608, Drew Mestemaker at Charlotte (10/24/25)
Had 300+ yards at halftime	329, Drew Mestemaker at Charlotte (10/24/25)
Passed for 400+ yards	608, Drew Mestemaker at Charlotte (10/24/25)
Passed for 500+ yards	608, Drew Mestemaker at Charlotte (10/24/25)
Passed for 600+ yards	608, Drew Mestemaker at Charlotte (10/24/25)
Passed for 3+ TDs	4, Drew Mestemaker at Charlotte (10/24/25)
Passed for 4+ TDs	4, Drew Mestemaker at Charlotte (10/24/25)
Passed for 4+ TDs in a half	4, Chandler Rogers, second half, vs. Memphis (10/28/23)
Passed for 5+ TDs	5, Chandler Morris vs. Tulsa (9/28/24)
Passed for 5+ TDs in a half	5, Austin Aune, first half vs. Florida International (11/5/22)
Passed for 6+ TDs	7, Mason Fine vs. UTEP (11/2/19)
Passed for 7+ TDs	7, Mason Fine vs. UTEP (11/2/19)
Passed for 8+ TDs	8, Giovanni Vizza vs. Navy (11/10/07)
Had 30+ completions	37, Drew Mestemaker at Charlotte (10/24/25)
Had 40+ completions	40, Mason Fine vs. SMU (9/1/18)
Had 40+ attempts	49, Drew Mestemaker at Charlotte (10/24/25)
Had 50+ attempts	57, Chandler Morris vs. Tulane (10/26/24)
Had 60+ attempts	61, Chandler Morris at Memphis (10/19/24)
Had a 50+ yard passing play	61, Drew Mestemaker to Wyatt Young at UAB (11/15/25)
Had a 60+ yard passing play	61, Drew Mestemaker to Wyatt Young at UAB (11/15/25)
Had a 70+ yard passing play	70, Drew Mestemaker to Wyatt Young at Charlotte (10/24/25)*
Had an 80+ yard passing play	96, Chandler Morris to Blair Conwright vs. Tulsa (9/28/24)*

* Scored a touchdown on the play

UNT QUICK FACTS

Location	Denton, Texas
Founded	1890
President	Dr. Harrison Keller
Enrollment	46,940
Athletic Director	Jared Mosley
Nickname	Mean Green
Colors	Green and White
Home Field	DATCU Stadium
Capacity	30,100
Surface	Field Turf Cool Play
First Year of Football	1913
Years of Football	110
Conference	American Conference
Head Coach	Eric Morris
Overall Record	44-33 (7th Season)
Record at UNT	20-15 (11-11)
Primary Offense	Multiple
Primary Defense	4-2-5

UNT TEAM RECORD

Overall	558-549-34
FBS Overall	276-436-12
FBS Home	137-122-3
FBS Away	128-278-9
FBS Neutral	11-36
Since DIV 1-A (1995)	148-224
DATCU Stadium Record	57-32

VS. FBS CONFERENCES

American	44-81
ACC	16-48-1
Big 12	28-76-1
Big Ten	1-4
CUSA	92-59-7
Independent	0-0
MAC	4-6
Mountain West	17-34-1
Pac 12	2-1
SEC	5-63
Sun Belt	74-68-3

CURRENT TEAM STREAKS

Wins	4
Home Wins	2
Away Wins	5
American Wins	4
American Losses	0
Losses	0
Home Losses	0
Away Losses	0
Non-conference Wins	4
Non-conference Losses	0

collegepressbox
SINCE 2005 EVERYTHING BUT THE PREGAME MEAL

collegepressbox is the official media website for Division I football. Access and download game notes, quotes, statistics, media guides, headshots, logos and more for all FBS schools, conferences, postseason games, awards and the College Football Playoff. For access, please register for an account at collegepressbox.com/register.

THE LAST TIME A UNT PLAYER...

INDIVIDUAL RECEIVING

Caught 10+ passes	11, DT Sheffield at Florida Atlantic (10/12/24)
Caught 11+ passes.....	11, DT Sheffield. at Florida Atlantic (10/12/24)
Caught 12+ passes	12, Damon Ward Jr. at South Alabama (8/31/24)
Caught 15+ passes	15, Carlos Harris vs USM (10/18/14)
Had 100+ receiving yards.....	143, Wyatt Young at UAB (11/15/25)
Had 100+ yards receiving at halftime	110, Wyatt Young at UAB (11/15/25)
Had 100+ yards receiving in second half	125, Wyatt Young at Charlotte (10/24/25)
Had consecutive games w/ 100+ rec. yards.....	Wyatt Young, 2 games (10/18-10/24/2025)
Had 3 consecutive games w/ 100+ rec. yards.....	DT Sheffield, 3 games (10/12-10/26/2024)
Had 150+ receiving yards.....	190, Wyatt Young at Charlotte (10/24/25)
Had 200+ receiving yards.....	230, Damon Ward Jr. at South Alabama (8/31/24)
Had 250+ receiving yards.....	327, Casey Fitzgerald at SMU (9/8/07)
Had 300+ receiving yards.....	327, Casey Fitzgerald at SMU (9/8/07)
Had 2+ receiving TDs	2, Caleb Hawkins at Charlotte (10/24/25)
Had 3+ receiving TDs	3, Wyatt Young vs. UTSA (10/18/25)
Had 3+ receiving TDs in a half	First Half, DT Sheffield vs. SFA (9/7/24)
Had 4+ receiving TDs	4, Jaelon Darden at UTEP (12/11/20)
Had 5+ receiving TDs	5, Casey Fitzgerald vs. Navy (11/10/07)
Had consecutive games w/ rec. TD	Wyatt Young, 2 games; Cameron Dornier, 2 games (10/18-10/24/25)
Had 5+ consecutive games w/ rec. TD	DT Sheffield, 5 games (9/21-10/26/24)
Had 8+ consecutive games w/ rec. TD	Ja'Mori Maclin, 8 games (9/2-10/28/23)
Had 10+ consecutive games w/ rec. TD	Jaelon Darden, 10 games (11/30/19-12/11/20)
Had 100+ receiving yards (RB)	106, Antoine Jimmerson vs. Louisiana (10/16/12)

INDIVIDUAL DEFENSE

Had 15+ tackles.....	16 (10 solo/6 assist), Jaylen Smith vs. East Carolina (11/23/24)
Had 20+ tackles.....	21 (9 solo/12 assist), Chris Hurd at Air Force (9/13/03)
Had 10+ solo tackles	10, Jaylen Smith vs. East Carolina (11/23/24)
Had 3+ players with 10+ tackles.....	11, Patrick Smith-Young; 11, Ethan Wesloski; 11, Shane Whitter; 10, Fatafehi Vailea II at Army (9/20/25)
Had 4+ players with 10+ tackles.....	11, Patrick Smith-Young; 11, Ethan Wesloski; 11, Shane Whitter; 10, Fatafehi Vailea II at Army (9/20/25)
Had 3+ sacks.....	3.0, Mazin Richards vs. LA Tech (10/15/22)
Had 4+ tackles for loss	4.0, KD Davis at Missouri (10/9/21)
Had 2+ interceptions	2, Will Jones II at UAB (11/15/25)
Had 3+ interceptions	3, Ken Fontno vs. Wichita State (11/20/71)
Returned an interception for a TD	58 yards by Ridge Texada vs. Florida Atlantic (10/1/22)
Had 4+ pass breakups	4, Ridge Texada vs. Florida Atlantic (10/1/22)
Returned a fumble for a TD	0 yards by Ethan Wesloski vs. Lamar (8/30/25)

INDIVIDUAL SPECIAL TEAMS

Made 3+ field goals	3, Kali Nguma vs. Wyoming (9/21/24)
Made 4+ field goals	4, Noah Rauschenberg at LA Tech (9/16/23)
Made 5+ field goals	4, Noah Rauschenberg at LA Tech (9/16/23)
Made a 50+ yard field goal	51, Ethan Mooney at Charlotte (10/26/19)
Made a 60+ yard field goal	61, Garrett Courtney vs. Idaho (10/31/98)
Made a GW FG with less than 1:00 remaining.....	0:00, 32 yards, Noah Rauschenberg vs. UAB (11/25/23)
Had a 60+ yard punt.....	62, Sawyer Evans vs. UAB (11/25/23)
Had a 70+ yard punt.....	70, Berna Rodriguez vs. Miami (OH) (12/23/21)
Had an 80+ yard punt.....	92, Toby Gowin vs. Vanderbilt (10/12/96)
Had a 90+ yard punt.....	92, Toby Gowin vs. Vanderbilt (10/12/96)
Returned a kickoff for a TD.....	99 yards by Kaylon Horton at UNLV (9/17/22)
Returned a punt for a TD.....	90 yards by Keegan Brewer at Arkansas (9/15/18)
Blocked a punt.....	JJ Jean-Louis vs. Washington State (9/13/25)
Blocked 2+ punts.....	vs. Old Dominion (10/28/17)
Blocked a FG.....	DeShawn Gaddie at Middle Tennessee (10/17/20)
Blocked a PAT	Roderick Brown vs. California (9/2/23)
Returned a blocked punt for a TD	0 yards, C.J. Garnett at South Alabama (8/31/24)
Returned a blocked FG for a TD	66 yards, Phillip Littlejohn vs. Idaho (10/4/97)

THE LAST TIME A UNT OPPONENT...

RUSHING OFFENSE

Rushed for 150+ yards	190, UAB (11/15/25)
Rushed for 200+ yards	311, Navy (11/1/25)
Rushed for 250+ yards	311, Navy (11/1/25)
Rushed for 300+ yards	311, Navy (11/1/25)
Rushed for 400+ yards	500, App State (12/21/20)
Rushed for 500+ yards	500, App State (12/21/20)

PASSING OFFENSE

Passed for 300+ yards	307, Texas State (1/3/25)
Passed for 400+ yards	432, South Alabama (8/31/24)
Passed for 500+ yards	563, Houston (9/10/11)

TOTAL OFFENSE

Had 400+ yards of total offense	478, UAB (11/15/25)
Had 450+ yards of total offense	478, UAB (11/15/25)
Had 500+ yards of total offense	580, South Florida (10/10/25)
Had 600+ yards of total offense	600, Memphis (10/28/23)

INDIVIDUAL RUSHING

Had a player rush for 100+ yards	159, Jevon Jackson, UAB (11/15/25)
Had 2 players rush for 100+ yards	117, Dewayne Coleman; 113, Hayden Reed, Army (9/20/25)
Had a player rush for 150+ yards	159, Jevon Jackson, UAB (11/15/25)
Had a player rush for 200+ yards	227, Aidan Robbins, UNLV (9/17/22)
Had a player rush for 300+ yards	319, Camerun Peoples, App St. (12/21/20)
Had a quarterback rush for 100+ yards	112, Blake Horvath, Navy (11/1/25)
Had a player rush for 2+ TDs	2, Byrum Brown, South Florida (10/10/25)
Had a player rush for 3+ TDs	3, Rahjai Harris, East Carolina (11/23/24)
Had a player rush for 4+ TDs	4, Mario Anderson Jr., Memphis (10/19/24)
Had a player rush for 5+ TDs	5, Camerun Peoples, App State (12/21/20)

INDIVIDUAL RECEIVING

Had a player catch 10+ passes	10, Jamaal Pritchett, South Alabama (8/31/24)
Had a player receive 100+ yards	127, Brandon Hawkins Jr., UAB (11/15/25)
Had a player receive 200+ yards	208, Kalib Woods, Florida Atlantic (12/2/17)
Had 2 players receive 100+ yards	121, Anthony Smith; 112, Yannick Smith, East Carolina (11/23/24)
Had a player receive 3+ TDs	3, Blayne Taylor, Abilene Christian (9/30/23)
Had a player receive 4+ TDs	4, Cortland Sutton, SMU (9/9/17)

SCORING

Scored 30+ points	63, South Florida (10/10/25)
Scored 40+ points	63, South Florida (10/10/25)
Scored 50+ points	63, South Florida (10/10/25)
Scored 60+ points	63, South Florida (10/10/25)

MISC.

Returned a kickoff for a TD	100 yards by Tyler King, Wyoming (9/21/24)
Returned a punt for a TD	72 yards by Demario Douglas, Liberty (10/23/21)
Returned a kickoff & punt for a TD same game	Houston (9/28/19)
Returned an INT for a TD	44 yards by Bralyn Lux, Texas Tech (9/14/24)
Returned 2 INT for a TD	Jaylon Allen and Xavier Cullens, Memphis (9/24/22)
Returned a fumble for a TD	34 yards by Jhalyn Shuler, South Florida (10/10/25)
Returned a blocked punt for a TD	0 yards by Brandon Moss, UTEP (11/26/16)
Blocked a punt	Avery Morris, UTSA (10/22/22)
Blocked a PAT	JaQues Evans, WKU (10/29/22)
Blocked a FG	Andrew Wilson-Lamp, East Carolina (11/23/24)
Returned a blocked FG for a TD	62 yards by Derrick Strozier, Tulane (10/5/13)
Recorded a safety	TEAM, UNLV (9/17/22)
Recovered an onside kick	UTSA (11/15/24)
Scored a 2-point conversion	Pass, Brandon Hawkins Jr. from Jalen Kitna, UAB (11/15/25)
Recorded a shutout	32-0, Florida (9/17/16)

THE LAST TIME UNT...

SCORING

Scored 30 or more points	53 at UAB (11/15/25)
Scored 40 or more points	53 at UAB (11/15/25)
Scored 50 or more points	53 at UAB (11/15/25)
Scored 60 or more points	77 vs. Nicholls State (9/20/14)
Scored 70 or more points	77 vs. Nicholls State (9/20/14)
Scored 40 or more points in consecutive games.....	2, 55 vs. UTSA; 54 at Charlotte (10/18-10/24/25)
Scored 40 or more points in 3+ consecutive games	4, 44 vs. Wyoming; 52 vs. Tulsa; 41 at Florida Atlantic; 44 at Memphis (9/21-10/19/24)
Scored 40 or more points in 4+ consecutive games	4, 44 vs. Wyoming; 52 vs. Tulsa; 41 at Florida Atlantic; 44 at Memphis (9/21-10/19/24)

TOTAL OFFENSE

Had 30+ First Downs	32 at Charlotte (10/24/25)
Had 35+ First Downs	37 vs. UAB (11/25/23)
Had more than 400 total yards	506 at UAB (11/15/25)
Had more than 450 total yards	506 at UAB (11/15/25)
Had more than 500 total yards	506 at UAB (11/15/25)
Had more than 600 total yards	754 at Charlotte (10/24/25)
Had more than 700 total yards	754 at Charlotte (10/24/25)
Had a 100+ yard rusher and 100+ yard receiver.....	189, Caleb Hawkins; 143, Wyatt Young at UAB (11/15/25)
Had a 150+ yard rusher and 150+ yard receiver.....	169, Jason Bean; 204, Jaelon Darden at Middle Tennessee (10/17/20)
Had a 100+ yard rusher and 300+ yard passer.....	120, Shane Porter; 305, Chandler Morris vs. Wyoming (9/21/24)
Had a 100+ yd. rusher, 100+ yd. receiver, 300+ yd. passer.....	120, Shane Porter; 109, DT Sheffield; 305, Chandler Morris vs. Wyoming (9/21/24)
Had two 100+ yd. rushers, two 100+ yd. receivers, 400+ yd. passer.....	132, Adeyi; 113, Adaway; 118, Maclin; 100, Sides; 403, Rogers vs. UAB (11/25/23)
Had a player with a rushing and receiving TD in the same game	Caleb Hawkins vs. South Alabama (9/27/25)
Had a player with 100+ yd. rushing and 100+ yd. receiving in the same game	Lance Dunbar vs. Indiana (9/24/11)

RUSHING OFFENSE

Rushed for 200 or more yards.....	208 at UAB (11/15/25)
Rushed for 250 or more yards.....	270 vs. UTSA (10/18/25)
Rushed for 300 or more yards.....	475 vs. LA Tech (10/15/22)
Rushed for 400 or more yards.....	475 vs. LA Tech (10/15/22)
Rushed for 450 or more yards.....	475 vs. LA Tech (10/15/22)
Rushed for 4+ touchdowns.....	5 at UAB (11/15/25)
Rushed for 5+ touchdowns.....	5 at UAB (11/15/25)
Rushed for 6+ touchdowns.....	6 vs. UTSA (11/27/21)
Rushed for 7+ touchdowns.....	7 vs. Middle Tennessee (12/3/11)
Had 2+ players rush for 100+ yards	132, Ayo Adeyi; 113, Oscar Adaway III vs. UAB (11/25/23)
Had 3+ players rush for 100+ yards	169, Jason Bean; 143, DeAndre Torrey; 101, Tre Siggers at Middle Tennessee (10/17/20)
Had 2+ players rush for TD	2, Kiefer Sibley; 1, Ashton Gray at Charlotte (10/24/25)
Had 3+ players rush for TD	1, Makenzie McGill II; 1, Drew Mestemaker; 1, Wyatt Young vs. South Florida (10/10/25)
Had 4+ players rush for TD	1, Oscar Adaway III; 1, Ayo Adeyi; 1, Kaylon Horton; 1, Ikaika Ragsdale vs. LA Tech (10/15/22)
Had 2+ rush for 2+ TDs	3, DeAndre Torrey; 2, Ikaika Ragsdale vs. No. 15 UTSA (11/27/21)

PASSING OFFENSE

Passed for 300 or more yards	608 at Charlotte (10/24/25)
Passed for 350 or more yards	608 at Charlotte (10/24/25)
Passed for 400 or more yards	608 at Charlotte (10/24/25)
Passed for 500 or more yards	608 at Charlotte (10/24/25)
Passed for 600 or more yards	608 at Charlotte (10/24/25)
Passed for 5+ touchdowns	5 vs. UTSA (10/18/25)
Passed for 6+ touchdowns	7 vs. UTEP (11/2/19)
Passed for 7+ touchdowns	7 vs. UTEP (11/2/19)
Had 2 players with 100+ receiving yards.....	190, Wyatt Young; 117, Cameron Dornier; 114, Landon Sides at Charlotte (10/24/25)
Had 3 players with 100+ receiving yards.....	190, Wyatt Young; 117, Cameron Dornier; 114, Landon Sides at Charlotte (10/24/25)
Had 3+ players with receiving TD	2, Caleb Hawkins; 1, Wyatt Young; 1, Cameron Dornier at Charlotte (10/24/25)
Had 4+ players with receiving TD	1, Ethan Day; 1, Landon Sides; 1, Tre Williams III; 1, Wyatt Young vs. Washington State (9/13/25)
Had 2+ players with 2+ receiving TDs.....	3, Roderic Burns; 2, Ja'Mori Maclin vs. Memphis (10/28/23)

THE LAST TIME UNT...

TEAM DEFENSE

Had 90+ tackles.....	96 (50 solo-46 assist) vs. South Florida (10/10/25)
Had 100+ tackles.....	103 (47 solo-56 assist) at UTSA (10/22/22)
Had 7+ sacks.....	7 vs. LA Tech (10/15/22)
Had 8+ sacks.....	13 vs. Nicholls (9/20/14)
Had 10+ tackles-for-loss.....	11 at Missouri (10/9/21)
Had 15+ tackles-for-loss.....	16 vs. Memphis (12/16/03)
Forced 4+ fumbles.....	4 vs. UTSA (10/18/25)
Forced 5+ fumbles.....	5 vs. Northwestern State (9/4/21)
Recovered 4+ fumbles.....	5 vs. UTEP (11/28/15)
Had 8+ pass breakups.....	8 vs. Texas Southern (9/10/22)
Had 10+ pass breakups.....	11 vs. ULM (11/2/02)
Had 3+ interceptions.....	3 at UAB (11/15/25)
Had 4+ interceptions.....	4 at UTEP (12/11/20)
Had 5+ interceptions.....	6 at Arkansas (9/15/18)
Forced 4+ turnovers.....	4 at UAB (11/15/25)
Forced 5+ turnovers.....	5 vs. Washington State (9/13/25)
Allowed fewer than 75 total yards.....	49 vs. Lamar (11/5/83)
Allowed fewer than 100 total yards.....	95 vs. Abilene Christian (9/5/92)
Allowed fewer than 150 total yards.....	119 vs. Lamar (8/30/25)
Allowed fewer than 200 total yards.....	119 vs. Lamar (8/30/25)
Allowed fewer than 250 total yards.....	119 vs. Lamar (8/30/25)
Allowed fewer than 300 total yards.....	275 vs. Washington State (9/13/25)
Allowed 10 or Fewer First Downs.....	8 vs. Lamar (8/30/25)
Returned two fumbles for a TD.....	37 yards by Grayson Murphy; 53 yards by KD Davis at Southern Miss (11/6/21)
Recorded two defensive TDs.....	37-yard fumble recovery by Grayson Murphy; 53-yard fumble recovery by KD Davis at Southern Miss (11/6/21)
Recorded a safety.....	Team safety vs. Southern Miss (11/19/16)
Recorded 2+ safeties.....	3 vs. Louisiana (9/27/03)

SCORING DEFENSE

Allowed 0 points.....	0 vs. Lamar (8/30/25)
Allowed 3 or fewer points.....	0 vs. Lamar (8/30/25)
Allowed 7 or fewer points.....	0 vs. Lamar (8/30/25)
Allowed 10 or fewer points.....	10 vs. Washington State (9/13/25)
Allowed 20 or fewer points.....	17 vs. Navy (11/1/25)

RUSHING DEFENSE

Allowed 0 or fewer rushing yards.....	-6 vs. Abilene Christian (9/5/92)
Allowed 20 or fewer rushing yards.....	4 vs. SMU (9/1/18)
Allowed 40 or fewer rushing yards.....	27 vs. Lamar (8/30/25)
Allowed 60 or fewer rushing yards.....	27 vs. Lamar (8/30/25)
Allowed 80 or fewer rushing yards.....	64 vs. Washington State (9/13/25)
Allowed 100 or fewer rushing yards.....	64 vs. Washington State (9/13/25)

PASSING DEFENSE

Allowed 10 or fewer passing yards.....	7 vs. Abilene Christian (9/1/94)
Allowed 30 or fewer passing yards.....	15 vs. Army (11/9/24)
Allowed 50 or fewer passing yards.....	15 vs. Army (11/9/24)
Allowed 100 or fewer passing yards.....	80 vs. Navy (11/1/25)
Allowed 150 or fewer passing yards.....	80 vs. Navy (11/1/25)
Allowed 200 or fewer passing yards.....	80 vs. Navy (11/1/25)

MISCELLANEOUS TEAM

UNT wins when holding opponents to 10 points or less.....	42 consecutive, last loss at Marshall 7-0 (11/25/88)
Overcame a 14+ point deficit.....	14 at Western Michigan (9/6/25)
Overcame a 17+ point deficit.....	17 at Rice (9/24/16)
Overcame a 20+ point deficit.....	23 at Cincinnati (11/1/69)
Recovered an onside kick.....	at Tulane (10/21/23)
Recorded a shutout.....	51-0 vs. Lamar (8/30/25)
Scored a 2-point conversion.....	Pass, Wyatt Young from Drew Mestemaker at UAB (11/15/25)
Scored a game-winning touchdown with less than 1:00 remaining.....	0:58, 3-yard pass, DT Sheffield from Chandler Morris at FAU (10/12/24)

UNT FOOTBALL 2025

OVERALL: 9-1 (HOME 5-1, ROAD 4-0, NEUTRAL 0-0) | AMERICAN: 5-1 (HOME 2-1, ROAD 3-0, NEUTRAL 0-0)

Team Results

	Date	Opponent		Score	Att.
	08/30/2025	Lamar University	W	51-0	20594
	09/06/2025	at Western Mich.	Wot1	33-30	20051
	09/13/2025	Washington St.	W	59-10	26837
*	09/20/2025	at Army West Point	Wot1	45-38	28446
	09/27/2025	South Alabama	W	36-22	16575
*	10/10/2025	South Fla.	L	36-63	31386
*	10/18/2025	UTSA	W	55-17	25053
*	10/24/2025	at Charlotte	W	54-20	9626
*	11/01/2025	Navy	W	31-17	26516
*	11/15/2025	at UAB	W	53-24	16190

Rushing

Player	gp	att	gain	loss	net	avg	td	lg	avg/g
Caleb Hawkins	9	148	948	15	933	6.3	16	51	103.7
Makenzie McGill II	7	75	407	18	389	5.2	5	27	55.6
Kiefer Sibley	6	36	228	5	223	6.2	5	45	37.2
Ashton Gray	8	18	96	2	94	5.2	1	32	11.8
Jayden Becks	4	21	95	8	87	4.1	2	16	21.8
Drew Mestemaker	10	42	160	104	56	1.3	4	31	5.6
Miles Coleman	8	2	22	0	22	11.0	1	18	2.8
Reese Poffenbarger	2	4	24	4	20	5.0	0	12	10.0
Wyatt Young	10	2	17	0	17	8.5	1	11	1.7
Chris Jimerson Jr.	2	1	3	0	3	3.0	0	3	1.5
Cameron Dornier	10	1	2	0	2	2.0	0	2	0.2
Tom von Grote	3	1	2	0	2	2.0	0	2	0.7
Team	10	11	0	25	-25	-2.3	0	0	-2.5
Total	10	362	2004	181	1823	5.0	35	51	182.3
Opponents	10	420	2246	219	2027	4.8	17	75	202.7

Passing

Player	gp	effic	comp-att-int	pct	yds	td	lg	avg/g
Drew Mestemaker	10	164.7	232-335-4	69.3	3000	23	70	300.0
Reese Poffenbarger	2	114.6	5-7-0	71.4	36	0	11	18.0
Chris Jimerson Jr.	2	370.4	1-2-0	50.0	37	1	37	18.5
Team	10	0.0	0-1-0	0.0	0	0	0	0.0
Total	10	164.4	238-345-4	69.0	3073	24	70	307.3
Opponents	10	116.3	160-276-12	58.0	1731	12	68	173.1

Receiving

Player	gp	no.	yds	avg	td	lg	avg/g
Wyatt Young	10	48	781	16.3	8	70	78.1
Cameron Dornier	10	38	617	16.2	5	41	61.7
Miles Coleman	8	33	344	10.4	1	54	43.0
Caleb Hawkins	9	25	294	11.8	3	68	32.7
Landon Sides	9	24	346	14.4	1	60	38.4
Tre Williams III	10	22	251	11.4	3	30	25.1
Simeon Evans	10	15	125	8.3	0	30	12.5
Dalton Carnes	10	7	80	11.4	0	21	8.0
Terrence Lewis	9	7	128	18.3	1	37	14.2
Makenzie McGill II	7	4	14	3.5	0	7	2.0
Jayden Becks	4	3	17	5.7	0	8	4.3
Kiefer Sibley	6	3	34	11.3	0	20	5.7
Shandon King	4	3	20	6.7	0	8	5.0
Baron Tipton	10	2	12	6.0	0	15	1.2
Brandon Young Jr.	10	2	10	5.0	1	8	1.0
Gabe Blair	9	1	-2	-2.0	0	0	-0.2
Ethan Day	10	1	2	2.0	1	2	0.2
Total	10	238	3073	12.9	24	70	307.3
Opponents	10	160	1731	10.8	12	68	173.1

Game Records

Record	Overall	Home	Away	Neutral
ALL GAMES	9-1	5-1	4-0	0-0
CONFERENCE	5-1	2-1	3-0	0-0
NON-CONFERENCE	4-0	3-0	1-0	0-0

Team Statistics

	UNT	OPP
First Downs	258	194
Rushing	93	108
Passing	145	78
Penalty	20	8
Rushing Yardage	1823	2027
Rushing attempts	362	420
Average per rush	5.0	4.8
Average per game	182.3	202.7
TDs Rushing	35	17
Passing Yardage	3073	1731
Comp-Att-Int	238-345-4	160-276-12
Average per pass	8.9	6.3
Average per catch	12.9	10.8
Average per game	307.3	173.1
TDs Passing	24	12
Total offense	4896	3758
Average per play	6.9	5.4
Average per game	489.6	375.8
Kick returns: #-Yards	17-389	35-667
Punt returns: #-Yards	15-62	4-17
Int returns: #-Yards	12-217	4-62
Fumbles-Lost	9-6	18-12
Penalties-Yards	55-447	71-609
Punts-Avg	24-40.4	40-39.7
Time of possession / game	28:53	31:07
3rd-down conversion	59/124	65/146
4th-down conversion	15/22	15/25
PAT-attempts	(54-54) 100%	(27-27) 100%
2-point conversion-attempts	(3-5) 60%	(2-3) 67%

Interceptions

Player	no.	yds	avg	td	lg
Will Jones II	2	0	0.0	0	0
Kollin Lewis	2	0	0.0	0	0
Quinton Hammonds	2	0	0.0	0	0
Trey Fields	1	26	26.0	0	26
Shane Whitter	1	43	43.0	0	43
David Fisher	1	39	39.0	0	39
Da'Veawn Armstead	1	35	35.0	0	35
Ethan Wesloski	1	14	14.0	0	14
Evan Jackson	1	60	60.0	0	60
Total	12	217	18.1	0	60
Opponents	4	62	15.5	0	31

UNT FOOTBALL 2025

OVERALL: 9-1 (HOME 5-1, ROAD 4-0, NEUTRAL 0-0) | AMERICAN: 5-1 (HOME 2-1, ROAD 3-0, NEUTRAL 0-0)

Field Goals

Player	fg	pct.	01-19	20-29	30-39	40-49	50-99	lg	blk
Kali Nguma	11-12	91.7	1-1	8-8	0-0	2-3	0-0	46	0
Opponents	10-10	100.0	0-0	6-6	0-0	4-4	0-0	48	0

Scoring

Player	td	fg	PAT					dxp	saf	pts
			kick	rush	rcv	pass				
Caleb Hawkins	19	-	-	-	-	-	-	-	-	114
Kali Nguma	-	11-12	54-54	-	-	-	-	-	-	87
Wyatt Young	9	-	-	-	2	-	-	-	-	58
Cameron Dornier	5	-	-	-	-	-	-	-	-	30
Makenzie McGill II	5	-	-	-	-	-	-	-	-	30
Kiefer Sibley	5	-	-	-	-	-	-	-	-	30
Drew Mestemaker	4	-	-	-	-	3	-	-	-	24
Tre Williams III	3	-	-	-	-	-	-	-	-	18
Jayden Becks	2	-	-	-	-	-	-	-	-	12
Miles Coleman	2	-	-	-	-	-	-	-	-	12
Ethan Wesloski	1	-	-	-	-	-	-	-	-	6
Landon Sides	1	-	-	-	-	-	-	-	-	6
Ethan Day	1	-	-	-	-	-	-	-	-	6
Ashton Gray	1	-	-	-	-	-	-	-	-	6
Brandon Young Jr.	1	-	-	-	-	-	-	-	-	6
Terrence Lewis	1	-	-	-	-	-	-	-	-	6
Dalton Carnes	-	-	-	-	1	-	-	-	-	2
Total	60	11-12	54-54	0	3	3	0	0	0	453
Opponents	30	10-10	27-27	1	1	1	0	0	0	241

Score by Periods

Team	1st	2nd	3rd	4th	OT	TOT
North Texas	128	117	111	84	13	453
Opponents	41	69	73	55	3	241

Punting

Player	no.	yds	avg	lg	tb	fc	i20	50+	blk
Sawyer Evans	24	970	40.4	51	1	12	7	1	0
Total	24	970	40.4	51	1	12	7	1	0
Opponents	40	1589	39.7	60	1	12	11	8	2

Punt Returns

Player	no.	yds	avg	td	lg
Miles Coleman	6	29	4.8	0	14
Landon Sides	5	18	3.6	0	9
Simeon Evans	2	15	7.5	0	11
J.J. Jean-Louis	1	0	0.0	0	0
Wyatt Young	1	0	0.0	0	0
Total	15	62	4.1	0	21
Opponents	4	17	4.3	0	16

Kick Returns

Player	no.	yds	avg	td	lg
Simeon Evans	13	355	27.3	0	52
Miles Coleman	2	13	6.5	0	8
Dalton Carnes	1	18	18.0	0	18
Brandon Young Jr.	1	3	3.0	0	3
Total	17	389	22.9	0	52
Opponents	35	667	19.1	0	45

All Purpose

Player	g	rush	rcv	pr	kr	ir	total	avg/g
Caleb Hawkins	9	933	294	0	0	0	1227	136.3
Wyatt Young	10	17	781	0	0	0	798	79.8
Cameron Dornier	10	2	617	0	0	0	619	61.9
Simeon Evans	10	0	125	15	355	0	495	49.5
Miles Coleman	8	22	344	29	13	0	408	51.0
Makenzie McGill II	7	389	14	0	0	0	403	57.6
Landon Sides	9	0	346	18	0	0	364	40.4
Kiefer Sibley	6	223	34	0	0	0	257	42.8
Tre Williams III	10	0	251	0	0	0	251	25.1
Terrence Lewis	9	0	128	0	0	0	128	14.2
Jayden Becks	4	87	17	0	0	0	104	26.0
Dalton Carnes	10	0	80	0	18	0	98	9.8
Ashton Gray	8	94	0	0	0	0	94	11.8
Evan Jackson	10	0	0	0	0	60	60	6.0
Drew Mestemaker	10	56	0	0	0	0	56	5.6
Shane Whitter	9	0	0	0	0	43	43	4.8
David Fisher	9	0	0	0	0	39	39	4.3
Da'Veawn Armstead	10	0	0	0	0	35	35	3.5
Trey Fields	10	0	0	0	0	26	26	2.6
Reese Poffenbarger	2	20	0	0	0	0	20	10.0
Shandon King	4	0	20	0	0	0	20	5.0
Ethan Wesloski	10	0	0	0	0	14	14	1.4
Brandon Young Jr.	10	0	10	0	3	0	13	1.3
Baron Tipton	10	0	12	0	0	0	12	1.2
Chris Jimerson Jr.	2	3	0	0	0	0	3	1.5
Ethan Day	10	0	2	0	0	0	2	0.2
Tom von Grote	3	2	0	0	0	0	2	0.7
Gabe Blair	9	0	-2	0	0	0	-2	-0.2
Total	10	1823	3073	62	389	217	5564	556.4
Opponents	10	2027	1731	17	667	62	4504	450.4

Total Offense

Player	g	plays	rush	pass	total	avg/g
Drew Mestemaker	10	377	56	3000	3056	305.6
Caleb Hawkins	9	148	933	0	933	103.7
Makenzie McGill II	7	75	389	0	389	55.6
Kiefer Sibley	6	36	223	0	223	37.2
Ashton Gray	8	18	94	0	94	11.8
Jayden Becks	4	21	87	0	87	21.8
Reese Poffenbarger	2	11	20	36	56	28.0
Chris Jimerson Jr.	2	3	3	37	40	20.0
Miles Coleman	8	2	22	0	22	2.8
Wyatt Young	10	2	17	0	17	1.7
Cameron Dornier	10	1	2	0	2	0.2
Tom von Grote	3	1	2	0	2	0.7
Total	10	707	1823	3073	4896	489.6
Opponents	10	696	2027	1731	3758	375.8

UNT FOOTBALL 2025

OVERALL: 9-1 (HOME 5-1, ROAD 4-0, NEUTRAL 0-0) | AMERICAN: 5-1 (HOME 2-1, ROAD 3-0, NEUTRAL 0-0)

			Tackles				Sacks	Pass defense			Fumbles		blkd	
##	Player	gp	ua	a	tot	tfl/yds	no-yds	int-yds	brup	qbh	fr-yds	ff	kick	saf
6	Trey Fields	10	32	42	74	5-14	1-5	1-26	2	4	3-0	.	.	.
32	Ethan Wesloski	10	34	37	71	7.5-23	1.5-8	1-14	1	5	1-0	2	.	.
7	Shane Whitter	9	28	30	58	1.5-4	.	1-43	1	6	1-0	1	.	.
12	Patrick Smith-Young	9	30	21	51	.	.	.	2	.	1-0	.	.	.
0	Will Jones II	10	27	22	49	1.5-4	.	2-0	2	1	2-20	2	.	.
14	Quinton Hammonds	10	20	25	45	5-19	1-12	2-0	2	1	.	1	.	.
2	Da'Veawn Armstead	10	25	9	34	3.5-20	1-14	1-35	4
90	Ethan Day	10	15	19	34	6-34	4.5-32	.	.	6	1-0	.	.	.
3	Evan Jackson	10	20	13	33	0.5-2	.	1-60
1	David Fisher	9	21	11	32	2-5	.	1-39	6	1
44	Briceon Hayes	10	15	15	30	2.5-6	1.5-4	.	.	2	.	1	.	.
98	Saadq Clements	10	10	12	22	5.5-21	1.5-10	.	.	1	.	1	.	.
40	Keviyon Huddleston	10	12	9	21	8.5-35	5-31	.	.	.	1-0	.	.	.
15	Fatafehi Vailea II	4	5	10	15	1	.	.
94	Jayden Williams	8	9	6	15	1
45	Zhaiylen Scott	5	9	5	14	2-7	2-7	.	.	3	1-0	.	.	.
8	Richard Outland Jr.	10	8	5	13	1-3
30	BJ Allen Jr.	10	8	5	13	1-2	.	.	3
42	Brayden Knox	6	10	3	13
25	Kollin Lewis	9	9	3	12	1-4	.	2-0	.	.	1-0	.	.	.
93	Terrell Washington	10	2	7	9	0.5-0	.	.	.	1
97	Joshua Pierce	10	3	6	9	2-7	2-7	1	.	.
9	Jalyn Durgan	4	2	4	6	1-4	1-4
4	Tyrane Stewart	3	3	2	5
36	Jaden Manning	8	3	2	5
26	S'Maje Burrell	7	1	3	4
19	Kenton Allen	7	2	2	4
13	Jackson Lataimua	6	1	2	3
27	Julian Knox	8	1	2	3
5	Chase Canada	6	1	2	3	.	.	.	1
34	Brenden Reese	8	2	1	3
95	Rudy Vargas Jr.	7	.	3	3	0.5-0	.	.	.	1
35	J.J. Jean-Louis	10	1	1	2	1	.
53	Blake Fann	8	1	1	2
11	Dalton Carnes	10	2	.	2
10	Wyatt Young	10	1	1	2	1	.
47	Harrison Dempsey	5	.	1	1
40	Kali Nguma	10	1	.	1
17	Drew Mestemaker	10	1	.	1
21	Kiefer Sibley	6	1	.	1
16	Gabe Stroud	4	.	1	1
20	Bryce Garza	3	.	1	1
	Totals	10	376	344	720	58-214	22-134	12-217	24	33	12-20	10	2	0
	Opponents	10	367	308	675	40-168	13-95	4-62	23	31	6-34	6	0	0

UNT FOOTBALL 2025

OVERALL: 9-1 (HOME 5-1, ROAD 4-0, NEUTRAL 0-0) | AMERICAN: 5-1 (HOME 2-1, ROAD 3-0, NEUTRAL 0-0)

25-YARD PLUS PLAYS			
Yds	Type	Player(s)	Opponent
70*	Pass	Young, Wyatt from Mestemaker, Drew	Charlotte
68*	Pass	Hawkins, Caleb from Mestemaker, Drew	South Alabama
61	Pass	Young, Wyatt from Mestemaker, Drew	UAB
60	Pass	Sides, Landon from Mestemaker, Drew	Charlotte
60	INT	Jackson, Evan	Washington St.
54*	Pass	Coleman, Miles from Mestemaker, Drew	South Fla.
52	KR	Evans, Simeon	UAB
51	Rush	Hawkins, Caleb	UAB
46	Pass	Young, Wyatt from Mestemaker, Drew	Lamar University
45*	Rush	Sibley, Kiefer	Charlotte
44	KR	Evans, Simeon	South Alabama
43	INT	Whitter, Shane	Washington St.
43	KR	Evans, Simeon	UAB
42*	Pass	Young, Wyatt from Mestemaker, Drew	UTSA
41*	Pass	Dorner, Cameron from Mestemaker, Drew	Charlotte
40	Pass	Young, Wyatt from Mestemaker, Drew	Charlotte
39	INT	Fisher, David	UAB
39	Pass	Dorner, Cameron from Mestemaker, Drew	Navy
37	Rush	Hawkins, Caleb	UTSA
37*	Pass	Lewis, Terrence from Jimerson Jr., Ch	UTSA
36	Pass	Young, Wyatt from Mestemaker, Drew	South Alabama
35	INT	Armstead, Da'Vea	Army West Point
35	Pass	Dorner, Cameron from Mestemaker, Drew	UAB
35	KR	Evans, Simeon	Charlotte
34	Pass	Young, Wyatt from Mestemaker, Drew	UAB
33	Pass	Dorner, Cameron from Mestemaker, Drew	Navy
32*	Pass	Young, Wyatt from Mestemaker, Drew	Lamar University
32	Pass	Sides, Landon from Mestemaker, Drew	Western Michigan
32*	Rush	Gray, Ashton	Charlotte
32	Rush	Hawkins, Caleb	Navy
31	Rush	Mestemaker, Drew	Western Michigan
31	Pass	Hawkins, Caleb from Mestemaker, Drew	UTSA
30	KR	Evans, Simeon	Charlotte
30*	Pass	Dorner, Cameron from Mestemaker, Drew	UAB
30	Rush	Sibley, Kiefer	Lamar University
30	Pass	Evans, Simeon from Mestemaker, Drew	Lamar University
30	Rush	Hawkins, Caleb	South Fla.
30	Pass	Williams III, Tr from Mestemaker, Drew	Charlotte
28	Pass	Coleman, Miles from Mestemaker, Drew	Army West Point
28	Pass	Dorner, Cameron from Mestemaker, Drew	South Fla.
27	Pass	Williams III, Tr from Mestemaker, Drew	South Alabama
27	Rush	Sibley, Kiefer	UTSA
27	Rush	McGill II, Maken	Washington St.
27*	Rush	Hawkins, Caleb	South Alabama
26	KR	Evans, Simeon	Army West Point
26	Pass	Dorner, Cameron from Mestemaker, Drew	South Fla.
26	Pass	Williams III, Tr from Mestemaker, Drew	Navy
26	INT	Fields, Trey	Lamar University
25*	Pass	Dorner, Cameron from Mestemaker, Drew	Lamar University

* touchdown scored on play

LONG PLAYS BY THE NUMBERS		
Long Plays By Yards	No.	TD
100+	0	0
90-99	0	0
80-89	0	0
70-79	1	1
60-69	4	1
50-59	3	1
40-49	8	3
30-39	22	4
20-29	40	5
Long Plays By Type		
	No.	TD
Rushing	15	5
Passing	46	10
Punt returns	1	0
Kick returns	10	0
Interceptions	5	0
Fumble returns	1	0
Other	0	0
TOTAL	78	15

25-YARD PLUS BY PLAYER									
Player	No.	TD	R	P	KR	PR	IR	FR	
Young, Wyatt	15	4	0	15	0	0	0	0	
Hawkins, Caleb	11	3	7	4	0	0	0	0	
Evans, Simeon	11	0	0	1	10	0	0	0	
Dorner, Cameron	10	3	0	10	0	0	0	0	
Sibley, Kiefer	5	1	4	1	0	0	0	0	
Sides, Landon	5	0	0	4	0	1	0	0	
Williams III, Tr	4	0	0	4	0	0	0	0	
Coleman, Miles	3	1	0	3	0	0	0	0	
Lewis, Terrence	2	1	0	2	0	0	0	0	
McGill II, Maken	2	1	2	0	0	0	0	0	
Carnes, Dalton	2	0	0	2	0	0	0	0	
Gray, Ashton	1	1	1	0	0	0	0	0	
Jones II, Will	1	0	0	0	0	0	0	1	
Fields, Trey	1	0	0	0	0	0	1	0	
Mestemaker, Drew	1	0	1	0	0	0	0	0	
Armstead, Da'Vea	1	0	0	0	0	0	1	0	
Whitter, Shane	1	0	0	0	0	0	1	0	
Jackson, Evan	1	0	0	0	0	0	1	0	
Fisher, David	1	0	0	0	0	0	1	0	
TOTAL	78	15	15	46	10	1	5	1	

LONGEST PLAYS OF THE YEAR	
Rushing	
51	Hawkins, Caleb vs UAB (11/15/2025)
Rushing Touchdown	
45	Sibley, Kiefer vs Charlotte (10/24/2025)
Passing	
70	Young, Wyatt from Mestemaker, Drew vs Charlotte (10/24/2025)
Passing Touchdown	
70	Young, Wyatt from Mestemaker, Drew vs Charlotte (10/24/2025)
Punt Return	
21	Sides, Landon vs Charlotte (10/24/2025)
Kick Return	
52	Evans, Simeon vs UAB (11/15/2025)
Interception Return	
60	Jackson, Evan vs Washington St. (9/13/2025)
Fumble Return	
20	Jones II, Will vs Army West Point (9/20/2025)
Punt	
51	Evans, Sawyer vs Washington St. (9/13/2025)
Field Goal	
46	Nguma, Kali vs UAB (11/15/2025)

UNT FOOTBALL 2025

OVERALL: 9-1 (HOME 5-1, ROAD 4-0, NEUTRAL 0-0) | AMERICAN: 5-1 (HOME 2-1, ROAD 3-0, NEUTRAL 0-0)

UNT SCORING DRIVES

OPPONENT	PLAYS	YDS	DRIVE TIME	DRIVE START	QTR/ CLOCK	PLAY
Lamar	8	75	3:39	1Q/15:00	1Q/11:21	Mestemaker 2 yd rush
Lamar	9	65	2:43	1Q/8:29	1Q/5:46	McGilli II 1 yd rush
Lamar	7	54	3:03	2Q/9:38	2Q/6:35	Young, W. 5 yd pass from Mestemaker
Lamar	6	76	1:46	2Q/3:39	2Q/1:53	Dorner 25 yd pass from Mestemaker
Lamar	4	7	0:49	2Q/1:46	2Q/0:57	Nguma 28 yd FG
Lamar	--	--	--	--	2Q/0:27	Wesloski 0 yd fumble return
Lamar	5	52	2:04	3Q/13:20	3Q/11:16	Sibley 1 yd rush
Lamar	4	62	1:36	3Q/10:17	3Q/8:41	Young, W. 32 yd pass from Mestemaker
Western Michigan	8	68	2:45	2Q/13:33	2Q/10:48	Sibley 10 yd rush
Western Michigan	13	68	4:23	3Q/15:00	3Q/10:37	Nguma 22 yd FG
Western Michigan	4	67	1:53	3Q/6:33	3Q/4:40	Williams III 18 yd pass from Mestemaker
Western Michigan	9	65	4:10	4Q/14:13	4Q/10:03	Dorner 4 yd pass from Mestemaker
Western Michigan	9	68	1:49	4Q/3:23	4Q/1:34	Nguma 25 yd FG
Western Michigan	3	25	--	OT1	OT1	McGilli II 3 yd rush
Washington State	10	75	4:27	1Q/15:00	1Q/10:33	McGilli II 7 yd rush
Washington State	1	12	0:08	1Q/7:41	1Q/7:33	Becks 12 yd rush
Washington State	3	19	1:18	2Q/8:25	2Q/7:07	Young Jr. 2 yd pass from Mestemaker
Washington State	5	30	1:39	2Q/5:03	2Q/3:24	Williams III 6 yd pass from Mestemaker
Washington State	1	12	0:15	2Q/1:54	2Q/1:39	Sides 12 yd pass from Mestemaker
Washington State	2	20	0:36	2Q/1:30	2Q/0:54	Becks 14 yd rush
Washington State	9	67	3:48	3Q/13:34	3Q/9:46	Nguma 26 yd FG
Washington State	10	68	4:53	3Q/7:23	3Q/2:30	Day 2 yd pass from Mestemaker
Washington State	11	80	5:57	4Q/14:51	4Q/8:54	Hawkins 3 yd rush
Army	15	75	6:38	1Q/15:00	1Q/8:22	Hawkins 4 yd rush
Army	5	44	1:45	1Q/5:06	1Q/3:21	McGilli II 6 yd rush
Army	3	18	0:39	1Q/2:03	1Q/1:24	Hawkins 7 yd rush
Army	2	10	1:00	2Q/7:35	2Q/6:35	Young, W. 6 yd pass from Mestemaker
Army	12	67	4:35	3Q/11:00	3Q/6:25	Nguma 23 yd FG
Army	6	60	2:22	4Q/11:25	4Q/9:03	Hawkins 21 yd rush
Army	5	25	--	OT1	OT1	Hawkins 3 yd rush
South Alabama	8	75	3:36	1Q/10:40	1Q/7:04	Coleman 18 yd rush
South Alabama	4	35	1:10	2Q/8:29	2Q/7:19	Hawkins 6 yd rush
South Alabama	2	64	0:35	3Q/11:00	3Q/10:25	Hawkins 68 yd pass from Mestemaker
South Alabama	7	47	3:43	3Q/5:51	3Q/2:08	Mestemaker 4 yd rush
South Alabama	7	75	4:12	4Q/6:11	4Q/1:59	Hawkins 27 yd rush
South Florida	7	53	4:00	1Q/12:42	1Q/8:42	Mestemaker 2 yd rush
South Florida	6	75	2:26	1Q/2:38	1Q/0:12	McGilli II 23 yd rush
South Florida	8	75	3:25	2Q/9:37	2Q/6:12	Young, W. 11 yd rush
South Florida	4	68	1:55	3Q/11:30	3Q/9:35	Coleman 54 yd pass from Mestemaker
South Florida	14	75	5:34	4Q/13:49	4Q/8:15	Williams III 10 yd pass from Mestemaker
UTSA	14	63	5:53	1Q/13:24	1Q/7:31	Nguma 28 yd FG
UTSA	7	69	2:45	1Q/5:56	1Q/3:11	Young, W. 20 yd pass from Mestemaker
UTSA	5	73	1:42	1Q/1:42	1Q/0:00	Young, W. 11 yd pass from Mestemaker
UTSA	13	76	2:03	2Q/2:12	2Q/0:09	Sibley 18 yd rush
UTSA	8	75	3:30	3Q/15:00	3Q/11:30	Dorner 15 yd pass from Mestemaker
UTSA	3	19	1:21	3Q/11:19	3Q/9:58	Mestemaker 1 yd rush
UTSA	4	80	1:58	3Q/2:53	3Q/0:55	Young, W. 42 yd pass from Mestemaker
UTSA	6	13	2:21	3Q/0:45	4Q/13:24	Nguma 19 yd FG
UTSA	5	71	3:12	4Q/9:13	4Q/6:01	Lewis 37 yd pass from Jimerson Jr.
Charlotte	3	80	0:50	1Q/13:15	1Q/12:25	Dorner 41 yd pass from Mestemaker
Charlotte	9	58	2:49	2Q/11:19	2Q/8:30	Nguma 29 yd FG
Charlotte	6	91	2:18	2Q/6:32	2Q/4:14	Hawkins 6 yd pass from Mestemaker
Charlotte	6	75	2:24	3Q/8:17	3Q/5:53	Sibley 1 yd rush
Charlotte	5	20	1:37	3Q/1:54	3Q/0:17	Nguma 41 yd FG
Charlotte	4	23	1:31	4Q/13:57	4Q/12:26	Hawkins 7 yd pass from Mestemaker
Charlotte	3	65	1:30	4Q/10:33	4Q/9:03	Young, W. 70 yd pass from Mestemaker
Charlotte	2	49	0:53	4Q/7:57	4Q/7:04	Sibley 45 yd rush
Charlotte	7	55	3:50	4Q/4:56	4Q/1:06	Gray 32 yd rush
Navy	8	76	2:59	1Q/14:56	1Q/11:57	Hawkins 7 yd rush
Navy	10	86	3:31	1Q/7:03	1Q/3:32	Hawkins 3 yd rush
Navy	5	31	1:28	2Q/7:14	2Q/5:46	Hawkins 14 yd rush
Navy	11	75	1:52	2Q/1:55	2Q/0:03	Nguma 21 yd FG
Navy	10	50	4:13	3Q/4:59	3Q/0:46	Hawkins 6 yd rush
UAB	14	75	6:12	1Q/15:00	1Q/8:48	Hawkins 1 yd rush
UAB	6	56	2:38	1Q/6:53	1Q/4:15	Hawkins 4 yd rush
UAB	4	22	0:29	1Q/3:40	1Q/3:11	Hawkins 11 yd rush
UAB	2	70	0:34	2Q/11:41	2Q/11:07	Hawkins 9 yd rush
UAB	6	14	1:59	2Q/5:22	2Q/3:23	Nguma 46 yd FG
UAB	5	49	2:08	3Q/11:45	3Q/9:37	Young, W. 7 yd pass from Mestemaker
UAB	8	75	3:11	3Q/6:37	3Q/3:26	Hawkins 5 yd rush
UAB	8	99	5:23	4Q/8:23	4Q/3:00	Dorner 30 yd pass from Mestemaker

DRIVES SUPERLATIVES

MOST PLAYS:	15, at Army (TD)	FEWEST PLAYS:	1, 2x, last vs. WSU (TD)
MOST YARDS:	99, at UAB (TD)	FEWEST YARDS:	7, vs. Lamar (FG)
LONGEST TIME:	6:38, at Army (TD)	SHORTEST TIME:	0:08, vs. WSU (TD)

OPPONENT SCORING DRIVES

TEAM	PLAYS	YDS	DRIVE TIME	DRIVE START	QTR/ CLOCK	PLAY
Western Michigan	9	61	4:34	1Q/3:07	2Q/13:33	Lowry 25 yd rush
Western Michigan	5	64	2:40	2Q/10:48	2Q/8:08	Buckley 17 yd pass from Lowry
Western Michigan	10	30	2:54	2Q/2:54	2Q/0:00	Domschke 40 yd FG
Western Michigan	7	41	4:04	3Q/10:37	3Q/6:33	Lowry 8 yd rush
Western Michigan	9	36	5:27	3Q/4:40	4Q/14:13	Domschke 43 yd FG
Western Michigan	4	-5	--	OT1	OT1	Domschke 48 yd FG
Washington State	14	82	6:01	1Q/7:28	1Q/1:27	Stevens 26 yd FG
Washington State	13	75	6:57	4Q/8:54	4Q/1:57	Eckhaus 2 yd rush
Army	1	75	0:10	1Q/1:24	1Q/1:14	Bartosh 75 yd rush
Army	13	75	5:58	2Q/6:35	2Q/0:37	Howard 17 yd pass from Coleman
Army	7	75	3:53	3Q/15:00	3Q/11:07	Reed 37 yd rush
Army	17	75	9:58	3Q/6:25	4Q/11:27	Coleman 5 yd rush
Army	4	75	0:39	4Q/3:35	4Q/2:56	Anderson 66 yd pass from Coleman
Army	14	50	2:40	4Q/2:49	4Q/0:09	Jones 23 yd FG
South Alabama	10	75	4:20	1Q/15:00	1Q/10:40	Davenport 2 yd rush
South Alabama	12	75	4:25	3Q/10:25	3Q/6:00	Gibbs 1 yd pass from Davenport
South Alabama	10	87	4:04	4Q/10:15	4Q/6:11	Bullock 2 yd rush
South Florida	8	59	2:09	1Q/4:50	1Q/2:41	Brown, By. 7 yd rush
South Florida	12	76	3:54	2Q/13:31	2Q/9:37	Koger 14 yd pass from Brown, By.
South Florida	5	17	0:41	2Q/0:43	2Q/0:02	Echols 2 yd pass from Brown, By.
South Florida	4	75	1:09	3Q/15:00	3Q/13:51	Singleton 29 yd pass from Neptune
South Florida	2	15	0:24	3Q/12:59	3Q/12:35	Franklin 11 yd rush
South Florida	--	--	--	--	3Q/11:35	Shuler 34 yd fumble recovery
South Florida	5	86	1:16	3Q/9:30	3Q/8:14	Koger 63 yd pass from Brown, By.
South Florida	10	49	2:53	3Q/1:42	4Q/13:49	Skinner 1 yd rush
South Florida	4	44	2:01	4Q/7:52	4Q/5:51	Brown, By. 9 yd rush
UTSA	3	75	1:30	1Q/15:00	1Q/13:30	Thomas 3 yd pass from McCown
UTSA	3	50	1:14	2Q/6:36	2Q/5:22	Henry 3 yd rush
UTSA	12	62	4:31	3Q/7:28	3Q/2:57	Petro 29 yd FG
Charlotte	10	57	4:26	1Q/12:19	1Q/7:53	Boyd 24 yd FG
Charlotte	10	84	4:42	1Q/5:57	1Q/1:15	Nicholas 33 yd pass from Loftis
Charlotte	1	64	0:07	2Q/11:34	2Q/11:27	Nicholas 64 yd pass from Loftis
Charlotte	9	80	4:06	3Q/12:23	3Q/8:17	Boyd 20 yd FG
Navy	12	54	6:48	2Q/14:02	2Q/7:14	Kirkwood 26 yd FG
Navy	6	61	3:39	2Q/5:38	2Q/1:59	Chatman 31 yd rush
Navy	8	70	5:12	3Q/15:00	3Q/9:48	Horvath 13 yd rush
UAB	10	75	5:33	2Q/11:07	2Q/5:34	Hawkins Jr. 32 yd pass from Kitna
UAB	6	75	3:05	3Q/15:00	3Q/11:55	Burton 1 yd rush
UAB	8	47	3:00	3Q/9:37	3Q/6:37	Delange 46 yd FG
UAB	15	75	6:26	3Q/3:26	4Q/12:00	Jacobs 6 yd run

DRIVES SUPERLATIVES

MOST PLAYS:	17, at Army (TD)	FEWEST PLAYS:	1, 2x, last at Charlotte (TD)
MOST YARDS:	87, vs. South Alabama (TD)	FEWEST YARDS:	-5, at WMU (FG)
LONGEST TIME:	9:58, at Army (TD)	SHORTEST TIME:	0:07, at Charlotte (TD)

UNT FOOTBALL 2025

OVERALL: 9-1 (HOME 5-1, ROAD 4-0, NEUTRAL 0-0) | AMERICAN: 5-1 (HOME 2-1, ROAD 3-0, NEUTRAL 0-0)

Team Game-By-Game

		Rushing				Receiving				Passing				Kick Returns				Punt Returns				tot		
Date	Opponent	no.	yds	td	lg	no.	yds	td	lg	cmp	att	int	yds	td	lg	no.	yds	td	lg	no.	yds	td	lg	off
08/30/2025	Lamar University	41	133	3	30	24	329	3	46	24	34	0	329	3	46	0	0	0	0	5	24	0	11	462
09/06/2025	at Western Mich.	30	182	2	31	18	224	2	32	18	33	0	224	2	32	3	57	0	23	0	0	0	0	406
09/13/2025	Washington St.	29	163	4	27	29	247	4	24	29	34	0	247	4	24	0	0	0	0	3	6	0	3	410
09/20/2025	at Army West Point	42	229	5	21	26	249	1	28	26	36	0	249	1	28	4	39	0	26	0	0	0	0	478
09/27/2025	South Alabama	39	195	4	27	14	234	1	68	14	26	0	234	1	68	1	44	0	44	1	14	0	14	429
10/10/2025	South Fla.	29	107	3	30	30	336	2	54	30	47	3	336	2	54	2	27	0	24	1	0	0	0	443
10/18/2025	UTSA	44	270	2	37	23	314	5	42	23	37	0	314	5	42	1	20	0	20	4	18	0	9	584
10/24/2025	at Charlotte	29	146	3	45	37	608	4	70	37	49	1	608	4	70	2	65	0	35	1	0	0	21	754
11/01/2025	Navy	45	190	4	32	19	234	0	39	19	24	0	234	0	39	2	42	0	24	0	0	0	0	424
11/15/2025	at UAB	34	208	5	51	18	298	2	61	18	25	0	298	2	61	2	95	0	52	0	0	0	0	506
North Texas		362	1823	35	51	238	3073	24	70	238	345	4	3073	24	70	17	389	0	52	15	62	0	21	4896
Opponents		420	2027	17	75	160	1731	12	68	160	276	12	1731	12	68	35	667	0	45	4	17	0	16	3758

North Texas Averages

Games	Avg/ rush	Avg/ catch	Pass effic	KR avg	PR avg	All purpose avg/game	Total offense avg/game
10	5.0	12.9	164.4	22.9	4.1	556.4	489.6

		Tackles				Sacks	Fumble		Pass Defense			blkd	PAT attempts			off		
Date	Opponent	ua	a	total	tfl-yds	no-yds	ff	fr-yds	int-yds	qbh	brup	kick	kick	rush	rcv	saf	t/o	pts
08/30/2025	Lamar University	32	18	50	8.0-34	3-17	1	1-0	1-26	6	0	1	6-6	0	0	0	10	51
09/06/2025	at Western Mich.	51	26	77	4.0-16	1-9	0	0-0	0-0	0	1	0	3-3	0	0	0	0	33
09/13/2025	Washington St.	31	30	61	7.0-26	3-16	1	2-0	3-103	3	2	1	8-8	0	0	0	28	59
09/20/2025	at Army West Point	37	58	95	4.0-7	1-4	2	2-20	1-35	4	1	0	6-6	0	0	0	21	45
09/27/2025	South Alabama	38	38	76	7.0-26	2-15	0	0-0	1-14	6	5	0	4-4	0	1	0	7	36
10/10/2025	South Fla.	50	46	96	4.0-26	3-23	1	2-0	1-0	1	3	0	4-4	0	1	0	7	36
10/18/2025	UTSA	31	20	51	9.0-27	4-17	4	3-0	0-0	1	3	0	7-7	0	0	0	10	55
10/24/2025	at Charlotte	24	50	74	4.0-13	2-11	0	0-0	0-0	6	4	0	6-6	0	0	0	0	54
11/01/2025	Navy	34	28	62	4.0-11	1-4	0	1-0	2-0	1	1	0	4-4	0	0	0	7	31
11/15/2025	at UAB	48	30	78	7.0-28	2-18	1	1-0	3-39	5	4	0	6-6	0	1	0	21	53
North Texas		376	344	720	58.0-214	22-134	10	12-20	12-217	33	24	2	54-54	0	3	0	111	453
Opponents		367	308	675	40.0-168	13-95	6	6-34	4-62	31	23	0	27-27	1	1	0	34	241

Date	Opponent	Punting										Field Goals			Kickoffs			
		no.	yds	avg	long	blkd	tb	fc	50+	i20	md-att	long	blkd	no.	yds	avg	tb	ob
08/30/2025	Lamar University	2	74	37.0	43	0	0	1	0	1	1-1	28	0	9	530	58.9	4	1
09/06/2025	at Western Mich.	5	190	38.0	45	0	0	2	0	0	2-2	25	0	6	294	49.0	0	0
09/13/2025	Washington St.	2	95	47.5	51	0	0	2	1	2	1-1	26	0	10	641	64.1	7	0
09/20/2025	at Army West Point	0	0	0.0	0	0	0	0	0	0	1-1	23	0	7	455	65.0	6	0
09/27/2025	South Alabama	3	135	45.0	48	0	0	2	0	2	0-1	0	0	6	379	63.2	3	1
10/10/2025	South Fla.	4	175	43.8	48	0	0	2	0	0	0-0	0	0	6	336	56.0	3	0
10/18/2025	UTSA	3	115	38.3	42	0	0	0	0	0	2-2	28	0	10	641	64.1	6	0
10/24/2025	at Charlotte	2	81	40.5	43	0	0	2	0	2	2-2	41	0	10	579	57.9	1	1
11/01/2025	Navy	3	105	35.0	38	0	1	1	0	0	1-1	21	0	7	325	46.4	1	0
11/15/2025	at UAB	0	0	0.0	0	0	0	0	0	0	1-1	46	0	9	532	59.1	5	0
North Texas		24	970	40.4	51	0	1	12	1	7	11-12	46	0	80	4712	58.9	36	3
Opponents		40	1589	39.7	60	2	1	12	8	11	10-10	48	0	47	2751	58.5	24	2

UNT FOOTBALL 2025

OVERALL: 9-1 (HOME 5-1, ROAD 4-0, NEUTRAL 0-0) | AMERICAN: 5-1 (HOME 2-1, ROAD 3-0, NEUTRAL 0-0)

Opponents Game-By-Game

		Rushing				Receiving				Passing				Kick Returns				Punt Returns				tot			
Date	Opponent	no.	yds	td	lg	no.	yds	td	lg	cmp	att	int	yds	td	lg	no.	yds	td	lg	no.	yds	td	lg	off	
08/30/2025	Lamar University	27	31	0	8	13	88	0	18	13-27-1				88	0	18	3	30	0	18	1	7	0	7	119
09/06/2025	at Western Mich.	57	216	2	26	7	87	1	34	7-14-0				87	1	34	6	125	0	45	1	-4	0	0	303
09/13/2025	Washington St.	28	64	1	12	23	211	0	43	23-35-3				211	0	43	3	54	0	20	0	0	0	0	275
09/20/2025	at Army West Point	68	387	3	75	6	101	2	68	6-14-1				101	2	68	0	0	0	0	0	0	0	0	488
09/27/2025	South Alabama	45	204	2	34	18	192	1	36	18-35-1				192	1	36	1	24	0	24	0	0	0	0	396
10/10/2025	South Fla.	57	306	4	26	23	274	4	63	23-29-1				274	4	63	3	36	0	18	1	16	0	16	580
10/18/2025	UTSA	32	214	1	72	15	115	1	18	15-25-0				115	1	18	4	76	0	21	1	-2	0	0	329
10/24/2025	at Charlotte	27	104	0	20	20	295	2	64	20-36-0				295	2	64	8	195	0	41	0	0	0	0	399
11/01/2025	Navy	44	311	2	37	8	80	0	29	8-14-2				80	0	29	3	72	0	39	0	0	0	0	391
11/15/2025	at UAB	35	190	2	58	27	288	1	36	27-47-3				288	1	36	4	55	0	20	0	0	0	0	478
Opponents		420	2027	17	75	160	1731	12	68	160-276-12				1731	12	68	35	667	0	45	4	17	0	16	3758
North Texas		362	1823	35	51	238	3073	24	70	238-345-4				3073	24	70	17	389	0	52	15	62	0	21	4896

Opponents Averages

Games	Avg/ rush	Avg/ catch	Pass effic	KR avg	PR avg	All purpose avg/game	Total offense avg/game
10	4.8	10.8	116.3	19.1	4.3	450.4	375.8

Date	Opponent	Tackles				Sacks		Fumble		Pass Defense			blkd	PAT attempts			off	
		ua	a	total	tfl-yds	no-yds	ff	fr-yds	int-yds	qbh	brup	kick	kick	rush	rcv	saf	t/o	pts
08/30/2025	Lamar University	37	30	67	8.0-19	0-0	0	1-0	0-0	3	3	0	0-0	0	0	0	0	0
09/06/2025	at Western Mich.	38	16	54	4.0-22	3-19	0	0-0	0-0	1	6	0	3-3	0	0	0	0	30
09/13/2025	Washington St.	32	28	60	3.0-9	1-6	0	0-0	0-0	1	0	0	1-1	0	0	0	0	10
09/20/2025	at Army West Point	43	30	73	2.0-6	0-0	1	1-0	0-0	2	2	0	5-5	0	0	0	3	38
09/27/2025	South Alabama	29	34	63	3.0-25	1-12	2	1-0	0-0	3	3	0	2-2	1	0	0	0	22
10/10/2025	South Fla.	38	24	62	6.0-19	2-10	1	2-34	3-58	5	1	0	9-9	0	0	0	28	63
10/18/2025	UTSA	37	42	79	3.0-16	1-9	0	0-0	0-0	2	5	0	2-2	0	0	0	0	17
10/24/2025	at Charlotte	37	46	83	4.0-29	3-25	2	1-0	1-4	11	1	0	2-2	0	0	0	3	20
11/01/2025	Navy	41	32	73	6.0-22	2-14	0	0-0	0-0	3	1	0	2-2	0	0	0	0	17
11/15/2025	at UAB	35	26	61	1.0-1	0-0	0	0-0	0-0	0	1	0	1-1	0	1	0	0	24
Opponents		367	308	675	40.0-168	13-95	6	6-34	4-62	31	23	0	27-27	1	1	0	34	241
North Texas		376	344	720	58.0-214	22-134	10	12-20	12-217	33	24	2	54-54	0	3	0	111	453

Date	Opponent	Punting										Field Goals			Kickoffs				
		no.	yds	avg	long	blkd	tb	fc	50+	i20	md-att	long	blkd	no.	yds	avg	tb	ob	
08/30/2025	Lamar University	9	323	35.9	45	1	0	1	0	0	0-0	0	0	1	65	65.0	1	0	
09/06/2025	at Western Mich.	5	178	35.6	52	0	0	2	1	4	3-3	48	0	6	302	50.3	1	1	
09/13/2025	Washington St.	4	152	38.0	54	1	1	0	1	0	1-1	26	0	3	195	65.0	3	0	
09/20/2025	at Army West Point	0	0	0.0	0	0	0	0	0	0	1-1	23	0	6	339	56.5	2	0	
09/27/2025	South Alabama	5	189	37.8	53	0	0	2	1	1	0-0	0	0	4	246	61.5	2	1	
10/10/2025	South Fla.	3	134	44.7	50	0	0	1	1	2	0-0	0	0	10	622	62.2	8	0	
10/18/2025	UTSA	5	253	50.6	60	0	0	1	2	1	1-1	29	0	4	233	58.3	2	0	
10/24/2025	at Charlotte	8	307	38.4	51	0	0	5	1	2	2-2	24	0	5	324	64.8	3	0	
11/01/2025	Navy	1	53	53.0	53	0	0	0	1	1	1-1	26	0	4	202	50.5	1	0	
11/15/2025	at UAB	0	0	0.0	0	0	0	0	0	0	1-1	46	0	4	223	55.8	1	0	
Opponents		40	1589	39.7	60	2	1	12	8	11	10-10	48	0	47	2751	58.5	24	2	
North Texas		24	970	40.4	51	0	1	12	1	7	11-12	46	0	80	4712	58.9	36	3	

UNT FOOTBALL 2025

OVERALL: 9-1 (HOME 5-1, ROAD 4-0, NEUTRAL 0-0) | AMERICAN: 5-1 (HOME 2-1, ROAD 3-0, NEUTRAL 0-0)

North Texas - Game Highs

RUSHES	45	Navy (11/01/2025)
YARDS RUSHING	270	UTSA (10/18/2025)
YARDS PER RUSH	6.1	UTSA (10/18/2025)
TD RUSHES	5	at UAB (11/15/2025)
	5	at Army West Point (09/20/2025)
PASS ATTEMPTS	49	at Charlotte (10/24/2025)
PASS COMPLETIONS	37	at Charlotte (10/24/2025)
YARDS PASSING	608	at Charlotte (10/24/2025)
YARDS PER PASS	12.4	at Charlotte (10/24/2025)
TD PASSES	5	UTSA (10/18/2025)
TOTAL PLAYS	81	UTSA (10/18/2025)
TOTAL OFFENSE	754	at Charlotte (10/24/2025)
YARDS PER PLAY	9.7	at Charlotte (10/24/2025)
POINTS	59	Washington St. (09/13/2025)
SACKS BY	4	UTSA (10/18/2025)
FIRST DOWNS	34	UTSA (10/18/2025)
PENALTIES	9	at Western Mich. (09/06/2025)
PENALTY YARDS	81	at Western Mich. (09/06/2025)
TURNOVERS	5	South Fla. (10/10/2025)
PUNTS	5	at Western Mich. (09/06/2025)
PUNTING AVG	47.5	Washington St. (09/13/2025)
LONG PUNT	51	Washington St. (09/13/2025)
PUNTS INSIDE 20	2	at Charlotte (10/24/2025)
	2	South Alabama (09/27/2025)
	2	Washington St. (09/13/2025)
LONG PUNT RETURN	21	at Charlotte (10/24/2025)

UNT FOOTBALL 2025

OVERALL: 9-1 (HOME 5-1, ROAD 4-0, NEUTRAL 0-0) | AMERICAN: 5-1 (HOME 2-1, ROAD 3-0, NEUTRAL 0-0)

North Texas - Individual Game Highs

RUSHES	33	Caleb Hawkins vs Navy (11/01/2025)
YARDS RUSHING	197	Caleb Hawkins vs Navy (11/01/2025)
TD RUSHES	5	Caleb Hawkins at UAB (11/15/2025)
LONG RUSH	51	Caleb Hawkins at UAB (11/15/2025)
PASS ATTEMPTS	49	Drew Mestemaker at Charlotte (10/24/2025)
PASS COMPLETIONS	37	Drew Mestemaker at Charlotte (10/24/2025)
YARDS PASSING	608	Drew Mestemaker at Charlotte (10/24/2025)
TD PASSES	4 4 4	Drew Mestemaker at Charlotte (10/24/2025) Drew Mestemaker vs UTSA (10/18/2025) Drew Mestemaker vs Washington St. (09/13/2025)
LONG PASS	70	Drew Mestemaker at Charlotte (10/24/2025)
RECEPTIONS	9	Wyatt Young at Charlotte (10/24/2025)
YARDS RECEIVING	190	Wyatt Young at Charlotte (10/24/2025)
TD RECEPTIONS	3	Wyatt Young vs UTSA (10/18/2025)
LONG RECEPTION	70	Wyatt Young at Charlotte (10/24/2025)
PUNTS	5	Sawyer Evans at Western Mich. (09/06/2025)
PUNTING AVG	47.5	Sawyer Evans vs Washington St. (09/13/2025)
LONG PUNT	51	Sawyer Evans vs Washington St. (09/13/2025)
PUNTS INSIDE 20	2 2 2	Sawyer Evans at Charlotte (10/24/2025) Sawyer Evans vs South Alabama (09/27/2025) Sawyer Evans vs Washington St. (09/13/2025)
LONG PUNT RETURN	14	Miles Coleman vs South Alabama (09/27/2025)
LONG KICKOFF RETURN	52	Simeon Evans at UAB (11/15/2025)
TACKLES	14 14	Ethan Wesloski vs Navy (11/01/2025) Trey Fields vs South Alabama (09/27/2025)
SACKS	2	Keviyan Huddleston vs Washington St. (09/13/2025)
TACKLES FOR LOSS	2 2 2 2 2 2	Keviyan Huddleston at UAB (11/15/2025) Ethan Day vs UTSA (10/18/2025) Saadiq Clements vs South Fla. (10/10/2025) Keviyan Huddleston vs Washington St. (09/13/2025) Ethan Wesloski at Western Mich. (09/06/2025) Ethan Wesloski vs Lamar University (08/30/2025)

UNT FOOTBALL 2025

OVERALL: 9-1 (HOME 5-1, ROAD 4-0, NEUTRAL 0-0) | AMERICAN: 5-1 (HOME 2-1, ROAD 3-0, NEUTRAL 0-0)

3rd-Down Conversions

Date	Opponent		Score	Overall	1st Qtr	2nd Qtr	3rd Qtr	4th Qtr	Overtime
08/30/2025	Lamar University	W	51-0	7-12 58.3	3-4 75.0	1-3 33.3	0-1 0.0	3-4 75.0	0-0 0.0
09/06/2025	at Western Mich.	Wot1	33-30	6-13 46.2	0-2 0.0	3-5 60.0	1-2 50.0	2-4 50.0	1-1 100.0
09/13/2025	Washington St.	W	59-10	4-8 50.0	0-1 0.0	1-3 33.3	1-2 50.0	2-2 100.0	0-0 0.0
09/20/2025	at Army West Point	Wot1	45-38	7-12 58.3	3-3 100.0	1-3 33.3	1-3 33.3	1-2 50.0	0-0 0.0
09/27/2025	South Alabama	W	36-22	4-13 30.8	1-4 25.0	1-4 25.0	2-3 66.7	0-2 0.0	0-0 0.0
10/10/2025	South Fla.	L	36-63	9-18 50.0	1-3 33.3	2-4 50.0	3-6 50.0	3-5 60.0	0-0 0.0
10/18/2025	UTSA	W	55-17	5-14 35.7	1-3 33.3	3-6 50.0	1-2 50.0	0-3 0.0	0-0 0.0
10/24/2025	at Charlotte	W	54-20	4-11 36.4	0-1 0.0	1-5 20.0	0-2 0.0	3-3 100.0	0-0 0.0
11/01/2025	Navy	W	31-17	7-13 53.8	2-2 100.0	1-3 33.3	1-3 33.3	3-5 60.0	0-0 0.0
11/15/2025	at UAB	W	53-24	6-10 60.0	4-5 80.0	0-2 0.0	1-1 100.0	1-2 50.0	0-0 0.0
North Texas				59-124 47.6	15-28 53.6	14-38 36.8	11-25 44.0	18-32 56.3	1-1 100.0
Opponents				65-146 44.5	12-30 40.0	25-44 56.8	12-29 41.4	15-40 37.5	1-3 33.3

4th-Down Conversions

Date	Opponent		Score	Overall	1st Qtr	2nd Qtr	3rd Qtr	4th Qtr	Overtime
08/30/2025	Lamar University	W	51-0	1-2 50.0	1-1 100.0	0-1 0.0	0-0 0.0	0-0 0.0	0-0 0.0
09/06/2025	at Western Mich.	Wot1	33-30	0-0 0.0	0-0 0.0	0-0 0.0	0-0 0.0	0-0 0.0	0-0 0.0
09/13/2025	Washington St.	W	59-10	1-1 100.0	1-1 100.0	0-0 0.0	0-0 0.0	0-0 0.0	0-0 0.0
09/20/2025	at Army West Point	Wot1	45-38	1-3 33.3	0-0 0.0	0-1 0.0	1-1 100.0	0-1 0.0	0-0 0.0
09/27/2025	South Alabama	W	36-22	2-3 66.7	2-2 100.0	0-1 0.0	0-0 0.0	0-0 0.0	0-0 0.0
10/10/2025	South Fla.	L	36-63	3-4 75.0	1-1 100.0	1-1 100.0	0-1 0.0	1-1 100.0	0-0 0.0
10/18/2025	UTSA	W	55-17	3-3 100.0	1-1 100.0	1-1 100.0	0-0 0.0	1-1 100.0	0-0 0.0
10/24/2025	at Charlotte	W	54-20	1-2 50.0	0-0 0.0	1-2 50.0	0-0 0.0	0-0 0.0	0-0 0.0
11/01/2025	Navy	W	31-17	1-1 100.0	0-0 0.0	0-0 0.0	1-1 100.0	0-0 0.0	0-0 0.0
11/15/2025	at UAB	W	53-24	2-3 66.7	1-1 100.0	0-1 0.0	0-0 0.0	1-1 100.0	0-0 0.0
North Texas				15-22 68.2	7-7 100.0	3-8 37.5	2-3 66.7	3-4 75.0	0-0 0.0
Opponents				15-25 60.0	4-4 100.0	3-5 60.0	3-3 100.0	5-12 41.7	0-1 0.0

Time of Possession

Date	Opponent		Score	Overall	1st Qtr	2nd Qtr	3rd Qtr	4th Qtr	Overtime
08/30/2025	Lamar University	W	51-0	33:28	06:22	10:41	06:38	09:47	00:00
09/06/2025	at Western Mich.	Wot1	33-30	23:22	02:25	06:21	06:16	08:20	00:00
09/13/2025	Washington St.	W	59-10	28:34	04:35	07:24	08:41	07:54	00:00
09/20/2025	at Army West Point	Wot1	45-38	27:59	09:09	08:52	04:42	05:16	00:00
09/27/2025	South Alabama	W	36-22	27:32	06:48	07:12	06:51	06:41	00:00
10/10/2025	South Fla.	L	36-63	30:55	09:35	06:40	07:24	07:16	00:00
10/18/2025	UTSA	W	55-17	33:39	10:26	04:47	08:02	10:24	00:00
10/24/2025	at Charlotte	W	54-20	30:38	02:46	11:44	08:24	07:44	00:00
11/01/2025	Navy	W	31-17	27:47	06:34	04:30	07:13	09:30	00:00
11/15/2025	at UAB	W	53-24	24:52	09:19	03:15	05:29	06:49	00:00
North Texas				Total 288:46	67:59	71:26	69:40	79:41	00:00
				Avg. 28:53	06:48	07:09	06:58	07:58	00:00
Opponents				Total 311:14	66:41	93:54	56:06	94:33	00:00
				Avg. 31:07	06:40	09:23	05:37	09:27	00:00

UNT FOOTBALL 2025

OVERALL: 9-1 (HOME 5-1, ROAD 4-0, NEUTRAL 0-0) | AMERICAN: 5-1 (HOME 2-1, ROAD 3-0, NEUTRAL 0-0)

North Texas Inside Opponent Red-Zone

Date	Opponent	Score	Times	Times	Total				Rush	Pass	FGs	Failed to score inside RZ					
			In RZ	Scored	Pts	TDs	TDs	TDs	Made	FGA	Down	Int	Fumb	Half	Game		
08/30/2025	Lamar University	W 51-0	6	5	30	4	3	1	1	1	1	1	0	0	0	0	0
09/06/2025	at Western Mich.	W 33-30	6	6	33	4	2	2	2	2	2	0	0	0	0	0	0
09/13/2025	Washington St.	W 59-10	9	9	59	8	4	4	1	1	1	0	0	0	0	0	0
09/20/2025	at Army West Point	W 45-38	6	6	38	5	4	1	1	1	1	0	0	0	0	0	0
09/27/2025	South Alabama	W 36-22	4	4	29	4	4	0	0	0	0	0	0	0	0	0	0
10/10/2025	South Fla.	L 36-63	4	3	22	3	2	1	0	0	0	0	1	0	0	0	0
10/18/2025	UTSA	W 55-17	7	7	41	5	2	3	2	2	2	0	0	0	0	0	0
10/24/2025	at Charlotte	W 54-20	6	4	24	3	1	2	1	1	1	0	1	1	0	0	0
11/01/2025	Navy	W 31-17	5	5	31	4	4	0	1	1	1	0	0	0	0	0	0
11/15/2025	at UAB	W 53-24	6	6	43	6	5	1	0	0	0	0	0	0	0	0	0
Totals 55 of 59 (93.2%)			59	55	350	46	31	15	9	9	1	2	1	0	0	0	0

Opponents Inside North Texas Red-Zone

Date	Opponent	Score	Times	Times	Total				Rush	Pass	FGs	Failed to score inside RZ					
			In RZ	Scored	Pts	TDs	TDs	TDs	Made	FGA	Down	Int	Fumb	Half	Game		
08/30/2025	Lamar University	W 51-0	0	0	0	0	0	0	0	0	0	0	0	0	0	0	0
09/06/2025	Western Mich.	W 33-30	3	3	17	2	1	1	1	1	1	0	0	0	0	0	0
09/13/2025	Washington St.	W 59-10	2	2	10	1	1	0	1	1	1	0	0	0	0	0	0
09/20/2025	Army West Point	W 45-38	4	3	17	2	1	1	1	1	1	1	0	0	0	0	0
09/27/2025	South Alabama	W 36-22	3	3	22	3	2	1	0	0	0	0	0	0	0	0	0
10/10/2025	South Fla.	L 36-63	7	6	42	6	4	2	0	0	0	0	0	0	0	0	1
10/18/2025	UTSA	W 55-17	3	3	17	2	1	1	1	1	1	0	0	0	0	0	0
10/24/2025	Charlotte	W 54-20	2	2	6	0	0	0	2	2	2	0	0	0	0	0	0
11/01/2025	Navy	W 31-17	4	2	10	1	1	0	1	1	1	1	1	0	0	0	0
11/15/2025	UAB	W 53-24	4	2	14	2	2	0	0	0	0	1	1	0	0	0	0
Totals 26 of 32 (81.3%)			32	26	155	19	13	6	7	7	3	2	0	0	0	1	1

UNT FOOTBALL 2025

OVERALL: 9-1 (HOME 5-1, ROAD 4-0, NEUTRAL 0-0) | AMERICAN: 5-1 (HOME 2-1, ROAD 3-0, NEUTRAL 0-0)

##	Player	GP-GS	Lamar	WMU	WSU	ARM	USA	USF	UTSA	CLT	Navy	UAB
0	Will Jones II	10/10	START	START	START	START	START	START	START	START	START	START
0	Makenzie McGill II	7/5	START	START	START	START	START	XXX	XXX
1	David Fisher	9/9	...	START	START	START	START	START	START	START	START	START
1	Miles Coleman	8/6	START	START	START	START	START	START	XXX	XXX
2	Da'Veawn Armstead	10/9	START	START	START	XXX	START	START	START	START	START	START
3	Simeon Evans	10/6	START	START	START	START	START	START	XXX	XXX	XXX	XXX
3	Evan Jackson	10/1	XXX	XXX	START	XXX	XXX	XXX	XXX	XXX	XXX	XXX
4	Cameron Dornier	10/4	XXX	XXX	XXX	XXX	XXX	XXX	START	START	START	START
4	Tyrane Stewart	3/0	XXX	...	XXX	XXX
5	Jayden Becks	4/0	XXX	XXX	XXX	XXX
5	Chase Canada	6/0	XXX	...	XXX	...	XXX	XXX	XXX	XXX
6	Trey Fields	10/10	START	START	START	START	START	START	START	START	START	START
6	Tre Williams III	10/10	START	START	START	START	START	START	START	START	START	START
7	Shane Whitter	9/8	START	START	START	START	START	START	START	XXX	START	...
7	Reese Poffenbarger	2/0	XXX	...	XXX
8	Richard Outland Jr.	10/10	START	START	START	START	START	START	START	START	START	START
8	Shandon King	4/0	XXX	...	XXX	XXX	XXX
9	Tyrese Hunt-Thompson	0/0
9	Jalyn Durgan	4/0	XXX	XXX	XXX	XXX
10	Wyatt Young	10/4	XXX	XXX	XXX	XXX	XXX	XXX	START	START	START	START
11	Dalton Carnes	10/0	XXX	XXX	XXX	XXX	XXX	XXX	XXX	XXX	XXX	XXX
12	Patrick Smith-Young	9/9	START	START	...	START	START	START	START	START	START	START
12	Chris Jimerson Jr.	2/0	XXX	XXX
13	Jackson Lataimua	6/0	XXX	XXX	XXX	XXX	XXX	XXX
14	Quinton Hammonds	10/8	XXX	START	START	START	XXX	START	START	START	START	START
14	Kyle Koch	6/0	XXX	...	XXX	XXX	XXX	...	XXX	XXX
15	Fatafehi Vailea II	4/4	START	START	START	START
16	Gabe Stroud	4/0	XXX	XXX	XXX	XXX
16	Tom von Grote	3/0	XXX	XXX	...	XXX
17	Drew Mestemaker	10/10	START	START	START	START	START	START	START	START	START	START
18	Isaiah Collins	0/0
18	Terrence Lewis	9/0	XXX	...	XXX	XXX	XXX	XXX	XXX	XXX	XXX	XXX
19	Kenton Allen	7/0	XXX	...	XXX	...	XXX	XXX	XXX	...	XXX	XXX
20	Ashton Gray	8/0	XXX	...	XXX	XXX	...	XXX	XXX	XXX	XXX	XXX
20	Bryce Garza	3/0	...	XXX	XXX	XXX
21	Kiefer Sibley	6/0	XXX	XXX	XXX	XXX	XXX	XXX
21	Jaydon Smith	0/0
22	Landon Sides	9/9	...	START	START	START	START	START	START	START	START	START
23	Tyler Brown	0/0
24	Caleb Hawkins	9/5	XXX	...	XXX	XXX	XXX	START	START	START	START	START
25	Kollin Lewis	9/1	START	XXX	XXX	...	XXX	XXX	XXX	XXX	XXX	XXX
26	S'Maje Burrell	7/0	XXX	XXX	XXX	XXX	...	XXX	XXX	XXX
27	Julian Knox	8/0	XXX	XXX	XXX	XXX	XXX	XXX	XXX	XXX
29	Kamdon McFarland	8/0	XXX	XXX	XXX	XXX	XXX	...	XXX	XXX	XXX	...
30	BJ Allen Jr.	10/0	XXX	XXX	XXX	XXX	XXX	XXX	XXX	XXX	XXX	XXX
31	Zachary Yang	0/0
32	Ethan Wesloski	10/5	START	XXX	XXX	START	START	XXX	XXX	START	XXX	START
34	Dennis Moody III	4/0	XXX	XXX	XXX	...	XXX
34	Brenden Reese	8/0	XXX	XXX	XXX	XXX	XXX	XXX	XXX	XXX
35	J.J. Jean-Louis	10/0	XXX	XXX	XXX	XXX	XXX	XXX	XXX	XXX	XXX	XXX
36	Keenan Jackson	0/0
36	Jaden Manning	8/0	XXX	XXX	XXX	XXX	XXX	XXX	XXX	XXX
37	Will Hutchison	0/0
38	Kevin Odikpo	0/0
39	Tramell Windham	0/0
40	Keviyon Huddleston	10/0	XXX	XXX	XXX	XXX	XXX	XXX	XXX	XXX	XXX	XXX
40	Kali Nguma	10/0	XXX	XXX	XXX	XXX	XXX	XXX	XXX	XXX	XXX	XXX
41	Sawyer Evans	10/0	XXX	XXX	XXX	XXX	XXX	XXX	XXX	XXX	XXX	XXX
42	Brayden Knox	6/0	...	XXX	XXX	XXX	XXX	XXX	XXX
43	Anthony Benford II	0/0

UNT FOOTBALL 2025

OVERALL: 9-1 (HOME 5-1, ROAD 4-0, NEUTRAL 0-0) | AMERICAN: 5-1 (HOME 2-1, ROAD 3-0, NEUTRAL 0-0)

##	Player	GP-GS	Lamar	WMU	WSU	ARM	USA	USF	UTSA	CLT	Navy	UAB
44	Briceon Hayes	10/10	START	START	START	START	START	START	START	START	START	START
45	Amel Hadzisabic	0/0
45	Zhaiylen Scott	5/0	XXX	XXX	XXX	XXX	XXX
46	Keelene Bradley	0/0
46	Miguel Arenas	5/0	XXX	XXX	XXX	...	XXX	...	XXX
47	Harrison Dempsey	5/0	XXX	XXX	XXX	XXX	XXX
48	Caden Yates	10/0	XXX	XXX	XXX	XXX	XXX	XXX	XXX	XXX	XXX	XXX
49	Brodie Scoggins	0/0
53	Dylan Shaw	4/0	XXX	XXX	XXX	XXX
53	Blake Fann	8/0	XXX	XXX	XXX	XXX	XXX	XXX	XXX	XXX
54	Johnny Dickson III	10/10	START	START	START	START	START	START	START	START	START	START
56	Divine Love Onochie	1/0	XXX
58	Caleb Lathan	0/0
59	Christian Pettway	0/0
60	Jordan Reasonover	0/0
62	Amarion Berry	9/0	XXX	XXX	XXX	XXX	XXX	...	XXX	XXX	XXX	XXX
64	Roberto Rodriguez	0/0
65	Gabe Blair	9/9	START	START	START	START	START	START	START	...	START	START
66	Willie Goodacre	2/0	XXX	XXX
67	Braydon Nelson	10/10	START	START	START	START	START	START	START	START	START	START
68	Keon Johnson	9/0	XXX	XXX	XXX	...	XXX	XXX	XXX	XXX	XXX	XXX
69	Ryan Krueger	0/0
70	Tay Yanta II	10/10	START	START	START	START	START	START	START	START	START	START
71	Ugonna Nnanna	8/1	XXX	XXX	XXX	XXX	XXX	START	XXX	XXX
72	Jimto Obidegwu	8/7	START	START	START	START	START	XXX	START	START
73	Julio Madero IV	0/0
74	Larry Moore III	10/1	XXX	START	XXX	XXX	XXX	XXX	XXX	XXX	XXX	XXX
76	Desmond Magiya	9/2	XXX	XXX	START	XXX	XXX	XXX	XXX	START	...	XXX
77	Jaymon Lamb	4/0	XXX	XXX	XXX	XXX
78	Santiago Hernandez	0/0
79	Brody Hamilton	0/0
80	Baron Tipton	10/1	START	XXX	XXX	XXX	XXX	XXX	XXX	XXX	XXX	XXX
81	Chris Lewis	1/0	XXX
82	Connor Vaughn	0/0
83	Victor Aderungboye	10/0	XXX	XXX	XXX	XXX	XXX	XXX	XXX	XXX	XXX	XXX
84	Jackson Muckelroy	0/0
86	Grant Gainer	0/0
87	Brandon Young Jr.	10/0	XXX	XXX	XXX	XXX	XXX	XXX	XXX	XXX	XXX	XXX
89	Dadrian Burleson	0/0
90	Ethan Day	10/10	START	START	START	START	START	START	START	START	START	START
91	Demetrie Morgan	4/0	XXX	...	XXX	XXX	...	XXX
92	Will Smith	4/0	XXX	...	XXX	XXX	...	XXX
93	Terrell Washington	10/0	XXX	XXX	XXX	XXX	XXX	XXX	XXX	XXX	XXX	XXX
94	Jayden Williams	8/0	XXX	XXX	XXX	XXX	XXX	XXX	XXX	XXX
95	Rudy Vargas Jr.	7/0	XXX	...	XXX	XXX	XXX	XXX	XXX	XXX
96	AJ Brown	2/0	XXX	XXX
97	Joshua Pierce	10/0	XXX	XXX	XXX	XXX	XXX	XXX	XXX	XXX	XXX	XXX
98	Saadiq Clements	10/6	XXX	XXX	XXX	XXX	START	START	START	START	START	START
99	Avion Carter	6/0	XXX	...	XXX	...	XXX	XXX	XXX	XXX

2025 GAME RECAPS

OVERALL: 9-1 (HOME 5-1, ROAD 4-0, NEUTRAL 0-0) | AMERICAN: 5-1 (HOME 2-1, ROAD 3-0, NEUTRAL 0-0)

LAMAR vs. UNT

DATCU STADIUM • DENTON, TEXAS
AUG. 30, 2025 • ATTENDANCE: 20,594

POSTGAME NOTES

- The Mean Green defense posted the program's first shutout in over two decades in a 51-0 victory in the season opener against Lamar at DATCU Stadium on Saturday night.
- UNT last blanked an opponent on Oct. 30, 2003, when the Mean Green won 21-0 versus Troy at its previous home stadium – Fouts Field.
- On Saturday, the defense held the Trojans to 119 yards of total offense, including 31 rushing yards, which is tied for the seventh-fewest allowed by the Mean Green since 2000.
- Junior linebacker Ethan Wesloski recorded seven tackles including two solo stops, two tackles-for-loss, a half-sack, a forced fumble and a fumble recovery for a touchdown.
- Junior defensive lineman Ethan Day tallied a career-high five tackles, including two solo stops, and his first career sack while senior linebacker Trey Fields registered four tackles, one TFL and his first career interception.
- In his second career start, redshirt freshman quarterback Drew Mestemaker finished 24-for-32 with 329 yards, three passing touchdowns and one rushing score.
- Senior wide receiver Cameron Dornier posted a team-high seven catches for 98 yards and a touchdown while sophomore Wyatt Young caught four balls for 97 yards and two touchdowns, each career-high marks.

SCORING SUMMARY

LAMAR	0	0	0	0	--	0
UNT	13	24	14	0	--	51

1st	11:21	UNT	Mestemaker, Drew 2 yd run (Williams III, T. pass from Evans, S. failed)
	5:46	UNT	McGill II, Makenzie 1 yd run (Nguma, Kali kick)
2nd	6:35	UNT	Young, Wyatt 5 yd pass from Mestemaker, Drew (Nguma, Kali kick)
	1:53	UNT	Dornier, Cameron 25 yd pass from Mestemaker, Drew (Nguma, Kali kick)
	0:57	UNT	Nguma, Kali 28 yd field goal
	0:27	UNT	Wesloski, Ethan 0 yd fumble recovery (Nguma, Kali kick)
3rd	11:16	UNT	Sibley, Kiefer 1 yd run (Nguma, Kali kick)
	8:41	UNT	Young, Wyatt 32 yd pass from Mestemaker, Drew (Nguma, Kali kick)

STATISTICS

TEAM STATS	LAM	UNT
FIRST DOWNS	8	26
RUSHES-YARDS (NET)	27-31	41-179
PASSING YDS (NET)	88	329
Passes Att-Comp-Int	27-13-1	34-24-0
TOTAL OFFENSE PLAYS-YARDS	54-119	75-508
Fumble Returns-Yards	0-0	0-0
Punt Returns-Yards	1-7	4-24
Kickoff Returns-Yards	3-30	0-0
Interception Returns-Yards	0-0	1-26
Punts (Number-Avg)	9-31.7	2-37.0
Fumbles-Lost	1-1	1-1
Penalties-Yards	14-99	3-20
Possession Time	26:32	33:28
Third-Down Conversions	3 of 13	6 of 11
Fourth-Down Conversions	0 of 1	1 of 2
Red-Zone Scores-Chances	0-0	5-6
Sacks By: Number-Yards	0-0	3-17

INDIVIDUAL STATISTICS

RUSHING: Lamar-Bowden, Major 6-21; Moore, Damien 10-15; McCown, Aiden 2-9; Robinson, Josh 1-4; Coleman, Xavier 1-1; Jones, Izaha 1-1 minus 4; Coleman, Robert 6 minus 15. UNT-Sibley, Kiefer 6-38; Mestemaker, Drew 5-30; Poffenbarger, Reese 4-20; Becks, Jayden 8-19; Hawkins, Caleb 5-18; Gray, Ashton 5-12; McGill II, Makenzie 6-1; TEAM 2-minus 5.

PASSING: Lamar-Coleman, Robert 13-24-1-88; McCown, Aiden 0-3-0-0. UNT-Mestemaker, Drew 24-32-0-329; Poffenbarger, Reese 0-2-0-0.

RECEIVING: Lamar-Fuselier, Kyndon 4-45; Bowden, Major 3-6; Boyd, Jayden 2-16; Gibbs, Devyn 2-4; Hyder, JaCorey 1-10; Jones, Izaha 1-7. UNT-Dornier, Cameron 7-98; Coleman, Miles 5-52; Young, Wyatt 4-97; Tipton, Baron 2-12; Williams III, Tre 2-11; Evans, Simeon 1-30; Lewis, Terrence 1-14; Hawkins, Caleb 1-9; Carnes, Dalton 1-6.

INTERCEPTIONS: Lamar-None. UNT-Fields, Trey 1-26.

FUMBLES: Lamar-Coleman, Robert 1-1. UNT-Poffenbarger, Reese 1-1.

SACKS (UA-A): Lamar-None. UNT-Day, Ethan 1-0; Wesloski, Ethan 0-1; Scott, Zhaiylen 1-0; Huddleston, Keviyon 0-1.

TACKLES (UA-A): Lamar-Pugh, Kristian 5-2; Faulkner, Brayde 1-5; Omodia, Paul 5-0; Hamrick II, Ronn 4-1; Miller, C.J. 3-1; Maloles, Royce 2-2; Rankin, DeMarcus 3-0; Adekoya, Iyioluwa 2-1; Maronen, Jaden 1-2; Bandy, Jackson 1-2; Thomas, Kevin 0-3; Bradshaw, Brende 2-0; Evans, Mar Mar 1-1; Gilds, Edward 1-1; Booker, Christia 1-1; Simpson, Kei'tro 1-1; McKinney, Eteli 0-2; Sumler, Alex 1-0; Harding, Jaden 1-0; Connor, Sean 1-0; Hyder, JaCorey 1-0; Robinson, Josh 1-0; Huff, Andrew 0-1; Oluwa Solomil, Iy 0-1; Stoker, Zaylon 0-1; Bowden, Major 0-1; Christian, Peyto 0-1. UNT-Wesloski, Ethan 2-5; Whitter, Shane 4-1; Scott, Zhaiylen 4-1; Day, Ethan 2-3; Fields, Trey 2-2; Jackson, Evan 3-0; Hayes, Briceon 1-2; Outland Jr., Richard 2-0; Allen Jr., BJ 2-0; Lewis, Kollin 2-0; Stewart, Tyrane 2-0; Smith-Young, Pat 1-1; Huddleston, Keviyon 0-2; Allen, Kenton 1-0; Jones II, Will 1-0; Armstead, Da'Vean 1-0; Williams, Jayden 1-0; Pierce, Joshua 1-0; Washington, Terrell 0-1.

UNT vs. WESTERN MICHIGAN

WALDO STADIUM • KALAMAZOO, MICH.
SEPT. 6, 2025 • ATTENDANCE: 20,051

POSTGAME NOTES

- Makenzie McGill II rushed for a game-winning touchdown as UNT captured a 33-30 overtime victory over Western Michigan at Waldo Stadium on Saturday.
- The win marked the program's first overtime victory since Oct. 30, 2021, and its first-ever win in which the Mean Green never held a lead in regulation.
- UNT overcame a 24-10 third quarter deficit marking the second 14-point comeback under head coach Eric Morris, first since Nov. 25, 2023, versus UAB.
- McGill II finished the day with 102 yards on 16 carries and one touchdown, his second career 100-yard rushing game.
- Redshirt freshman quarterback Drew Mestemaker finished 18-of-33 for 224 yards passing and two touchdowns while adding 24 yards rushing.
- Through the first two games of the season, UNT's defense has allowed 30 total points which marks the fewest for the Mean Green since 2002.
- Shane Whitter (12), Trey Fields (11) and Patrick Smith-Young (11) each finished with double-digit tackles, becoming the first trio since Dec. 2, 2022, to accomplish the feat.
- Junior linebacker Ethan Wesloski tallied eight total tackles as he matched his career-high mark of 2.0 tackles-for-loss.
- Sophomore kicker Kali Nguma finished 2-for-2 on field goal attempts, including the game-tying, 25-yard kick with 1:34 remaining in the fourth quarter.

SCORING SUMMARY

UNT	0	7	10	10	6	33
WESTERN MICHIGAN	0	17	7	3	3	30

2nd	13:33	WMU	Lowry, Broc 25 yd run (Domschke, Palmer kick)
	10:48	UNT	Sibley, Kiefer 10 yd run (Nguma, Kali kick)
	8:08	WMU	Buckley, Jalen 17 yd pass from Lowry, Broc (Domschke, Palmer kick)
	0:00	WMU	Domschke, Palmer 40 yd field goal
3rd	10:37	UNT	Nguma, Kali 22 yd field goal
	6:33	WMU	Lowry, Broc 8 yd run (Domschke, Palmer kick)
	4:40	UNT	Williams III, Tre 18 yd pass from Mestemaker, Drew (Nguma, Kali kick)
4th	14:13	WMU	Domschke, Palmer 43 yd field goal
	10:03	UNT	Dornier, Cameron 4 yd pass from Mestemaker, Drew (Nguma, Kali kick)
	1:34	UNT	Nguma, Kali 25 yd field goal
OT	--	WMU	Domschke, Palmer 48 yd field goal
	--	UNT	McGill II, Makenzie 3 yd run

STATISTICS

TEAM STATS	UNT	WMU
FIRST DOWNS	23	18
RUSHES-YARDS (NET)	30-182	57-216
PASSING YDS (NET)	224	87
Passes Att-Comp-Int	33-18-0	14-7-0
TOTAL OFFENSE PLAYS-YARDS	63-406	71-303
Fumble Returns-Yards	0-0	0-0
Punt Returns-Yards	0-0	1-(-4)
Kickoff Returns-Yards	3-57	6-125
Interception Returns-Yards	0-0	0-0
Punts (Number-Avg)	5-38.0	5-35.6
Fumbles-Lost	0-0	2-0
Penalties-Yards	9-71	9-75
Possession Time	23:22	36:38
Third-Down Conversions	6 of 13	9 of 18
Fourth-Down Conversions	0 of 0	1 of 1
Red-Zone Scores-Chances	6-6	3-3
Sacks By: Number-Yards	1-9	3-19

INDIVIDUAL STATISTICS

RUSHING: UNT-McGill II, Makenzie 16-102; Sibley, Kiefer 7-38; Mestemaker, Drew 5-24; Becks, Jayden 2-18. Western Michigan-Buckley, Jalen 30-112; Lowry, Broc 12-66; Miles, Devin 12-42; Leary, Christian 1-2; Jones, Brady 2-minus 6.

PASSING: UNT-Mestemaker, Drew 18-33-0-224. Western Michigan-Lowry, Broc 5-10-0-75; Jones, Brady 2-4-0-12.

RECEIVING: UNT-Young, Wyatt 4-59; Evans, Simeon 3-37; Sides, Landon 2-41; Sibley, Kiefer 2-35; Williams III, Tre 2-21; Dornier, Cameron 2-19; Coleman, Miles 2-12; McGill II, Makenzie 1-0. Western Michigan-Bosma, Blake 4-31; Buckley, Jalen 2-51; Brooks, Baylin 1-5.

INTERCEPTIONS: UNT-None. Western Michigan-None.

FUMBLES: UNT-None. Western Michigan-Jones, Brady 2-0.

SACKS (UA-A): UNT-Day, Ethan 1-0. Western Michigan-McGraw, Rodney 2-1; Tucker, Nadame 0-1.

TACKLES (UA-A): UNT-Whitter, Shane 7-5; Fields, Trey 8-3; Smith-Young, Patrick 6-5; Wesloski, Ethan 6-2; Hayes, Briceon 5-1; Jones II, Will 4-2; Day, Ethan 4-1; Fisher, David 1-3; Vailea II, Fatafehi 3-0; Knox, Brayden 2-0; Armstead, Da'Vean 1-1; Hammonds, Quinton 1-1; Outland Jr., Richard 1-1; Jean-Louis, J.J. 1-0; Scott, Zhaiylen 1-0; Clements, Saadiq 0-1. Western Michigan-Saipaia, Sefa 5-1; Hallock, Tate 5-0; McGraw, Rodney 3-2; Tyler, Marcel 2-3; Lyles, Jaden 4-0; Franklin, Josh 3-1; Wofford, Aaron 3-1; Al-Garawi, Musta 2-2; Camden, James 3-0; Sims, Jarvarius 2-1; Tucker, Nadame 1-2; Robinson, Larry 2-0; Fisher, Kershawn 1-1; Pope, Joey 1-1; Smith, Hunter 1-0; Lee, Tyson 1-0; Stewart, Race 0-1.

2025 GAME RECAPS

OVERALL: 9-1 (HOME 5-1, ROAD 4-0, NEUTRAL 0-0) | AMERICAN: 5-1 (HOME 2-1, ROAD 3-0, NEUTRAL 0-0)

WASHINGTON STATE vs. UNT

DATCU STADIUM • DENTON, TEXAS
SEPT. 13, 2025 • ATTENDANCE: 26,837

POSTGAME NOTES

- UNT defeated Washington State 59-10 on Saturday at DATCU Stadium, marking the first 3-0 start since 2018 and eight times overall in program history.
- Redshirt freshman quarterback Drew Mestemaker finished 24-of-29 for 211 yards passing and four touchdowns through the air.
- UNT had 15 players catch at least one pass in the game which is the highest mark since at least 1995 and ties East Carolina (vs. Campbell) for the most for any FBS team this season.
- The Mean Green tallied four rushing touchdowns including two from junior RB Jayden Becks, one from sophomore RB Makenzie McGill II and one from freshman RB Caleb Hawkins.
- This season, UNT's defense has allowed 40 total points which is the fewest points the program has allowed through the first three games of a season since the 1984 team held opponents to 37 points over the same span.
- UNT forced five turnovers – all in the first half, marking the first time they have forced five turnovers in a game since Sept. 15, 2018, at Arkansas, and the first time forcing five in a half since Oct. 22, 2016, against Army (second half).

SCORING SUMMARY

WASHINGTON STATE	3	0	0	7	--	10
UNT	14	28	10	7	--	59

1st 10:33	UNT	McGill II, Makenzie 7 yd run (Nguma, Kali kick)
7:33	UNT	Becks, Jayden 12 yd run (Nguma, Kali kick)
1:27	WSU	Stevens, Jack 26 yd field goal
2nd 7:07	UNT	Young Jr., Brandon 2 yd pass from Mestemaker, Drew (Nguma, Kali kick)
3:24	UNT	Williams III, Tre 6 yd pass from Mestemaker, Drew (Nguma, Kali kick)
1:39	UNT	Sides, Landon 12 yd pass from Mestemaker, Drew (Nguma, Kali kick)
0:54	UNT	Becks, Jayden 14 yd run (Nguma, Kali kick)
3rd 9:46	UNT	Nguma, Kali 26 yd field goal
2:30	UNT	Day, Ethan 2 yd pass from Mestemaker, Drew (Nguma, Kali kick)
4th 8:54	UNT	Hawkins, Caleb 3 yd run (Nguma, Kali kick)
1:57	WSU	Eckhaus, Zevi 2 yd run (Stevens, Jack kick)

STATISTICS

TEAM STATS	WSU	UNT
FIRST DOWNS	17	24
RUSHES-YARDS (NET)	28-64	29-163
PASSING YDS (NET)	211	247
Passes Att-Comp-Int	35-23-3	33-29-0
TOTAL OFFENSE PLAYS-YARDS	63-275	62-410
Fumble Returns-Yards	0-0	0-0
Punt Returns-Yards	0-0	2-6
Kickoff Returns-Yards	3-54	0-0
Interception Returns-Yards	0-0	3-103
Punts (Number-Avg)	4-38.0	2-47.5
Fumbles-Lost	2-2	0-0
Penalties-Yards	6-54	4-35
Possession Time	31:26	28:34
Third-Down Conversions	8 of 14	4 of 8
Fourth-Down Conversions	1 of 1	1 of 1
Red-Zone Scores-Chances	2-2	9-9
Sacks By: Number-Yards	1-6	3-16

INDIVIDUAL STATISTICS

RUSHING: Washington St.-Vorhees,Kirby 6-33; Pulalasi,Leo 7-17; Johnson,Angel 5-8; Woods,Maxwell 1-4; Eckhaus,Zevi 3-3; Dugger,Julian 6-minus 1. UNT-McGill II,Maken 9-67; Hawkins,Caleb 8-50; Becks,Jayden 6-41; Gray,Ashton 2-4; Coleman,Miles 1-4; Dornier,Cameron 1-2; Mestemaker,Drew 2-minus 5.

PASSING: Washington St.-Potter,Jaxon 16-23-3-139; Eckhaus,Zevi 7-10-0-72; Dugger,Julian 0-2-0-0. UNT-Mestemaker,Drew 24-28-0-211; Poffenbarger,Reese 5-5-0-36.

RECEIVING: Washington St.-Woods,Maxwell 5-42; Pabst,Carter 3-65; Freeman,Tony 3-47; Neal Jr.,Leon 2-14; Meredith,Joshua 2-6; Vorhees,Kirby 2-minus 1; Wright,Landon 1-34; Cedarland,Hudso 1-4; Noga,Jeremiah 1-3; Smithson,Leyton 1-2; Johnson,Angel 1-minus 2; Pulalasi,Leo 1-minus 3. UNT-Coleman,Miles 4-44; Sides,Landon 3-37; Evans,Simeon 3-23; Williams III,Tre 2-26; Hawkins,Caleb 2-19; Carnes,Dalton 2-18; Becks,Jayden 2-12; King,Shandon 2-12; McGill II,Makenzie 2-9; Young,Wyatt 2-4; Lewis,Terrence 1-22; Dornier,Cameron 1-19; Day,Ethan 1-2; Young Jr.,Brandon 1-2; Blair,Gabe 1-minus 2.

INTERCEPTIONS: Washington St.-None. UNT-Jackson,Evan 1-60; Whitter,Shane 1-43; Lewis,Kollin 1-0.

FUMBLES: Washington St.-Dugger,Julian 1-1; Harris, Ryan 1-0; Vorhees,Kirby 1-1. UNT-None.

SACKS (UA-A): Washington St.-Frاند,Caleb 1-0. UNT-Huddleston,Keviyann 2-0; Pierce,Joshua 1-0.

TACKLES (UA-A): Washington St.-Large,Tucker 5-1; Ellison,Jack 2-3; Durrance,Matthe 3-1; McKenna,Parker 2-2; Schilmgren,Sulli 1-3; Jones,Gage 1-2; Frاند,Caleb 1-2; Reeder,Cale 1-2; Barthiel,Gavin 1-2; Goodman,Duhron 0-3; Peterson,Kyle 2-0; Humphrey,Colby 2-0; Ridley,Trey 2-0; Hilborn,Christi 2-0; Hughes,Michael 1-1; Peleti,Buddha 0-2; Stevenson,Raam 1-0; Peoples,Colton 1-0; Baloun,Max 1-0; Beatty,Ben 1-0; Lamb,Bryson 1-0; Colson,Jamori 1-0; Beatty,Kaden 0-1; Finau,Soni 0-1; Dalton,Darion 0-1; Davis,AJ 0-1. UNT-Whitter,Shane 5-3; Hammonds,Quinton 2-5; Armstead,Da'Vean 4-1; Jackson,Evan 3-1; Fields,Trey 2-2; Jones II,Will 2-2; Allen,Kenton 1-2; Burrell,S'Maje 0-3; Huddleston,Keviyann 2-0; Scott,Zhaiylen 1-1; Lewis,Kollin 1-1; Knox,Julian 1-1; Manning,Jaden 1-1; Williams,Jayden 1-1; Vailea II,Fatafehi 0-2; Allen Jr.,BJ 0-2; Day,Ethan 1-0; Pierce,Joshua 1-0; Wesloski,Ethan 1-0; Stewart,Tyrane 1-0; Outland Jr.,Richard 1-0; Clements,Saadiq 0-1; Reese,Brenden 0-1; Vargas Jr.,Rudy 0-1; Garza,Bryce 0-1.

UNT vs. ARMY

MICHIE STADIUM • WEST POINT, N.Y.
SEPT. 20, 2025 • ATTENDANCE: 28,446

POSTGAME NOTES

- Freshman running back Caleb Hawkins rushed for four touchdowns as the Mean Green captured a 45-38 overtime road win over the Army Black Knights on Saturday afternoon at Michie Stadium.
- Hawkins tied the single-game program record with his four-score rushing effort and became only the second UNT freshman to tally 24 points scored, joining Jamario Thomas (2004).
- In total, North Texas scored five rushing touchdowns with four from Hawkins and one from sophomore running back Makenzie McGill II. This marked the first time UNT has had four or more rushing touchdowns in back-to-back games since 2021.
- Redshirt freshman quarterback Drew Mestemaker finished 26-of-36 for 249 yards passing and a touchdown through the air.
- The Mean Green defense forced three turnovers with fumble recoveries from DL Keviyann Huddleston and DB Will Jones II along with one interception from CB De'Veawn Armstead.

SCORING SUMMARY

UNT	21	7	3	7	7	45
ARMY	7	7	7	17	0	38

1st 8:22	UNT	Hawkins, Caleb 4 yd run (Nguma, Kali kick)
3:21	UNT	McGill II, Makenzie 6 yd run (Nguma, Kali kick)
1:24	UNT	Hawkins, Caleb 7 yd run (Nguma, Kali kick)
1:14	ARM	Bartosh, Briggs 75 yd run (Jones, Dawson kick)
2nd 6:35	UNT	Young, Wyatt 6 yd pass from Mestemaker, Drew (Nguma, Kali kick)
0:37	ARM	Howard, Samari 17 yd pass from Coleman, Dewayne (Jones, Dawson kick)
3rd 11:07	ARM	Reed, Hayden 37 yd run (Jones, Dawson kick)
6:25	UNT	Nguma, Kali 23 yd field goal
4th 11:27	ARM	Coleman, Dewayne 5 yd run (Jones, Dawson kick)
9:03	UNT	Hawkins, Caleb 21 yd run (Nguma, Kali kick)
2:56	ARM	Anderson, Brady 66 yd pass from Coleman, Dewayne (Jones, Dawson kick)
0:09	ARM	Jones, Dawson 23 yd field goal
OT --	UNT	Hawkins, Caleb 3 yd run (Nguma, Kali kick)

STATISTICS

TEAM STATS	UNT	ARMY
FIRST DOWNS	25	25
RUSHES-YARDS (NET)	42-229	68-387
PASSING YDS (NET)	249	101
Passes Att-Comp-Int	36-26-0	14-6-1
TOTAL OFFENSE PLAYS-YARDS	78-478	82-488
Fumble Returns-Yards	1-20	0-0
Punt Returns-Yards	0-0	0-0
Kickoff Returns-Yards	4-39	0-0
Interception Returns-Yards	1-35	0-0
Punts (Number-Avg)	0-0-0	0-0-0
Fumbles-Lost	2-1	3-2
Penalties-Yards	7-50	1-15
Possession Time	27:59	32:01
Third-Down Conversions	7 of 12	8 of 16
Fourth-Down Conversions	1 of 3	3 of 5
Red-Zone Scores-Chances	6-6	3-4
Sacks By: Number-Yards	1-4	0-0

INDIVIDUAL STATISTICS

RUSHING: UNT-McGill II,Makenzie 19-101; Hawkins,Caleb 13-99; Mestemaker,Drew 4-20; Becks,Jayden 5-9; TEAM 1-0. Army West Point-Coleman,Dewayne 23-117; Reed,Hayden 19-113; Bartosh,Briggs 8-99; Short,Noah 6-25; Hellums,Cale 9-23; Smith,Carson 3-10.

PASSING: UNT-Mestemaker,Drew 26-36-0-249. Army West Point-Coleman,Dewayne 6-11-0-101; Hellums,Cale 0-2-1-0; TEAM 0-1-0-0.

RECEIVING: UNT-Coleman,Miles 8-74; Sides,Landon 6-68; Dornier,Cameron 3-42; Williams III,Tre 2-20; Young,Wyatt 2-19; Hawkins,Caleb 2-14; Evans,Simeon 2-7; Becks,Jayden 1-5. Army West Point-Howard,Samari 2-21; Reed,Hayden 2-4; Anderson,Brady 1-66; Short,Noah 1-10.

INTERCEPTIONS: UNT-Armstead,Da'Vean 1-35. Army West Point-None.

FUMBLES: UNT-Evans,Simeon 1-0; McGill II,Makenzie 1-1. Army West Point-Hellums,Cale 1-1; Short,Noah 1-1; Reed,Hayden 1-0.

SACKS (UA-A): UNT-Wesloski,Ethan 1-0. Army West Point-None.

TACKLES (UA-A): UNT-Smith-Young,Patrick 6-5; Wesloski,Ethan 6-5; Whitter,Shane 2-9; Vailea II,Fatafehi 2-8; Fields,Trey 3-4; Day,Ethan 1-6; Hammonds,Quinton 4-2; Washington,Terrell 2-3; Hayes,Briceon 1-4; Huddleston,Keviyann 3-1; Fisher,David 3-1; Clements,Saadiq 2-2; Jones II,Will 1-3; Outland Jr.,Richard 1-2; Scott,Zhaiylen 0-3. Army West Point-Larkin,Casey 5-2; Ford,Eric 5-2; Nnadozie,Stephe 4-2; Fortner,Kalib 4-2; Thomas,Andon 2-4; Williams,Jabril 5-0; Matteson,Collin 2-3; Weaver,Justin 4-0; Shields,Gavin 2-2; Gray,Deshontez 3-0; Stowers,Dillon 2-1; Tuioiti,Jacob 0-3; Latore,Jack 2-0; Mayes,Jaydan 0-2; Bousum,Jack 0-2; Seairight,Cole 0-2; Anderson,Brady 1-0; Britton,Anderso 1-0; Hellums,Cale 1-0; Gemma,Matt 0-1; Nixon,Noah 0-1; Walton,Elijah 0-1.

2025 GAME RECAPS

OVERALL: 9-1 (HOME 5-1, ROAD 4-0, NEUTRAL 0-0) | AMERICAN: 5-1 (HOME 2-1, ROAD 3-0, NEUTRAL 0-0)

SOUTH ALABAMA vs. UNT

DATCU STADIUM • DENTON, TEXAS
SEPT. 27, 2025 • ATTENDANCE: 16,575

POSTGAME NOTES

- UNT moved to 5-0 for the first time since 1959 after defeating South Alabama 36-22 on Saturday afternoon at DATCU Stadium.
- Freshman running back Caleb Hawkins finished with 16 carries for 140 yards and two rushing touchdowns while he added two catches for 78 yards and a receiving score.
- With 6:11 remaining in the game, the Jaguars cut the lead to 28-22 with a rushing touchdown and subsequent two-point conversion before Hawkins scored his third touchdown of the day for the Mean Green with 1:59 left.
- UNT recorded four rushing touchdowns after it tallied five versus Army and four against Washington State. This marks the first time the Mean Green have scored four-plus rushing touchdowns in three consecutive weeks since 1959.
- Redshirt freshman quarterback Drew Mestemaker finished 14-of-26 for 234 yards passing with one passing touchdown and one rushing touchdown.
- Mestemaker has started the season going 156 pass attempts without an interception, good for the third-longest streak in program history.
- Junior linebacker Ethan Wesloski collected his first career interception in the second quarter which resulted in a rushing touchdown for Hawkins.
- UNT have scored 66 points off turnovers this season, the highest mark since 2018 when the Mean Green finished with 69 points over 13 games.
- Senior linebacker Trey Fields posted a career-high mark of 14 tackles, with four solo stops, and added a pass breakup.

SCORING SUMMARY

SOUTH ALABAMA	7	0	7	8	--	22
UNT	7	7	14	8	--	36

1st 10:40	USA	Davenport, Bishop 2 yd run (DiBoyan, Hamilton kick)
7:04	UNT	Coleman, Miles 18 yd run (Nguma, Kali kick)
2nd 7:19	UNT	Hawkins, Caleb 6 yd run (Nguma, Kali kick)
3rd 10:25	USA	Hawkins, Caleb 68 yd pass from Mestemaker, Drew (Nguma, Kali kick)
6:00	UNT	Gibbs, Rod 1 yd pass from Davenport, Bishop (DiBoyan, Hamilton kick)
2:08	UNT	Mestemaker, Drew 4 yd run (Nguma, Kali kick)
4th 6:11	USA	Bullock, Kentrel 2 yd run (Davenport, Bishop rush)
1:59	UNT	Hawkins, Caleb 27 yd run (Young, Wyatt pass from Mestemaker, Drew)

STATISTICS

TEAM STATS	USA	UNT
FIRST DOWNS	18	20
RUSHES-YARDS (NET)	45-204	39-195
PASSING YDS (NET)	192	234
Passes Att-Comp-Int	35-18-1	26-14-0
TOTAL OFFENSE PLAYS-YARDS	80-396	65-429
Fumble Returns-Yards	0-0	0-0
Punt Returns-Yards	0-0	1-14
Kickoff Returns-Yards	1-24	1-44
Interception Returns-Yards	0-0	1-14
Punts (Number-Avg)	5-37.8	3-45.0
Fumbles-Lost	0-0	2-1
Penalties-Yards	7-75	5-41
Possession Time	32:28	27:32
Third-Down Conversions	7 of 19	4 of 13
Fourth-Down Conversions	3 of 5	2 of 3
Red-Zone Scores-Chances	3-3	4-4
Sacks By: Number-Yards	1-12	2-15

INDIVIDUAL STATISTICS

RUSHING: South Alabama-Martin,PJ 10-60; Davenport,Bishop 16-59; Bullock,Kentrel 11-46; Phillips,Keenan 8-39. UNT-Hawkins,Caleb 16-140; McGill II,Makenzie 13-47; Coleman,Miles 1-18; Mestemaker,Drew 6-minus 4; TEAM 3-minus 6.
PASSING: South Alabama-Davenport,Bishop 17-34-1-195; Hollins,Jared 1-1-0-minus 3. UNT-Mestemaker,Drew 14-26-0-234.
RECEIVING: South Alabama-Voisin,Devin 5-97; Eager,Anthony 5-20; Martin,PJ 3-42; McCrumby,Miller 2-20; Gibbs,Rod 2-10; Woods,Micah 1-3. UNT-Coleman,Miles 4-37; Hawkins,Caleb 2-78; Dorner,Cameron 2-25; Evans,Simeon 2-9; Young,Wyatt 1-36; Williams III,Trey 1-27; Sides,Landon 1-11; Carnes,Dalton 1-11.
INTERCEPTIONS: South Alabama-None. UNT-Wesloski,Ethan 1-14.
FUMBLES: South Alabama-None. UNT-Carnes,Dalton 1-1; Mestemaker,Drew 1-0.
SACKS (UA-A): South Alabama-Thomas,Tyler 1-0. UNT-Scott,Zhaiylen 1-0; Armstead,Da'Vean 1-0.
TACKLES (UA-A): South Alabama-Wallace, Jr, Ch 6-7; Myrick,Blayne 3-3; McKenzie,Darius 3-3; Hughes,Dalton 3-1; Johnson,Tirrell 2-2; Dozier,Caleb 0-4; Thomas,Tyler 2-1; Smith IV,Ed 0-3; Brown,Anthony 2-0; Moss Jr,RJ 1-1; Blaylock,Cole 1-1; Wiseman,Dominic 1-1; Harris,Mike 0-2; Waller,Emmanuel 1-0; Chandler,Nehemi 1-0; Caldwell,Chryst 1-0; Mafe,IBK 1-0; Voisin,Devin 1-0; Dillard,Brian 0-1; Henderson,Jayvo 0-1; Jennings,Nathan 0-1; Young,Dallas 0-1; Johnson,Stephen 0-1. UNT-Fields,Trey 4-10; Whitter,Shane 5-7; Jackson,Evan 4-4; Jones II,Will 4-2; Armstead,-Da'Vean 4-2; Williams,Jayden 4-1; Wesloski,Ethan 4-0; Hayes,Briceon 1-3; Hammonds,Quinton 0-4; Scott,Zhaiylen 3-0; Fisher,David 1-1; Clements,Saadq 1-1; Day,Ethan 0-2; Huddleston,Keviyon 1-0; Lataimua,Jackson 1-0; Lewis,Kolin 1-0; Smith-Young,Patrick 1-0; Washington,Terrell 0-1.

NO. 24/RV SOUTH FLORIDA vs. UNT

DATCU STADIUM • DENTON, TEXAS
OCT. 10, 2025 • ATTENDANCE: 31,386

POSTGAME NOTES

- In front of the first sellout crowd in UNT history, the Mean Green fell 63-36 against No. 24/RV South Florida on Friday night at DATCU Stadium.
- After UNT took a 21-14 lead in the second quarter, the Bulls retaliated with 28 unanswered points in the span of 3:37 of game time to build a 42-21 lead less than four minutes into the second half.
- UNT muffed a punt which set up a game-tying South Florida touchdown with just two seconds remaining in the first half.
- The Mean Green forced three turnovers in the first quarter but were only able to turn them into a total of seven points while USF collected five turnovers which the Bulls converted into 28 points.
- Redshirt freshman quarterback Drew Mestemaker finished 30-of-46 for 326 yards with two passing touchdowns, three interceptions and one rushing TD.
- Sophomore defensive back Quinton Hammonds posted five tackles, including a strip sack in the first quarter which was recovered by junior Ethan Day.

SCORING SUMMARY

SOUTH FLORIDA	7	14	28	14	--	63
UNT	14	7	7	8	--	36

1st 8:42	UNT	Mestemaker, Drew 2 yd run (Nguma, Kali kick)
2:41	USF	Brown, Byrum 7 yd run (Gramatica, Nico kick)
0:12	UNT	McGill II, Makenzie 23 yd run (Nguma, Kali kick)
2nd 9:37	USF	Koger, Jeremiah 14 yd pass from Brown, Byrum (Gramatica, Nico kick)
6:12	UNT	Young, Wyatt 11 yd run (Nguma, Kali kick)
0:02	USF	Echols, Jonathan 2 yd pass from Brown, Byrum (Gramatica, Nico kick)
3rd 13:51	USF	Singleton, Keshawn 29 yd pass from Neptune, Christian (Gramatica, Nico kick)
12:35	USF	Franklin, Sam 11 yd run (Gramatica, Nico kick)
11:35	USF	Shuler, Jhalyn 34 yd fumble recovery (Gramatica, Nico kick)
9:35	UNT	Coleman, Miles 54 yd pass from Mestemaker, Drew (Nguma, Kali kick)
8:14	USF	Koger, Jeremiah 63 yd pass from Brown, Byrum (Gramatica, Nico kick)
4th 13:49	USF	Skinner, Cole 1 yd run (Gramatica, Nico kick)
8:15	UNT	Williams III, Tre 10 yd pass from Mestemaker (Carnes pass from Mestemaker)
5:51	USF	Brown, Byrum 9 yd run (Gramatica, Nico kick)

STATISTICS

TEAM STATS	USF	UNT
FIRST DOWNS	32	26
RUSHES-YARDS (NET)	57-306	29-107
PASSING YDS (NET)	274	336
Passes Att-Comp-Int	29-23-1	47-30-3
TOTAL OFFENSE PLAYS-YARDS	86-580	76-443
Fumble Returns-Yards	2-61	1-0
Punt Returns-Yards	1-16	1-0
Kickoff Returns-Yards	3-36	2-27
Interception Returns-Yards	3-31	1-0
Punts (Number-Avg)	3-44.7	4-43.8
Fumbles-Lost	2-2	2-2
Penalties-Yards	6-70	5-35
Possession Time	29:05	30:55
Third-Down Conversions	7 of 11	9 of 18
Fourth-Down Conversions	1 of 1	3 of 4
Red-Zone Scores-Chances	6-7	3-4
Sacks By: Number-Yards	2-10	3-23

INDIVIDUAL STATISTICS

RUSHING: South Fla.-Brown,Byrum 21-82; Garnett,Chase 6-74; Isaac,Alvon 12-64; Franklin,Sam 8-51; Davenport,Nykh 7-36; Skinner,Cole 1-1; TEAM 2-minus 2. UNT-Hawkins,Caleb 15-59; McGill II,Makenzie 7-31; Young,Wyatt 1-11; Jimerson Jr,Chris 1-3; Gray,Ashton 1-3; Mestemaker,Drew 4-0.
PASSING: South Fla.-Brown,Byrum 22-28-1-245; Neptune,Christi 1-1-0-29. UNT-Mestemaker,Drew 30-46-3-336; Jimerson Jr,Chris 0-1-0-0.
RECEIVING: South Fla.-Koger,Jeremiah 4-94; Nimrod,Chas 4-45; Singleton,Kesha 3-54; Reuben,Mudia 3-16; Sullivan,Wyatt 2-22; Pettigrew,Kory 2-21; Neptune,Christi 2-16; Smith,JeyQuan 1-4; Echols,Jonathan 1-2; Isaac,Alvon 1-0. UNT-Coleman,Miles 7-101; Young,Wyatt 7-79; Dorner,Cameron 5-83; Sides,Landon 3-24; Hawkins,Caleb 2-15; Williams III,Tre 2-15; Young Jr,Brandon 1-8; King,Shandon 1-8; McGill II,Makenzie 1-5; Evans,Simeon 1-minus 2.
INTERCEPTIONS: South Fla.-Shuler,Jhalyn 1-31; Duclona,Jonas 1-0. UNT-Lewis,Kolin 1-0.
FUMBLES: South Fla.-Brown,Byrum 2-2. UNT-Evans,Simeon 1-1; Coleman,Miles 1-1.
SACKS (UA-A): South Fla.-Scott III,Richa 0-1; Merrifield,Jaco 1-0; Mitchell,Traevo 0-1. UNT-Hammonds,Quinton 1-0; Fields,Trey 1-0; Clements,Saadq 1-0.
TACKLES (UA-A): South Fla.-Ward,Tavin 12-2; Shuler,Jhalyn 2-6; Lee,Jarvis 4-1; Watson III,Rico 3-1; Harris,Mac 1-3; Merrifield,Jaco 2-1; Rucker,De'Shawn 2-0; Duclona,Jonas 2-0; Harris,D.J. 2-0; Hill,Rodney 1-1; Flowers,Dennard 1-1; Mitchell,Traevo 1-1; Gaskin,Fred 0-2; Chenault,James 0-2; Lee,Devin 1-0; Brown,Chavez 1-0; Jenkins,Ryan 1-0; Celiscar,Josh 1-0; Hawkins Jr,Ced 1-0; Scott III,Richa 0-1; Hamilton,Zavier 0-1; Singleton,Ira 0-1. UNT-Jones II,Will 5-5; Smith-Young,Pat 5-3; Fisher,David 5-3; Whitter,Shane 4-3; Clements,Saadq 4-3; Jackson,Evan 4-1; Hammonds,Quinton 3-2; Fields,Trey 3-2; Hayes,Briceon 3-2; Wesloski,Ethan 1-4; Pierce,Joshua 0-5; Armstead,Da'Vean 4-0; Williams,Jayden 2-2; Knox,Brayden 2-1; Young,Wyatt 1-1; Outland Jr,Richard 1-1; Huddleston,Keviyon 0-2; Canada,Chase 1-0; Mestemaker,Drew 1-0; Manning,Jaden 1-0; Lewis,Kolin 1-0; Lataimua,Jackson 0-1; Reese,Brenden 0-1; Jean-Louis,J.J. 0-1; Day,Ethan 0-1; Allen Jr,BJ 0-1; Knox,Julian 0-1.

2025 GAME RECAPS

OVERALL: 9-1 (HOME 5-1, ROAD 4-0, NEUTRAL 0-0) | AMERICAN: 5-1 (HOME 2-1, ROAD 3-0, NEUTRAL 0-0)

UTSA vs. UNT

DATCU STADIUM • DENTON, TEXAS
OCT. 18, 2025 • ATTENDANCE: 25,053

POSTGAME NOTES

- UNT earned bowl eligibility with a Homecoming win over UTSA, 55-17, on Saturday at DATCU Stadium. The victory marked the fastest UNT has secured a bowl game berth since Oct. 13, 2018, when the Mean Green also started 6-1.
- The Mean Green's 55 points was the most scored against a conference opponent since a 55-14 win over Southern Mississippi on Oct. 26, 2013.
- UNT recovered three fumbles in the game and reached 10 for the season. Coupled with seven interceptions this season, the Mean Green rank first in FBS with turnovers gained and fumble recoveries.
- Redshirt freshman quarterback Drew Mestemaker finished 22-of-35 for 277 yards and four passing touchdowns while he added a rushing score. His five total touchdowns marks a new career high, breaking his previous best of four.
- Sophomore wide receiver Wyatt Young collected six catches for a career-high 102 yards and three touchdowns. He became the first UNT player with three receiving touchdowns in a game since on Sept. 7, 2024.
- Freshman running back Caleb Hawkins posted career-high marks of 133 yards rushing on 18 carries and 90 yards receiving on eight catches.

SCORING SUMMARY

UTSA	7	7	3	0	--	17
UNT	17	7	21	10	--	55

1st 13:30	UTSA	Thomas, Houston 3 yd pass from McCown, Owen (Petro, Michael kick)
7:31	UNT	Nguma, Kali 28 yd field goal
3:11	UNT	Young, Wyatt 20 yd pass from Mestemaker, Drew (Nguma, Kali kick)
0:00	UNT	Young, Wyatt 11 yd pass from Mestemaker, Drew (Nguma, Kali kick)
2nd 5:22	UTSA	Henry, Robert 3 yd run (Petro, Michael kick)
0:09	UNT	Sibley, Kiefer 18 yd run (Nguma, Kali kick)
3rd 11:30	UNT	Dorner, Cameron 15 yd pass from Mestemaker, Drew (Nguma, Kali kick)
9:58	UNT	Mestemaker, Drew 1 yd run (Nguma, Kali kick)
2:57	UTSA	Petro, Michael 29 yd field goal
0:55	UNT	Young, Wyatt 42 yd pass from Mestemaker, Drew (Nguma, Kali kick)
4th 13:24	UNT	Nguma, Kali 19 yd field goal
6:01	UNT	Lewis, Terrence 37 yd pass from Jimerson Jr., Chris (Nguma, Kali kick)

STATISTICS

TEAM STATS	UTSA	UNT
FIRST DOWNS	14	34
RUSHES-YARDS (NET)	32-214	44-270
PASSING YDS (NET)	115	314
Passes Att-Comp-Int	26-16-0	37-23-0
TOTAL OFFENSE PLAYS-YARDS	58-329	81-584
Fumble Returns-Yards	0-0	0-0
Punt Returns-Yards	1-2	4-18
Kickoff Returns-Yards	4-76	2-20
Interception Returns-Yards	0-0	0-0
Punts (Number-Avg)	5-50.6	3-38.3
Fumbles-Lost	5-3	0-0
Penalties-Yards	10-86	8-72
Possession Time	26:17	33:39
Third-Down Conversions	4 of 11	5 of 14
Fourth-Down Conversions	0 of 1	3 of 3
Red-Zone Scores-Chances	3-3	7-7
Sacks By: Number-Yards	1-9	4-18

INDIVIDUAL STATISTICS

RUSHING: UTSA-Henry,Robert 12-138; Henderson III,W 5-65; Peterson,A/Mari 3-18; Tension,Brando 2-2; Overmyer,Patric 1-1; Donnell,Bryson 1-0; TEAM 1-minus 2; Amador II,David 1-minus 2; McCown,Owen 6-minus 6.
UNT-Hawkins,Caleb 18-133; Sibley,Kiefer 8-63; McGill II,Makenzie 5-40; Gray,Ashton 4-32; Mestemaker,Drew 6-7; von Grote,Tom 1-2; TEAM 2-minus 7.
PASSING: UTSA-McCown,Owen 12-21-0-84; Tension,Brando 4-5-0-31. UNT-Mestemaker,Drew 22-35-0-277; Jimerson Jr.,Chris 1-1-0-37; TEAM 0-1-0-0.
RECEIVING: UTSA-Wilson,AJ 4-35; McCuin,Devin 4-23; Thomas,Houston 2-21; Amador II,David 2-12; Brow,Elliott 1-7; Hardy,Jamel 1-6; Overmyer,Patric 1-6; Anderson,Mekhi 1-5. UNT-Hawkins,Caleb 8-90; Young,Wyatt 6-102; Dorner,-Cameron 5-63; Williams III,Tre 2-18; Lewis,Terrence 1-37; Carnes,Dalton 1-4.
INTERCEPTIONS: UTSA-None. UNT-None.
FUMBLES: UTSA-McCown,Owen 3-2; Henry,Robert 1-1; Peterson,A/Mari 1-0. UNT-None.
SACKS (UA-A): UTSA-Anyanwu,Nnanna 1-0. UNT-Day,Ethan 1-0; Hayes,Briceon 1-0; Huddleston,Keviyon 1-0; Pierce,Joshua 1-0.
TACKLES (UA-A): UTSA-Tucker, Jr.,Bra 3-4; Blackshire,Kend 5-1; Martin,Davin 4-1; Banks Jr.,Shad 1-4; Anyanwu,Nnanna 2-2; Pewee,Owen 2-2; Milton,Tyan 2-2; Lewis,Jermarius 1-3; Leonard,Tai 2-1; Wyrick,Jimmy 1-2; Ozowalu,Kenny 1-2; Wilkerson,Marce 1-2; Upshaw Jr.,Came 1-2; Chapman,Ahamad 1-2; Jackson,Ian 2-0; Walley Jr.,Jame 1-1; Otutu,Chidera 1-1; Newell,Elijah 1-1; Brown Jr.,Lawre 0-2; Meier,KK 0-2; Quaita Jr.,Dona 1-0; Khan,Alpha 1-0; Sylvester,Travo 1-0; Donnell,Bryson 1-0; Overmyer,Patric 1-0; Roberts-Day,Kai 1-0; Shaw,Vic 0-1; Robinson,Zechar 0-1; Blaylock,Cam 0-1; Kelly,Kenyan 0-1; Buxton,Jameian 0-1. UNT-Knox,Brayden 5-1; Jones II,Will 4-2; Wesloski,Ethan 2-4; Allen Jr.,BJ 5-0; Smith-Young,Pat 3-2; Hayes,Briceon 4-0; Fields,Trey 2-1; Day,Ethan 2-0; Fisher,David 1-1; Pierce,Joshua 1-1; Huddleston,Keviyon 1-1; Whitter,Shane 0-2; Hammonds,Quinton 0-2; Lewis,Kollin 1-0; Armstead,Da'Vean 1-0; Clements,Saadq 1-0; Canada,Chase 0-1; Jackson,Evan 0-1; Stroud,Gabe 0-1.

UNT vs. CHARLOTTE

JERRY RICHARDSON STADIUM • CHARLOTTE, N.C.
OCT. 24, 2025 • ATTENDANCE: 9,626

POSTGAME NOTES

- Redshirt freshman quarterback Drew Mestemaker broke the program and American Conference record with 608 yards passing as UNT defeated Charlotte, 54-20, on Friday night at Jerry Richardson Stadium.
- The 49ers held a 17-7 lead with 11:27 left in the second quarter, before the Mean Green outscored the hosts 47-3 over the last 38:30 of game time. This marked the second double-digit comeback of the season.
- Mestemaker's 608 yards was the most by any FBS player since Mississippi State's K.J. Costello threw for 623 against LSU on Sept. 26, 2020, and it is the 17th most passing yards in a game in FBS history.
- UNT had three players reach 100 yards receiving, as wide receivers Cameron Dorner (117), Landon Sides (114) and Wyatt Young (190) all hit the century mark – only the third FBS team to do so this season.
- The Mean Green scored three rushing touchdowns as sophomore running back Kiefer Sibley tallied two and redshirt freshman running back Ashton Gray crossed the goal line for the first time in his career.
- Freshman running back Caleb Hawkins finished the day with four catches for 39 yards and two receiving touchdowns and added 48 yards on 13 carries.

SCORING SUMMARY

UNT	7	10	10	27	--	54
CHARLOTTE	10	7	3	0	--	20

1st 12:25	UNT	Dorner, Cameron 41 yd pass from Mestemaker, Drew (Nguma, Kali kick)
7:53	CLT	Boyd, Liam 24 yd field goal
1:15	CLT	Nicholas, Javen 33 yd pass from Loftis, Grayson (Boyd, Liam kick)
2nd 11:27	CLT	Nicholas, Javen 64 yd pass from Loftis, Grayson (Boyd, Liam kick)
8:30	UNT	Nguma, Kali 29 yd field goal
4:14	UNT	Hawkins, Caleb 6 yd pass from Mestemaker, Drew (Nguma, Kali kick)
3rd 8:17	CLT	Boyd, Liam 20 yd field goal
5:53	UNT	Sibley, Kiefer 1 yd run (Nguma, Kali kick)
0:17	UNT	Nguma, Kali 41 yd field goal
4th 12:26	UNT	Hawkins, Caleb 7 yd pass from Mestemaker, Drew (Nguma, Kali kick)
9:03	UNT	Young, Wyatt 70 yd pass from Mestemaker, Drew (Evans, Sawyer rush failed)
7:04	UNT	Sibley, Kiefer 45 yd run (Nguma, Kali kick)
1:06	UNT	Gray, Ashton 32 yd run (Nguma, Kali kick)

STATISTICS

TEAM STATS	UNT	CLT
FIRST DOWNS	31	13
RUSHES-YARDS (NET)	29-146	27-104
PASSING YDS (NET)	608	295
Passes Att-Comp-Int	49-37-1	36-20-0
TOTAL OFFENSE PLAYS-YARDS	78-754	63-399
Fumble Returns-Yards	0-0	0-0
Punt Returns-Yards	1-21	0-0
Kickoff Returns-Yards	2-65	8-195
Interception Returns-Yards	0-0	1-4
Punts (Number-Avg)	2-40.5	8-38.4
Fumbles-Lost	2-1	0-0
Penalties-Yards	5-56	6-60
Possession Time	30:38	29:22
Third-Down Conversions	4 of 11	4 of 16
Fourth-Down Conversions	1 of 2	1 of 2
Red-Zone Scores-Chances	4-6	2-2
Sacks By: Number-Yards	2-11	3-25

INDIVIDUAL STATISTICS

RUSHING: UNT-Sibley,Kiefer 7-71; Hawkins,Caleb 13-48; Gray,Ashton 4-34; Mestemaker,Drew 5-minus 7. Charlotte-Cobb,Jarriel 13-59; Nicholas,Javen 1-20; Gainey Jr.,Rod 4-14; Loftis,Grayson 7-6; Davids,Jake 1-5; Adair,Connor 1-0.
PASSING: UNT-Mestemaker,Drew 37-49-1-608. Charlotte-Loftis,Grayson 20-36-0-295.
RECEIVING: UNT-Young,Wyatt 9-190; Dorner,Cameron 7-117; Sides,Landon 5-114; Williams III,Tre 5-60; Hawkins,Caleb 4-39; Evans,Simeon 3-21; Carnes,Dalton 2-41; Lewis,Terrence 2-26. Charlotte-Nicholas,Javen 7-187; Brown,Sean 4-58; Mason,E. Jai 2-22; McGee,Gus 2-8; Gainey Jr.,Rod 2-6; Hampton,Jaylen 1-6; Burris,Miles 1-6; Cobb,Jarriel 1-2.
INTERCEPTIONS: UNT-None. Charlotte-Talib,Yamil 1-4.
FUMBLES: UNT-Lewis,Terrence 1-0; Mestemaker,Drew 1-1. Charlotte-None.
SACKS (UA-A): UNT-Durgan,Jalyn 1-0; Day,Ethan 1-0. Charlotte-Williford,Reid 2-0; Taylor,Shay 1-0.
TACKLES (UA-A): UNT-Wesloski,Ethan 1-9; Hammonds,Quinton 3-5; Fields,Trey 1-6; Armstead,Da'Vean 3-2; Jackson,Evan 1-4; Day,Ethan 1-4; Jones II,Will 2-1; Williams,Jayden 1-2; Durgan,Jalyn 1-2; Fisher,David 2-0; Smith-Young,Pat 1-1; Huddleston,Keviyon 1-1; Fann,Blake 1-1; Manning,Jaden 1-1; Stewart,Tyrane 0-2; Reese,Brenden 1-0; Outland Jr.,Richard 1-0; Carnes,Dalton 1-0; Sibley,Kiefer 1-0; Knox,Julian 0-1; Allen Jr.,BJ 0-1; Dempsey,Harrison 0-1; Lewis,Kollin 0-1; Lataimua,Jackson 0-1; Hayes,Briceon 0-1; Knox,Brayden 0-1; Canada,Chase 0-1; Vargas Jr.,Rudy 0-1. Charlotte-Williford,Reid 4-3; Clinkscales,CJ 6-0; Taylor,Shay 4-2; Womack,Dylon 4-2; Grant,Cary 2-4; Franklin,Randy 3-2; Schmitz,Kadin 1-4; Curtian,Caleb 3-1; Kaba,Cheick 2-2; Liverpool,Jorel 1-3; Johnson,Jaylon 0-4; Bootle II,Dwigh 2-1; Gill,Collin 1-2; Baldwin,Thailan 2-0; Willis,Gavin 1-1; McGee,Treyveon 0-2; Shockley,Zion 0-2; Mullen,Braden 0-2; Miles,Xavier 0-2; Edwards,Derrick 0-2; Irving,Caleb 0-2; Brown,Sean 0-2; Talib,Yamil 0-2; Shipman,Gavin 1-0; Simpson,Curtis 0-1.

2025 GAME RECAPS

OVERALL: 9-1 (HOME 5-1, ROAD 4-0, NEUTRAL 0-0) | AMERICAN: 5-1 (HOME 2-1, ROAD 3-0, NEUTRAL 0-0)

NAVY vs. UNT

DATCU STADIUM • DENTON, TEXAS
NOV. 1, 2025 • ATTENDANCE: 26,516

POSTGAME NOTES

- Freshman running back Caleb Hawkins scored four rushing touchdowns as UNT handed previously undefeated Navy its first loss of the season, 31-17, at DATCU Stadium on Saturday.
- With his second game of four rushing touchdowns this season, Hawkins joined Samaje Perine (Oklahoma, 2014) and Jermar Jefferson (Oregon State, 2018) as the only FBS freshmen with two games of 4+ rushing touchdowns in a season since 2014.
- Hawkins also hit career-best marks of 33 carries and 197 yards rushing which is thr ninth-most rushing yards for a UNT freshman in a single-game history.
- Sophomore defensive back Quinton Hammonds finished the day with two interceptions, including the game-sealing pick in the endzone with 4:16 remaining in the game.
- Hammonds became the first UNT player with two interceptions in a game since Evan Jackson did so against Tulsa on Sept. 28, 2024.
- Redshirt freshman quarterback Drew Mestemaker finished 19-of-24 for 234 yards passing with no touchdowns – his first career game without a touchdown.
- Junior linebacker Ethan Wesloski tallied a new career-high mark of 14 tackles, including nine solo stops, and a tackle for loss. The performance marked his third career game with double-digit tackles.

SCORING SUMMARY

NAVY	0	10	7	0	--	17
UNT	14	10	7	0	--	31

1st 11:57	UNT	Hawkins, Caleb 7 yd run (Nguma, Kali kick)
3:32	UNT	Hawkins, Caleb 3 yd run (Nguma, Kali kick)
2nd 7:14	NAVY	Kirkwood, Nathan 26 yd field goal
5:46	UNT	Hawkins, Caleb 14 yd run (Nguma, Kali kick)
1:59	NAVY	Chatman, Brandon 31 yd run (Kirkwood, Nathan kick)
0:03	UNT	Nguma, Kali 21 yd field goal
3rd 9:48	NAVY	Horvath, Blake 13 yd run (Kirkwood, Nathan kick)
0:46	UNT	Hawkins, Caleb 6 yd run (Nguma, Kali kick)

STATISTICS

TEAM STATS	NAVY	UNT
FIRST DOWNS	22	22
RUSHES-YARDS (NET)	44-311	45-190
PASSING YDS (NET)	80	234
Passes Att-Comp-Int	14-8-2	24-19-0
TOTAL OFFENSE PLAYS-YARDS	58-391	69-424
Fumble Returns-Yards	0-0	0-0
Punt Returns-Yards	0-0	0-0
Kickoff Returns-Yards	3-72	2-42
Interception Returns-Yards	0-0	2-0
Punts (Number-Avg)	1-53.0	3-35.0
Fumbles-Lost	1-1	0-0
Penalties-Yards	8-55	4-30
Possession Time	32:13	27:47
Third-Down Conversions	6 of 11	7 of 13
Fourth-Down Conversions	1 of 2	1 of 1
Red-Zone Scores-Chances	2-4	5-5
Sacks By: Number-Yards	2-14	1-4

INDIVIDUAL STATISTICS

RUSHING: Navy-Horvath,Blake 19-112; Chatman,Brandon 6-67; Tecza,Alex 10-59; Heidenreich,Eli 8-57; Gutierrez,-Jacks 1-16. UNT-Hawkins,Caleb 33-197; Sibley,Kiefer 6-8; Young,Wyatt 1-6; TEAM 3-minus 7; Mestemaker,Drew 2-minus 14.
PASSING: Navy-Horvath,Blake 8-14-2-80. UNT-Mestemaker,Drew 19-24-0-234.
RECEIVING: Navy-Heidenreich,Eli 6-68; Tecza,Alex 2-12. UNT-Young,Wyatt 5-52; Dornier,Cameron 3-78; Sides,Landon 3-44; Williams III,Tre 3-35; Hawkins,Caleb 3-9; Lewis,Terrence 1-14; Coleman,Miles 1-2.
INTERCEPTIONS: Navy-None. UNT-Hammonds,Quinton 2-0.
FUMBLES: Navy-Horvath,Blake 1-1. UNT-None.
SACKS (UA-A): Navy-Bleazard,Marcus 1-0; Willis,Griffen 1-0. UNT-Huddleston,Keviyon 0-1; Hayes,Briceon 0-1.
TACKLES (UA-A): Navy-Cauley,Coleman 7-3; Sessi,Giuseppe 6-4; Parker,MarcAnth 4-5; Hamilton,Philli 3-6; Pirris,Luke 3-4; Robinson,Landon 4-1; Willis,Griffen 3-2; Allen,Bryce 3-0; Klenk,Adam 0-3; Oniha,Ira 2-0; Campbell,Jaxson 1-1; Moutome,Julien 1-1; Bleazard,Marcus 1-0; Noe,Gavin 1-0; Duhart,Andrew 1-0; Ross,Justin 1-0; McCamy,Nolan 0-1; McShan,Kenneth 0-1. UNT-Wesloski,Ethan 9-5; Fields,Trey 7-5; Smith-Young,Pat 4-3; Armstead,Da'Vean 3-1; Fisher,David 2-2; Hammonds,Quinton 2-2; Jones II,Will 1-2; Day,Ethan 1-1; Clements,Saadiq 1-1; Washington,Terrell 0-2; Hayes,Briceon 0-2; Reese,Brenden 1-0; Allen Jr.,BJ 1-0; Whitter,Shane 1-0; Nguma,Kali 1-0; Outland Jr.,Richard 0-1; Huddleston,Keviyon 0-1.

UNT vs. UAB

PROTECTIVE STADIUM • BIRMINGHAM, ALA.
NOV. 15, 2025 • ATTENDANCE: 16,190

POSTGAME NOTES

- Freshman running back Caleb Hawkins set a new single-game UNT record with five rushing touchdowns as the Mean Green collected a road win over UAB on Saturday afternoon at Protective Stadium to improve to 9-1 on the season.
- Hawkins became the second FBS player this season with five rushing TDs in a game and only the eighth player in American Conference history.
- The Mean Green raced out to a 28-0 lead in the second quarter after Hawkins scored four of his five touchdowns in the opening 19 minutes of game time.
- UNT posted its fifth 50-plus game of the season, the most in program history, despite losing the time of possession by over 10 minutes.
- Redshirt freshman quarterback Drew Mestemaker hit the 3,000-yard passing mark on the season to register the eighth such season in program history.
- Sophomore wide receiver Wyatt Young recorded eight catches for 143 yards and a touchdown, hist third 100-yard receiving day of the season.
- The Mean Green forced four turnovers (three interceptions and one fumble recovery) in the game and converted them into 21 points. For the season, North Texas has scored 111 points off turnovers which matches the most in a single season since 2000.
- Senior defensive back Will Jones II finished the day with two interceptions and a PBU while senior DB David Fisher collected an interception.

SCORING SUMMARY

UNT	21	10	15	7	--	53
UAB	0	7	11	6	--	24

1st 8:48	UNT	Hawkins, Caleb 1 yd run (Nguma, Kali kick)
4:15	UNT	Hawkins, Caleb 4 yd run (Nguma, Kali kick)
3:11	UNT	Hawkins, Caleb 11 yd run (Nguma, Kali kick)
2nd 11:07	UNT	Hawkins, Caleb 9 yd run (Nguma, Kali kick)
5:34	UAB	Hawkins Jr., Brandon 32 yd pass from Kitna, Jalen (Delange, Jonah kick)
3:23	UNT	Nguma, Kali 46 yd field goal
3rd 11:55	UAB	Burton, Ryder 1 yd run (Hawkins Jr., Brandon pass from Kitna, Jalen)
9:37	UNT	Young, Wyatt 7 yd pass from Mestemaker, Drew (Nguma, Kali kick)
6:37	UAB	Delange, Jonah 46 yd field goal
3:26	UNT	Hawkins, Caleb 5 yd run (Young, Wyatt pass from Mestemaker, Drew)
4th 12:00	UAB	Jacobs, Isaiah 6 yd run (Hooks, Iverson pass failed)
3:00	UNT	Dorner, Cameron 30 yd pass from Mestemaker, Drew (Nguma, Kali kick)

STATISTICS

TEAM STATS	UNT	UAB
FIRST DOWNS	22	26
RUSHES-YARDS (NET)	34-208	35-190
PASSING YDS (NET)	298	298
Passes Att-Comp-Int	25-18-0	47-27-3
TOTAL OFFENSE PLAYS-YARDS	59-506	82-478
Fumble Returns-Yards	1-0	0-0
Punt Returns-Yards	0-0	0-0
Kickoff Returns-Yards	2-95	4-55
Interception Returns-Yards	3-39	0-0
Punts (Number-Avg)	0-0.0	0-0.0
Fumbles-Lost	0-0	1-1
Penalties-Yards	4-44	3-12
Possession Time	24:51	35:09
Third-Down Conversions	6 of 10	9 of 17
Fourth-Down Conversions	2 of 3	4 of 6
Red-Zone Scores-Chances	6-6	2-4
Sacks By: Number-Yards	2-18	0-0

INDIVIDUAL STATISTICS

RUSHING: UNT-Hawkins,Caleb 27-189; Gray,Ashton 2-9; Sibley,Kiefer 2-5; Mestemaker,Drew 3-5. UAB-Jackson,Jevon 16-159; Jacobs,Isaiah 9-24; Beebe,Solomon 3-16; Elder,Jaylen 1-4; Burton,Ryder 1-1; Kitna,Jalen 5-minus 14.
PASSING: UNT-Mestemaker,Drew 18-25-0-298. UAB-Kitna,Jalen 26-45-2-281; Burton,Ryder 1-2-1-7.
RECEIVING: UNT-Young,Wyatt 8-143; Dornier,Cameron 3-73; Coleman,Miles 2-22; Hawkins,Caleb 1-21; Williams III,Tre 1-18; Lewis,Terrence 1-15; Sides,Landon 1-7; Sibley,Kiefer 1-minus 1. UAB-Hawkins Jr.,Bra 6-127; Hooks,Iverson 6-58; Daisy,Xavier 5-63; Beebe,Solomon 4-15; Jackson,Jevon 3-8; Lagg,Elijah 2-14; Jacobs,Isaiah 1-3.
INTERCEPTIONS: UNT-Fisher,David 1-39; Jones II,Will 1-0. UAB-None.
FUMBLES: UNT-None. UAB-Beebe,Solomon 1-1.
SACKS (UA-A): UNT-Clements,Saadiq 0-1; Day,Ethan 0-1; Huddleston,Keviyon 1-0. UAB-None.
TACKLES (UA-A): UNT-Jackson,Evan 7-2; Hammonds,Quinton 5-2; Fields,Trey 0-7; Fisher,David 6-0; Armstead,-Da'Vean 4-2; Jones II,Will 3-3; Wesloski,Ethan 3-3; Huddleston,Keviyon 4-1; Smith-Young,Pat 3-1; Day,Ethan 3-1; Lewis,Kollin 3-1; Clements,Saadiq 1-3; Durgan,Jalyn 1-2; Knox,Brayden 2-0; Carnes,Dalton 1-0; Outland Jr.,Richard 1-0; Burrell,S'Maje 1-0; Vargas Jr.,Rudy 0-1; Allen Jr.,BJ 0-1. UAB-Hightower,Devin 3-3; Toussom,Eddy 2-4; Warren,Denver 1-5; Brown,AJ 4-0; McDaniel,T'sai 3-0; Fisher,Perry 3-0; Smalls,Eamon 3-0; Crumpley,Tamari 2-1; Vessel,-Jeremiah 1-2; Peterson,Ja'Sire 0-3; Bryant,Sirad 2-0; Burge,Chris 1-1; Baka,Josh 1-1; Lee,Donald 1-1; Crozier,Isaiah 1-1; Allen,Jonathan 0-2; Morrison,Amorie 1-0; Franklin,Brando 1-0; Johnson,Zach 1-0; Pitcher,Calvin 1-0; Williams,Roy 1-0; Ferguson,Jaylyn 1-0; Hooks,Iverson 1-0; Mason,J'Quan 0-1; Rogers,Ja'Michae 0-1.

RUSHING TOUCHDOWNS
SEASON LEADERS

PLAYER	SEASON	ATT	YDS	TD
1. Patrick Cobbs	2003	307	1,680	19
2. Lance Dunbar	2009	200	1,378	17
Jamario Thomas	2004	285	1,801	17
4. Caleb Hawkins	2025	148	933	16
Jeffery Wilson	2017	188	1,215	16
6. DeAndre Torrey	2018	175	977	15
7. Jeffery Wilson	2016	169	936	14
8. DeAndre Torrey	2021	248	1,215	13
Lance Dunbar	2010	274	1,553	13
10. Michael Jones	1977	187	940	12

RUSHING YARDS PER ATTEMPT
SEASON LEADERS

PLAYER	SEASON	ATT	YDS	AVG
1. Ray Renfro	1951	127	959	7.55
2. Ayo Adeyi	2022	112	807	7.21
3. Ayo Adeyi	2023	143	1,017	7.11
4. Dean Renfro	1953	101	700	6.93
5. Lance Dunbar	2009	200	1,378	6.89
6. Tommy Runnels	1955	83	570	6.86
7. Shane Porter	2024	97	648	6.68
8. Jeffery Wilson	2017	188	1,215	6.46
9. Jamario Thomas	2004	285	1,801	6.32
-- Caleb Hawkins	2025	148	933	6.30
10. Abner Haynes	1959	116	730	6.29

PASSING YARDS
CAREER LEADERS

PLAYER	SEASON	CMP	ATT	PCT	YDS
1. Mason Fine	2016-19	1,039	1,655	.628	12,505
2. Mitch Maher	1991-94	640	1,149	.557	8,519
3. Derek Thompson	2009-13	636	1,055	.603	7,427
4. Austin Aune	2019-22	488	896	.545	7,324
5. Steve Ramsey	1967-69	491	1,015	.483	7,076
6. Scott Davis	1987-90	519	922	.562	6,923
7. Scott Hall	2000-04	413	763	.541	5,975
8. Giovanni Vizza	2007-08	532	876	.607	5,146
9. Jason Mills	1995-97	323	672	.480	3,981
10. Chandler Morris	2024	322	512	.629	3,774
11. Drew Mestemaker	2024-25	262	381	.688	3,462

PASSING YARDS
SEASON LEADERS

PLAYER	SEASON	CMP	ATT	PCT	YDS
1. Mason Fine	2017	324	511	.634	4,052
2. Mason Fine	2018	303	469	.646	3,793
3. Chandler Morris	2024	322	512	.629	3,774
4. Austin Aune	2022	232	411	.564	3,547
5. Chandler Rogers	2023	262	421	.622	3,382
6. Mitch Maher	1994	231	370	.624	3,103
7. Mason Fine	2019	257	414	.620	3,088
8. Drew Mestemaker*	2025	232	335	.693	3,000
9. Derek Thompson	2013	251	390	.643	2,896
10. Steve Ramsey	1969	195	414	.471	2,828

PASSING TOUCHDOWNS
SEASON LEADERS

PLAYER	SEASON	YDS	TD
1. Austin Aune	2022	3,547	33
2. Chandler Morris	2024	3,774	31
Mason Fine	2017	4,052	31
4. Chandler Rogers	2023	3,382	29
Mason Fine	2019	3,088	29
6. Mason Fine	2018	3,793	27
7. Mitch Maher	1994	3,103	26
8. Mitch Maher	1993	2,595	24
Steve Ramsey	1969	2,828	24
Steve Ramsey	1968	2,516	24
-- Drew Mestemaker*	2025	3,000	23

PASSING EFFICIENCY

CAREER LEADERS MIN. 300 ATTEMPTS					
PLAYER	SEASONS	YDS	TD	INT	RTG
-- Drew Mestemaker	2024-25	3,462	25	6	163.60
1. Chandler Rogers	2023	3,382	29	5	150.07
2. Mason Fine	2016-19	12,505	93	34	140.68
3. Chandler Morris	2024	3,774	31	12	140.10
4. Austin Aune	2019-22	7,324	56	28	137.50
5. Scott Hall	2000-04	5,975	50	26	132.26
6. Jordan Case	1977-79	2,608	12	8	130.13
7. Mitch Maher	1991-94	8,519	67	47	129.04
8. Scott Davis	1987-90	6,923	41	35	126.45
9. Derek Thompson	2009-13	7,427	42	34	126.11
10. Riley Dodge	2008-10	3,187	20	20	125.71

PASSING EFFICIENCY

SEASON LEADERS MIN. 125 ATTEMPTS					
PLAYER	SEASON	YDS	TD	INT	RTG
-- Drew Mestemaker*	2025	3,000	23	4	164.75
1. Ken Washington	1977	1,155	10	3	158.93
2. Scott Hall	2003	1,732	13	5	153.43
3. Chandler Rogers	2023	3,382	29	5	150.07
4. Mason Fine	2018	3,793	27	5	149.41
5. Mitch Maher	1994	3,103	26	14	148.50
6. Austin Aune	2020	1,650	13	4	148.38
7. Austin Aune	2022	3,547	33	15	148.14
8. Jason Bean	2020	1,131	14	5	144.97
9. Mason Fine	2017	4,052	31	15	144.16
10. Mason Fine	2019	3,088	29	9	143.50

PASSING YARDS PER ATTEMPT

CAREER LEADERS		MIN. 200 ATTEMPTS			
PLAYER	SEASONS	ATT	YDS	YPA	
-- Drew Mestemaker*	2024-25	381	3,462	9.09	
1. Austin Aune	2019-22	896	7,324	8.17	
2. Scott Hall	2000-04	763	5,975	7.83	
3. Mason Fine	2016-19	1,655	12,505	7.56	
4. Scott Davis	1987-90	922	6,923	7.51	
5. Mitch Maher	1991-94	1,149	8,519	7.41	
6. Chandler Morris	2024	512	3,774	7.37	
7. Jordan Case	1977-79	354	2,608	7.37	
8. Derek Thompson	2009-13	1,055	7,427	7.04	
9. Steve Ramsey	1967-69	1,015	7,076	6.97	
10. Riley Dodge	2008-10	481	3,187	6.63	

PASSING YARDS PER ATTEMPT

SEASON LEADERS		MIN. 125 ATTEMPTS			
PLAYER	SEASON	ATT	YDS	YPA	
1. Scott Hall	2003	186	1,732	9.31	
2. Richard Harvey	1951	131	1,194	9.11	
-- Drew Mestemaker*	2025	335	3,000	8.96	
3. Ken Washington	1977	129	1,155	8.95	
4. Scott Davis	1988	270	2,409	8.92	
5. Austin Aune	2020	185	1,650	8.92	
6. Austin Aune	2022	411	3,547	8.63	
7. Mitch Maher	1994	370	3,103	8.39	
8. Mason Fine	2018	469	3,793	8.09	
9. Scott Davis	1987	127	1,023	8.06	
10. Chandler Rogers	2023	421	3,382	8.03	

PASSING COMPLETIONS

SEASON LEADERS				
PLAYER	SEASON	ATT	YARDS	CMP
1. Mason Fine	2017	511	4,052	324
2. Chandler Morris	2024	512	3,774	322
3. Giovanni Vizza	2008	493	2,758	309
4. Mason Fine	2018	469	3,793	303
5. Chandler Rogers	2023	421	3,382	262
6. Mason Fine	2019	414	3,088	257
7. Derek Thompson	2013	390	2,896	251
8. Drew Mestemaker*	2025	335	3,000	232
Austin Aune	2022	232	3,547	232
10. Mitch Maher	1994	370	3,103	231

COMPLETION PERCENTAGE

CAREER LEADERS MIN. 300 ATTEMPTS					
PLAYER	SEASONS	CMP	ATT	PCT	
-- Drew Mestemaker	2024-25	262	381	.688	
1. Riley Dodge	2008-10	311	481	.647	
2. Chandler Morris	2024	322	512	.629	
3. Mason Fine	2016-19	1,039	1,655	.628	
4. Chandler Rogers	2023	262	421	.622	
5. Jordan Case	1977-79	218	354	.615	
6. Giovanni Vizza	2007-08	532	876	.607	
7. Derek Thompson	2009-13	636	1,055	.603	
8. Scott Davis	1987-90	519	922	.562	
9. Rusty Hill	1980-82	241	432	.558	
10. Mitch Maher	1991-94	640	1,149	.557	

COMPLETION PERCENTAGE

SEASON LEADERS		MIN. 100 ATTEMPTS			
PLAYER	SEASON	CMP	ATT	PCT	
-- Drew Mestemaker*	2025	232	335	.693	
1. Riley Dodge	2009	205	303	.677	
2. Mason Fine	2018	303	469	.646	
3. Derek Thompson	2013	251	390	.643	
4. Mason Fine	2017	324	511	.634	
5. Daniel Meager	2007	107	169	.633	
6. Chandler Morris	2024	322	512	.629	
7. Giovanni Vizza	2008	309	493	.626	
8. Mitch Maher	1994	231	370	.624	
9. Chandler Rogers	2023	262	421	.622	
10. Mason Fine	2019	257	414	.620	

PASSING YARDS PER COMPLETION

CAREER LEADERS		MIN. 200 ATTEMPTS			
PLAYER	SEASONS	CMP	YDS	YPC	
1. Austin Aune	2019-22	488	7,324	15.01	
2. Scott Hall	2000-04	422	5,975	14.15	
3. Steve Ramsey	1967-69	491	7,076	14.41	
4. Ken Washington	1974-77	227	3,043	13.41	
5. Scott Davis	1987-90	519	6,923	13.34	
6. Mitch Maher	1991-94	640	8,519	13.31	
-- Drew Mestemaker	2024-25	262	3,462	13.21	
7. Joe Stevenson	1977-80	191	2,502	13.10	
8. Chandler Rogers	2023	262	3,382	12.91	
9. Jason Mills	1995-97	323	3,981	12.33	
10. Mason Fine	2016-19	1,039	12,505	12.04	

TOUCHDOWN-TO-INTERCEPTION RATIO

CAREER LEADERS		MIN. 20 TOUCHDOWNS		
PLAYER	SEASONS	TD	INT	RATIO
1. Chandler Rogers	2023	29	5	5.80
-- Drew Mestemaker	2024-25	25	6	4.17
2. Mason Fine	2016-19	93	34	2.74
3. Chandler Morris	2024	31	12	2.58
4. Austin Aune	2019-22	56	28	2.00
5. Scott Hall	2000-04	50	26	1.92
6. Mitch Maher	1991-94	67	50	1.34
7. Derek Thompson	2009-13	42	34	1.24
8. Scott Davis	1987-90	41	35	1.17
9. Steve Ramsey	1967-69	69	67	1.03
10. Riley Dodge	2008-10	20	20	1.00

TOUCHDOWN-TO-INTERCEPTION RATIO

SEASON LEADERS MIN. 10 TOUCHDOWNS				
PLAYER	SEASONS	TD	INT	RATIO
1. Chandler Rogers	2023	29	5	5.80
-- Drew Mestemaker*	2025	23	4	5.75
2. Mason Fine	2018	27	5	5.40
3. Scott Hall	2004	14	4	3.50
Scott Davis	1989	14	4	3.50
5. Ken Washington	1977	10	3	3.33
6. Austin Aune	2020	13	4	3.25
7. Mason Fine	2019	29	9	3.22
8. Riley Dodge	2010	11	4	2.75
9. Scott Hall	2003	13	5	2.60
10. Chandler Morris	2024	31	12	2.58

* owns UNT freshman single-season record

INDIVIDUAL PROGRAM RECORDS UPDATE

PASSING YARDS PER GAME

SEASON LEADERS MIN. 10 GAMES				
PLAYER	SEASON	GMS	YDS	AVG
1. Chandler Morris	2024	12	3,774	314.5
-- Drew Mestemaker*	2025	10	3,000	300.0
2. Mason Fine	2018	13	3,793	291.8
3. Mason Fine	2017	14	4,052	289.4
4. Steve Ramsey	1969	10	2,828	282.8
5. Mitch Maher	1994	11	3,103	282.1
6. Chandler Rogers	2023	12	3,382	281.8
7. Mason Fine	2019	12	3,088	257.3
8. Austin Aune	2022	14	3,547	253.4
9. Steve Ramsey	1968	10	2,516	251.6
10. Giovanni Vizza	2007	10	2,388	238.8

TOTAL YARDS
SEASON LEADERS

PLAYER	SEASON	PLAYS	YDS
1. Mason Fine	2017	618	4,068
2. Chandler Morris	2024	572	4,016
3. Mason Fine	2018	538	3,813
4. Austin Aune	2022	455	3,599
5. Chandler Rogers	2023	530	3,561
6. Mitch Maher	1994	458	3,280
7. Derek Thompson	2013	454	3,053
8. Drew Mestemaker*	2025	377	3,051
9. Mason Fine	2019	469	2,990
10. Giovanni Vizza	2008	588	2,874

TOTAL OFFENSE YARDS PER GAME

SEASON LEADERS MIN. 10 GAMES				
PLAYER	SEASON	GMS	YDS	AVG
1. Chandler Morris	2024	12	4,016	334.67
-- Drew Mestemaker*	2025	10	3,051	305.10
2. Chandler Rogers	2023	12	3,561	296.75
3. Mason Fine	2018	13	3,813	293.31
4. Mason Fine	2017	14	4,068	290.57
5. Giovanni Vizza	2007	10	2,687	268.70
6. Austin Aune	2022	14	3,599	257.07
7. Mason Fine	2019	12	2,990	249.17
8. Riley Dodge	2009	10	2,438	243.80
9. Giovanni Vizza	2008	12	2,944	245.33
10. Derek Thompson	2013	13	3,053	234.85

TOTAL OFFENSE YARDS PER PLAY

SEASON LEADERS MIN. 200 PLAYS SINCE 2001				
PLAYER	SEASON	PLAYS	YDS	AVG
-- Drew Mestemaker*	2025	377	3,051	8.09
1. Austin Aune	2020	212	1,679	7.92
2. Austin Aune	2022	455	3,599	7.91
3. Jason Bean	2020	201	1,477	7.34
4. Scott Hall	2003	254	1,806	7.11
5. Mason Fine	2018	538	3,813	7.09
6. Chandler Morris	2024	572	4,016	7.02
7. Lance Dunbar	2009	200	1,378	6.89
8. Derek Thompson	2013	454	3,053	6.72
9. Chandler Rogers	2023	530	3,561	6.72
10. Mason Fine	2017	618	4,068	6.58

TD RESPONSIBILITY (RUSHING AND PASSING)

SEASON LEADERS				
PLAYER	SEASON	RUSH	PASS	TD
1. Chandler Morris	2024	4	31	35
2. Austin Aune	2022	1	33	34
3. Chandler Rogers	2023	4	29	33
Mitch Maher	1994	7	26	33
5. Mason Fine	2017	1	31	32
6. Mason Fine	2019	2	29	31
Mitch Maher	1993	7	24	31
8. Mason Fine	2018	2	27	29
9. Drew Mestemaker*	2025	4	23	27
10. Steve Ramsey	1969	1	24	25

TDS SCORED (RUSHING, RECEIVING, RETURNS)

SEASON LEADERS						
PLAYER	SEASON	RUSH	REC	RET	TD	
1. Patrick Cobbs	2003	19	1	1	21	
2. Caleb Hawkins *	2025	16	3	0	19	
Jaelon Darden	2020	0	19	0	19	
Lance Dunbar	2009	17	2	0	19	
5. DeAndre Torrey	2018	15	2	1	18	
6. Jamario Thomas	2004	17	0	0	17	
7. Lance Dunbar	2010	13	3	0	16	
Jeffery Wilson	2004	16	0	0	16	
9. Jeffery Wilson	2018	14	1	0	15	
10. DeAndre Torrey	2021	13	1	0	14	

POINTS SCORED
SEASON LEADERS

PLAYER	SEASON	TD	FG	PAT	PTS
1. Patrick Cobbs	2003	21	0	0	126
2. Trevor Moore (PK)	2017	0	20	55	115
3. Caleb Hawkins*	2025	19	0	0	114
Jaelon Darden	2020	19	0	0	114
Lance Dunbar	2009	19	0	0	114
6. DeAndre Torrey	2018	18	0	0	108
Cole Hedlund (PK)	2018	0	19	51	108
Ethan Mooney (PK)	2022	0	18	54	108
9. Jamario Thomas	2004	17	0	0	102
10. Michael Jones	2004	16	0	^1	98

FIELD GOAL PERCENTAGE

CAREER LEADERS MIN. 25 ATTEMPTS				
PLAYER	SEASONS	FGM	FGA	PCT
1. Trevor Moore	2014-17	53	66	.803
-- Kali Nguma	2024-25	22	28	.786
2. Ethan Mooney	2018-22	52	68	.765
3. Garrett Courtney	1997-98	29	39	.743
4. Jeff Graham	1994-96	26	35	.742
5. Richard DeFelice	1992-93	18	25	.720

FIELD GOAL PERCENTAGE

SEASON LEADERS MIN. 10 ATTEMPTS				
PLAYER	SEASON	FGM	FGA	PCT
-- Kali Nguma	2025	11	12	.917
1. Trevor Moore	2017	20	22	.909
2. Trevor Moore	2014	15	17	.882
3. Garret Courtney	1997	14	16	.875
4. Zach Olen	2010	13	15	.867
5. Cole Hedlund	2018	19	22	.864

PAT KICKS MADE
CAREER LEADERS

PLAYER	SEASONS	XPA	XPM
1. Ethan Mooney	2018-22	177	175
2. Trevor Moore	2014-17	154	154
3. Nick Bazaldua	2002-05	126	116
4. Kali Nguma	2024-25	109	109
5. Keith Chapman	1986-89	91	89

PAT KICKS MADE
SEASON LEADERS

PLAYER	SEASON	XPA	XPM
1. Kali Nguma	2024	55	55
Trevor Moore	2017	55	55
3. Kali Nguma	2025	54	54
Ethan Mooney	2022	55	54
5. Cole Hedlund	2018	54	51

CONSECUTIVE PATS MADE

PLAYER	SEASONS	PAT
1. Trevor Moore	2014-17	154
2. Ethan Mooney	2019-22	134
3. Kali Nguma	2024-Present	109
4. Keith Chapman	1987-89	61
5. Iseed Khoury	1975-77	60

* owns UNT freshman single-season record

FRESHMAN RECORDS

RUSHING YARDS

SINGLE-SEASON, FRESHMAN				
PLAYER	SEASON	ATT	AVG	YDS
1. Jamario Thomas	2004	285	6.32	1,801
2. Caleb Hawkins	2025	148	6.30	933
3. Nic Smith	2017	138	4.96	684
4. Ja'Quay Wilburn	1997	112	5.30	594
5. Oscar Adaway III	2020	99	5.78	572

RUSHING ATTEMPTS

SINGLE-SEASON, FRESHMAN				
PLAYER	SEASON	YDS	AVG	ATT
1. Jamario Thomas	2004	1,801	6.32	285
2. Caleb Hawkins	2025	933	6.30	148
3. Nic Smith	2017	684	4.96	138
4. Giovanni Vizza (QB)	2007	299	2.25	133
5. Ja'Quay Wilburn	1997	594	5.30	112

RUSHING TOUCHDOWNS
SINGLE-SEASON, FRESHMAN

PLAYER	SEASON	ATT	YDS	TD
1. Jamario Thomas	2004	285	1,801	17
2. Caleb Hawkins	2025	148	933	16
3. Makenzie McGill II	2024	78	470	10
4. Ayo Adeyi	2021	84	496	6
Nic Smith	2017	138	684	6

RUSHING YARDS PER ATTEMPT

SINGLE-SEASON, FRESHMAN MIN. 75 ATTEMPTS				
PLAYER	SEASON	ATT	YDS	AVG
1. Jamario Thomas	2004	285	1,801	6.32
-- Caleb Hawkins	2025	148	933	6.30
2. Makenzie McGill II	2024	78	470	6.03
3. Ayo Adeyi	2021	84	496	5.90
4. Oscar Adaway III	2020	99	572	5.78
5. Ikaika Ragsdale	2021	100	534	5.34

PASSING YARDS PER COMPLETION

SINGLE-SEASON, FRESHMAN MIN. 125 ATTEMPTS				
PLAYER	SEASON	CMP	ATT	PCT
1. Scott Davis	1987	64	1,023	15.98
2. Ken Washington	1974	78	1,042	13.36
3. Andrew Smith	2002	91	1,206	13.25
4. Josh Gully	1995	88	1,150	13.07
-- Drew Mestemaker	2025	232	3,000	12.93
5. Scott Hall	2000	75	937	12.49

TD RESPONSIBILITY (RUSHING AND PASSING)

SINGLE-SEASON, FRESHMAN				
PLAYER	SEASON	RUSH	PASS	TD
1. Drew Mestemaker	2025	4	21	25
2. Giovanni Vizza	2007	2	17	19
3. Jamario Thomas (RB)	2004	17	0	17
4. Caleb Hawkins (RB)	2025	16	0	16
5. Riley Dodge	2009	5	9	14

ALL-PURPOSE YARDS

SINGLE-SEASON, FRESHMAN					
PLAYER	SEASON	RUSH	REC	RET	TD
1. Jamario Thomas	2004	1,801	14	0	1,815
2. Caleb Hawkins	2025	933	294	0	1,227
3. Micah Mosley	2007	461	88	636	1,185
4. Ja'Mel Branch	2001	50	375	527	952
5. Brelan Chancellor	2010	0	12	933	945

TOTAL TOUCHES (RUSHING AND RECEIVING)

SINGLE-SEASON, FRESHMAN				
PLAYER	SEASON	RUSH	REC	TOUCHES
1. Jamario Thomas	2004	285	3	288
2. Caleb Hawkins	2025	148	25	173
3. Nic Smith	2017	138	18	156
4. Giovanni Vizza	2007	133	0	133
5. Ja'Quay Wilburn	1997	112	8	120

TEAM SEASON HIGHS UPDATE

RUSHING

YARDS PER ATTEMPT		
(SINCE 2001)		
1.	5.44	2024
2.	5.29	2009
3.	5.22	2022
4.	5.20	2020
5.	5.11	2023
--	5.04	2025
6.	4.96	2010
7.	4.76	2021
8.	4.56	2004
9.	4.41	2017
10.	4.40	2012

TOUCHDOWNS

1.	34	2022
2.	33	2024
	33	2023
	33	2019
5.	32	2017
6.	28	2018
	28	2020
8.	27	1994
9.	25	1969
	25	1968
	25	1967
	25	1966
--	24	2025

KICKING

FG PERCENTAGE		
(SINCE 2001)		
--	91.7	2025
1.	90.9	2017
2.	88.2	2014
3.	86.4	2018
4.	85.7	2022
5.	84.2	2023
6.	83.3	2010
7.	81.2	2021
8.	80.0	2019
9.	77.8	2004
10.	71.4	2006

SCORING

TOTAL TOUCHDOWNS		
1.	64	1951
2.	63	2017
3.	60	2025
	60	2022
5.	58	2024
6.	57	2018
7.	55	2013
8.	52	2023
9.	46	2020
	46	2019
	46	2003

TOUCHDOWNS

1.	35	2025
2.	33	1951
3.	32	2021
4.	31	2013
5.	28	2003
	28	2017
7.	27	2009
8.	25	2018
9.	24	2024
	24	2022
	24	2016
	24	1977

TOTAL OFFENSE

TOTAL YARDS		
1.	6,465	2022
2.	6,366	2017
3.	6,355	2024
4.	5,987	2018
5.	5,950	2023
6.	5,605	2021
7.	5,336	2013
8.	5,132	2020
9.	5,023	2019
10.	4,904	2009
--	4,896	2025

DEFENSE

SACKS		
1.	44	2002
2.	38	2013
3.	34	2018
4.	33	2014
5.	30	2019
6.	27	2011
7.	26	2022
	26	2016
	26	2004
	26	2003
--	22	2025

FEWEST TDS ALLOWED

(SINCE 2001)		
1.	23	2002
2.	30	2025
	30	2013
4.	35	2003
5.	38	2018
	38	2001
7.	40	2006
8.	43	2005
9.	44	2012
10.	45	2010
	45	2004

PASSING

YARDS		
1.	4,267	2024
2.	4,086	2017
3.	3,988	2018
4.	3,667	2022
5.	3,656	2023
6.	3,476	2007
7.	3,400	2019
8.	3,218	1994
9.	3,073	2025
10.	2,987	2013

FIRST DOWNS

(SINCE 2001)		
1.	340	2017
2.	321	2018
3.	309	2024
4.	307	2022
5.	301	2021
6.	298	2023
7.	279	2013
8.	258	2025
	258	2007
10.	253	2019

POINTS PER GAME

--	45.30	2025
1.	36.17	1951
2.	35.50	2017
3.	34.62	2018
4.	34.50	2023
5.	34.40	2020
6.	33.79	2022
7.	33.54	2024
8.	31.85	2013
9.	31.60	1969
10.	30.89	1967

YARDS PER GAME

1.	328.23	2024
--	307.30	2025
2.	306.77	2018
3.	304.67	2023
4.	294.40	1969
5.	291.86	2017
6.	289.67	2007
7.	283.33	2019
8.	283.00	2020
9.	268.17	1994
10.	261.93	2022

YARDS PER PLAY

(SINCE 2001)		
--	6.93	2025
1.	6.72	2024
2.	6.69	2022
3.	6.59	2020
4.	6.53	2023
5.	6.20	2018
6.	6.14	2017
7.	5.92	2019
8.	5.89	2009
9.	5.61	2013
10.	5.59	2010

COMPLETION PERCENTAGE

(SINCE 2001)		
--	69.0	2025
1.	67.1	2009
2.	64.9	2013
3.	63.7	2018
4.	63.1	2017
5.	62.8	2024
6.	62.3	2019
7.	61.9	2008
8.	61.5	2023
9.	59.7	2007
10.	58.1	2016

YARDS PER GAME

1.	513.20	2020
2.	495.83	2023
--	489.60	2025
3.	488.85	2024
4.	461.79	2022
5.	460.54	2018
6.	454.71	2017
7.	431.15	2021
8.	421.00	1969
9.	418.58	2019
10.	410.46	2013