



2025 SERVPRO FIRST RESPONDER BOWL ALMANAC
First Edition, UNT Athletic Communications



UNIVERSITY OF NORTH TEXAS DEPARTMENT OF ATHLETICS

1301 S. Bonnie Brae St.
Denton, TX 76207
940-565-2789
www.MeanGreenSports.com
Facebook: MeanGreenSports
Twitter: @MeanGreenSports
Instagram: @MeanGreenSports

CREDITS

COMPILATION

Doug Waters, Chris Alford, Reid Romine, Reed Smith

EDITORS

Doug Waters, Chris Alford

PHOTOGRAPHY

Zach del Bello, Aaron Bota

PRINTING

Eagle Images - USB
1155 Union Circle #309615
Denton, TX 76203-5017

© 2024, UNT Department of Athletics

UNT ATHLETICS MISSION STATEMENT

BUILDING CHAMPIONS and **PREPARING LEADERS** through the pursuit of perfection in academics, athletics, and life.





TABLE OF CONTENTS

INFORMATION

INFORMATION	1-5	2024 REVIEW	43-62
Table of Contents/2024 Results	1	Season Honors	43
Athletic Communications	2	Final Statistics	44-56
Quick Facts	3	Game Recaps	57-62
Dr. Harrison Keller, University President	4	Notes	81
Dr. Christy Crutsinger, Faculty Athletics Representative	4		
Jared Mosley, Vice President / Director of Athletics	5	BOWL HISTORY	63-80
PLAYERS	6-38	Bowl History	63
Roster	6-7	Team/Opponent Game-by-Game	63
Players	8-38	Bowl Recaps	64-68
		Bowl Game Records	69-77
COACHES & STAFF	39-42	Overall Bowl Game Record Overview	69
Eric Morris	39	Team Bowl Records	70-71
Assistant Coaches	40	Individual Bowl Records	72-75
Support Staff	41-42	Highest Scoring Quarters/Halves	76
		Offensive Scoring Drive Superlatives	77
		Last Time in a Bowl Game...	78-80
		The Last Time a UNT Player...	78
		The Last Time a UNT Opponent	79
		The Last Time UNT	80

2024 RESULTS

Date	Opponent	Location	RESULT
Aug. 31	at South Alabama	Mobile	W, 52-38
Sept. 7	SFA	DENTON	W, 35-20
Sept. 14	at Texas Tech	Lubbock	L, 21-66
Sept. 21	WYOMING	DENTON	W, 44-17
Sept. 28 •	TULSA	DENTON	W, 52-20
Oct. 12 •	at Florida Atlantic	Boca Raton	W, 41-37
Oct. 19 •	at Memphis	Memphis	L, 44-52
Oct. 26 •	TULANE &	DENTON	L, 37-45
Nov. 9 •	ARMY	DENTON	L, 3-14
Nov. 15 •	at UTSA	San Antonio	L, 27-48
Nov. 23 •	EAST CAROLINA	DENTON	L, 28-40
Nov. 30 •	at Temple	Philadelphia	W, 24-17
Jan. 3	vs. Texas State	Dallas	ESPN

• – The American game

• – 79th Homecoming Game (UNT 52-26-1)





ATHLETIC COMMUNICATIONS


INFORMATION



TAYLOR BRYAN
Senior Associate AD



LUKE DELLA
Director
MBB, WSoc



DOUG WATERS
Director
Football, WTenn



CHRIS ALFORD
Assistant Director
VB, SB, FB



REID ROMINE
Assistant Director
WBB, T&F/XC



ADAM BOEDEKER
Assistant
MGolf, WGolf, Swim&Dive



KELLEN COLEMAN
Webmaster

UNT ATHLETIC COMMUNICATIONS

Second Floor, Athletic Center
1301 S. Bonnie Brae Street, Denton, TX 76207
Phone: 940-565-2789
Official Web Site of UNT Athletics
www.MeanGreenSports.com

Social Media

"Like" on Facebook: Facebook.com/MeanGreenSports
Follow on X: X.com/MeanGreenSports
Follow on Instagram: Instagram.com/MeanGreenSports

STAFF DIRECTORY

TAYLOR BRYAN Senior Associate AD for Brand Advancement
Responsibilities: Administration
Alma Mater: Troy, 2009 | **Joined UNT:** July 2021
Cell: 254-709-4411 | **E-mail:** Taylor.Bryan@unt.edu

LUKE DELLA Director of Athletic Communications
Responsibilities: Men's Basketball, Women's Soccer
Alma Mater: Arizona, 2014 | **Joined UNT:** July 2016
Cell: 510-725-2130 | **E-mail:** Luke.Della@unt.edu

DOUG WATERS Director of Athletic Communications
Responsibilities: Football, Women's Tennis
Alma Mater: Texas, 2016 | **Joined UNT:** August 2022
Cell: 936-240-6780 | **E-mail:** Doug.Waters@unt.edu

CHRIS ALFORD Assistant Director of Athletic Communications
Responsibilities: Volleyball, Softball, Football (Secondary)
Alma Mater: UTA, 2021 | **Joined UNT:** July 2022
Cell: 903-951-8675 | **E-mail:** Chris.Alford@unt.edu

REID ROMINE Assistant Director of Athletic Communications
Responsibilities: Women's Basketball, Track and Field/Cross Country
Alma Mater: Oklahoma State, 2023 | **Joined UNT:** November 2023
Cell: 201-860-5959 | **E-mail:** Reid.Romine@unt.edu

ADAM BOEDEKER Communications Assistant
Responsibilities: MGolf, WGolf, Swim/Dive
Alma Mater: Texas Tech, 2004 | **Joined UNT:** October 2017
Cell: 972-742-2304 | **E-mail:** Adam.Boedecker@unt.edu

KELLEN COLEMAN Webmaster
Responsibilities: Website
Alma Mater: Oklahoma, 2008 | **Joined UNT:** November 2021
Cell: 254-749-6507 | **E-mail:** Kellen.Coleman@unt.edu



QUICK FACTS

IMPORTANT PHONE NUMBERS

Taylor Bryan Cell:	254-709-4411
Doug Waters Cell:	936-240-6780
Athletics Department:	940-565-2789

UNIVERSITY

Location:	Denton, Texas
Chartered:	1890
Enrollment:	46,940
President:	Dr. Harrison Keller
Faculty Representative:	Dr. Christy Crutsinger
Conference:	The American
Nickname:	Mean Green
Mascots:	Scrappy
Colors:	Green (PMS 356C) & White
Stadium (capacity/year):	DATCU Stadium (30,850/2011)
Surface:	Field Turf Cool Play

FOOTBALL INFORMATION

2024 Record:	6-6, 3-5 (T-9th AAC)
2024 Final Regular Season Ranking:	NR (AP), NR (coaches), NR (CFP)
Highest Rankings:	NR (AP), NR (coaches), NR (CFP)
Offensive System:	Multiple
Defensive System:	Multiple
First Year of Football:	1913
All-Time Football Record:	548-547-34 (.500)
Conference Titles (last):	25 (2004)
Bowl Appearances (last):	15 (2025)
Bowl Record:	3-11 (.214)

COACHING STAFF

Head Coach:	Eric Morris (Texas Tech, 2008)
Record at UNT:	11-13 (2nd season)
Career Record:	35-31 (6th season)
Assoc. HC/Special Teams Coord./TEs:	Drew Svoboda (SFA, 1999)
Offensive Coordinator/Wide Receivers:	Jordan Davis (Texas Tech, 2014)
Interim Defensive Coordinator/Linebackers:	Brian Odom (SE Oklahoma State, 2004)
Run Game Coordinator/Running Backs:	Patrick Cobbs (UNT, 2005)
Asst. Coach/Quarterbacks:	Sean Brophy (UIW, 2018)
Asst. Coach/Defensive Line:	Demerick Gary (SMU, 2019)
Asst. Coach/Safeties:	Clay Jennings (UNT, 1997)
Asst. Coach/Offensive Line:	Cutter Leftwich (McNeese, 2020)
Asst. Coach/Cornerbacks:	D'Andre Payne (Iowa State, 2017)
Asst. HC/Head Strength and Conditioning:	Bryan Kegans (Texas Tech, 2005)
Senior Defensive Assistant:	Stephen Hamby (Texas Tech, 2009)
Assistant WR Coach:	Juan Soto (Saginaw Valley State, 2017)
Assistant Special Teams Coach:	Dan Conwell (Bowling Green, 2017)
Assistant Linebackers Coach:	Robbie Gordon (UNT, 2011)
Assistant Offensive Line Coach:	Bill Weber (ACU, 2017)
Graduate Assistant - Defensive Line	Isaac Bails (Delta State, 2017)
Graduate Assistant - Tight Ends	Blaise Bentsen (HCU, 2022)
Graduate Assistant - Offensive Line	Connor Killian (Texas Tech, 2019)
Graduate Assistant - Safeties	Keenan Reed (TCU, 2019)

ATHLETIC ADMINISTRATION

Vice President / Director of Athletics:	Jared Mosley (ACU, 2000)
Associate VP for Athletics / COO:	Connor Smith, Ed.D. (Dallas Baptist, 2009)
Deputy AD / CRO:	Charley Thrash (Missouri, 2012)
Executive Senior Associate AD / SWA:	Jessie Gardner (UCF, 2008)
Executive Senior Associate AD / CFO:	Matt Witty (Ball State, 2001)

ATHLETIC COMMUNICATIONS

Office Phone:	940-565-2789
Official Athletics Website:	www.MeanGreenSports.com
Sr. Associate AD / Brand Advancement:	Taylor Bryan (Troy, 2009)
Email:	Taylor.Bryan@unt.edu
Cell:	254-709-4411
Twitter/X:	@TaBryan
Director/Football Contact:	Doug Waters (Texas, 2016)
Email:	Doug.Waters@unt.edu
Cell:	936-240-6780
Twitter/X:	@DougWatersUNT

Director:	Luke Della (Arizona, 2014)
Email:	Luke.Della@unt.edu
Cell:	510-725-2130
Twitter/X:	@LukeDella

Assistant Director:	Chris Alford (UTA, 2021)
Email:	Chris.Alford@unt.edu
Cell:	903-951-8675
Twitter/X:	@chrisalford_

Assistant Director:	Reid Romine (Oklahoma State, 2023)
Email:	Reid.Romine@unt.edu
Cell:	201-860-5959
Twitter/X:	@ReidRom5

Assistant:	Adam Boedeker (Texas Tech, 2004)
Email:	Adam.Boedeker@unt.edu
Cell:	972-742-2304
Twitter/X:	@aboedeker

Webmaster:	Kellen Coleman (Oklahoma, 2008)
Email:	Kellen.Coleman@unt.edu
Cell:	254-749-6507
Twitter/X:	@KColemanUNT

SOCIAL MEDIA

Official Football Twitter:	@MeanGreenFB
Official Football Instagram:	@MeanGreenFB
Official Athletics Facebook:	@MeanGreenSports

MEAN GREEN RADIO NETWORK

Play-by-Play:	Dave Barnett (UNT, 1979; 2019)
Email:	barnettd30@gmail.com
Cell:	940-391-3880
Color Analyst:	Hank Dickenson (Kansas, 1987)
Email:	Hank.Dickenson@unt.edu
Cell:	940-367-0919
Studio Host:	Zac Babb (UNT, 2017)
Email:	Zac.Babb@unt.edu
Cell:	832-546-5055
Sideline Reporter:	Nathan Tune
Email:	Nathan.Tune.6@gmail.com
Cell:	214-578-3361
Engineer:	Jack Brown
Email:	JCB174188@gmail.com
Cell:	817-507-8726



UNIVERSITY PRESIDENT

INFORMATION



DR. HARRISON KELLER
UNIVERSITY PRESIDENT
NOTRE DAME, 1993

Harrison Keller became the 17th president of the University of North Texas in August 2024, bringing with him a deep commitment to advancing student success and elevating UNT’s rich tradition of academic and research excellence at the national level.

Dr. Keller is known as an innovator and leader in state educational budget and policy, university administration, fundraising, and building coalitions among higher education institutions, school districts, and policymakers to expand opportunity through education. Most recently, Dr. Keller served as Commissioner of Higher Education and chief executive officer for the Texas Higher Education Coordinating Board, providing statewide leadership and coordination of higher education budget and policy for the world’s eighth largest economy. Under his visionary leadership, the Coordinating Board advanced policy and programs to improve college readiness and student success — especially for low-income and first-generation college students.

Prior to serving as Commissioner, Dr. Keller held numerous leadership roles at the University of Texas at Austin, serving as Deputy to the President for Strategy and Policy, Vice Provost for Higher Education Policy and Research, and Executive Director of the Center for Teaching and Learning. Earlier in his career, Dr. Keller was a legislative aide in the Texas Senate and Texas House of Representatives, Director of Research for the Texas House, and Senior Education Advisor for the Speaker of the Texas House. He has taught at UT Austin, Georgetown University, and St. Edward’s University.

A sixth-generation Texan, Dr. Keller earned a bachelor’s degree from the University of Notre Dame and a master’s and Ph.D. in philosophy from Georgetown University. From 2005 to 2015, he served as an intelligence officer in the U.S. Navy Reserve. He and his wife, Gena Nivens Keller, have three children.



DR. CHRISTY CRUTSINGER
FACULTY ATHLETICS REPRESENTATIVE
UNT, 1985

Dr. Christy Crutsinger returned to her faculty position in fall of 2019 after serving in central administration for over a decade. In her role as Vice Provost for Academic Affairs she was responsible for the development and implementation of academic policy, evaluation of research centers and institutes, and major student success initiatives including the launch of the Academic Success Center. Previous to this appointment, Crutsinger served as the Vice Provost for Faculty Success where she developed and launched the innovative hub for faculty, focusing on professional development across the career pipeline. A few noteworthy accomplishments include the development of the Chair Academy, the Leadership Fellows program, the Faculty Mentoring Grant Program, and the signature UNT Foundation Salute to Faculty Excellence awards program and event.

Crutsinger holds a faculty appointment as Professor in UNT’s Department of Merchandising & Digital Retailing. She served as associate dean of the School of Merchandising & Hospitality Management from 2006-2010 and as chair of the Merchandising Department from 1998-2006. Under her leadership, the department received the American Textile Manufacturer Institute (ATMI) 2000 Award for Excellence for exemplary and innovative programs including the nation’s first 100% web-based graduate merchandising degree.

Her research focuses on consumer motivations and influences on shopping patterns including studies on shoplifting, Internet use, service expectations, and employee behaviors. Most recently, her work has investigated the impact of work experiences and expectations on career intentions of university students and faculty. In 2017, Crutsinger was invited to deliver the keynote address, “The Consumer Experience Trend: Redefining Industries and Talent,” at the International Summit Forum for Fashion, Technology and Talent at Zhejiang Sci-Tech University in China. Leveraging her years in academic administration, her scholarly work focuses on career and professional development. She teaches courses in the Social Psychology of Dress and Appearance, Talent Development, and Leadership Theory.

Crutsinger currently serves as UNT’s Faculty Athletic Representative for NCAA Division I-A intercollegiate sports and has been a member of the UNT Athletic Council for over 15 years.

UNT PRESIDENTS

1890-93	Joshua C. Chilton	1979-80	John L. Carter
1893-94	John Jackson Crumley	1980-81	Frank E. Vandiver
1894-1901	Menter B. Terrill	1981-82	Howard W. Smith Jr.
1901-06	J.S. Kendall	1982-00	Alfred F. Hurley
1906-23	William Herschel Bruce	2000-06	Noval Pohl
1923-34	Robert L. Marquis	2006-10	Gretchen M. Bataille
1934-51	Weston J. McConnell	2010	Philip C. Diebel
1951-68	James C. Matthews	2010-14	V. Lane Rawlins
1968-70	John Kamerick	2014-24	Neal J. Smatresk
1970-71	John L. Carter	2024-	Harrison Keller
1971-79	‘Jitter’ Nolen		



VICE PRESIDENT / DIRECTOR OF ATHLETICS



JARED MOSLEY
VICE PRESIDENT / DIRECTOR OF ATHLETICS
ACU, 2000

Jared Mosley was named UNT Vice President and Director of Athletics on December 10, 2022, by President Neal Smatresk. He is tasked with the overall leadership of UNT Athletics and its more than 300 student-athletes.

During the 2023-24 year, UNT enjoyed a strong first season in the American Athletic Conference with six teams reaching postseason competition. Women’s basketball won the Mean Green’s first AAC championship as UNT teams finished with a combined record over .500 for a program-best seventh straight season.

In the classroom, UNT student-athletes posted a record GPA with a 3.284 overall in the Spring 2024 semester. The department also increased membership in the Mean Green Scholarship Fund to a record 1,750 donors as of May 2024.

In his first year in the role, the women’s golf program won its third consecutive Conference USA championship, the track and field program had three NCAA qualifiers - its most in 30 years, and the men’s basketball program won its first National Invitation Tournament Championship. Mosley also oversaw the hiring of five head coaches during the year (Eric Morris, Football; Ross Hodge, Men’s Basketball; Jason Burton, Women’s Basketball; Luke Calcaterra, Men’s Golf; and Amanda Stone, Women’s Tennis).

In 2023, Mosley spearheaded a new 15-year naming rights agreement for DATCU Stadium and guided the department through a transition to The American. Additionally, Mean Green student-athletes recorded their best-ever cumulative GPA during the Fall 2023 semester.

A native of Lockney, Texas, Mosley is the 15th director of athletics in UNT history. He previously served as UNT Athletics’ Associate Vice President and Chief Operating Officer for more than six years from September 2016 to December 2022. In that role, he assisted Baker with financial, operational, and administrative issues. He also was tasked with developing strategic initiatives and providing oversight for human resources issues as well as facilities and event management, student services, marketing, promotions, and strategic communications.

He served as sport program administrator for both men’s and women’s basketball while assisting with football and handling scheduling for the football program. In his time at UNT, seven programs (men’s cross country, volleyball, women’s soccer, football, men’s basketball, women’s golf and softball) combined to win 17 conference or division championships, and the overall athletic department’s winning percentage in the last year was the best in the modern era.

Mosley came to North Texas from the Texas Sports Hall of Fame, where he held the title of Chief Executive Officer and President from 2014-16.

Prior to that appointment, Mosley served as Director of Athletics for 10 years at Abilene Christian University from 2004-14, where he increased the athletics fundraising more than 650 percent up to more than \$1.7 million in his final year. Mosley oversaw more than \$30 million in facilities construction and renovations while leading the Wildcats through the first year of their Division I transition. He also secured the lead gift for an on-campus football stadium.

Mosley, who has more than 20 years’ experience in athletics administration and leadership, also worked as Associate Athletic Director at ACU from 2001-03.

He earned a pair of degrees from ACU with a Bachelor of Science degree in 2000 and a master’s in education administration in 2003. Mosley was inducted into the ACU Sports Hall of Fame in 2015 after a successful basketball career, where he finished as the 11th-leading scorer and the eighth-leading rebounder in school history.

Mosley and his wife Trish have three children, Jaden, Jaxon, and Blair.

UNT ATHLETIC DIRECTORS

1960	Emmett F. Cambron	1987-88	Dr. Richard McDuffie
1962-69	Dr. Jess E. Cearley	1989-90	Corky Nelson
1970-72	Rod Rust	1991-93	Steve Sloan
1972	Fred McCain	1994-00	Craig Helwig
1973-78	Hayden Fry	2001-16	Rick Villarreal
1979	Fred McCain	2016-22	Wren Baker
1980	Andy Everest	2022-	Jared Mosley
1981	Bob Tyler		
1982-86	Fred McCain		



UNT MEAN GREEN ROSTER

ALPHABETICAL ROSTER

NO.	PLAYER, POS.
19	Victor Aderungboye, TE
30	BJ Allen Jr., S
37	Kabriel Anderson-Dale, LB
47	Miguel Arenas, K
51	Tristan Bennett, DL
62	Amarion Berry, OL
65	Gabe Blair, OL
23	X'Avion Brice, CB
97	VJ Bronson, DL
24	Chavez Brown, LB
8	Jordan Brown, LB
10	Roderick Brown, DL
99	Dadrian Burleson, DL
7	Dalton Carnes, WR
84	Luke Carter, TE
95	Breyton Charles, DL
13	Miles Coleman, WR
0	Blair Conwright, WR
83	Zack Darkoch, WR
89	Terrell Dawkins, DL
47	Harrison Dempsey, S
54	Johnny Dickson III, OL
64	Jett Duncan, OL
85	Conner Dunphy, WR
38	Sultan El-Amin Jr., CB
41	Sawyer Evans, P
26	Zach Evans, RB
53	Blake Fann, LB
18	Mason Ferguson, WR
78	Layton Firestone, OL
29	Blake Ford, K
98	Seth Ford, P
13	Chris Gant Jr., S
34	CJ Garnett, LB
30	Ashton Gray, RB
20	Alphie Guillory Jr., S
61	Paul Gurrola, OL
39	Quinton Hammonds, S
44	Damashja Harris, RB
86	Darson Herman, TE
21	Jayden Hill, S
2	Evan Jackson, S
35	JJ Jean-Louis, LB
68	Keon Johnson, OL
88	Xzavior Kautai, TE
14	Kyle Koch, WR
69	Ryan Krueger, OL
48	Jaedon Langley, DL
46	Nathan Laperi, DL
58	Ma'Kyri Lee, OL
25	Kollin Lewis, CB
76	Desmond Magiyya, OL
3	Cash McCollum, QB
49	Kamdon McFarland, S
38	Makenzie McGill II, RB
17	Drew Mestemaker, QB
41	Cameron Minix, S
74	Larry Moore III, OL
27	Matthew Moore, LB
42	Harold Nash III, S
67	Braydon Nelson, OL
4	Brian Nelson II, CB
40	Kali Nguma, K
32	Case Peacock, WR
50	Ramon Pernas, DL
72	Landon Peterson, OL
59	Christian Pettway, OL

NUMERICAL ROSTER

No.	Name	Pos.	Ht.	Wt.	Class	Hometown / Previous School
0	Blair Conwright	WR	5-11	185	Sr.	Lubbock, TX / TCU
1	Isheem Young	S	5-10	210	Sr.	Philadelphia, PA / Ole Miss
2	Evan Jackson	S	5-11	176	So.	Houston, TX / North Shore HS
3	Cash McCollum	QB	6-4	210	Fr.	China Spring, TX / HS
3	Jace Ruder	LB	6-2	237	Sr.	Norton, KS / North Carolina
4	Brian Nelson II	CB	6-0	191	R-Fr.	Pearland, TX / Shadow Creek HS
5	Ridge Texada	CB	5-8	179	Sr.	Frisco, TX / McNeese State
5	Grant Tisdale	QB	6-0	226	Sr.	Allen, TX / TCU
6	Loranzo Thompson	CB	5-11	155	Sr.	Friendswood, TX / Clear Brook HS
7	Dalton Carnes	WR	5-9	177	So.	College Station, TX / Houston
7	Shane Whitter	LB	6-0	229	Jr.	Burlington, NC / Oklahoma
8	Jordan Brown	LB	6-1	240	Sr.	Huntsville, TX / HS
8	Damon Ward Jr.	WR	5-11	204	Sr.	Beaumont, TX / West Brook HS
9	Nick Rempert	WR	6-1	192	Sr.	Batavia, IL / Tulsa
9	Jake Shipley	DL	6-3	260	Sr.	Indio, CA / Oregon
10	Roderick Brown	DL	5-11	290	Sr.	Forney, TX / North Forney HS
13	Miles Coleman	WR	5-6	159	Fr.	Austin, TX / Vandegriff HS
13	Chris Gant Jr.	S	5-10	203	Fr.	Spring, TX / Klein Collins HS
14	Kyle Koch	WR	6-2	194	Fr.	Dripping Springs, TX / HS
15	Fatafehi Vailea II	DL	6-1	302	Jr.	Oakland, CA / Desert Pines (NV) HS
16	Gabe Stroud	CB	5-10	188	Fr.	Whitehouse, TX / HS
16	Tom von Grote	QB	6-3	206	Fr.	Trophy Club, TX / Byron Nelson HS
17	Drew Mestemaker	QB	6-4	210	Fr.	Austin, TX / Vandegriff HS
17	Taylor Starling	CB	5-9	173	R-Fr.	Dallas, TX / South Oak Cliff HS
18	Mason Ferguson	WR	6-0	185	Fr.	Fort Worth, TX / North Crowley HS
19	Victor Aderungboye	TE	6-3	243	Fr.	Missouri City, TX / Fort Bend Dulles HS
20	Alphie Guillory Jr.	S	5-9	195	Sr.	DeSoto, TX / HS
21	Jayden Hill	S	6-1	205	Sr.	Gahanna, OH / Ohio Dominican
21	Kiefer Sibley	RB	5-9	173	Fr.	Waco, TX / Connally HS
22	Landon Sides	WR	5-11	191	So.	Denton, TX / Guyer HS
22	Jaydon Smith	S	6-0	192	Fr.	Ingleside, TX / HS
23	X'Avion Brice	CB	6-1	177	So.	Arlington, TX / Texas
24	Chavez Brown	LB	6-1	241	Jr.	Houma, LA / Butler CC
25	Kollin Lewis	CB	5-11	193	R-Fr.	Gladewater, TX / HS
26	Zach Evans	RB	5-9	205	So.	Rockwall, TX / Minnesota
27	Matthew Moore	LB	6-0	233	R-Fr.	Killeen, TX / Ellison HS
27	Wyatt Young	WR	6-0	195	Fr.	Katy, TX / Katy Tompkins HS
29	Blake Ford	K	6-1	213	So.	Arlington, TX / Arkansas
30	BJ Allen Jr.	S	6-0	194	So.	Aledo, TX / Texas
30	Ashton Gray	RB	6-0	204	Fr.	Marion, AR / HS
31	Shane Porter	RB	5-10	186	Jr.	Friendswood, TX / Kansas State
32	Case Peacock	WR	6-1	188	Fr.	Ponder, TX / HS
32	Ethan Wesloski	LB	6-1	240	So.	McKinney, TX / Boyd HS
34	CJ Garnett	LB	6-0	230	Jr.	Keller, TX / Blinn College
34	Lane Stewart	WR	6-0	180	Fr.	Argyle, TX / HS
35	JJ Jean-Louis	LB	6-1	225	R-Fr.	Centerville, OH / Iowa State
36	Jaylen Smith	LB	5-11	230	Sr.	Hamilton, Ontario / St. Thomas More (CT) School
37	Kabriel Anderson-Dale	LB	5-11	205	Fr.	Harker Heights, TX / HS
38	Sultan El-Amin Jr.	CB	5-11	169	Fr.	Dallas, TX / South Oak Cliff HS
38	Makenzie McGill II	RB	5-9	196	R-Fr.	Mount Vernon, TX / HS
39	Quinton Hammonds	S	6-1	217	Fr.	Allen, TX / HS
39	Shawn Wara	RB	5-8	200	Jr.	Frisco, TX / Benedictine College
40	Kali Nguma	K	5-10	187	R-Fr.	Mission, TX / Sharyland HS
41	Sawyer Evans	P	6-3	207	Jr.	Arlington, TX / Texas Southern
41	Cameron Minix	S	6-2	195	Jr.	Fort Worth, TX / Southeastern Oklahoma State
42	Harold Nash III	S	5-11	201	Sr.	West Bloomfield, MI / Memphis
44	Damashja Harris	RB	6-2	224	Jr.	Killeen, TX / Lamar University
44	Kade Sink	LB	6-1	231	R-Fr.	Friendswood, TX / Bay Area Christian
45	Zhaiylen Scott	DL	6-1	236	Fr.	Cedar Hill, TX / HS
46	Nathan Laperi	DL	6-3	248	Fr.	Plano, TX / Prestonwood Christian HS
47	Miguel Arenas	K	6-2	186	Fr.	Flower Mound, TX / HS
47	Harrison Dempsey	S	5-11	201	So.	Gainesville, TX / Oklahoma State
48	Jaedon Langley	DL	6-3	293	Fr.	Fort Worth, TX / Boswell HS
49	Kamdon McFarland	S	6-0	207	So.	Mansfield, TX / Lake Ridge HS
50	Ramon Pernas	DL	6-5	234	Fr.	Tomball, TX / HS
50	Caden Yates	LS	6-1	221	R-Fr.	Argyle, TX / HS
51	Tristan Bennett	DL	6-0	271	Fr.	Forney, TX / HS
52	Jenson Walker	LS	6-3	235	Sr.	Holly, MI / Southeast Missouri State
53	Blake Fann	LB	6-1	236	R-Fr.	Frisco, TX / Lone Star HS



UNT MEAN GREEN ROSTER

NUMERICAL ROSTER

No.	Name	Pos.	Ht.	Wt.	Class	Hometown / Previous School
54	Johnny Dickson III	OL	6-2	280	So.	Corpus Christi, TX / Virginia Tech
57	Austin Williams	LB	5-11	239	Jr.	Irving, TX / HS
58	Ma'Kyli Lee	OL	6-7	313	Jr.	Metairie, LA / Missouri
59	Christian Pettway	OL	6-6	264	Fr.	Lindale, TX / HS
60	Paula Vaipulu	OL	6-3	304	Sr.	Channelview, TX / Georgia Tech
61	Paul Gurrola	OL	6-5	276	Fr.	Mesquite, TX / HS
62	Amarion Berry	OL	6-2	302	Fr.	Rowlett, TX / HS
64	Jett Duncan	OL	6-1	295	Sr.	The Woodlands, TX / HS
65	Gabe Blair	OL	6-2	300	Sr.	Denton, TX / Guyer HS
67	Braydon Nelson	OL	6-4	309	Fr.	Kilgore, TX / HS
68	Keon Johnson	OL	6-4	396	R-Fr.	Akron, OH / Archbishop Hoban HS
69	Ryan Krueger	OL	6-2	295	R-Fr.	Hurst, TX / LD Bell HS
70	Isaac Sohn	OL	6-5	297	R-Fr.	Aledo, TX / HS
72	Landon Peterson	OL	6-6	295	Sr.	Odessa, TX / Texas Tech
73	Matthew Reed	DL	6-4	281	Fr.	Little Elm, TX / Braswell HS
74	Larry Moore III	OL	6-6	297	Jr.	Missouri City, TX / Texas Tech
76	Desmond Magiya	OL	6-5	310	R-Fr.	McKinney, TX / HS
78	Layton Firestone	OL	6-7	335	Fr.	Argyle, TX / HS
80	Baron Tipton	WR	6-5	194	Fr.	Coppell, TX / HS
83	Zack Darkoch	WR	5-10	171	R-Fr.	Coppell, TX / HS
84	Luke Carter	TE	6-3	236	Fr.	Katy, TX / HS
85	Conner Dunphy	WR	5-10	184	Fr.	The Woodlands, TX / College Park HS
86	Darson Herman	TE	6-3	250	So.	Georgetown, TX / Houston
87	Brandon Young Jr.	TE	6-5	246	Fr.	Mansfield, TX / Mansfield Legacy HS
88	Xzavior Kautai	TE	6-0	240	Jr.	Eules, TX / Trinity HS
89	Terrell Dawkins	DL	6-4	262	Sr.	Concord, NC / South Carolina
91	Keith Smith Jr.	DL	6-2	252	R-Fr.	Dallas, TX / South Oak Cliff HS
93	Jheison Saunds	DL	6-5	265	Jr.	Paterson, NJ / Mercyhurst
94	Jayden Williams	DL	6-2	281	Fr.	Monroe, LA / Wossman HS
95	Breylon Charles	DL	6-3	256	Jr.	New Orleans, LA / Navarro College
97	VJ Bronson	DL	6-3	309	Jr.	Katy, TX / Arkansas State
98	Seth Ford	P	6-1	257	Jr.	Round Rock, TX / West Texas A&M
99	Dadrian Burleson	DL	6-0	307	Jr.	Dallas, TX / Texas College

ALPHABETICAL ROSTER

NO.	PLAYER, POS.
31	Shane Porter, RB
73	Matthew Reed, OL
9	Nick Rempert, WR
3	Jace Ruder, LB
93	Jheison Saunds, DL
45	Zhaiylen Scott, DL
9	Jake Shipley, DL
21	Kiefer Sibley, RB
22	Landon Sides, WR
44	Kade Sink, LB
22	Jaydon Smith, S
36	Jaylen Smith, LB
91	Keith Smith Jr., DL
70	Isaac Sohn, OL
17	Taylor Starling, CB
34	Lane Stewart, WR
16	Gabe Stroud, CB
5	Ridge Texada, CB
6	Loranzo Thompson, CB
80	Baron Tipton, WR
5	Grant Tisdale, QB
15	Fatafehi Vailea II, DL
60	Paula Vaipulu, OL
16	Tom von Grote, QB
52	Jenson Walker, LS
39	Shawn Wara, RB
8	Damon Ward Jr., WR
32	Ethan Wesloski, LB
7	Shane Whitter, LB
57	Austin Williams, LB
94	Jayden Williams, DL
50	Caden Yates, LS
87	Brandon Young Jr., TE
1	Isheem Young, S
27	Wyatt Young, WR

PLAYERS

COACHING STAFF

Head Coach: Eric Morris (Texas Tech, 2008)
Assoc. HC/Special Teams Coord./Tight Ends: Drew Svoboda (SFA, 1999)
Offensive Coordinator/Wide Receivers: Jordan Davis (Texas Tech, 2014)
Interim Defensive Coord./LBs: Brian Odom (Southeastern Oklahoma St., 2004)
Run Game Coordinator/Running Backs: Patrick Cobbs (UNT, 2005)

Asst. Coach/Quarterbacks: Sean Brophy (UIW, 2018)
Asst. Coach/Offensive Line: Cutter Leftwich (McNeese, 2020)
Asst. Coach/Defensive Line: Demerick Gary (SMU, 2019)
Asst. Coach/Safeties: Clay Jennings (UNT, 1997)
Asst. Coach/Cornerbacks: D'Andre Payne (Iowa State, 2017)



PLAYERS



19

VICTOR ADERUNGBOYE

TE • 6-3 • 245 • FR. • HS

MISSOURI CITY, TEXAS (FORT BEND DULLES HS)

2024: Appeared in three games as a true freshman ... preserved a redshirt season.

Prior to UNT: Prepped at Dulles High School in Sugar Land ... earned first team All-District 20-6A honors ... finished with 16 catches for 162 yards and a pair of touchdowns his senior season ... had a breakout junior campaign with 24 catches for 455 yards and six touchdowns ... also saw action at RB and DE ... landed on VYPE's Houston Hot 100 in the class of 2024 ... rated as a three-star prospect by On3, 247 and Dave Campbell's ... ranked as the No. 210 prospect in Texas and No. 74 overall TE by 247 ... ranked as No. 255 in the state by On3 ... No. 90 TE prospect.

ADERUNGBOYE CAREER STATISTICS

RECEIVING

YEAR	G/GS	REC	YD	AVG	TD	LP/OPPONENT
2023	3/0	0	0	0	0	N/A
CAREER	3/0	0	0	0	0	N/A



30

BJ ALLEN JR

S • 6-0 • 194 • SO. • TR

ALEDO, TEXAS (TEXAS)

2024: Saw action in seven games ... recorded eight tackles and a forced fumble on the season ... made season debut at Florida Atlantic and made three tackles ... had three tackles vs. Army and a forced fumble ... had a tackle at UTSA.

Prior to UNT: Spent two seasons at Texas ... played in two games in 2023 for the Longhorns ... made his career debut against Rice ... did not see action in 2022 ... maintained a redshirt ... prepped at Aledo HS ... was an All-America, all-state and four-time all-district honoree ... selected first-team All-District 5-5A Division II in 2021 ... registered 32 tackles, including 26 solo, four interceptions and one forced fumble as a senior ... also returned eight kickoffs for 209 yards and seven punts for 70 yards ... part of a defense that allowed just 13.3 points per game, including nine games of 14 points or fewer, including six games of seven points or fewer and three shutouts ... helped Aledo to a 12-1 overall record, including a 7-0 district mark and title, and an appearance in the 5A Division II regional playoffs in 2021 ... part of a 23-game winning streak with the Bearcats ... named the 2020 5A Defensive Player of the Year and first-team All-State by the Texas Sportswriters Association ... recorded 67 tackles, including 56 solo, six pass breakups and two interceptions as a junior ... helped Aledo to a 13-1 overall record, including a 5-0 district mark and title, and Aledo's third-straight 5A Division II State Championship in 2020 ... tabbed the District 5-5A Division II Defensive Newcomer of the Year in 2019 ... notched 122 tackles, four interceptions, two forced fumbles, two fumble recoveries and two fumble return touchdowns as a sophomore ... helped Aledo to a 15-1 overall record, including an 8-0 district mark and title, and a second consecutive 5A Division II state championship in 2019 ... chosen the District 4-5A Division II Defensive Newcomer of the Year as a freshman at Fort Worth (Texas) Southwest in 2018 ... was selected to participate in the 2022 Under Armour All-America Game ... listed No. 17 on the Texas Top 25 Class of 2022 by USA Today ... rated No. 70 nationally, No. 4 among safeties and No. 15 overall in the state of Texas by ESPN ... ranked No. 88 nationally, No. 6 among safeties and No. 22 overall in the state of Texas by On3 ... rated No. 116 nationally, No. 11 among safeties and No. 20 overall in the state of Texas by 247Sports ... ranked No. 197 nationally, No. 12 among safeties and No. 31 overall in the state of Texas by Rivals ... chosen to the 2021 Super Team First Team, the Texas Top 300 and as a Top 10 defensive back by Dave Campbell's Texas Football ... also ran track at Aledo.

ALLEN JR. CAREER STATISTICS

DEFENSIVE

YEAR	G/GS	UT	AT	TT	TFL-YD	OBS-YD	FF/FR	PBU	INT-YD
2022 (UT)					DNP - Redshirted				
2023 (UT)	2/0	0	0	0	0-0	0-0	0/0	0	0-0
2024	7/0	6	2	8	0-0	0-0	1/0	0	0-0
CAREER	9/0	6	2	8	0-0	0-0	1/0	0	0-0



PLAYERS



37
KABRIEL ANDERSON-DALE
LB • 5-11 • 205 • FR. • HS
HARKER HEIGHTS, TEXAS (HS)

2024: Appeared in four games ... made his first career tackle in the contest at Florida Atlantic ... preserved a redshirt season.

Prior to UNT: Starred at Harker Heights HS ... landed on the Dave Campbell's Texas Football Whataburger Super Team (Fan's Choice) ... earned Honorable Mention All-State honors by the Texas Sports Writers Association ... was named the 12-6A Defensive Player of the Year ... First Team All-District selection ... finished 2023 with 78 tackles, eight sacks, 12 TFLs, six PBUs, three forced fumbles and three fumble recoveries in just eight games ... helped lead Harker Heights to a share of the 12-6A District title ... was named the district Newcomer of the Year in 2022.

ANDERSON-DALE CAREER STATISTICS									
DEFENSIVE									
YEAR	G/GS	UT	AT	TT	TFL-YD	QBS-YD	FF/FR	PBU	INT-YD
2024	3/0	1	0	1	0-0	0-0	0/0	0	0-0
CAREER	3/0	1	0	1	0-0	0-0	0/0	0	0-0



47
MIGUEL ARENAS
K • 6-2 • 186 • FR. • HS
FLOWER MOUND, TEXAS (HS)

2024: Did not see game action ... redshirted.


Prior to UNT: Standout placekicker at Flower Mound HS ... named the District 6-6A Special Teams Player of the Year and First Team All-District as both a punter and a kicker ... nominated for the Texas HS Football 6A Kicker of the Year ... named a five star prospect by Chris Sailer Kicking ... named the #17 kicker in the country by Kohl's Kicking.



51
TRISTAN BENNETT
DL • 6-0 • 271 • FR. • HS
FORNEY, TEXAS (HS)

2024: Did not see game action ... preserved a redshirt.


Prior to UNT: Prepped at Forney HS ... was an Honorable Mention Academic All-State selection ... earned First Team All-District honors his senior season ... named the District 8-5A Defensive Newcomer of the Year in 2021 ... tallied 62 tackles in 2023 with 15.0 TFLs and 8.0 sacks ... also had a pair of PBUs, four forced fumbles, three fumble recoveries and two blocked punts.



62
AMARION BERRY
OL • 6-2 • 302 • FR. • HS
ROWLETT, TEXAS (HS)

2024: Did not see game action ... preserved a redshirt.

Prior to UNT: Prepped at Rowlett HS ... earned 9-6A Second Team All-District honors for the Eagles in 2023 ... was named the OL MVP at Trapping in the Trenches in 2023 ... earned a three-star ranking by 247 ... ranked as the No. 312 prospect in Texas and No. 177 IOL ... also competed in track and field where he qualified for the area meet in discus.



65
GABE BLAIR
OL • 6-2 • 300 • SR. • 3L
DENTON, TEXAS (GYUER HS)

2024: Missed the entire season due to injury ... preserved a redshirt season.

2023: First Team All-AAC selection by Phil Steele, a Second Team honoree by the coaches and an Honorable Mention selection by CFN ... was a preseason First Team All-AAC honoree by Phil Steele, PFF and CFN ... graded as the No 12 guard in the American by PFF ... started 11 games at RG for the Mean Green on the year ... blocked for a UNT rushing attack that finished 21st nationally and second in the AAC in rushing offense ... was a key cog in helping the Mean Green finish the 2023 season sixth in the country in total offense.

2022: First Team All-CUSA (PFF, Phil Steele) ... Fourth team Preseason All-CUSA (Athlon) ... started all 14 games on the offensive line for UNT ... part of UNT Offense that finished No. 25 nationally in rushing (199.86 ypg) ... offense was third in CUSA in scoring (33.8 ppg) and total offense (461.8 ypg) ... helped three different running backs post 100-yard games during the season for a total of seven games ... helped UNT set school record for rushing with 475 yards against LA Tech

2021: Named to C-USA All-Freshman team ... Started 11 games at LG while appearing in 12 ... Helped block for the best rushing offense in CUSA (233.5 ypg), a unit that ranked fifth nationally ... Made his first start against UAB on 9/18

High School: Starred at Guyer High for coach Rodney Webb ... Rated a three-star prospect by 247Sports Composite ... Rated by 247 as the No. 17 center in the class of 2021 and No. 186 prospect in Texas ... Helped pave the way as a senior for a Guyer rushing attack that has rushed for 3,499 yards, 6.0 yards per carry, 269.2 yards per game and 53 rushing touchdowns in 14 games in 2020, helping the Wildcats to the 6A Division II semifinal, where they fell to Cedar Hill ... As a junior, was a part of a state championship appearance for Guyer, the Wildcats gained 4,325 yards on the ground, 8.0 yards per carry, 270.3 yards per game and scored 60 rushing touchdowns ... Held offers from Virginia Tech, USC, UNLV, Syracuse, Tulane, Colorado, Arkansas State, Tulsa, Air Force, Lamar, Sam Houston State and Louisiana-Monroe

BLAIR CAREER STATISTICS	
OFFENSIVE	
YEAR	G/GS
2021	12/11
2022	14/14
2023	11/11
2024	DNP - Redshirted
CAREER	37/36





PLAYERS



23

X'AVION BRICECB • 6-1 • 177 • SO. • TR
ARLINGTON, TEXAS (TEXAS)


2024: Appeared in seven games ... made season debut vs. Florida Atlantic and recovered a fumble ... recorded a tackle at UTSA.

Prior to UNT: Played for two seasons at Texas, redshirting in 2022 ... saw action in four total games, two in each season, with a pair of tackles and a PBU ... had a PBU in 2023 against Texas Tech ... posted a tackle against BYU ... recorded his first career tackle against Kansas in 2022 ... was a three-time all-district honoree at Seguin HS where played at quarterback, wide receiver and corner back in high school ... ranked No. 232 nationally, No. 23 among cornerbacks and No. 46 overall in the state of Texas by On3 ... rated No. 36 nationally among athletes and No. 53 overall in the state of Texas by ESPN ... ranked No. 52 nationally among athletes and No. 97 overall in the state of Texas by 247Sports ... placed No. 55 on the list of top area recruits by the Dallas Morning News ... named second-team All-District 5-5A Division II as a quarterback in 2021 ... completed 34-of-52 passes (.654) for 574 yards and four touchdowns, while rushing 48 times for 566 yards (11.8 ypc) and 10 touchdowns, and catching 16 passes for 304 yards (19.0 ypr) and two touchdowns as a senior ... tabbed first-team All-District 5-5A Division II as a wide receiver and second-team as a corner back in 2020 ... passed for 539 yards and two touchdowns, while rushing 88 times for 531 yards and four touchdowns as a sophomore ... also competed in track & field in the 200m, long jump and triple jump.

BRICE CAREER STATISTICS

DEFENSIVE

YEAR	G/GS	UT	AT	TT	TFL-YD	QBS-YD	FF/FR	PBU	INT-YD
2022 (UT)	2/0	1	0	1	0-0	0-0	0/0	0	0-0
2023 (UT)	2/0	1	0	1	0-0	0-0	0/0	1	0-0
2024	7/0	3	0	3	0-0	0-0	0/1	0	0-0
CAREER	11/0	5	0	5	0-0	0-0	0/1	1	0-0



97

VJ BRONSONDL • 6-3 • 309 • JR. • TR
KATY, TEXAS (LAMAR/ARKANSAS STATE)

2024: Appeared in five games ... recorded two tackles in season opener at South Alabama ... put up two tackles vs. Stephen F. Austin.

Prior to UNT: Spent a pair of seasons at Arkansas State and one at Lamar ... has appeared in 17 games in three seasons in his career with six starts ... did not see action in 2023 ... preserved a redshirt ... appeared in seven games with a pair of starts in 2022 in his first season with the Red Wolves ... recorded 17 tackles including 2.0 TFLs on the year ... had six tackles against South Alabama ... posted three games with at least four tackles ... record 0.5 TFL against South Alabama and 1.5 TFLs against UMass in back-to-back games ... spent the 2021 season at Lamar ... played in 10 games with four starts on the year ... ended the season with 22 tackles and a sack ... was also credited with three QB hurries ... recorded a season-best four tackles against ACU and Jacksonville State ... had three tackles and a QB hurry at Northern Colorado ... prepped at Katy Taylor HS ... was a First Team All-District selection in 2020 ... in 26 career games, he recorded 116 tackles including 47 solo stops ... also had eight TFLs and five sacks ... posted 73 tackles as a senior and 43 as a junior ... helped Taylor HS advance to the state semifinal as a junior where he recorded 15 tackles in the game.

BRONSON CAREER STATISTICS

DEFENSIVE

YEAR	G/GS	UT	AT	TT	TFL-YD	QBS-YD	FF/FR	QBH	INT-YD
2021 (LAMAR)	10/4	5	18	23	1.5-1	0.5-1	0/0	1	0-0
2022 (ASU)	7/2	10	7	17	2.0-3	0-0	0/0	0	0-0
2023 (ASU)					DNP-Redshirted				
2024	5/5	3	2	5	0-0	0-0	0/0	0	0-0
CAREER	22/11	18	27	45	3.5-4	0.5-1	0/0	1	0-0



24

CHAVEZ BROWNLB • 6-1 • 240 • JR. • 1L
HOUMA, LA. (BUTLER CC)

2024: Appeared in all 12 games with five starts ... posted a career high in tackles with 40 ... had 6.5 TFL ... picked up four sacks ... earned a spot on the Pro Football Focus (PFF) Group of 5 Team of the Week on Dec. 2 ... recorded a tackle, TFL and sack vs. Stephen F. Austin ... had four tackles, a TFL and a sack at Texas Tech ... five tackles vs. Wyoming ... put up six tackles, two TFL and a sack at UTSA .. seven tackles and 0.5 TFL vs. East Carolina ... ended the season with career-high 11 tackles at Temple.

2023: Appeared in 10 games on the year for the Mean Green, primarily on special teams ... registered a sack in the win over Temple.

Prior to UNT: Played in six games at Butler CC ... transitioned from wide receiver to linebacker ... finished the year with 8 total tackles ... prepped at Terrebonne HS ... was a 5A First Team All-District selection in 2020 ... also was a standout on the basketball team


C. BROWN CAREER STATISTICS

DEFENSIVE

YEAR	G/GS	UT	AT	TT	TFL-YD	QBS-YD	FF/FR	PBU	INT-YD
2023	10/0	1	0	1	1.0-2	1.0-2	0/0	0	0
2024	12/5	21	19	40	6.5-32	4.0-27	0/1	0	0
CAREER	22/5	22	19	41	7.5-34	5.0-29	0/1	0	0



8
JORDAN BROWN
LB • 6-1 • 240 • SR. • 4L
HUNTSVILLE, TEXAS (HS)



10
RODERICK BROWN
DL • 5-11 • 290 • SR. • 3L
FORNEY, TEXAS (NORTH FORNEY HS)

2024: Appeared in all 12 games with nine starts ... finished season third on the team in tackles with 75 ... recorded six tackles in season opener at South Alabama ... had two tackles vs. Stephen F. Austin ... had five tackles and a TFL at Florida Atlantic ... finished with eight tackles and a TFL vs. Army ... posted eight tackles and 1.5 TFL at UTSA ... closed the regular season with eight tackles and a TFL at Temple.

2023: A First Team All-AAC selection by PFF and a Third Team All-AAC honoree by the coaches ... Phil Steele tabbed him as a Fourth Team All-conference selection ... saw action in all 12 games with 10 starts at LB ... finished the season with a team-high 83 tackles while adding 5.0 TFLs and 3.5 sacks on the year ... totaled double-digit tackles in four consecutive games in the middle of the season ... posted seven tackles and a QB hurry in the season opener vs. Cal ... had 12 tackles, six of which were solo in the road contest at Navy ... posted 10 tackles, 0.5 sacks and a QB hurry in the win over Temple ... finished with a season-high 15 tackles to go along with 1.5 TFLs on the road against Tulane ... finished with 10 stops and 0.5 sacks at home versus Memphis ... totaled 2.0 tackles and a QB hurry on the road against SMU ... had six tackles and 0.5 sacks in the season finale against UAB.

2022: Appeared in all 14 games on the year for UNT ... totaled 34 tackles with 3.0 tackles for loss as well as a sack ... Finished with a season-high nine tackles including a TFL in the win over Texas Southern ... Totaled eight tackles, two TFLs and a sack in the contest at Memphis ... had three tackles in the regular season finale against Rice.

2021: Totaled 28 tackles, one quarterback hurry and one pass breakup with a forced fumble and three fumble recoveries in 13 games ... Second on the team with nine special teams tackles ... Made two tackles and recovered a fumble against UTSA on 11/27 ... Made eight tackles, a quarterback hurry and a pass breakup at FIU on 11/20 ... Made five tackles at Southern Miss on 11/06 ... Made a tackle at Rice on 10/30 ... Made a tackle against Marshall on 10/15 ... Made a tackle at Louisiana Tech on 9/25 ... Made two tackles against UAB on 9/18 ... Made three tackles and recovered a fumble at SMU on 9/11 ... Made four tackles, forced a fumble and recovered a fumble against Northwestern State on 9/04

2020: Recorded 16 tackles (12 solo, 4 assisted) in eight appearances with one start ... Had four tackles in the Myrtle Beach Bowl vs. Appalachian State on 12/21 ... Had two tackles while making his first career start in the win vs. UTEP on 12/11 ... Had a career-high five tackles, with four being solo and 1.0 for loss, his first career sack and a pass break-up vs. Louisiana Tech on 12/3 ... Had a tackle at UTSA on 11/21 ... Had two solo tackles in the win vs. Rice on 11/21 ... Had one tackle in the win at Middle Tennessee on 10/17 ... Made his collegiate debut and recorded his first career tackle in the season-opening win vs. HBU on 9/5

High School: ... Rated a three-star prospect by 247Sports ... The 247 Composite ranks him as the No. 183 player in the state of Texas and No. 95 OLB in the nation ... Registered 126 total tackles (81 solo), five sacks, three interceptions and three forced fumbles as a senior ... Named 2019 District 10-5A Co-Defensive Player of the Year ... Held offers from Colorado State, ULM, Tulsa, Houston Baptist, Incarnate Word and Texas Southern.

J. BROWN CAREER STATISTICS

DEFENSIVE									
YEAR	G/GS	UT	AT	TT	TFL-YD	QBS-YD	FF/FR	PBU	INT-YD
2020	8/1	12	4	16	1.0-12	1-12	0/0	1	0-0
2021	13/0	11	17	28	0-0	0-0	1/3	1	0-0
2022	14/0	19	15	34	3.0-12	1-5	0/0	0	0-0
2023	12/10	43	40	83	5.0-17	3.5-15	0/0	0	0-0
2024	12/9	24	51	75	4.0-8	0.5-4	0/0	0	0-0
CAREER	59/20	85	76	161	9-41	6.0-36	1/3	2	0-0

2024: Appeared in and started all 12 games ... was a First Team All-AAC selection by College Football Network ... earned Honorable Mention All-AAC honors from the coaches ... recorded 26 tackles .. led team in sacks with 4.5 ... started season with three tackles, two TFL and two sacks at South Alabama ... picked up three tackles and a TFL at Texas Tech ... put together a three tackle, one sack and one TFL performance at Florida Atlantic ... five tackles, a TFL and a sack vs. Army ... two tackles and 0.5 TFL at UTSA ... finished the season with two tackles and 0.5 TFL at Temple.

2023: Finished the season with 40 tackles, 3.5 TFLs six QB hurries and a blocked kick ... posted a pair of tackles, two QB hurries and blocked a kick in the season opener against Cal ... had four tackles and three QB hurries on the road against LA Tech ... finished with a TFL in three straight games against Abilene Christian, Navy and Temple ... had a season-best six tackles on the road against Tulane ... posted five tackles and 0.5 TFL against Memphis ... finished with five stops, all of which were solo tackles on the road against SMU.

2022: Second Team All-CUSA (PFN) ... started all 14 games on the year for the Mean Green ... recorded 41 tackles, 4.5 tackles for loss and was second on the team with 4.0 sacks on the year ... posted three tackles as well as a sack on the road at UNLV ... had four tackles and 2.5 sacks in the win over LA Tech ... posted a season-high eight tackles with 0.5 TFLs in the C-USA Championship vs. UTSA.

2021: Named to PFF and C-USA All-Freshman teams ... Played in 10 games as a true freshman in 2021 ... Totaled 19 tackles, four TFLs and three sacks while forcing two fumbles ... Made at least one tackle in eight different games ... Forced a fumble alongside two tackles and a sack at Southern Miss on 11/06 ... Made six tackles against Marshall on 10/15 ... Season-high seven tackles with a sack and two TFLs at Missouri on 10/09 ... Had a sack and a forced fumble at Louisiana Tech on 9/25

High School: Starred at North Forney High ... Rated a three-star prospect by 247Sports and a two-star prospect by Rivals.com ... Rated the No. 129 DT in the nation and No. 347 prospect in the state of Texas according to 247Sports ... Registered 65 tackles (40 solo), 15 tackles for loss, five sacks, 29 quarterback hurries, a forced fumble and a fumble recovery as a senior ... Held offers from Air Force, Arkansas State, Army, Buffalo, Houston and Tulane

R. BROWN CAREER STATISTICS

DEFENSIVE									
YEAR	G/GS	UT	AT	TT	TFL-YD	QBS-YD	FF/FR	QBH	INT-YD
2021	11/0	13	7	20	4.0-33	3.0-29	2/0	0	0-0
2022	14/14	18	24	42	4.5-26	4-25	0/1	1	0-0
2023	12/11	22	18	40	3.5-6	0-0	0/0	6	0-0
2024	12/12	11	15	26	6.5-28	4.5-27	0/0	3	0-0
CAREER	49/37	64	64	128	18.5-93	11.5-81	2/1	10	0-0

PLAYERS



PLAYERS




99

DADRION BURLESONDL • 6-0 • 307 • JR. • RS
DALLAS, TEXAS (TEXAS COLLEGE)

2024: Did not see game action.

2023: Did not see game action.

Prior to UNT: Spent the 2022 season at Texas College ... played in seven games with 15.0 tackles ... prepped at Skyline High School under head coach Herman Johnson Jr.



7

DALTON CARNESWR • 5-9 • 177 • SO. • TR
COLLEGE STATION, TEXAS (HOUSTON)

2024: Appeared in all 12 games with eight starts ... brought in 29 passes for 371 yards and two touchdowns ... caught four passes for career high 90 yards vs. Wyoming ... posted four receptions for 50 yards and a touchdown vs. Tulsa ... had three receptions for 56 yards and a touchdown at Florida Atlantic.

Prior to UNT: Spent two seasons at Houston ... saw action in all 12 games with four starts for the Cougars in 2023 ... caught 20 passes for 263 yards and a touchdown ... was a standout against ranked opponents with eight catches for 112 yards against teams inside the top-25 ... had four catches for 47 yards and a TD on the road against Texas Tech ... caught a season-high five passes for 68 yards against Texas ... had three catches for 44 yards at home against Oklahoma State ... earned a scholarship after starting his career as a walk-on ... did not see action in 2022 ... preserved a redshirt ... was named to the AAC All-Academic Team ... prepped at College Station HS ... had 1,672 yards on 113 catches with 21 touchdowns in his career ... Posted 50 receptions for 760 yards and 11 TDs as a senior ... averaged 26.8 yards per kick return with 749 career kick return yards.

CARNES CAREER STATISTICS**RECEIVING**

YEAR	G/GS	REC	YD	AVG	TD	LP/OPPONENT
2023 (UH)	12/4	20	263	13.2	1	41/Texas Tech (9/30/23)
2024	12/8	29	371	12.8	2	34/Wyoming (9/21/24)
CAREER	24/12	49	634	12.9	3	41/Texas Tech (9/30/23)



84

LUKE CARTERTE • 6-3 • 236 • FR. • HS
KATY, TEXAS (HS)

2024: Did not see game action ... preserved a redshirt season.

Prior to UNT: Prepped at Katy HS ... First Team All-District selection ... had 12 catches for 182 yards and six touchdowns his junior season ... helped lead Katy to three straight District 19-6A titles ... rated as a three-star prospect by 247 ... No. 304 in Texas ... No. 109 TE ... two-star prospect according to Rivals ... On3 ranked him as a three-star prospect ... No. 256 in Texas ... No. 92 TE ... earned a three-star ranking from Dave Campbell's, ranked as the #10 TE in Texas ... was an honorable mention on the Houston Chronicle Fab 50 Houston prospects list for 2024.



95

BREYTON CHARLESDL • 6-3 • 256 • JR. • TR
NEW ORLEANS, LA. (LAMAR/NAVARRO JC)

2024: Saw action in 10 games with three starts ... posted 23 tackles, 5.5 TFL and four sacks on the season ... started season with two tackles and 0.5 TFL at South Alabama ... had two tackles, a TFL and a sack vs. Wyoming ... picked up four tackles, a TFL and a sack vs. Tulsa ... had a sack and a TFL at UTSA ... put up a season-high five tackles, two TFL and a sack vs. East Carolina ... posted four tackles to end the season at Temple.

Prior to UNT: Spent the one season at Navarro JC and a pair of seasons at Lamar ... was named a JUCO Second Team All-American in 2023 ... earned First Team All-Southwest Junior College Football Conference honors ... tallied 44 tackles, 11 TFLs and seven sacks in 10 games at Navarro ... had eight tackles with a sack in a road contest at Kilgore ... registered six tackles and a sack with three QB hurries against Blinn College ... had his best performance of the year with eight tackles, four sacks and a PBU against Trinity Valley CC ... produced seven tackles, three TFLs and six QB hurries against Trinity Valley ... saw action in eight games with the Cardinals in 2022 ... produced 11 tackles and 0.5 sacks on the year ... appeared in a pair of games at Lamar in 2021 ... preserved a redshirt ... prepped at Destrehan High School in New Orleans.

CHARLES CAREER STATISTICS**DEFENSIVE**

YEAR	G/GS	UT	AT	TT	TFL-YD	QBS-YD	FF/FR	QBH	INT-YD
2021 (LU)	2/0	2	0	2	0-0	0-0	0/0	1	0-0
2022 (LU)	8/0	2	9	11	0.5-5	0.5-5	0/2	0	0-0
2024	10/3	11	12	23	5.5-22	4.0-21	0/0	2	0-0
CAREER	20/3	15	21	36	6.0-27	4.5-26	0/2	3	0-0



13
MILES COLEMAN
WR • 5-6 • 159 • FR. • HS
AUSTIN, TEXAS (VANDEGRIFT HS)

2024: Saw action in 10 games as a true freshman with one start ... brought in 30 receptions for 274 yards and a touchdown ... made debut at Texas Tech, bringing in three passes for 75 yards ... put up career-high 62 yards on seven receptions at Memphis ... caught first career touchdown vs. East Carolina.

Prior to UNT: Starred at Vandegrift HS in Austin ... earned Third Team All-State honors as a KR by the Texas Sports Writers Association ... named the 25-6A Offensive MVP in both his junior and senior seasons ... was named a First Team All-Central Texas selection by the Austin American-Statesman ... finished 2023 with 74 catches for 1,014 yards and 14 TDs ... accumulated over 3,000 receiving yards and 40 total touchdowns in three seasons ... helped Vandegrift reach the 6A-DII State Championship game in 2022 ... rated as a three-star prospect by On3 ... No. 242 in Texas ... No. 205 WR ... earned a three-star rating from 247 ... No. 253 in Texas ... No. 218 WR ... named a three-star prospect by Dave Campbell's ... No. 28 ranked WR in Texas ... named to the AAS top-100 Central Texas prospects prior to the 2023 season ... also competed in track and field where he was a 6A state qualifier in the long jump.

COLEMAN CAREER STATISTICS						
RECEIVING						
YEAR	G/GS	REC	YD	AVG	TD	LP/OPPONENT
2024	10/1	30	274	9.1	1	49/at Texas Tech (9/14/24)
CAREER	10/1	30	274	9.1	1	49/at Texas Tech (9/14/24)



0
BLAIR CONWRIGHT
WR • 5-11 • 185 • SR. • 1L
LUBBOCK, TEXAS (TCU)

2024: Appeared in all 12 games with five starts ... Honorable Mention All-AAC (College Football Network) ... put up career highs in receptions with 40, receiving yards with 542 and touchdowns with seven ... brought in one pass for 25 yards and a touchdown in the season opener at South Alabama ... caught four passes for 40 yards and a touchdown vs. Wyoming ... scored a 96-yard touchdown vs. Tulsa ... had five receptions for 87 yards and a touchdown at Memphis ... brought in five receptions for 69 yards and a touchdown at UTSA ... posted career highs with eight receptions and two touchdowns vs. East Carolina.


2023: Saw action in 12 games on the season at WR ... finished the season with 24 catches for 385 yards and a pair of touchdowns ... had four catches for 70 yards in the road contest at Tulane ... finished with five grabs for a season-best 75 yards and a TD against UTSA ... posted four catches for 61 yards and a score at SMU.

Prior to UNT: Spent four seasons at TCU under head coaches Gary Patterson and Sonny Dykes ... played in 38 games with 11 starts ... 39 receptions for 552 yards and three scores in his career ... played in all 15 games in 2022 with one start against Iowa State ... totaled five receptions for 63 yards on the year ... had a 15-yard catch versus Georgia in the College Football Playoff National Championship ... ranked fourth on TCU with 14 receptions and 257 yards receiving in 2021 ... tied for second with two touchdown catches ... a 47-yard scoring grab at Iowa State marked the longest reception of his career ... had a season-best three catches for 52 yards, including a 30-yard touchdown, in the 34-32 win over Cal ... also had three receptions for 46 yards while playing in his hometown in the 52-31 victory at Texas Tech ... had two catches for 42 yards in the 30-28 win over No. 12 Baylor ... played in all 12 games with at least one reception in eight contests ... Played in eight games with seven starts in 2020 ... third on team with 17 receptions ... had a career-high 74 yards receiving, including a 31-yard touchdown for his first collegiate score, on three catches against Iowa State ... Redshirted after playing in three games in 2019 ... Prepped at Lubbock Coronado High for coach Seth Parr ... A three-star recruit ... listed as the No. 77 wide receiver in the nation and the No. 70 overall player in Texas by 247Sports ... had 105 receptions for 1,540 yards and 25 touchdowns as a senior ... totaled 185 catches for 3,179 yards and 48 touchdowns over his junior and senior years combined ... earned Associated Press Class 5A second-team all-state honors as a junior.

CONWRIGHT CAREER STATISTICS						
RECEIVING						
YEAR	G/GS	REC	YD	AVG	TD	LP/OPPONENT
2019 (TCU)	3/0	3	24	8.3	0	14/Kansas (9/28/19)
2020 (TCU)	8/7	17	207	12.2	1	34/Texas (10/3/20)
2021 (TCU)	12/3	14	257	18.4	2	47/Iowa State (11/26/21)
2022 (TCU)	15/1	5	63	4.2	0	17/Iowa State (11/26/22)
2023	12/0	24	385	16.0	2	43/Tulane (10/14/23)
2024	12/5	40	542	13.5	7	96/Tulsa (9/28/24)
CAREER	62/16	103	1479	14.4	12	96/Tulsa (9/28/24)



PLAYERS



83

ZACK DARKOCHWR • 5-10 • 171 • R-FR. • RS
COPPELL, TEXAS (HS)

2024: Saw action in one game.

2023: Did not see game action ... preserved a redshirt.

High School: Played at Coppel High for coach Antonio Wiley ... helped team to 9-2 record in 2022 ... 55 receptions for 916 yards and nine touchdowns ... first team all-district honoree ... also played baseball

89

TERRELL DAWKINSDL • 6-4 • 262 • SR. • TR
CONCORD, N.C. (NC STATE/SOUTH CAROLINA)

2024: Saw action in all 12 games with nine starts ... was a Second Team All-AAC (College Football Network) ... posted 37 tackles, 3.5 TFL and 2.5 sacks on the season ... had two tackles, a TFL and a sack vs. Stephen F. Austin ... put up six tackles, a half sack and a half TFL at Memphis ... recorded season-high 12 tackles, 1.5 TFL and one sack vs. East Carolina ... closed season with a tackle and 0.5 TFL at Temple.

Prior to UNT: Spent the last two seasons at South Carolina ... has played in 35 games in his career with six starts across his time at South Carolina and NC State ... played in five of the first six games of the 2023 season ... appeared in four games in 2022 before missing the remainder of the season due to injury ... had a pair of tackles in the road contest at Arkansas ... played for three seasons at NC State ... appeared in 10 games for the Wolfpack in 2021 ... logged six tackles that season ... had his most productive season at NC State in 2020 ... saw action in 12 games with six starts ... was awarded the Philip Rivers Award at NC State given to the team's top rookie ... tallied 36 tackles with nine TFLs and 4.5 sacks on the year ... also had a pair of forced fumbles ... finished with a pair of TFLs on the road against North Carolina ... tallied nine tackles versus Duke ... appeared in four games as a freshman in 2019 ... preserved a redshirt that season ... prepped at Cox Mill High School in Concord, North Carolina ... posted 89 tackles with 13 sacks and 25 TFLs as a senior ... also forced four fumbles ... was named to the All-South Piedmont 3A Conference Team ... logged 59 tackles and nine sacks as a junior ... rated as the No. 27 recruit in North Carolina and the No. 40 strong side defensive end nationally by 247Sports ... ranked No. 28 in the state by Rivals.**DAWKINS CAREER STATISTICS**

DEFENSIVE

YEAR	G/GS	UT	AT	TT	TFL-YD	QBS-YD	FF/FR	QBH	INT-YD
2019 (NCST)	4/0	0	0	0	0-0	0-0	0/0	0	0-0
2020 (NCST)	12/6	16	20	36	9.0-33	4.5-24	2/0	1	0-0
2021 (NCST)	10/0	1	5	6	0-0	0-0	0/0	0	0-0
2022 (SC)	4/0	1	2	3	0-0	0-0	0/0	0	0-0
2023 (SC)	5/0	0	0	0	0-0	0-0	0/0	0	0-0
2024	12/9	14	23	37	3.5-22	2.5-20	0/0	9	0-0
CAREER	47/15	32	50	82	12.5-55	7.0-44	2/0	10	0-0



47

HARRISON DEMPSEYS • 5-11 • 201 • SO. • RS
GAINESVILLE, TEXAS (OKLAHOMA STATE)

2024: Appeared in one game ... did not record a statistic.

2023: Did not see game action.

Prior to UNT: Spent the 2022 season at Oklahoma State where he earned a red-shirt ... was named OSU's offensive scout team player of the week vs. West Virginia ... played for coach James Polk at Gainesville ... saw action at both running back and linebacker ... named the 4-4A-1 district defensive utility player of the year and a second team all-district running back as a senior ... a three-year starter who played on two playoff teams ... selected to play in the Oil Bowl All Star game ... part of the National Honor Society.

54

JOHNNY DICKSON IIIOL • 6-2 • 280 • SO. • TR
CORPUS CHRISTI, TEXAS (VIRGINIA TECH)

2024: Saw action in nine games with five starts ... was an Honorable Mention All-AAC (College Football Network) ... blocked for a UNT offensive unit which finished third in the country in total offense ... helped the Mean Green finish with the No. 6 passing offense in FBS.

Prior to UNT: Spent two seasons at Virginia Tech ... appeared in 10 games for the Hokies in 2023 ... helped VT clinch a spot in the 2023 Military Bowl ... did not see game action in 2022 ... preserved a redshirt ... prepped at Flour Bluff High School in Corpus Christi, Texas ... was a four-year starter along the offensive line ... was a two-time First Team All-District selection ... helped Flour Bluff go 12-2 during his senior season ... also threw for a touchdown for the Hornets in 2021 ... ranked as a top 25 interior offensive lineman recruit in the country by 247Sports Composite ... was a consensus three-star prospect ... ranked as the No. 67 IOL in the nation by On3 ... No. 31 IOL in the country according to ESPN and Rivals ... Dave Campbell's tabbed him as the No. 9 IOL in the state of Texas ... also played basketball and was a member of the track and field squad.**DICKSON III CAREER STATISTICS**

OFFENSIVE

YEAR	G/GS
2023 (VT)	10/0
2024	9/5
CAREER	19/5



PLAYERS



64
JETT DUNCAN
OL • 6-1 • 295 • SR. • 4L
THE WOODLANDS, TEXAS. (HS)

2024: Saw action in nine games with nine starts ... was one of the most versatile offensive linemen in FBS, starting at four of the five spots on the offensive line on the season ... earned a spot on the Wuerffel Trophy Watch List ... was a National Football Foundation Campbell Trophy Award nominee ... blocked for a UNT offensive unit which finished third in the country in total offense ... helped the Mean Green finish with the No. 6 passing offense in FBS.

2023: Started all 12 games on the OL for the Mean Green ... was a versatile option, starting games at both guard and tackle throughout the year ... PFF rated him as the No. 15 OL in the AAC among players who played 80 percent of their team's snaps ... blocked for a UNT rushing attack that finished 21st nationally and second in the AAC in rushing offense ... was key in helping the Mean Green finish the 2023 season sixth in the country in total offense.

2022: Second Team All-CUSA (PFN) ... CSC Academic All-District ... started all 14 games at right tackle ... part of UNT Offense that finished No. 25 nationally in rushing (199.86 ypg) ... offense was third in CUSA in scoring (33.8 ppg) and total offense (461.8 ypg) ... helped three different running backs post 100-yard games during the season for a total of seven games ... helped UNT set school record for rushing with 475 yards against LA Tech.

2021: Appeared in 12 games for the Mean Green.

2020: Made eight appearances this season while appearing mostly on special teams ... Made his collegiate debut in the season-opening win vs. HBU on 9/5.

High School: Rated a three-star prospect by 247Sports and ESPN ... The 247 Composite ranks him as the No. 222 player in the state of Texas and No. 105 offensive guard in the nation ... No. 88 on Vype Houston's Hot 100 2020 recruits ... District 15-6A second team All-District member ... First team All-District in 2018 along with first team All-County ... Helped pave the way for 2,136 rushing yards, 178 yards per game and 22 rushing touchdowns in 2019 ... set a pocket for 1,565 passing yards, 130.42 yards per game and 11 touchdowns ... Also lettered in track and field.

DUNCAN CAREER STATISTICS

OFFENSIVE


YEAR	G/GS
2020	8/0
2021	12/0
2022	14/14
2023	12/12
2024	9/9
CAREER	55/35



85
CONNER DUNPHY
WR • 5-10 • 184 • FR. • HS
THE WOODLANDS, TEXAS (COLLEGE PARK HS)

2024: Did not see game action ... preserved a redshirt.


Prior to UNT: Prepped at College Park HS in The Woodlands, Texas ... named a First Team All-District 13-6A selection in 2023 ... tallied 1,289 yards on 70 catches with 15 touchdowns his senior season ... had nearly 2,000 yards receiving in his high school career ... also had over 500 rushing yards with four touchdowns on the ground ... also competed in track and field.



39
SULTAN EL-AMIN JR.
CB • 5-11 • 169 • FR. • HS
DALLAS, TEXAS (SOUTH OAK CLIFF HS)

2024: Did not see game action ... preserved a redshirt.

Prior to UNT: Standout at South Oak Cliff HS in Dallas ... was a part of the winningest class in SOC program history ... helped South Oak Cliff win the 6A state title in both 2021 and 2022 ... tallied 74 tackles, two TFLs, 11 PBU and an interception his senior season ... finished his career with nearly 100 career tackles.



41
SAWYER EVANS
P • 6-3 • 207 • JR. • 1L
ARLINGTON, TEXAS (TEXAS SOUTHERN)

2024: Starting punter in all 12 games ... had eight punts downed inside the 20 ... posted four punts of 50+ yards ... only allowed five total punt returns on the year, the fewest in FBS ... led UNT to the No. 2 punt return defense in the nation allowing just 1.2 yards per punt return ... averaged 40.95 yards per punt ... had a season-long punt of 55 yards vs. East Carolina.

2023: A Second Team All-AAC selection by Phil Steele ... served as a the team's primary punter, appearing in all 12 games on the year for UNT ... finished the year averaging 43.33 yards per punt with 12 downed inside the 20 and six punts of 50+ yards ... his punting average ranked sixth in The American ... allowed just 4.75 yards per punt return, good for second in the AAC ... punted twice for 121 yards and had a season-long punt of 64 yards on the road against LA Tech ... averaged 53.5 yards per punt on a pair of punts against Navy, one of which was downed inside the 20 ... had two of his three punts downed inside the 20 against UTSA ... registered three punts downed inside the 20 on five total attempts at Tulsa ... had a 62 yard punt in the season-finale against UAB.

2022: Did not see game action

Prior to UNT: Spent three seasons at Texas Southern in Houston, Texas ... played in five games in 2021 and punted 25 times for 954 yards ... averaged 38.2 yards with a long of 63 ... had two touchbacks and seven inside the 20 ... had three punts over 50 yards ... played in two games during the 2020-21 season ... punted 12 times for 478 yards ... averaged 39.8 yards ... had a long of 51 with five inside the 20 and one over 50 yards ... redshirted the 2019 season ... prepped at Arlington Martin High School under coach Bob Wager ... played in 11 games as a senior in 2018 ... helped team to 5-2 district record ... punted 23 times for 955 yards ... averaged 41.5 yard per punt ... had a long of 68 yards ... pinned three inside the 20 ... also ran track

S. EVANS CAREER STATISTICS

PUNTING

YEAR	G	ATT	YD	AVG	120	50+
2021S (TSU)	2	12	478	39.8	5	1
2021F (TSU)	11	25	954	38.2	7	3
2022			DNP - Redshirted			
2023	12	30	1300	43.3	12	6
2024	12	43	1761	41.0	8	4
CAREER	37	110	4493	40.8	32	14

PLAYERS



PLAYERS



26
ZACH EVANS
RB • 5-9 • 205 • SO. • TR
ROCKWALL, TEXAS (MINNESOTA)

2024: Appeared in two games ... made season debut at Texas Tech, posting 10 yards on five carries ... had four carries for 48 yards vs. Tulsa.

Prior to UNT: Played for two seasons at Minnesota ... saw action in six games in 2023 ... rushed 52 times for 230 yards and a touchdown ... was named the Big Ten Freshman of the Week after posted 85 yards on 15 carries and scoring a touchdown against Louisiana ... had 12 carries for 45 yards against Michigan ... redshirted in 2022 ... played in one game against Northwestern and rushed six times for 29 yards and a touchdown ... prepped at Rockwall-Heath High School ... named a 10-6A First Team All-District selection ... rushed 243 times for 1,957 yards and 26 touchdowns, while also recording five catches for 78 yards and two scores in 2023 while leading Heath to the 10-6A District title ... as a junior, carried the ball 199 times for 1,220 yards and 14 touchdowns ... as a sophomore, rushed 135 times for 794 yards and seven scores ... was a consensus three-star recruit ... Rivals ranked him as the No. 10 running back in the nation ... also competed in track and field.

Z. EVANS CAREER STATISTICS

RUSHING						
YEAR	G/GS	ATT	YD	AVG/A	TD	LP/OPPONENT
2022 (MINN)	1/0	6	29	4.8	1	12/Northwestern (11/12/22)
2023 (MINN)	6/0	52	230	4.4	1	18/Louisiana (9/30/23)
2024	2/0	9	58	6.4	0	40/Tulsa (9/28/24)
CAREER	9/0	67	317	4.7	2	40/Tulsa (9/28/24)



53
BLAKE FANN
LB • 6-1 • 236 • R-FR. • RS
FRISCO, TEXAS (LONE STAR HS)

2024: Appeared in all 12 games, primarily on special teams ... recorded two tackles on the season.

2023: Did not see game action ... preserved a redshirt.

High School: Starred for Frisco Lone Star High School and coach Jeff Rayburn ... helped team to 9-3 record ... first team All-State & first team All-District ... second team Academic All-State ... 152 tackles, 3.5 sacks, two forced fumbles, 21.5 TFL, eight QB pressures & seven pass breakups ... played at Denton Braswell earlier in career.

FANN CAREER STATISTICS


DEFENSIVE									
YEAR	G/GS	UT	AT	TT	TFL-YD	QBS-YD	FF/FR	QBH	INT-YD
2023 (SC)					DNP - Redshirted				
2024	12/0	1	1	2	0-0	0-0	0/0	0	0-0
CAREER	12/0	1	1	2	0-0	0-0	0/0	0	0-0



18
MASON FERGUSON
WR • 6-0 • 185 • FR. • HS
FORT WORTH, TEXAS (NORTH CROWLEY HS)

2024: Appeared in one game ... preserved a redshirt season.

Prior to UNT: Starred at North Crowley HS in Fort Worth ... earned 3-6A First Team All-District honors ... was named a Second Team All-Area selection by the Ft. Worth Star-Telegram ... finished 2023 with 35 catches for 753 yards and 13 touchdowns ... helped lead North Crowley to the 6A DI state semifinal his senior season ... earned a three-star ranking by On3, 247 and Dave Campbell's ... ranked as the No. 204 player in Texas by On3 ... No. 199 WR ... ranked as the No. 250 player in Texas by 247 ... No. 215 WR ... ranked as the No. 25 WR in Texas by DCTF ... also competed on the track and field team.



78
LAYTON FIRESTONE
OL • 6-7 • 335 • FR. • HS
ARGYLE, TEXAS (HS)

2024: Did not see game action ... preserved a redshirt

Prior to UNT: Prepped at Argyle HS ... was a standout on the OL for the Eagles ... was a 3-5A DII All-District Honorable Mention selection ... helped Argyle win the District 3-5A Title in 2023 ... also attended Hamilton HS in Chandler, Arizona ... also competed in both track and field and wrestling in HS.



29
BLAKE FORD
K • 6-1 • 213 • SO. • TR
ARLINGTON, TEXAS (ARKANSAS)

2024: Appeared in all 12 games as the kickoff specialist ... racked up 4,262 yards on kickoffs ... posted 42 touchbacks.

Prior to UNT: Spent two seasons at Arkansas ... played in three games in 2023 ... served as the Razorbacks' onside kick specialist ... had a pair of kickoffs, both of which were touchbacks, in the season opener against Western Carolina ... did not see action in 2022 ... preserved a redshirt ... attended Arlington Lamar HS ... made nine of 11 FGs with a long of 48 yards ... was named the District 8-6A Special Teams Player of the Year his senior season ... rated as a six-star prospect by Chris Sailer Kicking and the No. 12 kicker in the nation ... played in the 2022 All-American Bowl in San Antonio.

B. FORD CAREER STATISTICS

DEFENSIVE				
YEAR	G	KOS	TB	TB PCT.
2022 (ARK)				DNP - Redshirted
2023 (ARK)	3/0	2	2	1.000
2024	120	72	42	.583
CAREER	15/0	74	44	.595



PLAYERS



98

SETH FORD

P • 6-1 • 257 • JR. • TR
ROUND ROCK, TEXAS (WEST TEXAS A&M)

2024: Did not see game action.

Prior to UNT: Spent three seasons at West Texas A&M ... was the primary punter for the Buffaloes in 2023 ... appeared in 11 games on the year ... finished with 43 punts for 1,762 yards with a long of 64 yards ... averaged 41.0 yards per punt on the year ... finished with 16 punts inside the 20 yard line and had seven punts of 50+ yards ... had a pair of 50+ yard punts in the season opener at Western Colorado ... pinned multiple punts inside the 20 in six of the 11 games he appeared in, including three in contests against Western Oregon and Eastern New Mexico ... did not see action in 2022 and redshirted in 2021 ... prepped at Round Rock HS ... was a quarterback as well as a punter ... earned Second Team All-District honors at QB his junior and senior seasons ... was a First Team All-District punter as a junior and a senior ... also competed on the basketball team.

S. FORD CAREER STATISTICS

PUNTING						
YEAR	G	ATT	YD	AVG	I20	50+
2023 (WT)	10	43	1762	41.0	16	7
CAREER	10	43	1762	41.0	16	7



13

CHRIS GANT JR.

S • 5-10 • 203 • FR. • HS
SPRING, TEXAS (KLEIN COLLINS HS)

2024: Played in three games as a true freshman ... posted a season-high four tackles against Tulsa ... eight total tackles in the regular season.

Prior to UNT: Attended Klein Collins HS in Spring, Texas ... was a 15-6A First Team All-District selection in 2022 and 2023 ... earned Academic All-District honors ... finished the 2022 season with 104 tackles, 7 TFLs, one sack, four interceptions and six pass break-ups ... was a Second Team All-VYPE Houston selection ... rated as a three-star prospect by On3, 247, Rivals and Dave Campbell's ... ranked as the No. 314 prospect in Texas by On3 ... No. 187 safety ... 247 has him as the No. 206 ranked safety in the country and No. 309 player in Texas ... also a standout in track and field.

GANT JR. CAREER STATISTICS

DEFENSIVE									
YEAR	G/GS	UT	AT	TT	TFL-YD	QBS-YD	FF/FR	PBU	INT-YD
2024	3/0	4	4	8	0-0	0-0	0/0	0	0-0
CAREER	3/0	4	4	8	0-0	0-0	0/0	0	0-0



34

CJ GARNETT

LB • 6-0 • 230 • JR. • 1L
KELLER, TEXAS (MISSOURI STATE/BLINN JC)

2024: Appeared in 10 games, primarily on special teams ... totaled four tackles on the season ... had a pair of tackles against Tulsa ... recovered a blocked punt in the end zone for a touchdown at South Alabama ... recorded a quarterback hurry in consecutive games against Wyoming and Tulsa.

2023: Saw action in 11 games on the year, primarily on special teams ... recorded a tackle in the contest against Temple.

Prior to UNT: Played one season at Blinn College for coach Ryan Mahon ... saw action in nine games with 44 tackles ... had one TFL and one PBU ... season-high 12 tackles against Navarro ... played at Missouri State from 2020-21 ... saw action in eight games, primarily on special teams ... prepped at Keller Central High for coach Bart Helsley ... totaled 84 tackles and 14 TFL with five sacks as a senior ... helped team to 7-4 record ... had 71 tackles and 16 TFL as a junior.

GARNETT CAREER STATISTICS

DEFENSIVE										
YEAR	G/GS	UT	AT	TT	TFL-YD	QBS-YD	FF/FR	QBH	INT-YD	
S2021 (MSU)	8/0	0	0	0	0-0	0-0	0/0	0	0-0	
2023	11/0	1	0	1	0-0	0-0	0/0	0	0-0	
2024	10/0	2	2	4	0-0	0-0	0/0	0	0-0	
CAREER	29/0	3	2	5	0-0	0-0	0/0	0	0-0	



30

ASHTON GRAY

RB • 6-0 • 204 • FR. • HS
MARION, ARKANSAS (HS)

2024: Appeared on special teams in three games.

Prior to UNT: Was a star at Marion HS in Arkansas, playing quarterback ... named the Little Rock Touchdown Club State Player of the Year and an All-State selection in 2023 ... amassed 3,251 total yards (1,332 passing and 1,919 rushing) and 43 touchdowns (30 rushing and 19 passing) in his senior season ... was the first player in school history to earn All-Arkansas Preps Player of the Week ... finished his career second in school history at Marion in both passing yards and touchdowns.

GRAY CAREER STATISTICS

RUSHING						
YEAR	G/GS	ATT	YD	AVG/A	TD	LP/OPPONENT
2024	3/0	0	0	0	0	--
CAREER	3/0	0	0	0	0	--

PLAYERS



PLAYERS



20
ALPHIE GUILLORY JR.
S • 5-9 • 195 • SR. • 3L
DESOTO, TEXAS (HS)

2024: Appeared in all 12 games on special teams ... recorded a pair of tackles in his first career start at safety in the season opener ... finished with three tackles on the season ... blocked a punt against Tulsa ... recovered a fumble on a muffed kickoff in the win at Temple.

2023: Appeared in 10 games on the year, primarily on special teams ... posted a single tackle in the road contest at SMU.

2022: Saw action in all 14 games, primarily on special teams ... seven tackles on the year ... three tackles against FIU ... one stop at UAB ... three tackles against Rice

2021: Played in five games ... Totaled four tackles primarily on special teams ... Made two tackles against UTSA on 11/27 ... Made two tackles at FIU on 11/20

2020: Saw action in one game ... Made his collegiate debut vs. Southern Miss on 10/3

High School: Played in 10 games as a senior for DeSoto in 2018 ... Had nine carries for 111 yards and a touchdown ... completed 4-5 passes for 71 yards as a senior.

GUILLORY JR. CAREER STATISTICS

DEFENSIVE									
YEAR	G/GS	UT	AT	TT	TFL-YD	QBS-YD	FF/FR	PBU	INT-YD
2020	1/0	0	0	0	0-0	0-0	0/0	0	0-0
2021	5/0	3	1	4	0-0	0-0	0/0	0	0-0
2022	14/0	2	5	7	0-0	0-0	0-0	0	0-0
2023	10/0	1	0	1	0-0	0-0	0/0	0	0-0
2024	12/0	1	2	3	0-0	0-0	0/1	0	0
CAREER	42/0	7	8	15	0-0	0-0	0/1	0	0-0



61
PAUL GURROLA
OL • 6-5 • 276 • FR. • HS
MESQUITE, TEXAS (HS)

2024: Did not see game action ... preserved a redshirt season.

Prior to UNT: Prepped at Mesquite HS under head coach Demarcus Harris ... earned 10-6A Second Team All-District honors ... blocked for an offense that averaged over 175 yards per game on the ground ... rated as a three-star prospect according to On3 and 247 ... On3 ranks him as the No. 237 prospect in Texas and No. 124 OT ... tabbed as the No. 217 prospect in the state and No. 123 OT by 247 ... was a standout in the discus throw on the track and field team.



41
QUINTON HAMMONDS
S • 6-1 • 217 • FR. • HS
ALLEN, TEXAS (HS)

2024: Appeared in all 12 games, making four starts as a true freshman ... recorded 47 total tackles, including 32 solo stops on the year ... had 10 tackles against Tulane and Temple becoming the first UNT freshman since 2000 with multiple games of 10+ tackles ... recorded his first career interception against East Carolina ... had five tackles, including 1.5 TFL in the win over Wyoming.

Prior to UNT: Prepped at Allen HS ... was a First Team All-District 6-5A selection ... tallied 700 all-purpose yards his senior season ... finished the 2023 season with 40 catches for 449 yards ... also rushed 31 times for 130 yards and seven touchdowns ... helped Allen advance to the Regional Semifinal.

HAMMONDS CAREER STATISTICS

DEFENSIVE									
YEAR	G/GS	UT	AT	TT	TFL-YD	QBS-YD	FF/FR	PBU	INT-YD
2024	12/4	32	15	47	1.5-11	0-0	0/0	1	1-29
CAREER	12/4	32	15	47	1.5-11	0-0	0/0	1	1-29

PLAYERS



PLAYERS



44
DAMASHJA HARRIS
RB • 6-2 • 224 • JR. • TR
KILLEEN, TEXAS (LAMAR)

2024: Played in three games before suffering a season-ending injury ... ran for 193 yards and one touchdown on 22 attempts ... had a career-high 142 yards on 10 carries against SFA in which he broke off an 80-yard touchdown run, marking the longest rushing play of the season for UNT ... also had four receptions for seven yards, all coming at Texas Tech.

Prior to UNT: Spent three seasons at Lamar University in Beaumont ... was named the 2023 Dave Campbell's All-Texas Team Specialist of the Year (non-FBS) in 2023 ... also earned First Team All-Southland Conference honors as a kick returner ... played in nine games on the year ... led the SLC with 19 kick returns for 509 yards and a touchdown on the year ... averaged 26.8 yards per kick return ... also played running back, carrying the ball 65 times for 299 yards and three touchdowns ... was named the SLC Special Teams Player of the Week after scoring on a 95-yard kickoff return against Northwestern State ... rushed 11 times for 81 yards including a 43-yard season long scamper against Lincoln (CA) ... had six kick returns for 144 yards and a long of 67 on the road at Nicholls ... rushed 16 times for 81 yards and a pair of touchdowns against McNeese ... played in seven games with two starts in 2022 ... was named the Phil Steele First Team All-Southland Conference kick returner ... recorded 54 carries for 200 yards while returning 10 kicks for 334 yards and a touchdown ... earned SLC Special Teams Player of the Week honors after returning two kicks for 133 yards and a school-record 100-yard return for a score against Houston Christian ... had 12 carries for 61 yards against Northern Colorado ... played in four games his first season with the Cardinals, preserving a redshirt ... carried the ball eight times and had one kick return for nine yards ... prepped at Ellison HS in Killeen, Texas ... carried the ball 195 times for 1,459 yards as a senior with 12 rushing touchdowns ... was named a Second Team All-District honoree ... also played track and field and basketball.


HARRIS CAREER STATISTICS

RUSHING

YEAR	G/GS	ATT	YD	AVG/A	TD	LP/OPPONENT
2021 (LAMAR)	4/0	8	2	0.3	0	3/North American (9/2/21)
2022 (LAMAR)	7/2	54	200	3.7	0	21/Prairie View (10/22/22)
2023 (LAMAR)	9/0	65	299	4.6	3	43/Lincoln (CA) (9/23/23)
2024	3/0	22	193	8.8	1	80/SFA (9/14/24)
CAREER	23/2	149	694	4.6	4	80/SFA (9/14/24)

RETURNS

YEAR	G/GS	RET	YD	AVG	TD	LP/OPPONENT
2021 (LAMAR)	4/0	1	9	9.0	0	9/SFA (11/20/21)
2022 (LAMAR)	7/2	10	334	33.4	1	100/HCU (10/1/22)
2023 (LAMAR)	9/0	19	509	26.8	1	95/Northwestern St. (10/7/23)
2024	3/0	1	24	24.0	0	24/SFA (9/14/24)
CAREER	23/2	31	876	28.2	2	95/Northwestern St.



86
DARSON HERMAN
TE • 6-3 • 250 • SO. • TR
GEORGETOWN, TEXAS (HOUSTON)

2024: Appeared in all 12 games, primarily on special teams.

Prior to UNT: Spent two seasons at Houston ... did not see game action ... served as a member of the Student-Athlete Advisory Committee (SAAC) in 2023 ... redshirted in 2022 ... earned a spot on the 2022-23 American Athletic Conference All-Academic team ... prepped at Georgetown High School where he was a three-year starting quarterback ... finished his career with 2,531 passing yards with 24 touchdowns in 11 games as a senior ... also added 1,141 yards on 135 carries with 17 scores in 2021 ... totaled 1,609 passing yard and 386 rushing yards with 26 total TDs as a junior.

HERMAN CAREER STATISTICS

RECEIVING

YEAR	G/GS	REC	YD	AVG	TD	LP/OPPONENT
2024	12/0	0	0	0	0	--
CAREER	12/0	0	0	0	0	--



PLAYERS



21

JAYDEN HILL

S • 6-1 • 205 • SR. • TR
GAHANNA, OHIO (OHIO DOMINICAN)

2024: Played and started in 11 games at safety ... named to the Dave Campbell's Texas Football Midseason Second-Team All-Texas Team ... second on the team with 79 total tackles ... led UNT and ranked fifth in the AAC with 50 solo tackles ... also had 3.0 TFLs and two PBUs on the season ... was named an Honorable Mention AAC Defensive Player of the Week for his performance against FAU that consisted of eight tackles, 1.5 TFLs, a sack, a PBU and the game-sealing interception ... had a season-high 12 tackles against Army ... had multiple tackles in every game he played in.

Prior to UNT: Spent four seasons at DII Ohio Dominican in the GMAC ... started 38 consecutive games in the secondary for ODU ... selected as a three-time All-GMAC player, once on the First Team (2022) and twice on the Second Team (2023 & 2021) ... posted 250 total tackles, 6.5 TFLs, two INTs, 23 PBUs, two forced fumbles and two fumble recoveries in his four seasons ... was a Second Team All-GMAC selection in 2023 ... had 72 tackles with a pair of TFLs, a PBU and a forced fumble in 2023 ... finished with nine tackles, a TFL and a forced fumble on the road against Thomas more ... had eight tackles, six of which were solo, against Lake Erie ... posted nine tackles at home against Tiffin ... First Team All-GMAC honoree in 2022 ... had a strong third season with 68 tackles, one TFL, five PBUs and an INT ... had a season-high 15 tackles on the road against Tiffin ... posted 10 tackles at home against UIndy ... had seven tackles, a TFL and an INT at Northwood ... was stellar in the 2021 season with 74 tackles, 2.5 TFLs, 11 PBUs, an INT and two forced fumbles ... opened the year with five tackles, a fumble recovery and an interception against Shepherd ... finished with 10 tackles and a PBU against Findlay ... closed the season with nine tackles, a TFL and a PBU at Hillsdale ... earned Second Team All-GMAC honors in the Spring 2021 season ... had a breakout season across six games with 36 tackles and five PBUs ... opened his career with a strong performance at Lake Erie with four tackles, a TFL and two PBUs ... had a season-best eight tackles in the final two games of the season against Tiffin and Hillsdale ... did not see action in 2019 ... preserved a redshirt ... prepped at Gahanna Lincoln HS in Gahanna, Ohio ... earned All-OCC, All-District and All-Region honors ... finished his senior season with 91 tackles and 11 PBUs ... was also a standout on the track and field team.

HILL CAREER STATISTICS

DEFENSIVE									
YEAR	G/GS	UT	AT	TT	TFL-YD	QBS-YD	FF/FR	PBU	INT-YD
2020 (ODU)	6/6	19	17	36	1-1	0-0	0/0	5	0-0
2021 (ODU)	11/11	43	31	74	2.5-4	0-0	1/2	10	1-14
2022 (ODU)	10/10	36	32	68	1-1	0-0	0/0	6	1-0
2023 (ODU)	11/11	50	22	72	2-14	0-0	1/0	1	0-0
2024	11/11	50	29	79	3-8	0-0	0/0	2	1-0
CAREER	49/49	198	131	329	9.5-28	0-0	2/2	24	3-14



2

EVAN JACKSON

S • 5-11 • 176 • SO. • 1L
HOUSTON, TEXAS (NORTH SHORE HS)

2024: Played in all 12 games, making nine starts ... totaled 55 tackles with 38 solo stops ... logged eight tackles against SFA and Army ... had seven tackles and 0.5 TFL against Texas Tech ... named to the PFF G5 Defensive Team of the Week (9/30) after posting six tackles and grabbing a pair of interceptions in the win over Tulsa.

2023: Appeared in all 12 games at safety for UNT, making two starts ... posted 27 tackles, 20 of which were solo on the year ... also had an INT and three PBUs ... had four tackles (three solo) in his career debut against Cal ... posted a tackle and his first career INT against Abilene Christian ... had a season-high 11 tackles, the most for a true freshman at UNT since 2008, with nine solo stops against UTSA ... posted two tackles and a PBU on the road against SMU.

High School: Prepped at North Shore High School in Houston, Texas for coach Jon Kay ... helped team to 15-1 record as a senior ... second team All-State ... finished season with 62 tackles, 4.0 TFL and seven pass breakups ... also a skilled returner that recorded three punt return touchdowns ... named first team All-District 21-6A as both a safety and return specialist ... Honorable Mention All-Yupe Public School pick.

JACKSON CAREER STATISTICS

DEFENSIVE									
YEAR	G/GS	UT	AT	TT	TFL-YD	QBS-YD	FF/FR	PBU	INT-YD
2023	12/2	20	7	27	0-0	0-0	0/0	3	1-0
2024	12/9	38	17	55	0.5-0	0-0	0/0	2	2-27
CAREER	24/11	58	24	82	0.5-0	0-0	0/0	5	3-27



35

JJ JEAN-LOUIS

LB • 6-1 • 225 • R-FR. • TR
CENTERVILLE, OHIO (IOWA STATE)

2024: Saw action in five games, primarily on special teams ... posted two tackles on the season.

Prior to UNT: Spent the 2023 season at Iowa State ... appeared in three games and recorded a tackle in the contest against Iowa ... preserved a redshirt ... prepped at Centerville HS in Dayton, Ohio ... earned OSHAA DI First Team All-State honors ... finished season with 101 tackles with 15 TFLs and six sacks ... also had two interceptions ... was a 2022 First Team All-Southwest District and All-Greater Western Ohio Conference selection ... was rated a three-star prospect by 247, On3 and ESPN ... was rated as the No. 31 player in Ohio and the No. 75 LB in the country by 247 ... On3 ranked him as the No. 49 player in Ohio and the No. 157 LB ... ESPN tabbed as No. 47 in Ohio and No. 96 LB ... also competed in track and field.

JEAN-LOUIS CAREER STATISTICS

DEFENSIVE									
YEAR	G/GS	UT	AT	TT	TFL-YD	QBS-YD	FF/FR	PBU	INT-YD
2023 (ISU)	3/0	0	1	1	0-0	0-0	0/0	0	0-0
2024	5/0	2	0	2	0-0	0-0	0/0	0	0-0
CAREER	8/0	2	1	3	0-0	0-0	0/0	0	0-0



PLAYERS



68

KEON JOHNSON

OL • 6-4 • 396 • R-FR. • RS
AKRON, OHIO (ARCHBISHOP HOBAN HS)

2024: Appeared in 11 games, primarily on special teams.

2023: Did not see game action ... preserved a redshirt.

High School: Prepped at Archbishop Hoban HS in Akron, Ohio ... helped lead Hoban to the 2022 OHSAA State title game and helped the Knights win the OSHAA State Championship in 2020 ... Blocked for the 2022 Ohio Mr. Football Lamar Sperling and helped him rush for over 3,500 yards his senior season.

JOHNSON CAREER STATISTICS

OFFENSIVE

YEAR	G/GS
2024	11/0
CAREER	11/0



88

XZAVIOR KAUTAI

TE • 6-0 • 240 • JR. • 2L
EULESS, TEXAS (TRINITY HS)

2024: Appeared in nine games playing on special teams and at TE ... logged three receptions for 22 yards on the season ... had two catches for 11 yards at Memphis ... had a season-long reception of 11 yards against Temple.

2023: Saw action in all 12 games on the year, making five starts at TE ... finished the year with seven catches for 42 yards and two TDs ... caught a 12 yard TD pass in the season opener against Cal ... had three catches for nine yards against ACU ... had a two-yard TD catch in the season finale against UAB ... helped block for an offense that finished 21st in the nation in rushing offense.

2022: Played in 12 games, primarily on special teams ... made UNT debut against Texas Southern ... after not playing in first two games, played in the next 12 including the CUSA Championship and Frisco Bowl


2021: Did not appear for the Mean Green in 2021 and maintained a redshirt

High School: Prepped at Eules Trinity High for coach Chris Jensen ... helped team to 11-2 record ... 35 receptions for 700 yards and eight touchdowns ... first team All-District ... honorable mention all state ... also competed in discus and shot put

KAUTAI CAREER STATISTICS

RECEIVING

YEAR	G/GS	REC	YD	AVG	TD	LP/OPPONENT
2022	12/0	0	0	0	0	--
2023	12/5	7	42	6.0	2	12/California (9/2/23)
2024	9/0	3	22	7.3	0	11/Temple (11/30/24)
CAREER	33/5	10	64	6.4	2	12/California (9/2/23)



14

KYLE KOCH

WR • 6-2 • 194 • FR. • HS
DRIPPING SPRINGS, TEXAS (HS)

2024: Saw action in three games ... preserved a redshirt ... had one reception for five yards in the season opener ... also logged a rush for nine yards at Texas Tech.

Prior to UNT: Starred at Dripping Springs HS ... named an Honorable Mention All-State selection as a WR by the Texas Sports Writers Association ... earned First Team 26-6A honors ... was named a First Team All-Central Texas selection by the Austin American-Statesman ... had a strong senior season with 80 catches for 1,314 yards and 15 touchdown catches while also rushing for 301 yards on 25 carries for three touchdowns ... finished his career with 52 total touchdowns including 47 receiving TDs ... named to the Austin American-Statesman top-100 Central Texas prospects prior to the 2023 season ... was also a standout in track and field.

KOCH CAREER STATISTICS

RECEIVING

YEAR	G/GS	REC	YD	AVG	TD	LP/OPPONENT
2024	3/0	1	5	5.0	0	5/South Alabama (8/31/24)
CAREER	3/0	1	5	5.0	0	5/South Alabama (8/31/24)



69

RYAN KRUEGER

OL • 6-2 • 295 • R-FR. • RS
HURST, TEXAS (LD BELL HS)


2024: Did not play.

2023: Did not see game action ... preserved a redshirt.

High School: Prepped at LD Bell High School in Hurst, Texas under TJ Dibble ... Second Team 3-6A All-District selection.



PLAYERS



48

JAEDON LANGLEYDL • 6-3 • 293 • FR. • HS
FORT WORTH, TEXAS (BOSWELL HS)

2024: Saw action in two games ... preserved a redshirt ... made his lone tackle of the season against East Carolina.

Prior to UNT: Prepped at Boswell HS in Fort Worth ... posted 57 tackles with 12.0 TFLs and 5.0 sacks his senior season ... earned 3-6A First Team All-District honors in 2022 and 2023 ... was named a Second Team All-Area selection by the Ft. Worth Star-Telegram ... Named the 3-6A Newcomer of the year in 2021 ... a consensus three-star prospect ... rated as the No. 93 player in Texas and the No. 63 overall DL according to ESPN ... 247 ranks him as the No. 268 prospect in the state and No. 188 DL ... also plays basketball.

LANGLEY CAREER STATISTICS

DEFENSIVE									
YEAR	G/GS	UT	AT	TT	TFL-YD	QBS-YD	FF/FR	PBU	INT-YD
2024	2/0	0	1	1	0-0	0-0	0/0	0	0-0
CAREER	2/0	0	1	1	0-0	0-0	0/0	0	0-0



46

NATHAN LAPERIDL • 6-3 • 248 • FR. • HS
PLANO, TEXAS (PRESTONWOOD CHRISTIAN)

2024: Appeared in seven games as a true freshman ... totaled two tackles and a QBH on the season.

Prior to UNT: Prepped at Prestonwood Christian in Plano, Texas ... was a Second Team All-State selection by the Padilla Poll ... named to the TAPPS DI Academic All-State team ... earned TAPPS DI First Team All-District honors ... tallied 90 tackles in his high school career ... finished the 2023 season with 36 tackles, 16.0 TFLs and four sacks ... also had two forced fumbles and a PBU.

LAPERI CAREER STATISTICS

DEFENSIVE									
YEAR	G/GS	UT	AT	TT	TFL-YD	QBS-YD	FF/FR	PBU	INT-YD
2024	9/0	0	2	2	0-0	0-0	0/0	0	0-0
CAREER	9/0	0	2	2	0-0	0-0	0/0	0	0-0



58

MA'KYI LEEOL • 6-7 • 313 • JR. • TR.
METAIRIE, LOUISIANA (COFFEYVILLE/MISSOURI)

2024: Started the first three games of the season, while appearing in four games on the year.

Prior to UNT: Spent two seasons at Missouri ... did not see game action in 2023 ... redshirted in 2022 ... was a standout at Coffeyville CC in 2021 ... was ranked as the No. 5 JUCO OT by 247Sports prior to enrolling at Missouri ... prepped at East Jefferson HS in Louisiana ... was a First Team All-District selection as a senior ... rated as a three-star prospect by 247 and Rivals, where both services had him as a top-10 OT in the country.

LEE CAREER STATISTICS

OFFENSIVE	
YEAR	G/GS
2022 (MIZZ)	DNP
2023 (MIZZ)	DNP
2024	4/3
CAREER	4/3



25

KOLLIN LEWISCB • 5-11 • 193 • R-FR. • RS
GLADEWATER, TEXAS (HS)

2024: Played in 10 games, making one start ... posted 13 tackles, 1.0 TFL and a PBU on the season ... recorded three tackles in his first career start against Tulane ... had his best performance of the season with three tackles, a TFL and PBU at Memphis.

2023: Appeared in three games on the year ... preserved a redshirt ... made his career debut against UTSA ... posted his first career tackle in the season finale against UAB.


High School: Starred on both sides of ball for Gladewater High and coach Jonny Louvier ... honorable mention All-State honoree ... 37 tackles with one sack and two interceptions ... 12 total touchdowns ... 41 receptions for 693 yards ... 74 carries for 514 yards ... 1,541 all-purpose yards ... 28 receptions for 518 yards and three scores as a junior ... added 169 rushing yards with two touchdowns ... 21 tackles with one interception in 2021 ... 492 yards on 31 catches with five touchdowns during sophomore season ... 16 tackles with three PBU ... rated three stars by Dave Campbell's Texas Football ... earned three-star rating from On3 ... also played basketball and ran track

LEWIS CAREER STATISTICS

DEFENSIVE									
YEAR	G/GS	UT	AT	TT	TFL-YD	QBS-YD	FF/FR	PBU	INT-YD
2023	3/0	1	0	1	0-0	0-0	0/0	0	0-0
2024	10/1	7	6	13	1-2	0-0	0/0	1	0-0
CAREER	13/0	8	6	14	1-2	0-0	0/0	1	0-0



PLAYERS




76
DESMOND MAGIYA
OL • 6-5 • 310 • R-FR. • RS
MCKINNEY, TEXAS (HS)

2024: Appeared in eight games, primarily on special teams ... blocked for a UNT offensive unit which finished third in the country in total offense ... helped the Mean Green finish with the No. 6 passing offense in FBS.

2023: Appeared in two games on the year ... preserved a redshirt ... made his career debut on the road against Tulsa.

Prior to UNT: Prepped at McKinney High under coach Marcus Shavers ... helped team to 8-5 record and regional semifinals ... honorable mention all-state selection ... named first team all-district ... helped offense that averaged 435.5 yards and 38.5 points per game ... rated two stars by Dave Campbell's Texas Football.

MAGIYA CAREER STATISTICS	
OFFENSIVE	
YEAR	G/GS
2023	2/0
2024	8/0
CAREER	10/0



3
CASH MCCOLLUM
QB • 6-4 • 210 • FR. • HS
CHINA SPRING, TEXAS (HS)

2024: Did not see game action ... preserved a redshirt season.

Prior to UNT: Starred at China Spring HS in China Spring, Texas ... earned Second Team All-State honors by the Texas Sports Writers Association ... named the District 5-4A Most Valuable Player in both 2022 and 2023 ... earned District 14-4A Newcomer of the Year honors in 2021 ... was a First Team All-Super Centex selection 2023 by the Waco Tribune-Herald ... posted 3,154 passing yards and a school record 47 passing TDs his senior season ... also rushed for 443 yards and four touchdowns ... finished his career with 8,691 passing yards and 112 passing TDs to go along with 893 rushing yards and 12 rushing TDs ... helped lead China Spring to the 4A DI State Championship and was named the game's Offensive MVP his junior season ... named a Mr. Texas Football High School Player of the Week after throwing for nearly 400 yards against La Vega ... was one of 100 players named to the Mr. Texas Football Watch List ... named the 2022 Waco Tribune Super CenTex Offensive MVP in 2022 ... a consensus three-star prospect ... No. 247 player in Texas and No. 93 QB according to 247 ... On3 ranked him as the No. 261 player in Texas and No. 106 QB ... ranked as the #16 QB in Texas by Dave Campbell's ... ranked No. 7 on the Waco-Herald Tribune CenTex top 25 prospects list.



49
KAMDON MCFARLAND
S • 6-0 • 207 • SO. • RS
MANSFIELD, TEXAS (LAKE RIDGE HS)

2024: Appeared in 11 games ... posted 12 tackles on the season ... recorded four tackles in season opener at South Alabama ... had three tackles at Texas Tech.

2023: Did not see game action ... preserved a redshirt

High School: Played at Lake Ridge High School in Mansfield, Texas, under head coach Kirk Thor ... Was a versatile option on both sides of the ball, playing both WR and DB.

MCFARLAND CAREER STATISTICS									
DEFENSIVE									
YEAR	G/GS	UT	AT	TT	TFL-YD	QBS-YD	FF/FR	PBU	INT-YD
2023					DNP - Redshirted				
2024	11/0	6	6	12	0-0	0-0	0/0	0	0-0
CAREER	11/0	6	6	12	0-0	0-0	0/0	0	0-0



38
MAKENZIE MCGILL
RB • 5-9 • 196 • R-FR. • RS
MOUNT VERNON, TEXAS (HS)

2024: Appeared in all 12 games ... was an Honorable Mention All-AAC selection (College Football Network) ... was an Honorable Mention Earl Campbell Tyler Rose Player of the Week Honorable after his performance against Wyoming on Sept. 21 ... rushed for three touchdowns on six carries and 38 yards vs. Wyoming ... had 70 yards and a touchdown on five carries vs. Tulsa ... scored a touchdown on seven carries for 50 yards at Florida Atlantic ... ended the season with career-high 155 yards on the ground for two touchdowns at Temple.

2023: Did not see game action ... preserved a redshirt.

High School: Starred at Mount Vernon High for coach Brad Willard ... led team to 9-3 record as a senior ... owns every Mount Vernon season or career rushing record ... combined for 82 touchdowns in his final two high school seasons ... rushed for 2,557 yards and 35 touchdowns ... had 11 games with 100 or more yards ... 20 receptions for 382 yards and four scores ... also threw a pair of touchdowns ... finished season with more than 3,000 all-purpose yards ... back-to-back District MVP ... semifinalist for Mr. Texas Football ... two-time all-district honoree ... Smoaky.com first team All-East Texas ... academic all-district ... 2,154 yards and 37 touchdowns as a junior ... 448 receiving yards with five scores ... second team All-State ... also played basketball.

MCGILL CAREER STATISTICS						
RUSHING						
YEAR	G/GS	ATT	YD	AVG/A	TD	LP/OPPONENT
2023						DNP - Redshirted
2024	12/0	71	442	6.2	9	75/Tulsa (9/28/24)
CAREER	12/0	71	442	6.2	9	75/Tulsa (9/28/24)





PLAYERS



17

DREW MESTEMAKERQB • 6-4 • 210 • FR. • HS
AUSTIN, TEXAS (VANDEGRIFT HS)

2024: Appeared in four games as UNT's backup QB ... preserved a redshirt season ... finished the season 4 for 5 for 69 yards passing ... also rushed five times for 32 yards ... made career debut at Texas Tech, passing for 56 yards while rushing for 26 ... came in late vs. Wyoming and completed two passes for 13 yards.

Prior to UNT: Prepped at Vandegrift HS in Austin, Texas ... named a team captain prior to the season ... was a THSCA Honorable Mention Academic All-State selection ... earned Second Team All-District 25-6A honors as a punter Honorable Mention accolades as a safety ... also played safety defensively ... helped lead Vandegrift to the 25-6A district title for the sixth straight year in 2023.

MESTEMAKER CAREER STATISTICS

PASSING

YEAR	G/GS	CMP	ATT	PCT	YDS	INT	TD	EFF.	LP/OPPONENT
2024	4/0	4	5	80.0	69	0	0	195.9	49/TTU (9/14/24)
CAREER	4/0	4	5	80.0	69	0	0	195.9	49/TTU (9/14/24)



74

LARRY MOORE IIIOL • 6-6 • 297 • JR. • 1L
MISSOURI CITY, TEXAS (TEXAS TECH)

2024: Appeared in 11 games with six starts ... blocked for a UNT offensive unit which finished third in the country in total offense ... helped the Mean Green finish with the No. 6 passing offense in FBS.

2023: Saw action in all 12 games on the year, primarily on special teams.

Prior to UNT: Spent three seasons at Texas Tech ... did not see action in 2022 ... Made two appearances in 2021 and earned a redshirt ... saw snaps against FIU and Kansas ... did not play in 2020 ... prepped at Fort Bend Marshall in Missouri City, Texas for coach James Williams ... started at right tackle for a Fort Bend Marshall team that played in the 2019 5A DII State Championship ... the Buffaloes previously concluded the 2018 season at 15-1 overall after falling in the state title game that year ... earned First Team All-District 11-5A honors for his junior and senior season efforts ... helped push a Buffaloes offense that averaged 47.3 points per game and out-scored opponents, 757-305, on the year ... three-star prospect according to 247Sports, ESPN and Rivals ... rated as the No. 67 offensive tackle nationally by 247Sports

L. MOORE III CAREER STATISTICS

OFFENSIVE

YEAR	G/GS
2020 (TTU)	DNP
2021 (TTU)	2/0
2022 (TTU)	DNP
2023	12/0
2024	11/6
CAREER	35/0



27

MATTHEW MOORELB • 6-0 • 233 • R-FR. • RS
KILLEEN, TEXAS (ELLISON HS)

2024: Appeared in six games ... recorded two tackles on the season, both of which came vs. Tulsa.

2023: Did not see game action ... preserved a redshirt.

Prior to UNT: Prepped at Killeen Ellison High School for coach Danny Servance ... led team to 5-5 record in 2022 ... finished with 129 tackles, including 93 solo stops, as a senior ... added 17.0 TFL and 3.0 sacks with three PBU and one forced fumble ... two-time first team All-District selection ... honorable mention All-Smoaky team ... had 113 tackles as a junior with one forced fumble and two fumble recoveries ... honorable mention TSWA all-state in 2021 ... KWTX Classroom Champion ... team captain ... also a track standout.

M. MOORE CAREER STATISTICS

DEFENSIVE

YEAR	G/GS	UT	AT	TT	TFL-YD	QBS-YD	FF/FR	PBU	INT-YD
2023					DNP - Redshirted				
2024	6/0	1	1	2	1.0-1	0-0	0/0	0	0-0
CAREER	6/0	1	1	2	1.0-1	0-0	0/0	0	0-0



42

HAROLD NASH IIIS • 5-11 • 201 • SR. • TR
WEST BLOOMFIELD, MICHIGAN (MEMPHIS)

2024: Appeared in one game ... did not record a statistic.

Prior to UNT: Spent five seasons at Memphis ... appeared in 19 games in his career ... did not see action in 2023 ... played in seven games in 2022, primarily on special teams ... had one tackle on the year ... appeared in three games in 2021 ... played in nine contests in 2020 ... finished with a pair of tackles on the year ... redshirted in the 2019 season ... earned AAC All-Academic Team honors in 2019 and 2021 ... played his junior and senior seasons of high school at Orchard Lake St. Mary's Prep in Michigan ... was a member of the 2016 squad that finished 10-4 and won the Michigan High School Athletic Association DIII state championship ... also competed in track and field.


NASH III CAREER STATISTICS

DEFENSIVE

YEAR	G/GS	UT	AT	TT	TFL-YD	QBS-YD	FF/FR	PBU	INT-YD
2020 (UM)	9/0	2	0	2	0-0	0-0	0/0	0	0-0
2021 (UM)	3/0	0	0	0	0-0	0-0	0/0	0	0-0
2022 (UM)	7/0	0	1	1	0-0	0-0	0/0	0	0-0
2023 (UM)					DNP				
2024	1/0	0	0	0	0-0	0-0	0/0	0	0-0
CAREER	20/0	2	1	3	0-0	0-0	0/0	0	0-0



PLAYERS



67
BRAYDON NELSON
OL • 6-4 • 309 • FR. • HS
KILGORE, TEXAS (HS)

2024: Appeared in 11 games with 10 starts as a true freshman ... started at both right guard and left tackle ... blocked for a UNT offensive unit which finished third in the country in total offense ... helped the Mean Green finish with the No. 6 passing offense in FBS.

Prior to UNT: Was a standout on the OL at Kilgore HS ... named an Honorable Mention All-State selection by the Texas Sports Writers Association ... earned District 9-4A First Team All-District honors in back-to-back seasons ... was an Honorable Mention 4A All-State selection by the Texas Sports Writers Association in 2022 ... helped lead Kilgore to the district title in both 2021 and 2023 ... a part of the 2023 team that advanced to the 4A-DI Regional Quarterfinal ... also plays basketball and competes on the track and field team ... placed fifth in the Texas 4A State meet in discus in 2022.

BRA. NELSON CAREER STATISTICS

OFFENSIVE	
YEAR	G/GS
2024	11/10
CAREER	11/10



4
BRIAN NELSON II
CB • 6-0 • 191 • R-FR. • RS
PEARLAND, TEXAS (SHADOW CREEK HS)


2024: Saw action in 11 games with eight starts ... was a First Team All-AAC selection by College Football Network ... led UNT and closed the regular season tied for second in the AAC with four interceptions ... recorded an interception, TFL and eight tackles at Texas Tech ... picked up a TFL at Memphis ... had an interception and fumble recovery vs. Army ... picked off a ball at UTSA ... closed the regular season and sealed the win with an interception at Temple.

2023: Appeared in four games on the year ... preserved a redshirt ... finished the year with six tackles and three PBUs ... made his career debut on the road against LA Tech ... finished with four tackles, three of which were solo stops, against SMU ... posted a pair of tackles while also finishing with three PBUs at Tulsa.

High School: Standout player at Shadow Creek HS in Pearland, Texas under head coach Brad Butler ... rated as a three-star prospect by 247Sports ... First Team All-District 23-6A selection ... returned an interception 28 yards for a touchdown in a win over Bridgeland ... racked up seven interceptions and broke up four passes in 12 games his senior season.

NELSON II CAREER STATISTICS

DEFENSIVE										
YEAR	G/GS	UT	AT	TT	TFL-YD	QBS-YD	FF/FR	PBU	INT-YD	
2023	4/0	4	2	6	0-0	0-0	0/0	3	0-0	
2024	11/8	43	7	50	2.0-5	0-0	0/0	2	4-70	
CAREER	15/8	47	9	56	2.0-5	0-0	0/0	5	4-70	



40
KALI NGUMA
K • 5-10 • 187 • R-FR. • RS
MISSION, TEXAS (SHARYLAND HS)


2024: Appeared in all 12 games as the starting kicker ... named AAC Special Teams Player of the Week on Oct. 12 ... was a perfect 51-of-51 on PAT attempts ... converted 11-of-16 field goals attempted ... had a streak of nine consecutive made FGs, tied for the fourth-longest streak in the FBS era in program history ... made the longest field of career, a 46-yarder at Florida Atlantic ... hit three field goals vs. Wyoming.

2023: Did not see game action ... preserved a redshirt.

High School: Prior to UNT: Prepped at Sharyland High School in Mission, Texas ... played for coach Craig Krell ... helped team to 7-5 record ... Converted 27 field goals in high school ... scored 202 total points ... also served as team's punter ... averaged 38.0 yards per punt as a senior ... had 14 punts downed inside the 20 ... averaged 41 yards per punt as a junior with a long of 69 yards ... rated five stars by Kohl's Kicking ... No. 36 rated kicker nationally ... three-time all-district ... all-state honoree ... owns school record with 53-yard field goal ... also punted in high school ... competed at National Invitational Scholarship Camp and the Kohl's Texas Showcase ... selected to RGV All-Star Game ... also played soccer.

NGUMA CAREER STATISTICS

PLACE KICKING							
YEAR	G	PAT-ATT	PCT.	FG-ATT	PCT	TP	LONG
2023				DNP - Redshirted			
2024	12	51-51	1.000	11-16	.686	84	46/at FAU (10/12/24)
CAREER	12	51-51	1.000	11-16	.686	84	46/at FAU (10/12/24)



32
CASE PEACOCK
WR • 6-1 • 188 • FR. • HS
PONDER, TEXAS (HS)

2024: Did not see game action ... preserved a redshirt season.

Prior to UNT: Was a standout at Ponder High School ... named to the THSCA 3A Elite Team and the Utility Player of the Year ... earned Denton Record Chronicle's High School Offensive Player of the Year honors in 2023 ... was a First Team All-District honoree as both a WR and a DB ... finished his career with over 3,700 receiving yards and 44 touchdowns ... tallied over 1,000 yards receiving each season at Ponder ... posted 52 catches for 1,011 yards with 16 touchdowns his senior season ... had his most productive year as a junior with 102 catches for 1,559 yards and 17 touchdowns in just 10 games in 2022 ... also played basketball.





PLAYERS



50

RAMON PERNAS

DL • 6-5 • 234 • FR. • HS
TOMBALL, TEXAS (HS)

2024: Did not see game action ... preserved a redshirt.

Prior to UNT: Prepped at Tomball HS ... was a First Team All-District 15-6A selection after his senior season ... tallied 73 tackles with 9.0 TFLs and 8.0 sacks his senior season ... was also productive in 2022, producing 67 tackles, 11.0 TFLs and a pair of sacks as a junior.



72

LANDON PETERSON

OL • 6-6 • 295 • SR. • TR
ODESSA, TEXAS (TEXAS TECH)

2024: Saw action in 10 games with 10 starts ... was an Honorable Mention All-AAC selection (Coaches) ... blocked for a UNT offensive unit which finished third in the country in total offense ... helped the Mean Green finish with the No. 6 passing offense in FBS.

Prior to UNT: Spent five seasons at Texas Tech ... appeared in 35 games with the Red Raiders in his career with nine starts ... graduated from Texas Tech with a degree in sports management ... saw action in 11 games in 2023 ... started in the first eight games of the year in 2022 at RG before suffering a season-ending injury against Baylor ... was a 2022 Honorable Mention All-Big 12 selection ... credited with playing in 538 offensive snaps by PFF, which ranked eighth on the team overall ... allowed only one sack and 16 total pressures out of 352 opportunities according to PFF, finishing with a 97.6 pass blocking efficiency ... appeared in seven games with one start in 2021 ... key backup on the offensive line and also a member of the field goal protect unit ... earned his first career start versus Kansas ... saw action in nine games in 2020 either on special teams or as a reserve on the offensive line ... made one appearance against UTEP in 2019 ... preserved a redshirt ... attended Permian High School in Odessa, Texas ... helped lead Permian to an 8-4 record as a senior and an appearance in the Class 6A area round ... named a unanimous first team All-District 2-6A selection as a senior ... collected second team All-District honors his junior year ... was named a three-star prospect according to 247Sports, ESPN and Rivals ... ranked as the No. 66 OL in the 2019 class by 247Sports.

PETERSON CAREER STATISTICS

OFFENSIVE

YEAR	G/GS
2020 (TTU)	9/0
2021 (TTU)	7/1
2022 (TTU)	8/8
2023 (TTU)	11/0
2024	10/10
CAREER	45/19




59

CHRISTIAN PETTWAY

OL • 6-6 • 265 • FR. • HS
LINDALE, TEXAS (HS)

2024: Did not see game action ... preserved a redshirt.

Prior to UNT: Prepped at Lindale HS ... helped lead Lindale to a 7-5 record with a 5-1 mark in district player and an appearance in the Area round in the 4A-DI state playoffs in 2023 ... also helped the Eagles reach the regional semifinal in 2022 ... rated as a three-star prospect by 247 ... ranked as the No. 288 player in Texas and No. 151 OT ... also competed in track and field.



31

SHANE PORTER

RB • 5-10 • 186 • JR. • TR
FRIENDSWOOD, TEXAS (KANSAS STATE)

2024: Appeared in all 12 games with 10 starts ... was an Honorable Mention All-AAC selection (College Football Network) ... led team in rushing with 643 yards on 95 carries for five touchdowns ... scored his first touchdown of the season on a 12-yard rush at Texas Tech ... carried the ball 13 times for 120 yards vs. Wyoming ... put up 75 rushing yards on 13 carries and scored a touchdown at Memphis ... posted career-high 193 rushing yards for three touchdowns at UTSA.

Prior to UNT: Spent three years at Kansas State ... saw action in 24 games across two full seasons with the Wildcats ... played in 11 games in 2023 ... was a critical member of the KSU special teams unit ... blocked a punt and recorded his first career punt return for 11 yards against Texas ... saw action in 13 games in 2022 ... was an Academic All-Big 12 selection ... posted six tackles on special teams on the year ... recorded his first career tackle at Iowa State ... had a pair of tackles in the Big 12 Championship game win over TCU ... posted two tackles in the Sugar Bowl versus Alabama ... redshirted in 2021 ... prepped at Clear Brook HS under head coach Lupe Florez ... totaled 29 receptions for 560 yards and eight touchdowns as a senior... also played quarterback, throwing for 1,565 yards and eight scores over the final two years of his career, while he rushed for 300 yards on 63 carries over his junior and senior seasons... earned First Team All-District honors as a wide receiver during his junior year, a season in which he was named the team's offensive MVP ... also played basketball and competed in track and field.

PORTER CAREER STATISTICS

DEFENSIVE/SPECIAL TEAMS

YEAR	G/GS	UT	AT	TT	TFL-YD	QBS-YD	FF/FR	BLK	PR-YD
2022 (KSU)	13/0	1	3	4	0-0	0-0	0/0	0	0-0
2023 (KSU)	11/0	0	0	0	0-0	0-0	0/0	1	1-11
CAREER	24/0	1	3	4	0-0	0-0	0/0	1	1-11

PORTER CAREER STATISTICS

RUSHING

YEAR	G/GS	ATT	YD	AVG/A	TD	LP/OPPONENT
2024	12/10	95	643	6.8	5	79/at UTSA (11/15/24)
CAREER	12/10	95	643	6.8	5	79/at UTSA (11/15/24)



73
MATTHEW REED
OL • 6-4 • 281 • FR. • HS
LITTLE ELM, TEXAS (BRASWELL HS)

2024: Did not see game action ... preserved a redshirt season.

Prior to UNT: Prepped at Braswell High School ... named a 5-6A Third Team All-District selection in 2023 on the defensive line ... posted 18 total tackles with four TFLs, two sacks and four QB pressures in five games his senior season.



20
NICK REMPERT
WR • 6-1 • 192 • SR. • TR
BATAVIA, ILLINOIS (TYLER JC/TULSA)

2024: Appeared in 11 games with three starts ... caught 11 passes for 127 yards and a touchdown ... had a season-high five catches for 31 yards against Wyoming ... brought in two receptions for 38 yards and a touchdown at Florida Atlantic.

Prior to UNT: Spent two seasons at Tulsa from 2022-23 ... saw action in 20 games ... totaled 10 receptions for 103 yards and one touchdown ... long reception of 40 yards ... played two seasons (2020-21) at Tyler Junior College ... had 10 receptions for 197 yards in the 2020 season ... was a three-star prospect by 247Sports ... Began his collegiate career at Northern Illinois in 2019 as a defensive back ... Prepped at Batavia (Ill.) High School ... caught 28 passes for 380 yards, a 13.6 average and five scores as a senior.

REMPERT CAREER STATISTICS

RECEIVING						
YEAR	G/GS	REC	YD	AVG	TD	LP/OPPONENT
2022 (TU)	9/0	1	3	3.0	0	3/Houston (11/26/22)
2023 (TU)	11/0	9	100	11.1	1	40/UNT (11/18/23)
2024	11/3	11	127	11.5	1	40/Tulsa (9/28/24)
CAREER	31/3	23	230	10.0	2	40/Tulsa (9/28/24)



3
JACE RUDER
LB • 6-2 • 237 • SR. • 2L
NORTON, KANSAS (NORTH CAROLINA)

2024: Appeared in all 12 games, primarily on special teams ... recorded six tackles on the season ... put up season-high three tackles vs. Wyoming ... recorded his first career tackle for loss in the regular season finale against Temple.

2023: Made the transition from QB to LB ... appeared in three games on the year ... missed the final half of the season due to injury.

2022: Did not see action

2021: Played in eight games and started the first four games of season ... Completed 53 of 98 passes for 571 yards, three touchdowns and five interceptions with 25 rushes for 68 yards ... Completed one of two passes for 14 yards with three rushes for 20 yards at FIU on 11/20 ... Completed one attempt for 13 yards with a rush for three yards against Marshall on 10/15 ... Completed three of ten passes for 13 yards with two rushes for eight yards at Louisiana Tech on 9/25 ... Completed six of 13 passes for 34 yards, a touchdown and an interception with six rushes for -1 yard against UAB on 9/18 ... Completed 32 of 51 passes for 366 yards, a touchdown and two interceptions with ten rushes for 15 yards at SMU on 9/11 ... Completed ten of 21 passes for 131 yards, a touchdown and two interceptions with three rushes for 23 yards against Northwestern State on 9/04

Prior to UNT: Played three seasons at North Carolina ... saw action in six games from 2018-20 ... Saw snaps against Syracuse, Duke and Western Carolina in 2020 as the backup quarterback ... Played in only two games in 2019 before suffering a season-ending injury ... Redshirted the 2018 season ... prepped at Norton (Kansas) High School ... Four-star prospect who is ranked No. 12 nationally as a dual-threat quarterback and No. 190 overall by Rivals ... Rated as the No. 317 player in the country, the No. 16 dual-threat quarterback and the No. 1 player in Kansas by the 247Sports composite ... Considered the No. 23 quarterback and the top player in Kansas by ESPN.com ... Threw for 1,232 yards and 13 TDs and ran for 1,032 yards and 15 scores as a senior

RUDER CAREER STATISTICS

PASSING										
YEAR	G/GS	CMP	ATT	PCT	YDS	INT	TD	EFF.	LP/OPPONENT	
2018 (UNC)	1/0	4	5	80.0	80	0	1	280.4	44/GT (11/3/18)	
2019 (UNC)	2/0	1	2	50.0	7	0	0	79.4	7/Wake (9/13/19)	
2020 (UNC)	3/0	2	3	66.7	11	0	0	97.5	8/Syracuse (9/12/20)	
2021	8/4	53	98	54.1	571	5	3	102.9	45/SMU (9/11/21)	
2022									DNP	
CAREER	14/4	60	108	55.6	669	5	4	130.9	45/SMU (2021)	

RUSHING

YEAR	G/GS	ATT	YD	AVG/A	TD	LP/OPPONENT
2018 (UNC)	1/0	3	21	7.0	0	13/GT (11/3/18)
2019 (UNC)	2/0	4	22	5.5	0	22/Wake Forest (9/13/19)
2020 (UNC)	3/0	4	-3	-0.8	0	7/Duke (11/7/20)
2021	8/4	25	68	2.7	0	13/Northwestern St. (9/4/21)
2022						DNP
CAREER	14/4	36	108	3.0	0	22/Wake Forest (2019)

DEFENSIVE

YEAR	G/GS	UT	AT	TT	TFL-YD	OBS-YD	FF/FR	PBU	INT-YD
2023	3/0	0	0	0	0-0	0-0	0/0	0	0-0
2024	12/0	4	2	6	1.0-2	0-0	0/0	0	0-0
CAREER	15/0	4	2	6	1.0-2	0-0	0/0	0	0-0



PLAYERS



93

JHEISON SAUNDS

DL • 6-5 • 265 • JR. • TR
PATERSON, NEW JERSEY (MERCYHURST)

2024: Did not see game action.

Prior to the UNT: Spent two seasons at Mercyhurst ... did not appear in game action ... prepped at Zebulon B Vance High School.



45

ZHAIYLEN SCOTT


DL • 6-1 • 236 • FR. • HS
CEDAR HILL, TEXAS (HS)

2024: Saw action in four games as a true freshman ... preserved a redshirt season ... recorded two tackles .. had a tackle vs Army.

Prior to UNT: Starred at Cedar Hill HS under head coach Nick Ward ... was named the 11-6A Utility Player of the Year in 2023 ... finished his junior season with 121 tackles with 22 TFLs and 11 sacks ... First Team All-11-6A selection ... also played RB where he led Cedar Hill with nine rushing touchdowns in 2023 ... helped lead the Longhorns to the 6A-II State Championship game in 2020 ... ranked no. 73 on the Dallas Morning News Top-100 Dallas area prospects ... rated as a three-star prospect by 247, On3 and Dave Campbell's ... No. 227 player in Texas and No. 102 ranked edge by 247 ... On3 tabs him as the No. 284 player in Texas and No. 150 ranked edge rusher ... ranked No. 73 on the Dallas Morning News SportsDay Top-100.

SCOTT CAREER STATISTICS

DEFENSIVE								
YEAR	G/GS	UT	AT	TT	TFL-YD	QBS-YD	FF/FR	QBH
2024	4/0	1	1	2	0-0	0-0	0/0	1
CAREER	4/0	1	1	2	0-0	0-0	0/0	1



9

JAKE SHIPLEY

DL • 6-3 • 260 • SR. • TR
INDIO, CALIFORNIA (OREGON)

2024: Saw action in 11 games with nine starts ... recorded 23 tackles and 2.5 TFL ... picked up two sacks on the year ... put up two tackles and 0.5 TFL vs. SFA ... had two tackles at Texas Tech and vs. Tulsa ... posted two tackles and a TFL vs. Tulane ... had a season-best five tackles at UTSA and vs. East Carolina ... finished the regular season with two tackles and a sack at Temple.

Prior to UNT: Spent four years at Oregon ... saw action in 31 across three seasons while making a pair of starts ... appeared in all 13 games for the Ducks in 2023 with two starts ... finished the season with seven tackles, 1.5 TFLs and a QB hurry ... posted a TFL in a road win at Stanford ... had two tackles and 0.5 TFL at Utah ... produced a QB hurry against Washington State ... saw action in 11 games in 2022, primarily on special teams ... recorded five tackles and two QB hurries ... had a pair of tackles in a win over Stanford ... appeared in seven games as a freshman in 2021 ... finished with three tackles, all coming in a win over Stony Brook ... did not see game action in 2020, preserving a redshirt ... prepped at Shadow Hills HS in California ... was a consensus three-star prospect ... was tabbed as the No. 2 DE in California and No. 51 prospect in the state by ESPN ... rated as the No. 42 strong side DE in the nation by 247 ... earned PrepStar All-Western Region honors ... was named to the All-Desert Sun team by the Palm Springs Desert Sun as a senior and a junior ... recorded 8.5 sacks and 12.5 TFLs while making 48 tackles in 2019 ... also had three forced fumbles, three fumble recoveries and a blocked FG ... was an All-CIF Southern Section Division 10 selection as a junior ... received First Team All-Desert Empire League recognition ... finished with 13 TFLs, four sacks and 73 tackles in 2019 ... also played WR where he caught 14 passes for 192 yards and a pair of TDs.

SHIPLEY CAREER STATISTICS

DEFENSIVE									
YEAR	G/GS	UT	AT	TT	TFL-YD	QBS-YD	FF/FR	QBH	INT-YD
2021 (ORE)	7/0	1	2	3	0-0	0-0	0/0	0	0-0
2022 (ORE)	11/0	2	3	5	0-0	0-0	0/0	2	0-0
2023 (ORE)	13/2	3	4	7	1.5-4	0-0	0/0	1	0-0
2024	11/9	12	11	23	1.5-10	2.0-14	0/0	4	0-0
CAREER	42/11	18	20	38	3.0-10	2.0-14	0/0	7	0-0

PLAYERS



PLAYERS




21
KIEFER SIBLEY
RB • 5-9 • 173 • FR. • HS
WACO, TEXAS (CONNALLY HS)

2024: Appeared in seven games with one start as a true freshman... rushed for 186 yards on 41 carries ... scored first career touchdown on a nine-yard reception vs. Tulsa ... picked up first start of career vs. Tulane.

Prior to UNT: Was a standout at Connally HS in Waco, Texas ... was named the District 11-4A Most Valuable Player in both his junior and senior seasons ... was a Second Team All-Super Centex selection 2023 by the Waco Tribune-Herald ... put up over 2,000 yards of total offense with 26 touchdowns in just nine games as a senior ... rushed 158 times for 1,874 yards with 24 rushing TDs in 2023 ... averaged over 12.0 yards per carry in his final two seasons ... was named the 4A Built Ford Tough Texas HS Football Player of the Week after running for 356 yards on 27 carries with six touchdowns against La Vega ... named a finalist for the Texas HS Football 4A RB of the Year ... ranked as a three-star prospect by Dave Campbell's, On3, 247 and Rivals ... DCTF tabbed him as the No. 14 RB in Texas ... tabbed as the 177 player in Texas and No. 95 RB in the nation by On3 composite ... 247 composite has him as the No. 97 RB in the nation and No. 197 in Texas ... ranked as the No. 4 prospect on the Waco Tribune-Herald's CenTex top-25 list ... also runs track and is on the basketball team.

SIBLEY CAREER STATISTICS

RUSHING						
YEAR	G/GS	ATT	YD	AVG/A	TD	LP/OPPONENT
2024	7/1	41	186	4.5	0	19/Tulsa (9/28/24)
CAREER	7/1	41	186	4.5	0	19/Tulsa (9/28/24)



22
LANDON SIDES
WR • 5-11 • 191 • SO. • 1L
DENTON, TEXAS (GUYER HS)


2024: Saw action in 11 games with two starts ... caught 19 passes for 191 yards ... posted a season-best five catches for 22 yards against Wyoming ... had a season-high 61 yards on three receptions at Memphis.

2023: Saw action in 11 games on the year with a pair of starts ... finished the year with 30 catches for 363 yards and four TDs ... had at least one catch in every game he appeared in ... made his career debut and caught his first pass for five yards on the road against FIU ... had five catches for 61 yards against ACU ... finished with four catches for 25 yards and his first career TD at Tulane ... had four catches for 47 yards while also returning a pair of punts against UTSA ... caught a TD pass in the road win over Tulsa ... posted his best game of the season in the finale against UAB with six catches for 100 yards and a pair of TDs.

High School: Prepped at Denton Guyer High for coach Reed Heim ... led team to 14-1 record, including 7-0 in district as a senior ... helped team average 46 ppg ... finished the season with 60 receptions for 1,358 yards and 16 touchdowns ... multiple touchdowns in six games ... set Guyer single-season record for receiving yards ... season-high 183 yards on five catches and two TD against McKinney ... All-State honoree ... first team all-district selection ... Dallas Morning-News All-Area pick ... 14 catches for 295 yards and four scores during his junior season in 2021 ... rated three stars by 247 Sports ... Also competes in track and field ... Ran junior 100-meter times of 10.54 and 10.98 in Spring 2022 ... Texas 6A regional qualifier in the 300 hurdles (38.52PR) ... long jumped 22-9.5 and triple jumped 42-1 ... rated three stars by Dave Campbell's Texas Football ... earned three stars from 247 Sports ... No. 228 in Texas ... three-star prospect according to On3 ... No. 100 in Texas

SIDES CAREER STATISTICS

RECEIVING						
YEAR	G/GS	REC	YD	AVG	TD	LP/OPPONENT
2023	11/2	30	363	12.1	4	39/Abilene Christian (9/30/23)
2024	11/2	19	191	10.1	0	37/at Memphis (10/19/24)
CAREER	22/4	49	554	11.3	4	39/Abilene Christian (9/30/23)



44
KADE SINK
LB • 6-1 • 231 • R-FR. • RS
FRIENDSWOOD, TEXAS (BAY AREA CHRISTIAN)

2024: Did not appear in game action.

2023: Did not see game action ... preserved a redshirt.

High School: Played linebacker and tight end for Bay Area Christian in League City, Texas for coach Les Rainey ... led team to 9-4 record a senior ... 116 tackles with five sacks and 12 tackles for loss in 2022 ... added one safety and two interceptions ... 23 receptions for 340 yards with four scores ... also rushed 10 times for 90 yards with a touchdown ... three-time all-state ... honored on all-state team as both a linebacker and tight end ... also competed in wrestling and track.





PLAYERS



22

JAYDON SMITH

S • 6-0 • 192 • FR. • HS
INGLESIDE, TEXAS (HS)

2024: Did not appear in game action ... preserved a redshirt.

Prior to UNT: Prepped at Ingleside HS in Ingleside, Texas ... earned Academic All-State selection ... named to the THSCA 4A Super Elite team ... named the District 2-4A Most Valuable Player ... landed on the Dave Campbell's Texas Football Whataburger Super Team ... named a finalist for the Texas HS Football 4A WR of the Year ... tied the single-season high school national record with 39 touchdown catches in 2023 ... posted 1,789 receiving yards on 82 catches his senior season ... ranked as a three-star prospect by On3, 247, Dave Campbell's and ESPN ... On3 ranks him as the No. 144 player in Texas and No. 118 WR ... ranked as the No. 110 player in Texas and No. 65 athlete by 247 ... Dave Campbell's tabs him as the No. 94 player in the state and the No. 15 WR in Texas ... also a standout on the track and field team where he was a regional qualifier in the high jump, triple jump and long jump.



36

JAYLEN SMITH

LB • 5-11 • 230 • JR. • 3L
HAMILTON, ONTARIO (ST. THOMAS MORE)

2024: Played and started in all 12 games as an outside linebacker ... named a DCTF Second Team All-Texas selection ... picked up Third Team All-AAC honors ... led team in tackles with 97 ... finished the regular season third in the AAC in tackles ... posted career highs in tackles, TFLs and passes defended ... had eight tackles and five QBH vs. SFA ... recorded nine tackles and 1.5 TFL at Texas Tech ... posted five tackles and 1.5 TFL vs. Tulsa ... finished with eight tackles, 1.5 TFL and a PBU at Florida Atlantic ... had 10 tackles and a TFL vs. Tulane ... posted 10 tackles vs. Army ... had a career-high 16 tackles vs. East Carolina.

2023: Appeared in 12 games on the year with four starts ... posted 25 tackles, 3.0 TFLs, 0.5 sacks, a forced fumble and an interception ... had a strong performance in the season opener with nine tackles, 1.5 TFLs, a forced fumble and a QBH ... finished with three tackles including a TFL as well as an INT on the road against FIU ... registered three tackles against ACU ... had a 0.5 sack in the finale vs. UAB.

2022: Played in all 14 games, primarily on special teams ... 15 tackles and 2.0 TFL ... had tackles in eight different games ... two tackles and TFL against Texas Southern ... two tackles at UTSA ... had four tackles and a TFL against FIU

2021: Totaled 14 tackles over 13 appearances, mostly on special teams ... led UNT with 12 special teams tackles on the season ... had two tackles against UTSA ... had three tackles at FIU ... had two tackles against UTEP... had a tackle at Southern Miss ... had a tackle at Rice... had a tackle against Liberty ... had two tackles at Louisiana Tech ... had a tackle against Northwestern State.

High School: Prepped at St. Thomas More in Oakdale, Connecticut ... spent junior season at IMG Academy in Bradenton, Fla.

JAYLEN SMITH CAREER STATISTICS

DEFENSIVE

YEAR	G/GS	UT	AT	TT	TFL-YD	QBS-YD	FF/FR	PBU	INT-YD
2021	13/0	8	6	14	0-0	0-0	0/0	0	0-0
2022	14/0	7	8	15	2.0-2	0-0	0/0	0	0-0
2023	12/4	16	9	25	3.0-7	0.5-3	1/0	1	1-0
2024	12/12	41	56	97	7.5-17	0-0	0/0	2	1-6
CAREER	51/16	72	79	151	12.5-26	0.5-3	1/0	3	2-6



91


KEITH SMITH JR.

DL • 6-2 • 252 • R-FR. • RS
DALLAS, TEXAS (SOUTH OAK CLIFF HS)

2024: Did not see game action.

2023: Did not see game action ... preserved a redshirt.

High School: Starred for powerhouse South Oak Cliff in Dallas for coach Jason Todd ... helped team to 13-3 record and second-straight state title ... first team All-State ... 81 tackles, 25.0 TFL and 12.0 sacks as a senior ... forced two fumbles and recovered three fumbles ... first team all-district ... As a junior, registered 64 tackles, 19 TFL, five sacks, two forced fumbles, and three recoveries ... Helped South Oak Cliff to a 15-1 record and the Texas 5A D-II state championship ... rated three stars by ESPN ... No. 231 in Texas ... No. 94 defensive tackle in US ... earned three-star rating from 247 Sports ... No. 203 in Texas ... No. 131 defensive lineman nationally ... three-star ranking from Dave Campbell's Texas Football ... rated three stars by On3



70

ISAAC SOHN

OL • 6-5 • 297 • R-FR. • RS
ALEDO, TEXAS (HS)

2024: Did not appear in game action.

2023: Did not see game action ... missed the entire season due to injury ... preserved a redshirt.

Prior to UNT: Anchored the offensive line at Aledo High for coach Tim Buchanan ... helped team to 15-2 record as a senior ... team won 2022 state championship ... second team All-State ... First Team Academic All-State ... First Team All-District selection ... rated three stars by 247 Sports ... No. 270 in Texas ... No. 125 interior offensive lineman in the country ... rated three stars by On3 ... No. 224 in Texas ... No. 103 offensive tackle nationally ... rated three stars by Dave Campbell's Texas Football ... No. 7 offensive tackle in Texas ... primarily played left tackle as a junior ... helped Aledo to a Texas 5A D-II third-round playoff appearance ... also threw the shot put and played basketball.



PLAYERS



17
TAYLOR STARLING
CB • 5-9 • 173 • R-FR. • RS
DALLAS, TEXAS (SOUTH OAK CLIFF HS)

2024: Appeared in all 12 games with four starts ... finished the year with four pass breakups ... recorded 19 tackles ... put up 1.5 TFL ... had a PBU and three tackles at Texas Tech ... recorded a TFL in the contest against Army.

2023: Saw action in four games on the year with one start ... preserved a redshirt ... made his career debut on the road against LA Tech ... had his first career start against ACU ... recorded a tackle that was a TFL in the season finale against UAB.

High School: Prepped at South Oak Cliff for coach Jason Todd ... helped team to 13-3 record and second-straight state title ... 74 tackles with three interceptions and three PBU as a senior ... first team All-District honoree ... rated three stars by 247 Sports ... No. 78 in Texas ... No. 59 corner nationally ... earned three-star rating from ESPN ... No. 176 in Texas ... No. 94 at corner in the country ... rated three stars by Dave Campbell's Texas Football ... No. 86 in Dallas Morning-News Top 100 for Class of 2023 ... three stars by On3 ... Played multiple DB spots and got limited offensive snaps at receiver as a junior ... 51 tackles with two interceptions in 2021 ... Helped South Oak Cliff to a 15-1 record and the Texas 5A D-II state title ... ran a 10.49 100 at the Texas 5A Region II meet in April 2022.


STARLING CAREER STATISTICS									
DEFENSIVE									
YEAR	G/GS	UT	AT	TT	TFL-YD	QBS-YD	FF/FR	PBU	INT-YD
2023	4/1	1	0	1	1-1	0-0	0/0	0	0-0
2024	12/4	12	7	19	1.5-1	0-0	0/0	4	0-0
CAREER	16/5	13	7	20	2.5-2	0-0	0/0	4	0-0



34
LANE STEWART
WR • 6-0 • 180 • FR. • HS
ARGYLE, TEXAS (HS)

2024: Did not see game action ... preserved a redshirt.

Prior to UNT: Starred at local Argyle High School ... earned Second Team All-District 3-5A honors ... finished his senior season catching 30 passes for 459 yards and five touchdowns in just eight games ... also rushed for 184 yards and a pair of scores ... tallied eight touchdowns in his career with the Eagles.



16
GABE STROUD
CB • 5-10 • 188 • FR. • HS
WHITEHOUSE, TEXAS (HS)

2024: Appeared in three games as a true freshman ... preserved a redshirt season ... recorded five tackles on the season ... had a career-high four tackles vs. Tulsa.

Prior to UNT: Prepped at Whitehouse HS ... was named an 8-5A First Team All-District selection ... finished 2023 with 36 tackles, three interceptions, three PBUs, two TFLs and a forced fumble ... was also a dynamic kick returner with 264 return yards and a touchdown on just 12 total returns ... rated as a three-star prospect by On3 ... No. 192 player in Texas ... No. 150 CB ... ranks as a three-star prospect by 247 ... No. 189 player in Texas and No. 137 CB ... also competes on the track and field team.

STROUD CAREER STATISTICS									
DEFENSIVE									
YEAR	G/GS	UT	AT	TT	TFL-YD	QBS-YD	FF/FR	PBU	INT-YD
2024	3/0	3	2	5	0-0	0-0	0/0	0	0-0
CAREER	3/0	3	2	5	0-0	0-0	0/0	0	0-0





PLAYERS



5

RIDGE TEXADA

CB • 5-8 • 179 • SR. • 3L

FRISCO, TEXAS (MCNEESE STATE)

2024: Appeared and started in all 12 games ... received Third Team All-AAC honors ... named to the Shrine Bowl 1000 Watch List ... finished his career with as UNT's all-time career leader in pass breakups and passes defended ... led team with eight pass breakups ... tied for third in AAC in pass breakups ... had an interception and two PBU vs. SFA ... three tackles and two PBU vs. Wyoming ... four tackles vs. Tulsa ... two tackles and 0.5 TFL at Florida Atlantic ... three tackles, a TFL and a PBU at Memphis ... four tackles vs. Tulane ... five tackles vs. Army ... three tackles, a forced fumble and a PBU vs. East Carolina ... five tackles and a pass breakup in the regular season finale at Temple.

2023: Earned Honorable Mention All-AAC honors (CFN) ... was named to the Bronco Nagurski Trophy watch list ... named to the Shrine Bowl 1000 ... was a preseason First Team All-Texas selection by Dave Campbell's ... named the preseason AAC Best Cover Corner by Lindy's ... a preseason First Team All-AAC selection (Phil Steele, Lindy's, CFN) ... was a preseason Second Team All-Conference selection (Athlon) ... appeared in 12 games with nine starts on the year ... posted 34 tackles, 3.0 TFLs, an INT and seven PBUs on the year ... had four tackles, a TFL and a PBU in the season opener against Cal ... finished with a tackle, a QB hurry and a PBU against ACU ... had a season-high six tackles to go along with a TFL and an INT in the win over Temple ... finished with five tackles, a TFL and a PBU at SMU ... posted four tackles and a pair of PBUs at Tulsa.

2022: Played in 14 games with 12 starts ... First Team All-CUSA (Coaches, PFN) ... Third Team All-CUSA (PFF, Phil Steele) ... PFN Cornerback of the Year ... C-USA Defensive Player of the Week (10/3/22) ... 43 tackles and three interceptions on the year ... had three TFL ... led CUSA with 15 PBU ... four tackles at UTEP ... three tackles against SMU ... two PBU at Memphis ... four tackles and two interceptions against Florida Atlantic ... had four PBU in the game ... totaled 118 return yards and one touchdown against the Owls ... six tackles and a pick at UTSA ... three stops and a TFL at WKU ... six tackles against Rice ... three tackles in CUSA Championship game ... three tackles in Frisco Bowl against Boise State

2021: Played in 13 games with three starts ... Had 19 tackles, a TFL and two pass breakups ... Made a tackle at FIU on 11/20 ... Made six tackles and a pass breakup against UTEP on 11/13 ... Made three tackles at Southern Miss. on 11/6 ... Made seven tackles and a TFL at Rice on 10/30 in his first start of season ... Made a pass breakup against Liberty on 10/23 ... Made a tackle at Missouri on 10/9 ... Made a tackle at Northwestern State on 9/04

Prior to UNT: Played in seven games with one start as a corner at McNeese State in 2020 ... Finished with 10 tackles ... Season-best three tackles at Southeastern Louisiana on March 6 ... Played at Frisco Centennial High School for coach Matt Webb ... First Team All-District at both cornerback and wide receiver ... Led Frisco Centennial in receiving (437 yards) and total eight touchdowns (six receiving and two rushing) ... also picked off four passes

TEXADA CAREER STATISTICS

DEFENSIVE

YEAR	G/GS	UT	AT	TT	TFL-YD	QBS-YD	FF/FR	PBU	INT-YD
2020 (MSU)	7/1	9	1	10	0-0	0-0	0/0	0	0-0
2021	13/3	12	7	19	1.0-2	0-0	0/0	2	0-0
2022	14/12	38	5	43	3.0-9	0-0	0/0	15	3-124
2023	12/9	28	6	34	3.0-5	0-0	0/0	7	1-0
2024	12/12	27	9	36	1.5-6	0-0	1/0	8	1-0
CAREER	58/37	114	28	142	8.5-22	0-0	1/0	32	5-124



6

LORANZO THOMPSON

CB • 5-11 • 155 • SR. • 4L

FRIENDSWOOD, TEXAS (CLEAR BROOK HS)

2024: Did not appear in game action ... preserved a redshirt.

2023: Appeared in 11 games with six starts on the year ... posted 27 tackles and a pair of PBUs ... had four tackles in the road win over LA Tech ... posted four tackles and a PBU against ACU ... had a tackle and a pass breakup at home against Temple ... finished with three solo stops against UTSA.

2022: Saw action in 14 games, primarily on special teams ... had tackles in six games ... season-high two stops against FIU

2021: Played in nine games with one start ... caught one pass for a yard and a rush for 32 yards with a start at WR before switching to defense and having four tackles and a forced fumble ... Had a tackle and a forced fumble against UTSA on 11/27 ... Had a tackle against UTEP on 11/13 ... Had a tackle at Southern Miss. on 11/06 ... Had a tackle at Rice on 10/30 ... Caught a one-yard pass and rushed once for 31 yards at SMU on 9/11

2020: Appeared in all 10 games with three starts ... Recorded 13 tackles, 0.5 for loss and a pass break-up ... Started at wide receiver in the Myrtle Beach Bowl vs. Appalachian State on 12/21 and caught five balls for 44 yards and two touchdowns ... Had four tackles in the win vs. UTEP on 12/11 ... Had five tackles, 0.5 for loss and a pass break-up in his first career start vs. Louisiana Tech on 12/3 ... Had three tackles at UTSA on 11/28 ... Made his collegiate debut and recorded a tackle in the season-opening win vs. HBU on 9/5

High School: Rated a three-star prospect by 247Sports and ESPN ... 247 ranks him as the No. 218 player in the state of Texas and No. 222 receiver in the nation ... No. 76 on Vype Houston's Hot 100 2020 recruits ... 2019 Second Team All-District 24-6A ... Two-time letter winner at Clear Brook HS, hauled in 96 catches for 1,191 yards and 15 total touchdowns (12 receiving) in two varsity seasons ... Appeared in 10 games as a senior where he hauled in 42 catches for 578 yards (57.8 YPG) and six touchdowns, also accounted for two touchdowns on six carries and added 99 rushing yards ... As a junior he hauled in 54 catches for 613 yards (55.7 YPG) and six touchdowns, added 115 rushing yards on 27 carries with a touchdown ... Held offers from Baylor, ULM, Memphis, Southern Miss, Texas State, Tulsa, Utah and Utah State.

THOMPSON CAREER STATISTICS

RECEIVING

YEAR	G/GS	REC	YD	AVG	TD	LP/OPPONENT
2020	10/3	5	44	8.8	2	16/App. State (12/21/20)
2021	9/1	1	1	1.0	0	1/SMU (9/11/21)
CAREER	19/4	6	45	7.5	2	16/App. State (2020)

DEFENSIVE

YEAR	G/GS	UT	AT	TT	TFL-YD	QBS-YD	FF/FR	PBU	INT-YD
2020	10/3	7	7	14	0.5-1	0-0	0/0	1	0-0
2021	9/1	3	1	4	0-0	0-0	1/0	0	0-0
2022	14/0	3	4	7	0-0	0-0	0/0	0	0-0
2023	11/6	21	6	27	0-0	0-0	0/0	2	0-0
2024					DNP - Redshirted				
CAREER	44/10	34	18	52	0.5-1	0-0	1/0	3	0-0



80
BARON TIPTON
WR • 6-5 • 194 • FR. • HS
COPPELL, TEXAS (HS)

2024: Appeared in three games as a true freshman ... preserved a redshirt season ... caught first career reception for an eight yard gain vs. Tulsa.

Prior to UNT: Was a standout at Coppel HS under head coach Antonio Wiley ... was named the 6-6A District Offensive Player of the Year ... named a finalist for the Texas HS Football 6A WR of the year ... earned Honorable Mention Academic All-State honors ... posted 1,104 yards on 66 catches with 16 touchdowns his senior season while helping Coppel win the district title ... named a three-star prospect by 247, On3 and Dave Campbell's ... ranked as the No. 248 player in Texas and No. 241 WR by On3 ... Rivals ranks him as the No. 247 player in Texas and the No. 207 WR ... tabbed as the No. 251 player in the state and No. 216 WR by 247 ... also competed in both basketball and track and field.

TIPTON CAREER STATISTICS						
RECEIVING						
YEAR	G/GS	REC	YD	AVG	TD	LP/OPPONENT
2024	3/0	1	8	8.0	0	8/Tulsa (9/28/2024)
CAREER	3/0	1	8	8.0	0	8/Tulsa (9/28/2024)



5
GRANT TISDALE
QB • 6-0 • 230 • SR. • TR
ALLEN, TEXAS (OLE MISS/CISCO/SELA/TCU)

2024: Did not appear in game action.

Prior to UNT: Spent the 2023 season at TCU ... appeared in one game against BYU where he had an 8-yard completion on his lone pass attempt while adding a 2-yard rush ... spent the 2021-22 seasons at Southeastern Louisiana ... played in one game in 2022 ... did not appear in 2021 ... landed on the 2021 Southland Commissioner's Fall Academic Honor Roll ... played at Cisco Junior College in 2021 ... played in three games for Cisco in Spring 2021 ... completed 8-of-14 passes for 111 yards and a touchdown ... spent the 2019 and 2020 seasons at Ole Miss ... did not appear in 2020 ... played in one game in 2019 against Alabama where he completed both of his pass attempts for 56 yards and a touchdown ... landed on the 2019 Ole Miss Athletic Director's Spring Honor Roll ... prepped at Allen High School ... totaled 101 touchdowns, 69 passing and 32 rushing, in his high school career ... threw for 5,088 yards with only nine interceptions ... accounted for 47 touchdowns as a senior with just four picks ... closed his senior season as the quarterback for the fourth-ranked team in Texas ... led Allen to the 2017 6A state championship with a 16-0 record as a junior ... first-team all-district his junior year ... honorable-mention all-state by the Texas Associated Press Sports Editors ... was 30-1 as a starting quarterback at Allen ... was a consensus four-star recruit by ESPN and Rivals ... three-star prospect by 247Sports and the 247Sports Composite ... ranked as the No. 12 dual-threat quarterback in the nation by Rivals ... the No. 45 recruit out of Texas by ESPN ... named to the MaxPreps High School Football All-America Team as a senior.

TISDALE CAREER STATISTICS										
PASSING										
YEAR	G/GS	CMP	ATT	PCT	YDS	INT	TD	EFF.	LP/OPPONENT	
2019 (MISS)	1/0	2	2	1.000	56	0	1	500.2	28/Alabama (9/28/19)	
2020 (MISS)					DNP					
2021 (SELA)					DNP					
2022 (SELA)	1/0	0	0	0	0	0	0		N/A	
2023 (TCU)	1/0	1	1	1.000	8	0	0	167.2	8/BYU (10/14/23)	
2024					DNP					
CAREER	3/0	3	3	1.000	64	0	1	389.2	28/Alabama (9/28/19)	

RUSHING							
YEAR	G/GS	ATT	YD	AVG/A	TD	LP/OPPONENT	
2019 (MISS)	1/0	2	10	5.0	0	5/Alabama (9/28/19)	
2020 (MISS)				DNP			
2021 (SELA)				DNP			
2022 (SELA)	1/0	0	0	0	0	N/A	
2023 (TCU)	1/0	1	2	2.0	0	2/BYU (10/14/23)	
2024				DNP			
CAREER	3/0	3	12	4.0	0	5/Alabama (9/28/19)	



PLAYERS



15

FATAFEHI VAILEA II

DL • 6-1 • 302 • JR. • 2L
OAKLAND, CALIFORNIA (DESERT PINES HS)

2024: Appeared in all 12 games with six starts ... recorded 27 tackles on the season ... posted 2.5 TFLs and one sack ... had two tackles and a TFL vs. Wyoming ... finished with four tackles and 0.5 TFL vs. Tulsa ... had four tackles, a TFL and a sack at Memphis ... posted three tackles vs. Army ... had three tackles vs. East Carolina.

2023: Saw action in 11 games with eight starts ... finished the season with 25 tackles, 0.5 sacks and a pass breakup ... had three tackles in the season opener against Cal ... finished with a season-best seven tackles while also recording 0.5 sack on the road at Navy ... had a pass breakup in the win over Temple ... posted four tackles on the road against Tulane ... had multiple tackles in each of the final five games of the season.

2022: Played in 14 games with 11 starts ... Conference USA All-Freshman team ... 44 tackles, 1.5 TFL, 0.5 sacks ... also forced a fumble ... recorded at least two tackles in 11 games ... four stops against Texas Southern ... five tackles at Memphis ... five stops and half a sack against FAU ... season-best six tackles at UTSA and at UAB ... four tackles in CUSA Championship game ... three stops in Frisco Bowl against Boise State

2021: Did not appear for the Mean Green in 2021 ... redshirted

High School: Rated a three-star prospect by 247Sports Composite ... Rated by 247 as the No. 109 defensive tackle in the class of 2021 and No. 15 prospect in the state of Nevada ... Served as a run-stopper as a three-year letter winner for Desert Pines High School in Las Vegas ... Senior season was canceled due to COVID-19 concerns ... Registered 13 tackles and three tackles for loss in seven games as a junior in 2019 ... Four-time Academic Honor Roll ... Held offers from Charlotte, Idaho, Nevada, Northern Colorado and San Diego State ... Cousin Amini Silatolu played in the NFL for the Carolina Panthers and Chicago Bears

VAILEA II CAREER STATISTICS

DEFENSIVE

YEAR	G/GS	UT	AT	TT	TFL-YD	QBS-YD	FF/FR	QBH	PBU
2022	14/11	15	29	44	1.5-7	0.5-5	1/0	1	0
2023	11/8	12	13	25	0.5-1	0.5-1	0/0	0	1
2024	12/6	8	19	27	2.5-2	1.0-1	0/0	2	0
CAREER	37/25	35	61	96	4.5-10	2.0-7	1/0	3	1



60

PAULA VAIPULU

OL • 6-3 • 304 • SR. • 1L
CHANNELVIEW, TEXAS (GEORGIA TECH)

2024: Appeared in all 12 games with three starts ... blocked for a UNT offensive unit which finished third in the country in total offense ... helped the Mean Green finish with the No. 6 passing offense in FBS.


2023: Saw action in 11 games with one start on the offensive line ... blocked for a UNT rushing attack that finished 21st nation and second in the AAC in rushing offense ... helped the Mean Green finish the 2023 season sixth in the country in total offense.

Prior to UNT: Spent three seasons at Georgia Tech ... saw action in 18 games with nine starts during his time in Atlanta ... played in nine games with four starts in 2022 ... saw action in eight games in 2021 with five starts ... appeared in only one game in 2020 ... Prepped at Channelview High School for coach Averion Hurts ... Rated as a three-star prospect by Rivals, 247Sports and ESPN ... Tabbed as the No. 18-ranked center in the nation and a top 100 player in the state of Texas by 247Sports ... First-team all-district honoree ... Three-year letterwinner ... Team captain ... Selected to play in 2020 Polynesian Bowl ... cousin of UNT legend Manase Mose

VAIPULU CAREER STATISTICS

OFFENSIVE

YEAR	G/GS
2020 (GT)	1/0
2021 (GT)	8/5
2022 (GT)	9/4
2023	11/1
2024	12/3
CAREER	41/13



16

TOM VON GROTE

QB • 6-3 • 206 • FR. • HS
TROPHY CLUB, TEXAS (BYRON NELSON HS)

2024: Did not see game action ... preserved a redshirt season.

Prior to UNT: Prepped at Byron Nelson HS in Trophy Club, Texas ... named the District 4-6A MVP his senior season ... tallied 3,331 yards through the air with 38 touchdowns in 2023 ... also rushed for 405 yards and eight touchdowns ... earned Second Team All-Area honors from the Dallas Morning News.



PLAYERS



52
JENSON WALKER
LS • 6-3 • 235 • SR. • TR
HOLLY, MICH. (SOUTHEAST MISSOURI STATE)

2024: Appeared in 11 games primarily on special teams ... recorded two tackles at Texas Tech.

Prior to UNT: Spent four years at Southeast Missouri State ... started 31 games at long snapper for the Redhawks in three seasons ... has started every game for SEMO as the LS since the 2021 season ... helped the Redhawks win the 2022 OVC Title and earn a spot in the FCS Playoffs ... was selected to the OVC Commissioner's Honor Roll in 2020 ... attended Holly HS in Michigan ... was a Flint Metro League All-League First-Team pick as a senior ... named Detroit News All-North Honorable Mention ... was an All-State Honorable Mention honoree ... Was his team's team captain, Offensive Most Valuable Player and Offensive Lineman of the Year in 2019 ... Earned All-Metro League All-Team honors in 2018.

WALKER CAREER STATISTICS

OFFENSIVE	
YEAR	G/GS
2021 (SEMO)	8/0
2022 (SEMO)	12/0
2023 (SEMO)	11/0
2024	11/0
CAREER	42/0



39
SHAWN WARA
RB • 5-8 • 200 • JR. • TR
FRISCO, TEXAS (BENEDICTINE COLLEGE)

2024: Appeared in one game ... did not record a statistic.

Prior to UNT: Spent the 2023 season at Benedictine College in Kansas ... was named the Heart South Conference Co-Freshman of the Year ... saw action in all 11 games on the year for the Ravens ... finished the season with 541 rushing yards on 98 carries with four touchdowns ... had nine carries for 74 yards against Stockton ... exploded for 154 yards on 13 carries while scoring three touchdowns at Central Methodist ... did not see action in 2022 ... was a standout at Heritage HS in Frisco ... accounted for over 3,500 all-purpose yards in three seasons while scoring 37 total touchdowns ... rushed for 1,008 yards on 128 carries with six touchdowns his senior season ... also caught 49 passes for 529 yards and three scores ... was a First Team All-District selection ... had 896 yards rushing on 153 carries as a junior ... only lost one fumble in over 450 career touches at Heritage.



8
DAMON WARD JR.
WR • 5-11 • 204 • SR. • 3L
BEAUMONT, TEXAS (WEST BROOK HS)

2024: Appeared in nine games with nine starts ... was the Honorable Mention AAC Offensive Player of the Week (9/2) ... named an Honorable Mention Earl Campbell Tyler Rose Player of the Week (9/4) ... earned DCTF Texas Player of the Week honors (9/4) ... brought in 36 receptions for 622 yards and four touchdowns as the team's second leading receiver ... recorded career-high 230 receiving yards for two touchdowns in season opener at South Alabama ... caught six passes for 111 yards and two touchdowns vs. Tulane ... had four receptions for 85 yards at UTSA.

2023: Appeared in all 12 games on the year with six starts ... finished second on the team with 39 catches for 487 yards and five touchdowns ... had four catches for 85 yards and a TD in the season opener at FIU ... caught two balls for 38 yards and a score at LA Tech ... finished with three catches for 41 yards and a pair of TDs against ACU ... had a monster performance with eight catches for 120 yards against Memphis ... posted three catches for 41 yards and a TD at Tulsa ... closed the year with a five-catch, 53-yard performance against UAB.

2022: Saw action in 14 games with nine starts ... 26 receptions for 378 yards with three touchdowns ... long reception of 56 yards ... three receptions for 45 yards in opener with UTEP ... two catches for 26 yards and a touchdown at Memphis ... career-best four catches for 101 yards and a score at WKU ... six receptions for 58 yards with a touchdown at UAB ... two catches for 54 yards in Frisco Bowl against Boise State

2021: Played in 12 games with eight starts ... Caught 21 passes for 311 yards and two touchdowns ... Had season-high six receptions for 70 yards against Miami in Frisco Football Classic ... Caught one pass for 26 yards at FIU on 11/20 ... Caught three passes for 39 yards at Southern Miss. on 11/06 ... Caught four passes for 57 yards against Liberty on 10/23 ... Caught two passes for 17 yards against Marshall on 10/15 ... Caught two passes for 81 yards and a touchdown at Missouri on 10/09 ... Caught an eight-yard touchdown at Louisiana Tech on 9/25 ... Caught two passes for 13 yards against UAB on 9/18

2020: Did not appear for the Mean Green due to injury

2019: Redshirted during his first year on campus

High School: Rated a 3-star recruit by ESPN, 247Sports, Rivals and 247Sports Composite ... Ranked the No. 177 wide receiver in the nation and the No. 220 recruit in Texas by ESPN ... Ranked the No. 184 wide receiver in the nation and the No. 201 recruit in Texas by 247Sports Composite ... Ranked the No. 165 wide receiver in the nation and the No. 173 recruit in Texas by 247Sports ... As a senior, played in only two games and had three receptions for 40 yards ... Also competes in long jump and triple jump in high school ... Received offers from Louisiana-Monroe, New Mexico State, Southern Miss, UTEP and Sam Houston State.


WARD JR. CAREER STATISTICS

RECEIVING						
YEAR	G/GS	REC	YD	AVG	TD	LP/OPPONENT
2019						DNP - Redshirted
2020						DNP
2021	12/8	21	311	14.8	2	77/Missouri (10/9/21)
2022	14/9	26	378	14.5	3	56/Western Ky. (10/29/22)
2023	12/6	39	487	12.5	5	59/at FIU (9/9/23)
2024	9/9	36	622	17.3	4	54/South Alabama (8/31/24)
CAREER	47/32	122	1798	14.7	14	77/Missouri (2021)





PLAYERS



32
ETHAN WESLOSKI
LB • 6-1 • 240 • SO. • 1L
MCKINNEY, TEXAS (BOYD HS)

2024: Appeared in all 12 games with 10 starts ... finished fifth on team with 55 tackles ... recorded five TFL on the season ... put up 2.5 sacks ... started season with four tackles at South Alabama ... recorded four tackles and 0.5 TFL at Texas Tech ... had seven tackles, a sack and a TFL vs. Tulsa ... posted a season-high nine tackles and a TFL vs. Tulane ... finished with six tackles, 0.5 TFL and 0.5 sack at UTSA.

2023: Appeared in 12 games with 11 starts on the year ... was third on the team with 63.0 tackles ... finished the season with 63 tackles, 7.5 TFLs, 3.0 sacks, a forced fumble and two QB hurries ... had seven tackles, 2.0 TFLs and a QB hurry in the season opener against Cal ... posted four tackles, a sack and a forced fumble on the road at FIU ... had eight tackles in the road contest at Navy ... posted 0.5 sack in the win over Temple ... finished with a season-high nine tackles while also recording 1.5 TFLs, 0.5 sack and a QB hurry against Memphis ... finished with five tackles and a pair of TFLs with a sack at Tulsa.

2022: Played in two games ... made his UNT debut against FIU ... also saw action in UAB game ... preserved a redshirt

High School: Prepped at McKinney Boyd High School for coach Joe McBride Helped team to 8-3 record in 2021 ... finished with 146 tackles, 17 sacks and 42 TFL ... also had nine forced fumbles and two interceptions ... first team All-District ... also an academic all-district pick ... had 140 tackles, 12 TFL and four sacks in 2020 ... named district defensive player of the year ... also an all-district baseball player.

WESLOSKI CAREER STATISTICS

DEFENSIVE									
YEAR	G/GS	UT	AT	TT	TFL-YD	QBS-YD	FF/FR	PBU	INT-YD
2022	2/0	0	0	0	0-0	0-0	0/0	0	0-0
2023	12/11	36	27	63	7.5-22	3-10	1/0	0	0-0
2024	12/10	17	38	55	5-27	2.5-22	0/0	0	0-0
CAREER	26/21	53	65	118	12.5-49	5.5-32	1/0	0	0-0



7
SHANE WHITTER
LB • 6-0 • 229 • JR. • TR
BURLINGTON, NORTH CAROLINA (OKLAHOMA)

2024: Saw action in 11 games with five starts ... recorded 41 tackles and 1.5 TFL ... broke up three passes when dropping into coverage ... had four tackles and 1.5 TFL and a PBU at Texas Tech ... posted four tackles vs. Tulsa ... had five tackles at Memphis ... finished with six tackles vs. Tulane ... put up season-high seven tackles vs. East Carolina.

Prior to UNT: Spent four seasons at Oklahoma ... appeared in 39 games in his career ... played in all 13 games in 2023 for the Sooners, primarily on special teams ... tallied four tackles and a TFL on the year ... had three tackles and a TFL against Iowa State ... appeared in four games in 2022 before suffering a season-ending injury ... preserved a redshirt season ... had eight tackles on the year ... finished with four tackles each in contests against UTEP and Nebraska ... saw action in all 13 games on the year in 2021 ... had his most productive season with 27 tackles, a pair of TFLs and a fumble recovery ... tallied three stops in the Alamo Bowl against Oregon ... made four tackles against Texas Tech ... had four tackles and a career-high 1.5 TFLs versus West Virginia ... played in nine games in 2020 ... totaled four tackles .. recorded three tackles, a pass breakup and a QB hurry in the Cotton Bowl against Florida ... registered five stops and 0.5 TFL vs. Kansas ... prepped at Walter M. Williams HS ... rated a four-star prospect by 247Sports and a three-star recruit by ESPN and Rivals ... ranked the No. 177 national recruit by 247Sports ... touted as the No. 11 inside linebacker in the country by 247 and the No. 37 outside linebacker by ESPN ... ranked the No. 7 recruit in North Carolina by 247, No. 12 by ESPN and No. 23 by Rivals ... compiled 123 tackles, 14 TFLs and a sack his senior season.

WHITTER CAREER STATISTICS

DEFENSIVE									
YEAR	G/GS	UT	AT	TT	TFL-YD	QBS-YD	FF/FR	PBU	INT-YD
2020 (OU)	9/0	4	5	9	0.5-1	0-0	0/0	1	0-0
2021 (OU)	13/0	12	15	27	2.0-3	0-0	0/1	0	0-0
2022 (OU)	4/0	2	7	9	0-0	0-0	0/0	0	0-0
2023 (OU)	13/0	3	1	4	1.0-2	0-0	0/0	0	0-0
2024	11/5	18	23	41	1.5-3	0-0	0/0	3	0-0
CAREER	50/5	39	51	90	5.0-9	0-0	0/1	4	0-0



57
AUSTIN WILLIAMS
LB • 5-11 • 239 • JR. • RS
IRVING, TEXAS (HS)

2024: Did not appear in game action.

2023: Did not see game action ... preserved a redshirt.

High School: Prepped at Irving High School under head coach David Munoz ... Finished his career with 55 solo tackles, 1.0 sack, two fumble recoveries and two pass breakups ... Had 48 tackles, all solo his senior season.

PLAYERS



PLAYERS




94
JAYDEN WILLIAMS
LB • 6-2 • 281 • FR. • HS
MONROE, LA. (WOSSMAN HS)

2024: Saw action in nine games on the year ... tallied five tackles ... had a pair of tackles in his season debut against South Alabama ... had one tackle each in games against Wyoming, Tulsa and Tulane.

Prior to UNT: Prepped at Wossman HS in Monroe, Louisiana ... was an LFCA 3A Honorable Mention All-State selection ... two-time 1-3A First Team All-District honoree ... finished the 2023 season with 76 tackles, four sacks, 27 TFLs, three forced fumbles and a fumble recovery ... helped lead Wossman to a 9-3 overall record and their first LSWA ranking since 2019 ... also a standout on the basketball team.

J. WILLIAMS CAREER STATISTICS

DEFENSIVE									
YEAR	G/GS	UT	AT	TT	TFL-YD	QBS-YD	FF/FR	PBU	INT-YD
2024	9/0	0	5	5	0-0	0-0	0/0	0	0-0
CAREER	9/0	0	5	5	0-0	0-0	0/0	0	0-0



50
CADEN YATES
LS • 6-1 • 221 • R-FR. • RS
ARGYLE, TEXAS (HS)

2024: Appeared in 10 games primarily on special teams.

2023: Did not see game action ... preserved a redshirt.

Prior to UNT: Major contributor on defense and special teams at Argyle High School ... played for coach Todd Rodgers ... helped team to 14-1 record ... 94 total tackles including 55 solo stops ... tallied 6.0 sacks and one forced fumble ... 12.0 tackles for loss ... honorable mention All-District ... also played baseball and soccer.

YATES CAREER STATISTICS

OFFENSIVE	
YEAR	G/GS
2024	10/0
CAREER	10/0



1
ISHEEM YOUNG
S • 5-10 • 210 • SR. • TR
PHILADELPHIA, PENN. (IOWA STATE/OLE MISS)

2024: Did not see game action due to injury ... preserved a redshirt.

Prior to UNT: Spent two seasons at Ole Miss ... appeared in 20 games in his time with the Rebels while making nine starts ... played in seven games in 2023 ... tallied 14 total tackles on the season with one TFL ... had one PBU ... was a Preseason All-SEC Third Team selection by Lindy's ... saw action in 13 games with nine starts at safety in 2022 ... finished the season with 66 tackles, one INT and one fumble recovery ... had five tackles and a fumble recovery in the opening game of the season against Troy ... had an interception and four tackles against Central Arkansas ... tallied a season-high nine tackles including 0.5 sacks against Alabama ... posted 10 tackles and a TFL on the road versus Arkansas ... was a preseason Honorable Mention All-American selection by PFF ... spent three years at Iowa State ... played in 24 career games for the Cyclones with 21 starts ... recorded 106 tackles in his time at ISU to go along with three interceptions ... started all 12 games for the Cyclones in 2021 and tallied 56 tackles ... posted six tackles and an INT in the season opener against Northern Iowa ... had three tackles and an INT on the road against UNLV ... forced a fumble in a road game at Baylor ... finished with five tackles, a forced fumble and a fumble recovery in a win over Texas ... had a season-best eight tackles and a PBU against Texas Tech ... saw action in 12 games as a freshman and started in nine in 2020 ... was named the Big 12 Co-Defensive Freshman of the Year in 2020 ... was a Second Team Freshman All-America selection by The Athletic ... led all Big 12 freshman tacklers with 50, good for fifth on the team ... led the Cyclones and was tied for sixth nationally with three forced fumbles ... also posted three PBUs and an interception ... did not see action in 2019 ... preserved a redshirt season ... prepped at Imhotep HS in Philadelphia ... rated as a four star recruit by both 247 and Rivals ... ranked as the No. 30 S in the country by the 247 composite rankings ... was a First Team All-State selection ... was the DB MVP at The Opening Regional in 2017 ... played in the 2018 NFBD All-Star game ... led the team to the 2015 3A State championship and helped them finish runner up in 2016 ... played both RB and DB ... averaged 10.6 yards per carry with 783 rushing yards and 17 touchdowns as a senior ... also had three interceptions and 42 tackles ... as a junior, he rushed for 369 yards and 20 touchdowns while posting 32 tackles and three INTs.

I. YOUNG CAREER STATISTICS

DEFENSIVE									
YEAR	G/GS	UT	AT	TT	TFL-YD	QBS-YD	FF/FR	PBU	INT-YD
2020 (ISU)	12/9	35	15	50	2.0-2	0-0	3/0	3	1-0
2021 (ISU)	12/12	33	23	56	0.5-1	0-0	2/1	2	2-5
2022 (MISS)	13/9	30	36	66	1.5-8	0.5-6	0/1	2	1-0
2023 (MISS)	7/0	7	7	14	1.0-2	0-0	0/0	1	0-0
2024					DNP - Redshirted				
CAREER	44/30	105	81	186	5.0-13	0.5-6	5/2	8	4-5



PLAYERS



27
WYATT YOUNG
WR • 6-0 • 195 • FR. • HS
KATY, TEXAS (TOMPKINS HS)

2024: Appeared in all 12 games with three starts as a true freshman ... led all freshmen on the team with 284 receiving yards on 16 receptions and two touchdowns ... opened scoring for the Mean Green at Texas Tech with a 75-yard catch-and-run touchdown ... had two receptions for 56 yards and a touchdown vs. Tulsa.

Prior to UNT: Prepped at Katy Tompkins HS ... named a First Team All-State selection as an All-Purpose player by the Texas Sports Writers Association (TWSA) ... was named the District 19-6A MVP in 2023 and 2022 ... played quarterback, running back and wide receiver in his time at Tompkins ... finished the 2023 season with 936 rushing yards and 11 touchdowns ... totaled 56 touchdowns in his career with 35 on the ground, 13 through the air and eight receiving TDs ... earned 6A Third Team All-State honors as a utility player in 2022 by the TSWA ... rated as a three-star prospect by 247 ... ranked as the No. 234 player in Texas ... No. 150 athlete ... earned a three-star ranking from On3 ... ranked as the No. 277 player in Texas and No. 81 athlete.

W. YOUNG CAREER STATISTICS

RECEIVING						
YEAR	G/GS	REC	YD	AVG	TD	LP/OPPONENT
2024	12/3	16	284	17.8	2	75/at Texas Tech (9/14/24)
CAREER	12/3	16	284	17.8	2	75/at Texas Tech (9/14/24)



87
BRANDON YOUNG JR.
TE • 6-5 • 246 • FR. • HS
MANSFIELD, TEXAS (LEGACY HS)

2024: Appeared in nine games with one start ... recorded his first career reception and only reception of the season at Temple to close the season.

Prior to UNT: Prepped at Legacy HS in Mansfield, Texas ... was selected as a First Team All-District selection in 2023 ... was named a Second Team All-Area selection by the Ft. Worth Star-Telegram ... caught 16 passes for 106 yards and four touchdowns in just five games his senior season ... ranked as a three-star prospect by 247, Rivals and On3 ... ranked as the No. 217 prospect in Texas by On3 ... No. 107 TE ... 247 ranks him as the No. 107 TE in the country and No. 303 player in Texas ... ranked No. 84 on the Dallas Morning News SportsDay Top-100 ... also competes on the baseball team.


B. YOUNG CAREER STATISTICS

RECEIVING						
YEAR	G/GS	REC	YD	AVG	TD	LP/OPPONENT
2024	9/1	1	4	4.0	0	4/at Temple (11/30/24)
CAREER	9/1	1	4	4.0	0	4/at Temple (11/30/24)

PLAYERS



HEAD COACH



ERIC MORRIS
HEAD COACH
TEXAS TECH, 2008

Eric Morris was named the 20th head coach in UNT Football history on December 13, 2022.

One of the best offensive minds in the country, Morris has developed UNT into one of the top offenses in the American and the nation.

Since becoming the offensive coordinator at Texas Tech in 2013, Morris has led an offense that finished inside the top 25 (FBS or FCS) in scoring eight times in 11 years. UNT is on track to add another year to that, ranked third in total offense in 2024 at the end of the regular season.

In 2023, UNT led the AAC and ranked No. 6 nationally in total offense (495.8), plus ranks of No. 12 in passing offense (304.7) and No. 21 in both rushing offense (191.2) and scoring (34.5).

A record-setting offensive play-caller with extensive experience in Texas, Morris came to Denton following one season as offensive coordinator and quarterbacks coach at Washington State. He previously served as head coach at Incarnate Word in San Antonio for four seasons from 2018-21.

In 2022 at Washington St, Morris engineered an offense that led the Pac 12 and ranked 10th in FBS in red zone efficiency, scoring on 91.5 percent of its trips inside the 20. Under his guidance, quarterback Cameron Ward, who followed Morris from UIW, passed for 23 TDs (6th, Pac-12; 29th, FBS) and completed 298 passes (2nd, Pac-12; 10th, FBS).

In his UIW tenure, Morris was twice named the Southland Conference Coach of the Year (2018, 2021). He led the Cardinals to two conference titles (2018, 2021), twice reached the FCS playoffs, and left UIW as the program record holder for victories.

Morris posted a 24-18 record at UIW, orchestrating an offense that finished in the top 10 nationally for total offense in three of his four seasons, including leading the nation in 2020-21 at 552.3 yards per game. In 2018, Morris guided the Cardinals to one of the best turnarounds in the FCS, being named the American Football Coaches Association (AFCA) Regional Coach of the Year, the Southland Conference Coach of the Year and an Eddie Robinson Award finalist.

Prior to Incarnate Word, Morris spent five seasons (2013-17) as the offensive coordinator at his alma mater, Texas Tech. The Tech offense was highlighted by quarterback Patrick Mahomes, who Morris recruited and coached in Lubbock.

Morris, a native of Shallowater, Texas, returned to his roots in West Texas after spending the 2012 season as the inside receivers coach for former Tech head coach Mike Leach at Washington State.

Prior to Pullman, Morris spent two years at the University of Houston in 2010-11. Before joining the coaching profession, Morris played in the Canadian Football League in 2009.

Morris was a versatile, all-around player during his four seasons as a Red Raider wide receiver (2005-08). He was an All-Big 12 punt returner as a senior and was also a member of the 2007 Academic All-Big 12 first team.

15TH BOWL APPEARANCE IN SCHOOL HISTORY

THE MORRIS FILE

PERSONAL

Born: October 26, 1985
Family: Wife: Maggie; Children: Jack and George

EDUCATION

High School: Shallowater (Texas)
College: Texas Tech, 2008 (B.A. in Communications)

PLAYING EXPERIENCE

Texas Tech (2004-08), wide receiver
Saskatchewan Roughriders (2009), wide receiver

COACHING EXPERIENCE

2010 Houston, Quality Control
2011 Houston, Graduate Assistant
2012 Washington State, Inside Wide Receivers
2013 Texas Tech, Co-OC/Inside Wide Receivers
2014 Texas Tech, Offensive Coordinator/Wide Receivers
2015-17 Texas Tech, Offensive Coordinator/Inside Wide Receivers
2018-21 Incarnate Word, Head Coach
2022 Washington State, Offensive Coordinator/Quarterbacks
2023- UNT, Head Coach

POSTSEASON EXPERIENCE

2004 Holiday Bowl (player, Texas Tech)
2006 Cotton Bowl (player, Texas Tech)
2008 Gator Bowl (player, Texas Tech)
2009 Cotton Bowl (player, Texas Tech)
2012 Ticket City Bowl (coach, Houston)
2013 Holiday Bowl (coach, Texas Tech)
2015 Texas Bowl (coach, Texas Tech)
2017 Birmingham Bowl (coach, Texas Tech)
2018 FCS Playoffs (coach, Incarnate Word)
2021 FCS Playoffs (coach, Incarnate Word)
2022 LA Bowl (coach, Washington State)*
2024 First Responder Bowl (coach, UNT)

*Did not coach

THE MORRIS WORKSHEET

YEAR	SCHOOL	OVERALL		CONFERENCE	
		RECORD	POSTSEASON	RECORD	FINISH
2018	UIW	6-5	FCS 1st Round	6-2	t-1st (SLC)
2019	UIW	5-7	--	4-5	t-6th (SLC)
2020*	UIW	3-3	--	3-3	t-3rd (SLC)
2021	UIW	10-3	FCS 2nd Round	7-1	1st (SLC)
2023	UNT	5-7	--	3-5	8th (AAC)
2024	UNT	6-6	First Responder Bowl	3-5	t-9th (AAC)
TOTALS	5 Seasons	35-31	2 Playoff App. (1-2)	23-16	2 Conf. Titles
UIW	4 Seasons	24-18	2 Playoff App. (1-2)	20-11	2 Southland Titles
UNT	1 Season	11-13	1 Bowl Game App.	6-10	--

COACHES & STAFF



COACHING STAFF



DREW SVOBODA
Associate Head Coach /
Special Teams Coordinator / Tight Ends
2nd Season




JORDAN DAVIS
Offensive Coordinator/
Wide Receivers
2nd Season



BRIAN ODOM
Defensive Coordinator/
Linebackers
1st Season



PATRICK COBBS
Run Game Coordinator/
Running Backs
6th Season



SEAN BROPHY
Assistant Coach, Quarterbacks
2nd Season



DEMERICK GARY
Assistant Coach, Defensive Line
2nd Season



CLAY JENNINGS
Assistant Coach, Safeties
2nd Season



CUTTER LEFTWICH
Assistant Coach, Offensive Line
1st Season



DEANDRE PAYNE
Assistant Coach, Cornerbacks
2nd Season


COACHES & STAFF




SUPPORT STAFF



SEQUOIA BAGROW
RECRUITING OPERATIONS
COORDINATOR




ISAAC BAILS
DEFENSIVE GRADUATE
ASSISTANT - DEFENSIVE LINE



BLAISE BENTSEN
OFFENSIVE GRADUATE
ASSISTANT - TIGHT ENDS



AARON BOTA
DIRECTOR,
FOOTBALL CREATIVE



DAN CONWELL
ASSISTANT SPECIAL
TEAMS COACH




JORDAN-LEE DOBBINS
ASSISTANT ATHLETIC TRAINER



ROBBIE GORDON
ASSISTANT LINEBACKERS
COACH




STEPHEN HAMBY
SENIOR DEFENSIVE ASSISTANT



KAYLA JONES
DIRECTOR,
SPORTS NUTRITION




BRYAN KEGANS
ASSISTANT HEAD COACH,
HEAD STRENGTH COACH



CONNOR KILLIAN
OFFENSIVE GRADUATE
ASSISTANT - OFFENSIVE LINE




TREY KLOSE
PLAYER PERSONNEL
ASSISTANT



GARRETT LOGES
ASSISTANT DIRECTOR,
FOOTBALL CREATIVE



DR. CODY MARTIN
DIRECTOR,
PHYSICAL THERAPY




JASON MARTINEZ
PLAYER PERSONNEL
ASSISTANT




GEORGE MATSAKIS
DIRECTOR,
FOOTBALL OPERATIONS




DR. RYAN MATTHIESEN
TEAM PHYSICIAN



RYAN OJEDA
ASSISTANT STRENGTH COACH



JUSTIN OWENS
DIRECTOR,
RECRUITING



TAVION PLEASANT
ASSISTANT STRENGTH COACH


COACHES & STAFF



SUPPORT STAFF




DR. TRENT PETRIE
DIRECTOR,
CENTER FOR
SPORTS PSYCHOLOGY



CODY RIEGER
ASSISTANT DIRECTOR,
FOOTBALL VIDEO




KEENAN REED
DEFENSIVE GRADUATE
ASSISTANT - SAFETIES




ETHAN RUSSO
DIRECTOR,
PLAYER PERSONNEL




JEFF SMITH
SENIOR ASSOCIATE AD,
SPORTS MEDICINE




DAYNE SOMMER
ASSISTANT STRENGTH COACH



JUAN SOTO
ASSISTANT WIDE
RECEIVERS COACH



ROLANDO SURITA
ASSISTANT ATHLETIC
DIRECTOR, CHIEF OF STAFF



ORLANDO VELASQUEZ
ASSISTANT ATHLETIC
TRAINER



MIKE VILLA
ASSISTANT AD,
EQUIPMENT SERVICES




JUSTIN VOLENTINE
ASSISTANT DIRECTOR,
EQUIPMENT SERVICES



WHITNEY VOLENTINE
DIRECTOR,
ON-CAMPUS RECRUITING



BILL WEBER
ASSISTANT OFFENSIVE
LINE COACH



EMILY WILDER
ASSISTANT AD,
SPORTS MEDICINE

COACHES & STAFF



2024 SEASON HONORS

QB COACH SEAN BROPHY

247Sports 30 Under 30

CHAVEZ BROWN

Pro Football Focus Group of 5 Team of the Week (12/2)

JORDAN BROWN

Preseason Second Team All-AAC (Phil Steele, Athlon, CFN)

RODERICK BROWN

First Team All-AAC (College Football Network)
 Honorable Mention All-AAC (Coaches)
 Preseason Second Team All-Texas College (DCTF)
 Preseason Second Team All-AAC (Athlon, CFN)
 Preseason Third Team All-AAC (Phil Steele)

BLAIR CONWRIGHT

Honorable Mention All-AAC (College Football Network)

OFFENSIVE COORDINATOR JORDAN DAVIS

Dave Campbell's Texas Football 40 Under 40

TERRELL DAWKINS

Second Team All-AAC (College Football Network)

JOHNNY DICKSON

Honorable Mention Team All-AAC (College Football Network)

JETT DUNCAN

NFF Campbell Trophy Award Nominee
 Preseason Second Team All-Texas College (DCTF)
 Preseason Third Team All-AAC (Athlon)
 Preseason Wuerffel Trophy Watch List

SAWYER EVANS

Preseason Second Team All-AAC (Phil Steele)

JAYDEN HILL

Honorable Mention AAC Defensive Player of the Week (10/14)
 DCTF Midseason Second Team All-Texas Team
 Preseason 3rd Team All-AAC (CFN)

EVAN JACKSON

PFF G5 Defensive Team of the Week (9/30)

MAKENZIE MCGILL II

Honorable Mention All-AAC (College Football Network)
 Honorable Mention Earl Campbell Tyler Rose Player of the Week (9/21)

TYLER MERCER

On3 True Freshman All-American
 DCTF Offensive Freshman of the Year
 AAC Impact Freshman of the Year (College Football Network)
 Go Bowling Military Bowl STEM Scholar-Athlete Team

KALI NGUMA

AAC Special Teams Player of the Week (10/14)

LANDON PETERSON

Honorable Mention All-AAC (Coaches)

SHANE PORTER

Honorable Mention All-AAC (College Football Network)

15TH BOWL APPEARANCE IN SCHOOL HISTORY**CHANDLER MORRIS**

Davey O'Brien Award Quarterback Class of 2024
 Second Team All-AAC (Coaches)
 Third Team All-AAC (College Football Network)
 Shrine Bowl 1000 Watch List
 Earl Campbell Tyler Rose Award Watch List
 Maxwell Award Watch List
 AAC Offensive Player of the Week (9/2, 9/30)
 Honorable Mention AAC Offensive Player of the Week (10/21, 10/28)
 Davey O'Brien "Great 8" Award (9/3)
 Honorable Mention Earl Campbell Tyler Rose Player of the Week (9/4, 10/1)
 Manning Award Star of the Week (9/3, 9/30)
 DCTF Midseason First Team All-Texas Team
 Davey O'Brien Award Class of 2024

IKAIKA RAGSDALE

Preseason Third Team All-AAC (Athlon)
 Preseason Comeback Player of the Year Watch List

LANDON SIDES

Preseason 4th Team All-AAC (Athlon)

DT SHEFFIELD

Honorable Mention All-American (College Football Network)
 DCTF First Team All-Texas
 AAC WR of the Year / First Team All-AAC (College Football Network)
 First Team All-AAC (WR) / Third Team All-AAC (KR) (Coaches)
 Honorable Mention Earl Campbell Tyler Rose Player of the Week (9/9, 10/14)
 Paul Hornung Award Honor Roll (9/23)
 Honorable Mention AAC Offensive Player of the Week (10/14)
 DCTF Midseason Second Team All-Texas Team
 Biletnikoff Award Watch List

JAYLEN SMITH

DCTF Second Team All-Texas
 Second Team All-AAC (Coaches)
 Honorable Mention Team All-AAC (College Football Network)

JAKE SHIPLEY

Preseason 4th Team All-AAC (Phil Steele)

RIDGE TEXADA

Third Team All-AAC (Coaches)
 Honorable Mention Team All-AAC (College Football Network)
 Preseason Second Team All-AAC (Athlon, CFN)
 Preseason 4th Team All-AAC (Phil Steele)
 Shrine Bowl 1000 Watch List

DAMON WARD JR.

Preseason Second Team All-AAC (Athlon)
 Preseason Third Team All-AAC (Phil Steele)
 Honorable Mention AAC Offensive Player of the Week (9/2)
 Honorable Mention Earl Campbell Tyler Rose Player of the Week (9/4)
 DCTF Texas Player of the Week (9/4)

ETHAN WESLOSKI

Preseason 4th Team All-AAC (Phil Steele, Athlon)

ISHEEM YOUNG

Preseason Third Team All-AAC (Athlon)



2024 SEASON STATISTICS

Team Results

Date	Opponent	Score	Att.
08/31/2024	at South Alabama	W 52-38	15559
09/07/2024	SFA	W 35-20	23510
09/14/2024	at Texas Tech	L 21-66	57865
09/21/2024	Wyoming	W 44-17	27049
* 09/28/2024	Tulsa	W 52-20	18529
* 10/12/2024	at Fla. Atlantic	W 41-37	14576
* 10/19/2024	at Memphis	L 44-52	24110
* 10/26/2024	Tulane	L 37-45	23138
* 11/09/2024	Army West Point	L 3-14	28519
* 11/15/2024	at UTSA	L 27-48	21350
* 11/23/2024	East Carolina	L 28-40	17387
* 11/30/2024	at Temple	W 24-17	1

Rushing

Player	gp	att	gain	loss	net	avg	td	lg	avg/g
Shane Porter	12	95	672	29	643	6.8	5	79	53.6
Makenzie McGill II	12	71	474	32	442	6.2	9	75	36.8
Chandler Morris	12	60	330	88	242	4.0	4	49	20.2
Damashja Harris	3	22	195	2	193	8.8	1	80	64.3
Kiefer Sibley	7	41	191	5	186	4.5	0	19	26.6
DT Sheffield	12	4	86	0	86	21.5	1	75	7.2
Juwaun Price	2	14	66	2	64	4.6	0	18	32.0
Ikaika Ragsdale	2	22	59	1	58	2.6	1	8	29.0
Zach Evans	2	9	63	5	58	6.4	0	40	29.0
Drew Mestemaker	4	5	35	3	32	6.4	0	21	8.0
Nick Rempert	11	1	23	0	23	23.0	0	23	2.1
Kyle Koch	3	1	9	0	9	9.0	0	9	3.0
Miles Coleman	10	1	8	0	8	8.0	0	8	0.8
Wyatt Young	12	2	1	4	-3	-1.5	1	1	-0.3
Team	12	11	0	51	-51	-4.6	0	0	-4.3
Total	12	359	2212	222	1990	5.5	22	80	165.8
Opponents	12	500	2590	244	2346	4.7	26	83	195.5

Passing

Player	gp	effc	comp-att-int	pct	yds	td	lg	avg/g
Chandler Morris	12	140.1	322-512-12	62.9	3774	31	96	314.5
Drew Mestemaker	4	195.9	4-5-0	80.0	69	0	49	17.3
Wyatt Young	12	360.4	1-1-0	100.0	31	0	31	2.6
Team	12	0.0	0-3-0	0.0	0	0	0	0.0
Total	12	140.3	327-521-12	62.8	3874	31	96	322.8
Opponents	12	140.9	235-391-10	60.1	3133	22	70	261.1

Receiving

Player	gp	no.	yds	avg	td	lg	avg/g
DT Sheffield	12	66	822	12.5	11	75	68.5
Blair Conwright	12	40	542	13.6	7	96	45.2
Damon Ward Jr.	9	36	622	17.3	4	54	69.1
Miles Coleman	10	30	274	9.1	1	49	27.4
Dalton Carnes	12	29	371	12.8	2	34	30.9
Oscar Hammond	10	19	238	12.5	1	38	23.8
Landon Sides	11	19	191	10.1	0	37	17.4
Wyatt Young	12	16	284	17.8	2	75	23.7
Shane Porter	12	15	88	5.9	0	13	7.3
Kiefer Sibley	7	12	65	5.4	1	14	9.3
Nick Rempert	11	11	127	11.5	1	40	11.5
Makenzie McGill II	12	9	70	7.8	0	17	5.8
Jeremiah Aaron	4	5	97	19.4	1	27	24.3
Ikaika Ragsdale	2	4	13	3.3	0	17	6.5
Damashja Harris	3	4	7	1.8	0	7	2.3
Zach Evans	2	4	10	2.5	0	5	5.0
Xzavior Kautai	9	3	22	7.3	0	11	2.4
Juwaun Price	2	2	14	7.0	0	12	7.0
Kyle Koch	3	1	5	5.0	0	5	1.7
Baron Tipton	3	1	8	8.0	0	8	2.7
Brandon Young Jr.	9	1	4	4.0	0	4	0.4
Total	12	327	3874	11.8	31	96	322.8
Opponents	12	235	3133	13.3	22	70	261.1

Game Records

Record	Overall	Home	Away	Neutral
ALL GAMES	6-6	3-3	3-3	0-0
CONFERENCE	3-5	1-3	2-2	0-0
NON-CONFERENCE	3-1	2-0	1-1	0-0

Team Statistics

	UNT	OPP
First Downs	287	273
Rushing	83	122
Passing	172	130
Penalty	32	21
Rushing Yardage	1990	2346
Rushing attempts	359	500
Average per rush	5.5	4.7
Average per game	165.8	195.5
TDs Rushing	22	26
Passing Yardage	3874	3133
Comp-Att-Int	327-521-12	235-391-10
Average per pass	7.4	8.0
Average per catch	11.8	13.3
Average per game	322.8	261.1
TDs Passing	31	22
Total offense	5864	5479
Average per play	6.7	6.1
Average per game	488.7	456.6
Kick returns: #-Yards	26-557	19-300
Punt returns: #-Yards	16-154	5-6
Int returns: #-Yards	10-132	12-203
Fumbles-Lost	11-7	6-4
Penalties-Yards	82-683	82-736
Punts-Avg	44-40.9	53-40.6
Time of possession / game	27:10	32:50
3rd-down conversion	59/167	72/180
4rd-down conversion	21/42	11/27
PAT-attempts	(51-51) 100%	(44-45) 98%
2-point conversion-attempts	(0-3) 0%	(2-6) 33%

Interceptions

Player	no.	yds	avg	td	lg
Brian Nelson II	4	70	17.5	0	24
Evan Jackson	2	27	13.5	0	27
Jayden Hill	1	0	0.0	0	0
Ridge Texada	1	0	0.0	0	0
Jaylen Smith	1	6	6.0	0	6
Quinton Hammonds	1	29	29.0	0	29
Total	10	132	13.2	0	29
Opponents	12	203	16.9	2	70



2024 SEASON STATISTICS

Field Goals

Player	fg	pct.	01-19	20-29	30-39	40-49	50-99	lg	blk
Kali Nguma	11-16	68.8	0-0	2-5	5-5	4-5	0-1	46	1
Opponents	20-23	87.0	0-0	5-5	8-10	7-7	0-1	47	0

Scoring

Player	td	fg	PAT						dpx	saf	pts
			kick	rush	rcv	pass					
Kali Nguma	-	11-16	51-51	-	-	-	-	-	-	84	
DT Sheffield	12	-	-	-	-	-	-	-	-	72	
Makenzie McGill II	9	-	-	-	-	-	-	-	-	54	
Blair Conwright	7	-	-	-	-	-	-	-	-	42	
Shane Porter	5	-	-	-	-	-	-	-	-	30	
Damon Ward Jr.	4	-	-	-	-	-	-	-	-	24	
Chandler Morris	4	-	-	-	-	-	-	-	-	24	
Wyatt Young	3	-	-	-	-	-	-	-	-	18	
Dalton Carnes	2	-	-	-	-	-	-	-	-	12	
Ikaika Ragsdale	1	-	-	-	-	-	-	-	-	6	
Damashja Harris	1	-	-	-	-	-	-	-	-	6	
Nick Rempert	1	-	-	-	-	-	-	-	-	6	
Jeremiah Aaron	1	-	-	-	-	-	-	-	-	6	
Oscar Hammond	1	-	-	-	-	-	-	-	-	6	
C.J. Garnett	1	-	-	-	-	-	-	-	-	6	
Miles Coleman	1	-	-	-	-	-	-	-	-	6	
Kiefer Sibley	1	-	-	-	-	-	-	-	-	6	
Total	54	11-16	51-51	0	0	0	0	0	0	408	
Opponents	51	20-23	44-45	0	2	2	0	0	0	414	

Score by Periods

Team	1st	2nd	3rd	4th	OT	TOT
North Texas	107	99	121	81	0	408
Opponents	99	153	72	90	0	414

Punting

Player	no.	yds	avg	lg	tb	fc	i20	50+	blk
Sawyer Evans	44	1801	40.9	55	1	30	9	4	0
Total	44	1801	40.9	55	1	30	9	4	0
Opponents	53	2151	40.6	63	2	20	22	11	2

Punt Returns

Player	no.	yds	avg	td	lg
DT Sheffield	13	157	12.1	0	27
Miles Coleman	2	-4	-2.0	0	0
Alphie Guillory Jr.	1	0	0.0	0	0
Total	16	154	9.6	1	27
Opponents	5	6	1.2	0	12

Kick Returns

Player	no.	yds	avg	td	lg
Juwaun Price	7	185	26.4	0	50
DT Sheffield	6	127	21.2	0	24
Miles Coleman	6	128	21.3	0	35
Shane Porter	2	29	14.5	0	16
Makenzie McGill II	2	39	19.5	0	24
Damashja Harris	1	24	24.0	0	24
Oscar Hammond	1	10	10.0	0	10
Brandon Young Jr.	1	15	15.0	0	15
Total	26	557	21.4	0	50
Opponents	19	300	15.8	1	100

All Purpose

Player	g	rush	rcv	pr	kr	ir	total	avg/g
DT Sheffield	12	86	822	157	127	0	1192	99.3
Shane Porter	12	643	88	0	29	0	760	63.3
Damon Ward Jr.	9	0	622	0	0	0	622	69.1
Makenzie McGill II	12	442	70	0	39	0	551	45.9
Blair Conwright	12	0	542	0	0	0	542	45.2
Miles Coleman	10	8	274	-4	128	0	406	40.6
Dalton Carnes	12	0	371	0	0	0	371	30.9
Wyatt Young	12	-3	284	0	0	0	281	23.4
Juwaun Price	2	64	14	0	185	0	263	131.5
Kiefer Sibley	7	186	65	0	0	0	251	35.9
Oscar Hammond	10	0	238	0	10	0	248	24.8
Chandler Morris	12	242	0	0	0	0	242	20.2
Damashja Harris	3	193	7	0	24	0	224	74.7
Landon Sides	11	0	191	0	0	0	191	17.4
Nick Rempert	11	23	127	0	0	0	150	13.6
Jeremiah Aaron	4	0	97	0	0	0	97	24.3
Ikaika Ragsdale	2	58	13	0	0	0	71	35.5
Brian Nelson II	11	0	0	0	0	70	70	6.4
Zach Evans	2	58	10	0	0	0	68	34.0
Drew Mestemaker	4	32	0	0	0	0	32	8.0
Quinton Hammonds	12	0	0	0	0	29	29	2.4
Evan Jackson	12	0	0	0	0	27	27	2.3
Xzavior Kautai	9	0	22	0	0	0	22	2.4
Brandon Young Jr.	9	0	4	0	15	0	19	2.1
Kyle Koch	3	9	5	0	0	0	14	4.7
Baron Tipton	3	0	8	0	0	0	8	2.7
Jaylen Smith	12	0	0	0	0	6	6	0.5
Ethan Wesloski	12	0	0	1	0	0	1	0.1
Total	12	1990	3874	154	557	132	6707	558.9
Opponents	12	2346	3133	6	300	203	5988	499.0

Total Offense

Player	g	plays	rush	pass	total	avg/g
Chandler Morris	12	572	242	3774	4016	334.7
Shane Porter	12	95	643	0	643	53.6
Makenzie McGill II	12	71	442	0	442	36.8
Damashja Harris	3	22	193	0	193	64.3
Kiefer Sibley	7	41	186	0	186	26.6
Drew Mestemaker	4	10	32	69	101	25.3
DT Sheffield	12	4	86	0	86	7.2
Juwaun Price	2	14	64	0	64	32.0
Ikaika Ragsdale	2	22	58	0	58	29.0
Zach Evans	2	9	58	0	58	29.0
Wyatt Young	12	3	-3	31	28	2.3
Nick Rempert	11	1	23	0	23	2.1
Kyle Koch	3	1	9	0	9	3.0
Miles Coleman	10	1	8	0	8	0.8
Total	12	880	1990	3874	5864	488.7
Opponents	12	891	2346	3133	5479	456.6

2024 REVIEW



2024 SEASON STATISTICS

Team Defense

##	Player	gp	Tackles				Sacks	Pass defense			Fumbles		blkd	
			ua	a	tot	tfl/yds		no-yds	int-yds	brup	qbh	fr-yds	ff	kick
36	Jaylen Smith	12	41	56	97	7.5-17	.	1-6	2	11
21	Jayden Hill	11	50	29	79	3-8	1-4	1-0	2	2
8	Jordan Brown	12	24	51	75	4-8	0.5-4	.	.	2
32	Ethan Wesloski	12	17	38	55	5-27	2.5-22	.	.	2
2	Evan Jackson	12	38	17	55	0.5-0	.	2-27	2	1
4	Brian Nelson II	11	43	7	50	2-5	.	4-70	2	1	1-0	.	.	.
39	Quinton Hammonds	12	32	15	47	1.5-11	.	1-29	1	1
7	Shane Whitter	11	18	23	41	1.5-3	.	.	3	2
24	Chavez Brown	12	21	19	40	6.5-32	4-27	.	.	1	1-0	.	.	.
89	Terrell Dawkins	12	14	23	37	3.5-22	2.5-20	.	.	9
5	Ridge Texada	12	27	9	36	1.5-6	.	1-0	8	.	.	1	.	.
15	Fatafehi Vailea	12	8	19	27	2.5-2	1-1	.	.	2
10	Roderick Brown	12	11	15	26	6.5-28	4.5-27	.	.	3
9	Jake Shipley	11	12	11	23	2.5-16	2-14	.	.	4
95	Breyton Charles	10	11	12	23	5.5-22	4-21	.	1	2
17	Taylor Starling	12	12	7	19	1.5-1	.	.	4
14	Jayven Anderson	12	12	2	14	1-2	.	.	1
25	Kollin Lewis	10	7	6	13	1-2	.	.	1
49	Kamdon McFarland	11	6	6	12
30	BJ Allen Jr.	7	6	2	8	1	.	.
13	Chris Gant Jr.	3	4	4	8
3	Jace Ruder	12	4	2	6	1-2
97	VJ Bronson	5	3	2	5
16	Gabe Stroud	3	3	2	5
94	Jayden Williams	9	.	5	5
34	C.J. Garnett	10	2	2	4	2
20	Alphie Guillory Jr.	12	1	2	3	1-0	.	1	.
23	X'Avion Brice	7	3	.	3	1-0	.	.	.
26	Kerry Williams II	4	3	.	3
52	Jenson Walker	11	1	1	2	1	.	.
35	J.J. Jean-Louis	5	2	.	2
53	Blake Fann	12	1	1	2
27	Matthew Moore	6	1	1	2	1-1
46	Nathan Laperi	7	.	2	2	1
45	Zhaiylen Scott	4	1	1	2	1
0	Blair Conwright	12	1	.	1
64	Jett Duncan	9	1	.	1
4	Chandler Morris	12	1	.	1
23	Oscar Hammond	10	1	.	1
82	Dallas Dudley	2	.	1	1
40	Kali Nguma	12	1	.	1
37	Kabriel Anderson-Dale	4	1	.	1
48	Jaedon Langley	2	.	1	1
Totals		12	445	394	839	59-215	22-140	10-132	27	47	4-0	3	2	0
Opponents		12	454	302	756	68-202	13-73	12-203	40	36	7-6	8	1	0

2024 REVIEW



2024 SEASON STATISTICS

25-YARD PLUS PLAYS

Yds	Type	Player(s)	Opponent
96*	Pass	Conwright,Blair from Morris,Chandler	Tulsa
80*	Rush	Harris,Damashja	SFA
79*	Rush	Porter,Shane	UTSA
75*	Rush	McGill II,Makenzie	Tulsa
75*	Pass	Young,Wyatt from Morris,Chandler	Texas Tech
75*	Rush	Sheffield,DT	Memphis
75*	Pass	Sheffield,DT from Morris,Chandler	Memphis
54*	Pass	Ward Jr.,Damon from Morris,Chandler	South Alabama
51*	Rush	McGill II,Makenzie	Temple
51*	Pass	Sheffield,DT from Morris,Chandler	SFA
50	KR	Price,Juwaun	SFA
49	Pass	Coleman,Miles from Mestemaker,Drew	Texas Tech
49*	Rush	Morris,Chandler	Memphis
44	Pass	Ward Jr.,Damon from Morris,Chandler	Tulane
43*	Rush	Porter,Shane	UTSA
40	Pass	Rempert,Nick from Morris,Chandler	Tulsa
40	Rush	Porter,Shane	Wyoming
40	Rush	Evans,Zach	Tulsa
40	Pass	Sheffield,DT from Morris,Chandler	Tulane
39*	Rush	McGill II,Makenzie	Temple
39	Pass	Young,Wyatt from Morris,Chandler	Fla. Atlantic
39*	Rush	Porter,Shane	UTSA
38	KR	Price,Juwaun	South Alabama
38	Pass	Hammond,Oscar from Morris,Chandler	SFA
37	Pass	Sides,Landon from Morris,Chandler	Memphis
37	Pass	Sheffield,DT from Morris,Chandler	Fla. Atlantic
36	Pass	Coleman,Miles from Morris,Chandler	Memphis
35	Rush	Porter,Shane	Fla. Atlantic
35	KR	Coleman,Miles	East Carolina
34	Pass	Carnes,Dalton from Morris,Chandler	Wyoming
33	Pass	Conwright,Blair from Morris,Chandler	UTSA
33	Pass	Sheffield,DT from Morris,Chandler	Tulsa
33	Pass	Ward Jr.,Damon from Morris,Chandler	UTSA
33	Pass	Carnes,Dalton from Morris,Chandler	Fla. Atlantic
32	Pass	Hammond,Oscar from Morris,Chandler	UTSA
31	Pass	Ward Jr.,Damon from Young,Wyatt	South Alabama
30	Pass	Young,Wyatt from Morris,Chandler	Tulsa
30	Rush	Porter,Shane	Memphis
30*	Pass	Sheffield,DT from Morris,Chandler	Tulane
30	Pass	Sheffield,DT from Morris,Chandler	Temple
29	INT	Hammonds,Quinto	East Carolina
29*	Pass	Sheffield,DT from Morris,Chandler	Wyoming
28	Pass	Ward Jr.,Damon from Morris,Chandler	Army West Point
28*	Pass	Sheffield,DT from Morris,Chandler	SFA
27	Pass	Ward Jr.,Damon from Morris,Chandler	UTSA
27	PR	Sheffield,DT	Fla. Atlantic
27	Pass	Aaron,Jeremiah from Morris,Chandler	SFA
27*	Pass	Sheffield,DT from Morris,Chandler	Tulsa
27	Pass	Carnes,Dalton from Morris,Chandler	Tulane
27	INT	Jackson,Evan	Tulsa
26	Pass	Aaron,Jeremiah from Morris,Chandler	South Alabama
26*	Pass	Ward Jr.,Damon from Morris,Chandler	Tulane
26*	Pass	Young,Wyatt from Morris,Chandler	Tulsa
26	Rush	Porter,Shane	Wyoming
25*	Pass	Rempert,Nick from Morris,Chandler	Fla. Atlantic
25	Pass	Ward Jr.,Damon from Morris,Chandler	South Alabama
25*	Pass	Conwright,Blair from Morris,Chandler	South Alabama

* touchdown scored on play

LONG PLAYS BY THE NUMBERS

Long Plays By Yards	No.	TD
100+	0	0
90-99	1	1
80-89	1	1
70-79	5	5
60-69	0	0
50-59	4	3
40-49	8	2
30-39	21	3
20-29	60	9

Long Plays By Type	No.	TD
Rushing	22	11
Passing	56	13
Punt returns	3	0
Kick returns	14	0
Interceptions	5	0
Fumble returns	0	0
Other	0	0
TOTAL	100	24

25-YARD PLUS BY PLAYER

Player	No.	TD	R	P	KR	PR	IR	FR
Sheffield,DT	20	7	1	11	5	3	0	0
Ward Jr.,Damon	12	2	0	12	0	0	0	0
Porter,Shane	8	3	8	0	0	0	0	0
McGill II,Makenzie	7	4	7	0	0	0	0	0
Young,Wyatt	6	2	0	6	0	0	0	0
Conwright,Blair	6	2	0	6	0	0	0	0
Carnes,Dalton	6	0	0	6	0	0	0	0
Coleman,Miles	6	0	0	3	3	0	0	0
Price,Juwaun	5	0	0	0	5	0	0	0
Sides,Landon	4	0	0	4	0	0	0	0
Rempert,Nick	3	1	1	2	0	0	0	0
Nelson II,Brian	3	0	0	0	0	0	3	0
Aaron,Jeremiah	3	0	0	3	0	0	0	0
Hammond,Oscar	3	0	0	3	0	0	0	0
Morris,Chandler	2	2	2	0	0	0	0	0
Harris,Damashja	2	1	1	0	1	0	0	0
Mestemaker,Drew	1	0	1	0	0	0	0	0
Jackson,Evan	1	0	0	0	0	0	1	0
Hammonds,Quinto	1	0	0	0	0	0	1	0
Evans,Zach	1	0	1	0	0	0	0	0
TOTAL	100	24	22	56	14	3	5	0

LONGEST PLAYS OF THE YEAR

Rushing
80 Harris,Damashja vs SFA (9/7/2024)

Rushing Touchdown
80 Harris,Damashja vs SFA (9/7/2024)

Passing
96 Conwright,Blair from Morris,Chandler vs Tulsa (9/28/2024)

Passing Touchdown
96 Conwright,Blair from Morris,Chandler vs Tulsa (9/28/2024)

Punt Return
27 Sheffield,DT vs Fla. Atlantic (10/12/2024)

Kick Return
50 Price,Juwaun vs SFA (9/7/2024)

Interception Return
29 Hammonds,Quinto vs East Carolina (11/23/2024)

Fumble Return
None

Punt
56 Evans,Sawyer vs Memphis (10/19/2024)

Field Goal
46 Nguma,Kali vs Fla. Atlantic (10/12/2024)

2024 REVIEW



2024 SEASON STATISTICS

UNT SCORING DRIVES

OPPONENT	PLAYS	YDS	DRIVE TIME	DRIVE START	QTR/ CLOCK	PLAY
South Alabama	15	79	5:18	1Q/14:55	1Q/9:37	Morris 2 yd rush
South Alabama	7	79	2:06	2Q/14:49	2Q/12:43	Ward 3 yd pass from Morris
South Alabama	3	66	0:47	3Q/14:10	3Q/13:23	Conwright 25 yd pass from Morris
South Alabama	5	50	2:16	3Q/12:30	3Q/10:14	Morris 1 yd rush
South Alabama	4	69	1:35	3Q/5:11	3Q/3:36	Ward 54 yd pass from Morris
South Alabama	-	-	-	-	3Q/2:40	Garnett 0 yd punt block return
South Alabama	10	76	4:57	4Q/13:25	4Q/8:28	Ragsdale 3 yd rush
South Alabama	7	28	1:46	4Q/4:39	4Q/2:53	Nguma 30 yd FG
SFA	5	75	1:35	1Q/11:26	1Q/9:51	Sheffield 51 yd pass from Morris
SFA	10	81	3:31	1Q/8:50	1Q/5:27	Sheffield 2 yd pass from Morris
SFA	4	44	1:34	2Q/1:49	2Q/0:15	Sheffield 28 yd pass from Morris
SFA	10	74	4:04	3Q/13:01	3Q/8:57	Hammond 7 yd pass from Morris
SFA	3	90	1:06	3Q/0:22	4Q/14:16	Harris 80 yd rush
Texas Tech	1	75	0:07	1Q/5:12	1Q/5:05	Young, W. 75 yd pass from Morris
Texas Tech	4	18	0:58	3Q/10:07	3Q/9:09	Aaron 15 yd pass from Morris
Texas Tech	8	75	3:31	4Q/12:50	4Q/9:19	Porter 1 yd rush
Wyoming	7	75	2:36	1Q/9:54	1Q/7:18	Sheffield 29 yd pass from Morris
Wyoming	14	80	4:47	1Q/3:59	2Q/14:12	Nguma 23 yd FG
Wyoming	8	75	4:09	2Q/10:03	2Q/5:54	Conwright 19 yd pass from Morris
Wyoming	7	76	0:53	2Q/2:10	2Q/1:17	McGill II 4 yd rush
Wyoming	8	48	1:03	2Q/1:03	2Q/0:00	Nguma 45 yd FG
Wyoming	6	35	2:07	3Q/12:17	3Q/10:10	McGill II 2 yd rush
Wyoming	7	92	3:55	3Q/9:12	3Q/5:17	McGill II 24 yd rush
Wyoming	7	20	5:01	4Q/7:08	4Q/2:07	Nguma 34 yd FG
Tulsa	2	99	0:37	2Q/5:24	2Q/4:47	Conwright 96 yd pass from Morris
Tulsa	6	40	2:00	2Q/3:56	2Q/1:56	Nguma 27 yd FG
Tulsa	1	1	0:05	2Q/1:33	2Q/1:28	Young, W. 1 yd rush
Tulsa	2	41	0:15	2Q/0:21	2Q/0:06	Young, W. 26 yd pass from Morris
Tulsa	8	64	2:49	3Q/14:54	3Q/12:05	Sheffield 27 yd pass from Morris
Tulsa	4	80	1:32	3Q/10:03	3Q/8:31	Carnes 14 yd pass from Morris
Tulsa	11	99	4:58	3Q/6:30	3Q/1:32	Sibley 9 yd pass from Morris
Tulsa	1	75	0:12	4Q/12:47	4Q/12:35	McGill II 75 yd rush
Florida Atlantic	14	75	4:31	1Q/15:00	1Q/10:29	Carnes 19 yd pass from Morris
Florida Atlantic	1	25	0:08	1Q/5:19	1Q/5:11	Rempert 25 yd pass from Morris
Florida Atlantic	6	47	2:54	2Q/7:34	2Q/4:40	Nguma 46 yd FG
Florida Atlantic	7	65	2:40	3Q/12:01	3Q/9:21	McGill II 3 yd rush
Florida Atlantic	10	58	4:34	3Q/4:59	3Q/0:25	Nguma 40 yd FG
Florida Atlantic	8	75	1:43	4Q/4:21	4Q/2:38	Sheffield 8 yd pass from Morris
Florida Atlantic	5	58	0:45	4Q/1:43	4Q/0:58	Sheffield 3 yd pass from Morris
Memphis	1	75	0:11	1Q/11:05	1Q/10:54	Sheffield 75 yd rush
Memphis	1	75	0:10	1Q/7:05	1Q/6:55	Sheffield 75 yd pass from Morris
Memphis	6	71	2:36	1Q/5:22	1Q/2:46	Porter 10 yd rush
Memphis	9	62	1:02	2Q/1:02	2Q/0:00	Nguma 34 yd FG
Memphis	11	65	4:29	3Q/7:01	3Q/2:32	Sheffield 9 yd pass from Morris
Memphis	6	75	1:34	3Q/0:33	4Q/13:59	Morris 49 yd rush
Memphis	10	75	2:29	4Q/5:17	4Q/2:48	Conwright 9 yd pass from Morris
Tulane	9	60	3:33	1Q/7:45	1Q/4:12	Nguma 43 yd FG
Tulane	5	57	2:08	2Q/12:09	2Q/10:01	Ward Jr. 26 yd pass from Morris
Tulane	4	47	0:43	2Q/12:09	2Q/10:01	Sheffield 30 yd pass from Morris
Tulane	7	75	2:11	3Q/8:06	3Q/5:55	Morris 20 yd rush
Tulane	19	80	7:20	4Q/11:43	4Q/4:23	McGill II 2 yd rush
Tulane	11	90	1:47	4Q/2:28	4Q/0:41	Ward Jr. 10 yd pass from Morris
Army	18	62	6:50	1Q/15:00	1Q/8:10	Nguma 31 yd FG
UTSA	1	79	0:13	2Q/14:55	2Q/14:42	Porter 79 yd rush
UTSA	10	86	3:14	3Q/10:43	3Q/7:29	Porter 39 yd rush
UTSA	2	75	0:27	3Q/1:55	3Q/1:28	Porter 43 yd rush
UTSA	4	75	1:37	4Q/14:04	4Q/12:27	Conwright 14 yd pass from Morris
East Carolina	4	37	1:45	1Q/10:16	1Q/8:31	Conwright 4 yd pass from Morris
East Carolina	9	49	2:14	1Q/8:08	1Q/5:54	Coleman 7 yd pass from Morris
East Carolina	14	83	6:59	2Q/10:05	2Q/3:06	Conwright 3 yd pass from Morris
East Carolina	4	75	1:39	3Q/1:43	3Q/0:04	McGill II 7 yd rush
Temple	8	75	2:49	1Q/15:00	1Q/12:19	Sheffield 14 yd pass from Morris
Temple	4	0	0:11	1Q/12:11	1Q/12:00	Nguma, Kali 36 yd FG
Temple	7	75	1:53	1Q/4:55	1Q/3:02	McGill II 39 yd rush
Temple	3	51	1:22	1Q/1:14	2Q/14:52	McGill II 51 yd rush

DRIVES SUPERLATIVES

MOST PLAYS:	19, vs. Tulane (TD)	FEWEST PLAYS:	1, 7x, last at UTSA (TD)
MOST YARDS:	99, 2x, last vs. Tulsa (TD)	FEWEST YARDS:	0, at Temple (FG)
LONGEST TIME:	7:20, vs. Tulane (TD)	SHORTEST TIME:	0:05, vs. Tulsa (TD)

OPPONENT SCORING DRIVES

TEAM	PLAYS	YDS	DRIVE TIME	DRIVE START	QTR/ CLOCK	PLAY
South Alabama	8	57	3:34	1Q/9:32	1Q/5:58	Marjan 39 yd FG
South Alabama	7	72	2:13	1Q/2:08	2Q/14:55	Lopez 8 yd rush
South Alabama	8	61	3:04	2Q/12:43	2Q/9:39	Marjan 32 yd FG
South Alabama	12	83	3:55	2Q/8:19	2Q/4:24	Gothwell 13 yd rush
South Alabama	9	75	4:59	3Q/10:14	3Q/5:15	Pritchett 26 yd pass from Lopez
South Alabama	9	75	4:09	3Q/2:40	4Q/13:31	Sandgren 21 yd pass from Lopez
South Alabama	10	75	3:49	4Q/8:28	4Q/4:39	Eager 23 yd pass from Lopez
SFA	4	-12	2:00	1Q/13:26	1Q/11:26	Campos 40 yd FG
SFA	-	-	-	-	1Q/2:08	Brown, Jer. 70 yd INT return
SFA	6	62	2:10	2Q/12:00	2Q/9:50	Davis 33 yd pass from Vidlak
SFA	5	31	1:11	3Q/7:58	3Q/6:47	Campos 21 yd FG
Texas Tech	8	56	3:04	1Q/13:21	1Q/10:17	Kelly 10 yd pass from Morton
Texas Tech	8	65	3:55	1Q/5:24	1Q/5:12	Garcia 25 yd FG
Texas Tech	9	75	4:13	1Q/5:12	1Q/0:52	Brooks 21 yd rush
Texas Tech	2	80	0:40	2Q/11:02	2Q/10:22	Eakin 70 yd pass from Morton
Texas Tech	-	-	-	-	2Q/9:50	Lux 44 yd INT return
Texas Tech	1	25	0:13	2Q/9:43	2Q/9:30	Morton 10 yd rush
Texas Tech	4	75	1:41	2Q/7:46	2Q/6:05	Miller II 45 yd pass from Morton
Texas Tech	6	30	2:47	2Q/5:55	2Q/3:08	Conyers 10 yd pass from Morton
Texas Tech	4	43	1:27	3Q/5:33	3Q/4:06	Williams 3 yd rush
Texas Tech	9	79	4:35	3Q/2:25	4Q/12:50	Dickey 1 yd rush
Wyoming	11	62	5:06	1Q/15:00	1Q/9:54	Hoyland 30 yd FG
Wyoming	8	75	3:39	2Q/5:54	2Q/2:15	Scott 41 yd pass from Svoboda
Wyoming	-	-	-	-	2Q/1:03	King 100 yd KO return
Tulsa	11	58	3:03	1Q/3:03	2Q/14:12	Morgan 22 yd FG
Tulsa	11	48	3:45	3Q/1:32	4Q/12:47	Morgan 45 yd FG
Tulsa	9	82	4:57	4Q/12:26	4Q/7:29	Wright, J. 18 yd pass from Legas
Tulsa	12	71	3:31	4Q/3:37	4Q/0:06	Vaughn 5 yd pass from Carpenter
Florida Atlantic	7	75	3:51	1Q/10:29	1Q/6:38	Hayes 14 yd pass from Fancher
Florida Atlantic	11	71	5:45	1Q/5:04	2Q/14:19	Suarez 26 yd FG
Florida Atlantic	10	73	5:28	2Q/13:02	2Q/7:34	Sullivan 28 yd pass from Fancher
Florida Atlantic	9	75	3:13	2Q/4:33	2Q/1:20	Smith Jr. 5 yd pass from Fancher
Florida Atlantic	5	38	0:28	2Q/0:30	2Q/0:02	Suarez 32 yd FG
Florida Atlantic	1	12	0:07	3Q/1:32	3Q/5:06	Henigan 28 yd rush
Florida Atlantic	7	18	3:41	4Q/8:02	4Q/4:21	Suarez 32 yd FG
Memphis	9	75	3:55	1Q/15:00	1Q/11:05	Henigan 4 yd rush
Memphis	7	75	3:49	1Q/10:54	1Q/7:05	Anderson Jr. 5 yd rush
Memphis	10	79	4:34	1Q/2:41	2Q/13:07	Thomas 1 yd rush
Memphis	1	42	0:08	2Q/7:49	2Q/7:41	Anderson Jr. 42 yd rush
Memphis	4	75	1:59	3Q/2:32	3Q/0:33	Blankumsee 62 yd pass from Henigan
Memphis	8	65	4:36	4Q/13:59	4Q/9:23	Anderson Jr. 4 yd rush
Memphis	5	70	2:47	4Q/8:04	4Q/5:17	Anderson Jr. 5 yd rush
Memphis	6	19	1:43	4Q/2:48	4Q/1:05	Vandenberg 43 yd FG
Tulane	7	44	3:46	1Q/11:36	1Q/7:50	Williams, M. 9 yd pass from Mensah
Tulane	4	75	2:05	1Q/4:12	1Q/2:07	Brown, Y. 30 yd pass from Mensah
Tulane	2	28	0:44	1Q/2:00	1Q/1:16	Thompson, Ty 17 yd rush
Tulane	7	69	4:11	2Q/10:01	2Q/5:50	Hughes 2 yd rush
Tulane	6	43	0:53	2Q/1:21	2Q/0:28	Barnes, Jacob 47 yd FG
Tulane	7	72	3:44	3Q/11:50	3Q/8:06	Bauman 14 yd pass from Mensah
Tulane	1	11	0:05	3Q/3:07	3Q/3:02	Brown, Y. 11 yd rush
Army	9	48	5:47	1Q/8:09	1Q/2:22	Daily 10 yd rush
Army	21	94	13:46	3Q/10:38	4Q/11:44	Daily 2 yd rush
UTSA	8	49	3:05	1Q/9:43	1Q/6:38	Barnes 1 yd rush
UTSA	2	59	0:41	1Q/4:22	1Q/3:41	Amador II 51 yd pass from McCown
UTSA	14	75	5:59	2Q/14:42	2Q/8:43	Dishman 7 yd pass from McCown
UTSA	6	51	2:25	2Q/6:45	2Q/4:20	Sandell 42 yd FG
UTSA	11	58	1:26	2Q/1:26	2Q/0:00	Sandell 44 yd FG
UTSA	12	70	5:34	3Q/7:29	3Q/1:55	Sandell 28 yd FG
UTSA	5	58	2:24	3Q/1:28	4Q/14:04	Sandell 34 yd FG
UTSA	6	82	2:42	4Q/11:57	4Q/9:15	Henry 2 yd rush
UTSA	1	83	0:12	4Q/2:45	4Q/2:33	Henry 83 yd rush
East Carolina	14	67	3:01	2Q/3:05	2Q/0:04	Harris, R. 1 yd rush
East Carolina	2	46	0:31	3Q/13:37	3Q/13:06	Harris, R. 39 yd rush
East Carolina	9	25	3:11	3Q/11:30	3Q/8:19	Conrad 38 yd FG
East Carolina	4	80	1:16	3Q/7:24	3Q/6:08	Smith, A. 50 yd pass from Houser
East Carolina	8	65	2:41	3Q/4:24	3Q/1:43	Smith, Y. 28 yd pass from Houser
East Carolina	12	63	4:28	3Q/0:04	4Q/10:36	Conrad 31 yd FG
East Carolina	3	30	0:23	4Q/2:01	4Q/1:38	Harris, R. 7 yd rush
Temple	5	27	2:13	1Q/7:08	1Q/4:55	Trujillo, Maddux 44 yd FG
Temple	3	58	0:52	2Q/4:56	2Q/4:04	Smith, Jo. 1 yd rush
Temple	7	72	1:43	2Q/2:29	2Q/0:46	Simon 1 yd rush

DRIVES SUPERLATIVES

MOST PLAYS:	21, vs. Army (TD)	FEWEST PLAYS:	1, 5x, last at UTSA (TD)
MOST YARDS:	94, vs. Army (TD)	FEWEST YARDS:	-12, vs. SFA (FG)
LONGEST TIME:	13:46, vs. Army (TD)	SHORTEST TIME:	0:05, vs. Tulane (TD)

2024 REVIEW



2024 SEASON STATISTICS

Team Game-By-Game

Date	Opponent	Rushing				Receiving				Passing				Kick Returns				Punt Returns				tot off
		no.	yds	td	lg	no.	yds	td	lg	cmp-att-int	yds	td	lg	no.	yds	td	lg	no.	yds	td	lg	
08/31/2024	at South Alabama	34	104	3	13	33	446	3	54	33-42-0	446	3	54	7	145	0	38	2	24	1	18	550
09/07/2024	SFA	33	182	1	80	26	322	4	51	26-44-3	322	4	51	2	74	0	50	1	-2	0	0	504
09/14/2024	at Texas Tech	33	135	1	21	17	218	2	75	17-31-3	218	2	75	2	43	0	23	3	47	0	20	353
09/21/2024	Wyoming	32	216	3	40	30	318	2	34	30-43-0	318	2	34	1	24	0	24	3	30	0	20	534
09/28/2024	Tulsa	26	179	2	75	22	439	5	96	22-34-0	439	5	96	1	21	0	21	2	16	0	15	618
10/12/2024	at Fla. Atlantic	26	148	1	34	27	336	4	39	27-45-1	336	4	39	3	52	0	21	1	27	0	27	484
10/19/2024	at Memphis	33	208	3	75	36	445	3	75	36-64-1	445	3	75	1	16	0	16	0	0	0	0	653
10/26/2024	Tulane	25	76	2	20	38	449	3	44	38-57-0	449	3	44	2	39	0	24	1	16	0	16	525
11/09/2024	Army West Point	18	69	0	16	24	214	0	28	24-37-2	214	0	28	1	16	0	16	0	0	0	0	283
11/15/2024	at UTSA	25	239	3	79	21	241	1	33	21-36-2	241	1	33	2	29	0	17	0	0	0	0	480
11/23/2024	East Carolina	36	181	1	23	32	266	3	21	32-48-0	266	3	21	4	98	0	35	1	0	0	0	447
11/30/2024	at Temple	38	253	2	51	21	180	1	30	21-40-0	180	1	30	0	0	0	0	2	-4	0	0	433
North Texas		359	1990	22	80	327	3874	31	96	327-521-12	3874	31	96	26	557	0	50	16	154	1	27	5864
Opponents		500	2346	26	83	235	3133	22	70	235-391-10	3133	22	70	19	300	1	100	5	6	0	12	5479

North Texas Averages

Games	Avg/ rush	Avg/ catch	Pass effic	KR avg	PR avg	All purpose avg/game	Total offense avg/game
12	5.5	11.8	140.3	21.4	9.6	558.9	488.7

Date	Opponent	Tackles			Sacks	Fumble	Pass Defense			blkd	PAT attempts			off				
		ua	a	total	tfl-yds	no-yds	ff	fr-yds	int-yds	qbh	brup	kick	kick	rush	rcv	saf	t/o	pts
08/31/2024	at South Alabama	26	40	66	3.0-11	2-10	0	0-0	0-0	6	3	1	7-7	0	0	0	0	52
09/07/2024	SFA	30	30	60	3.0-22	2-19	0	0-0	1-0	14	5	0	5-5	0	0	0	0	35
09/14/2024	at Texas Tech	40	30	70	9.0-25	1-11	1	0-0	1-23	1	3	0	3-3	0	0	0	7	21
09/21/2024	Wyoming	28	30	58	4.0-18	1-5	0	0-0	0-0	7	3	0	5-5	0	0	0	0	44
09/28/2024	Tulsa	47	30	77	6.0-18	2-12	0	0-0	2-27	5	3	1	7-7	0	0	0	7	52
10/12/2024	at Fla. Atlantic	39	30	69	7.0-18	3-9	0	1-0	1-0	1	2	0	5-5	0	0	0	7	41
10/19/2024	at Memphis	34	20	54	5.0-15	2-6	0	0-0	0-0	1	2	0	5-5	0	0	0	0	44
10/26/2024	Tulane	29	44	73	3.0-6	1-4	0	0-0	1-6	0	0	0	4-4	0	0	0	7	37
11/09/2024	Army West Point	43	30	73	3.0-12	1-10	1	1-0	1-23	1	0	0	0-0	0	0	0	0	3
11/15/2024	at UTSA	54	26	80	6.0-24	3-20	0	0-0	1-24	4	1	0	3-3	0	0	0	0	27
11/23/2024	East Carolina	38	54	92	4.0-12	2-10	1	1-0	1-29	2	2	0	4-4	0	0	0	7	28
11/30/2024	at Temple	37	30	67	6.0-34	2-24	0	1-0	1-0	5	3	0	3-3	0	0	0	3	24
North Texas		445	394	839	59.0-215	22-140	3	4-0	10-132	47	27	2	51-51	0	0	0	38	408
Opponents		454	302	756	68.0-202	13-73	8	7-6	12-203	36	40	1	44-45	0	2	0	62	414

Date	Opponent	Punting									Field Goals			Kickoffs				
		no.	yds	avg	long	blkd	tb	fc	50+	i20	md-att	long	blkd	no.	yds	avg	tb	ob
08/31/2024	at South Alabama	1	51	51.0	51	0	0	0	1	1	1-2	30	0	9	582	64.7	8	0
09/07/2024	SFA	6	226	37.7	50	0	0	5	1	1	0-0	0	0	6	383	63.8	5	0
09/14/2024	at Texas Tech	6	257	42.8	48	0	0	2	0	1	0-1	0	0	4	260	65.0	4	0
09/21/2024	Wyoming	3	115	38.3	44	0	0	2	0	1	3-3	45	0	8	482	60.3	3	0
09/28/2024	Tulsa	4	162	40.5	43	0	0	3	0	1	1-1	27	0	9	549	61.0	7	0
10/12/2024	at Fla. Atlantic	2	84	42.0	44	0	0	1	0	0	2-2	46	0	8	492	61.5	1	1
10/19/2024	at Memphis	4	175	43.8	52	0	0	3	1	0	1-1	34	0	6	357	59.5	4	1
10/26/2024	Tulane	3	134	44.7	49	0	0	2	0	1	1-1	43	0	7	286	40.9	3	0
11/09/2024	Army West Point	1	48	48.0	48	0	0	0	0	1	1-1	31	0	1	38	38.0	0	0
11/15/2024	at UTSA	3	128	42.7	46	0	0	3	0	0	0-0	0	0	5	292	58.4	2	1
11/23/2024	East Carolina	2	95	47.5	55	0	1	1	1	1	0-2	0	1	5	292	58.4	4	0
11/30/2024	at Temple	9	326	36.2	42	0	0	8	0	1	1-2	36	0	5	260	52.0	1	0
North Texas		44	1801	40.9	55	0	1	30	4	9	11-16	46	1	73	4273	58.5	42	3
Opponents		53	2151	40.6	63	2	2	20	11	22	20-23	47	0	81	4970	61.4	45	4





2024 SEASON STATISTICS

Opponent Game-By-Game

Date	Opponent	Rushing				Receiving				Passing				Kick Returns				Punt Returns				tot off		
		no.	yds	td	lg	no.	yds	td	lg	cmp	att	int	yds	td	lg	no.	yds	td	lg	no.	yds		td	lg
08/31/2024	at South Alabama	33	150	2	13	26	432	3	52	26	49	0	432	3	52	1	19	0	19	0	0	0	0	582
09/07/2024	SFA	31	67	0	14	20	181	1	33	20	39	1	181	1	33	0	0	0	0	0	0	0	0	248
09/14/2024	at Texas Tech	37	232	4	37	24	354	4	70	24	34	1	354	4	70	0	0	0	0	2	-6	0	0	586
09/21/2024	Wyoming	32	69	0	8	15	175	1	41	15	28	0	175	1	41	3	130	1	100	0	0	0	0	244
09/28/2024	Tulsa	47	229	0	28	20	186	2	27	20	44	2	186	2	27	2	18	0	12	1	12	0	12	415
10/12/2024	at Fla. Atlantic	43	168	1	31	22	351	3	52	22	31	1	351	3	52	3	61	0	25	1	1	0	1	519
10/19/2024	at Memphis	32	207	6	53	24	319	1	62	24	38	0	319	1	62	1	21	0	21	1	-1	0	3	526
10/26/2024	Tulane	47	297	3	41	10	175	3	45	10	13	1	175	3	45	3	6	0	6	0	0	0	0	472
11/09/2024	Army West Point	64	293	2	20	2	15	0	8	2	4	1	15	0	8	1	10	0	10	0	0	0	0	308
11/15/2024	at UTSA	48	302	3	83	29	379	2	53	29	43	1	379	2	53	1	15	0	15	0	0	0	0	681
11/23/2024	East Carolina	57	255	3	39	16	298	2	50	16	24	1	298	2	50	1	0	0	0	0	0	0	0	553
11/30/2024	at Temple	29	77	2	28	27	268	0	35	27	44	1	268	0	35	3	20	0	20	0	0	0	0	345
Opponents		500	2346	26	83	235	3133	22	70	235	391	10	3133	22	70	19	300	1	100	5	6	0	12	5479
North Texas		359	1990	22	80	327	3874	31	96	327	521	12	3874	31	96	26	557	0	50	16	154	1	27	5864

Opponents Averages

Games	Avg/ rush	Avg/ catch	Pass effic	KR avg	PR avg	All purpose avg/game	Total offense avg/game
12	4.7	13.3	140.9	15.8	1.2	499.0	456.6

Date	Opponent	ua	Tackles		tfl-yds	Sacks no-yds	Fumble ff-fr-yds	Pass Defense			blkd kick	PAT attempts			off				
			a	total				int-yds	qbh	brup		kick	kick	rush	rcv	saf	t/o	pts	
08/31/2024	at South Alabama	27	56	83	1.0-1	0-0	0	0-0	0-0	1	2	0	2-2	0	0	0	0	0	38
09/07/2024	SFA	38	26	64	10.0-39	3-20	0	1-0	3-117	6	3	0	2-2	0	0	0	13	20	
09/14/2024	at Texas Tech	38	28	66	5.0-15	1-3	0	0-0	3-46	3	1	0	9-9	0	0	0	21	66	
09/21/2024	Wyoming	43	20	63	3.0-14	0-0	0	0-0	0-0	6	2	0	2-2	0	0	0	0	17	
09/28/2024	Tulsa	29	20	49	6.0-21	2-11	0	0-0	0-0	2	2	0	2-2	0	0	0	0	20	
10/12/2024	at Fla. Atlantic	33	28	61	5.0-11	1-6	1	0-0	1-30	3	4	0	4-4	0	0	0	7	37	
10/19/2024	at Memphis	42	16	58	10.0-33	2-13	2	1-0	1-0	5	6	0	7-7	0	0	0	0	52	
10/26/2024	Tulane	49	16	65	5.0-17	1-10	2	2-0	0-0	2	3	0	4-5	0	1	0	7	45	
11/09/2024	Army West Point	34	18	52	4.0-11	1-3	0	0-0	2-0	0	3	0	2-2	0	0	0	0	14	
11/15/2024	at UTSA	37	16	53	5.0-6	1-0	0	0-0	2-10	3	7	0	4-4	0	1	0	7	48	
11/23/2024	East Carolina	42	36	78	7.0-19	1-7	2	1-6	0-0	3	2	1	4-4	0	0	0	7	40	
11/30/2024	at Temple	42	22	64	7.0-15	0-0	1	2-0	0-0	2	5	0	2-2	0	0	0	0	17	
Opponents		454	302	756	68.0-202	13-73	8	7-6	12-203	36	40	1	44-45	0	2	0	62	414	
North Texas		445	394	839	59.0-215	22-140	3	4-0	10-132	47	27	2	51-51	0	0	0	38	408	

Date	Opponent	no.	yds	Punting						Field Goals			Kickoffs					
				avg	long	blkd	tb	fc	50+	i20	md-att	long	blkd	no.	yds	avg	tb	ob
08/31/2024	at South Alabama	3	88	29.3	47	1	0	0	0	0	2-2	39	0	8	414	51.8	0	1
09/07/2024	SFA	6	246	41.0	50	0	0	5	1	2	2-2	40	0	5	315	63.0	3	0
09/14/2024	at Texas Tech	4	182	45.5	52	0	0	0	2	2	1-1	25	0	11	719	65.4	9	0
09/21/2024	Wyoming	6	232	38.7	53	0	0	1	2	2	1-1	30	0	4	260	65.0	3	0
09/28/2024	Tulsa	6	218	36.3	54	1	1	0	2	2	2-2	45	0	5	293	58.6	3	1
10/12/2024	at Fla. Atlantic	2	93	46.5	48	0	0	0	0	1	3-4	32	0	8	497	62.1	4	1
10/19/2024	at Memphis	6	254	42.3	45	0	0	5	0	2	1-2	43	0	9	579	64.3	8	0
10/26/2024	Tulane	4	192	48.0	63	0	1	1	3	2	1-1	47	0	8	505	63.1	3	0
11/09/2024	Army West Point	1	44	44.0	44	0	0	1	0	1	0-0	0	0	3	193	64.3	2	0
11/15/2024	at UTSA	3	110	36.7	38	0	0	2	0	3	4-4	44	0	8	505	63.1	5	1
11/23/2024	East Carolina	3	124	41.3	48	0	0	1	0	2	2-2	38	0	8	474	59.3	3	0
11/30/2024	at Temple	9	368	40.9	54	0	0	4	1	3	1-2	44	0	4	216	54.0	2	0
Opponents		53	2151	40.6	63	2	2	20	11	22	20-23	47	0	81	4970	61.4	45	4
North Texas		44	1801	40.9	55	0	1	30	4	9	11-16	46	1	73	4273	58.5	42	3

2024 REVIEW



2024 SEASON STATISTICS

North Texas - Game Highs

RUSHES	38	at Temple (11/30/2024)
YARDS RUSHING	253	at Temple (11/30/2024)
YARDS PER RUSH	9.6	at UTSA (11/15/2024)
TD RUSHES	3	at UTSA (11/15/2024)
	3	at Memphis (10/19/2024)
	3	Wyoming (09/21/2024)
	3	at South Alabama (08/31/2024)
PASS ATTEMPTS	64	at Memphis (10/19/2024)
PASS COMPLETIONS	38	Tulane (10/26/2024)
YARDS PASSING	449	Tulane (10/26/2024)
YARDS PER PASS	12.9	Tulsa (09/28/2024)
TD PASSES	5	Tulsa (09/28/2024)
TOTAL PLAYS	97	at Memphis (10/19/2024)
TOTAL OFFENSE	653	at Memphis (10/19/2024)
YARDS PER PLAY	10.3	Tulsa (09/28/2024)
POINTS	52	Tulsa (09/28/2024)
	52	at South Alabama (08/31/2024)
SACKS BY	3	at UTSA (11/15/2024)
	3	at Fla. Atlantic (10/12/2024)
FIRST DOWNS	32	at Memphis (10/19/2024)
PENALTIES	15	SFA (09/07/2024)
PENALTY YARDS	130	Tulsa (09/28/2024)
TURNOVERS	4	SFA (09/07/2024)
PUNTS	9	at Temple (11/30/2024)
PUNTING AVG	51.0	at South Alabama (08/31/2024)
LONG PUNT	55	East Carolina (11/23/2024)
PUNTS INSIDE 20	1	at Temple (11/30/2024)
	1	East Carolina (11/23/2024)
	1	Army West Point (11/09/2024)
	1	Tulane (10/26/2024)
	1	Tulsa (09/28/2024)
	1	Wyoming (09/21/2024)
	1	at Texas Tech (09/14/2024)
	1	SFA (09/07/2024)
	1	at South Alabama (08/31/2024)
LONG PUNT RETURN	27	at Fla. Atlantic (10/12/2024)

2024 REVIEW



2024 SEASON STATISTICS

North Texas - Individual Game Highs

RUSHES	17	Shane Porter vs East Carolina (11/23/2024)
YARDS RUSHING	193	Shane Porter at UTSA (11/15/2024)
TD RUSHES	3	Shane Porter at UTSA (11/15/2024)
	3	Makenzie McGill II vs Wyoming (09/21/2024)
LONG RUSH	80	Damashja Harris vs SFA (09/07/2024)
PASS ATTEMPTS	61	Chandler Morris at Memphis (10/19/2024)
PASS COMPLETIONS	38	Chandler Morris vs Tulane (10/26/2024)
YARDS PASSING	449	Chandler Morris vs Tulane (10/26/2024)
TD PASSES	5	Chandler Morris vs Tulsa (09/28/2024)
LONG PASS	96	Chandler Morris vs Tulsa (09/28/2024)
RECEPTIONS	12	Damon Ward Jr. at South Alabama (08/31/2024)
YARDS RECEIVING	230	Damon Ward Jr. at South Alabama (08/31/2024)
TD RECEPTIONS	3	DT Sheffield vs SFA (09/07/2024)
LONG RECEPTION	96	Blair Conwright vs Tulsa (09/28/2024)
PUNTS	9	Sawyer Evans at Temple (11/30/2024)
PUNTING AVG	51.0	Sawyer Evans at South Alabama (08/31/2024)
LONG PUNT	55	Sawyer Evans vs East Carolina (11/23/2024)
PUNTS INSIDE 20	1	Sawyer Evans at Temple (11/30/2024)
	1	Sawyer Evans vs East Carolina (11/23/2024)
	1	Sawyer Evans vs Army West Point (11/09/2024)
	1	Sawyer Evans vs Tulane (10/26/2024)
	1	Sawyer Evans vs Tulsa (09/28/2024)
	1	Sawyer Evans vs Wyoming (09/21/2024)
	1	Sawyer Evans at Texas Tech (09/14/2024)
	1	Sawyer Evans vs SFA (09/07/2024)
	1	Sawyer Evans at South Alabama (08/31/2024)
LONG PUNT RETURN	27	DT Sheffield at Fla. Atlantic (10/12/2024)
LONG KICKOFF RETURN	50	Juwaun Price vs SFA (09/07/2024)
TACKLES	16	Jaylen Smith vs East Carolina (11/23/2024)
SACKS	2	Roderick Brown at South Alabama (08/31/2024)
TACKLES FOR LOSS	2	Breyton Charles vs East Carolina (11/23/2024)
	2	Chavez Brown at UTSA (11/15/2024)
	2	Roderick Brown at South Alabama (08/31/2024)

GAME-BY-GAME OFFENSIVE STARTERS

OPPONENT	Z	Y	X	H	RB	QB	LT	LG	C	RG	RT
at South Alabama	Ward Jr.	Sheffield	Conwright	Hammond (TE)	Ragsdale	Morris	Lee	Asenuga	Duncan	Peterson	Moore III
SFA	Ward Jr.	Sheffield	Conwright	Young, W.	Price	Morris	Lee	Asenuga	Mercer	Peterson	Moore III
at Texas Tech	Ward Jr.	Sheffield	Conwright	Young, W.	Carnes (H)	Morris	Lee	Asenuga	Duncan	Nelson	Moore III
Wyoming	Ward Jr.	Sheffield	Carnes	Sides	Porter	Morris	Moore III	Asenuga	Duncan	Nelson	Peterson
Tulsa	Rempert	Sheffield	Carnes	Hammond (TE)	Porter	Morris	Moore III	Asenuga	Duncan	Nelson	Peterson
at Florida Atlantic	Rempert	Sheffield	Carnes	Hammond (TE)	Porter	Morris	Moore III	Asenuga	Duncan	Nelson	Peterson
at Memphis	Rempert	Sheffield	Carnes	Young Jr. (TE)	Porter	Morris	Nelson	Asenuga	Mercer	Dickson III	Duncan
Tulane	Ward Jr.	Sheffield	Carnes	Hammond (TE)	Sibley	Morris	Duncan	Dickson III	Mercer	Nelson	Peterson
Army	Ward Jr.	Sheffield	Carnes	Young, W.	Porter	Morris	Nelson	Asenuga	Duncan	Dickson III	Peterson
at UTSA	Ward Jr.	Sheffield	Carnes	Hammond (TE)	Porter	Morris	Nelson	Vaipulu	Mercer	Duncan	Peterson
East Carolina	Ward Jr.	Sheffield	Conwright	Hammond (TE)	Porter	Morris	Nelson	Vaipulu	Mercer	Dickson III	Peterson
at Temple	Ward Jr.	Coleman	Conwright	Sides	Porter	Morris	Nelson	Vaipulu	Mercer	Dickson III	Peterson

GAME-BY-GAME DEFENSIVE STARTERS

OPPONENT	DE	NOSE	LEO/DT	SLB	MLB	WLB	BANDIT	FS	BS	CB	CB
at South Alabama	Vailea II	Brown, R.	Dawkins	Smith, Jaylen	Brown, J.	Wesloski	Guillory Jr. (Star)	Jackson	Hill	Texada	Nelson II
SFA	Vailea II	Brown, R.	Dawkins	Smith, Jaylen	Brown, J.	Wesloski	Anderson (Star)	Jackson	Hill	Texada	Starling
at Texas Tech	Vailea II	Brown, R.	Shiple	Smith, Jaylen	Brown, J.	Wesloski	Anderson (Star)	Jackson	Hill	Texada	Starling
Wyoming	Dawkins	Brown, R.	Shiple	Smith, Jaylen	Brown, J.	Wesloski	Whitter	Jackson	Hill	Texada	Starling
Tulsa	Vailea II	Brown, R.	Shiple	Smith, Jaylen	Brown, C.	Wesloski	Whitter	Jackson	Hill	Texada	Starling
at Florida Atlantic	Charles	Brown, R.	Shiple	Smith, Jaylen	Brown, C.	Wesloski	Whitter	Jackson	Hill	Texada	Nelson II
at Memphis	Vailea II	Brown, R.	Dawkins	Smith, Jaylen	Brown, J.	Wesloski	Whitter	Jackson	Hill	Texada	Nelson II
Tulane	Dawkins	Brown, R.	Shiple	Smith, Jaylen	Brown, J.	Wesloski	Whitter	Hammonds	Lewis	Texada	Nelson II
Army	Dawkins	Brown, R.	Shiple	Smith, Jaylen	Brown, J.	Wesloski	Vailea II (DT)	Jackson	Hill	Texada	Nelson II
at UTSA	Dawkins	Brown, R.	Shiple	Smith, Jaylen	Brown, J.	Wesloski	Hammonds (Star)	Jackson	Hill	Texada	Nelson II
East Carolina	Dawkins	Brown, R.	Shiple	Smith, Jaylen	Brown, J.	Brown, C.	Charles (DT)	Hammonds	Hill	Texada	Nelson II
at Temple	Dawkins	Brown, R.	Shiple	Smith, Jaylen	Brown, J.	Brown, C.	Charles (DT)	Hammonds	Hill	Texada	Nelson II



2024 SEASON STATISTICS

3rd-Down Conversions

Date	Opponent	Score	Overall	1st Qtr	2nd Qtr	3rd Qtr	4th Qtr	Overtime
08/31/2024	at South Alabama	W 52-38	8-12 66.7	4-5 80.0	0-2 0.0	1-1 100.0	3-4 75.0	0-0 0.0
09/07/2024	SFA	W 35-20	3-14 21.4	1-4 25.0	0-4 0.0	1-3 33.3	1-3 33.3	0-0 0.0
09/14/2024	at Texas Tech	L 21-66	4-14 28.6	0-2 0.0	0-4 0.0	0-4 0.0	4-4 100.0	0-0 0.0
09/21/2024	Wyoming	W 44-17	4-14 28.6	2-4 50.0	0-3 0.0	1-4 25.0	1-3 33.3	0-0 0.0
09/28/2024	Tulsa	W 52-20	3-10 30.0	0-3 0.0	0-3 0.0	3-3 100.0	0-1 0.0	0-0 0.0
10/12/2024	at Fla. Atlantic	W 41-37	4-12 33.3	0-3 0.0	0-3 0.0	1-2 50.0	3-4 75.0	0-0 0.0
10/19/2024	at Memphis	L 44-52	9-20 45.0	0-0 0.0	4-8 50.0	3-6 50.0	2-6 33.3	0-0 0.0
10/26/2024	Tulane	L 37-45	4-14 28.6	1-3 33.3	0-2 0.0	2-5 40.0	1-4 25.0	0-0 0.0
11/09/2024	Army West Point	L 3-14	4-11 36.4	2-6 33.3	0-2 0.0	0-1 0.0	2-2 100.0	0-0 0.0
11/15/2024	at UTSA	L 27-48	2-11 18.2	0-2 0.0	0-3 0.0	2-4 50.0	0-2 0.0	0-0 0.0
11/23/2024	East Carolina	L 28-40	7-16 43.8	4-5 80.0	3-4 75.0	0-4 0.0	0-3 0.0	0-0 0.0
11/30/2024	at Temple	W 24-17	7-19 36.8	2-5 40.0	1-5 20.0	2-4 50.0	2-5 40.0	0-0 0.0
North Texas			59-167 35.3	16-42 38.1	8-43 18.6	16-41 39.0	19-41 46.3	0-0 0.0
Opponents			72-180 40.0	16-38 42.1	24-53 45.3	10-41 24.4	22-48 45.8	0-0 0.0

4th-Down Conversions

Date	Opponent	Score	Overall	1st Qtr	2nd Qtr	3rd Qtr	4th Qtr	Overtime
08/31/2024	at South Alabama	W 52-38	0-1 0.0	0-0 0.0	0-1 0.0	0-0 0.0	0-0 0.0	0-0 0.0
09/07/2024	SFA	W 35-20	2-2 100.0	1-1 100.0	0-0 0.0	1-1 100.0	0-0 0.0	0-0 0.0
09/14/2024	at Texas Tech	L 21-66	2-3 66.7	0-0 0.0	1-1 100.0	1-2 50.0	0-0 0.0	0-0 0.0
09/21/2024	Wyoming	W 44-17	4-4 100.0	2-2 100.0	1-1 100.0	1-1 100.0	0-0 0.0	0-0 0.0
09/28/2024	Tulsa	W 52-20	0-2 0.0	0-1 0.0	0-0 0.0	0-0 0.0	0-1 0.0	0-0 0.0
10/12/2024	at Fla. Atlantic	W 41-37	2-4 50.0	2-2 100.0	0-1 0.0	0-0 0.0	0-1 0.0	0-0 0.0
10/19/2024	at Memphis	L 44-52	3-6 50.0	0-0 0.0	0-2 0.0	1-2 50.0	2-2 100.0	0-0 0.0
10/26/2024	Tulane	L 37-45	4-5 80.0	0-0 0.0	0-1 0.0	1-2 50.0	3-2 150.0	0-0 0.0
11/09/2024	Army West Point	L 3-14	3-5 60.0	3-3 100.0	0-2 0.0	0-0 0.0	0-0 0.0	0-0 0.0
11/15/2024	at UTSA	L 27-48	1-5 20.0	0-0 0.0	0-2 0.0	1-1 100.0	0-2 0.0	0-0 0.0
11/23/2024	East Carolina	L 28-40	0-4 0.0	0-1 0.0	0-0 0.0	0-1 0.0	0-2 0.0	0-0 0.0
11/30/2024	at Temple	W 24-17	0-1 0.0	0-0 0.0	0-0 0.0	0-0 0.0	0-1 0.0	0-0 0.0
North Texas			21-42 50.0	8-10 80.0	2-11 18.2	6-10 60.0	5-11 45.5	0-0 0.0
Opponents			11-27 40.7	1-4 25.0	2-8 25.0	3-6 50.0	5-9 55.6	0-0 0.0

Time of Possession

Date	Opponent	Score	Overall	1st Qtr	2nd Qtr	3rd Qtr	4th Qtr	Overtime
08/31/2024	at South Alabama	W 52-38	29:32	09:13	07:31	04:42	08:06	00:00
09/07/2024	SFA	W 35-20	33:52	10:10	06:10	07:51	09:41	00:00
09/14/2024	at Texas Tech	L 21-66	27:29	02:56	08:56	05:20	10:17	00:00
09/21/2024	Wyoming	W 44-17	31:47	02:36	10:57	09:33	08:41	00:00
09/28/2024	Tulsa	W 52-20	23:25	04:04	05:46	09:25	04:10	00:00
10/12/2024	at Fla. Atlantic	W 41-37	23:50	05:58	05:03	07:33	05:16	00:00
10/19/2024	at Memphis	L 44-52	27:50	02:57	09:16	09:10	06:27	00:00
10/26/2024	Tulane	L 37-45	29:01	04:21	08:28	07:05	09:07	00:00
11/09/2024	Army West Point	L 3-14	18:15	06:55	05:07	00:38	05:35	00:00
11/15/2024	at UTSA	L 27-48	20:44	03:52	04:52	05:16	06:44	00:00
11/23/2024	East Carolina	L 28-40	31:27	06:31	11:56	07:17	05:43	00:00

2024 REVIEW



2024 SEASON STATISTICS

North Texas Inside Opponent Red-Zone

Date	Opponent	Score	Times	Times	Total	Rush			Pass	FGs	Failed to score inside RZ					
			In RZ	Scored	Pts	TDs	TDs	TDs	TDs	Made	FGA	Down	Int	Fumb	Half	Game
08/31/2024	at South Alabama	W 52-38	6	5	31	4	3	1	1	1	1	1	0	0	0	0
09/07/2024	SFA	W 35-20	3	2	14	2	0	2	0	0	0	0	0	0	0	1
09/14/2024	at Texas Tech	L 21-66	4	2	14	2	1	1	0	1	0	0	0	0	0	1
09/21/2024	Wyoming	W 44-17	5	5	27	3	2	1	2	2	0	0	0	0	0	0
09/28/2024	Tulsa	W 52-20	5	5	31	4	1	3	1	1	0	0	0	0	0	0
10/12/2024	at Fla. Atlantic	W 41-37	5	5	31	4	1	3	1	1	0	0	0	0	0	0
10/19/2024	at Memphis	L 44-52	5	4	23	3	1	2	1	1	0	1	0	0	0	0
10/26/2024	Tulane	L 37-45	4	4	23	3	2	1	1	1	0	0	0	0	0	0
11/09/2024	Army West Point	L 3-14	4	1	3	0	0	0	0	1	1	1	2	0	0	0
11/15/2024	at UTSA	L 27-48	3	1	7	1	0	1	0	0	2	0	0	0	0	0
11/23/2024	East Carolina	L 28-40	6	4	28	4	1	3	0	1	1	0	0	0	0	0
11/30/2024	at Temple	W 24-17	3	2	10	1	0	1	1	2	0	0	0	0	0	0
Totals 40 of 53 (75.5%)			53	40	242	31	12	19	9	12	5	3	0	0	0	2

Opponents Inside North Texas Red-Zone

Date	Opponent	Score	Times	Times	Total	Rush			Pass	FGs	Failed to score inside RZ					
			In RZ	Scored	Pts	TDs	TDs	TDs	TDs	Made	FGA	Down	Int	Fumb	Half	Game
08/31/2024	South Alabama	W 52-38	5	5	25	3	2	1	2	2	0	0	0	0	0	0
09/07/2024	SFA	W 35-20	2	2	6	0	0	0	2	2	0	0	0	0	0	0
09/14/2024	Texas Tech	L 21-66	6	6	38	5	3	2	1	1	0	0	0	0	0	0
09/21/2024	Wyoming	W 44-17	1	1	3	0	0	0	1	1	0	0	0	0	0	0
09/28/2024	Tulsa	W 52-20	3	3	17	2	0	2	1	1	0	0	0	0	0	0
10/12/2024	Fla. Atlantic	W 41-37	6	6	30	3	1	2	3	3	0	0	0	0	0	0
10/19/2024	Memphis	L 44-52	6	5	35	5	5	0	0	1	0	0	0	0	0	0
10/26/2024	Tulane	L 37-45	5	5	35	5	3	2	0	0	0	0	0	0	0	0
11/09/2024	Army West Point	L 3-14	3	2	14	2	2	0	0	0	0	0	0	0	1	0
11/15/2024	UTSA	L 27-48	6	5	28	3	2	1	2	2	1	0	0	0	0	0
11/23/2024	East Carolina	L 28-40	5	4	19	2	2	0	2	2	1	0	0	0	0	0
11/30/2024	Temple	W 24-17	5	2	14	2	2	0	0	1	1	1	0	0	0	0
Totals 46 of 53 (86.8%)			53	46	264	32	22	10	14	16	3	1	0	1	0	0

2024 REVIEW



2024 SEASON STATISTICS

##	Player	GP-GS	USA	SFA	TTU	UW	Tulsa	FAU	Mem	Tulane	ARM	UTSA	ECU	Temple
0	Blair Conwright	12/5	START	START	START	XXX	XXX	XXX	XXX	XXX	XXX	XXX	START	START
1	Isheem Young	0/0
2	Juwaun Price	2/1	XXX	START
2	Evan Jackson	12/9	START	START	START	START	START	START	START	XXX	START	START	XXX	XXX
3	Jace Ruder	12/0	XXX	XXX	XXX	XXX	XXX	XXX	XXX	XXX	XXX	XXX	XXX	XXX
3	Cash McCollum	0/0
4	Chandler Morris	12/12	START	START	START	START	START	START	START	START	START	START	START	START
4	Brian Nelson II	11/8	START	XXX	XXX	...	XXX	START	START	START	START	START	START	START
5	Ridge Texada	12/12	START	START	START	START	START	START	START	START	START	START	START	START
5	Grant Tisdale	0/0
6	Loronzo Thompson	0/0
6	Ikaika Ragsdale	2/1	START	XXX
7	Shane Whitter	11/5	XXX	XXX	XXX	START	START	START	START	START	...	XXX	XXX	XXX
7	Dalton Carnes	12/8	XXX	XXX	START	START	START	START	START	START	START	START	XXX	XXX
8	Jordan Brown	12/9	START	START	START	XXX	XXX	XXX	START	START	START	START	START	START
8	Damon Ward Jr.	9/9	START	START	START	START	START	START	START	START	START
9	Jake Shipley	11/9	XXX	XXX	START	START	START	START	...	START	START	START	START	START
9	Nick Rempert	11/3	...	XXX	XXX	XXX	START	START	START	XXX	XXX	XXX	XXX	XXX
10	Roderick Brown	12/12	START	START	START	START	START	START	START	START	START	START	START	START
10	DT Sheffield	12/11	START	START	START	START	START	START	START	START	START	START	START	XXX
11	Connor Henderson	0/0
11	Jeremiah Aaron	4/0	XXX	XXX	XXX	XXX
13	Miles Coleman	10/1	XXX	XXX	XXX	XXX	XXX	XXX	XXX	XXX	XXX	START
13	Chris Gant Jr.	3/0	XXX	XXX	XXX
14	Jayven Anderson	12/2	XXX	START	START	XXX	XXX	XXX	XXX	XXX	XXX	XXX	XXX	XXX
14	Kyle Koch	3/0	XXX	XXX	XXX
15	Fatafehi Vailea	12/6	START	START	START	XXX	START	XXX	START	XXX	START	XXX	XXX	XXX
15	Carson Woods	0/0
16	Gabe Stroud	3/0	XXX	XXX	XXX
16	Tom von Grote	0/0
17	Taylor Starling	12/4	XXX	START	START	START	START	XXX	XXX	XXX	XXX	XXX	XXX	XXX
17	Drew Mestemaker	4/0	XXX	XXX	XXX	XXX
18	Mason Ferguson	1/0	XXX
19	Victor Aderungboye	3/0	...	XXX	XXX	...	XXX
19	Jaden Pettway	0/0
20	Alphie Guillory Jr.	12/1	START	XXX	XXX	XXX	XXX	XXX	XXX	XXX	XXX	XXX	XXX	XXX
21	Jayden Hill	11/11	START	START	START	START	START	START	START	...	START	START	START	START
21	Kiefer Sibley	7/1	XXX	XXX	XXX	XXX	START	XXX	XXX
22	Landon Sides	11/2	...	XXX	XXX	START	XXX	XXX	XXX	XXX	XXX	XXX	XXX	START
22	Jaydon Smith	0/0
23	X'Avion Brice	7/0	XXX	XXX	XXX	XXX	XXX	XXX	XXX
23	Oscar Hammond	10/6	START	XXX	XXX	XXX	START	START	...	START	XXX	START	START	...
24	Chavez Brown	12/5	XXX	XXX	XXX	START	START	START	XXX	XXX	XXX	XXX	START	START
25	Kollin Lewis	10/1	XXX	XXX	XXX	XXX	XXX	XXX	XXX	START	XXX	XXX
26	Zach Evans	2/0	XXX	...	XXX
26	Kerry Williams II	4/0	XXX	...	XXX	XXX	XXX
27	Matthew Moore	6/0	XXX	XXX	XXX	XXX	XXX	...	XXX
27	Wyatt Young	12/3	XXX	START	START	XXX	XXX	XXX	XXX	XXX	START	XXX	XXX	XXX
29	Blake Ford	12/0	XXX	XXX	XXX	XXX	XXX	XXX	XXX	XXX	XXX	XXX	XXX	XXX
30	BJ Allen Jr.	7/0	XXX	XXX	XXX	XXX	XXX	XXX	XXX
30	Ashton Gray	3/0	XXX	...	XXX	XXX
31	Shane Porter	12/8	XXX	XXX	XXX	START	START	START	START	XXX	START	START	START	START
31	Hudson Emeterio	0/0
32	Ethan Wesloski	12/10	START	START	START	START	START	START	START	START	START	START	XXX	XXX
32	Case Peacock	0/0
34	C.J. Garnett	10/0	XXX	XXX	XXX	XXX	XXX	XXX	XXX	XXX	XXX	XXX
34	Lane Stewart	0/0
35	J.J. Jean-Louis	5/0	...	XXX	XXX	XXX	XXX	XXX
36	Jaylen Smith	12/12	START	START	START	START	START	START	START	START	START	START	START	START
37	Kabriel Anderson-Dale	4/0	...	XXX	XXX	XXX	XXX

2024 REVIEW



2024 SEASON STATISTICS

##	Player	GP-GS	USA	SFA	TTU	UW	Tulsa	FAU	Mem	Tulane	ARM	UTSA	ECU	Temple
38	Makenzie McGill II	12/0	XXX	XXX	XXX	XXX	XXX	XXX	XXX	XXX	XXX	XXX	XXX	XXX
38	Sultan El-Amin Jr.	0/0
39	Quinton Hammonds	12/4	XXX	XXX	XXX	XXX	XXX	XXX	XXX	START	XXX	START	START	START
39	Shawn Wara	1/0	XXX	...
40	Kali Nguma	12/0	XXX	XXX	XXX	XXX	XXX	XXX	XXX	XXX	XXX	XXX	XXX	XXX
41	Sawyer Evans	12/0	XXX	XXX	XXX	XXX	XXX	XXX	XXX	XXX	XXX	XXX	XXX	XXX
42	Harold Nash III	1/0	...	XXX
44	Damashja Harris	3/0	XXX	XXX	XXX
44	Kade Sink	0/0
45	Zhaiylen Scott	4/0	XXX	...	XXX	XXX	XXX
46	Nathan Laperi	7/0	...	XXX	XXX	XXX	XXX	XXX	...	XXX	XXX	...
47	Harrison Dempsey	1/0	XXX
47	Miguel Arenas	0/0
48	jaedon Langley	2/0	XXX	XXX
49	Kamdon McFarland	11/0	XXX	XXX	XXX	XXX	XXX	XXX	XXX	XXX	XXX	XXX	...	XXX
50	Caden Yates	10/0	XXX	XXX	XXX	XXX	XXX	XXX	XXX	XXX	XXX	XXX
50	Ramon Pernas	0/0
51	Tristan Bennett	0/0
52	Jenson Walker	11/0	XXX	XXX	XXX	XXX	XXX	XXX	XXX	...	XXX	XXX	XXX	XXX
53	Blake Fann	12/0	XXX	XXX	XXX	XXX	XXX	XXX	XXX	XXX	XXX	XXX	XXX	XXX
54	Johnny Dickson III	9/5	...	XXX	XXX	...	XXX	XXX	START	START	START	...	START	START
56	Kaden Dees	0/0
56	Tyler Mercer	8/6	XXX	START	XXX	START	START	...	START	START	START
57	Austin Williams	0/0
58	Ma'Kyri Lee	4/3	START	START	START	XXX
59	Christian Pettway	0/0
60	Paula Vaipulu	12/3	XXX	XXX	XXX	XXX	XXX	XXX	XXX	XXX	XXX	START	START	START
61	Paul Gurrola	0/0
62	Amarion Berry	0/0
64	Jett Duncan	9/9	START	...	START	START	START	START	START	START	START	START
67	Braydon Nelson	11/10	...	XXX	START	START	START	START	START	START	START	START	START	START
68	Keon Johnson	11/0	...	XXX	XXX	XXX	XXX	XXX	XXX	XXX	XXX	XXX	XXX	XXX
69	Ryan Krueger	0/0
70	Isaac Sohn	0/0
71	Leke Asenuga	10/8	START	START	START	START	START	START	START	XXX	START	XXX
72	Landon Peterson	10/10	START	START	...	START	START	START	...	START	START	START	START	START
73	Jasper Lott	3/0	XXX	XXX	XXX
74	Larry Moore III	11/6	START	START	START	START	START	START	XXX	XXX	XXX	...	XXX	XXX
76	Desmond Magiya	8/0	XXX	XXX	XXX	XXX	XXX	XXX	XXX	XXX
78	Layton Firestone	0/0
80	Baron Tipton	3/0	XXX	XXX	...	XXX
81	Richard Rocquemore	8/0	XXX	XXX	XXX	XXX	XXX	XXX	XXX	XXX
82	Dallas Dudley	2/0	XXX	XXX
83	Zack Darkoch	1/0	XXX
84	Luke Carter	0/0
85	Conner Dunphy	0/0
86	Darson Herman	12/0	XXX	XXX	XXX	XXX	XXX	XXX	XXX	XXX	XXX	XXX	XXX	XXX
87	Brandon Young Jr.	9/1	XXX	XXX	...	XXX	START	XXX	XXX	XXX	XXX	XXX
88	Xzavior Kautai	9/0	XXX	XXX	XXX	XXX	XXX	XXX	XXX	XXX	...	XXX
89	Terrell Dawkins	12/9	START	START	XXX	START	XXX	XXX	START	START	START	START	START	START
91	Keith Smith Jr.	0/0
92	Javian Council	0/0
93	Jheison Saunds	0/0
94	Jayden Williams	9/0	XXX	XXX	XXX	XXX	XXX	...	XXX	XXX	XXX	XXX
95	Breylon Charles	10/3	XXX	XXX	...	XXX	XXX	START	XXX	...	XXX	XXX	START	START
96	Matthew Reed	0/0
97	VJ Bronson	5/0	XXX	XXX	XXX	XXX	XXX
98	Seth Ford	0/0
99	Dadrian Burleson	0/0

2024 REVIEW



2024 GAME RECAPS

UNT vs. SOUTH ALABAMA

HANCOCK WHITNEY STADIUM • MOBILE, ALA.
AUG. 31, 2024 • ATTENDANCE: 15,559

POSTGAME NOTES

- UNT junior quarterback Chandler Morris finished 32-for-41 with 415 yards, three passing touchdowns and two rushing touchdowns in his first start with the Mean Green en route to a 52-38 season-opening victory over South Alabama at Hancock Whitney Stadium on Saturday.
- Down 19-14 at halftime, UNT surged back with a 28-point third quarter capped with a blocked punt recovery in the end zone by C.J. Garnett to give the Mean Green a 42-26 lead over the Jaguars (0-1) entering the fourth quarter.
- UNT's 28-point third quarter matched the fifth-best in any quarter in program history and the second-highest total in the third quarter.
- The Mean Green added 10 points in the final quarter to finish with 52 for the day, the most in a season opener against an FBS opponent in program history.
- Senior wide receiver Damon Ward Jr. recorded 12 catches for 230 yards and two touchdowns for his first 200-yard performance and ranks fifth in single-game UNT history.

SCORING SUMMARY

UNT	7	7	28	10	--	52
SOUTH ALABAMA	3	16	7	12	--	38

1st 9:37	UNT	Morris, Chandler 2 yd run (Nguma, Kali kick)
5:58	USA	Marjan, Laith 39 yd field goal
2nd 14:55	USA	Lopez, Gio 8 yd run (Marjan, Laith kick)
12:43	UNT	Ward Jr., Damon 3 yd pass from Morris, Chandler (Nguma, Kali kick)
9:39	USA	Marjan, Laith 32 yd field goal
4:24	USA	Bothwell, Fluff 13 yd run (Ivory, Javon pass from Lopez, Gio failed)
3rd 13:23	UNT	Conwright, Blair 25 yd pass from Morris, Chandler (Nguma, Kali kick)
10:14	UNT	Morris, Chandler 1 yd run (Nguma, Kali kick)
5:15	USA	Pritchett, Jamaal 26 yd pass from Lopez, Gio (Marjan, Laith kick)
3:36	UNT	Ward Jr., Damon 54 yd pass from Morris, Chandler (Nguma, Kali kick)
2:40	UNT	Garnett, C.J. 0 yd punt block (Nguma, Kali kick)
4th 13:31	USA	Sandgren, Shamar 21 yd pass from Lopez, Gio (pass from Lopez, Gio failed)
8:28	UNT	Ragsdale, Ikaika 3 yd run (Nguma, Kali kick)
4:39	UNT	Eager,Anthony 23 yd pass from Lopez,Gio (Eager,A. pass from Lopez,G. failed)
2:53	UNT	Nguma, Kali 30 yd field goal

STATISTICS

TEAM STATS	UNT	USA
FIRST DOWNS	28	29
RUSHES-YARDS (NET)	34-104	33-150
PASSING YDS (NET)	446	432
Passes Att-Comp-Int	42-33-0	49-26-0
TOTAL OFFENSE PLAYS-YARDS	76-550	82-582
Fumble Returns-Yards	0-0	0-0
Punt Returns-Yards	0-52	0-0
Kickoff Returns-Yards	7-145	1-19
Interception Returns-Yards	0-0	0-0
Punts (Number-Avg)	1-51.0	3-29.3
Fumbles-Lost	0-0	0-0
Penalties-Yards	6-50	9-80
Possession Time	29:32	30:28
Third-Down Conversions	8 of 12	6 of 14
Fourth-Down Conversions	0 of 1	2 of 3
Red-Zone Scores-Chances	5-6	5-5
Sacks By: Number-Yards	2-10	0-0

INDIVIDUAL STATISTICS

RUSHING: UNT-Ragsdale,Ikaika 14-45; Harris,Damashja 6-29; Price,Juawaun 7-19; Morris,Chandler 5-17; TEAM 2-minus 6. South Alabama-Lopez,Gio 13-62; Bothwell,Fluff 6-30; Bullock,Kentrel 5-28; McReynolds,Bray 8-27; Davenport,Bisho 1-3.

PASSING: UNT-Morris,Chandler 32-41-0-415; Young,Wyatt 1-1-0-31. South Alabama-Lopez,Gio 26-49-0-432.

RECEIVING: UNT-Ward Jr.,Damon 12-230; Sheffield,DT 7-74; Aaron,Jeremiah 3-55; Ragsdale,Ikaika 3-20; Young,Wyatt 2-19; Hammond,Oscar 2-15; Conwright,Blair 1-25; Koch,Kyle 1-5; Price,Juawaun 1-2; Carnes,Dalton 1-1. South Alabama-Pritchett,Jamaal 10-197; Voisin,Devin 5-60; Webb,Jeremiah 3-63; Sandgren,Shamar 3-37; Bothwell,Fluff 1-28; Eager,Anthony 1-23; Bullock,Kentrel 1-11; McReynolds,Bray 1-7; Thomas-Jones,DJ 1-6.

INTERCEPTIONS: UNT-None. South Alabama-None.

FUMBLES: UNT-None. South Alabama-None.

SACKS (UA-A): UNT-Brown,Roderick (2-0). South Alabama-None.

TACKLES (UA-A): UNT-Hill,Jayden 2-7; Starling,Taylor 3-3; Brown,Jordan 2-4; Jackson,Evan 5-0; Wesloski,Ethan 1-3; Smith,Jaylen 0-4; McFarland,Kamdo 0-4; Brown,Roderick 2-1; Dawkins,Terrell 0-3; Anderson,Jayven 2-0; Williams II,Ker 2-0; Texada,Ridge 1-1; Bronson,VJ 1-1; Guillory Jr.,Al 0-2; Williams,Jayden 0-2; Charles,Breyton 0-2; Hammonds,Quinto 1-0; Nelson II,Brian 1-0; Garnett,C.J. 1-0; Lewis,Kollin 1-0; Whitter,Shane 1-0; Vallea,Fatafahi 0-1; Scott,Zhaiylen 0-1; Brown,Chavez 0-1. South Alabama-Myrick,Blayne 3-9; Scruggs,Jordan 3-6; Thomas,WyKevio 0-7; Voisin,Jaden 5-1; Forsha,Gavin 1-3; Wallace, Jr.,Ch 1-3; Norman,Jordan 1-3; McBride Jr.,Cou 1-3; Strong Jr.,Maur 0-4; Gamble,Dallas 2-1; Neely,Reggie 2-1; Webb Jr.,Lardar 1-2; Fortenberry,Ama 2-0; Moss Jr.,RJ 1-1; Celestine,Ivers 1-1; Blaylock,Cole 1-1; Durgan,Jalyn 0-2; McKenzie,Darius 0-2; Washington,Aaki 0-2; Thomas,Trent 1-0; Sandgren,Shamar 1-0; Miller,Wesley 0-1; Dillard,Brian 0-1; Johnson Jr.,Car 0-1; Darby,Damyron 1-0.

SFA vs. UNT

DATCU STADIUM • DENTON, TEXAS
SEPT. 7, 2024 • ATTENDANCE: 23,510

POSTGAME NOTES

- The Mean Green improved to 2-0 for the season and extended its winning streak four games after a 35-20 home victory over Stephen F. Austin at DATCU Stadium on Saturday.
- Down 17-14 in the second quarter, the Mean Green gained the lead with 0:15 left in the first half on a 28-yard passing touchdown from junior quarterback Chandler Morris to junior wide receiver DT Sheffield for a 21-17 halftime lead.
- UNT posted 504 yards of total offense including 322 passing yards from Morris who became the ninth player in program history to throw for 300-plus yards in consecutive games.
- Sheffield finished with six catches for 74 yards and three touchdowns to become the seventh player in program history with three receiving TDs in a half and the first since Jyaire Shorter on Oct. 1, 2022.
- The Mean Green held the Lumberjacks to 248 yards of total offense and 3-of-17 on third-down conversions for the game. This marked the first game in the Eric Morris era in which an opponent was held shy of 250 yards and first overall since Nov. 20, 2021 at FIU.

SCORING SUMMARY

SFA	10	7	3	0	--	20
UNT	14	7	7	7	--	35

1st 11:26	SFA	Campos, Chris 40 yd field goal
9:51	UNT	Sheffield, DT 51 yd pass from Morris, Chandler (Nguma, Kali kick)
5:27	UNT	Sheffield, DT 2 yd pass from Morris, Chandler (Nguma, Kali kick)
2:08	SFA	Brown, Jemaine 70 yd interception return (Campos, Chris kick)
2nd 9:50	SFA	Davis, Isaiah 33 yd pass from Vidlak, Sam (Campos, Chris kick)
0:15	UNT	Sheffield, DT 28 yd pass from Morris, Chandler (Nguma, Kali kick)
3rd 8:57	UNT	Hammond, Oscar 7 yd pass from Morris, Chandler (Nguma, Kali kick)
6:47	SFA	Campos, Chris 21 yd field goal
4th 14:16	UNT	Harris, Damashja 80 yd run (Nguma, Kali kick)

STATISTICS

TEAM STATS	SFA	UNT
FIRST DOWNS	14	25
RUSHES-YARDS (NET)	31-67	33-182
PASSING YDS (NET)	181	322
Passes Att-Comp-Int	39-20-1	44-26-3
TOTAL OFFENSE PLAYS-YARDS	70-248	77-504
Fumble Returns-Yards	1-70	0-0
Punt Returns-Yards	0-0	1-2
Kickoff Returns-Yards	0-0	2-74
Interception Returns-Yards	3-47	1-0
Punts (Number-Avg)	6-41.0	6-37.7
Fumbles-Lost	0-0	1-1
Penalties-Yards	7-79	15-122
Possession Time	26:08	33:52
Third-Down Conversions	3 of 17	3 of 14
Fourth-Down Conversions	1 of 6	2 of 2
Red-Zone Scores-Chances	2-2	2-3
Sacks By: Number-Yards	3-20	2-19

INDIVIDUAL STATISTICS

RUSHING: SFA-Jenkins,Jaylen 12-44; Jones,Qualan 8-21; Wimbley,Jerrell 5-7; Vidlak, Sam 5-minus 2; TEAM 1-minus 3. UNT-Harris,Damashja 10-142; Price,Juawaun 7-45; Ragsdale,Ikaika 8-13; Morris,Chandler 5-minus 7; TEAM 3-minus 11.

PASSING: SFA-Vidlak, Sam 20-39-1-181. UNT-Morris,Chandler 26-44-3-322.

RECEIVING: SFA-Harris,Kylon 9-74; Nabors,Jordan 3-22; Lindo,Lavar 2-15; Green,Blaine 2-14; Davis,Isaiah 1-33; Fluellen,Rohan 1-14; Taylor,Chris 1-8; Jones,Qualan 1-1. UNT-Sheffield,DT 6-74; Hammond,Oscar 4-69; Sides,Landon 3-43; Conwright,Blair 3-39; Young,Wyatt 3-25; Carnes,Dalton 3-24; Aaron,Jeremiah 1-27; Ward Jr.,Damon 1-16; Price,Juawaun 1-12; Ragsdale,Ikaika 1-minus 7.

INTERCEPTIONS: SFA-Harmon,Bruce 1-30; Watson,Luke 1-17. UNT-Texada,Ridge 1-0.

FUMBLES: SFA-None. UNT-Sheffield,DT 1-1.

SACKS (UA-A): SFA-Brown,Jemaine 1-0; Anyanwu,Tony 1-0; Idusuyi,Victor 1-0. UNT-Brown,Chavez 1-0; Dawkins,-Terrell 1-0.

TACKLES (UA-A): SFA-Walker,Jeremiah 5-1; Adams,Trashawn 5-1; Sears,Aaron 4-2; Harmon,Bruce 4-0; Brown,-Jemaine 2-2; Potts,Xavier 1-3; Cotton,Josiah 0-4; Southard,Jaydon 3-0; Patterson,Micha 3-0; Austin,Aaron 2-1; Idusuyi,Victor 2-1; Bobino,Edward 1-2; Watson,Luke 2-0; Anyanwu,Tony 2-0; Fields,Elijah 0-2; Demmings,Charle 0-2; Mullen,Jaheim 1-0; Johnson,Montego 1-0; Muhammad,Tim 0-1; Jackson,Jordan 0-1; Tooker,Dylan 0-1. UNT-Brown,-Jordan 2-7; Hill,Jayden 6-2; Jackson,Evan 6-2; Smith,Jaylen 3-5; Wesloski,Ethan 0-4; Anderson,Jayven 3-0; Vallea,Fatafahi 2-1; Bronson,VJ 1-1; Whitter,Shane 1-1; Dawkins,Terrell 1-1; Shipley,Jake 1-1; Texada,Ridge 1-1; Brown,Chavez 1-0; Morris,Chandler 1-0; Charles,Breyton 1-0; Nelson II,Brian 1-0; Brown,Roderick 0-1; Laperi,Nathan 0-1.



2024 GAME RECAPS

UNT vs. TEXAS TECH

JONES AT&T STADIUM • LUBBOCK, TEXAS

SEPT. 14, 2024 • ATTENDANCE: 57,865

POSTGAME NOTES

- UNT dropped its first game of the season 66-21 at Texas Tech on Saturday to mark its lowest-scoring output of the season to date.
- The Mean Green tallied season-high totals of 71 tackles and 9.0 tackles-for-loss and one sack. The 9.0 TFLs marked the most in a single game for UNT since it posted 11.0 at Missouri on Oct. 9, 2021.
- Freshman wide receiver Wyatt Young caught a 75-yard touchdown to mark his first career TD and the longest pass play of the season for the Mean Green. The pass was the only play of the drive and was completed in seven seconds to mark the shortest scoring drive of the year, in both duration and number of plays.
- Texas Tech scored 66 points to match the ninth-most points scored by an opponent in program history. The Red Raiders collected 52 first-half points with 35 in the second quarter, the most by a UNT opponent since Rice accomplished both on Sept. 27, 2008.
- Senior WR Damon Ward Jr. recorded career reception No. 100 late in the first quarter to become the 21st play in program history to reach the milestone.

SCORING SUMMARY

UNT	7	0	7	7	--	21
TEXAS TECH	17	35	7	7	--	66

1st 10:17	TTU	Kelly, Josh 10 yd pass from Morton, Behren (Garcia, Gino kick)
5:12	TTU	Garcia, Gino 25 yd field goal
5:05	UNT	Young, Wyatt 75 yd pass from Morris, Chandler (Nguma, Kali kick)
0:52	TTU	Brooks, Tahj 21 yd run (Burkhardt, Reese kick)
2nd 10:22	TTU	Eakin, Coy 70 yd pass from Morton, Behren (Garcia, Gino kick)
9:50	TTU	Lux, Bralyn 44 yd interception return (Burkhardt, Reese kick)
9:30	TTU	Morton, Behren 10 yd run (Garcia, Gino kick)
6:05	TTU	Miller II, Johnc 45 yd pass from Morton, Behren (Burkhardt, Reese kick)
3:08	TTU	Conyers, Jalin 10 yd pass from Morton, Behren (Garcia, Gino kick)
3rd 9:09	UNT	Aaron, Jeremiah 15 yd pass from Morris, Chandler (Nguma, Kali kick)
4:06	TTU	Williams, J'Koby 3 yd run (Burkhardt, Reese kick)
4th 12:50	TTU	Dickey, Cameron 1 yd run (Garcia, Gino kick)
9:19	UNT	Porter, Shane 1 yd run (Nguma, Kali kick)

STATISTICS

TEAM STATS	UNT	TTU
FIRST DOWNS	13	25
RUSHES-YARDS (NET)	34-135	37-230
PASSING YDS (NET)	218	354
Passes Att-Comp-Int	30-17-3	34-24-1
TOTAL OFFENSE PLAYS-YARDS	64-353	71-584
Fumble Returns-Yards	0-0	0-0
Punt Returns-Yards	3-47	1-4
Kickoff Returns-Yards	2-43	0-0
Interception Returns-Yards	1-23	3-46
Punts (Number-Avg)	6-42.8	4-45.5
Fumbles-Lost	0-0	1-0
Penalties-Yards	5-60	8-55
Possession Time	27:29	32:31
Third-Down Conversions	4 of 14	7 of 14
Fourth-Down Conversions	2 of 3	1 of 1
Red-Zone Scores-Chances	2-4	6-6
Sacks By: Number-Yards	1-11	1-3

INDIVIDUAL STATISTICS

RUSHING: UNT-Porter,Shane 7-31; McGill,Makenzie 7-28; Mestemaker,Drew 4-26; Harris,Damashja 7-22; Evans,Zach 5-10; Morris,Chandler 3-9; Koch,Kyle 1-9. Texas Tech-Brooks,Tahj 17-107; Dickey,Cameron 10-75; Williams,J'Koby 4-27; Brown,Cameron 2-11; Hammond,Will 2-11; Morton,Behren 2-minus 1.

PASSING: UNT-Morris,Chandler 15-27-3-162; Mestemaker,Drew 2-3-0-56. Texas Tech-Morton,Behren 15-19-0-273; Brown,Cameron 4-8-1-11; Hammond,Will 5-7-0-70.

RECEIVING: UNT-Evans,Zach 4-10; Harris,Damashja 4-7; Coleman,Miles 3-75; Ward Jr.,Damon 2-35; Young,Wyatt 1-75; Aaron,Jeremiah 1-15; Conwright,Blair 1-1; Hammond,Oscar 1-0. Texas Tech-Conyers,Jalin 4-36; Brown,Jordan 3-49; Hudson,Micah 3-43; Miller II,Johnc 2-55; Kelly,Josh 2-36; Douglas,Caleb 2-24; McCray,Drac 2-12; Dickey,Cameron 2-8; Eakin,Coy 1-70; Williams,J'Koby 1-10; Boyd,Brady 1-7; Turner,Tyson 1-4.

INTERCEPTIONS: UNT-Nelson II,Brian 1-23. Texas Tech-Lux,Bralyn 1-44; Ramirez,Bryce 1-2; Lewis,Chapman 1-0.

FUMBLES: UNT-None. Texas Tech-Kelly,Josh 1-0.

SACKS (UA-A): UNT-Brown,Chavez 1-0. Texas Tech-Dingle Jr,Mique 0-1; Horne,Justin 0-1.

TACKLES (UA-A): UNT-Smith,Jaylen 5-4; Nelson II,Brian 7-1; Hill,Jayden 7-1; Jackson,Evan 6-1; Anderson,Jayven 4-1; Brown,Chavez 2-2; Whitter,Shane 1-3; Wesloski,Ethan 1-3; McFarland,Kamdo 2-1; Brown,Roderick 1-2; Walker,Jenson 1-1; Shipley,Jake 1-1; Hammonds,Quinto 0-2; Lewis,Kollin 0-2; Vailea,Fatafehi 0-2; Brown,Jordan 0-2; Starling,Taylor 1-0; Texada,Ridge 0-1; Ruder,Jace 0-1; Garnett,C.J. 0-1. Texas Tech-Lewis,Chapman 5-0; Ramirez,Bryce 4-1; Curry,John 3-2; Stevenson,Marqu 3-1; Smith,Isaac 2-2; Dingle Jr,Mique 1-3; Cofield,Jayden 0-4; Roberts,Ben 3-0; Sanford,Jordan 3-0; Banks,E Maurion 1-2; Lux,Bralyn 2-0; McCarty,AJ 2-0; Plunk,Joseph 2-0; Baskerville,CJ 2-0; Horn,Maurion 1-1; McAlpine,Trevon 1-1; Horne,Justin 0-2; Knotts,Jackson 0-2; Ledet,Quincy 0-2; Nedore,Ansel 1-0; Cromwell,Devynn 1-0; Elder,Gage 1-0; Rodriguez,Jacob 1-0; Carroll,De'Bray 0-1; Carrell,Sam 0-1; Jordan,Brenden 0-1; Llewellyn,Jason 0-1; Rigby,Braylon 0-1.

WYOMING vs. UNT

DATCU STADIUM • DENTON, TEXAS

SEPT. 21, 2024 • ATTENDANCE: 27,049

POSTGAME NOTES

- Redshirt freshman running back Makenzie McGill tallied three rushing touchdowns as UNT rebounded with a 44-17 victory over Wyoming on Saturday night in front of the fifth-largest crowd (27,049) in DATCU Stadium history.
- The Mean Green improved to 3-1 on the season which is tied for the 10th-best start through four games in program history and best since UNT started 4-0 in 2018.
- Junior quarterback Chandler Morris finished 28-for-41 with 305 yards, two touchdowns and zero interceptions to lead the Mean Green offense to 534 yards of total offense, its 10th game of 500-plus yards under second year head coach Eric Morris.
- Junior running back Shane Porter carried the ball 13 times for 120 yards to mark the first UNT rusher with 100-plus yards on the ground in his first career start since Tre Siggers against UTSA on Sept. 21, 2019.
- Junior wide receiver DT Sheffield posted eight catches for 109 yards and one touchdown. Morris (305 yds passing), Porter (120 yds rushing) and Sheffield (109 yds receiving) became the first UNT trio with 300-100-100 since Nov. 25, 2023, against UAB.
- After mounting a 27-17 halftime lead, UNT's defense held the Cowboys scoreless in the second half and only allowed 45 yards of total offense with zero third-down conversions on seven attempts.

SCORING SUMMARY

WYOMING	3	14	0	0	--	17
UNT	7	20	14	3	--	44

1st 9:54	WYO	Hoyland, John 30 yd field goal
7:18	UNT	Sheffield, DT 29 yd pass from Morris, Chandler (Nguma, Kali kick)
2nd 14:12	UNT	Nguma, Kali 23 yd field goal
5:54	UNT	Conwright, Blair 19 yd pass from Morris, Chandler (Nguma, Kali kick)
2:15	WYO	Scott, Sam 41 yd pass from Svoboda, Evan (Hoyland, John kick)
1:17	UNT	McGill, Makenzie 4 yd run (Nguma, Kali kick)
1:03	WYO	King, Tyler 100 yd kickoff return (Hoyland, John kick)
0:00	UNT	Nguma, Kali 45 yd field goal
3rd 10:10	UNT	McGill, Makenzie 2 yd run (Nguma, Kali kick)
5:17	UNT	McGill, Makenzie 24 yd run (Nguma, Kali kick)
4th 2:07	UNT	Nguma, Kali 34 yd field goal

STATISTICS

TEAM STATS	WYO	UNT
FIRST DOWNS	15	28
RUSHES-YARDS (NET)	32-69	32-216
PASSING YDS (NET)	175	318
Passes Att-Comp-Int	28-15-0	43-30-0
TOTAL OFFENSE PLAYS-YARDS	60-244	75-534
Fumble Returns-Yards	0-0	0-0
Punt Returns-Yards	0-0	0-30
Kickoff Returns-Yards	3-130	1-24
Interception Returns-Yards	0-0	0-0
Punts (Number-Avg)	6-38.7	3-38.3
Fumbles-Lost	1-0	0-0
Penalties-Yards	4-34	8-70
Possession Time	28:13	31:47
Third-Down Conversions	4 of 14	4 of 14
Fourth-Down Conversions	1 of 3	4 of 4
Red-Zone Scores-Chances	1-1	5-5
Sacks By: Number-Yards	0-0	1-0

INDIVIDUAL STATISTICS

RUSHING: Wyoming-Scott,Sam 11-39; Jones,D.J. 9-22; Svoboda,Evan 9-14; Ferrell,Jamari 3-minus 6. UNT-Porter,Shane 13-120; Sibley,Kiefer 7-39; McGill,Makenzie 6-38; Morris,Chandler 4-22; TEAM 2-minus 3.

PASSING: Wyoming-Svoboda,Evan 11-23-0-155; Anderson,Kaden 4-5-0-20. UNT-Morris,Chandler 28-41-0-305; Mestemaker,Drew 2-2-0-13.

RECEIVING: Wyoming-Gyllenborg,John 5-56; Scott,Sam 3-52; Jones,D.J. 2-20; King,Tyler 1-14; Boddie,Devin 1-13; Stevenson,Justi 1-10; Sargent,Jaylen 1-10; Miles,Nick 1-0. UNT-Sheffield,DT 8-109; Rempert,Nick 5-31; Sides,Landon 5-22; Carnes,Dalton 4-90; Conwright,Blair 4-40; Porter,Shane 2-2; Hammond,Oscar 1-17; Ward Jr.,Damon 1-7.

INTERCEPTIONS: Wyoming-None. UNT-None.

FUMBLES: Wyoming-TEAM 1-0. UNT-None.

SACKS (UA-A): Wyoming-None. UNT-Charles,Breyton 1-0.

TACKLES (UA-A): Wyoming-Suiaunoa,Shae 5-4; White,Isaac 7-1; Shay,Connor 2-6; Parks,Keany 7-0; Johnson,Andrew 4-1; Harsh,Sabastian 4-0; Singleton,Maliq 3-1; Williams,Jayden 1-2; Florentine,Ben 1-2; Brown,Wrook 2-0; Williams,-Jaden 2-0; Westland,Tyce 0-2; Day,Ethan 1-0; Davis,Tyrecus 1-0; York,Carson 1-0; Erb,Justin 1-0; Thomas,Jones 1-0; Miles,Nick 0-1. UNT-Jackson,Evan 3-3; Hammonds,Quinto 4-1; Hill,Jayden 3-2; Brown,Chavez 2-3; Smith,Jaylen 1-4; Whitter,Shane 1-3; Texada,Ridge 3-0; Starling,Taylor 2-1; Ruder,Jace 1-2; Charles,Breyton 2-0; Wesloski,Ethan 1-1; Vailea,Fatafehi 1-1; Brown,Jordan 0-2; Dawkins,Terrell 0-2; Brown,Roderick 1-0; Stroud,Gabe 1-0; Williams II,Ker 1-0; Jean-Louis,J.J. 1-0; Williams,Jayden 0-1; McFarland,Kamdo 0-1; Laperi,Nathan 0-1; Dudley,Dallas 0-1; Lewis,Kollin 0-1.



2024 GAME RECAPS

TULSA vs. UNT

DATCU STADIUM • DENTON, TEXAS
SEPT. 28, 2024 • ATTENDANCE: 18,529

POSTGAME NOTES

- UNT opened its American Athletic Conference schedule with the home victory over the Golden Hurricane and moved to 4-1, tied for the best start since 1967.
- After a scoreless first quarter, the Mean Green tallied 45 unanswered points from the 4:47 mark in the second quarter and the 1:32 mark of the third quarter to build a 42-point cushion.
- Head coach Eric Morris led the offense to 618 total yards, the eighth-most yards in single game program history, and marked the 11th time in 17 games that Morris has led UNT to at least 500 yards of total offense.
- Junior quarterback Chandler Morris finished 22-for-34 with 439 yards and five touchdown passes, the most passing touchdowns of his collegiate career and third-most in single game program history.
- Senior safety Alphonse Guillory Jr. blocked a punt late in the first quarter, which was recovered at the Tulsa 1-yard line to set up a touchdown.
- Freshman WR Wyatt Young caught two passes for 56 yards including a TD along with a one-yard rushing touchdown. He became the first UNT player to have both a rushing and receiving touchdown since Nov. 26, 2022.

SCORING SUMMARY

TULSA	0	3	0	17	--	20
UNT	0	24	21	7	--	52

2nd 14:12	TLS	Morgan, Seth 22 yd field goal
4:47	UNT	Conwright, Blair 96 yd pass from Morris, Chandler (Nguma, Kali kick)
1:56	UNT	Nguma, Kai 27 yd field goal
1:28	UNT	Young, Wyatt 1 yd run (Nguma, Kali kick)
0:06	UNT	Young, Wyatt 26 yd pass from Morris, Chandler (Nguma, Kali kick)
3rd 12:05	UNT	Sheffield, DT 27 yd pass from Morris, Chandler (Nguma, Kali kick)
8:31	UNT	Carnes, Dalton 14 yd pass from Morris, Chandler (Nguma, Kali kick)
1:32	UNT	Sibley, Kiefer 9 yd pass from Morris, Chandler (Nguma, Kali kick)
4th 12:47	TLS	Morgan, Seth 45 yd field goal
12:35	UNT	McGill II, Makenzie 75 yd run (Nguma, Kali kick)
7:29	TLS	Wright, Jack 18 yd pass from Legas, Cooper (Morgan, Seth kick)
0:06	TLS	Vaughn, Connor 5 yd pass from Carpenter, Tim (O'Neal, Troop kick)

STATISTICS

TEAM STATS	TLS	UNT
FIRST DOWNS	27	21
RUSHES-YARDS (NET)	47-229	26-179
PASSING YDS (NET)	186	439
Passes Att-Comp-Int	44-20-2	34-22-0
TOTAL OFFENSE PLAYS-YARDS	91-415	60-618
Fumble Returns-Yards	0-0	0-0
Punt Returns-Yards	1-12	2-40
Kickoff Returns-Yards	2-18	1-21
Interception Returns-Yards	0-0	2-27
Punts (Number-Avg)	6-36.3	4-40.5
Fumbles-Lost	0-0	0-0
Penalties-Yards	5-40	14-130
Possession Time	36:35	23:25
Third-Down Conversions	8 of 20	3 of 10
Fourth-Down Conversions	1 of 3	0 of 2
Red-Zone Scores-Chances	3-3	5-5
Sacks By: Number-Yards	2-11	2-12

INDIVIDUAL STATISTICS

RUSHING: Tulsa-Jackson, Bill 16-77; Ellison Jr., Vir 7-46; Watkins, Anthony 9-32; Carpenter, Tim 4-30; Williams, Cardel 3-21; Avant, Lloyd 4-12; Legas, Cooper 2-8; Francis, Kirk 2-3. UNT-McGill II, Makenzie 5-70; Sibley, Kiefer 7-58; Evans, Zach 4-48; Morris, Chandler 4-5; Young, Wyatt 1-1; Porter, Shane 4-minus 1; TEAM 1-minus 2.

PASSING: Tulsa-Francis, Kirk 13-29-2-101; Williams, Cardel 3-8-0-32; Carpenter, Tim 2-4-0-8; Legas, Cooper 2-3-0-45. UNT-Morris, Chandler 22-34-0-439.

RECEIVING: Tulsa-Benjamin, Kamdyn 7-68; Williams, Joseph 3-51; Ellison Jr., Vir 2-6; Watkins, Anthony 1-27; Wright, Jack 1-18; Vaughn, Connor 1-5; Jackson, Bill 1-4; Smith, Josh 1-3; McGary, Luke 1-2; Tempest, Grayson 1-2; Avant, Lloyd 1-0. UNT-Carnes, Dalton 4-50; Hammond, Oscar 3-44; Conwright, Blair 2-115; Sheffield, DT 2-60; Young, Wyatt 2-56; Rempert, Nick 2-49; Sibley, Kiefer 2-17; McGill II, Makenzie 1-17; Porter, Shane 1-13; Tipton, Baron 1-8; Coleman, Miles 1-5; Sides, Landon 1-5.

INTERCEPTIONS: Tulsa-None. UNT-Jackson, Evan 2-27.

FUMBLES: Tulsa-None. UNT-None.

SACKS (UA-A): Tulsa-Ostroski, Owen 1-0; Jackson Jr., R.J. 1-0. UNT-Westoski, Ethan 1-0; Charles, Breyton 1-0.

TACKLES (UA-A): Tulsa-Green, Elijah 3-2; Carlisle, Tyree 4-0; Ostroski, Owen 2-2; Jones, Malachai 2-2; Hodge, Dayne 1-3; Marcheselli, Zac 2-1; Garrett, Buddha 1-2; Williams, Ashton 0-3; Jackson Jr., R.J. 2-0; Collins, Dax 2-0; Potter, Gavin 2-0; Malone, Vontroy 1-1; Wilson, Elijah 1-1; Jackson, Bill 1-0; Potts, Eli 1-0; Jackson, Myles 1-0; Reese, Brody 1-0; Cannady, Jehlen 1-0; Campbell, NuNu 1-0; Thompson Jr., Ch 0-1; Lee, Jaxon 0-1; Hjelle, Joe 0-1. UNT-Westoski, Ethan 2-5; Hill, Jayden 5-1; Jackson, Evan 5-1; Brown, Jordan 3-2; Smith, Jaylen 2-3; Texada, Ridge 4-0; Whitter, Shane 3-1; Stroud, Gabe 2-2; Charles, Breyton 2-2; Gant Jr., Chris 2-2; Vailea, Fatafehi 0-4; Hammonds, Quinto 3-0; Nelson II, Brian 2-1; Ruder, Jace 2-0; Brown, Roderick 2-0; Brown, Chavez 1-1; Moore, Matthew 1-1; Garnett, C.J. 1-1; Shipley, Jake 1-1; Lewis, Kollin 1-0; Bronson, VJ 1-0; McFarland, Kamdo 1-0; Jean-Louis, J.J. 1-0; Fann, Blake 1-0; Anderson, Jayven 0-1; Williams, Jayden 0-1.

UNT vs. FLORIDA ATLANTIC

FAU STADIUM • BOCA RATON, FLA.
OCT. 12, 2024 • ATTENDANCE: 14,576

POSTGAME NOTES

- Junior quarterback Chandler Morris threw two of his four touchdown passes to junior wide receiver DT Sheffield in the final 2:38 as UNT rallied to a 41-37 comeback win over Florida Atlantic on Saturday night.
- After UNT failed on fourth down inside its own 40-yard line with under five minutes to play, the Owls took a 10-point lead with 4:21 left to play.
- The Mean Green trailed 37-27 when Morris capped an eight-play, 75-yard drive with an 8-yard toss to Sheffield.
- UNT got the ball back with 1:43 remaining and Morris hit Sheffield for a 3-yard touchdown with 0:58 remaining for the win. The score marked the first game-winning touchdown drive with under two minutes remaining since 2017.
- With the win, UNT moves to 5-1 on the season, which ties for the best record through six games since 1967, when the Mean Green started 5-0-1.
- Under head coach Eric Morris, UNT improved to 3-7 when trailing at the half and 2-8 when trailing after three quarters.
- Senior wide receiver Nick Rempert caught his first UNT touchdown to mark the ninth different player to record at least one touchdown pass this season, tied for the second-best mark in program history since 1956.

SCORING SUMMARY

UNT	14	3	10	14	--	41
FLORIDA ATLANTIC	7	20	7	3	--	37

1st 10:29	UNT	Carnes, Dalton 19 yd pass from Morris, Chandler (Nguma, Kali kick)
6:38	FAU	Hayes, Omari 14 yd pass from Fancher, Cam (Suarez, Morgan kick)
5:11	UNT	Rempert, Nick 25 yd pass from Morris, Chandler (Nguma, Kali kick)
2nd 14:19	FAU	Suarez, Morgan 26 yd field goal
7:34	FAU	Sullivan, Wyatt 28 yd pass from Fancher, Cam (Suarez, Morgan kick)
4:40	UNT	Nguma, Kai 46 yd field goal
1:20	FAU	Smith Jr., Jaba 5 yd pass from Fancher, Cam (Suarez, Morgan kick)
0:02	FAU	Suarez, Morgan 32 yd field goal
3rd 9:21	UNT	McGill II, Makenzie 3 yd run (Nguma, Kali kick)
5:06	FAU	Campbell Jr., CJ 12 yd run (Suarez, Morgan kick)
0:25	UNT	Nguma, Kai 40 yd field goal
4th 4:21	FAU	Suarez, Morgan 32 yd field goal
2:38	UNT	Sheffield, DT 8 yd pass from Morris, Chandler (Nguma, Kali kick)
0:58	UNT	Sheffield, DT 3 yd pass from Morris, Chandler (Nguma, Kali kick)

STATISTICS

TEAM STATS	UNT	FAU
FIRST DOWNS	26	25
RUSHES-YARDS (NET)	26-149	43-168
PASSING YDS (NET)	335	351
Passes Att-Comp-Int	45-27-1	31-22-1
TOTAL OFFENSE PLAYS-YARDS	71-484	74-519
Fumble Returns-Yards	0-0	0-0
Punt Returns-Yards	1-27	0-1
Kickoff Returns-Yards	3-52	3-61
Interception Returns-Yards	1-0	1-30
Punts (Number-Avg)	2-42.0	2-46.5
Fumbles-Lost	1-0	1-1
Penalties-Yards	5-30	7-42
Possession Time	23:50	36:10
Third-Down Conversions	4 of 12	8 of 15
Fourth-Down Conversions	2 of 4	0 of 1
Red-Zone Scores-Chances	5-5	6-6
Sacks By: Number-Yards	3-9	1-6

INDIVIDUAL STATISTICS

RUSHING: UNT-Porter, Shane 9-71; McGill II, Makenzie 7-50; Morris, Chandler 5-23; Sibley, Kiefer 4-9; TEAM 1-minus 4. FAU-Campbell Jr., CJ 18-89; Fancher, Cam 15-69; Mobley, Zuberi 9-27; TEAM 1-minus 17.

PASSING: UNT-Morris, Chandler 27-45-1-335. FAU-Fancher, Cam 22-30-1-351; TEAM 0-1-0-0.

RECEIVING: UNT-Sullivan, Wyatt 3-71; Smith Jr., Jaba 3-30; Tucker, Milan 2-69; Johnson, Martyn 1-0; Brantley, Kahli 1-5; Mobley, Zuberi 1-3.

INTERCEPTIONS: UNT-Hill, Jayden 1-0. FAU-Ambush, Jackson 1-30.

FUMBLES: UNT-Sheffield, DT 1-0. FAU-Hayes, Omari 1-1.

SACKS (UA-A): UNT-Hill, Jayden 1-0; Brown, Chavez 1-0; Brown, Roderick 1-0. FAU-Boyd Jr., Prince 1-0.

TACKLES (UA-A): UNT-Hill, Jayden 6-2; Smith, Jaylen 3-5; Westoski, Ethan 0-7; Nelson II, Brian 5-1; Brown, Jordan 2-3; Hammonds, Quinto 3-1; Jackson, Evan 3-1; Whitter, Shane 2-1; Allen Jr., BJ 2-1; Brown, Roderick 1-2; Brown, Chavez 2-0; Shipley, Jake 2-0; Texada, Ridge 1-1; Vailea, Fatafehi 1-1; Dawkins, Terrell 0-2; Lewis, Kollin 1-0; Anderson-Dale, K 1-0; Duncan, Jett 1-0; Anderson, Jayven 1-0; McFarland, Kamdo 1-0; Starling, Taylor 1-0; Charles, Breyton 0-1; Fann, Blake 0-1. FAU-Heard, CJ 6-2; Philord, Wendol 5-2; Williams, Eddie 4-2; Ambush, Jackson 2-3; Williams, Jayden 3-1; Dunnam, Phillip 2-2; Hill, Daedae 2-2; Jones, Chris 1-3; Ifeanyi, Chisom 1-3; Brown, Kahzir 2-0; Antoine, Michal 1-1; Wheeler, Jaden 0-2; Tisdol, Desmond 1-0; Washington, Jr. 1-0; Jerris, Jarrett 1-0; Boyd Jr., Prince 1-0; Brantley Jr., Eri 1-0; Bradley, Marlon 0-1; Davis, Devonta 0-1; Merrifield, Jaco 0-1.

2024 REVIEW



2024 GAME RECAPS

UNT vs. MEMPHIS

SIMMONS BANK LIBERTY STADIUM • MEMPHIS, TENN.

OCT. 19, 2024 • ATTENDANCE: 24,110

POSTGAME NOTES

- UNT suffered its first AAC loss despite posting 653 yards of total offense, the most under head coach Eric Morris and fifth-most in program history.
- Junior quarterback Chandler Morris ran for a 49-yard touchdown to give the Mean Green a 38-35 lead with 13:59 remaining in the game before the Tigers posted back-to-back touchdown drives to reclaim its lead.
- UNT cut its 11-point deficit to five points with 2:48 left in the fourth on a 9-yard pass from Morris to WR Blair Conwright before Memphis hit a 43-yard field goal with 1:05 remaining to extend its lead to 52-44.
- After Memphis scored on four of its initial six drives, the Mean Green held the Tigers to five-consecutive three-and-outs from 5:46 in the second quarter through 7:07 in the third.
- Junior wide receiver DT Sheffield opened the game with back-to-back 75-yard touchdowns on the initial two UNT offensive plays of the game with a rushing score with 10:54 in the first quarter before a receiving tally with 6:55 in the first.
- Morris finished 36-for-61 for 445 yards passing and three touchdowns with a career high of 71 yards rushing and one touchdown. His 516 total yards ranks third in single-game program history along with the second-most pass attempts.

SCORING SUMMARY

UNT	21	3	7	13	--	44
MEMPHIS	14	14	7	17	--	52

1st 11:05	MEM	Henigan, Seth 4 yd run (Costa, Caden kick)
10:54	UNT	Sheffield, DT 75 yd run (Nguma, Kali kick)
7:05	MEM	Anderson Jr., Ma 5 yd run (Costa, Caden kick)
6:55	UNT	Sheffield, DT 75 yd pass from Morris, Chandler (Nguma, Kali kick)
2:46	UNT	Porter, Shane 10 yd run (Nguma, Kali kick)
2nd 13:07	MEM	Thomas, Brandon 1 yd run (Costa, Caden kick)
7:41	MEM	Anderson Jr., Ma 42 yd run (Vandenberg, Tris kick)
0:00	UNT	Nguma, Kali 34 yd field goal
3rd 2:32	UNT	Sheffield, DT 9 yd pass from Morris, Chandler (Nguma, Kali kick)
0:33	MEM	Blankumsee, Demeer 62 yd pass from Henigan, Seth (Vandenberg, Tris kick)
4th 13:59	UNT	Morris, Chandler 49 yd run (Nguma, Kali kick)
9:23	MEM	Anderson Jr., Ma 4 yd run (Vandenberg, Tris kick)
5:17	MEM	Anderson Jr., Ma 5 yd run (Vandenberg, Tris kick)
2:48	UNT	Conwright, Blair 9 yd pass from Morris, Chandler (Morris, Chandler pass failed)
1:05	MEM	Vandenberg, Tris 43 yd field goal

STATISTICS

TEAM STATS	UNT	MEM
FIRST DOWNS	32	21
RUSHES-YARDS (NET)	33-208	32-207
PASSING YDS (NET)	445	319
Passes Att-Comp-Int	64-36-1	38-24-0
TOTAL OFFENSE PLAYS-YARDS	97-653	70-526
Fumble Returns-Yards	0-0	0-0
Punt Returns-Yards	0-0	1-3
Kickoff Returns-Yards	1-16	1-21
Interception Returns-Yards	0-0	1-0
Punts (Number-Avg)	4-44.8	6-42.3
Fumbles-Lost	3-1	0-0
Penalties-Yards	5-33	6-79
Possession Time	27:50	32:10
Third-Down Conversions	9 of 20	5 of 13
Fourth-Down Conversions	3 of 6	0 of 0
Red-Zone Scores-Chances	4-5	5-6
Sacks By: Number-Yards	2-6	2-13

INDIVIDUAL STATISTICS

RUSHING: UNT-Sheffield,DT 2-82; Porter,Shane 13-75; Morris,Chandler 10-71; Sibley,Kiefer 1-1; McGill II,Makenzie 6-0; TEAM 1-minus 21. Memphis-Anderson Jr.,Ma 22-183; Thomas,Brandon 2-13; Henigan,Seth 6-9; Hawkins,Jamari 1-7; Blankumsee,DeMe 1-minus 5.

PASSING: UNT-Morris,Chandler 36-61-1-445; TEAM 0-3-0-0. Memphis-Henigan,Seth 24-38-0-319.

RECEIVING: UNT-Sheffield,DT 8-122; Coleman,Miles 7-62; Conwright,Blair 5-87; Carnes,Dalton 5-47; Sides,Landon 3-61; Young,Wyatt 2-37; Kautai,Xzavior 2-11; Porter,Shane 1-7; McGill II,Makenzie 1-6; Rempert,Nick 1-6; Sibley,Kiefer 1-minus 1. Memphis-Blankumsee,DeMe 6-96; Taylor,Roc 6-73; Drake,Koby 5-82; Anderson Jr.,Ma 5-27; Shorter,Jyaire 1-38; Landphere,Antho 1-3.

INTERCEPTIONS: UNT-None. Memphis-Martin,Chandler 1-0.

FUMBLES: UNT-TEAM 1-0; Sheffield,DT 1-1; Porter,Shane 1-0. Memphis-None.

SACKS (UA-A): UNT-Brown,DT 0-1; Dawkins,T 0-1; Vailea,Fatafahi 1-0. Memphis-Grimes II,R 1-0; Whitlow Jr.,Wil 1-0.

TACKLES (UA-A): UNT-Smith,Jaylen 4-2; Wesloski,Ethan 3-3; Dawkins,Terrell 3-3; Whitter,Shane 2-3; Vailea,Fatafahi 2-2; Hammonds,Quinto 2-2; Lewis,Kollin 3-0; Texada,Ridge 2-1; Brown,Jordan 1-2; McFarland,Kamdo 2-0; Nelson II,Brian 2-0; Hill,Jayden 2-0; Brown,Roderick 1-1; Brice,X'Avion 1-0; Allen Jr.,BJ 1-0; Anderson,Jayven 1-0; Jackson,Evan 1-0; Guillory Jr.,Al 1-0; Charles,Breydon 0-1. Memphis-Martin,Chandler 6-4; Rubin,Greg 8-1; Whitlow Jr.,Wil 5-1; Watts,AJ 5-0; Denis,Javon 4-1; Hudson,Matt 0-5; Bell,JD 4-0; Herring,Elijah 2-2; Grier,Jordan 2-1; Lucas Jr.,P 1-1; Minor,Kobee 1-0; Hamilton,CorMon 1-0; Ross,Davion 1-0; Hawkins,Jamari 1-0; Grimes II,Reggie 1-0.

TULANE vs. UNT

DATCU STADIUM • DENTON, TEXAS

OCT. 26, 2024 • ATTENDANCE: 23,138

POSTGAME NOTES

- On homecoming weekend, junior quarterback Chandler Morris claimed his fourth 400-yard passing game of the season with a final line of 38-for-57 with a career-high 449 yards and three touchdowns as UNT fell to Tulane 45-37.
- The Mean Green outscored the Green Wave 34-24 in the final three quarters, including a pair of touchdowns with less than five minutes remaining, after the visitors built a 21-3 lead in the first quarter.
- Tulane scored 15 points off two fumbles inside the UNT 30-yard line, one in the first quarter and the second with 3:07 remaining in the third quarter.
- Redshirt freshman running back Makenzie McGill II capped a 19-play drive, the longest touchdown drive in FBS program history, with a 2-yard rushing score with 4:23 remaining.
- The Mean Green had two 100-yard receivers, as junior DT Sheffield had a career-high nine catches for 125 yards and a touchdown and senior Damon Ward Jr., had six grabs for 111 yards and two touchdowns, marking the first time since the 2023 season finale that UNT had two 100-yard receivers.
- Senior linebacker Jaylen Smith finished the day with a career-high 10 tackles, including three solo stops, with one tackle-for-loss and an interception.

SCORING SUMMARY

TULANE	21	10	14	0	--	45
UNT	3	14	7	13	--	37

1st 7:50	TUL	Williams, Mario 9 yd pass from Mensah, Darian (Barnes, Jacob kick)
4:12	UNT	Nguma, Kali 43 yd field goal
2:07	TUL	Brown, Yulkeith 30 yd pass from Mensah, Darian (Barnes, Jacob kick)
1:16	TUL	Thompson, Ty 17 yd run (Barnes, Jacob kick)
2nd 10:01	UNT	Ward Jr., Damon 26 yd pass from Morris, Chandler (Nguma, Kali kick)
5:50	TUL	Hughes, Makhi 2 yd run (Barnes, Jacob kick)
1:22	UNT	Sheffield, DT 30 yd pass from Morris, Chandler (Nguma, Kali kick)
0:28	TUL	Barnes, Jacob 47 yd field goal
3rd 8:06	TUL	Bauman, Alex 14 yd pass from Mensah, Darian (Barnes, Jacob kick failed)
5:55	UNT	Morris, Chandler 20 yd run (Nguma, Kali kick)
3:02	TUL	Brown, Yulkeith 11 yd run (Brown, Yulkeith pass from Mensah, Darian)
4th 4:23	UNT	McGill II, Makenzie 2 yd run (Hammond, Oscar pass from Morris, C. failed)
0:41	UNT	Ward Jr., Damon 10 yd pass from Morris, Chandler (Nguma, Kali kick)

STATISTICS

TEAM STATS	TLN	UNT
FIRST DOWNS	21	27
RUSHES-YARDS (NET)	47-297	25-76
PASSING YDS (NET)	175	449
Passes Att-Comp-Int	13-10-1	57-38-0
TOTAL OFFENSE PLAYS-YARDS	60-472	80-525
Fumble Returns-Yards	1-0	0-0
Punt Returns-Yards	0-0	1-16
Kickoff Returns-Yards	3-6	1-39
Interception Returns-Yards	0-0	1-6
Punts (Number-Avg)	4-44.7	3-44.7
Fumbles-Lost	0-0	2-2
Penalties-Yards	7-51	8-40
Possession Time	31:06	28:54
Third-Down Conversions	4 of 10	4 of 13
Fourth-Down Conversions	0 of 1	3 of 5
Red-Zone Scores-Chances	5-5	4-4
Sacks By: Number-Yards	1-6	1-2

INDIVIDUAL STATISTICS

RUSHING: Tulane-Hughes,Makhi 30-195; Barnes III,Arno 11-78; Thompson,Ty 1-17; Brown,Yulkeith 1-11; TEAM 1-0; Fleming,Dontae 1-minus 1; Mensah,Darian 2-minus 3. North Texas-Sibley,Kiefer 11-26; Morris,Chandler 6-20; McGill II,Makenzie 4-16; Porter,Shane 2-12; Mestemaker,Drew 1-6; Young,Wyatt 1-minus 4.

PASSING: Tulane-Mensah,Darian 10-13-1-175. North Texas-Morris,Chandler 38-57-0-449.

RECEIVING: Tulane-Fleming,Dontae 3-92; Williams,Mario 2-26; Barnes III,Arno 2-5; Brown,Yulkeith 1-30; Bauman,Alex 1-14; Hughes,Makhi 1-8. North Texas-Sheffield,DT 9-125; Sibley,Kiefer 8-45; Ward Jr.,Damon 6-111; Carnes,Dalton 4-65; Hammond,Oscar 3-31; Coleman,Miles 3-30; Conwright,Blair 3-29; Sides,Landon 1-10; Rempert,Nick 1-3.

INTERCEPTIONS: Tulane-None. North Texas-Smith,Jaylen 1-6.

FUMBLES: Tulane-None. North Texas-McGill II,Makenzie 1-1; Morris,Chandler 1-1.

SACKS (UA-A): Tulane-Fobbs-White,Mat 1-0. North Texas-Shipley,Jake 1-0.

TACKLES (UA-A): Tulane-Tchienchou,Jack 8-0; Ransaw,Caleb 4-1; Allen,Terrell 4-1; Despanie,Bailey 4-1; Adams III,Kevin 4-1; Agu,Dickson 2-3; Hamilton,Kamero 3-0; Pleasant,Raysha 2-1; Grubbs,Tyler 2-1; Edwards,Johnath 2-1; Howard,Sam 1-2; Henderson,Gerro 2-0; Rodgers,Chris 2-0; White,Javon 2-0; Batiste,Deshaun 1-1; Moore,Joshua 1-0; Petersen,Parker 1-0; Mmahat,Garrett 1-0; Fleming,Dontae 1-0; Champaigne,Elij 1-0; Fobbs-White,Mat 1-0; Huntington,Adin 0-1; Lewis,Jayden 0-1; Tillery,Lucius 0-1. North Texas-Smith,Jaylen 3-7; Hammonds,Quinto 3-7; Nelson II,Brian 6-3; Wesloski,Ethan 4-5; Brown,Jordan 1-8; Whitter,Shane 2-4; Texada,Ridge 2-2; Dawkins,Terrell 1-2; Lewis,Kollin 0-3; Jackson,Evan 2-0; Shipley,Jake 2-0; Starling,Taylor 1-1; Brice,X'Avion 1-0; Anderson,Jayven 1-0; Williams,Jayden 0-1; Vailea,Fatafahi 0-1.

2024 REVIEW



2024 GAME RECAPS

No. 18/25 ARMY vs. UNT

DATCU STADIUM • DENTON, TEXAS
NOV. 9, 2024 • ATTENDANCE: 28,519

POSTGAME NOTES

- In front of the fifth-largest crowd in DATCU Stadium history, UNT welcomed a nationally-ranked opponent to Denton for the fourth time in program history as it fell 14-3 to Army in an American Athletic Conference showdown on Saturday.
- After converting a field goal on its opening drive, the Mean Green were unable to score for the remainder of the contest despite the offense reaching the red zone four times.
- Redshirt freshman Kali Nguma's 31-yard field goal in the first quarter marked the first time in 384 days that Army had trailed in a game.
- The Mean Green defense forced two turnovers – one fumble and one interception – to mark the first team to post multiple turnovers against the Black Knights this season.
- Redshirt freshman defensive back Brian Nelson II totaled six tackles, all solo, with an interception and a fumble recovery.
- Senior defensive back Jayden Hill recorded 12 tackles, including seven solo stops, to mark a new season high for any UNT defender.
- Senior defensive lineman Roderick Brown posted five tackles, including three solo stops, a tackle for-loss and a sack. His second-quarter sack helped Brown move into the top-10 on the career list for most sack yards in program history with 81, passing Evan Cardwell (2001-04), who finished with 12.5 sacks for 75 yards.
- Junior quarterback Chandler Morris finished 24-for-37 for 214 yards passing to mark his sixth-consecutive game with 200-plus yards through the air, tied for the eighth-longest streak in program history.
- Senior wide receiver Damon Ward Jr. ended the game with four catches for 63 yards to move into 17th on the UNT career yards list and into 18th place for career receptions.

SCORING SUMMARY

ARMY	7	0	0	7	--	14
UNT	3	0	0	0	--	3

- 1st 8:10 UNT Nguma, Kali 31 yd field goal
- 2:22 ARM Daily, Bryson 10 yd run (Gronotte, Trey kick)
- 4th 11:44 ARM Daily, Bryson 2 yd run (Gronotte, Trey kick)

STATISTICS

TEAM STATS	ARMY	UNT
FIRST DOWNS	23	18
RUSHES-YARDS (NET)	64-293	18-69
PASSING YDS (NET)	15	214
Passes Att-Comp-Int	4-2-1	37-24-2
TOTAL OFFENSE PLAYS-YARDS	68-308	55-283
Fumble Returns-Yards	0-0	0-0
Punt Returns-Yards	0-0	0-0
Kickoff Returns-Yards	1-10	1-16
Interception Returns-Yards	2-0	1-23
Punts (Number-Avg)	1-44.0	1-48.0
Fumbles-Lost	1-1	0-0
Penalties-Yards	5-50	3-35
Possession Time	41:45	18:15
Third-Down Conversions	9 of 14	4 of 11
Fourth-Down Conversions	3 of 3	3 of 5
Red-Zone Scores-Chances	2-3	1-4
Sacks By: Number-Yards	1-3	1-10

INDIVIDUAL STATISTICS

RUSHING: Army West Point-Daily,Bryson 36-153; Udoh,Kanye 13-65; Short,Noah 6-41; Robinson,Tyrell 3-18; Rhodes,Matthew 1-12; Stewart,Miles 1-7; Howard,Samari 1-0; TEAM 3-minus 3. UNT-Porter,Shane 6-33; McGill II,Makenzie 8-25; Sibley,Kiefer 2-12; Sheffield,DT 1-2; Morris,Chandler 1-minus 3.

PASSING: Army West Point-Daily,Bryson 2-4-1-15. UNT-Morris,Chandler 24-37-2-214.

RECEIVING: Army West Point-Horton,Josh 1-8; Short,Noah 1-7. UNT-Ward Jr.,Damon 4-63; Sheffield,DT 4-31; Porter,Shane 4-18; Coleman,Miles 3-36; Conwright,Blair 3-16; Young,Wyatt 2-26; Carnes,Dalton 2-11; Sides,Landon 1-9; Sibley,Kiefer 1-4.

INTERCEPTIONS: Army West Point-Platt,Donovan 1-0; Weaver,Justin 1-0. UNT-Nelson II,Brian 1-23.

FUMBLES: Army West Point-Udoh,Kanye 1-1. UNT-None.

SACKS (UA-A): Army West Point-Lewis,Kyle 1-0. UNT-Brown,Roderick 1-0.

TACKLES (UA-A): Army West Point-DiDomenico,Max 7-2; Fortner,Kalib 5-3; Larkin,Casey 6-1; Thomas,Andon 4-2; Harris-Miller,K 3-0; Weaver,Justin 2-1; Keith,Chance 2-1; Mayes,Jaydan 2-0; Lewis,Kyle 1-1; Gerena,Brett 1-0; Nixon,Noah 1-0; Shields,Gavin 1-0; Sofia,Trey 1-0; Reynolds,Casey 0-1; Tuioti,Jacob 0-1; Crossan,David 0-1. UNT-Hill,Jayden 7-5; Smith,Jaylen 4-6; Brown,Jordan 6-2; Jackson,Evan 3-5; Nelson II,Brian 6-0; Texada,Ridge 3-2; Brown,Roderick 3-2; Allen Jr.,BJ 2-1; Vailea,Fatafehi 2-1; Dawkins,Terrell 1-2; Wesloski,Ethan 1-2; Charles,Breyton 1-1; Scott,Zhaiylen 1-0; Starling,Taylor 1-0; Nguma,Kali 1-0; Shipley,Jake 1-0; Brown,Chavez 0-1.

UNT vs. UTSA

ALAMODOME • SAN ANTONIO, TEXAS
NOV. 15, 2024 • ATTENDANCE: 21,350

POSTGAME NOTES

- Junior running back Shane Porter rushed for a career-high 193 yards and three touchdowns, but it wasn't enough to secure a victory as UNT fell 48-27 to UTSA on Friday night at the Alamodome.
- Porter's 193 yards made him the first UNT player to rush for 150 yards or more in a game since DeAndre Torrey had 179 against Marshall on Oct. 15, 2021.
- The Mean Green were outscored 14-0 in the first quarter and trailed 27-7 at halftime before climbing back in the second half and pulling within six points at 33-27 early in the fourth quarter after junior quarterback Chandler Morris connected with senior WR Blair Conwright for a 14-yard touchdown.
- UNT allowed a season-high 681 total yards to UTSA, which was also the seventh-most yards allowed in a game in program history. For the fourth straight game, an opposing rusher eclipsed the 150-yard mark.
- Porter's three touchdowns make him the second UNT player this season to rush for three or more touchdowns in a game, joining Makenzie McGill III, who did it earlier this season against Wyoming. It's only the third season in program history that has ever happened (2024, 2009 and 2003).

SCORING SUMMARY

UNT	0	7	13	7	--	27
UTSA	14	13	3	18	--	48

- 1st 6:38 UTSA Barnes, Kevorian 1 yd run (Sandell, Tate kick)
- 3:41 UTSA Amador II, David 51 yd pass from McCown, Owen (Sandell, Tate kick)
- 2nd 14:42 UNT Porter, Shane 79 yd run (Nguma, Kali kick)
- 8:43 UTSA Dishman, Dan 7 yd pass from McCown, Owen (Sandell, Tate kick)
- 4:20 UTSA Sandell, Tate 42 yd field goal
- 0:00 UTSA Sandell, Tate 44 yd field goal
- 3rd 7:29 UNT Porter, Shane 39 yd run (Nguma, Kali kick)
- 1:55 UTSA Sandell, Tate 28 yd field goal
- 1:28 UNT Porter, Shane 43 yd run (Sheffield, DT pass from Morris, Chandler failed)
- 4th 14:04 UTSA Sandell, Tate 34 yd field goal
- 12:27 UNT Conwright, Blair 14 yd pass from Morris, Chandler (Nguma, Kali kick)
- 9:15 UTSA Henry, Robert 2 yd run (Overmyer, Patric pass from McCown, Owen)
- 2:33 UTSA Henry, Robert 83 yd run (Sandell, Tate kick)

STATISTICS

TEAM STATS	UNT	UTSA
FIRST DOWNS	19	29
RUSHES-YARDS (NET)	25-239	48-302
PASSING YDS (NET)	241	379
Passes Att-Comp-Int	36-21-2	43-29-1
TOTAL OFFENSE PLAYS-YARDS	61-480	91-681
Fumble Returns-Yards	0-0	0-0
Punt Returns-Yards	0-0	0-0
Kickoff Returns-Yards	2-29	1-15
Interception Returns-Yards	1-24	2-10
Punts (Number-Avg)	3-42.7	3-36.7
Fumbles-Lost	0-0	0-0
Penalties-Yards	5-44	8-146
Possession Time	20:42	39:18
Third-Down Conversions	2 of 11	10 of 18
Fourth-Down Conversions	1 of 5	0 of 1
Red-Zone Scores-Chances	1-3	5-6
Sacks By: Number-Yards	3-20	1-0

INDIVIDUAL STATISTICS

RUSHING: UNT-Porter,Shane 13-193; Morris,Chandler 6-29; McGill II,Makenzie 5-15; Sheffield,DT 1-2. UTSA-Henry,Robert 20-168; McCown,Owen 10-88; Donnell,Bryson 4-21; Barnes,Kevorian 10-16; McCoy,Willie 1-8; Amador II,David 1-3; Carpenter,Chris 1-minus 1; TEAM 1-minus 1.

PASSING: UNT-Morris,Chandler 21-36-2-241. UTSA-McCown,Owen 29-43-1-379.

RECEIVING: UNT-Conwright,Blair 5-69; Ward Jr.,Damon 4-85; McGill II,Makenzie 3-24; Sheffield,DT 3-13; Hammond,Oscar 2-31; Young,Wyatt 2-2; Coleman,Miles 1-9; Porter,Shane 1-8. UTSA-Amador II,David 9-122; Overmyer,Patric 6-56; Dishman,Dan 4-38; McCoy,Willie 3-66; Henry,Robert 3-57; Thomas,Houston 1-12; Sparkman,JJ 1-12; Carpenter,Chris 1-9; Hardy,Jamel 1-7.

INTERCEPTIONS: UNT-Nelson II,Brian 1-24. UTSA-Frazier,Zah 2-10.

FUMBLES: UNT-None. UTSA-None.

SACKS (UA-A): UNT-Brown,Jordan 0-1; Brown,Chavez 1-0; Wesloski,Ethan 0-1; Charles,Breyton 1-0. UTSA-Milton,Tyan 1-0.

TACKLES (UA-A): UNT-Hill,Jayden 8-3; Nelson II,Brian 9-0; Smith,Jaylen 3-6; Brown,Jordan 4-4; Hammonds,Quinto 6-0; Brown,Chavez 5-1; Wesloski,Ethan 2-4; Shipley,Jake 2-3; Whitter,Shane 3-1; Jackson,Evan 2-1; Dawkins,Terrell 2-1; Texada,Ridge 2-1; Brown,Roderick 0-2; Lewis,Kolin 1-0; Allen Jr.,BJ 1-0; Starling,Taylor 1-0; Conwright,Blair 1-0; Brice,X'Avion 1-0; Charles,Breyton 1-0. UTSA-French,Martaviu 5-3; Pewee,Owen 2-4; Lewis,Jermarius 4-1; Davison,Elliott 4-1; Frazier,Zah 4-0; Ligon,Jamal 3-1; Robinson,Jimmor 1-3; Taylor,Donyai 3-0; Milton,Tyan 3-0; Randle,Brevin 2-0; Simon,Asyrus 0-2; Carpenter,Chris 1-0; Harris,Denver 1-0; Dumas,Syrus 1-0; Grays,Bryce 1-0; Wilkerson,Marcy 1-0; Wimberly,Daemia 1-0; Buxton,Jameian 0-1.

2024 REVIEW



2024 GAME RECAPS

EAST CAROLINA vs. UNT

DATCU STADIUM • DENTON, TEXAS
NOV. 23, 2024 • ATTENDANCE: 17,387

POSTGAME NOTES

- UNT dropped its fifth straight game on Saturday night with a 40-28 loss to East Carolina on Senior Day at DATCU Stadium.
- The Mean Green led 21-0 late in the second quarter after forcing turnovers on the Pirates' first two drives of the game and a turnover on downs on the fourth drive of the opening quarter.
- ECU scored a late touchdown in the second quarter to cut the deficit to 21-7 at halftime before a UNT fumble early in the third allowed the Pirates to close within a touchdown, at 21-14, minutes later.
- The Pirates went 6-for-7 on third downs after an 0-for-5 start and took a 10-point lead at 31-21 with 1:43 left in the third quarter.
- UNT was able to close the lead to three points on a Makenzie McGill II touchdown run at the end of the third quarter, but that's as close as the Mean Green would get, as the Pirates scored the game's final 10 points.
- Senior linebacker Jaylen Smith led the Mean Green with 16 tackles, including 10 solo tackles while senior defensive lineman Terrell Dawkins had 12 tackles, including 1.5 tackles for-loss and a sack.
- Senior wide receiver Blair Conwright collected eight catches for 59 yards and two touchdowns to mark his first multi-score performance of his career.

SCORING SUMMARY

ECU	0	7	24	9	--	40
UNT	14	7	7	0	--	28

1st 8:31	UNT	Conwright, Blair 4 yd pass from Morris, Chandler (Nguma, Kali kick)
5:54	UNT	Coleman, Miles 7 yd pass from Morris, Chandler (Nguma, Kali kick)
2nd 3:06	UNT	Conwright, Blair 3 yd pass from Morris, Chandler (Nguma, Kali kick)
0:04	ECU	Harris, Rahjai 1 yd run (Conrad, Andrew kick)
3rd 13:06	ECU	Harris, Rahjai 39 yd run (Conrad, Andrew kick)
8:19	ECU	Conrad, Andrew 38 yd field goal
6:08	ECU	Smith, Anthony 50 yd pass from Houser, Katin (Conrad, Andrew kick)
1:43	ECU	Smith, Yannick 28 yd pass from Houser, Katin (Conrad, Andrew kick)
0:04	UNT	McGill II, Makenzie 7 yd run (Nguma, Kali kick)
4th 10:36	ECU	Conrad, Andrew 31 yd field goal
1:38	ECU	Harris, Rahjai 7 yd run (Conrad, Andrew kick)

STATISTICS

TEAM STATS	ECU	UNT
FIRST DOWNS	26	30
RUSHES-YARDS (NET)	57-257	36-181
PASSING YDS (NET)	298	266
Passes Att-Comp-Int	24-16-1	48-32-0
TOTAL OFFENSE PLAYS-YARDS	81-555	84-447
Fumble Returns-Yards	1-6	0-0
Punt Returns-Yards	0-0	1-0
Kickoff Returns-Yards	1-0	4-98
Interception Returns-Yards	0-0	1-29
Punts (Number-Avg)	3-41.3	2-47.5
Fumbles-Lost	1-1	2-1
Penalties-Yards	13-127	3-29
Possession Time	28:33	31:27
Third-Down Conversions	7 of 15	7 of 16
Fourth-Down Conversions	1 of 2	0 of 4
Red-Zone Scores-Chances	4-5	4-6
Sacks By: Number-Yards	1-10	2-10

INDIVIDUAL STATISTICS

RUSHING: East Carolina-Harris,Rahjai 24-130; Montgomery,Lond 15-63; Gunn Jr.,Marlon 9-42; Patterson,Jhari 3-18; Houser,Katin 5-5; TEAM 1-minus 1. UNT-Porter,Shane 17-74; McGill II,Makenzie 9-45; Morris,Chandler 9-39; Rempert,Nick 1-23.

PASSING: East Carolina-Houser,Katin 16-23-1-298; TEAM 0-1-0-0. UNT-Morris,Chandler 32-48-0-266.

RECEIVING: East Carolina-Smith,Yannick 7-112; Smith,Anthony 4-121; Patterson,Jhari 2-46; Montgomery,Lond 1-8; Kelly,Casey 1-6; Gunn Jr.,Marlon 1-5. UNT-Conwright,Blair 8-59; Ward Jr.,Damon 5-68; Sheffield,DT 4-41; Porter,Shane 4-25; Coleman,Miles 4-25; McGill II,Makenzie 2-20; Carnes,Dalton 2-15; Sides,Landon 1-6; Young,Wyatt 1-5; Hammond,Oscar 1-2.

INTERCEPTIONS: East Carolina-None. UNT-Hammonds,Quinto 1-29.

FUMBLES: East Carolina-Smith,Anthony 1-1. UNT-Sheffield,DT 1-1; Morris,Chandler 1-0.

SACKS (UA-A): East Carolina-Mims,CJ 1-0. UNT-Charles,Breyton 1-0; Dawkins,Terrell 1-0.

TACKLES (UA-A): East Carolina-Rogers,Omar 5-8; Barker,Zakye 3-5; Edwards III,Mic 3-4; Brown-Murray,Is 5-1; Riddle,Ja'Marie 3-3; Wilson,Dameon 4-1; Dankah,Samuel 2-3; Mims,CJ 3-0; Johnson,D'Anta 2-1; Brown,Tyimir 2-0; King,Devon 2-0; Stephens,Chad 1-1; Ware,Suirad 0-2; Gibson,Gavin 0-2; Morris,Elijah 0-2; Wilson-Lamp,And 1-0; Davis,Julien 1-0; Perry,Shane 1-0; Merrell,Kevon 1-0; Houser,Katin 1-0; Hines,DeMarius 1-0; Craig,Ryheem 1-0; Huff,Jordan 0-1; Johnson Jr.,DJ 0-1; McKenzie,Jaden 0-1. UNT-Smith,Jaylen 10-6; Dawkins,Terrell 6-6; Brown,Jordan 0-9; Brown,Chavez 4-3; Hill,Jayden 3-4; Whitter,Shane 1-6; Charles,Breyton 2-3; Shipley,Jake 1-4; Nelson II,Brian 3-0; Texada,Ridge 2-1; Jackson,Evan 1-2; Gant Jr.,Chris 1-2; Vailela,Fatafehi 0-3; Hammonds,Quinto 2-0; Wesloski,Ethan 1-1; Brown,Roderick 0-2; Hammond,Oscar 1-0; Starling,Taylor 0-1; Langley,Jaedon 0-1.

UNT VS. TEMPLE

LINCOLN FINANCIAL FIELD • PHILADELPHIA, PA.
NOV. 30, 2024 • ATTENDANCE: 11,589

POSTGAME NOTES

- UNT raced out to a 21-point first-half lead then had a much-needed second-half shutout to end a five-game skid and secure a 24-17 road win over Temple to earn bowl eligibility.
- The Mean Green took a 24-3 lead early in the second quarter before being held scoreless for the remainder of the game, while the UNT defense did enough to secure the victory, culminating with an interception by redshirt freshman Brian Nelson II deep in UNT territory in the closing seconds.
- Nelson nabbed his team-best fourth interception of the season – the fifth straight game UNT has recorded at least one interception – on Temple's final offensive snap.
- The Mean Green secured its 15th bowl appearance in program history and first since the 2022 Frisco Bowl. This season's bowl appearance will be the first under head coach Eric Morris.
- UNT held Temple to 1-for-16 on third down, and the Owls didn't convert their first third down of the game until there was just 1:45 left to play, as they started the game 0-for-13.
- Freshman running back Makenzie McGill II finished with 14 carries for a career-high 155 yards and two touchdowns. His 155 yards is the 10th most by a UNT freshman since 2000.
- UNT rushed for a season-high 253 yards on the day, including 200 in the first half, marking the fourth time this season with 200-plus rushing yards and the first since the previous season-high total of 239 at UTSA.

SCORING SUMMARY

UNT	17	7	0	0	--	24
TEMPLE	3	14	0	0	--	17

1st 12:19	UNT	Sheffield, DT 14 yd pass from Morris, Chandler (Nguma, Kali kick)
12:00	UNT	Nguma, Kali 36 yd field goal
4:55	TEM	Trujillo, Maddux 44 yd field goal
3:02	UNT	McGill II, Makenzie 39 yd run (Nguma,Kali kick)
2nd 14:52	UNT	McGill II, Makenzie 51 yd run (Nguma, Kali kick)
4:04	TEM	Smith, Joquez 1 yd run (Trujillo, Maddux kick)
0:46	TEM	Simon, Evan 1 yd run (Trujillo, Maddux kick)

STATISTICS

TEAM STATS	UNT	TEM
FIRST DOWNS	18	16
RUSHES-YARDS (NET)	38-253	29-77
PASSING YDS (NET)	180	268
Passes Att-Comp-Int	40-21-0	44-27-1
TOTAL OFFENSE PLAYS-YARDS	78-433	73-345
Fumble Returns-Yards	0-0	0-0
Punt Returns-Yards	2-(-4)	0-0
Kickoff Returns-Yards	0-0	4-20
Interception Returns-Yards	1-0	0-0
Punts (Number-Avg)	9-36.2	9-40.9
Fumbles-Lost	2-2	1-1
Penalties-Yards	4-35	2-10
Possession Time	28:54	31:06
Third-Down Conversions	7 of 19	1 of 16
Fourth-Down Conversions	0 of 1	1 of 3
Red-Zone Scores-Chances	2-3	2-5
Sacks By: Number-Yards	2-24	0-0

INDIVIDUAL STATISTICS

RUSHING: UNT-McGill II,Makenzie 14-155; Sibley,Kiefer 9-41; Porter,Shane 11-36; Morris,Chandler 2-17; Coleman,Miles 1-8; TEAM 1-minus 4. Temple-Smith,Joquez 8-39; Stewart,Tyler 3-28; Douglas,Tyler 7-18; Evert,Daniel 1-2; Worthy,Terrez 3-2; TEAM 1-minus 1; Simon,Evan 6-minus 11.

PASSING: UNT-Morris,Chandler 21-40-0-180. Temple-Simon,Evan 27-44-1-268.

RECEIVING: UNT-Coleman,Miles 8-32; Sheffield,DT 4-47; Conwright,Blair 3-41; Sides,Landon 1-23; Carnes,Dalton 1-12; Kautai,Xzavior 1-11; Ward Jr.,Damon 1-7; Young Jr.,Brand 1-4; McGill II,Makenzie 1-3. Temple-Allen,Ashton 6-62; Adams,John 4-63; Stewart,Tyler 4-58; Jones,Antonio 4-18; Della Pesca,Jam 3-28; Taylor,Jamar 2-12; Evert,Daniel 1-18; Hollawayne,Kaji 1-4; Worthy,Terrez 1-3; Smith,Joquez 1-2.

INTERCEPTIONS: UNT-Nelson II,Brian 1-0. Temple-None.

FUMBLES: UNT-McGill II,Makenzie 1-1; Coleman,Miles 1-1. Temple-TEAM 1-1.

SACKS (UA-A): UNT-Shipley,Jake 1-0; Wesloski,Ethan 1-0. Temple-None.

TACKLES (UA-A): UNT-Brown,Chavez 4-7; Hammonds,Quinto 8-2; Brown,Jordan 3-5; Smith,Jaylen 3-4; Texada,Ridge 5-0; Hill,Jayden 3-1; Charles,Breyton 2-2; Starling,Taylor 2-1; Shipley,Jake 1-1; Nelson II,Brian 1-1; Jackson,Evan 1-1; Vailela,Fatafehi 0-2; Brown,Roderick 0-2; Whitter,Shane 1-0; Wesloski,Ethan 1-0; Gant Jr.,Chris 1-0; Rooter,Jace 1-0; Dawkins,Terrell 0-1. Temple-Morton,Javier 6-4; King,Tyquan 5-5; Woodbury,D.J. 4-2; Johnson,Jamel 4-1; Keaton,Andreas 4-1; Oseuke,Ben 4-0; Deravil,Elijah 3-1; Aluualu,Tyree 1-3; Black,Diwon 3-0; Santiago,Antonw 2-1; Thomas,Tra 1-2; Powell,Zyil 2-0; Stewart,Tyler 1-0; Miles,K.J. 1-0; Auzenne,Joseph 1-0; Greene,Conlan 0-1; Jean,Latrell 0-1.

2024 REVIEW



BOWL HISTORY

UNT IN BOWL GAMES (3-11)

YEAR	BOWL	OPPONENT	SCORE	W-L	UNT COACH	DATE	NOTES
1946	Optimist Bowl	Pacific	14-13	W	Odus Mitchell	12/21/1946	North Texas wins first ever bowl appearance on a 9 yd TD with :09 left
1947	Salad Bowl	Nevada	13-6	L	Odus Mitchell	1/1/1948	Mean Green held scoreless over final three quarters
1959	Sun Bowl	New Mexico State	28-8	L	Odus Mitchell	12/31/1959	UNT fumbled seven times, four times in since the 25-yard line
2001	New Orleans Bowl	Colorado State	45-20	L	Darrell Dickey	12/17/2001	North Texas falls in first bowl appearance in 42 years
2002	New Orleans Bowl	Cincinnati	24-19	W	Darrell Dickey	12/17/2002	Five different players with INT, Kevin Galbreath rushes for 130 yards
2003	New Orleans Bowl	Memphis	27-17	L	Darrell Dickey	12/16/2003	Patrick Cobbs totals 114 yards, 2 TD but UNT fell behind early
2004	New Orleans Bowl	Southern Miss	31-10	L	Darrell Dickey	12/14/2004	Mean Green held to only 78 rushing yards and 156 passing yards in loss
2013	Heart of Dallas Bowl	UNLV	36-14	W	Dan McCarney	1/1/2014	UNT scores 22 fourth quarter points to rally over the Rebels
2016	Heart of Dallas Bowl	Army	38-31 (OT)	L	Seth Littrell	12/27/2016	UNT ties game with :28 left, but falls in OT
2017	New Orleans Bowl	Troy	50-30	L	Seth Littrell	12/16/2017	QB Fine passes for 303 yards, 3 TD in loss
2018	New Mexico Bowl	Utah State	52-13	L	Seth Littrell	12/15/2018	Star QB Fine leaves with injury, UNT falls behind 38-7 at half
2020	Myrtle Beach Bowl	App State	56-28	L	Seth Littrell	12/21/2020	UNT posts bowl record 497 total yards as Mountaineers rush for six TDs
2021	Frisco Football Classic	Miami (Ohio)	27-14	L	Seth Littrell	12/23/2021	Mean Green held to season low 89 rushing yards in loss
2022	Frisco Bowl	Boise State	35-32	L	Phil Bennett*	12/17/2022	UNT posts 435 yards of total offense as comeback attempt falls short

* Interim Head Coach

TEAM GAME-BY-GAME

DATE	OPPONENT	TOTAL OFF.			RUSHING			PASSING				TURNOVERS				PUNTS			FIELD GOALS				PAT				PENALTIES			
		PTS	YDS	1ST	ATT	YDS	AVG	TD	CMP	ATT	YDS	AVG	TD	INT	FUM	FL	TO	NO.	YDS	AVG	FGM	FGA	LNG	BLK	XPM	XPA	2PM	2PA	NO.	YDS
12/21/1946	Pacific	14	94	5	--	56	--	0	3	10	38	12.7	1	1	3	3	4	9	429	47.7	0	0	--	0	2	2	0	0	4	60
1/1/1948	Nevada	6	237	16	52	191	3.7	1	1	8	46	46.0	0	1	4	2	3	4	181	45.3	0	0	--	0	0	1	0	0	2	20
12/31/1959	New Mexico State	8	334	20	38	152	4.0	0	15	31	182	12.1	0	2	8	6	8	4	154	38.5	0	0	--	0	0	0	1	1	5	35
12/17/2001	Colorado State	20	329	19	41	133	3.2	0	15	34	196	13.1	3	1	1	1	2	5	136	27.2	0	1	--	0	2	2	0	1	10	78
12/17/2002	Cincinnati	24	318	15	43	192	4.5	2	9	22	126	14.0	0	1	3	1	2	7	322	46.0	1	1	30	0	3	3	0	0	10	92
12/16/2003	Memphis	17	274	11	33	122	3.7	2	9	21	152	16.9	0	0	1	1	1	8	298	37.3	1	1	47	0	2	2	0	0	6	61
12/14/2004	Southern Miss	10	212	17	39	78	2.0	0	15	30	134	8.9	1	2	2	1	3	8	344	43.0	1	2	24	0	1	1	0	0	1	1
1/1/2014	UNLV	36	397	21	45	141	3.1	3	21	30	256	12.2	2	0	3	1	1	6	265	44.2	0	0	--	0	4	4	1	1	6	60
12/27/2016	Army	31	410	19	27	96	3.6	1	27	40	314	11.6	3	2	1	0	2	3	128	42.7	1	1	37	0	4	4	0	0	6	55
12/16/2017	Troy	30	300	22	25	-3	-0.1	0	30	54	303	10.1	3	2	4	3	5	4	160	40.0	1	1	24	0	3	3	0	1	7	66
12/15/2018	Utah State	13	313	19	41	120	2.9	1	17	34	193	11.4	1	4	4	0	4	6	248	41.3	0	0	--	0	1	2	0	0	2	20
12/21/2020	App State	28	497	30	58	230	4.0	1	22	37	267	12.1	3	1	1	0	1	5	206	41.2	0	1	--	0	4	4	0	0	9	91
12/23/2021	Miami (Ohio)	14	317	18	32	89	2.8	2	15	32	228	15.2	0	2	0	0	2	5	270	54.0	0	0	--	0	2	2	0	0	5	71
12/17/2022	Boise State	32	435	23	40	176	4.4	2	19	36	259	13.6	2	2	1	0	2	4	152	38.0	1	1	27	0	3	3	1	1	6	43

OPPONENT GAME-BY-GAME

DATE	OPPONENT	TOTAL OFF.			RUSHING			PASSING				TURNOVERS				PUNTS			FIELD GOALS				PAT				PENALTIES			
		PTS	YDS	1ST	ATT	YDS	AVG	TD	CMP	ATT	YDS	AVG	TD	INT	FUM	FL	TO	NO.	YDS	AVG	FGM	FGA	LNG	BLK	XPM	XPA	2PM	2PA	NO.	YDS
12/21/1946	Pacific	13	274	11	--	230	--	0	3	14	44	14.7	2	0	2	2	2	6	242	40.3	0	0	--	0	1	2	0	0	11	115
1/1/1948	Nevada	13	349	13	68	102	1.5	1	11	16	247	22.5	1	1	3	1	2	5	210	42.0	0	0	--	0	1	2	0	0	4	50
12/31/1959	New Mexico State	28	342	18	43	206	4.8	1	8	16	136	17.0	2	0	4	2	2	7	276	39.4	0	0	--	0	2	2	1	2	8	69
12/17/2001	Colorado State	45	375	20	45	246	5.5	4	8	17	129	16.1	1	2	1	1	3	3	97	32.3	1	1	46	0	6	6	0	0	6	41
12/17/2002	Cincinnati	19	309	15	29	85	2.9	0	19	34	224	11.8	1	5	0	0	5	4	171	42.8	2	2	33	0	1	1	0	1	10	78
12/16/2003	Memphis	27	342	15	45	88	2.0	2	17	24	254	14.9	1	0	0	0	0	6	232	38.7	2	3	42	0	3	3	0	0	9	57
12/14/2004	Southern Miss	31	403	17	32	156	4.9	2	16	30	247	15.4	1	1	3	2	3	3	138	46.0	1	4	45	0	4	4	0	0	9	60
1/1/2014	UNLV	14	262	19	27	66	2.4	0	22	41	196	8.9	2	1	2	1	2	6	236	39.3	0	1	--	0	2	2	0	0	2	20
12/27/2016	Army	38	534	22	73	481	6.6	6	2	4	53	26.5	0	0	1	1	1	2	70	35.0	0	0	--	0	2	3	0	3	4	40
12/16/2017	Troy	50	435	21	38	130	3.4	3	24	31	305	12.7	4	1	1	1	2	6	230	38.3	0	0	--	0	6	6	1	1	8	85
12/15/2018	Utah State	52	556	25	40	197	4.9	3	21	43	359	17.1	4	1	0	0	1	6	267	44.5	1	1	42	0	7	7	0	0	7	76
12/21/2020	App State	56	642	22	38	506	13.3	6	9	17	136	15.1	2	0	1	0	0	4	155	38.8	0	0	--	0	8	8	0	0	12	118
12/23/2021	Miami (Ohio)	27	439	27	44	209	4.8	1	22	31	230	10.5	2	0	0	0	0	5	270	54.0	2	3	48	0	3	3	0	0	5	30
12/17/2022	Boise State	35	457	22	50	320	6.4	3	13	22	137	10.5	1	0	1	0	0	4	152	38.0	2	2	37	0	3	3	1	1	8	59



BOWL RECAPS

1946 OPTIMIST BOWL

UNT 14, PACIFIC 13

ROBERTSON STADIUM • HOUSTON, TEXAS
DEC. 21, 1946 • ATTENDANCE: 5,000

Louis Reinzi caught a nine-yard touchdown pass from Billy Dinkle on fourth down with nine seconds left and Dinkle's point after carried the Eagles to a thrilling 14-13 win over the University of the Pacific in the first Optimist Bowl.

It was a significant game for several reasons, not the least being the final game as head coach at Pacific for the famous Amos Alonzo Stagg. It also capped the first season for Eagle head coach Odus Mitchell.

The winning score capped a 67-yard drive by the Eagles. North Texas led 7-0 at the half thanks to a 58-yard interception return for a touchdown by Ned McNeil.

The Eagles won despite being out-gained 274 to 94. The Eagles also had to play most of the game without starting quarterback Fred McCain, who was kicked out of the game in the first quarter for fighting.

For Stagg, the inventor of the T-formation, it was the only bowl game that he would coach during his 57 years as a college coach. Stagg became a head coach at Springfield College in 1890 and amassed a career record of 329-190-35, which ranks third among all college coaches in career games coached. His Hall of Fame career came to a close with a loss at the hands of the Eagles.

SCORING SUMMARY

	PACIFIC	UNT					
	0	0	7	6	—	13	
	0	7	0	7	—	14	
2nd	UNT	McNeil, Ned	58 yd INT return	(Dinkle, Billy kick)			
3rd	UOP	Rhode, John	19 yd pass from Orvis, Bruce	(Waits, Ed kick)			
4th	UOP	Heck, Bob	22 yd pass from Klein, Bud	(Waits, Ed kick blocked by A.D. Cate)			
0:09	UNT	Reinzi, Louis	9 yd pass from Dinkle, Billy	(Dinkle, Billy kick)			

1948 SALAD BOWL

NEVADA 13, UNT 6

MONTGOMERY STADIUM • PHOENIX, ARIZONA
JAN. 1, 1948 • ATTENDANCE: 12,000

The Eagles made their second consecutive post-season bowl appearance in Odus Mitchell's second season as head coach, but this time it was NTSC that came out on the short end of a close decision.

Bill Cromer, who intercepted a Stan Heath pass to start the drive, gave the Eagles the early first-quarter lead as his four-yard run put NTSC up 6-0. The touchdown was set up by a 45-yard pass from Fred McCain to Joe Abbey.

Heath rebounded from his first-quarter mistake to hook up with Tommy Kalmanir on a 94-yard pass play in the second quarter to grab a 7-6 halftime lead.

Neither team scored in the third quarter and early in the fourth quarter the Wolf Pack mounted what would become the game-winning drive. The drive culminated with Nevada fullback Ernie Zeno scoring on fourth down and a foot.

The Eagles tried to rally and got into Wolf Pack territory, but a long pass from Zeke Martin to Abbey failed to connect and the Eagles went down to defeat.

Although the Eagles lost their last game, it was an outstanding season as NTSC won its second consecutive Lone Star Conference title.

SCORING SUMMARY

	UNT	NEVADA					
	6	0	0	0	—	6	
	0	7	0	6	—	13	
1st	UNT	Cromer, Bill	4 yd run	(kick blocked by Leon, Fred)			
2nd	NEV	Kalmanir, Tommy	94 yd pass from Heath, Stan	(Corley, Bob kick)			
4th 9:00	NEV	Zeno, Ernie	1 yd run	(Corley, Bob kick failed)			

1959 SUN BOWL

NEW MEXICO STATE 28, UNT 8

KIDD FIELD • EL PASO, TEXAS
DEC. 31, 1959 • ATTENDANCE: 14,000

The New Mexico State Aggies took advantage of several NTSC turnovers to beat the Eagles in the Sun Bowl.

North Texas lost four fumbles inside the Aggie 25-yard line and six of seven fumbles overall. NTSC could mount a score only on a 51-yard punt return by Billy Christle on the final play of the third quarter.

The second UNT fumble of the first quarter came on the Aggie 24-yard line with New Mexico State up 7-0. Down 14-0, the Eagles drove to the Aggie four-yard line before losing a fumble. New Mexico State then drove 96 yards on 13 plays to increase the lead to 21-0.

As the half ended, the Eagles had a drive stall on the Aggie 10-yard line. On NTSC's second drive of the third quarter, the Eagles lost a fumble on the Aggie 10-yard line.

New Mexico State struck on its next possession following the Christle punt return for a score to build the lead to 28-8. Two more fourth-quarter drives ended in frustration as the Eagles fumbled the ball away on the Aggie eight-yard line and had another drive stall on the Aggie 37-yard line.

SCORING SUMMARY

	UNT	NEW MEXICO STATE					
	0	0	8	0	—	8	
	14	7	0	7	—	28	
1st 0:40	NMSU	Atkins, Pervis	57 yd pass from Johnson, Charley	(Gaiters, Bob run)			
0:00	NMSU	Rudzik, Dick	0 yd fumble return	(Gaiters, Bob run failed)			
2nd 4:05	NMSU	Kelly, Bob	15 yd pass from Johnson, Charley	(Villanueva, Dan kick)			
3rd 0:00	UNT	Christle, Ernie	51 yd punt return	(Perkins, Arthur pass from Duty, Robert)			
4th 13:50	NMSU	Gaiters, Bob	44 yd run	(Villanueva, Dan kick)			



BOWL RECAPS

2001 NEW ORLEANS BOWL

COLORADO STATE 45, UNT 20
THE SUPERDOME • NEW ORLEANS, LA.
DEC. 17, 2001 • ATTENDANCE: 27,004

Colorado State exhibited its bowl game experience, overpowering North Texas 45-20 in the inaugural New Orleans Bowl before 27,004 at the Superdome.

The Rams, who were making their fourth straight bowl game appearance, scored in every quarter to hold off the Mean Green, which won the Sun Belt Conference's first-ever football title and was playing in the school's first bowl game in 42 years.

Colorado State had four rushing touchdowns and quarterback Bradlee Van Pelt threw for another as the Rams (7-5) racked up 246 yards on the ground and passed for 129. They also intercepted one North Texas pass, recovered a fumble and blocked a Mean Green punt attempt that resulted in another score.

After North Texas had trimmed the CSU lead to 10 at 24-14 at halftime, the Rams scored in the third quarter when a Jason Ball punt was blocked and recovered in the end zone by game's Most Valuable Player, Ram defensive back Justin Gallimore.

Colorado State later scored twice in the fourth quarter on drives of 67 and 70 yards before North Texas's Justin Claborn blocked a Ram punt to set up the Mean Green's final TD drive.

North Texas sophomore quarterback Scott Hall completed 13 of 30 passes with two touchdowns, and junior running back Kevin Galbreath rushed 22 times for 108 yards.

SCORING SUMMARY

COLORADO STATE	17	7	7	14	—	45
UNT	0	14	0	6	—	20

1st 13:41	CSU	Svoboda, Brad 2 yd run (Naughton, Kent kick)
8:22	CSU	Naughton, Kent 46 yd field goal
7:08	CSU	Ochoa, Jose 8 yd pass from Van Pelt, Bradlee (Naughton, Kent kick)
2nd 12:23	UNT	Dean, Dustin 5 yd pass from Hall, Scott (Ball, Jason kick)
7:14	CSU	Van Pelt, Bradlee 6 yd run (Naughton, Kent kick)
0:40	UNT	Branch, Ja'Mel 42 yd pass from Hall, Scott (Ball, Jason kick)
3rd 4:55	CSU	Gallimore, Justin 0 yd punt block recovery (Naughton, Kent kick)
4th 12:46	CSU	Dixon, Chad 2 yd run (Naughton, Kent kick)
6:31	CSU	Vomhof, Michael 20 yd run (Naughton, Kent kick)
2:11	UNT	Blount, Andy 13 yd pass from Bridges, Richard (Stack, Spencer pass intercepted)

2002 NEW ORLEANS BOWL

UNT 24, CINCINNATI 19
THE SUPERDOME • NEW ORLEANS, LA.
DEC. 17, 2002 • ATTENDANCE: 19,024

Five different Mean Green players came up with interceptions and running back Kevin Galbreath rushed for 130 yards and a touchdown to earn MVP honors as North Texas battled past Cincinnati, 24-19, to capture the second annual New Orleans Bowl.

In winning the school's first bowl game since 1946, North Texas broke out to a 24-7 third-quarter lead before holding off a fourth-quarter comeback effort by the Conference USA champion Bearcats.

North Texas got outstanding efforts in all phases of the game. The defense came up with a season-best five interceptions while the offense rode the legs of Galbreath for his eighth 100-yard rushing performance of the season.

And on special teams, Ja'Mel Branch set up a touchdown with a 36-yard kickoff return, Patrick Cobbs had a 50-yard kickoff return and punter Brad Kadlubar nailed five of seven punts inside the 20-yard line.

Junior defensive back Jeremy Pearl highlighted the Mean Green's defensive play, returning his first career interception 27 yards for a touchdown in the second quarter that gave North Texas the lead for good.

Also pulling down interceptions for the Mean Green were defensive backs Don McGee and Markeith Knowlton in the first quarter, linebacker Chris Hurd in the second and linebacker Cody Spencer in the third.

Galbreath took home the game's Most Valuable Player trophy after rushing 28 times for 130 yards and one touchdown. North Texas redshirt freshman quarterback Andrew Smith threw for 126 yards with one interception of his own.

SCORING SUMMARY

CINCINNATI	7	0	6	6	—	19
UNT	3	14	7	0	—	24

1st 8:36	CIN	Keith, Tye 6 yd pass from Guidugli, Gino (Ruffin, Jonathan kick)
0:58	UNT	Bazaldua, Nick 30 yd field goal
2nd 10:53	UNT	Cobbs, Patrick 27 yd run (Bazaldua, Nick kick)
2:46	UNT	Pearl, Jeremy 20 yd INT return (Bazaldua, Nick kick)
3rd 12:58	UNT	Galbreath, Kevin 35 yd run (Bazaldua, Nick kick)
9:27	CIN	Ruffin, Jonathan 29 yd field goal
5:02	CIN	Ruffin, Jonathan 33 yd field goal
4th 5:15	CIN	Callicott, Fran 43 yd fumble recovery (Ruffin, Jonathan pass failed)

2003 NEW ORLEANS BOWL

MEMPHIS 27, UNT 17
THE SUPERDOME • NEW ORLEANS, LA.
DEC. 16, 2003 • ATTENDANCE: 25,184

North Texas' bid to win its second straight New Orleans Bowl fell short with a 27-17 loss to Memphis at the Superdome.

With the loss, North Texas' win streak was snapped at eight games and its overall bowl record dropped to 2-4.

The Mean Green took the game's opening kickoff and marched 51 yards before settling for a 47-yard field goal to begin the scoring in the opening quarter.

Memphis responded with a 66-yard touchdown drive to take a lead it would never relinquish with 6:57 to play in the first quarter. The Tigers added another touchdown and a field goal in the second quarter to take a 17-3 halftime lead.

North Texas cut the lead to seven twice in the second half, both on touchdown runs by Sun Belt Conference Offensive Player of the Year Patrick Cobbs. Cobbs broke a 35-yard touchdown late in the third quarter to cut the lead to 17-10, but Memphis came back with a touchdown of its own in the fourth quarter to seal the victory.

Cobbs led all rushers with 110 yards and two touchdowns and secured his place as the nation's leading rusher and nation's leading scorer. It was Cobbs' ninth straight game with over 100 yards rushing.

North Texas also held Memphis to just 88 yards rushing, which was the Tiger's lowest output of the season and the eighth Mean Green opponent held below the century mark of the year.

SCORING SUMMARY

MEMPHIS	7	10	0	10	—	27
UNT	3	0	7	7	—	17

1st 9:44	UNT	Bazaldua, Nick 46 yd field goal
6:57	MEM	Wimprine, Danny 7 yd run (Gostkowski, Stephen kick)
2nd 4:58	MEM	Kelley, Chris 10 yd pass from Wimprine, Danny (Gostkowski, Stephen kick)
3:39	MEM	Gostkowski, Stephen 21 yd field goal
3rd 0:13	UNT	Cobbs, Patrick 35 yd run (Bazaldua, Nick kick)
4th 9:08	MEM	Cole, LaKendus 5 yd run (Gostkowski, Stephen kick)
7:13	UNT	Cobbs, Patrick 2 yd run (Bazaldua, Nick kick)
2:26	MEM	Gostkowski, Stephen 42 yd field goal



BOWL RECAPS

2004 NEW ORLEANS BOWL

SOUTHERN MISS 31, UNT 10
THE SUPERDOME • NEW ORLEANS, LA.
DEC. 14, 2004 • ATTENDANCE: 27,253

Southern Miss quarterback Dustin Almond passed for 247 yards and all-America linebacker Michael Boley returned an interception for a touchdown in a 31-10 win over North Texas in the Wyndham New Orleans Bowl.

The North Texas offense was held to 78 yards rushing and 156 yards passing. Quarterback Scott Hall was sacked a season-high five times and was intercepted twice after having just two total interceptions in 11 regular-season games.

North Texas' standout freshman running back Jamario Thomas was held to 92 yards rushing, his lowest total since a Sept. 25 loss at Baylor. He finished his freshman campaign with 1,801 yards, the third-most by a freshman in NCAA history.

Sophomore Johnny Quinn led the team in receptions with eight, including an 11-yard touchdown pass to end the game. Quinn's fumble after a punt return led to the Golden Eagles' final score with two minutes to play in the game.

The Golden Eagles' offense scored only seven points in the second half despite putting up 173 yards of total offense. Darren McCaleb missed two field goals in the third quarter from distances of 33 and 42 yards.

North Texas won the turnover battle, 2-0, in the first half but was only able to convert on one of those opportunities. Senior Andy Blount recovered a fumble by kickoff returnman John Eubanks at NT's 19-yard line, which led to a Nick Bazaldua field goal from 24 yards.

It was the fourth straight trip to the New Orleans Bowl for North Texas after it completed a perfect 7-0 record in the Sun Belt Conference.

SCORING SUMMARY

SOUTHERN MISS	14	3	0	14	—	31
UNT	0	3	0	7	—	10

1st	11:01	USM	Graves, Otho 37 yd pass from Almond, Dustin (McCaleb, Darren kick)
	6:13	USM	Almond, Dustin 1 yd run (McCaleb, Darren kick)
2nd	10:08	UNT	Bazaldua, Nick 24 yd field goal
	0:15	USM	McCaleb, Darren 45 yd field goal
4th	12:52	USM	Boley, Michael 62 yd INT return (McCaleb, Darren kick)
	1:26	USM	Moore, Sherron 1 yd run (McCaleb, Darren kick)
	0:01	UNT	Quinn, Johnny 11 yd pass from Hall, Scott (Bazaldua, Nick kick)

2014 HEART OF DALLAS BOWL

UNT 36, UNLV 14
COTTON BOWL STADIUM • DALLAS, TEXAS
JAN. 1, 2014 • ATTENDANCE: 38,380

For the first time in eleven years and the first time on New Year's Day in program history, the North Texas football team is a bowl champion.

In a game that epitomized the 2013-14 North Texas season, the Mean Green fell behind early but showed its boundless resiliency, methodically taking control of the game, battering the UNLV offense into submission, getting an efficient performance from senior quarterback Derek Thompson, and scoring a Heart of Dallas bowl-record 22 fourth-quarter points to roll to a 36-14 victory at the Cotton Bowl.

Thompson completed 21-of-30 passes for 256 yards and two touchdowns and no interceptions, and earned the game's Most Valuable Player award, while Brelan Chancellor scored two touchdowns on reverses, both in the fourth-quarter assault that sealed the win.

Early on, however, UNLV's read-option offense sorely tested the Mean Green defense. The Rebels came into the game averaging 31 points and 423 yards a game, and backed up those stats on their opening drive with a 95-yard scoring march for a 7-0 lead.

Wide receivers Chancellor and Carlos Harris then sparked the offense and moved the Mean Green to the UNLV three with three reverses, something North Texas practiced again and again in the lead-up to the game. Antoine Jimmerson scored from a yard out to tie the game.

With the game tied 7-7 at halftime, North Texas took complete control in the second half. UNLV had 192 yards of total offense in the first half, but just 20 in the third quarter and 50 in the fourth period, while the Mean Green offense found its legs.

The Mean Green took the lead for the first time on its first drive of the second half, a march capped by a Thompson-to-Drew Miller seven-yard touchdown pass and a 14-7 lead.

Chancellor, who had 181 all-purpose yards to shatter the North Texas career and single-season records, scored on a three-yard run, then Thompson dropped a perfect pass into Darnell Smith for a 34-yard score and a commanding 28-7 lead. Chancellor finished the North Texas scoring with another wide-receiver reverse, this one from 15 yards out.

SCORING SUMMARY

UNLV	7	0	0	7	—	14
UNT	7	0	7	22	—	36

1st	7:31	UNLV	Sullivan, Marcus 9 yd pass from Herring, Caleb (Kohorst, Nolan kick)
	1:47	UNT	Jimmerson, Antoine 1 yd run (Paul, Zach kick)
3rd	6:07	UNT	Miller, Drew 7 yd pass from Thompson, Derek (Paul, Zach kick)
4th	14:56	UNT	Chancellor, Brelan 3 yd run (Paul, Zach kick)
	6:59	UNT	Smith, Darnell 34 yd pass from Thompson, Derek (Paul, Zach kick)
	4:56	UNLV	Rice Jr., Jerry 13 yd pass from Herring, Caleb (Kohorst, Nolan kick)
	2:24	UNT	Chancellor, Brelan 15 yd run (Miller, Drew run)

2016 HEART OF DALLAS BOWL

ARMY 38, UNT 31 (OT)
COTTON BOWL STADIUM • DALLAS, TEXAS
DEC. 27, 2016 • ATTENDANCE: 39,117

UNT senior quarterback Alec Morris finished with 304 yards and a career high three touchdowns as he rallied the Mean Green from a 17-point deficit and directed a drive to set up a game-tying field goal with 28 seconds left.

However, the game turned on Army's triple-option offense as the Black Knights rushed for 480 yards, converting 11-of-17 third downs and two-of-four fourth downs, including the pivotal fourth down in overtime that lifted Army to a 38-31 victory.

Down 24-7, North Texas rallied to within three points before halftime, then again fell behind by double-digits, 31-21, in the third quarter. But the Mean Green recovered a fumbled punt return to set up a touchdown pass from Morris to Tyler Wilson, and got another defensive stop to set up a 50-yard drive that ended with a 37-yard field goal by Trevor Moore with 28 seconds to play to force overtime.

OT, however, went the way of much of the day. Army, which threw only four passes all day, completed a 15-yard pass to set up a first and goal from the UNT 8-yard-line. After Joshua Wheeler made a stop on Army's third and goal attempt, the Black Knights eschewed a field goal on fourth down from the 3, depending on its powerful run game to punch in the go-ahead score on a run by Jordan Asberry.

Black Knights quarterback Ahmad Bradshaw was named the game's most valuable player after he led Army's offense with 129 yards rushing including a 65-yard touchdown scamper in the third quarter.

SCORING SUMMARY

ARMY	12	12	7	0	7	38
UNT	7	14	7	3	0	31

1st	9:18	ARMY	Woolfork, Darnell 5 yd run (Wilson, Blake kick failed)
	6:35	UNT	Wilson, Jeffery 22 yd run (Moore, Trevor kick)
	4:56	ARMY	Campbell, Tyler 70 yd run (Walker, Kell run failed)
2nd	13:05	ARMY	Woolfork, Darnell 1 yd run (Bradshaw, Ahmad fumbled run)
	6:37	ARMY	Davidson, Andy 6 yd run (Mendenhall, Dalton pass from Johnson, Samuel failed)
	2:26	UNT	Wilson, Jeffery 22 yd pass from Morris, Alec (Moore, Trevor kick)
	0:10	UNT	Bussey Jr., Rico 27 yd pass from Morris, Alec (Moore, Trevor kick)
3rd	7:41	ARMY	Bradshaw, Ahmad 65 yd run (Wilson, Blake kick)
	0:45	UNT	Wilson, Tyler 18 yd pass from Morris, Alec (Moore, Trevor kick)
4th	0:28	UNT	Moore, Trevor 37 yd field goal
OT		ARMY	Asberry, Jordan 3 yd run (Wilson, Blake kick)



BOWL RECAPS

2017 NEW ORLEANS BOWL

TROY 50, UNT 30

THE SUPERDOME • NEW ORLEANS, LA.
DEC. 16, 2017 • ATTENDANCE: 24,904

North Texas spent the afternoon digging itself out of one hole after another, the Mean Green were unable to mount a comeback it fell 50-30 to Troy at The Superdome.

In the face of a relentless Trojan pass rush, UNT sophomore quarterback Mason Fine passed for 303 yards and three touchdowns but was sacked six times.

The Mean Green got off to a disastrous start, falling behind 15-0 in the first five minutes, then spent much of the first half just trying to stay in the game. North Texas' first possession ended in a strip sack of Fine, recovered at the UNT 14-yard line, and the Trojans quickly added a second touchdown and a two-point conversion.

UNT senior Joshua Wheeler helped right the ship when he sacked Trojan QB Brandon Silvers on third down to force a punt. Once the Mean Green gained possession, it overcame three third-and-long situations on a 75 yard drive punctuated by a 12-yard touchdown pass from Fine to Rico Bussey Jr. to cut the deficit to 15-7 after the first quarter.

Early in the second, Troy stunned UNT with a 55-yard rumble from 250-pound running back Josh Anderson to set up the Trojan's third score of the game and push the advantage to 22-7.

On Troy's ensuing offensive possession, a high snap from center sailed over Silver's head, before UNT's Colton McDonald scooped up the loose ball and returned it 56 yards for a touchdown. Next, the Mean Green stopped a pair of Troy drives with an interception by Kishawn McClain and a quick three-and-out with 2:34 remaining in the half. Six plays later, Fine threw a 13-yard touchdown pass to Michael Lawrence, bringing North Texas to 22-20.

North Texas got the ball to start the second half, but a Fine pass was intercepted by Troy's Reese Hunter, and the Trojans added a total of 21 points to its lead in the third.

Silver added to the Trojan lead with his fourth passing touchdown of the game with 4:07 remaining before Fine tallied his third and final airborne strike with 27 seconds left.

SCORING SUMMARY

TROY	15	7	21	7	—	50
UNT	7	13	3	7	—	30

1st 10:55	TROY	Anderson, Josh 1 yd run (Sumpter, Tyler kick)
9:21	TROY	Anderson, Josh 2 yd run (Johnson, John pass from Silvers, Brandon)
0:55	UNT	Bussey Jr., Rico 12 yd pass from Fine, Mason (Moore, Trevor kick)
2nd 14:24	TROY	Willis, Damion 7 yd pass from Silvers, Brandon (Sumpter, Tyler kick)
5:49	UNT	McDonald, Colton 56 yd fumble return (Fine, Mason run failed)
0:49	UNT	Lawrence, Michael 13 yd pass from Fine, Mason (Moore, Trevor kick)
3rd 13:33	TROY	Silvers, Brandon 2 yd run (Sumpter, Tyler kick)
10:28	TROY	McCormick, Tevaris 59 yd pass from Silvers, Brandon (Sumpter, Tyler kick)
4:26	UNT	Moore, Trevor 24 yd field goal
2:02	TROY	Johnson, John 20 yd pass from Silvers, Brandon (Sumpter, Tyler kick)
4th 4:07	TROY	Willis, Damion 10 yd pass from Silvers, Brandon (Sumpter, Tyler kick)
0:28	UNT	Smiley, Turner 17 yd pass from Fine, Mason (Moore, Trevor kick)

2018 NEW MEXICO BOWL

NO. 23 UTAH STATE 52, UNT 13

UNIVERSITY STADIUM • ALBUQUERQUE, N.M.
DEC. 15, 2018 • ATTENDANCE: 25,387

No. 23 Utah State used a balanced, up-tempo offense and a ball-hawking defense to overwhelm North Texas in Saturday's New Mexico Bowl, 52-13.

The Mean Green kept pace with Utah State (11-2) through most of the first quarter. North Texas trailed 7-0 when it lost Fine to an injury suffered as he scrambled for yards. Fine, limping noticeably, returned to lead a scoring drive capped by a 2-yard DeAndre Torrey touchdown run to tie the game at 7-7, and defensive back Nate Brooks thwarted an Aggie scoring threat with his sixth interception of the year, a pick of a Love fade pass into the corner of the UNT end zone, to keep the game close.

But the Aggies relentless attack kept piling up yards. By the 12:08 mark of the second quarter, Utah State had more than 100 yards passing and rushing and built a 21-7 lead, the first time North Texas has trailed this year by more than one score.

North Texas narrowly avoided turnovers on bad shotgun snaps, the second of which aggravated Fine's injury sending him to the bench and forcing UNT to punt from its own end zone. Utah State quickly took advantage of good field position and struck again, this time on a screen pass turned into a 37-yard touchdown and a 28-7 lead.

The Aggie lead grew to 38-7 by halftime, matching the most points North Texas allowed in a game this year.

In Fine's absence, North Texas used three quarterbacks, redshirt senior Quinn Shanbour and true freshmen Jason Bean and Kason Martin. Martin had the most success, completing 7 of 12 for 110 yards and opening the second half with the fastest scoring drive in New Mexico Bowl history when he hit Jalen Guyton for a 75-yard touchdown.

It was Martin's first career TD throw, and the North Texas defense followed with stops on consecutive Utah State drives to give rise to thoughts of a comeback.

But the rally hopes didn't survive the third quarter. Torrey and Martin limped off with a leg injuries, the Aggies came up their fourth interception of the game, and Utah State grabbed another big chunk of yards on a 38-yard pass to set up a 3-yard touchdown run and a 45-13 lead.

SCORING SUMMARY

UTAH STATE	14	24	7	7	—	52
UNT	7	0	6	0	—	13

1st 14:20	UTST	Vaughns, Aaren 72 yd pass from Love, Jordan (Eberle, Dominik kick)
2:52	UNT	Torrey, DeAndre 2 yd run (Hedlund, Cole kick)
1:59	UTST	Bright, Gerold 26 yd run (Eberle, Dominik kick)
2nd 12:08	UTST	Love, Jordan 9 yd run (Eberle, Dominik kick)
9:43	UTST	Vaughns, Aaren 37 yd pass from Love, Jordan (Eberle, Dominik kick)
8:55	UTST	Greene, Jalen 67 yd pass from Love, Jordan (Eberle, Dominik kick)
0:00	UTST	Eberle, Dominik 42 yd field goal
3rd 14:50	UNT	Guyton, Jalen 75 yd pass from Martin, Kason (Hedlund, Cole kick blocked)
5:01	UTST	Bright, Gerold 3 yd run (Eberle, Dominik kick)
4th 8:30	UTST	Tarver, Ron'Quavion 13 yd pass from Love, Jordan (Eberle, Dominik kick)

2020 MYRTLE BEACH BOWL

APP STATE 56, UNT 28

BROOKS STADIUM • CONWAY, S.C.
DEC. 23, 2020 • ATTENDANCE: 5,000

In several ways, the cards were stacked against North Texas on Monday in its Myrtle Beach Bowl showdown with App State, but despite a 56-28 loss for the Mean Green, there were a few bright spots heading into the offseason.

Tre Siggers led the way on the ground for the Mean Green, picking up a season-high 120 yards on 17 carries, while Oscar Adaway III added 97 yards on 26 carries. Bean completed 21 of 36 pass attempts for a career-high 251 yards, two touchdowns and an interception that led to the Mountaineers' final touchdown of the game early in the fourth quarter. The Mean Green totaled 497 yards – just shy of their season average of 515 yards per game, which was seventh in the nation entering the game.

After an inspired start to the game by UNT's defense, the App State running game began to take over in the form of big, explosive plays.

Just when North Texas seemingly grabbed some momentum and pulled to within 28-14 with a 4-yard touchdown run from Adaway III with 27 seconds left in the first half, App State struck back in a hurry.

On the Mountaineers' ensuing possession, Camerun Peoples broke off a 64-yard touchdown run to instead send App State (9-3) into the halftime break with a 35-14 lead. That was after App State's Marcus Williams Jr., reeled off a 70-yard touchdown run on the Mountaineers' previous possession.

Peoples added a 62-yard touchdown run with 2:58 left in the third quarter to put the Mountaineers up 42-21. Peoples had 23 carries for 319 yards and five touchdowns. Williams Jr., finished with 101 yards and a score on six carries.

In all, App State's big plays on the ground killed the Mean Green, as the Mountaineers had three one-play scoring drives that featured touchdown runs of 70, 64 and 62 yards, respectively.

SCORING SUMMARY

APP STATE	14	21	7	14	—	56
UNT	0	14	7	7	—	28

1st 10:54	APP	Pearson, Henry 22 yd pass from Williams, Malik (Staton, Chandler kick)
3:07	APP	Peoples, Camerun 3 yd run (Staton, Chandler kick)
2nd 13:41	UNT	Thompson, Lonzonzo 16 yd pass from Martin, Kason (Mooney, Ethan kick)
6:04	APP	Pearson, Henry 11 yd pass from Thomas, Zac (Staton, Chandler kick)
2:29	APP	Williams Jr., Marcus 70 yd run (Staton, Chandler kick)
0:27	UNT	Adaway III, Oscar 4 yd run (Mooney, Ethan kick)
0:11	APP	Peoples, Camerun 64 yd run (Staton, Chandler kick)
3rd 6:14	UNT	Ogunmakin, Austin 34 yd pass from Bean, Jason (Mooney, Ethan kick)
2:58	APP	Peoples, Camerun 62 yd run (Staton, Chandler kick)
4th 14:16	APP	Peoples, Camerun 1 yd run (Staton, Chandler kick)
9:03	APP	Peoples, Camerun 11 yd run (Staton, Chandler kick)
6:12	UNT	Thompson, Lonzonzo 7 yd pass from Bean, Jason (Mooney, Ethan kick)



BOWL RECAPS

2021 FRISCO FOOTBALL CLASSIC

MIAMI (OH) 27, UNT 14
TOYOTA STADIUM • FRISCO, TEXAS
DEC. 23, 2021 • ATTENDANCE: 11,721

After North Texas closed the season with a five-game winning streak to gain bowl eligibility, the Mean Green came up short on Thursday in the Frisco Football Classic, falling 27-14 to Miami (Ohio).

The Mean Green (6-7) flipped their identity to a power rushing team early in the season and entered the game with the nation's fourth-ranked rushing offense but were unable to find their footing on the ground against the Redhawks (7-6).

Leading rusher DeAndre Torrey did not play in the game, and UNT's trio of talented freshman backs totaled just 61 rushing yards, while sophomore quarterback Austin Aune led the team with 28 yards and a touchdown on the ground.

Late in the first quarter after a 70-yard Bernardo Rodriguez punt flipped the field in UNT's favor, the Mean Green defense forced a punt and the offense made the most of the chance.

UNT went on a 10-play, 90-yard drive that was capped by Aune's 2-yard touchdown run that put the Mean Green up 14-10 with 11:32 to play in the second quarter.

From that point, not much went UNT's way as the Redhawks outgained UNT 426-317 and held the ball for almost 17 more minutes than UNT.

The Mean Green's last gasp effort came with 9:18 remaining in the game, when an Aune pass fell incomplete on fourth-and-goal with the Mean Green looking to pull within one score early in the fourth quarter.

SCORING SUMMARY

MIAMI (OH)	10	10	7	0	—	27
UNT	7	7	0	0	—	14

1st 12:27	MIA	Nicholson, Graham 48 yd field goal
8:06	UNT	Johnson, Isaiah 1 yd run (Mooney, Ethan kick)
3:59	MIA	Tracy, Kenny 8 yd run (Nicholson, Graham kick)
2nd 11:32	UNT	Aune, Austin 2 yd run (Mooney, Ethan kick)
6:52	MIA	Nicholson, Graham 36 yd field goal
4:08	MIA	Davis, Kevin 5 yd pass from Gabbert, Brett (Nicholson, Graham kick)
3rd 11:31	MIA	Muersch, Nate 11 yd pass from Gabbert, Brett (Nicholson, Graham kick)

2022 FRISCO BOWL

BOISE STATE 35, UNT 32
TOYOTA STADIUM • FRISCO, TEXAS
DEC. 17, 2022 • ATTENDANCE: 12,211

The Mean Green had a chance to tie or win the game in the closing minutes of the 2022 Frisco Bowl on Saturday night at Toyota Stadium but fell short despite putting up 435 yards of total offense in a 35-32 loss to Boise State.

UNT (7-7) forced a punt to take possession with 1:20 to play down three points but failed to get a first down as Boise State improved to 10-4 on the season after an undefeated run through the Mountain West.

In his final collegiate game, quarterback Austin Aune completed 17 of 32 pass attempts for 238 yards, a touchdown and a pair of interceptions, while the program's all-time leading tackler, linebacker KD Davis, finished his UNT career with five tackles before leaving the game in the final minutes with an injury.

Senior center Manase Mose set the NCAA record for consecutive starts with his 62nd straight start to break a tie with Coastal Carolina's Trey Carter (2017-21).

Sophomore running back Ikaika Ragsdale led the UNT ground effort with 21 carries for 94 yards and two touchdowns to become just the third player in UNT history to have multiple rushing touchdowns in a bowl game, joining Patrick Cobbs (2003) and Brelan Chancellor (2014).

Defensive coordinator Phil Bennett was making his second career appearance in a bowl game as an interim head coach and came up just short of a second bowl victory as an interim coach.

SCORING SUMMARY

BOISE STATE	0	6	22	7	—	35
UNT	3	7	14	8	—	32

1st 9:24	UNT	Mooney, Ethan 27 yd field goal
2nd 9:58	BSU	Dalmas, Jonah 24 yd field goal
7:38	UNT	Ragsdale, Ikaika 1 yd run (Mooney, Ethan kick)
4:43	BSU	Dalmas, Jonah 37 yd field goal
3rd 12:40	BSU	Green, Taylen 3 yd run (Hutton, Mason pass from Riddle, Connor)
8:32	UNT	Roberts, Jake 17 yd pass from Earle, Stone (Mooney, Ethan kick)
6:35	BSU	McAlister, Eric 24 yd pass from Green, Taylen (Dalmas, Jonah kick)
5:14	UNT	Shorter, Jyaire 30 yd pass from Aune, Austin (Mooney, Ethan kick)
0:25	BSU	Green, Taylen 19 yd run (Dalmas, Jonah kick)
4th 12:05	BSU	Jeanty, Ashton 1 yd run (Dalmas, Jonah kick)
8:17	UNT	Ragsdale, Ikaika 5 yd run (Aune, Austin run)

BOWL HISTORY



BOWL GAME RECORDS

UNT TEAM SUPERLATIVES

Points Scored	36	vs. UNLV, 2014 Heart of Dallas Bowl
Total Offensive Yards	497	vs. App State, 2020 Myrtle Beach Bowl
First Downs	30	vs. App State, 2020 Myrtle Beach Bowl
Rushing Attempts	58	vs. App State, 2020 Myrtle Beach Bowl
Net Rushing Yards	230	vs. App State, 2020 Myrtle Beach Bowl
Passes Attempted	54	vs. Troy, 2017 New Orleans Bowl
Passes Completed	30	vs. Troy, 2017 New Orleans Bowl
Interceptions Thrown	4	vs. Utah State, 2018 New Mexico Bowl
Net Passing Yards	314	vs. Army, 2016 Heart of Dallas Bowl
Fumbles	8	vs. New Mexico State, 1959 Sun Bowl
Fumbles Lost	6	vs. New Mexico State, 1959 Sun Bowl
Penalties	10	vs. Cincinnati, 2002 New Orleans Bowl vs. Colorado State, 2001 New Orleans Bowl
Penalty Yards	92	vs. Cincinnati, 2002 New Orleans Bowl

UNT INDIVIDUAL SUPERLATIVES

Rushing Attempts	29	Jamario Thomas, 2004 New Orleans Bowl
Net Rushing Yards	130	Kevin Galbreath, 2002 New Orleans Bowl
Rushing Touchdowns	2	Ikaika Ragsdale, 2022 Frisco Bowl Brelan Chancellor, 2014 Heart of Dallas Bowl Patrick Cobbs, 2003 New Orleans Bowl
Pass Attempts	54	Mason Fine, 2017 New Orleans Bowl
Pass Completions	30	Mason Fine, 2017 New Orleans Bowl
Had Intercepted	3	Quinn Shanbour, 2018 New Mexico Bowl
Passing Yards	304	Alec Morris, 2016 Heart of Dallas Bowl
Passing Touchdowns	3	Mason Fine, 2017 New Orleans Bowl Alec Morris, 2016 Heart of Dallas Bowl
Receptions	8	Turner Smiley, 2016 Heart of Dallas Bowl Johnny Quinn, 2004 New Orleans Bowl
Receiving Yards	131	Austin Ogumakin, 2020 Myrtle Beach Bowl
Receiving Touchdowns	2	Loranzo Thompson, 2020 Myrtle Beach Bowl

OPPONENT TEAM SUPERLATIVES

Points Scored	56	App State, 2020 Myrtle Beach Bowl
Total Offensive Yards	642	App State, 2020 Myrtle Beach Bowl
First Downs	27	Miami (OH), 2021 Frisco Football Classic
Rushing Attempts	73	Army, 2016 Heart of Dallas Bowl
Net Rushing Yards	506	App State, 2020 Myrtle Beach Bowl
Passes Attempted	43	Utah State, 2018 New Mexico Bowl
Passes Completed	24	Troy, 2017 New Orleans Bowl
Interceptions Thrown	5	Cincinnati, 2002 New Orleans Bowl
Net Passing Yards	359	Utah State, 2018 New Mexico Bowl
Fumbles	4	New Mexico State, 1959 Sun Bowl
Fumbles Lost	2	Southern Miss, 2004 New Orleans Bowl New Mexico State, 1959 Sun Bowl Pacific, 1946 Optimist Bowl
Penalties	12	App State, 2020 Myrtle Beach Bowl
Penalty Yards	118	App State, 2020 Myrtle Beach Bowl

OPPONENT INDIVIDUAL SUPERLATIVES

Rushing Attempts	28	Ashton Jeanty (Boise State), 2022 Frisco Bowl
Net Rushing Yards	317	Cameron Peoples (App State), 2020 Myrtle Beach Bowl
Rushing Touchdowns	5	Cameron Peoples (App State), 2020 Myrtle Beach Bowl
Pass Attempts	43	Jordan Love (Utah State), 2018 New Mexico Bowl
Pass Completions	24	Brandon Silvers (Troy), 2017 New Orleans Bowl
Had Intercepted	5	Gino Guidugli (Cincinnati), 2002 New Orleans Bowl
Passing Yards	359	Jordan Love (Utah State), 2018 New Mexico Bowl
Passing Touchdowns	4	Jordan Love (Utah State), 2018 New Mexico Bowl Brandon Silvers (Troy), 2017 New Orleans Bowl
Receptions	11	Damion Willis (Troy), 2017 New Orleans Bowl
Receiving Yards	151	Jalen Greene (Utah State), 2018 New Mexico Bowl
Receiving Touchdowns	2	Henry Pearson (App State), 2020 Myrtle Beach Bowl Aaren Vaughns (Utah State), 2018 New Mexico Bowl Damion Willis (Troy), 2017 New Orleans Bowl



TEAM BOWL RECORDS

TOTAL OFFENSE

TOTAL YARDS

OPPONENT (DATE)	BOWL	YDS
1. App State (12/21/20)	Myrtle Beach Bowl	497
2. Boise State (12/17/22)	Frisco Bowl	435
3. Army (12/27/16)	Heart of Dallas Bowl	410
4. UNLV (1/1/14)	Heart of Dallas Bowl	397
5. New Mexico State (12/31/59)	Sun Bowl	334
6. Colorado State (12/17/01)	New Orleans Bowl	329
7. Cincinnati (12/17/02)	New Orleans Bowl	318
8. Miami (OH) (12/23/21)	Frisco Football Classic	317
9. Utah State (12/15/18)	New Mexico Bowl	313
10. Troy (12/16/17)	New Orleans Bowl	295

FIRST DOWNS

OPPONENT (DATE)	BOWL	1ST
1. App State (12/21/20)	Myrtle Beach Bowl	30
2. Boise State (12/17/22)	Frisco Bowl	23
3. Troy (12/16/17)	New Orleans Bowl	22
4. UNLV (1/1/14)	Heart of Dallas Bowl	21
5. New Mexico State (12/31/59)	Sun Bowl	20
6. Utah State (12/15/18)	New Mexico Bowl	19
Army (12/27/16)	Heart of Dallas Bowl	19
Colorado State (12/17/01)	New Orleans Bowl	19
9. Miami (OH) (12/23/21)	Frisco Football Classic	18
10. Southern Miss (12/14/04)	New Orleans Bowl	17

RUSHING

RUSHING ATTEMPTS

(SINCE 1948)

OPPONENT (DATE)	BOWL	ATT
1. App State (12/21/20)	Myrtle Beach Bowl	58
2. Nevada (1/1/48)	Salad Bowl	52
3. UNLV (1/1/14)	Heart of Dallas Bowl	45
4. Cincinnati (12/17/02)	New Orleans Bowl	43
5. Utah State (12/15/18)	New Mexico Bowl	41
Colorado State (12/17/01)	New Orleans Bowl	41
7. Boise State (12/17/22)	Frisco Bowl	40
8. Southern Miss (12/14/04)	New Orleans Bowl	39
9. New Mexico State (12/31/59)	Sun Bowl	38
10. Memphis (12/16/03)	New Orleans Bowl	33

RUSHING YARDS

OPPONENT (DATE)	BOWL	YDS
1. App State (12/21/20)	Myrtle Beach Bowl	230
2. Cincinnati (12/17/02)	New Orleans Bowl	192
3. Nevada (1/1/48)	Salad Bowl	191
4. Boise State (12/17/22)	Frisco Bowl	176
5. New Mexico State (12/31/59)	Sun Bowl	152
6. UNLV (1/1/14)	Heart of Dallas Bowl	141
7. Colorado State (12/17/01)	New Orleans Bowl	133
8. Memphis (12/16/03)	New Orleans Bowl	122
9. Utah State (12/15/18)	New Mexico Bowl	120
10. Army (12/27/16)	Heart of Dallas Bowl	96

RUSHING TOUCHDOWNS

OPPONENT (DATE)	BOWL	TDS
1. UNLV (1/1/14)	Heart of Dallas Bowl	3
2. Boise State (12/17/22)	Frisco Bowl	2
Miami (OH) (12/23/21)	Frisco Football Classic	2
Memphis (12/16/03)	New Orleans Bowl	2
Cincinnati (12/17/02)	New Orleans Bowl	2
6. App State (12/21/20)	Myrtle Beach Bowl	1
Utah State (12/15/18)	New Mexico Bowl	1
Army (12/27/16)	Heart of Dallas Bowl	1
Nevada (1/1/48)	Salad Bowl	1

PASSING

PASSING ATTEMPTS

OPPONENT (DATE)	BOWL	ATT
1. Troy (12/16/17)	New Orleans Bowl	54
2. Army (12/27/16)	Heart of Dallas Bowl	40
3. App State (12/21/20)	Myrtle Beach Bowl	37
4. Boise State (12/17/22)	Frisco Bowl	36
5. Utah State (12/15/18)	New Mexico Bowl	34
Colorado State (12/17/01)	New Orleans Bowl	34
7. Miami (OH) (12/23/21)	Frisco Football Classic	32
8. New Mexico State (12/31/59)	Sun Bowl	31
9. UNLV (1/1/14)	Heart of Dallas Bowl	30
Southern Miss (12/14/04)	New Orleans Bowl	30

PASSING COMPLETIONS

OPPONENT (DATE)	BOWL	COMP
1. Troy (12/16/17)	New Orleans Bowl	30
2. Army (12/27/16)	Heart of Dallas Bowl	27
3. App State (12/21/20)	Myrtle Beach Bowl	22
4. UNLV (1/1/14)	Heart of Dallas Bowl	21
5. Boise State (12/17/22)	Frisco Bowl	19
6. Utah State (12/15/18)	New Mexico Bowl	17
7. Miami (OH) (12/23/21)	Frisco Football Classic	15
Memphis (12/16/03)	New Orleans Bowl	15
Colorado State (12/17/01)	New Orleans Bowl	15
New Mexico State (12/31/59)	Sun Bowl	15

PASSING YARDS

OPPONENT (DATE)	BOWL	YDS
1. Army (12/27/16)	Heart of Dallas Bowl	314
2. Troy (12/16/17)	New Orleans Bowl	303
3. App State (12/21/20)	Myrtle Beach Bowl	267
4. Boise State (12/17/22)	Frisco Bowl	259
5. UNLV (1/1/14)	Heart of Dallas Bowl	256
6. Miami (OH) (12/23/21)	Frisco Football Classic	228
7. Colorado State (12/17/01)	New Orleans Bowl	196
8. Utah State (12/15/18)	New Mexico Bowl	193
9. New Mexico State (12/31/59)	Sun Bowl	182
10. Memphis (12/16/03)	New Orleans Bowl	152

PASSING TOUCHDOWNS

OPPONENT (DATE)	BOWL	TDS
1. App State (12/21/20)	Myrtle Beach Bowl	3
Troy (12/16/17)	New Orleans Bowl	3
Army (12/27/16)	Heart of Dallas Bowl	3
Colorado State (12/17/01)	New Orleans Bowl	3
5. Boise State (12/17/22)	Frisco Bowl	2
UNLV (1/1/14)	Heart of Dallas Bowl	2
7. Utah State (12/15/18)	New Mexico Bowl	1
Southern Miss (12/14/04)	New Orleans Bowl	1
Pacific (12/21/46)	Optimist Bowl	1

INTERCEPTIONS THROWN

OPPONENT (DATE)	BOWL	INT
1. Utah State (12/15/18)	New Mexico Bowl	4
2. Boise State (12/17/22)	Frisco Bowl	2
Miami (OH) (12/23/21)	Frisco Football Classic	2
Troy (12/16/17)	New Orleans Bowl	2
Army (12/27/16)	Heart of Dallas Bowl	2
Southern Miss (12/14/04)	New Orleans Bowl	2
New Mexico State (12/31/59)	Sun Bowl	2
8. App State (12/21/20)	Myrtle Beach Bowl	1
Cincinnati (12/17/02)	New Orleans Bowl	1
Colorado State (12/17/01)	New Orleans Bowl	1
Nevada (1/1/48)	Salad Bowl	1
Pacific (12/21/46)	Optimist Bowl	1

SCORING

POINTS SCORED

OPPONENT (DATE)	BOWL	PTS
1. UNLV (1/1/14)	Heart of Dallas Bowl	36
2. Boise State (12/17/22)	Frisco Bowl	32
3. Army (12/27/16)	Heart of Dallas Bowl	31
4. Troy (12/16/17)	New Orleans Bowl	30
5. App State (12/21/20)	Myrtle Beach Bowl	28
6. Cincinnati (12/17/02)	New Orleans Bowl	24
7. Colorado State (12/17/01)	New Orleans Bowl	20
8. Memphis (12/16/03)	New Orleans Bowl	17
9. Miami (OH) (12/23/21)	Frisco Football Classic	14
Pacific (12/21/46)	Optimist Bowl	14

FEWEST POINTS ALLOWED

OPPONENT (DATE)	BOWL	PTS
1. Nevada (1/1/48)	Salad Bowl	13
Pacific (12/21/46)	Optimist Bowl	13
3. UNLV (1/1/14)	Heart of Dallas Bowl	14
4. Cincinnati (12/17/02)	New Orleans Bowl	19
5. Miami (OH) (12/23/21)	Frisco Football Classic	27
Memphis (12/16/03)	New Orleans Bowl	27
7. New Mexico State (12/31/59)	Sun Bowl	28
8. Southern Miss (12/14/04)	New Orleans Bowl	31
9. Boise State (12/17/22)	Frisco Bowl	35
10. Army (12/27/16)	Heart of Dallas Bowl	38

TURNOVERS

FUMBLES

OPPONENT (DATE)	BOWL	FUM
1. New Mexico State (12/31/59)	Sun Bowl	8
2. Utah State (12/15/18)	New Mexico Bowl	4
Troy (12/16/17)	New Orleans Bowl	4
Nevada (1/1/48)	Salad Bowl	4
5. UNLV (1/1/14)	Heart of Dallas Bowl	3
Cincinnati (12/17/02)	New Orleans Bowl	3
Pacific (12/21/46)	Optimist Bowl	3
8. Southern Miss (12/14/04)	New Orleans Bowl	2
9. Boise State (12/17/22)	Frisco Bowl	1
App State (12/21/20)	Myrtle Beach Bowl	1
Army (12/27/16)	Heart of Dallas Bowl	1
Memphis (12/16/03)	New Orleans Bowl	1

FUMBLES LOST

OPPONENT (DATE)	BOWL	FL
1. New Mexico State (12/31/59)	Sun Bowl	6
2. Troy (12/16/17)	New Orleans Bowl	3
Pacific (12/21/46)	Optimist Bowl	3
4. Nevada (1/1/48)	Salad Bowl	2
5. UNLV (1/1/14)	Heart of Dallas Bowl	1
Southern Miss (12/14/04)	New Orleans Bowl	1
Memphis (12/16/03)	New Orleans Bowl	1
Cincinnati (12/17/02)	New Orleans Bowl	1
Colorado State (12/17/01)	New Orleans Bowl	1

TURNOVERS

OPPONENT (DATE)	BOWL	TO
1. New Mexico State (12/31/59)	Sun Bowl	8
2. Troy (12/16/17)	New Orleans Bowl	5
3. Utah State (12/15/18)	New Mexico Bowl	4
Pacific (12/21/46)	Optimist Bowl	4
5. Southern Miss (12/14/04)	New Orleans Bowl	3
Nevada (1/1/48)	Salad Bowl	3
7. Boise State (12/17/22)	Frisco Bowl	2
Miami (OH) (12/23/21)	Frisco Football Classic	2
Army (12/27/16)	Heart of Dallas Bowl	2
Cincinnati (12/17/02)	New Orleans Bowl	2
Colorado State (12/17/01)	New Orleans Bowl	2



TEAM BOWL RECORDS

DEFENSE

FEWEST NET RUSHING YARDS ALLOWED

OPPONENT (DATE)	BOWL	YDS
1. UNLV (1/1/14)	Heart of Dallas Bowl	66
2. Cincinnati (12/17/02)	New Orleans Bowl	85
3. Southern Miss (12/14/04)	New Orleans Bowl	88
4. Nevada (1/1/48)	Salad Bowl	102
5. Troy (12/16/17)	New Orleans Bowl	130
6. Southern Miss (12/14/04)	New Orleans Bowl	156
7. Utah State (12/15/18)	New Mexico Bowl	197
8. New Mexico State (12/31/59)	Sun Bowl	206
9. Miami (OH) (12/23/21)	Frisco Football Classic	209
10. Pacific (12/21/46)	Optimist Bowl	230

FEWEST PASSING YARDS ALLOWED

OPPONENT (DATE)	BOWL	YDS
1. Pacific (12/21/46)	Optimist Bowl	44
2. Army (12/27/16)	Heart of Dallas Bowl	53
3. Colorado State (12/17/01)	New Orleans Bowl	129
4. App State (12/21/20)	Myrtle Beach Bowl	136
New Mexico State (12/31/59)	Sun Bowl	136
6. Boise State (12/17/22)	Frisco Bowl	137
7. UNLV (1/1/14)	Heart of Dallas Bowl	196
8. Cincinnati (12/17/02)	New Orleans Bowl	224
9. Miami (OH) (12/23/21)	Frisco Football Classic	230
10. Southern Miss (12/14/04)	New Orleans Bowl	247
Nevada (1/1/48)	Salad Bowl	247

FEWEST TOTAL YARDS ALLOWED

OPPONENT (DATE)	BOWL	YDS
1. UNLV (1/1/14)	Heart of Dallas Bowl	262
2. Pacific (12/21/46)	Optimist Bowl	274
3. Cincinnati (12/17/02)	New Orleans Bowl	309
4. Memphis (12/16/03)	New Orleans Bowl	342
New Mexico State (12/31/59)	Sun Bowl	342
6. Nevada (1/1/48)	Salad Bowl	349
7. Colorado State (12/17/01)	New Orleans Bowl	375
8. Southern Miss (12/14/04)	New Orleans Bowl	403
9. Troy (12/16/17)	New Orleans Bowl	435
10. Miami (OH) (12/23/21)	Frisco Football Classic	439

INTERCEPTIONS

OPPONENT (DATE)	BOWL	INT
1. Cincinnati (12/17/02)	New Orleans Bowl	5
2. Colorado State (12/17/01)	New Orleans Bowl	2
3. Utah State (12/15/18)	New Mexico Bowl	1
Troy (12/16/17)	New Orleans Bowl	1
UNLV (1/1/14)	Heart of Dallas Bowl	1
Southern Miss (12/14/04)	New Orleans Bowl	1
Nevada (1/1/48)	Salad Bowl	1
Pacific (12/21/46)	Optimist Bowl	1

FORCED FUMBLES

OPPONENT (DATE)	BOWL	FF
1. New Mexico State (12/31/59)	Sun Bowl	4
2. Southern Miss (12/14/04)	New Orleans Bowl	3
Nevada (1/1/48)	Salad Bowl	3
4. UNLV (1/1/14)	Heart of Dallas Bowl	2
Pacific (12/21/46)	Optimist Bowl	2
6. Miami (OH) (12/23/21)	Frisco Football Classic	1
App State (12/21/20)	Myrtle Beach Bowl	1
Troy (12/16/17)	New Orleans Bowl	1
Army (12/27/16)	Heart of Dallas Bowl	1
Colorado State (12/17/01)	New Orleans Bowl	1

FUMBLES RECOVERED

OPPONENT (DATE)	BOWL	FR
1. Southern Miss (12/14/04)	New Orleans Bowl	2
New Mexico State (12/31/59)	Sun Bowl	2
Pacific (12/21/46)	Optimist Bowl	2
4. Troy (12/16/17)	New Orleans Bowl	1
Army (12/27/16)	Heart of Dallas Bowl	1
UNLV (1/1/14)	Heart of Dallas Bowl	1
Colorado State (12/17/01)	New Orleans Bowl	1
Nevada (1/1/48)	Salad Bowl	1

TURNOVERS FORCED

OPPONENT (DATE)	BOWL	TO
1. Cincinnati (12/17/02)	New Orleans Bowl	5
2. Memphis (12/16/03)	New Orleans Bowl	3
Colorado State (12/17/01)	New Orleans Bowl	3
Pacific (12/21/46)	Optimist Bowl	3
5. Troy (12/16/17)	New Orleans Bowl	2
UNLV (1/1/14)	Heart of Dallas Bowl	2
New Mexico State (12/31/59)	Sun Bowl	2
Nevada (1/1/48)	Salad Bowl	2
9. Utah State (12/15/18)	New Mexico Bowl	1
Army (12/27/16)	Heart of Dallas Bowl	1

KICKING

PUNTS

OPPONENT (DATE)	BOWL	PUNT
1. Pacific (12/21/46)	Optimist Bowl	9
2. Southern Miss (12/14/04)	New Orleans Bowl	8
Memphis (12/16/03)	New Orleans Bowl	8
4. Cincinnati (12/17/02)	New Orleans Bowl	7
5. Utah State (12/15/18)	New Mexico Bowl	6
UNLV (1/1/14)	Heart of Dallas Bowl	6
7. Miami (OH) (12/23/21)	Frisco Football Classic	5
App State (12/21/20)	Myrtle Beach Bowl	5
Colorado State (12/17/01)	New Orleans Bowl	5
10. Boise State (12/17/22)	Frisco Bowl	4
Troy (12/16/17)	New Orleans Bowl	4
New Mexico State (12/31/59)	Sun Bowl	4
Nevada (1/1/48)	Salad Bowl	4

PUNTING YARDS

OPPONENT (DATE)	BOWL	YDS
1. Pacific (12/21/46)	Optimist Bowl	429
2. Southern Miss (12/14/04)	New Orleans Bowl	344
3. Cincinnati (12/17/02)	New Orleans Bowl	322
4. Memphis (12/16/03)	New Orleans Bowl	298
5. Miami (OH) (12/23/21)	Frisco Football Classic	270
6. UNLV (1/1/14)	Heart of Dallas Bowl	265
7. Utah State (12/15/18)	New Mexico Bowl	248
8. App State (12/21/20)	Myrtle Beach Bowl	206
9. Nevada (1/1/48)	Salad Bowl	181
10. Troy (12/16/17)	New Orleans Bowl	160

MISCELLANEOUS

PENALTIES

OPPONENT (DATE)	BOWL	NO.
1. Cincinnati (12/17/02)	New Orleans Bowl	10
Colorado State (12/17/01)	New Orleans Bowl	10
3. App State (12/21/20)	Myrtle Beach Bowl	9
4. Troy (12/16/17)	New Orleans Bowl	7
5. Boise State (12/17/22)	Frisco Bowl	6
Army (12/27/16)	Heart of Dallas Bowl	6
UNLV (1/1/14)	Heart of Dallas Bowl	6
Memphis (12/16/03)	New Orleans Bowl	6
9. Miami (OH) (12/23/21)	Frisco Football Classic	5
New Mexico State (12/31/59)	Sun Bowl	5

PENALTY YARDS

OPPONENT (DATE)	BOWL	YDS
1. Cincinnati (12/17/02)	New Orleans Bowl	92
2. App State (12/21/20)	Myrtle Beach Bowl	91
3. Colorado State (12/17/01)	New Orleans Bowl	78
4. Miami (OH) (12/23/21)	Frisco Football Classic	71
5. Troy (12/16/17)	New Orleans Bowl	66
6. Memphis (12/16/03)	New Orleans Bowl	61
7. UNLV (1/1/14)	Heart of Dallas Bowl	60
Pacific (12/21/46)	Optimist Bowl	60
9. Army (12/27/16)	Heart of Dallas Bowl	55
10. Boise State (12/17/22)	Frisco Bowl	43



INDIVIDUAL BOWL RECORDS

TOTAL OFFENSE

TOTAL YARDS

PLAYER	OPPONENT (DATE)	BOWL	YDS
1. Alec Morris	Army (12/27/16)	Heart of Dallas Bowl	318
2. Jason Bean	App State (12/21/20)	Myrtle Beach Bowl	261
3. Derek Thompson	UNLV (1/1/14)	Heart of Dallas Bowl	258
4. Austin Aune	Miami (OH) (12/23/21)	Frisco Football Classic	256
5. Mason Fine	Troy (12/16/17)	New Orleans Bowl	245
6. Austin Aune	Boise State (12/17/22)	Frisco Bowl	238
7. Scott Hall	Colorado State (12/17/01)	New Orleans Bowl	186
8. Scott Hall	Memphis (12/16/03)	New Orleans Bowl	154
9. Andrew Smith	Cincinnati (12/17/02)	New Orleans Bowl	134
10. Kevin Galbreath (RB)	Cincinnati (12/17/02)	New Orleans Bowl	130
Vernon Cole	New Mexico State (12/31/59)	Sun Bowl	130

ALL-PURPOSE YARDS

(SINCE 1959)

PLAYER	OPPONENT (DATE)	BOWL	YDS
1. Brelan Chancellor	UNLV (1/1/14)	Heart of Dallas Bowl	181
2. Tyler Wilson	Army (12/27/16)	Heart of Dallas Bowl	174
Abner Haynes	New Mexico State (12/31/59)	Sun Bowl	174
4. Ja'Mel Branch	Cincinnati (12/17/02)	New Orleans Bowl	146
5. Billy Christle	New Mexico State (12/31/59)	Sun Bowl	138
6. Austin Ogumakin	App State (12/21/20)	Myrtle Beach Bowl	131
7. Kevin Galbreath	Cincinnati (12/17/02)	New Orleans Bowl	130
8. Ja'Mel Branch	Colorado State (12/17/01)	New Orleans Bowl	128
9. Jeffery Wilson	Army (12/27/16)	Heart of Dallas Bowl	127
10. Tre Siggers	App State (12/21/20)	Myrtle Beach Bowl	121
Kevin Galbreath	Colorado State (12/17/01)	New Orleans Bowl	121

RUSHING

RUSHING ATTEMPTS

PLAYER	OPPONENT (DATE)	BOWL	ATT
1. Jamario Thomas	Southern Miss (12/14/04)	New Orleans Bowl	29
2. Kevin Galbreath	Cincinnati (12/17/02)	New Orleans Bowl	28
3. Oscar Adaway III	App State (12/21/20)	Myrtle Beach Bowl	26
4. Patrick Cobbs	Memphis (12/16/03)	New Orleans Bowl	23
5. Kevin Galbreath	Colorado State (12/17/01)	New Orleans Bowl	22
6. Ikaika Ragsdale	Boise State (12/17/22)	Frisco Bowl	21
7. Jeffery Wilson	Army (12/27/16)	Heart of Dallas Bowl	20
Brandin Byrd	UNLV (1/1/14)	Heart of Dallas Bowl	20
9. Tre Siggers	App State (12/21/20)	Myrtle Beach Bowl	17
10. Harold Bartlett	Nevada (1/1/48)	Salad Bowl	15

RUSHING YARDS

PLAYER	OPPONENT (DATE)	BOWL	YDS
1. Kevin Galbreath	Cincinnati (12/17/02)	New Orleans Bowl	130
2. Tre Siggers	App State (12/21/20)	Myrtle Beach Bowl	120
3. Patrick Cobbs	Memphis (12/16/03)	New Orleans Bowl	110
4. Kevin Galbreath	Colorado State (12/17/01)	New Orleans Bowl	106
5. Oscar Adaway III	App State (12/21/20)	Myrtle Beach Bowl	97
6. Ikaika Ragsdale	Boise State (12/17/22)	Frisco Bowl	94
Harold Bartlett	Nevada (1/1/48)	Salad Bowl	94
8. Jamario Thomas	Southern Miss (12/14/04)	New Orleans Bowl	92
9. Jeffery Wilson	Army (12/27/16)	Heart of Dallas Bowl	81
10. Abner Haynes	New Mexico State (12/31/59)	Sun Bowl	73

RUSHING TOUCHDOWNS

PLAYER	OPPONENT (DATE)	BOWL	TDS
1. Ikaika Ragsdale	Boise State (12/17/22)	Frisco Bowl	2
Brelan Chancellor	UNLV (1/1/14)	Heart of Dallas Bowl	2
Patrick Cobbs	Memphis (12/16/03)	New Orleans Bowl	2
4. Austin Aune	Miami (OH) (12/23/21)	Frisco Football Classic	1
Isaiah Johnson	Miami (OH) (12/23/21)	Frisco Football Classic	1
Oscar Adaway III	App State (12/21/20)	Myrtle Beach Bowl	1
DeAndre Torrey	Utah State (12/15/18)	New Mexico Bowl	1
Jeffery Wilson	Army (12/27/16)	Heart of Dallas Bowl	1
Antoinne Jimmerson	UNLV (1/1/14)	Heart of Dallas Bowl	1
Patrick Cobbs	Cincinnati (12/17/02)	New Orleans Bowl	1
Kevin Galbreath	Cincinnati (12/17/02)	New Orleans Bowl	1
Bill Cromer	Nevada (1/1/48)	Salad Bowl	1

LONGEST RUSHING PLAYS

(MIN. 25 YDS)

PLAYER	OPPONENT (DATE)	BOWL	YDS
1. Nic Smith	Utah State (12/15/18)	New Mexico Bowl	37
2. Patrick Cobbs	Memphis (12/16/03)	New Orleans Bowl	35*
Kevin Galbreath	Cincinnati (12/17/02)	New Orleans Bowl	35*
4. Patrick Cobbs	Cincinnati (12/17/02)	New Orleans Bowl	27*
5. Tre Siggers	App State (12/21/20)	Myrtle Beach Bowl	26

PASSING

PASSING ATTEMPTS

PLAYER	OPPONENT (DATE)	BOWL	ATT
1. Mason Fine	Troy (12/16/17)	New Orleans Bowl	54
2. Alec Morris	Army (12/27/16)	Heart of Dallas Bowl	38
3. Jason Bean	App State (12/21/20)	Myrtle Beach Bowl	36
4. Austin Aune	Boise State (12/17/22)	Frisco Bowl	32
Austin Aune	Miami (OH) (12/23/21)	Frisco Football Classic	32
6. Derek Thompson	UNLV (1/1/14)	Heart of Dallas Bowl	30
Scott Hall	Southern Miss (12/14/04)	New Orleans Bowl	30
Scott Hall	Colorado State (12/17/01)	New Orleans Bowl	30
9. Andrew Smith	Cincinnati (12/17/02)	New Orleans Bowl	22
10. Scott Hall	Memphis (12/16/03)	New Orleans Bowl	21

PASSING COMPLETIONS

PLAYER	OPPONENT (DATE)	BOWL	COMP
1. Mason Fine	Troy (12/16/17)	New Orleans Bowl	30
2. Alec Morris	Army (12/27/16)	Heart of Dallas Bowl	26
3. Jason Bean	App State (12/21/20)	Myrtle Beach Bowl	21
Derek Thompson	UNLV (1/1/14)	Heart of Dallas Bowl	21
5. Austin Aune	Boise State (12/17/22)	Frisco Bowl	17
6. Austin Aune	Miami (OH) (12/23/21)	Frisco Football Classic	15
Scott Hall	Southern Miss (12/14/04)	New Orleans Bowl	15
8. Scott Hall	Colorado State (12/17/01)	New Orleans Bowl	13
9. Vernon Cole	New Mexico State (12/31/59)	Sun Bowl	10
10. Scott Hall	Memphis (12/16/03)	New Orleans Bowl	9
Andrew Smith	Cincinnati (12/17/02)	New Orleans Bowl	9

PASSING YARDS

PLAYER	OPPONENT (DATE)	BOWL	YDS
1. Alec Morris	Army (12/27/16)	Heart of Dallas Bowl	304
2. Mason Fine	Troy (12/16/17)	New Orleans Bowl	303
3. Derek Thompson	UNLV (1/1/14)	Heart of Dallas Bowl	256
4. Jason Bean	App State (12/21/20)	Myrtle Beach Bowl	251
5. Austin Aune	Boise State (12/17/22)	Frisco Bowl	238
6. Austin Aune	Miami (OH) (12/23/21)	Frisco Football Classic	228
7. Scott Hall	Colorado State (12/17/01)	New Orleans Bowl	185
8. Scott Hall	Memphis (12/16/03)	New Orleans Bowl	152
9. Scott Hall	Southern Miss (12/14/04)	New Orleans Bowl	134
10. Andrew Smith	Cincinnati (12/17/02)	New Orleans Bowl	126

PASSING TOUCHDOWNS

PLAYER	OPPONENT (DATE)	BOWL	TDS
1. Mason Fine	Troy (12/16/17)	New Orleans Bowl	3
Alec Morris	Army (12/27/16)	Heart of Dallas Bowl	3
3. Jason Bean	App State (12/21/20)	Myrtle Beach Bowl	2
Derek Thompson	UNLV (1/1/14)	Heart of Dallas Bowl	2
Scott Hall	Colorado State (12/17/01)	New Orleans Bowl	2
6. Austin Aune	Boise State (12/17/22)	Frisco Bowl	1
Stone Earle	Boise State (12/17/22)	Frisco Bowl	1
Kason Martin	Utah State (12/15/18)	New Mexico Bowl	1
Scott Hall	Southern Miss (12/14/04)	New Orleans Bowl	1
Richard Bridges	Colorado State (12/17/01)	New Orleans Bowl	1
Billy Dinkle	Pacific (12/21/46)	Optimist Bowl	1

* touchdown scored on play



INDIVIDUAL BOWL RECORDS

INTERCEPTIONS THROWN

PLAYER	OPPONENT (DATE)	BOWL	INT
1. Quinn Shanbour	Utah State (12/15/18)	New Mexico Bowl	3
2. Austin Aune	Boise State (12/17/22)	Frisco Bowl	2
Austin Aune	Miami (OH) (12/23/21)	Frisco Football Classic	2
Mason Fine	Troy (12/16/17)	New Orleans Bowl	2
Scott Hall	Southern Miss (12/14/04)	New Orleans Bowl	2
Robert Duty	New Mexico State (12/31/59)	Sun Bowl	2
7. Jason Bean	App State (12/21/20)	Myrtle Beach Bowl	1
Jason Bean	Utah State (12/15/18)	New Mexico Bowl	1
Alec Morris	Army (12/27/16)	Heart of Dallas Bowl	1
Tyler Wilson	Army (12/27/16)	Heart of Dallas Bowl	1
Andrew Smith	Cincinnati (12/17/02)	New Orleans Bowl	1
Scott Hall	Colorado State (12/17/01)	New Orleans Bowl	1
Fred McCain	Nevada (1/1/48)	Salad Bowl	1

TIMES SACKED

PLAYER	OPPONENT (DATE)	BOWL	SACKS
1. Mason Fine	Troy (12/16/17)	New Orleans Bowl	6
2. Scott Hall	Southern Miss (12/14/04)	New Orleans Bowl	5
3. Jason Bean	App State (12/21/20)	Myrtle Beach Bowl	3
Scott Hall	Memphis (12/16/03)	New Orleans Bowl	3
5. Richard Bridges	Colorado State (12/17/01)	New Orleans Bowl	2
Scott Hall	Colorado State (12/17/01)	New Orleans Bowl	2
7. Austin Aune	Miami (OH) (12/23/21)	Frisco Football Classic	1
Kason Martin	Utah State (12/15/18)	New Mexico Bowl	1
Quinn Shanbour	Utah State (12/15/18)	New Mexico Bowl	1
Alec Morris	Army (12/27/16)	Heart of Dallas Bowl	1
Derek Thompson	UNLV (1/1/14)	Heart of Dallas Bowl	1
Andrew Smith	Cincinnati (12/17/02)	New Orleans Bowl	1

LONGEST PASSING PLAYS

PLAYER	OPPONENT (DATE)	BOWL	YDS
1. J. Guyton from K. Martin	Utah State (12/15/18)	New Mexico Bowl	75*
2. J. Smart from A. Aune	Boise State (12/17/22)	Frisco Bowl	53
3. A. Blount from S. Hall	Memphis (12/16/03)	New Orleans Bowl	45
J. Abbey from F. McCain	Nevada (1/1/48)	Salad Bowl	45
5. R. Burns from A. Aune	Miami (OH) (12/23/21)	Frisco Football Classic	43
6. J. Branch from S. Hall	Colorado St. (12/17/01)	New Orleans Bowl	42*
7. D. Ward Jr. from A. Aune	Boise State (12/17/22)	Frisco Bowl	40
8. J. Smart from A. Aune	Boise State (12/17/22)	Frisco Bowl	38
9. J. Branch from S. Hall	Memphis (12/16/03)	New Orleans Bowl	37
10. A. Ogunmakin from J. Bean	App State (12/21/20)	Myrtle Beach Bowl	34*
D. Smith from D. Thompson	UNLV (1/1/14)	Heart of Dallas Bowl	34*

RECEIVING

RECEPTIONS

PLAYER	OPPONENT (DATE)	BOWL	REC
1. Turner Smiley	Army (12/27/16)	Heart of Dallas Bowl	8
Johnny Quinn	Southern Miss (12/14/04)	New Orleans Bowl	8
3. Austin Ogunmakin	App State (12/21/20)	Myrtle Beach Bowl	7
4. Damon Ward Jr.	Miami (OH) (12/23/21)	Frisco Football Classic	6
Michael Lawrence	Troy (12/16/17)	New Orleans Bowl	6
Jeffery Wilson	Army (12/27/16)	Heart of Dallas Bowl	6
Brelan Chancellor	UNLV (1/1/14)	Heart of Dallas Bowl	6
8. Roderic Burns	App State (12/21/20)	Myrtle Beach Bowl	5
Loranzo Thompson	App State (12/21/20)	Myrtle Beach Bowl	5
Tyler Wilson	Army (12/27/16)	Heart of Dallas Bowl	5
Darnell Smith	UNLV (1/1/14)	Heart of Dallas Bowl	5
Kevin Howard	Cincinnati (12/17/02)	New Orleans Bowl	5

RECEIVING YARDS

PLAYER	OPPONENT (DATE)	BOWL	YDS
1. Austin Ogunmakin	App State (12/21/20)	Myrtle Beach Bowl	131
2. Jalen Guyton	Utah State (12/15/18)	New Mexico Bowl	103
3. Jordan Smart	Boise State (12/17/22)	Frisco Bowl	94
4. Johnny Quinn	Southern Miss (12/14/04)	New Orleans Bowl	92
5. Roderic Burns	Miami (OH) (12/23/21)	Frisco Football Classic	87
6. Tyler Wilson	Army (12/27/16)	Heart of Dallas Bowl	81
7. Turner Smiley	Army (12/27/16)	Heart of Dallas Bowl	79
8. Kevin Howard	Cincinnati (12/17/02)	New Orleans Bowl	78
9. Darnell Smith	UNLV (1/1/14)	Heart of Dallas Bowl	75
10. Brelan Chancellor	UNLV (1/1/14)	Heart of Dallas Bowl	74

RECEIVING TOUCHDOWNS

PLAYER	OPPONENT (DATE)	BOWL	TDS
1. Loranzo Thompson	App State (12/21/20)	Myrtle Beach Bowl	2
2. Jake Roberts	Boise State (12/17/22)	Frisco Bowl	1
Jyaire Shorter	Boise State (12/17/22)	Frisco Bowl	1
Austin Ogunmakin	App State (12/21/20)	Myrtle Beach Bowl	1
Jalen Guyton	Utah State (12/15/18)	New Mexico Bowl	1
Rico Bussey Jr.	Troy (12/16/17)	New Orleans Bowl	1
Michael Lawrence	Troy (12/16/17)	New Orleans Bowl	1
Turner Smiley	Troy (12/16/17)	New Orleans Bowl	1
Rico Bussey Jr.	Army (12/27/16)	Heart of Dallas Bowl	1
Jeffery Wilson	Army (12/27/16)	Heart of Dallas Bowl	1
Tyler Wilson	Army (12/27/16)	Heart of Dallas Bowl	1
Drew Miller	UNLV (1/1/14)	Heart of Dallas Bowl	1
Darnell Smith	UNLV (1/1/14)	Heart of Dallas Bowl	1
Johnny Quinn	Southern Miss (12/14/04)	New Orleans Bowl	1
Andy Blount	Colorado State (12/17/01)	New Orleans Bowl	1
Ja'Mel Branch	Colorado State (12/17/01)	New Orleans Bowl	1
Dustin Dean	Colorado State (12/17/01)	New Orleans Bowl	1
Louis Renzi	Pacific (12/21/46)	Optimist Bowl	1

LONGEST PLAYS

TYPE	PLAYER(S)	OPPONENT (DATE)	BOWL	YDS
1. Pass	J. Guyton from K. Martin	Utah State (12/15/18)	New Mexico Bowl	75*
2. INT	Ned McNeil	Pacific (12/21/46)	Optimist Bowl	58*
3. FR	Colton McDonald	Troy (12/16/17)	New Orleans Bowl	56*
4. KR	Rico Bussey	Troy (12/16/17)	New Orleans Bowl	53
Pass	J. Smart from A. Aune	Boise State (12/17/22)	Frisco Bowl	53
6. PR	Billy Christle	New Mexico St. (12/31/59)	Sun Bowl	51*
7. KR	Patrick Cobbs	Cincinnati (12/17/02)	New Orleans Bowl	50
8. KR	Kaylon Horton	Boise State (12/17/22)	Frisco Bowl	46
9. Pass	A. Blount from S. Hall	Memphis (12/16/03)	New Orleans Bowl	45
Pass	J. Abbey from F. McCain	Nevada (1/1/48)	Salad Bowl	45
11. Pass	R. Burns from A. Aune	Miami (OH) (12/23/21)	Frisco Football Classic	43
12. Pass	J. Branch from S. Hall	Colorado State (12/17/01)	New Orleans Bowl	42*
13. Pass	D. Ward Jr. from A. Aune	Boise State (12/17/22)	Frisco Bowl	40
Pass	Abner Haynes	New Mexico St. (12/31/59)	Sun Bowl	40
15. Pass	J. Smart from A. Aune	Boise State (12/17/22)	Frisco Bowl	38
16. Rush	Nic Smith	Utah State (12/15/18)	New Mexico Bowl	37
Pass	J. Branch from S. Hall	Memphis (12/16/03)	New Orleans Bowl	37
18. KR	Ja'Mel Branch	Cincinnati (12/17/02)	New Orleans Bowl	36
19. Rush	Patrick Cobbs	Memphis (12/16/03)	New Orleans Bowl	35*
Rush	Kevin Galbreath	Cincinnati (12/17/02)	New Orleans Bowl	35*
21. Pass	A. Ogunmakin from J. Bean	App State (12/21/20)	Myrtle Beach Bowl	34*
Pass	D. Smith from D. Thompson	UNLV (1/1/14)	Heart of Dallas Bowl	34*
23. Pass	R. Bussey from M. Fine	Troy (12/16/17)	New Orleans Bowl	33
24. KR	Terry Parks	New Mexico St. (12/31/59)	Sun Bowl	32
25. Pass	K. Howard from S. Hall	Colorado State (12/17/01)	New Orleans Bowl	31
26. Pass	J. Shorter from A. Aune	Boise State (12/17/22)	Frisco Bowl	30*
Pass	J. Roberts from A. Aune	Miami (OH) (12/23/21)	Frisco Football Classic	30
Pass	R. Bussey from A. Morris	Army (12/27/16)	Heart of Dallas Bowl	30
KR	Tyler Wilson	Army (12/27/16)	Heart of Dallas Bowl	30
30. KR	Deion Hair-Griffin	Utah State (12/15/18)	New Mexico Bowl	29
KR	Morris Rose	New Mexico St. (12/31/59)	Sun Bowl	29
Pass	A. Haynes from V. Cole	New Mexico St. (12/31/59)	Sun Bowl	29
Pass	B. Christle from R. Duty	New Mexico St. (12/31/59)	Sun Bowl	29
34. KR	Kaylon Horton	Boise State (12/17/22)	Frisco Bowl	28
KR	Ja'Mel Branch	Cincinnati (12/17/02)	New Orleans Bowl	28
36. Pass	R. Bussey from A. Morris	Army (12/27/16)	Heart of Dallas Bowl	27*
Pass	M. Smith from D. Thompson	UNLV (1/1/14)	Heart of Dallas Bowl	27
KR	Brelan Chancellor	UNLV (1/1/14)	Heart of Dallas Bowl	27
Rush	Patrick Cobbs	Cincinnati (12/17/02)	New Orleans Bowl	27*
40. KR	Kaylon Horton	Boise State (12/17/22)	Frisco Bowl	26
Rush	Tre Siggers	App State (12/21/20)	Myrtle Beach Bowl	26
KR	Evan Johnson	Troy (12/16/17)	New Orleans Bowl	26
43. Pass	A. Ogunmakin from J. Bean	App State (12/21/20)	Myrtle Beach Bowl	25
KR	Tyler Wilson	Army (12/27/16)	Heart of Dallas Bowl	25
KR	Kevin Moore	Southern Miss (12/14/04)	New Orleans Bowl	25
Pass	J. Quinn from S. Hall	Memphis (12/16/03)	New Orleans Bowl	25
Pass	K. Howard from A. Smith	Cincinnati (12/17/02)	New Orleans Bowl	25

* touchdown scored on play



INDIVIDUAL BOWL RECORDS

DEFENSE

TOTAL TACKLES

(SINCE 2001)

PLAYER	OPPONENT (DATE)	BOWL	TT
1. KD Davis	Miami (OH) (12/23/21)	Frisco Football Classic	14
2. Larry Nixon III	Boise State (12/17/22)	Frisco Bowl	11
Fred Scott	Army (12/27/16)	Heart of Dallas Bowl	11
Cody Spencer	Memphis (12/16/03)	New Orleans Bowl	11
Craig Jones	Cincinnati (12/17/02)	New Orleans Bowl	11
6. Jareid Combs	Army (12/27/16)	Heart of Dallas Bowl	10
Maurice Holman	Southern Miss (12/14/04)	New Orleans Bowl	10
Taylor Casey	Memphis (12/16/03)	New Orleans Bowl	10
9. Sean-Thomas Faulkner	Miami (OH) (12/23/21)	Frisco Football Classic	9
E.J. Ejiya	Troy (12/16/17)	New Orleans Bowl	9
Eric Jenkins	Troy (12/16/17)	New Orleans Bowl	9
Zachary Orr	UNLV (1/1/14)	Heart of Dallas Bowl	9
Markeith Knowlton	Southern Miss (12/14/04)	New Orleans Bowl	9
Chris Hurd	Memphis (12/16/03)	New Orleans Bowl	9
Cody Spencer	Colorado State (12/17/01)	New Orleans Bowl	9

TACKLES FOR LOSS

(SINCE 2001)

PLAYER	OPPONENT (DATE)	BOWL	TFL
1. Brandon Kennedy	Memphis (12/16/03)	New Orleans Bowl	3.0
Evan Cardwell	Memphis (12/16/03)	New Orleans Bowl	3.0
Michael Pruitt	Memphis (12/16/03)	New Orleans Bowl	3.0
4. Zachary Orr	UNLV (1/1/14)	Heart of Dallas Bowl	2.5
5. Grayson Murphy	Miami (OH) (12/23/21)	Frisco Football Classic	2.0
E.J. Ejiya	Utah State (12/15/18)	New Mexico Bowl	2.0
E.J. Ejiya	UNLV (1/1/14)	Heart of Dallas Bowl	2.0
Joshua Wheeler	UNLV (1/1/14)	Heart of Dallas Bowl	2.0
Chris Hurd	Memphis (12/16/03)	New Orleans Bowl	2.0
Brad Kassell	Colorado State (12/17/01)	New Orleans Bowl	2.0

SACKS

PLAYER	OPPONENT (DATE)	BOWL	SACKS
1. Aaron Bellazin	UNLV (1/1/14)	Heart of Dallas Bowl	1.5
Zachary Orr	UNLV (1/1/14)	Heart of Dallas Bowl	1.5
3. Gabriel Murphy	Miami (OH) (12/23/21)	Frisco Football Classic	1.0
Grayson Murphy	Miami (OH) (12/23/21)	Frisco Football Classic	1.0
Dion Novil	Miami (OH) (12/23/21)	Frisco Football Classic	1.0
LaDarius Hamilton	Utah State (12/15/18)	New Mexico Bowl	1.0
Joshua Wheeler	Troy (12/16/17)	New Orleans Bowl	1.0
James Jones	UNLV (1/1/14)	Heart of Dallas Bowl	1.0
Brandon McCoy	UNLV (1/1/14)	Heart of Dallas Bowl	1.0
Evan Cardwell	Southern Miss (12/14/04)	New Orleans Bowl	1.0
Michael Pruitt	Memphis (12/16/03)	New Orleans Bowl	1.0
Brandon Kennedy	Cincinnati (12/17/02)	New Orleans Bowl	1.0
Trey Davis	Colorado State (12/17/01)	New Orleans Bowl	1.0

INTERCEPTIONS

PLAYER	OPPONENT (DATE)	BOWL	INT
1. Nate Brooks	Utah State (12/15/18)	New Mexico Bowl	1
Kishawn McClain	Troy (12/16/17)	New Orleans Bowl	1
Kenny Buyers	UNLV (1/1/14)	Heart of Dallas Bowl	1
Allan Harrison	Southern Miss (12/14/04)	New Orleans Bowl	1
Chris Hurd	Cincinnati (12/17/02)	New Orleans Bowl	1
Markeith Knowlton	Cincinnati (12/17/02)	New Orleans Bowl	1
Don McGee	Cincinnati (12/17/02)	New Orleans Bowl	1
Jeremy Pearl	Cincinnati (12/17/02)	New Orleans Bowl	1
Cody Spencer	Cincinnati (12/17/02)	New Orleans Bowl	1
Jonas Buckles	Colorado State (12/17/01)	New Orleans Bowl	1
Don McGee	Colorado State (12/17/01)	New Orleans Bowl	1
Bill Cromer	Nevada (1/1/48)	Salad Bowl	1
Ned McNeil	Pacific (12/21/46)	Optimist Bowl	1

FORCED FUMBLES

(SINCE 2001)

PLAYER	OPPONENT (DATE)	BOWL	FF
1. James Jones	UNLV (1/1/14)	Heart of Dallas Bowl	1
Adrian Awasom	Southern Miss (12/14/04)	New Orleans Bowl	1
Dominque Mackey	Southern Miss (12/14/04)	New Orleans Bowl	1
Brandon Kennedy	Colorado State (12/17/01)	New Orleans Bowl	1

FUMBLES RECOVERED

(SINCE 2001)

PLAYER	OPPONENT (DATE)	BOWL	FR
1. Colton McDonald	Troy (12/16/17)	New Orleans Bowl	1
Kenny Buyers	Army (12/27/16)	Heart of Dallas Bowl	1
Zed Evans	UNLV (1/1/14)	Heart of Dallas Bowl	1
Andy Blount	Southern Miss (12/14/04)	New Orleans Bowl	1
Zach Muzzy	Southern Miss (12/14/04)	New Orleans Bowl	1
Cody Spencer	Colorado State (12/17/01)	New Orleans Bowl	1

RETURNS

INTERCEPTION RETURN YARDS

PLAYER	OPPONENT (DATE)	BOWL	YDS
1. Ned McNeil	Pacific (12/21/46)	Optimist Bowl	58
2. Jeremy Pearl	Cincinnati (12/17/02)	New Orleans Bowl	20
3. Don McGee	Cincinnati (12/17/02)	New Orleans Bowl	17
4. Jonas Buckles	Colorado State (12/17/01)	New Orleans Bowl	16
Don McGee	Colorado State (12/17/01)	New Orleans Bowl	16
6. Cody Spencer	Cincinnati (12/17/02)	New Orleans Bowl	12
7. Kenny Buyers	UNLV (1/1/14)	Heart of Dallas Bowl	11
8. Allan Harrison	Southern Miss (12/14/04)	New Orleans Bowl	3

INTERCEPTION RETURN TOUCHDOWNS

PLAYER	OPPONENT (DATE)	BOWL	TDS
1. Jeremy Pearl	Cincinnati (12/17/02)	New Orleans Bowl	1
Ned McNeil	Pacific (12/21/46)	Optimist Bowl	1

KICKOFF RETURN YARDS

(SINCE 1959)

PLAYER	OPPONENT (DATE)	BOWL	YDS
1. Kaylon Horton	Boise State (12/17/22)	Frisco Bowl	117
2. Ja'Mel Branch	Cincinnati (12/17/02)	New Orleans Bowl	104
3. Tyler Wilson	Army (12/27/16)	Heart of Dallas Bowl	93
4. Ja'Mel Branch	Colorado State (12/17/01)	New Orleans Bowl	71
5. Rico Bussey Jr.	Troy (12/16/17)	New Orleans Bowl	53
6. Patrick Cobbs	Cincinnati (12/17/02)	New Orleans Bowl	50
7. LaDarius Hamilton	Troy (12/16/17)	New Orleans Bowl	48
8. Brelan Chancellor	UNLV (1/1/14)	Heart of Dallas Bowl	44
9. Abner Haynes	New Mexico State (12/31/59)	Sun Bowl	40
10. James Gray	Army (12/27/16)	Heart of Dallas Bowl	33
Kevin Moore	Southern Miss (12/14/04)	New Orleans Bowl	33

LONGEST KICKOFF RETURNS

(SINCE 1959)

PLAYER	OPPONENT (DATE)	BOWL	YDS
1. Rico Bussey	Troy (12/16/17)	New Orleans Bowl	53
2. Patrick Cobbs	Cincinnati (12/17/02)	New Orleans Bowl	50
3. Kaylon Horton	Boise State (12/17/22)	Frisco Bowl	46
4. Abner Haynes	New Mexico State (12/31/59)	Sun Bowl	40
5. Ja'Mel Branch	Cincinnati (12/17/02)	New Orleans Bowl	36
6. Terry Parks	New Mexico State (12/31/59)	Sun Bowl	32
7. Tyler Wilson	Army (12/27/16)	Heart of Dallas Bowl	30
8. Deion Hair-Griffin	Utah State (12/15/18)	New Mexico Bowl	29
Morris Rose	New Mexico State (12/31/59)	Sun Bowl	29
10. Kaylon Horton	Boise State (12/17/22)	Frisco Bowl	28
Ja'Mel Branch	Cincinnati (12/17/02)	New Orleans Bowl	28

PUNT RETURN YARDS

(SINCE 1959)

PLAYER	OPPONENT (DATE)	BOWL	YDS
1. Billy Christle	New Mexico State (12/31/59)	Sun Bowl	73
2. Brelan Chancellor	UNLV (1/1/14)	Heart of Dallas Bowl	16
3. Justin Claborn	Colorado State (12/17/01)	New Orleans Bowl	15
4. Ja'Mel Branch	Cincinnati (12/17/02)	New Orleans Bowl	11
5. Upton Stout	App State (12/21/20)	Myrtle Beach Bowl	10
6. Keegan Brewer	Utah State (12/15/18)	New Mexico Bowl	9
7. Jaelon Darden	Troy (12/16/17)	New Orleans Bowl	5
8. Loronzo Thompson	App State (12/21/20)	Myrtle Beach Bowl	2

PUNT RETURN TOUCHDOWNS

PLAYER	OPPONENT (DATE)	BOWL	TDS
1. Billy Christle	New Mexico State (12/31/59)	Sun Bowl	1



INDIVIDUAL BOWL RECORDS

KICKING

FIELD GOALS MADE

PLAYER	OPPONENT (DATE)	BOWL	FGM
1. Ethan Mooney	Boise State (12/17/22)	Frisco Bowl	1
Trevor Moore	Troy (12/16/17)	New Orleans Bowl	1
Trevor Moore	Army (12/27/16)	Heart of Dallas Bowl	1
Nick Bazaldua	Southern Miss (12/14/04)	New Orleans Bowl	1
Nick Bazaldua	Memphis (12/16/03)	New Orleans Bowl	1
Nick Bazaldua	Cincinnati (12/17/02)	New Orleans Bowl	1

LONGEST MADE FIELD GOALS

PLAYER	OPPONENT (DATE)	BOWL	YDS
1. Nick Bazaldua	Memphis (12/16/03)	New Orleans Bowl	47
2. Trevor Moore	Army (12/27/16)	Heart of Dallas Bowl	37
3. Nick Bazaldua	Cincinnati (12/17/02)	New Orleans Bowl	30
4. Ethan Mooney	Boise State (12/17/22)	Frisco Bowl	27
5. Trevor Moore	Troy (12/16/17)	New Orleans Bowl	24
Nick Bazaldua	Southern Miss (12/14/04)	New Orleans Bowl	24

EXTRA POINTS MADE

PLAYER	OPPONENT (DATE)	BOWL	XPM
1. Ethan Mooney	App State (12/21/20)	Myrtle Beach Bowl	4
Trevor Moore	Army (12/27/16)	Heart of Dallas Bowl	4
Zach Paul	UNLV (1/1/14)	Heart of Dallas Bowl	4
4. Ethan Mooney	Boise State (12/17/22)	Frisco Bowl	3
Trevor Moore	Troy (12/16/17)	New Orleans Bowl	3
Nick Bazaldua	Cincinnati (12/17/02)	New Orleans Bowl	3
7. Ethan Mooney	Miami (OH) (12/23/21)	Frisco Football Classic	2
Nick Bazaldua	Memphis (12/16/03)	New Orleans Bowl	2
Jason Ball	Colorado State (12/17/01)	New Orleans Bowl	2
Billy Dinkle	Pacific (12/21/46)	Optimist Bowl	2

PUNTS

(SINCE 1948)

PLAYER	OPPONENT (DATE)	BOWL	P
1. Brad Kadlubar	Southern Miss (12/14/04)	New Orleans Bowl	8
Brad Kadlubar	Memphis (12/16/03)	New Orleans Bowl	8
3. Brad Kadlubar	Cincinnati (12/17/02)	New Orleans Bowl	7
4. Alvin Kenworthy	Utah State (12/15/18)	New Mexico Bowl	6
Blake Macek	UNLV (1/1/14)	Heart of Dallas Bowl	6
6. Bernardo Rodriguez	Miami (OH) (12/23/21)	Frisco Football Classic	5
Bernardo Rodriguez	App State (12/21/20)	Myrtle Beach Bowl	5
8. Bernardo Rodriguez	Boise State (12/17/22)	Frisco Bowl	4
Blake Patterson	Troy (12/16/17)	New Orleans Bowl	4
Jason Ball	Colorado State (12/17/01)	New Orleans Bowl	4
Richard Nutt	Nevada (1/1/48)	Salad Bowl	4

PUNT YARDS

(SINCE 1948)

PLAYER	OPPONENT (DATE)	BOWL	YDS
1. Brad Kadlubar	Southern Miss (12/14/04)	New Orleans Bowl	344
2. Brad Kadlubar	Cincinnati (12/17/02)	New Orleans Bowl	322
3. Brad Kadlubar	Memphis (12/16/03)	New Orleans Bowl	298
4. Bernardo Rodriguez	Miami (OH) (12/23/21)	Frisco Football Classic	270
5. Blake Macek	UNLV (1/1/14)	Heart of Dallas Bowl	265
6. Alvin Kenworthy	Utah State (12/15/18)	New Mexico Bowl	248
7. Bernardo Rodriguez	App State (12/21/20)	Myrtle Beach Bowl	206
8. Richard Nutt	Nevada (1/1/48)	Salad Bowl	181
9. Blake Patterson	Troy (12/16/17)	New Orleans Bowl	160
10. Bernardo Rodriguez	Boise State (12/17/22)	Frisco Bowl	152

MISCELLANEOUS

ATTENDANCE

OPPONENT (DATE)	BOWL	VENUE (LOCATION)	ATT
1. Army (12/27/16)	Heart of Dallas Bowl	Cotton Bowl Stadium (Dallas, Texas)	39,117
2. UNLV (1/1/14)	Heart of Dallas Bowl	Cotton Bowl Stadium (Dallas, Texas)	38,380
3. Southern Miss (12/14/04)	New Orleans Bowl	The Superdome (New Orleans, La.)	27,253
4. Colorado St. (12/17/01)	New Orleans Bowl	The Superdome (New Orleans, La.)	27,004
5. Utah State (12/15/18)	New Mexico Bowl	University Stadium (Albuquerque, N.M.)	25,387
6. Memphis (12/16/03)	New Orleans Bowl	The Superdome (New Orleans, La.)	25,184
7. Troy (12/16/17)	New Orleans Bowl	The Superdome (New Orleans, La.)	24,904
8. Cincinnati (12/17/02)	New Orleans Bowl	The Superdome (New Orleans, La.)	19,024
9. New Mexico St. (12/31/59)	Sun Bowl	Kidd Field (El Paso, Texas)	14,000
10. Boise State (12/17/22)	Frisco Bowl	Toyota Stadium (Frisco, Texas)	12,211
11. Nevada (1/1/48)	Salad Bowl	Montgomery Stadium (Phoenix, Ariz.)	12,000
12. Miami (OH) (12/23/21)	Frisco Football Classic	Toyota Stadium (Frisco, Texas)	11,721
13. App State (12/21/20)	Myrtle Beach Bowl	Brooks Stadium (Conway, S.C.)	5,000
Pacific (12/21/46)	Optimist Bowl	Robertson Stadium (Houston, Texas)	5,000

LENGTH OF GAME

(SINCE 2001)

OPPONENT (DATE)	BOWL	VENUE (LOCATION)	TIME
1. Boise State (12/17/22)	Frisco Bowl	Toyota Stadium (Frisco, Texas)	4:06
2. Troy (12/16/17)	New Orleans Bowl	The Superdome (New Orleans, La.)	3:43
3. App State (12/21/20)	Myrtle Beach Bowl	Brooks Stadium (Conway, S.C.)	3:39
4. Utah State (12/15/18)	New Mexico Bowl	University Stadium (Albuquerque, N.M.)	3:29
Army (12/27/16)	Heart of Dallas Bowl	Cotton Bowl Stadium (Dallas, Texas)	3:29
6. Cincinnati (12/17/02)	New Orleans Bowl	The Superdome (New Orleans, La.)	3:28
7. UNLV (1/1/14)	Heart of Dallas Bowl	Cotton Bowl Stadium (Dallas, Texas)	3:27
8. Colorado State (12/17/01)	New Orleans Bowl	The Superdome (New Orleans, La.)	3:21
9. Memphis (12/16/03)	New Orleans Bowl	The Superdome (New Orleans, La.)	3:18
10. Miami (OH) (12/23/21)	Frisco Football Classic	Toyota Stadium (Frisco, Texas)	3:16
11. Southern Miss (12/14/04)	New Orleans Bowl	The Superdome (New Orleans, La.)	3:05

TEMPERATURE

(SINCE 2001, DOES NOT INCLUDE GAMES PLAYED INDOORS)

OPPONENT (DATE)	BOWL	VENUE (LOCATION)	TEMP
1. Miami (OH) (12/23/21)	Frisco Football Classic	Toyota Stadium (Frisco, Texas)	73°F
2. Army (12/27/16)	Heart of Dallas Bowl	Cotton Bowl Stadium (Dallas, Texas)	57°F
3. App State (12/21/20)	Myrtle Beach Bowl	Brooks Stadium (Conway, S.C.)	55°F
4. Utah State (12/15/18)	New Mexico Bowl	University Stadium (Albuquerque, N.M.)	46°F
UNLV (1/1/14)	Heart of Dallas Bowl	Cotton Bowl Stadium (Dallas, Texas)	46°F
6. Boise State (12/17/22)	Frisco Bowl	Toyota Stadium (Frisco, Texas)	39°F



HIGHEST SCORING QUARTERS/HALVES

MOST POINTS, ANY QUARTER

	DATE	OPPONENT	BOWL	FINAL	QTR	PTS
1.	1/1/2014	UNLV	Heart of Dallas Bowl	W, 36-14	4Q	22
2.	12/17/2022	Boise State	Frisco Bowl	L, 32-35	3Q	14
	12/23/2020	App State	Myrtle Beach Bowl	L, 28-56	2Q	14
	12/27/2016	Army	Heart of Dallas Bowl	L, 31-38 (OT)	2Q	14
	12/17/2002	Cincinnati	New Orleans Bowl	W, 24-19	2Q	14
	12/18/2001	Colorado State	New Orleans Bowl	L, 20-45	2Q	14
7.	12/16/2017	Troy	New Orleans Bowl	L, 30-50	2Q	13
8.	12/17/2022	Boise State	Frisco Bowl	L, 32-35	4Q	8
	12/31/1959	New Mexico St.	Sun Bowl	L, 8-28	3Q	8
10.	19 times, most recently:					7
	12/17/2022	Boise State	Frisco Bowl	L, 32-35	2Q	7

MOST POINTS, FIRST QUARTER

	DATE	OPPONENT	BOWL	FINAL	PTS
1.	12/27/2016	Army	Heart of Dallas Bowl	L, 31-38 (OT)	7
	12/16/2017	Troy	New Orleans Bowl	L, 30-50	7
	12/23/2021	Miami (OH)	Frisco Football Classic	L, 14-27	7
	12/15/2018	Utah State	New Mexico Bowl	L, 13-52	7
	1/1/2014	UNLV	Heart of Dallas Bowl	W, 36-14	7
6.	1/1/1948	Nevada	Salad Bowl	L, 6-13	6
7.	12/17/2002	Cincinnati	New Orleans Bowl	W, 24-19	3
	12/17/2022	Boise State	Frisco Bowl	L, 32-35	3
	12/16/2003	Memphis	New Orleans Bowl	L, 17-27	3

MOST POINTS, SECOND QUARTER

	DATE	OPPONENT	BOWL	FINAL	PTS
1.	12/23/2020	App State	Myrtle Beach Bowl	L, 28-56	14
	12/27/2016	Army	Heart of Dallas Bowl	L, 31-38 (OT)	14
	12/17/2002	Cincinnati	New Orleans Bowl	W, 24-19	14
	12/18/2001	Colorado State	New Orleans Bowl	L, 20-45	14
5.	12/16/2017	Troy	New Orleans Bowl	L, 30-50	13
6.	12/17/2022	Boise State	Frisco Bowl	L, 32-35	7
	12/23/2021	Miami (OH)	Frisco Football Classic	L, 14-27	7
	12/21/1946	Pacific	Optimist Bowl	W, 14-13	7
9.	12/14/2004	Southern Miss	New Orleans Bowl	L, 10-31	3

MOST POINTS, THIRD QUARTER

	DATE	OPPONENT	BOWL	FINAL	PTS
1.	12/17/2022	Boise State	Frisco Bowl	L, 32-35	14
2.	12/31/1959	New Mexico State	Sun Bowl	L, 8-28	8
3.	12/23/2020	App State	Myrtle Beach Bowl	L, 28-56	7
	12/27/2016	Army	Heart of Dallas Bowl	L, 31-38 (OT)	7
	1/1/2014	UNLV	Heart of Dallas Bowl	W, 36-14	7
	12/16/2003	Memphis	New Orleans Bowl	L, 17-27	7
	12/17/2002	Cincinnati	New Orleans Bowl	W, 24-19	7
	12/18/2001	Colorado State	New Orleans Bowl	L, 20-45	7
9.	12/15/2018	Utah State	New Mexico Bowl	L, 13-52	6
10.	12/16/2017	Troy	New Orleans Bowl	L, 30-50	3

MOST POINTS, FOURTH QUARTER

	DATE	OPPONENT	BOWL	FINAL	PTS
1.	1/1/2014	UNLV	Heart of Dallas Bowl	W, 36-14	22
2.	12/17/2022	Boise State	Frisco Bowl	L, 32-35	8
3.	12/23/2020	App State	Myrtle Beach Bowl	L, 28-56	7
	12/16/2017	Troy	New Orleans Bowl	L, 30-50	7
	12/14/2004	Southern Miss	New Orleans Bowl	L, 10-31	7
	12/16/2003	Memphis	New Orleans Bowl	L, 17-27	7
	12/21/1946	Pacific	Optimist Bowl	W, 14-13	7
8.	12/27/2016	Army	Heart of Dallas Bowl	L, 31-38 (OT)	3

MOST POINTS, ANY HALF

	DATE	OPPONENT	BOWL	FINAL	HALF	PTS
1.	1/1/2014	UNLV	Heart of Dallas Bowl	W, 36-14	2H	29
2.	12/17/2022	Boise State	Frisco Bowl	L, 32-35	2H	22
3.	12/27/2016	Army	Heart of Dallas Bowl	L, 31-38 (OT)	1H	21
4.	12/16/2017	Troy	New Orleans Bowl	L, 30-50	1H	20
5.	12/17/2002	Cincinnati	New Orleans Bowl	W, 24-19	1H	17
6.	12/23/2021	Miami (OH)	Frisco Football Classic	L, 14-27	1H	14
	12/23/2020	App State	Myrtle Beach Bowl	L, 28-56	2H	14
	12/23/2020	App State	Myrtle Beach Bowl	L, 28-56	1H	14
	12/16/2003	Memphis	New Orleans Bowl	L, 17-27	2H	14
	12/18/2001	Colorado State	New Orleans Bowl	L, 20-45	1H	14

MOST POINTS, FIRST HALF

	DATE	OPPONENT	BOWL	FINAL	PTS
1.	12/27/2016	Army	Heart of Dallas Bowl	L, 31-38 (OT)	21
2.	12/16/2017	Troy	New Orleans Bowl	L, 30-50	20
3.	12/17/2002	Cincinnati	New Orleans Bowl	W, 24-19	17
4.	12/23/2021	Miami (OH)	Frisco Football Classic	L, 14-27	14
	12/23/2020	App State	Myrtle Beach Bowl	L, 28-56	14
	12/18/2001	Colorado State	New Orleans Bowl	L, 20-45	14
7.	12/17/2022	Boise State	Frisco Bowl	L, 32-35	10
8.	12/15/2018	Utah State	New Mexico Bowl	L, 13-52	7
	1/1/2014	UNLV	Heart of Dallas Bowl	W, 36-14	7
	12/21/1946	Pacific	Optimist Bowl	W, 14-13	7
11.	1/1/1948	Nevada	Salad Bowl	L, 6-13	6
12.	12/14/2004	Southern Miss	New Orleans Bowl	L, 10-31	3
	12/16/2003	Memphis	New Orleans Bowl	L, 17-27	3

MOST POINTS, SECOND HALF

	DATE	OPPONENT	BOWL	FINAL	PTS
1.	1/1/2014	UNLV	Heart of Dallas Bowl	W, 36-14	29
2.	12/17/2022	Boise State	Frisco Bowl	L, 32-35	22
3.	12/23/2020	App State	Myrtle Beach Bowl	L, 28-56	14
	12/16/2003	Memphis	New Orleans Bowl	L, 17-27	14
5.	12/16/2017	Troy	New Orleans Bowl	L, 30-50	10
	12/27/2016	Army	Heart of Dallas Bowl	L, 31-38 (OT)	10
7.	12/31/1959	New Mexico State	Sun Bowl	L, 8-28	8
8.	12/14/2004	Southern Miss	New Orleans Bowl	L, 10-31	7
	12/17/2002	Cincinnati	New Orleans Bowl	W, 24-19	7
	12/18/2001	Colorado State	New Orleans Bowl	L, 20-45	7
	12/21/1946	Pacific	Optimist Bowl	W, 14-13	7
12.	12/15/2018	Utah State	New Mexico Bowl	L, 13-52	6



BOWL GAME OFFENSIVE SCORING DRIVE SUPERLATIVES (SINCE 1995, FBS ERA)

LONGEST DRIVES (BY TIME)

DATE	OPPONENT	BOWL	SCORE	PLAYS	YDS	TOP
1. 12/18/2001	Colorado State	New Orleans Bowl	TD	12	80	6:08
2. 12/16/2017	Troy	New Orleans Bowl	FG	13	59	5:57
3. 1/1/2014	UNLV	Heart of Dallas Bowl	TD	10	75	5:31
4. 12/17/2022	Boise State	Frisco Bowl	FG	11	60	5:30
5. 12/16/2003	Memphis	New Orleans Bowl	FG	10	51	5:16
6. 1/1/2014	UNLV	Heart of Dallas Bowl	TD	12	60	5:11
7. 12/15/2018	Utah State	New Mexico Bowl	TD	10	78	4:44
8. 1/1/2014	UNLV	Heart of Dallas Bowl	TD	12	74	4:44
9. 12/21/2020	App State	Myrtle Beach Bowl	TD	12	75	4:26
10. 12/23/2021	Miami (OH)	Frisco Football Classic	TD	12	75	4:21

LONGEST DRIVES (BY PLAYS)

DATE	OPPONENT	BOWL	SCORE	YARDS	TOP	PLAYS
1. 12/16/2017	Troy	New Orleans Bowl	FG	59	5:57	13
2. 12/23/2021	Miami (OH)	Frisco Football Classic	TD	75	4:21	12
12/21/2020	App State	Myrtle Beach Bowl	TD	75	4:26	12
1/1/2014	UNLV	Heart of Dallas Bowl	TD	60	5:11	12
1/1/2014	UNLV	Heart of Dallas Bowl	TD	74	4:44	12
12/18/2001	Colorado State	New Orleans Bowl	TD	80	6:08	12
7. 12/17/2022	Boise State	Frisco Bowl	FG	60	5:30	11
12/17/2022	Boise State	Frisco Bowl	TD	90	3:38	11
12/16/2017	Troy	New Orleans Bowl	TD	75	4:07	11
12/21/2020	App State	Myrtle Beach Bowl	TD	74	2:52	11
12/27/2016	Army	Heart of Dallas Bowl	FG	50	1:50	11
12/14/2004	Southern Miss	New Orelans Bowl	TD	80	1:26	11

LONGEST DRIVES (BY YARDS)

DATE	OPPONENT	BOWL	SCORE	PLAYS	TOP	YARDS
1. 12/17/2022	Boise State	Frisco Bowl	TD	11	3:38	90
12/23/2021	Miami (OH)	Frisco Football Classic	TD	10	3:21	90
3. 12/16/2003	Memphis	New Orleans Bowl	TD	5	1:55	86
4. 12/27/2016	Army	Heart of Dallas Bowl	TD	9	4:02	83
5. 12/14/2004	Southern Miss	New Orelans Bowl	TD	11	1:26	80
12/18/2001	Colorado State	New Orleans Bowl	TD	12	6:08	80
7. 12/15/2018	Utah State	New Mexico Bowl	TD	10	4:44	78
8. 12/23/2021	Miami (OH)	Frisco Football Classic	TD	12	4:21	75
12/21/2020	App State	Myrtle Beach Bowl	TD	12	4:26	75
12/21/2020	App State	Myrtle Beach Bowl	TD	9	2:51	75
12/21/2020	App State	Myrtle Beach Bowl	TD	9	2:02	75
12/15/2018	Utah State	New Mexico Bowl	TD	1	0:10	75
12/16/2017	Troy	New Orleans Bowl	TD	11	4:07	75
1/1/2014	UNLV	Heart of Dallas Bowl	TD	10	5:31	75

LONGEST TOUCHDOWN DRIVES (BY TIME)

DATE	OPPONENT	BOWL	SCORE	PLAYS	YDS	TOP
1. 12/18/2001	Colorado State	New Orleans Bowl	TD	12	80	6:08
2. 1/1/2014	UNLV	Heart of Dallas Bowl	TD	10	75	5:31
3. 1/1/2014	UNLV	Heart of Dallas Bowl	TD	12	60	5:11
4. 12/15/2018	Utah State	New Mexico Bowl	TD	10	78	4:44
1/1/2014	UNLV	Heart of Dallas Bowl	TD	12	74	4:44
6. 12/21/2020	App State	Myrtle Beach Bowl	TD	12	75	4:26
7. 12/23/2021	Miami (OH)	Frisco Football Classic	TD	12	75	4:21
8. 12/17/2022	Boise State	Frisco Bowl	TD	10	71	4:02
9. 1/1/2014	UNLV	Heart of Dallas Bowl	TD	8	42	3:55
10. 12/17/2022	Boise State	Frisco Bowl	TD	11	90	3:38

LONGEST TOUCHDOWN DRIVES (BY PLAYS)

DATE	OPPONENT	BOWL	SCORE	YARDS	TOP	PLAYS
1. 12/23/2021	Miami (OH)	Frisco Football Classic	TD	75	4:21	12
12/21/2020	App State	Myrtle Beach Bowl	TD	75	4:26	12
1/1/2014	UNLV	Heart of Dallas Bowl	TD	60	5:11	12
1/1/2014	UNLV	Heart of Dallas Bowl	TD	74	4:44	12
12/18/2001	Colorado State	New Orleans Bowl	TD	80	6:08	12
6. 12/17/2022	Boise State	Frisco Bowl	TD	90	3:38	11
12/16/2017	Troy	New Orleans Bowl	TD	75	4:07	11
12/21/2020	App State	Myrtle Beach Bowl	TD	74	2:52	11
12/14/2004	Southern Miss	New Orelans Bowl	TD	80	1:26	11

LONGEST FIELD GOAL DRIVES (BY TIME)

DATE	OPPONENT	BOWL	SCORE	PLAYS	YDS	TOP
1. 12/16/2017	Troy	New Orleans Bowl	FG	13	59	5:57
2. 12/17/2022	Boise State	Frisco Bowl	FG	11	60	5:30
3. 12/16/2003	Memphis	New Orleans Bowl	FG	10	51	5:16
4. 12/14/2004	Southern Miss	New Orelans Bowl	FG	6	12	2:18
5. 12/17/2002	Cincinatti	New Orleans Bowl	FG	9	58	2:10
6. 12/27/2016	Army	Heart of Dallas Bowl	FG	11	50	1:50

LONGEST FIELD GOAL DRIVES (BY PLAYS)

DATE	OPPONENT	BOWL	SCORE	YARDS	TOP	PLAYS
1. 12/16/2017	Troy	New Orleans Bowl	FG	59	5:57	13
2. 12/17/2022	Boise State	Frisco Bowl	FG	60	5:30	11
12/27/2016	Army	Heart of Dallas Bowl	FG	50	1:50	11
4. 12/16/2003	Memphis	New Orleans Bowl	FG	51	5:16	10
5. 12/17/2002	Cincinatti	New Orleans Bowl	FG	58	2:10	9
6. 12/14/2004	Southern Miss	New Orelans Bowl	FG	12	2:18	6

LONGEST FIELD GOAL DRIVES (BY YARDS)

DATE	OPPONENT	BOWL	SCORE	PLAYS	TOP	YARDS
1. 12/17/2022	Boise State	Frisco Bowl	FG	11	5:30	60
2. 12/16/2017	Troy	New Orleans Bowl	FG	13	5:57	59
3. 12/17/2002	Cincinatti	New Orleans Bowl	FG	9	2:10	58
4. 12/16/2003	Memphis	New Orleans Bowl	FG	10	5:16	51
5. 12/27/2016	Army	Heart of Dallas Bowl	FG	11	1:50	50
6. 12/14/2004	Southern Miss	New Orelans Bowl	FG	6	2:18	12

LONGEST ONE-PLAY DRIVES (BY YARDS)

DATE	OPPONENT	BOWL	SCORE	PLAYS	TOP	YARDS
1. 12/15/2018	Utah State	New Mexico Bowl	TD	1	0:10	75
2. 12/27/2016	Army	Heart of Dallas Bowl	TD	1	0:05	18

SHORTEST DRIVES (BY TIME)

DATE	OPPONENT	BOWL	SCORE	PLAYS	YDS	TOP
1. 12/27/2016	Army	Heart of Dallas Bowl	TD	1	18	0:05
2. 12/15/2018	Utah State	New Mexico Bowl	TD	1	75	0:10
3. 12/18/2001	Colorado State	New Orleans Bowl	TD	5	57	0:27
4. 12/18/2001	Colorado State	New Orleans Bowl	TD	4	11	0:49
5. 12/17/2022	Boise State	Frisco Bowl	TD	4	51	1:11
6. 12/14/2004	Southern Miss	New Orelans Bowl	TD	11	80	1:26
7. 12/16/2017	Troy	New Orleans Bowl	TD	6	41	1:34
8. 1/1/2014	UNLV	Heart of Dallas Bowl	TD	3	16	1:39
9. 12/27/2016	Army	Heart of Dallas Bowl	TD	6	68	1:40
10. 12/27/2016	Army	Heart of Dallas Bowl	FG	11	50	1:50

SHORTEST DRIVES (BY YARDS)

DATE	OPPONENT	BOWL	SCORE	PLAYS	TOP	YARDS
1. 12/18/2001	Colorado State	New Orleans Bowl	TD	4	0:49	11
2. 12/14/2004	Southern Miss	New Orelans Bowl	FG	6	2:18	12
3. 1/1/2014	UNLV	Heart of Dallas Bowl	TD	3	1:39	16
4. 12/27/2016	Army	Heart of Dallas Bowl	TD	1	0:05	18
5. 12/16/2017	Troy	New Orleans Bowl	TD	6	1:34	41
6. 1/1/2014	UNLV	Heart of Dallas Bowl	TD	8	3:55	42
7. 12/27/2016	Army	Heart of Dallas Bowl	FG	11	1:50	50
8. 12/17/2022	Boise State	Frisco Bowl	TD	4	1:11	51
12/16/2003	Memphis	New Orleans Bowl	FG	10	5:16	51
10. 12/18/2001	Colorado State	New Orleans Bowl	TD	5	0:27	57

SHORTEST TOUCHDOWN DRIVES (BY YARDS)

DATE	OPPONENT	BOWL	SCORE	PLAYS	TOP	YARDS
1. 12/18/2001	Colorado State	New Orleans Bowl	TD	4	0:49	11
2. 1/1/2014	UNLV	Heart of Dallas Bowl	TD	3	1:39	16
3. 12/27/2016	Army	Heart of Dallas Bowl	TD	1	0:05	18
4. 12/16/2017	Troy	New Orleans Bowl	TD	6	1:34	41
5. 1/1/2014	UNLV	Heart of Dallas Bowl	TD	8	3:55	42
6. 12/17/2022	Boise State	Frisco Bowl	TD	4	1:11	51
7. 12/18/2001	Colorado State	New Orleans Bowl	TD	5	0:27	57
8. 12/16/2003	Memphis	New Orleans Bowl	TD	5	1:56	58
9. 12/16/2017	Troy	New Orleans Bowl	TD	8	3:33	60
1/1/2014	UNLV	Heart of Dallas Bowl	TD	12	5:11	60



THE LAST TIME A UNT PLAYER...

INDIVIDUAL RUSHING

Rushed for 100+ yards	120, Tre Siggers vs. App State (Myrtle Beach Bowl, 12/21/20)
Had 20+ rushing attempts	21, Ikaika Ragsdale vs. Boise State (Frisco Bowl, 12/17/22)
Had 25+ rushing attempts	26, Oscar Adaway III vs. App State (Myrtle Beach Bowl, 12/21/20)
Rushed for 2+ TDs	2, Ikaika Ragsdale vs. Boise State (Frisco Bowl, 12/17/22)

INDIVIDUAL PASSING

Passed for 250+ yards	251, Jason Bean vs. App State (Myrtle Beach Bowl, 12/21/20)
Passed for 300+ yards	303, Mason Fine vs. Troy (New Orleans Bowl, 12/16/17)
Passed for 3+ TDs	3, Mason Fine vs. Troy (New Orleans Bowl, 12/16/17)
Had 30+ completions	30, Mason Fine vs. Troy (New Orleans Bowl, 12/16/17)
Had 40+ attempts	54, Mason Fine vs. Troy (New Orleans Bowl, 12/16/17)
Had 50+ attempts	54, Mason Fine vs. Troy (New Orleans Bowl, 12/16/17)
Had a 50+ yard passing play	53, Austin Aune to Jordan Smart vs. Boise State (Frisco Bowl, 12/17/22)
Had a 60+ yard passing play	75, Kason Martin to Jalen Guyton vs. Utah State (New Mexico Bowl, 12/15/18)*
Had a 70+ yard passing play	75, Kason Martin to Jalen Guyton vs. Utah State (New Mexico Bowl, 12/15/18)*

INDIVIDUAL RECEIVING

Had 100+ receiving yards	131, Austin Ogumakin vs. App State (Myrtle Beach Bowl, 12/21/20)
Had 2+ receiving TDs	2, Loronzo Thompson vs. App State (Myrtle Beach Bowl, 12/21/20)

* Scored a touchdown on the play

INDIVIDUAL DEFENSE

Had 10+ tackles	11 (8 solo/3 assist), Larry Nixon III vs. Boise State (Frisco Bowl, 12/17/22)
Had 2+ tackles for loss	2.0, Grayson Murphy vs. Miami (OH) (Frisco Football Classic, 12/23/21)
Had 3+ tackles for loss	3.0, Brandon Kennedy; 3.0, Evan Cardwell; 3.0, Michael Pruitt vs. Memphis (New Orleans Bowl, 12/16/03)
Had an interception	1, Nate Brooks vs. Utah State (New Mexico Bowl, 12/15/18)
Returned an interception for a TD	20 yards by Jeremy Pearl vs. Cincinnati (New Orleans Bowl, 12/17/02)
Returned a fumble for a TD	56 yards by Colton McDonald vs. Troy (New Orleans Bowl, 12/16/17)

INDIVIDUAL SPECIAL TEAMS

Had a 50+ yard punt	70, Bernardo Rodriguez vs. Miami (OH) (Frisco Football Classic, 12/23/21)
Had a 60+ yard punt	70, Bernardo Rodriguez vs. Miami (OH) (Frisco Football Classic, 12/23/21)
Returned a punt for a TD	73 yards by Billy Christle vs. New Mexico State (Sun Bowl, 12/31/59)
Blocked a punt	Justin Claborn vs. Colorado State (New Orleans Bowl, 12/17/01)

BOWL HISTORY



THE LAST TIME A UNT OPPONENT...

RUSHING OFFENSE

Rushed for 150+ yards	318, Boise State (Frisco Bowl, 12/17/22)
Rushed for 200+ yards	318, Boise State (Frisco Bowl, 12/17/22)
Rushed for 250+ yards	318, Boise State (Frisco Bowl, 12/17/22)
Rushed for 300+ yards	318, Boise State (Frisco Bowl, 12/17/22)
Rushed for 400+ yards	500, App State (Myrtle Beach Bowl, 12/21/20)
Rushed for 500+ yards	500, App State (Myrtle Beach Bowl, 12/21/20)

PASSING OFFENSE

Passed for 300+ yards	359, Utah State (New Mexico Bowl, 12/15/18)
-----------------------	---

TOTAL OFFENSE

Had 400+ yards of total offense	455, Boise State (Frisco Bowl, 12/17/22)
Had 450+ yards of total offense	455, Boise State (Frisco Bowl, 12/17/22)
Had 500+ yards of total offense	636, App State (Myrtle Beach Bowl, 12/21/20)
Had 600+ yards of total offense	636, App State (Myrtle Beach Bowl, 12/21/20)

INDIVIDUAL RUSHING

Had a player rush for 100+ yards	178, Ashton Jeanty; 119, Taylen Green, Boise State (Frisco Bowl, 12/17/22)
Had 2 players rush for 100+ yards	178, Ashton Jeanty; 119, Taylen Green, Boise State (Frisco Bowl, 12/17/22)
Had a player rush for 150+ yards	178, Ashton Jeanty, Boise State (Frisco Bowl, 12/17/22)
Had a player rush for 200+ yards	317, Camerun Peoples, App State (Myrtle Beach Bowl, 12/21/20)
Had a player rush for 300+ yards	317, Camerun Peoples, App State (Myrtle Beach Bowl, 12/21/20)
Had a quarterback rush for 100+ yards	119, Taylen Green, Boise State (Frisco Bowl, 12/17/22)
Had a player rush for 2+ TDs	2, Taylen Green, Boise State (Frisco Bowl, 12/17/22)
Had a player rush for 3+ TDs	5, Camerun Peoples, App State (Myrtle Beach Bowl, 12/21/20)
Had a player rush for 4+ TDs	5, Camerun Peoples, App State (Myrtle Beach Bowl, 12/21/20)
Had a player rush for 5+ TDs	5, Camerun Peoples, App State (Myrtle Beach Bowl, 12/21/20)

INDIVIDUAL RECEIVING

Had a player catch 10+ passes	11, Damion Willis, Troy (New Orleans Bowl, 12/16/17)
Had a player receive 100+ yards	116, Jack Sorenson, Miami (OH) (Frisco Football Clasic, 12/23/21)
Had 2 players receive 100+ yards	151, Jalen Green; 109, Aaren Vaughns, Utah State (New Mexico Bowl, 12/15/18)
Had a player receive 2+ TDs	2, Henry Pearson, App State (Myrtle Beach Bowl, 12/21/20)

SCORING

Scored 30+ points	35, Boise State (Frisco Bowl, 12/17/22)
Scored 40+ points	56, App State (Myrtle Beach Bowl, 12/21/20)
Scored 50+ points	56, App State (Myrtle Beach Bowl, 12/21/20)

MISC.

Returned an INT for a TD	62 yards by Michael Boley, Southern Miss (New Orleans Bowl, 12/14/04)
Returned a fumble for a TD	43 yards by Franklin Callicott, Cincinnati (New Orleans Bowl, 12/17/02)
Returned a blocked punt for a TD	0 yards by Justin Gallimore, Colorado State (New Orleans Bowl, 12/17/01)
Blocked a punt	Justin Gallimore, Colorado State (New Orleans Bowl, 12/17/01)
Blocked a PAT	Baron Gajkowski, Utah State (New Mexico Bowl, 12/15/18)
Scored a 2-point conversion	Pass, Mason Hutton, Boise State (12/17/22)



THE LAST TIME UNT...

SCORING

Scored 30 or more points	32 vs. Boise State (Frisco Bowl, 12/17/22)
Scored 35 or more points	36 vs. UNLV (Heart of Dallas Bowl, 1/1/14)

TOTAL OFFENSE

Had 30+ First Downs	30 vs. App State (Myrtle Beach Bowl, 12/21/20)
Had more than 400 total yards	435 vs. Boise State (Frisco Bowl, 12/17/22)
Had more than 450 total yards	497 vs. App State (Myrtle Beach Bowl, 12/21/20)
Had a 100+ yard rusher and 100+ yard receiver	120, Tre Siggers; 131, Austin Ogumakin vs. App State (Myrtle Beach Bowl, 12/21/20)
Had a player with a rushing and receiving TD in the same game	Jeffery Wilson vs. Army (Heart of Dallas Bowl, 12/27/16)

RUSHING OFFENSE

Rushed for 200 or more yards	230 vs. App State (Myrtle Beach Bowl, 12/21/20)
Rushed for 3+ touchdowns	3 vs. UNLV (Heart of Dallas Bowl, 1/1/14)
Had 2+ players rush for TD	1, Austin Aune; 1, Isaiah Johnson vs. Miami (OH) (Frisco Football Classic, 12/23/21)

PASSING OFFENSE

Passed for 300 or more yards	303 vs. Troy (New Orleans Bowl, 12/16/17)
Passed for 3+ touchdowns	3 vs. App State (Myrtle Beach Bowl, 12/21/20)
Had 3+ players with receiving TD	1, Bussey Jr.; 1, Lawrence; 1, Smiley vs. Troy (New Orleans Bowl, 12/16/17)

TEAM DEFENSE

Had 90+ tackles	93 (59 solo-34 assist) vs. Army (Heart of Dallas Bowl, 12/27/16)
Had 5+ sacks	5 vs. UNLV (Heart of Dallas Bowl, 1/1/14)
Had 10+ tackles-for-loss	16 vs. Memphis (New Orleans Bowl, 12/16/03)
Had 15+ tackles-for-loss	16 vs. Memphis (New Orleans Bowl, 12/16/03)
Forced 4+ fumbles	4 vs. New Mexico State (Sun Bowl, 12/31/59)
Had 3+ interceptions	5 vs. Cincinnati (New Orleans Bowl, 12/17/02)
Forced 4+ turnovers	5 vs. Cincinnati (New Orleans Bowl, 12/17/02)
Allowed fewer than 300 total yards	262 vs. UNLV (Heart of Dallas Bowl, 1/1/14)

SCORING DEFENSE

Allowed 20 or fewer points	14 vs. UNLV (Heart of Dallas Bowl, 1/1/14)
Shutout an opponent in a half	First half, vs. Pacific (Optimist Bowl, 12/21/46)

RUSHING DEFENSE

Allowed 80 or fewer rushing yards	66 vs. UNLV (Heart of Dallas Bowl, 1/1/14)
Allowed 100 or fewer rushing yards	66 vs. UNLV (Heart of Dallas Bowl, 1/1/14)

PASSING DEFENSE

Allowed 50 or fewer passing yards	44 vs. Pacific (Optimist Bowl, 12/21/46)
Allowed 100 or fewer passing yards	53 vs. Army (Heart of Dallas Bowl, 12/27/16)
Allowed 150 or fewer passing yards	137 vs. Boise State (Frisco Bowl, 12/17/22)
Allowed 200 or fewer passing yards	137 vs. Boise State (Frisco Bowl, 12/17/22)

MISCELLANEOUS TEAM

Scored a 2-point conversion	Rush, Austin Aune vs. Boise State (Frisco Bowl, 12/17/22)
Scored a game-winning TD with less than 1:00 remaining	0:09, 9-yard pass, Louis Reinzi from Billy Dinkle vs. Pacific (Optimist Bowl, 12/21/24)

BOWL HISTORY



NOTES