



UNT

MEAN GREEN

2023-24 MEN'S BASKETBALL

GAME NOTES

SCHEDULE RESULTS

Overall: 5-5 • Home: 4-0 • Away: 0-1 • Neutral: 1-4

AAC: 0-0 • Home: 0-0 • Away: 0-0

DATE	OPPONENT	TIME/RESULT
Nov. 07	Northern Iowa (ESPN+)	W, 83-77(OT)
Nov. 11	Omaha (ESPN+)	W, 75-64
Nov. 16	! vs. (RV) St. John's (ESPNU)	L, 53-52
Nov. 17	! vs. LSU (ESPNU)	L, 66-62
Nov. 19	! vs. Towson (ESPN+)	W, 65-39
Nov. 26	Angelo State (ESPN+)	W, 79-50
Dec. 02	Mississippi Valley St. (ESPN+)	W, 79-48
Dec. 05	at Boise State (Mountain West Network)	L, 69-64
Dec. 10	^ vs. Fordham (YES Network)	L, 60-59
Dec. 17	+ vs. Mississippi State (ESPN+)	L, 72-54
Dec. 23	UT Arlington (ESPN+)	1:00 pm
Dec. 30	LSU Shreveport (ESPN+)	1:00 pm
Jan. 04	*at Wichita State (ESPN2)	8:00 pm
Jan. 06	*Tulane (ESPNU)	1:00 pm
Jan. 13	*Temple (ESPNU)	5:00 pm
Jan. 17	*at East Carolina (ESPN+)	5:00 pm
Jan. 20	*at Charlotte (ESPN+)	3:00 pm
Jan. 25	*SMU (ESPN2)	6:00 pm
Jan. 28	*at FAU (ESPN2)	Noon
Jan. 31	*UAB (ESPNU)	8:00 pm
Feb. 03	*South Florida (ESPN+)	5:00 pm
Feb. 07	*at Tulsa (ESPN+)	7:00 pm
Feb. 11	*at SMU (ESPN2 or ESPNU)	1:00 pm
Feb. 15	*Memphis (ESPN+)	7:00 pm
Feb. 18	*at UAB (ESPN+)	2:00 pm
Feb. 24	*UTSA (ESPNU)	3:00 pm
Feb. 28	*at Tulane (ESPN+)	6:00 pm
Mar. 03	*East Carolina (ESPN+)	2:00 pm
Mar. 06	*FAU (ESPN+)	7:00 pm
Mar. 09	*at Rice (ESPN+)	7:00 pm
Mar. 13	AAC Tournament First Round	TBD
Mar. 14	AAC Tournament Second Round	TBD
Mar. 15	AAC Tournament Quarterfinals	TBD
Mar. 16	AAC Tournament Semifinals	TBD
Mar. 17	AAC Tournament Championship	TBD

*AAC Game | ! Charleston Classic | ^ NABC Brooklyn Classic
+ Played in Tupelo, MS | 2024 AAC Tournament (Ft. Worth, TX)

MATCHUP



North Texas Mean Green (5-5, 0-0 AAC)

Head Coach: Ross Hodge, 1st season overall (5-5); 1st season as HC at UNT (5-5)

VS



UT Arlington Mavericks (6-5, 1-1 WAC)

Head Coach: K.T. Turner, 1st season overall (6-5); 1st season at UTA (6-5)

Date / Time _____ Dec. 23, 2023 / 1:00 PM CT
Site / Venue _____ Denton, TX / The Super Pit (10,500)
TV _____ ESPN+
PxP _____ Kyle Youmans
Analyst _____ DJ Draper
Radio _____ Mean Green Sports Network / The Varsity Network
PxP _____ Dave Barnett
Analyst _____ Hank Dickenson
Host _____ Zac Babb

Series History

Overall	UNT Leads 32-26
In Denton	UNT Leads 21-9
In Arlington	UTA Leads 16-11
Neutral Site	UTA Leads 1-0
Last Meeting	UNT 60, UTA 57
(Arlington, TX, 12/6/22)	
Streak	UNT W4

» UNT is coming off the most successful season in program history. Last year, the Mean Green won a program record 31 games, tied the program record for conference wins with 16 and won the 2023 NIT championship.

» UNT is now led by first-year head coach Ross Hodge who was elevated to the position following last season. Hodge was UNT's associate head coach for all six seasons prior to being promoted. This is Hodge's first NCAA head coaching job. He was a two-time junior college head coach from 2006-11 at Paris JC and then Midland JC.

» In each of the previous two seasons the Mean Green led the nation in scoring defense. Between the 2021-22 season and 2022-23 season combined UNT's defense held opponents to 55.7 ppg.

» Since the start of the 2021-22 season, North Texas has the nation's ninth-best overall combined winning percentage (.772)

» UNT returns three starters from its NIT championship team, however, only returns 30 percent of its scoring. North Texas' top three scorers from last year are gone and five of their top seven scorers are gone. Aaron Scott is UNT's top returning scoring. The junior averaged 7.0 ppg last season.

» UNT has lost five games, four are by five points or less and two are by just a single point. UNT is undefeated at home this season and in three of its four home games they won by double digits.

» UNT owns the nation's No. 7 scoring defense as they are holding its 10 opponents so far to 59.8 points per game.

» Through 10 games, UNT owns the nation's 3rd-most deliberate offense. UNT averages 62.6 possessions/40 mins. UNT led the nation in most deliberate offense each of the previous two years.

» UNT is on a 12-game home winning streak.

PROBABLE NORTH TEXAS STARTERS (BASED ON LAST GAME)

Pos.	No.	Name	Ht.	Wt.	Cl.	Hometown (High School)	PPG	RPG	APG	Blk	Stl	FG%	FT%
G	00	John Buggs III	6-2	185	R-Jr.	Homer, LA (UTSA / Summerfield HS)	6.2	3.1	0.8	0.1	0.4	.382	1.000
W	1	Aaron Scott	6-7	200	Jr.	Spring, TX (Legacy School of Sport Sciences)	12.9	5.5	0.9	1.4	1.2	.449	.909
F	14	Moulaye Sissoko	6-9	250	R-Jr.	Bamako, Mali (Dayton / Lincoln Academy (Ga.))	4.3	5.8	0.2	0.0	0.0	.613	.625
G	15	Rubin Jones	6-5	190	Sr.	Houston, TX (Jack Yates HS)	12.0	3.1	4.0	0.3	1.6	.389	.750
G	22	CJ Noland	6-4	215	Jr.	Waxahachie, TX (Oklahoma / Waxahachie HS)	7.5	2.1	1.4	0.3	1.1	.413	.700
G	2	Jason Edwards	6-0	170	Soph.	Atlanta, GA (Dodge City CC / Parkview HS)	14.5	1.7	1.2	0.1	0.8	.402	.882
F	10	Robert Allen	6-9	225	R-Sr.	Orlando, FL (Ole Miss / Edgewater HS)	5.2	7.8	0.9	0.7	0.9	.500	.667
G	23	Matthew Stone	6-4	200	Jr.	Kingfisher, OK (Kingfisher HS)	3.0	2.0	0.5	0.0	0.6	.522	.000

PROBABLE UT-ARLINGTON STARTERS (BASED ON LAST GAME)

Pos.	No.	Name	Ht.	Wt.	Cl.	Hometown (High School)	PPG	RPG	APG	Blk	Stl	FG%	FT%
G	1	Phillip Russell	5-10	165	Jr.	St. Louis, MO. (SEMO / Saint Louis)	23.0	0.0	4.5	0.0	2.5	.400	.824
G	2	Makaih Williams	6-1	185	Fr.	Long Beach, CA. (Furture College Prep)	8.3	2.5	3.8	0.3	0.7	.381	.750
G	3	DaJuan Gordon	6-5	195	Gr.	Chicago, IL. (Kansas St. / Missouri / New Mexico St.)	10.6	8.4	3.0	0.1	1.6	.358	.781
F	11	Dwayne Koroma	6-8	205	R-So.	Berlin, GER. (Salt Lake CC / Iona College)	5.5	4.7	1.4	0.2	0.6	.595	.579
F	22	Shemar Wilson	6-9	215	Sr.	Avondale, AZ. (Phoenix College / Tolleson Union)	13.4	9.1	1.0	1.9	0.8	.521	.672
G	0	Aaron Cash	6-6	210	Gr.	San Francisco, CA. (Grayson College / Texas A&M)	5.1	3.8	0.8	0.3	1.0	.522	1.000
G	4	Akili Vining	6-2	185	Gr.	Ft. Worth, TX. (Texas Wesleyan / West Florida)	7.6	2.5	2.2	0.1	0.6	.423	.917
G	5	Brandyn Talbot	6-5	181	Jr.	Toronto, ON. (Dream City Christian)	7.0	2.1	2.1	0.0	0.5	.394	1.000
G	13	Kade Douglas	6-2	170	Gr.	Lancaster, TX. (Lancaster HS)	8.0	1.6	1.6	0.1	0.1	.413	.667
G	30	Fabio Basili	6-4	175	So.	Orlando, FL. (Louisville / Oak Ridge HS)	3.9	1.3	1.5	0.2	0.2	.517	.800

2023 NIT CHAMPIONS

NCAA TOURNAMENT: 2021, 2010, 2007, 1988

2023-24 ROSTER

NUMERICAL

No.	Name	Pos.	Ht.	Weight	Class	Experience	Hometown/High School (Previous School)
00	John Buggs III	Guard	6-2	185 lbs	R-Junior	TR	Homer, Louisiana / Summerfield HS (UTSA)
1	Aaron Scott	Guard/Forward	6-7	200 lbs	Junior	2L	Spring, Texas / Legacy School of Sport Sciences
2	Jason Edwards	Guard	6-0	170 lbs	Sophomore	TR	Atlanta, Georgia / Parkview HS (Dodge CC)
3	Christian Moore	Guard	5-11	170 lbs	Sophomore	1L	Jacksonville, Arkansas / Jacksonville HS
4	Alex Cotton	Guard	6-4	195 lbs	Freshman	HS	Carrollton, Texas / Hebron HS
5	Rondel Walker	Guard	6-5	180 lbs	Junior	TR	Midwest City, Oklahoma / Putnam City West HS (TCU)
10	Robert Allen	Forward	6-9	225 lbs	R-Senior	TR	Orlando, Florida / Edgewater HS (Ole Miss)
13	Terrance Dixon Jr.	Forward	6-8	235 lbs	Sophomore	TR	Lawrenceville, Georgia / Bella Vista Prep (Kilgore College)
14	Moulaye Sissoko	Forward	6-9	250 lbs	R-Junior	1L	Bamako, Mali / Lincoln Academy (Dayton)
15	Rubin Jones	Guard	6-5	190 lbs	Senior	3L	Houston, Texas / Jack Yates HS
20	Grayson Allo*	Guard	6-5	185 lbs	R-Sophomore	1L	Carrollton, Texas / Hebron HS
21	Chris Morgan	Forward	6-8	220 lbs	R-Sophomore	1L	DeSoto, Texas / Lancaster HS
22	CJ Noland	Guard	6-4	215 lbs	Junior	TR	Waxahachie, Texas / Waxahachie HS (Oklahoma)
23	Matthew Stone	Guard	6-4	200 lbs	Junior	2L	Kingfisher, Oklahoma / Kingfisher HS

* Walk on

STAFF

Head Coach: Ross Hodge (Texas A&M - Commerce, 2003), 1st season as Head Coach / 7th season overall

Assistant Coach: Johnnt Estelle (Texas A&M - Kingsville, 1998), 1st season

Assistant Coach: Phil Forte (Oklahoma State, 2017), 1st season

Assistant Coach: Jase Herl (Colorado Mesa, 2010), 1st season

Director for Basketball Operations: Andre Shaw (Western New England, 2013), 3rd season

On-Court Assistant Coach: Mike Randle (Eastern New Mexico State, 2015), 1st season

Director of Scouting, Video and Analytics: Louie Al-Hafidh (USC, 2013), 4th season

Strength and Conditioning Coach: Jason Martinez (Manhattan College, 2017), 1st season

Athletic Trainer: Mathew Donello (Colorado Mesa, 2016), 2nd season

Nutritionist: Kristina Parrish (Purdue, 2017), 1st season

Graduate Manager: Bretson McNeal (Midwestern State, 2016), 2nd season

Graduate Manager: Kenny Sharpe (Lincoln University, 2013), 2nd season

Graduate Manager: Luke Stuart (Trinity University, 2022), 1st season

Graduate Manager: Preston Tabor (North Texas, 2023), 1st season

Head Student Manager: Mikey Malone, 4th season











PRONUNCIATION GUIDE

Moulaye Sissoko – moo-lye sis-soh-ko



MEDIA SPOT CHART KEY CONTRIBUTORS

(probable starters in green based on last game)

	00	JOHN BUGGS III	R-Jr. » G » 6-2 » 185 » Homer, LA. » UTSA	<ul style="list-style-type: none"> • Has a 4/1 assist/turnover ratio over the last four games • Five 3FGs shy of 100 career 3FGs • Scored his 400th career point on Nov. 26 vs. MVSU 	Career-Highs Pts _____ 23 (2x) Reb _____ 8 Ast _____ 4 (2x) Stl _____ 2 (3x) Blk _____ 41
	1	AARON SCOTT	Jr. » W » 6-7 » 200 » Spring, TX. » Legacy School	<ul style="list-style-type: none"> • Had career-high six blocks on Dec. 10 vs. Fordham • UNT's leading 3-point FG Pct. shooter (.433) and free throw shooter (.909) • Named AAC Player of the Week the first week of the season 	Career-Highs Pts _____ 26 Reb _____ 13 (2x) Ast _____ 4 (3x) Blk _____ 6 Min _____ 43
	2	JASON EDWARDS	Soph. » G » 6-0 » 175 » Atlanta, GA. » Dodge City CC	<ul style="list-style-type: none"> • Ranks 7th in the nation in total points scored by a reserve (145) • Has made the most total 3-pointers on the team (18) • 2023 NJCAA First Team All-American 	Career-Highs Pts _____ 22 Reb _____ 4 Ast _____ 3 (2x) Stl _____ 3 Min _____ 32
	3	CHRISTIAN MOORE	Soph. » G » 5-11 » 170 » Jacksonville, AR. » Jacksonville HS	<ul style="list-style-type: none"> • Made an appearance in the second half vs. Mississippi St. and earned praise from coaching staff • Shooting 43.8 percent from deep in his career 	Career-Highs Pts _____ 5 (5x) Reb _____ 3 Ast _____ 1 (3x) Blk _____ 1 Stl _____ 1 (4x)
	5	RONDEL WALKER	Jr. » G » 6-5 » 180 » Midwest City, OK. » TCU/Oklahoma St.	<ul style="list-style-type: none"> • Became eligible following the NCAA allowing two-time transfers to play • Suited up on Dec. 17 versus Mississippi St. but did not play • Reached the NCAA Tournament at Oklahoma St. and TCU. 	Career-Highs Pts _____ 20 Reb _____ 10 Ast _____ 4 (2x) Blk _____ 2 (3x) Stl _____ 6
	10	ROBERT ALLEN	R-Sr. » F » 6-9 » 225 » Orlando, FL. » Ole Miss	<ul style="list-style-type: none"> • Ranks 4th in the nation in total rebounds by a reserve (78) as of Friday • Averaging 4 offensive rebounds per game over the last 4 games • The nation's second-most experienced player (144 career games played) 	Career-Highs Pts _____ 28 Reb _____ 18 Ast _____ 5 Blk _____ 5 Stl _____ 5
	14	MOULAYE SISSOKO	R-Jr. » F » 6-9 » 250 » Bamako, Mali » Dayton	<ul style="list-style-type: none"> • Has started 14 straight games for UNT. • Played for the Mali National team this summer • UNT is 2-0 this year when he scores 10+ 	Career-Highs Pts _____ 12(2x) Reb _____ 15 Ast _____ 2 Blk _____ 1(6x) Stl _____ 2(2x)
	15	RUBIN JONES	Sr. » G » 6-5 » 190 » Houston, TX. » Jack Yates HS	<ul style="list-style-type: none"> • 8 wins shy of becoming UNT's winningest four-year-player (87) • Has a team-leading 40 assists • Named to the CUSA All-Defensive Team last year 	Career-Highs Pts _____ 20 Reb _____ 7(2x) Ast _____ 8 Stl _____ 6 Blk _____ 3(2x)
	22	CJ NOLAND	Jr. » G » 6-4 » 215 » Waxahachie, TX. » Oklahoma	<ul style="list-style-type: none"> • Averaging 1.5 steals per game over the last five games • Averaging 12 points per game at home this year • 2022 Big 12 All-Freshman Team 	Career-Highs Pts _____ 18 Reb _____ 6(2x) Ast _____ 3 Stl _____ 4 Blk _____ 1(6x)
	23	MATTHEW STONE	Jr. » G » 6-4 » 200 » Kingfisher, OK. » Kingfisher HS	<ul style="list-style-type: none"> • Has played in 48 straight games for UNT • Had a career high school record of 107-4 • Two-time Oklahoma high school state champion 	Career-Highs Pts _____ 10(2x) Reb _____ 6(2x) Ast _____ 3(4x) Stl _____ 3 Blk _____ 1

NORTH TEXAS MEAN GREEN

Thank you for your coverage of the North Texas Mean Green men's basketball team.

When referring to our team, please call us UNT, North Texas and/or The Mean Green.

Please do not call us North Texas State, NT or the Eagles.

Thank you,
GMG

CORRECT: UNT, North Texas Mean Green

WRONG: North Texas State, NT, NTU, NTSU, Eagles

MEAN JOE GREENE

While NFL Hall of Famer and North Texas Athletic Hall of Famer (1981) Joe Greene is one of the most beloved alums (1969) and most successful ones too, Joe Greene's nickname "Mean Joe Greene" is not how we got our nickname. It is a coincidence. Notice the difference in spelling in "Greene"

Our nickname began around when Greene was a student-athlete at North Texas in the late 1960s, however, it was in reference to the stout defense and team, which of course wore green uniforms. Joe Greene didn't earn his nickname until his professional playing career with the Pittsburgh Steelers.

Greene remains a constant presence on campus.



QUICK FACTS

UNIVERSITY INFORMATION

Location _____ Denton, Tex
Founded _____ 1890
Enrollment _____ 40,976
Nickname _____ Mean Green
Colors _____ Kelly Green, White
Conference _____ American (AAC)

ADMINISTRATION

President _____ Dr. Neal J Smatresk
Director of Athletics _____ Jared Mosley

BASKETBALL STAFF INFORMATION

Head Coach _____ Ross Hodge
Alma Mater _____ Texas A&M-Commerce '03
Career Record _____ 5-5 (.500)
Seasons _____ 1
Record at UNT _____ 5-5 (.500)
Seasons _____ 1
Assistant Coach _____ Johnny Estelle
Alma Mater _____ Texas A&M - Kingsville '96
Assistant Coach _____ Phil Forte
Alma Mater _____ Oklahoma St. '17
Assistant Coach _____ Jase Herl
Alma Mater _____ Colorado Mesa '10
DOBO/On-Court Coach _____ Andre Shaw
Alma Mater _____ Western New England '13
On-Court Coach _____ Mike Randle
Alma Mater _____ Eastern New Mexico '15
Athletic Trainer _____ Mat Donello
Alma Mater _____ Colorado Mesa '15
Strength & Conditioning Coach _____ Jason Martinez
Alma Mater _____ Manhattan '17
Director of Scouting _____ Louie Al-Hafidh
Alma Mater _____ USC '13
Sports Nutrition _____ Kristina Parrish
Alma Mater _____ Purdue '17

PROGRAM INFORMATION

First Year of Basketball _____ 1916-17 (4-6)
All-Time Record _____ 1,266-1,356-1 (2623 games)
All-Time AAC Record _____ 0-0 (.000)
AAC Championships _____ 0 (N/A)
AAC Tournament Titles _____ 0 (N/A)
NCAA Tournament Appearances _____ 4
NCAA Tournament Record _____ 1-4

TEAM INFORMATION

2022-23 Record _____ 31-7
CUSA Record / Finish _____ 16-4 / 2nd
Home / Away / Neutral _____ 14-2 / 10-3 / 7-2
NCAA NET Final Ranking _____ 30
KenPom Final Ranking _____ 31
Letterwinners Returning / Lost _____ 7 / 7
Starters Returning / Lost _____ 3 / 2
Newcomers _____ 7

ATHLETICS COMMUNICATIONS


Sr. Associate AD _____ Taylor Bryan
Associate Director (MBB Contact) _____ Luke Della
Cell _____ 510-725-2130
Email _____ luke.della@unt.edu

SOCIAL MEDIA

@MeanGreenMBB _____ #GMG

ROSS HODGE

Head Coach
1st Season As Head Coach
7th Season At UNT Overall



Ross Hodge was named North Texas' 19th head men's basketball coach on April 2, 2023.

He was elevated to head coach after six seasons as the Mean Green's associate head coach under Grant McCasland. He began his tenure with UNT in March of 2017 when he and McCasland came to Denton together. In his six seasons at UNT, Hodge has helped lead the Mean Green to a combined 135-65 overall record and 71-35 record in conference games. North Texas won the 2020 Conference USA regular season championship, 2021 Conference USA Tournament championship and 2022 Conference USA regular season title. In 2021, UNT earned an automatic bid into the NCAA Tournament where they received a program-best No. 13 seeding. In the first round they upset Purdue, 78-69 (ot), for the program's first-ever NCAA Tournament win.

In 2023, Hodge helped lead North Texas to the 2023 NIT championship. The program's first NIT title. In his first season in Denton Hodge helped guide the Mean Green to the 2018 CBI championship. Since arriving to Denton in 2017, UNT has gone 12-3 in NCAA national postseason games. They had never won a national postseason game prior to 2017.

Hodge is the mastermind of the Mean Green defense, which has been one of the nation's best over the last few years. In both 2021-22 and in 2022-23 UNT had the nation's No. 1 scoring defense holding opponents to 55.7 and 55.8 points per game, respectively. They are Conference USA's top two single-season scoring defenses in league history.

Prior to arriving in Denton, Hodge served as the associate head coach under McCasland at Arkansas State for the 2016-17 season. The Red Wolves made a 10-win improvement that season, which was the second-best turnaround in Division I basketball that year. Prior to Arkansas State, Hodge spent four seasons with head coach Larry Eustachy at Colorado State. Hodge served as the lead recruiter at Colorado State. During his time at Colorado State, the Rams advanced to postseason play twice, including the NCAA Tournament in 2013 where they reached the Round of 32 after defeating Missouri in the first round, 84-72. CSU lost to eventual national champ Louisville.

Hodge joined the Division I coaching ranks when he was hired by Eustachy as an assistant coach at Southern Miss prior to the 2011-12 season. The Golden Eagles posted a 25-9 record and received an at-large berth in the NCAA Tournament as an eighth seed.

From 2006-11 Hodge was one of the nation's top junior college head coaches compiling a 146-24 (.858) overall record with stops at Paris JC and Midland College.

Hodge guided Midland to a 63-7 (.900) overall record in his two seasons at the helm of the Chaparrals (2009-11). Hodge took over the Midland head coaching job after McCasland left to be head coach at Midwestern St. Hodge saw his 2010-11 squad post a 33-4 record while winning the Western Junior College Athletics Conference Title, the Region V Tournament championship and advance to the NJCAA Championship game.

In 2009-10 Hodge led Midland College to their best start in program history (26-0) and an appearance in the Region V Tournament title game. Prior to taking the Midland job, Hodge spent four years at Paris JC with the last three as its head coach. Hodge led the Dragons to a 83-17 (.830) record.

CATEGORY	TOTAL	CATEGORY	TOTAL
all games	5-5	angelo state	1-0 (1.000)
AAC games	0-0	boise state	0-1 (.000)
non-conf.	5-5	fordham	0-1 (.000)
postseason	0-0	lsu	0-1 (.000)
		mississippi st.	0-1 (.000)
home	4-0	mississippi valley st.	1-0 (1.000)
away	0-1	northern iowa	1-0 (1.000)
neutral	1-4	omaha	1-0 (1.000)
		st. john's	0-1 (.000)
top 25	0-0	towson	1-0 (1.000)
unranked	5-5		
losing record	1-1		
leading at half	5-1		
down/tied at half	0-4		
overtime	1-0		
scoring 100+	0-0		
scoring 90+	0-0		
scoring 80+	1-0		
scoring 70+	4-0		
scoring 60+	5-2		
scoring 50+	5-5		
scoring less than 50	0-0		
allowing 100+	0-0		
allowing 90+	0-0		
allowing 80+	0-0		
allowing 70+	1-1		
allowing 60+	2-4		
allowing less than 60	3-1		
following a win	3-2		
following a loss	1-3		
in november	4-2		
in december	1-3		
in january	0-0		
in february	0-0		
in march	0-0		

The Dragons won two Texas Eastern Athletic Conference regular-season championships and in 2006-07 he was named the conference coach of the year. The following season, Hodge earned Region 14 Coach of the Year honors after his team won the Region 14 Tournament and finished eighth in the NJCAA Tournament.

Between 2003 and 2005 Hodge served as the assistant men's basketball coach at Texas A&M University-Commerce, where he helped the Lions to the 2004-05 Lone Star Conference Championship, and a spot in the NCAA Division II Sweet 16.

Hodge was a two-year starter at Paris Junior College. He finished his playing career at Texas A&M-Commerce. He led the nation in assists as a senior. Hodge is a native of Dallas, Texas. He and his wife, Shelly, have two children

TOP ALL-TIME SINGLE GAME PERFORMANCES

MOST POINTS TEAM

1. 126-76, vs. Arkansas Tech (Dec. 29, 1969)
2. 125-86, vs. Texas A&I (Dec. 1, 1975)
3. 122-65, vs. Eureka College (Nov. 10, 2017)
4. 120-83, vs. Little Rock (Dec. 14, 1968)
5. 118-115, vs. Jackson St. (Nov. 29, 1990)
118-99, vs. Drake, (Jan. 30, 1969)

MOST POINTS INDIVIDUAL

1. 47, Kenneth Lyons vs. LA Tech (March 10, 1983)
2. 45, Jesse Ratliff vs. UTSA (Feb. 24, 1994)
3. 44, Jim Mudd vs. Hardin Simmons (Jan. 25, 1960)
44, Donell Hayden vs. Nicholls St. (Dec. 5, 1990)
5. 42, Roosevelt Smart vs. Rice (Jan. 13, 2018)

MOST REBOUNDS TEAM

1. 80, vs. Texas A&I (Dec. 1, 1975)
2. 73, vs. Northwestern St. (Jan. 30, 1992)
3. 71, vs. Wayland Baptist (Dec. 8, 1973)
71, vs. Roosevelt (Feb. 14, 1978)
71, vs. Texas A&M-International (Dec. 28, 2007)
5. 70, vs. Alabama (Nov. 18, 1997)

MOST REBOUNDS INDIVIDUAL

1. 29, Ken Williams vs. Lamar (Jan. 18, 1978)
2. 26, Willie Davis vs. Oklahoma City (Jan. 20, 1965)
3. 25, Ken Williams vs. UTA (Jan. 12, 1977)
4. 24, George Odufuwa vs. Cameron (Nov. 13, 2009)
5. 22, 5x most recently Zachary Simmons at San Francisco (March 26, 2018)

MOST 3-POINTERS TEAM

1. 21, vs. Mississippi Valley (Nov. 26, 2020)
2. 19, vs. Mary Hardin Baylor (Nov. 25, 1996)
19, vs. Texas A&M-Commerce (Nov. 14, 2018)
19, vs. Little Rock (Dec. 7, 2019)
5. 17, vs. Rice (Jan. 13, 2018)

MOST 3-POINTERS INDIVIDUAL

1. 10, Roosevelt Smart vs. Rice (Jan. 13, 2018)
10, Deckie Johnson vs. FIU (Feb. 18, 2016)
10, Joe Ervin vs. Arkansas (Dec. 30, 1998)
10, George King vs. Nicholls St. (Feb. 3, 1994)
10, Ray Schufford vs. Sam Houston (Feb. 22, 1990)
10, Tony Worrell vs. Saint Mary's (Dec. 23, 1986)

MOST FT MADE TEAM

1. 44, vs. UT Arlington (Nov. 18, 2009)
44, vs. Texas A&M Corpus Christi (Dec. 2, 2000)
3. 43, vs. Austin College (N/A)
4. 39, vs. Nicholls State (Nov. 14, 2013)
5. 37, vs. Hardin-Simmons (Jan. 31, 1957)
37, vs. McMurray (Dec. 6, 1958)

MOST FT MADE INDIVIDUAL

1. 20, Tristan Thompson vs. FAU (March 6, 2011)
2. 19, Jackie Pierce vs. Hardin Simmons (Jan. 31, 1957)
3. 17, Fred Hopkins vs. Austin College (Jan. 6, 1956)
4. 16, Jim Mudd vs. Wichita State (Feb. 1, 1956)
16, Pat Kelley vs. Southern Miss (Feb. 14, 1954)
16, Jesse Ratliff vs. Nicholls State (Jan. 25, 1992)
16, Deckie Johnson vs. Sul Ross State (Nov. 11, 2016)

MOST FT ATTEMPTED TEAM

1. 60, vs. Trinity (Jan. 29, 1955)
2. 57, vs. UT Arlington (Nov. 18, 2009)
3. 55, vs. Texas A&M Corpus Christi (Dec. 2, 2000)
4. 54, vs. Jarvis Christian (Nov. 13, 2015)
5. 51, vs. Southern Miss (Feb. 14, 1954)

MOST ASSISTS TEAM

1. 30, vs. Northwestern St. (Feb. 25, 1989)
2. 28, vs. South Alabama (Dec. 17, 1991)
28, vs. Mississippi Valley (Nov. 26, 2020)
4. 27, vs. Sam Houston (Feb. 18, 1993)
5. 26, vs. Mary Hardin-Baylor (Nov. 25, 1996)

MOST ASSISTS INDIVIDUAL

1. 19, Pat Hicks vs. LMU (Dec. 22, 1981)
2. 16, Pat Hicks vs. UTRGV (Feb. 27, 1982)
3. 15, Weasel Johnson vs. TCU (Dec. 11, 1976)
4. 13, Terence White vs. Texas A&M Corpus Christi (Dec. 2, 2000)
5. 12, Deon Alexander vs. Southwestern (KS.) (Feb. 25, 1987)
12, Charles Kearney vs. Northwestern State (Feb. 8, 1993)
12, Calvin Williams vs. Nevada (Jan. 30, 1999)

MOST STEALS TEAM

1. 20, vs. UT-Permian Basin (Dec. 28, 2005)
19, vs. UC Santa Barbara (Feb. 19, 1998)
19, vs. Nevada (Feb. 25, 1999)
4. 19, vs. Angelo State (Nov. 19, 2004)
5. 18, vs. Mary Hardin-Baylor (Nov. 25, 1996)

MOST STEALS INDIVIDUAL

1. 9, Donnell Hayden vs. Texas Southern (Dec. 3, 1990)
9, Pat Nash vs. South Alabama (Dec. 17, 1991)
3. 8, Ryan Woolridge vs. UTSA (Feb. 18, 2017)
4. 6, 14 times most recently Rubin Jones vs. Towson (Nov. 19, 2023)

MOST BLOCKS TEAM

1. 11, vs. Fordham (Dec. 10, 2023)
11, vs. Middle Tennessee (Feb. 9, 2008)
11, vs. Denver (Feb. 15, 2007)
11, vs. New Orleans (Feb. 8, 2007)
11, vs. Nicholls State (Dec. 10, 2005)

MOST BLOCKS INDIVIDUAL

1. 8, Jason Miller vs. New Mexico St. (Jan. 24, 2001)
8, Shawnsen Johnson vs. New Orleans (March 7, 2004)
3. 7, Deginald Erskin vs. Arkansas (Dec. 30, 1998)
7, Jeffrey Simpson vs. Middle Tennessee (Feb. 9, 2006)
5. 6, seven time most recently Aaron Scott vs. Fordham (Dec. 10, 2023)

UNT VS. UT ARLINGTON SERIES

» Saturday will be the 59th all-time meeting between North Texas and UT Arlington. The Mean Green enter the contest having won four straight over the Mavericks. UNT's current four-game winning streak over UTA comes after the Mean Green had lost five straight to the Mavs from 2011-17.

» UNT and at UT Arlington played last season (Dec. 6, 2022) in Arlington at the College Park Center. UNT won 60-57. North Texas' Rubin Jones was held out of the game for precautionary reasons as he was recovering from a knee injury. Tylor Perry led all scorers with 22 points. UTA's Sherman Wilson was the game's second-leading scorer as he finished with 16 points.

» The last time these two teams played at the Super Pit (Nov. 18, 2021), the Mean Green won 64-36. The 28-point victory is the third-largest victory in the series and the largest victory since UNT's 99-70 win over UTA on Feb. 12, 1994.

» In the last two meetings, UTA has been held to 36 points (two years ago) and 57 points (last year). They are the fewest and second fewest, respectively, points scored in this long series by UTA.

» The last time UNT hosted UT Arlington, the Mean Green held the Mavs to 36 points. Its the third-fewest points UTA has scored in a game in program history.

» This is the third straight year UNT and UTA have played. They have played each other in eight of the last nine seasons. The only year they didn't play over the last nine years was in 2020 during COVID. The series also took a two-year break between 2013-14.

PLAYER TO WATCH: RUBIN JONES

North Texas' point guard and captain Rubin Jones is currently averaging 12.0 points, 4.0 assists and 3.1 rebounds per game. Jones is widely thought of as one of the best on-ball defenders in the country by metrics and outlets. The reigning CUSA All-Defensive honoree is holding opponents to making less than 25 percent of 3-point attempts when guarded by him over the last two years. Head coach Ross Hodge has stated he feels most comfortable when Jones is on the floor.



CLOSING IN ON WINNINGEST PLAYER

» North Texas senior Rubin Jones enters Saturday just eight wins shy of becoming the winningest four-year player in program history. The guard has helped lead the Mean Green to so far 79 wins in his 3+ seasons in Denton. This includes his freshman season (2020-21) when they were limited to just 22 regular season games due to games being canceled, because of COVID. Currently 2011 graduates Josh White, Tristan Thompson and Kedrick Hogans Jr. are the program's winningest players with 86 career wins. In high school at Jack Yates HS (Houston, Texas), Jones won 89 percent of all his games.

12-GAME HOME WINNING STREAK

» After defeating Mississippi Valley State on Dec. 2, North Texas has won 12 straight home games. It's UNT's longest home winning streak since they won 14 in a row at home between March 19, 2018 - Jan. 19, 2019.

» UNT is 4-0 at home this season and 18-2 at home over the last two years.

TOP 10 WINNING PERCENTAGE

» Since the start of the 2021-22 season, the Mean Green have the nation's 10th-best overall winning percentage at .763 (61-19).

TOP 10 WINNING PCT

(since start of 2021-22 season)

1.	Houston	76-10	.884
2.	Arizona	70-12	.854
3.	Gonzaga	68-13	.840
4.	Kansas	72-15	.828
5.	Purdue	68-15	.819
6.	San Diego State	64-18	.780
7.	Duke	67-19	.779
8.	UCLA	63-19	.768
9.	Princeton	56-17	.767
10.	North Texas	61-19	.763

TALE OF THE TAPE



Scoring Offense	67.2	75.0
Scoring Defense	59.8	72.2
Scoring Margin	+7.4	+2.8
FG Pct.	.431	.434
FG Pct. Defense	.397	.423
3-pt. FG Pct.	.357	.336
3-pt. FG Pct. Defense	.308	.356
FT Pct.	.783	.725
Rebounds Per Game	35.5	39.8
Opp. Rebounds Per Game	31.5	32.6
Rebound Margin	+4.0	+7.2
Assists Per Game	10.1	17.3
Turnovers Per Game	12.8	15.7
Opp. Turnovers Per Game	12.9	12.4
Turnover Margin	+0.1	-3.3
Assist/Turnover Ratio	0.8	1.1
Steals Per Game	6.9	6.8
Blocks Per Game	3.0	3.5

SERIES HISTORY (LAST 10)

Date	H/A/N	Result
Dec. 6, 2022	A	W, 60-57
Nov. 18, 2021	H	W, 64-36
Dec. 2, 2019	A	W, 77-66
Dec. 8, 2018	H	W, 63-61
Dec. 2, 2017	A	L, 65-60
Dec. 3, 2016	H	L, 77-61
Dec. 3, 2015	A	L, 90-67
Nov. 28, 2012	H	L, 72-59
Nov. 22, 2011	A	L, 97-64
Nov. 30, 2010	H	W, 87-83

All Games: 32-26

All Games at UNT: 21-9

All Games at UTA: 11-16

Ross Hodge vs. UTA: 0-0

K.T. Turner vs. UNT: 0-0

All Games at Neutral Sites: 0-1

NORTH TEXAS GRADUATE

» Moulaye Sissoko on Dec. 15 graduated and received his UNT bachelor's degree in Applied Arts and Sciences.

ONE OF THE BEST ON THE ROAD

» Since the start of the 2021-22 season, the Mean Green have the nation's second-best true road winning percentage at .792 (19-5).

TOP 10 ROAD WINNING PCT

(since start of 2021-22 season)

1.	Houston	19-3	.864
2.	North Texas	19-5	.792
3.	Gonzaga	12-4	.750
4.	VCU	17-6	.739
5.	Miami (FL.)	17-7	.708
5.	UCLA	17-7	.708
7.	Toledo	21-9	.700
7.	Princeton	21-9	.700
9.	Arizona	16-7	.696
10.	Saint Mary's	13-6	.684

» In addition to having the nation's No. 2 road winning percentage since 2021, the Mean Green's 19 road wins since 2021 are tied for the 12th most in the nation entering Saturday

REIGNING NIT CHAMPIONS

» North Texas won the 2023 NIT championship last year. They defeated UAB in the title game in Las Vegas, 68-61. It was the program's first NIT championship in just its second-ever appearance.

BEST IN THE NATION

» UNT led the nation in scoring defense in each of the previous two seasons. In 2021-22 the Mean Green held their opponents to 55.7 points per game. Last year the Mean Green held their opponents to 55.8 points per game. Since 2013, only three different teams have led the nation in scoring defense: Virginia (7x), North Texas (2x) and Wichita St. (1x).

» Entering Saturday, North Texas is holding opponents to 59.8 points per game, which ranks 7th in the country and first among AAC teams.

PROGRAM RECORD VICTORIES

» North Texas won a program record 31 games last year. The previous record was 25 set by the 2021-22 team. The Mean Green were one of 11 teams last year to win 30+ games. UNT finished the year with a .816 winning percentage, which was the 10th highest in the nation. North Texas won 16 league games last year, which tied the program record.

NEW CONFERENCE

» On July 1, 2023, North Texas Athletics moved to the American Athletic Conference after 10 seasons in Conference USA. In addition to UNT, UAB, Charlotte, FAU, Rice and UTSA moved from CUSA to the AAC this summer. North Texas had won two of the last four men's basketball regular season titles in CUSA.

HIGHEST NET/RPI RANKING

» After the conclusion of last season, UNT earned a No. 30 NET ranking. It's the highest the Mean Green have ever finished a season ranked in the NET or RPI in program history. They enter Sunday ranked 108 in the NET.

NEW HEAD COACH

» Immediately following the conclusion of last season, then head coach Grant McCasland took the head coach job at Texas Tech. Two days later, UNT elevated associate head coach Ross Hodge to replace McCasland. Hodge and McCasland got to UNT together in 2017 and Hodge had been his right-hand man. This is Hodge's first NCAA head coaching job. He was a JC head coach from 2006-11. Hodge has been the mastermind of the UNT defense that has been one of the best in the nation. The only UNT assistant coach who remains from the McCasland era in addition to Hodge is Andre Shaw.

2023 NIT CHAMPIONS

DEFENSE TRAVELS

» In games played on the road, North Texas' defense over the last three seasons is holding opponents to 58.7 points per game.

» No other program in the country is holding opponents to less than 60 points per game on the road since 2021.

DELIBERATE TEMPO

» UNT enters Saturday averaging 62.7 possessions per 40 minutes this season. That is the third-most deliberate tempo in the country.

» UNT has had the nation's most deliberate tempo in each of the last two seasons. Last year, the Mean Green averaged 59.1 possessions/40 mins

» While yes North Texas' offense is deliberate, these slower numbers are also because of how long the Mean Green defend. On average last season, UNT defended for 18.5 seconds per possession. This year they are defending on average 18.8 seconds per possession.

» UNT's average offensive possession is actually a few seconds quicker this year. Last year UNT's average offensive possession was a nation-leading 21.6 seconds. This year their average offensive possession is 19.4 seconds so far.

REPLACING A LOT OF SCORING

» North Texas only returns 30 percent of its scoring from last year. Five of its top seven scorers are gone including its top three scorers. Aaron Scott is UNT's top returning scorer. He averaged 7.0 points per game last season. Scott and Rubin Jones are the only returners who scored over 100 points last season for the Mean Green.

820 CAREER REBOUNDS

» North Texas senior Robert Allen has grabbed 820 career rebounds entering Sunday. That's the 21st most career rebounds by an active player.

144 CAREER GAMES PLAYED

» North Texas senior Robert Allen has played in 144 career games entering Saturday. That's the second-most in the nation by an active player.

ACTIVE CAREER GAMES PLAYED

Name	Team	Games Played
Jake Wolfe	Indiana St.	149
Robert Allen	North Texas	144
Shiloh Robinson	Liberty	144
Amando Bacot	North Carolina	143
Kyle Rode	Liberty	143
Joe Toussaint	Texas Tech	142
DaQuan Smith	Radford	142
Quincy Guerrier	Illinois	141

KENPOM.COM**Adjusted Efficiency Margin**

Value	AAC	NCAA
+7.67	4th	95th

Adjusted Offensive Efficiency

Points scored per 100 possessions

Value	AAC	NCAA
104.9	9th	163rd

Adjusted Defensive Efficiency

Points allowed per 100 possessions

Value	AAC	NCAA
97.2	4th	50th

HOLDING OPPONENTS UNDER 60

» Since 2020, North Texas has held an opponent to 59 or fewer 63 times, which is the second-most in the nation during that timespan.

Games holding opponents to less than 60 pts

Since the start of 2020-21 season

Rank	Team	Games
1.	Houston	68
2.	North Texas	63
3.	San Diego St.	53
4.	Virginia	51
5.	Liberty	50

SEVEN NEWCOMERS

» Seven of North Texas' 14 players on its roster this season are newcomers. It's the most newcomers they've had in a single season since 2015.

TOP 10 IN STEALS

» In UNT's 79-50 win over Angelo State on Nov. 26, senior Rubin Jones moved into the top 10 in program history for career steals. He's on pace to end the regular season with 50 steals. He only needs 42 more steals to be the program's all-time leader. Entering Saturday he has a team-leading 16 steals.

UNT ALL TIME CAREER LEADER STEALS

Rank	Name	Steals
1.	Jesse Ratliff	151
	Ryan Woolridge	151
3.	David Miller	146
4.	Chris Jones	127
5.	Jerome Rogers	122
6.	Jordan Williams	117
7.	Isaac Hines	112
8.	Rubin Jones	109
8.	Charles Washington	109
9.	Tony Worrell	108

SCORING OFF THE BENCH

» North Texas newcomer Jason Edwards has come off the bench in each of the Mean Green's 10 games this season. His 145 total points scored are the 7th most in the nation by a reserve and the most among AAC reserves.

NCAA TOURNAMENT: 2021, 2010, 2007, 1988

FIRST HALF VS SECOND HALF

» North Texas is outscoring opponents on average 35-28 in the first half of games. However, are being outscored in the second half of games on average 31-30.

» In the first half of games, North Texas is shooting .471 from the field. But in the second half of games UNT is shooting just .388 from the field. Nearly 10 percent lower.

» The most glaring difference between halves, though, is UNT's three-point shooting. In the first half of games, North Texas is shooting 44.7 percent from deep. But in the second half of games they are shooting just 23.6 percent from deep. They are shooting 21.1 percent better from 3FG range in the first half opposed to second half.

» Furthermore, UNT opponents are shooting just 28.1 percent from deep in the first half but shooting 34.1 percent from deep in the second half of games.

» North Texas didn't make a second half 3-pointer in either of its previous two games.

» Over its last three games, North Texas is shooting just 8 percent (2-23) from deep in the second half of games.

» North Texas has made at least five first half 3-pointers in eight of its 10 games this season. The most second half 3-pointers UNT has made this season is four and they've only done that three times.

NEED TO DISTRIBUTE BETTER

» UNT has assisted on just 40.5 percent of all its made field goals this year. That ranks 340th in the nation out of 362 teams. Over the previous five years, UNT's average assist percentage was 50 percent.

OFFENSIVE REBOUNDERS

» Moulaye Sissoko and Robert Allen are two of the best offensive rebounders in the country. Sissoko grabs 17.4 percent of all possible offensive rebounds while on the floor, which ranks seventh in the nation. Allen grabs 16.8 percent of all possible offensive rebounds while on the floor, which ranks 10th in the nation.

» UNT is the only team in the country that has two players on its roster with an offensive rebounding percentage of 14+ percent. Shemar Wilson is UTA's top offensive rebounder at 13.2 percent.

ALSO GREAT AT DEFENSIVE REBOUNDING

» While offensive rebounding is generally thought of as more impressive, Robert Allen is also one of the nation's top defensive rebounders in addition to his offensive rebounding skills. Allen grabs 30.0 percent of all possible defensive rebounds while on the floor, which ranks fifth in the nation.

» Allen is the only player in the country who ranks in the top 10 in the nation in offensive rebounding percentage (10th) and defensive rebounding percentage (5th).

NARROW LOSSES

» Four of North Texas' five losses this year are by a total of 11 points.

» UNT has lost two games this year by a single point. Only UC Riverside has lost more one-point games this year (3) than UNT.

HELLO RONDEL WALKER

» On Dec. 14 the NCAA announced that two-time transfers for winter sports would be immediately eligible without a waiver. Thus North Texas' Rondel Walker is now available. He dressed on Dec. 17 versus Mississippi State but did not play.

» Walker began his college career in 2020 at Oklahoma State where he helped lead the Cowboys to the NCAA Tournament. He transferred to TCU in 2022 and again helped lead them to a NCAA Tournament. While at OSU, Walker was one of the most versatile defenders but also a threat to score. For example, he scored 20 points at Iowa State. Assuming Walker plays this year, he will have another year of eligibility next year too.

TOP 100 RECRUITS

» UNT guard CJ Noland was ranked by ESPN as the nation's No. 98 overall high school recruit in 2021 and Rondel Walker was the nation's No. 55 overall high school recruit in 2020. They are the first top 100 high school recruit to join the Mean Green since Tony Mitchell in 2011.

» This is the first time in program history UNT has had multiple top 100 high school recruits on the same team.

» Walker was the No. 2 ranked Oklahoma recruit in 2020 and also held offers from Kansas State and Virginia Tech in addition to Oklahoma State.

» Noland was the No. 7 ranked Texas recruit in 2021. As a senior, Noland led Waxahachie High School to a No. 1 state ranking. Noland was named all state after his senior season. Noland's dad Belvis Noland played college basketball at Kansas State from 1993-95 and averaged 10 points per game in Manhattan.

THREE STRAIGHT ROAD GAMES

» North Texas is coming off a three-game "road trip" from Dec. 5- Dec. 17. This season UNT doesn't play more than two games in a row at home.

NOT A SUPER TALL TEAM

» UNT this season doesn't feature a player who is 6-10 or taller. This is the first time in over a decade UNT haven't had a player on its roster listed at 6-10 or taller.

THE FIRST 00 IN UNT HISTORY

» North Texas newcomer John Buggs III chose to wear 00. He is the first player in program history to wear 00. Buggs has said while his number is double zero he's fine with just being called "number zero."

THE SUPER PIT 50TH ANNIVERSARY

This season marks the 50th anniversary of the opening of the UNT Super Pit. The first game played at the Super Pit was on Tuesday Dec. 4, 1973. The Mean Green defeated TCU in the opening game 109-93. North Texas' Tony Wright scored the first field goal and Bobby Iverson had a magnificent performance as he scored 30 points and grabbed 16 rebounds to lead his team to victory. UNT's head coach was Gene Robbins and TCU's head coach was Johnny Swain.



AAC STANDINGS (AS OF DEC. 22)

SCHOOL	AMERICAN		OVERALL	
	W-L	PCT	W-L	PCT
No. 14 Florida Atlantic	0-0	.000	9-2	.818
No. 22 Memphis	0-0	.000	9-2	.818
Tulane	0-0	.000	8-2	.800
Tulsa	0-0	.000	7-3	.750
Wichita State	0-0	.000	8-4	.667
SMU	0-0	.000	8-4	.667
East Carolina	0-0	.000	7-5	.583
South Florida	0-0	.000	5-4	.556
Temple	0-0	.000	6-5	.545
UAB	0-0	.000	6-5	.545
Rice	0-0	.000	6-6	.500
North Texas	0-0	.000	5-5	.500
Charlotte	0-0	.000	5-5	.500
UTSA	0-0	.000	5-7	.416

ONE OF THE BEST IN OVERTIME

» Since the start of the 2017-18 season the Mean Green are 12-2 in overtime games. Its .857 winning percentage in OT games since 2017 is the sixth highest percentage in the nation.

HIGHEST OT WINNING PCT. SINCE 2017

1. Florida State, 14-0 (1.000)
2. Winthrop, 6-0 (1.000)
3. Kansas St., 12-1 (.923)
4. Harvard, 14-2 (.875)
Army, 7-1 (.875)
6. **North Texas, 12-2 (.857)**
7. Grambling, 5-1 (.833)
New Hampshire, 5-1 (.833)
9. Wyoming, 14-3, (.824)
10. 3 teams tied (.800)

MUCH IMPROVED FREE THROW SHOOTER

» UNT junior wing Aaron Scott enters Saturday as North Texas' leading free throw shooter at 90.9 percent (20-22). Entering this season, Scott was shooting just 66.6 percent for his career at the line.

SLEEPER TEAM

» National publication *Field of 68* did an anonymous AAC head coaches poll and 13 of the 14 head coaches picked UNT as the league's "Sleeper Team."

BLUE COLLAR TEAM

» Since Ross Hodge and former head coach Grant McCasland arrived to Denton in 2017, the Mean Green have been built on a blue collar mentality. Hodge, as well as McCasland, got their start at the junior college ranks and were some of the top coaches in the country. Now at UNT, Hodge has woven in that junior college DNA into the Mean Green to build one of the toughest programs in the country. Every year since 2017, UNT on average has had three starters who came from junior college. Some of their most notable players like 2020 conference player of the year Javion Hamlet and 2023 conference player of the year Tylor Perry all came up through

junior college programs. Every single one of UNT's coaches this season has spent time as either a junior college or NCAA assistant.

BIG GUARD

» In addition to basketball, UNT guard CJ Noland played football at Waxahachie High School as a tight end. The 2021 graduate held a football scholarship offer from Baylor.

INTERNATIONAL DREAM

» North Texas big man Moulaye Sissoko was born in Bamako, Mali. He grew up playing soccer in the capital city and never played basketball until he was 15 years old. He came to the United States as a 16-year-old by himself with one suitcase and no jacket. He knew absolutely no English but he had always dreamed of living the American Dream. He lived with a host family in Arkansas while attending a prep school. He is now fluent in English as well as three other languages. He is a practicing Muslim. During UNT's NIT championship run last season, Ramadan overlapped during the end of the tournament. Sissoko fasted during the day and despite not eating or drinking he averaged 8 points and 10 rebounds over the final three rounds. He is one of the most beloved teammates.

MALI NATIONAL TEAM

» This summer UNT big man Moulaye Sissoko played for his home country of Mali in the African Olympic qualifiers. Mali didn't advance past the group stage but they did defeat African power Nigeria in Lagos, Nigeria, 77-68. The win eliminated Nigeria from the 2024 Olympics. It will be the first time since 2008 that Nigeria missed an Olympics. Sissoko scored eight points and four rebounds in the win over Nigeria.

2023-24 TEAM LEADERS

Led UNT in Scoring	Overall	AAC
Jason Edwards	6	0
Aaron Scott	5	0
Rubin Jones	2	0
Led UNT in Rebounds	Overall	AAC
Robert Allen	7	0
Moulaye Sissoko	2	0
Aaron Scott	1	0
Led UNT in Assists	Overall	AAC
Rubin Jones	8	0
Jason Edwards	2	0
John Buggs III	1	0
Aaron Scott	1	0
CJ Noland	1	0
Led UNT in Steals	Overall	AAC
Aaron Scott	4	0
Rubin Jones	3	0
Robert Allen	2	0
CJ Noland	2	0
Jason Edwards	1	0
Matthew Stone	1	0
Led UNT in Blocks	Overall	AAC
Aaron Scott	6	0
Robert Allen	5	0
CJ Noland	2	0
Jason Edwards	1	0
Led UNT in FT Made	Overall	AAC
Jason Edwards	4	0
Aaron Scott	3	0
CJ Noland	1	0
John Buggs III	1	0
Rubin Jones	1	0

BIG 12 ALL FRESHMAN

» UNT newcomer CJ Noland transferred to North Texas from Oklahoma where he played two seasons. After his freshman season Noland was named to the Big 12 All-Freshman team. That season the guard shot 53.6 percent from the floor (52-97) and 43.6 percent from deep (17-39).

NJCAA FIRST TEAM ALL AMERICAN

» North Texas newcomer Jason Edwards comes to the Mean Green as one of the top NJCAA recruits in the nation. Edwards was junior college's second-leading scorer in the nation with 765 points. He made 96 3-pointers and led Dodge City CC to a 25-10 overall record. Edwards was named a 2023 NJCAA First Team All-American and the 2023 Kansas Jayhawk Community College Player of the year. He led Dodge City to the national tournament where he was named to the alltournament team. He was one of just two freshmen named first team all-American.

MEAN GREEN RECORD THIS SEASON...

Overall	5-5
Home	4-0
Away	0-1
Neutral	1-4
Conference	0-0
Home	0-0
Away	0-0
Non-Conference	5-5
Home	4-0
Away	0-1
Neutral	1-4
Overtime	1-0
Ranked opponents	0-0
Unranked opponents	5-5
Wearing white uniforms	3-1
Wearing green uniforms	0-3
Wearing black uniforms	1-1
Wearing grey uniforms	1-0
Leading at half	5-1
Trailing at half	0-4
Tied at half	0-0
Leading with 5:00 remaining in second half	5-1
Trailing with 5:00 remaining in second half	0-3
Tied with 5:00 remaining in second half	0-1
Has more rebounds than opponent	4-3
Has fewer rebounds than opponent	1-1
Same rebounds as opponent	0-1
Commits more turnovers than opponent	1-1
Causes more turnovers than opponent	3-2
Same turnovers as opponent	1-2
Has more FT attempts than opponent	3-0
Has fewer FT attempts than opponent	2-5
Same FT attempts as opponent	0-0
Shoots 40% or better from field	5-1
Shoots less than 40% from field	0-4
Opponent shoots 40% or better from field	2-3
Opponent shoots less than 40% from field	3-2
Shoots better than opponent	5-0
Opponent shoots better	0-4
Same FG percentage	0-1
UNT's bench outscores opponent's bench	4-3
Opponent's bench outscores UNT bench	1-2
Same points off the bench	0-0
UNT scores 100 or more	0-0
UNT scores 90 or more	0-0
UNT scores 80 or more	1-0
UNT scores 70 or more	4-0
UNT scores 60 or more	5-2
UNT scores less than 60	0-3
Opponent scores 100 or more	0-0
Opponent scores 90 or more	0-0
Opponent scores 80 or more	0-0
Opponent scores 70 or more	1-1
Opponent scores 60 or more	2-4
Opponent scores less than 60	3-1
On Sunday	2-2
On Monday	0-0
On Tuesday	1-1
On Wednesday	0-0
On Thursday	0-1
On Friday	0-1
On Saturday	2-0
In November	4-2
In December	1-2
In January	0-0
In February	0-0
In March	0-0
Five-plus players score in double-figures	0-0
Four players score in double figures	2-0
Three players score in double figures	2-4
Two players score in double figures	1-0
One player scores in double figures	0-1

MISCELLANEOUS STATISTICS THIS SEASON...

Largest margin of victory	31, vs. Mississippi Valley St. (12/2/23)
Smallest margin of victory	6, vs. Northern Iowa (11/7/23)
Largest margin of defeat	18, vs. Mississippi St. (12/17/23)
Smallest margin of defeat	1 (2x), last vs. Fordham (12/10/23)
Biggest rebound margin	+16, vs. Angelo State (11/26/23)
Biggest rebound deficit	-5, vs. Mississippi St. (12/17/23)
Average margin of victory/defeat	+20.6/-5.8
Largest halftime lead	23, vs. Angelo State (11/26/23)
Largest halftime lead blown	12, vs. Fordham (12/10/23)
Largest halftime deficit	10, vs. St. John's (11/16/23)
Largest halftime deficit overcome to win	N/A
Largest overall lead	31, (2x) last vs. Mississippi Valley St. (2H) (12/2/23)
Largest overall lead blown	12, vs. Fordham (1H) (12/10/23)
Largest overall deficit	14, vs. St. John's (2H) (11/16/23)
Largest deficit overcome to win	3, vs. Northern Iowa (1H) (11/7/23)

MEAN GREEN EXTREMES THIS SEASON

Most points scored	83, vs. Northern Iowa (11/7/23)
Fewest points scored	52, vs. St. John's (11/16/23)
Most rebounds	42, vs. Angelo State (11/26/23)
Fewest rebounds	31, vs. Omaha (11/11/23)
Most assists	15, vs. Angelo State (11/26/23)
Fewest assists	4, vs. Mississippi State (12/17/23)
Most turnovers	19, at Boise State (12/5/23)
Fewest turnovers	8, vs. Mississippi Valley St. (12/2/23)
Most steals	14, vs. Towson (11/19/23)
Fewest steals	1, vs. Mississippi State (12/17/23)
Most blocks	11, vs. Fordham (12/10/23)
Fewest blocks	1 (2x), last vs. Mississippi State (12/17/23)
Best shooting percentage	.563 (27-48), vs. Omaha (11/11/23)
Worst shooting percentage	.317 (19-60), vs. LSU (11/17/23)
Best 3-pt. percentage	.500 (11-22), vs. Northern Iowa (11/7/23)
Worst 3-pt. percentage	.208 (5-24), vs. Mississippi State (12/17/23)
Best FT percentage	1.000 (12-12), vs. LSU (11/17/23)
Worst FT percentage	.700 (7-10), vs. Towson (11/19/23)
Most points (1st half)	42, vs. Omaha (11/11/23)
Fewest points (1st half)	20, vs. St. John's (11/17/23)
Most points (2nd half)	39, vs. Angelo State (11/26/23)
Fewest points (2nd half)	22, vs. vs. Mississippi State (12/17/23)
Most points (OT)	15, vs. Northern Iowa (11/7/23)
Fewest points (OT)	15, vs. Northern Iowa (11/7/23)

STARTING LINEUPS

Record when starting lineup is:

Buggs, Jones, Noland, Scott, Sissoko 5-5

UNT INDIVIDUAL SEASON GAME HIGHS

Points _____ 26, Aaron Scott vs. Northern Iowa (11/7/23)
 _____ 22, Jason Edwards vs. LSU (11/17/23)
 _____ 20, Rubin Jones vs. Mississippi State (12/17/23)
 _____ 20, Jason Edwards at Boise State (12/5/23)
 _____ 19, Jason Edwards vs. Fordham (12/10/23)
 _____ 19, Aaron Scott vs. Towson (11/19/23)
 _____ 19, Jason Edwards vs. Towson (11/19/23)
 _____ 19, Jason Edwards vs. Northern Iowa (11/7/23)
 Field Goals Made _____ 8, Aaron Scott vs. Towson (11/19/23)
 _____ 8, Aaron Scott, vs. Northern Iowa (11/7/23)
 Field Goal Att. _____ 16, Rubin Jones vs. Fordham (12/10/23)
 _____ 16, Jason Edwards at Boise State (12/5/23)
 _____ 16, Rubin Jones vs. LSU (11/17/23)
 FG Pct. (min 5 made) ____ .833 (5-6), Moulaye Sissoko vs. Omaha (11/11/23)
 _____ .833 (5-6), Moulaye Sissoko vs. MVSU (12/2/23)
 3-Point FG Made _____ 4, Jason Edwards vs. LSU (11/17/23)
 _____ 4, John Buggs III vs. LSU (11/17/23)
 _____ 4, Aaron Scott vs. Northern Iowa (11/7/23)
 3-Point FG Att. _____ 10, Jason Edwards vs. LSU (11/17/23)
 3-Pt FG Pct. (min 2 made) ____ .750 (3-4), Aaron Scott vs. Omaha (11/11/23)
 _____ .750 (3-4), Rubin Jones, vs. Northern Iowa (11/7/23)
 Free Throws Made _____ 8, Jason Edwards vs. LSU (11/17/23)
 Free Throw Att. ____ 8, Jason Edwards vs. vs. Mississippi State (12/17/23)
 _____ 8, Jason Edwards vs. Fordham (12/10/23)
 _____ 8, Jason Edwards at Boise State (12/5/23)
 _____ 8, Jason Edwards vs. LSU 11/17/23)
 FT Pct. _____ 1.000 (8-8), Jason Edwards vs. LSU (11/17/23)
 Rebounds _____ 11, Aaron Scott vs. Fordham (12/10/23)
 _____ 11, Robert Allen, vs. Mississippi Valley St. (12/2/23)
 Assists _____ 8, Rubin Jones vs. Omaha (11/11/23)
 Steals _____ 6, Rubin Jones vs. Towson (11/19/23)
 Blocked Shots _____ 6, Aaron Scott vs. Fordham (12/10/23)
 Turnovers _____ 5, Rubin Jones vs. Mississippi State (12/17/23)
 Fouls ____ 5 (4x), last Rubin Jones and Aaron Scott at Boise St. (12/5/23)
 Minutes _____ 42, Aaron Scott vs. Northern Iowa (11/7/23)

OPPONENT INDIVIDUAL GAME HIGHS

Points _____ 27, Chibuzo Agbo at Boise State (12/5/23)
 _____ 20, Nate Heise vs. Northern Iowa (11/7/23)
 _____ 19, Tyson Degenhart at Boise State (12/5/23)
 _____ 18, Landon Wolf vs. Northern Iowa (11/7/23)
 _____ 18, Keshawn Murphy vs. Mississippi State (12/17/23)
 Field Goals Made _____ 9, Nate Heise vs. Northern Iowa (11/7/23)
 Field Goal Att. _____ 18, Daniss Jenkins vs. St. John's (11/16/23)
 _____ 18, Nate Heise vs. Northern Iowa (11/7/23)
 FG Pct. (min 5 made) ____ 1.000 (6-6), Derek Fountain vs. LSU (11/17/23)
 3-Point FG Made _____ 6, Chibuzo Agbo at Boise State (12/5/23)
 3-Point FG Att. _____ 10, Josh Hubbard vs. Mississippi State (12/17/23)
 3-Pt FG Pct. _____ .667 (7-11), Chibuzo Agbo at Boise State (12/5/23)
 Free Throws Made _____ 7, Chibuzo Agbo at Boise State (12/5/23)
 Free Throw Att. _____ 9, Chibuzo Agbo at Boise State (12/5/23)
 FT Pct. (min 3 made) 1.000 (5-5), Jaeden Marshall vs. Omaha (11/11/23)
 Rebounds _____ 12, Cameron Matthews vs. Mississippi State (12/17/23)
 _____ 12, Joel Soriano vs. St. John's (11/16/23)
 Assists _____ 7, Cameron Matthews vs. Mississippi State (12/17/23)
 Steals _____ 5, Cameron Matthews vs. Mississippi State (12/17/23)
 Blocked Shots _____ 5, Joel Soriano vs. St. John's (11/16/23)
 Turnovers _____ 7, Japhet Medor vs. Fordham (12/10/23)
 Fouls _____ 5 (3x), last Glen Taylor Jr. vs. St. John's (11/16/23)

THE LAST TIME - TEAM

Defeated a ranked team _____ vs. #20 Purdue (3/19/21)
 Defeated a ranked team at home _____ vs. #11 Drake (2/10/70)
 Defeated a ranked team on the road _____ at #15 Louisville (2/27/71)
 Defeated a ranked team at a neutral site _____ vs. #20 Purdue (3/19/21)
 Defeated a top-10 team at home _____ N/A
 Defeated a top-10 team on the road _____ at #8 Wichita St. (1/25/63)
 Defeated a top-10 team at a neutral site _____ N/A
 Won in overtime _____ vs. Northern Iowa, 83-77 (11/7/23)
 Lost in overtime _____ vs. Virginia, 71-69 (3/20/22)
 Won in double overtime _____ vs. UAB, 82-79 (2/9/23)
 Lost in double overtime _____ at FAU, 86-81 (2/11/12)
 Played back-to-back overtime games _____ vs. Texas St., W 67-63 (3/15/22)
 _____ vs. Virginia, L 71-69 (3/20/22)
 Played in three straight overtime games _____ N/A
 Played at least three overtimes _____ vs. Arkansas St., 86-83 (3OT) (1/10/09)
 Shot 70% for a half ____ 71.8% (23-32) vs. Mississippi Valley (2nd) (11/26/20)
 Shot 70% for a half (league game) _____ 78.9% vs. FIU (1st) (2/9/13)
 Shot 60% for a game _____ 61.2% (30-49) at LA Tech (2/16/23)
 Shot 60% for a game (league game) ____ 61.2% (30-49) at LA Tech (2/16/23)
 Shot less than 30% for game ____ 23.5% (12-51) at Saint Mary's (11/13/22)
 Shot 100% from the FT line _____ 100% (12-12) vs. LSU (11/17/23)
 Shot 60% from 3-point line _____ 65% (13-20) vs. San Jose St. (11/25/22)
 Shot less than 30% in half ____ 14.8% (4-27) at Saint Mary's (1st) (11/13/22)
 Shot less than 20% in half ____ 14.8% (4-27) at Saint Mary's (1st) (11/13/22)
 Attempted 50 free throws _____ 54, vs. Jarvis Christian (11/13/15)
 Attempted 40 free throws _____ 43, vs. San Francisco (3/30/18)
 Attempted 30 free throws in half ____ 33 vs. San Francisco (2nd) (3/30/18)
 Made 30 free throws _____ 32 vs. San Francisco (3/30/18)
 Made 30 free throws (league game) _____ 30, vs. LA Tech (2/6/16)
 Made at least 10 3-point field goals ____ 10 vs. Mississippi Valley St (12/2/23)
 Made at least 15 3-point field goals _____ 16 vs. Sam Houston (3/19/23)
 Failed to make a 3-point field goal _ vs. Wayland Baptist (0-9) (12/21/13)
 Had at least 50 rebounds _____ 51, vs. Rice (1/1/22)
 Had less than 20 rebounds _____ 19 vs. San Jose St. (11/25/22)
 Had at least 25 assists _____ 28 vs. Mississippi Valley (11/26/20)
 Had at least 20 assists _____ 20 vs. LA Tech (1/11/23)
 Had at least 15 steals _____ 15 vs. Arkansas Pine Bluff (12/21/19)
 Had at least 10 blocks _____ 11 vs. Fordham (12/10/23)
 Had at least 20 lead changes _____ 22 vs LSU (11/17/23)
 Scored 50 points in a half _____ 58 vs. LSU Alexandria (2nd) (12/22/20)
 Scored 50 points in a half (league game) _____ 55 at Rice (2nd) (12/29/18)
 Scored 60 points in a half _____ 67 vs. Eureka College (2nd) (11/10/17)
 Scored 100 points _____ 110 vs. LSU Alexandria (12/22/20)
 Scored 100 points (league game) _____ 103 at Rice (12/29/18)
 Scored under 20 points in 1st half _____ 12 at Saint Mary's (11/13/22)
 Scored under 20 points in 2nd half _____ 18 at LA Tech (1/19/20)
 Scored 35 or under points in a game _____ 33 at Saint Mary's (11/13/22)
 Scored under 50 points in game _____ 49, at Charlotte (2/23/23)
 Scored under 50 points in game (league game) 49, at Charlotte (2/23/23)

UNT INDIVIDUAL LAST TIME...

Scored at least 40 points	Roosevelt Smart (42) vs. Rice (1/13/18)
Scored at least 35 points	Abou Ousmane (37) at UTSA (12/22/22)
Scored at least 30 points	Abou Ousmane (37) at UTSA (12/22/22)
Had two players with at least 20 points	Kai Huntsberry (21), Tylor Perry (20) vs. UAB (3/30/23)
Had three players with at least 20 points	Ryan Woolridge (24), Zachary Simmons (22), Roosevelt Smart (20) at Rice (12/29/18)
Had two players with at least 25 points	Roosevelt Smart (31), Jordan Duffy (31) vs. Mercer (3/19/18)
Had two players with at least 25 points (league game)	J-Mychal Reese (25), J-Mychal Reese (26) vs. Marshall (3/04/17)
Had two players with 30 points	Roosevelt Smart (31), Jordan Duffy (31) vs. Mercer (3/19/18)
A player had back-to-back 20-point games	Tylor Perry (23) at Oklahoma State (03/21/23); (23) vs. Sam Houston (3/19/23)
A player had back-to-back 20-point league games	Tylor Perry (20) vs. FIU (12/31/22); (22) at Western Kentucky (1/5/23)
A player had back-to-back 25-point games	Umoja Gibson (27) vs. Humboldt St. (11/9/16); (32) vs. Angelo St. (11/6/18)
A player had back-to-back 25-point league games	Tristan Thompson (28) vs. Florida Atlantic (3/6/11); (36) vs. Western Kentucky (3/7/11)
A player had back-to-back 20-point games off the bench	T.J. Taylor (21) at Portland (11/23/13); (24) vs. Idaho (11/22/13)
Made at least 10 2FGs in a game	Abou Ousmane (15) at UTSA (12/22/22)
Made at least five 3FGs in a game	Tylor Perry (6) and Rubin Jones (5) vs. Sam Houston (3/19/23)
Had two players make at least five 3FGs in a game	Tylor Perry (6) and Rubin Jones (5) vs. Sam Houston (3/19/23)
Made at least six 3FGs in a game	Tylor Perry (6) vs. Sam Houston (3/19/23)
Had two players make at least six 3FGs in a game	Roosevelt Smart (10) and DJ Draper (6) at Rice (1/13/18)
Made at least seven 3FGs in a game	Tylor Perry (7) vs. San Jose State (11/25/22)
Made at least eight 3FGs in a game	Roosevelt Smart (10) at Rice (1/13/18)
Made at least nine 3FGs in a game	Roosevelt Smart (10) at Rice (1/13/18)
Made at least 10 3FGs in a game	Roosevelt Smart (10) at Rice (1/13/18)
Had at least 15 rebounds	Moulaye Sissoko (15) at Oklahoma State (3/21/23)
Had at least 15 rebounds in a league game	Thomas Bell (15) vs. UTSA (1/23/20)
Had at least 20 rebounds in a game	Zachary Simmons (22) at San Francisco (3/26/18)
Had at least 20 rebounds in a league game	Tony Mitchell (21) at Florida Atlantic (2/11/12)
Had at least 20 points and at least 20 rebounds in a game	Tony Mitchell (22 points and 21 rebounds) at Florida Atlantic (2/11/12)
Had two players with at least 10 rebounds in a game	Thomas Bell (12), Abou Ousmane (11) at Marshall (1/13/22)
Had three players with at least 10 rebounds in a game	Michael Miller (13), Zachary Simmons (11), Roosevelt Smart (10) vs. Marshall (2/7/19)
Had a double-double	Aaron Scott, 10 points and 11 rebounds vs. Fordham (12/10/23)
Had two players with a double-double	Thomas Bell (10 pts, 12 rebs), Abou Ousmane (22 pts, 11 rebs) at Marshall (1/13/22)
Had two straight double-doubles	Roger Franklin (18 pts, 10 reb) vs. Denver (01/21/2012); (15 pts, 11 reb) at Louisiana (01/25/2012)
Had a double-double in two straight games	Jeremy Combs: 15 pts, 14 rebs at Southern Miss (2/27/16); 15 pts, 18 rebs at LA Tech (2/25/16)
Had a double-double in three straight games	Jeremy Combs: at Rice, at UAB, at Middle Tenn. (1/21/16-1/30/16)
Had a double-double in four straight games	Jeremy Combs: at Rice, at UAB, at MTSU, vs. WKU (1/16/16-1/30/16)
Had a double-double in five straight games	Jeremy Combs: at Rice, at UAB, at MTSU, vs. WKU, vs. Marshall (1/14/16-1/30/16)
Had a double-double in six straight games	Jeremy Combs: at Rice, at UAB, at MTSU, vs. WKU, vs. Marshall, vs. Rice (1/9/16-1/30/16)
Had a double-double in seven straight games	Jeremy Combs: at Rice, at UAB, at MTSU, vs. WKU, vs. Marshall, vs. Rice, at UTEP (1/3/16-1/30/16)
Had a triple-double	Ryan Woolridge (13 pts, 10 reb, 10 assist) at Indiana State (12/05/18)
Had at least 10 assists in a game	Javion Hamlet (11) vs. Middle Tennessee (3/10/21)
Had at least 15 assists in a game	Pat Hicks (18) vs. UTRGV (2/27/82)
Had two players with 5+ blocks in a game	Never
Had a player with at least 10 blocks in a game	Never
Had a player with at least 5 steals in a game	Rubin Jones (6) vs. Towson (11/19/23)
Had a player with at least 5 steals in a league game	Rubin Jones (5) vs. UTEP (1/28/23)
Made 25+ straight free throws	Tylor Perry (31) (2022-23)
Hit a buzzer-beating shot to win a game	Tylor Perry at UAB (2/19/22)
Played 40+ minutes in a game	Aaron Scott (43) vs. Northern Iowa (11/7/23)

TEAM GAME-BY-GAME

				Total		3-Pointers		Free throws		Rebounds											
Opponent	Date	Score		FG-FGA	PCT	3FG-3FGA	PCT	FT-FTA	PCT	OFF	DEF	TOT	AVG	PF	A	TO	BLK	STL	PTS	AVG	
UNI	11/07/2023	83-77	Wot	27-57	.474	11-22	.500	18-22	.818	10	26	36	36.0	14	11	13	3	9	83	83.0	
Omaha	11/11/2023	75-64	W	27-48	.563	8-20	.400	13-16	.813	8	23	31	33.5	17	12	9	1	2	75	79.0	
vs St. John's (NY)	11/16/2023	52-53	L	18-55	.327	6-19	.316	10-13	.769	13	26	39	35.3	19	8	15	2	8	52	70.0	
vs LSU	11/17/2023	62-66	L	19-60	.317	12-32	.375	12-12	1.000	14	20	34	35.0	17	9	12	3	4	62	68.0	
vs Towson	11/19/2023	65-39	W	26-52	.500	6-20	.300	7-10	.700	9	23	32	34.4	18	14	13	2	14	65	67.4	
Angelo St.	11/26/2023	79-50	W	23-51	.451	9-23	.391	24-34	.706	11	31	42	35.7	10	15	10	3	6	79	69.3	
Mississippi Val.	12/02/2023	79-48	W	29-54	.537	10-23	.435	11-14	.786	11	24	35	35.6	17	13	8	2	7	79	70.7	
at Boise St.	12/05/2023	64-69	L	23-57	.404	4-17	.235	14-19	.737	15	19	34	35.4	19	6	19	2	10	64	69.9	
vs Fordham	12/10/2023	59-60	L	23-60	.383	5-13	.385	8-11	.727	13	27	40	35.9	16	9	13	11	8	59	68.7	
vs Mississippi St.	12/17/2023	54-72	L	18-47	.383	5-24	.208	13-15	.867	10	22	32	35.5	21	4	16	1	1	54	67.2	
Total		672		233-541	.431	76-213	.357	130-166	.783	114	241	355	35.5	168	101	128	30	69	672	67.2	
Opponents		598		211-532	.397	57-185	.308	119-174	.684	107	208	315	31.5	155	101	129	31	67	598	59.8	

North Texas Averages

Games Played	Points/game	FG Pct	3FG Pct	FT Pct	Rebounds/game	Assists/game	Turnovers/game	Assist/Turnover ratio	Steals/game	Blocks/game
10	67.2	43.1	35.7	78.3	35.5	10.1	12.8	0.8	6.9	3.0

TEAM GAME-BY-GAME (FIRST HALF ONLY)

				Total		3-Pointers		Free throws		Rebounds											
Opponent	Date	Score		FG-FGA	PCT	3FG-3FGA	PCT	FT-FTA	PCT	OFF	DEF	TOT	AVG	PF	A	TO	BLK	STL	PTS	AVG	
UNI	11/07/2023	83-77	Wot	14-25	.560	9-11	.818	1-4	.250	3	13	16	16.0	6	9	7	3	1	38	38.0	
Omaha	11/11/2023	75-64	W	15-26	.577	6-12	.500	6-7	.857	5	13	18	17.0	9	6	4	0	1	42	40.0	
vs St. John's (NY)	11/16/2023	52-53	L	8-29	.276	2-11	.182	2-2	1.000	5	12	17	17.0	9	2	4	1	2	20	33.3	
vs LSU	11/17/2023	62-66	L	12-29	.414	8-20	.400	2-2	1.000	6	9	15	16.5	8	6	5	1	2	34	33.5	
vs Towson	11/19/2023	65-39	W	15-28	.536	5-14	.357	5-8	.625	7	10	17	16.6	7	9	7	2	9	40	34.8	
Angelo St.	11/26/2023	79-50	W	13-28	.464	7-11	.636	7-9	.778	5	17	22	17.5	3	8	5	2	3	40	35.7	
Mississippi Val.	12/02/2023	79-48	W	14-28	.500	6-13	.462	7-8	.875	5	12	17	17.4	7	6	2	0	1	41	36.4	
at Boise St.	12/05/2023	64-69	L	13-31	.419	2-8	.250	1-3	.333	10	9	19	17.6	6	3	11	0	8	29	35.5	
vs Fordham	12/10/2023	59-60	L	14-30	.467	5-10	.500	2-2	1.000	4	14	18	17.7	4	6	4	6	3	35	35.4	
vs Mississippi St.	12/17/2023	54-72	L	13-24	.542	5-13	.385	1-1	1.000	3	12	15	17.4	11	4	9	1	1	32	35.1	
Total		351		131-278	.471	55-123	.447	34-46	.739	53	121	174	17.4	70	59	58	16	31	351	35.1	
Opponents		279		104-263	.395	27-96	.281	44-66	.667	51	99	150	15.0	57	53	61	9	30	279	27.9	

North Texas Averages

Games Played	Points/game	FG Pct	3FG Pct	FT Pct	Rebounds/game	Assists/game	Turnovers/game	Assist/Turnover ratio	Steals/game	Blocks/game
10	35.1	47.1	44.7	73.9	17.4	5.9	5.8	1.0	3.1	1.6

TEAM GAME-BY-GAME (SECOND HALF ONLY)

				Total		3-Pointers		Free throws		Rebounds											
Opponent	Date	Score		FG-FGA	PCT	3FG-3FGA	PCT	FT-FTA	PCT	OFF	DEF	TOT	AVG	PF	A	TO	BLK	STL	PTS	AVG	
UNI	11/07/2023	83-77	Wot	11-27	.407	2-10	.200	6-6	1.000	5	9	14	14.0	8	2	5	0	6	30	30.0	
Omaha	11/11/2023	75-64	W	12-22	.545	2-8	.250	7-9	.778	3	10	13	13.5	8	6	5	1	1	33	31.5	
vs St. John's (NY)	11/16/2023	52-53	L	10-26	.385	4-8	.500	8-11	.727	8	14	22	16.3	10	6	11	1	6	32	31.7	
vs LSU	11/17/2023	62-66	L	7-31	.226	4-12	.333	10-10	1.000	8	11	19	17.0	9	3	7	2	2	28	30.8	
vs Towson	11/19/2023	65-39	W	11-24	.458	1-6	.167	2-2	1.000	2	13	15	16.6	11	5	6	0	5	25	29.6	
Angelo St.	11/26/2023	79-50	W	10-23	.435	2-12	.167	17-25	.680	6	14	20	17.2	7	7	5	1	3	39	31.2	
Mississippi Val.	12/02/2023	79-48	W	15-26	.577	4-10	.400	4-6	.667	6	12	18	17.3	10	7	6	2	6	38	32.1	
at Boise St.	12/05/2023	64-69	L	10-26	.385	2-9	.222	13-16	.813	5	10	15	17.0	13	3	8	2	2	35	32.5	
vs Fordham	12/10/2023	59-60	L	9-30	.300	0-3	.000	6-9	.667	9	13	22	17.6	12	3	9	5	5	24	31.6	
vs Mississippi St.	12/17/2023	54-72	L	5-23	.217	0-11	.000	12-14	.857	7	10	17	17.5	10	0	7	0	0	22	30.6	
Total		306		100-258	.388	21-89	.236	85-108	.787	59	116	175	17.5	98	42	69	14	36	306	30.6	
Opponents		310		103-260	.396	29-85	.341	75-108	.694	55	107	162	16.2	92	48	66	21	36	310	31.0	

North Texas Averages

Games Played	Points/game	FG Pct	3FG Pct	FT Pct	Rebounds/game	Assists/game	Turnovers/game	Assist/Turnover ratio	Steals/game	Blocks/game
10	30.6	38.8	23.6	78.7	17.5	4.2	6.9	0.6	3.6	1.4

00

JOHN BUGGS III

6-2 • 185
R-Jr. • G
Homer, LA.
(UTSA)



2022-23 (UTSA)

Played in 32 games and made 30 starts for the Road Runners...Averaged 11.0 points per game...Made 80 3-pointers on the year and shot 40 percent from deep...His 3-point field goal percentage (.400) was the second-best in Conference USA and his 80 total made 3-pointers were the fourth-most in the league...Made a season-high six 3-pointers on just eight attempts at Louisiana Tech on Dec. 29...He scored a season-high 23 points on Feb. 6 at Rice...He had an offensive rating of 106.7 in conference games, which was one of the best in the league...Averaged 31.3 minutes per game...Shot 80 percent at the free throw line (36-45)...On Jan. 5, he hit a buzzer-beating 3-pointer to lift UTSA over Middle Tennessee, 75-72

2021-22 (Hill College)

Played in 30 games and made 29 starts...NJCAA DI Honorable Mention All-America...Averaged 15.2 points, 4.0 rebounds and 2.9 assists per game...Shot 47.3 percent from deep, which was the 12th-best in the nation...His 89 total made 3-pointers was the 10th-most in the nation...Scored in double figures in 27 of 30 games

2019-20 (UMass)

Played in four games but sustained a season-ending injury on Nov. 16 versus Central Connecticut State University...Played a season-high 11 minutes on Nov. 9 at Fairfield...Scored two points and had two steals on Nov. 9 at Fairfield

High School

Spent the 2018-19 season at Putnam Science Academy in Connecticut ... Posted a season-high 17 points in win over Capital Prep Harbor as Putnam went 38-2 in 2018-19 campaign ... Averaged 23.2 points per game as a senior at Summerfield High School ... Guided the Rebels to the Class C state title while earning All-Louisiana First-Team honors ... Helped Summerfield to three state championships

CAREER HIGHS

Points _____ 23, (2x)
Rebounds _____ 8, vs. Texas State (11/17/22)
Field Goals _____ 9, at UTEP (1/11/23)
Field Goals Att. _____ 18, vs. Rice (1/16/23)
3-Pt. Field Goals _____ 6, at LA Tech (12/29/22)
3-Pt. Field Goals Att. _____ 11, vs. Rice (1/16/23)
Free Throws _____ 6, vs. Bethune-Cookman (12/18/22)
Free Throws Att. _____ 7, vs. Bethune-Cookman (12/18/22)
Assists _____ 4, (2x)
Blocks _____ 1, (3x)
Steals _____ 2, (3x)
Minutes _____ 41, vs. Rice (1/16/23)

2023-24 BUGGS' GAME-BY-GAME

#00 BUGGS III, John

Opponent	Date	GS	MIN	Total		3-Pointers		Free throws			Rebounds			PF	A	TO	BLK	STL	PTS	AVG
				FG-FGA	PCT	3FG-3FGA	PCT	FT-FTA	PCT	OFF	DEF	TOT	AVG							
UNI	11/07/2023	*	39:40	2-4	.500	1-3	.333	0-0	.000	0	2	2	2.0	2	1	0	0	1	5	5.0
Omaha	11/11/2023	*	32:27	2-6	.333	1-4	.250	0-0	.000	1	3	4	3.0	2	1	0	0	1	5	5.0
vs St. John's (NY)	11/16/2023	*	29:36	2-3	.667	1-2	.500	3-3	1.000	1	0	1	2.3	3	0	1	0	1	8	6.0
vs LSU	11/17/2023	*	35:37	5-11	.455	4-8	.500	0-0	.000	1	2	3	2.5	1	1	1	0	0	14	8.0
vs Towson	11/19/2023	*	19:57	0-3	.000	0-3	.000	0-0	.000	0	1	1	2.2	3	0	1	0	0	0	6.4
Angelo St.	11/26/2023	*	26:45	3-5	.600	2-4	.500	2-2	1.000	1	5	6	2.8	1	1	1	0	0	10	7.0
Mississippi Val.	12/02/2023	*	24:42	3-6	.500	3-6	.500	0-0	.000	0	3	3	2.9	1	1	0	0	0	9	7.3
at Boise St.	12/05/2023	*	29:08	0-4	.000	0-4	.000	0-0	.000	1	1	2	2.8	2	0	0	0	0	0	6.4
vs Fordham	12/10/2023	*	34:21	3-6	.500	2-4	.500	0-0	.000	0	4	4	2.9	1	2	0	1	1	8	6.6
vs Mississippi St.	12/17/2023	*	33:10	1-7	.143	1-7	.143	0-0	.000	2	3	5	3.1	2	1	1	0	0	3	6.2
Totals			10	305:22	21-55	.382	15-45	.333	5-5	1.000	7	24	31	18	8	5	1	4	62	6.2

Player Averages

Games Played	Minutes/game	Points/game	FG Pct	3FG Pct	FT Pct	Rebounds/game	Assists/game	Turnovers/game	Assist/Turnover ratio	Steals/game	Blocks/game
10	30.5	6.2	38.2	33.3	100.0	3.1	0.8	0.5	1.6	0.4	0.1

BUGGS' MISCELLANEOUS STATS

	2019-20	2022-23	2023-24	Career
Games with 10+ Pts	0	10	2	22
Games with 20+ Pts	0	3	0	3
Games 5+ 3s	0	2	0	2
Games with 5+ Reb	0	3	2	5
Games with 10+ Reb	0	0	0	0
Games with 5+ Ast	0	0	0	0
Games with 10+ Ast	0	0	0	0
Games with 5+ Blk	0	0	0	0
Games with 5+ Stl	0	0	0	0
Double-Doubles	0	0	0	0

JOHN BUGGS' CAREER STATS

SEASON	TEAM	GP-GS	MIN/AVG	Field Goals FG-FGA FG%	3-Point 3FG-3FGA 3FG%	F-Throws FT-FTA FT%	Rebounds OFF DEF TOT AVG	Scoring PF-FO A TO BLK STL PTS AVG
2020-21	UNT	22-0	496/22.5	45-118 .381	26-64 .406	21-30 .700	15 30 45 2.0	27-0 36 37 3 19 137 6.2
2021-22	UNT	31-31	981/31.7	84-204 .412	41-119 .345	46-62 .742	19 75 94 3.0	64-1 68 63 7 28 255 8.2
2022-23	UNT	35-5	969/27.7	77-203 .379	31-97 .320	49-66 .742	18 88 106 3.0	71-1 68 70 14 46 234 6.7
2023-24	UNT	10-10	312/31.2	44-113 .389	14-39 .359	18-24 .750	9 22 31 3.1	26-1 40 25 3 16 120 12.0
TOTAL		98-46	2758/28.1	250-638 .392	112-319 .351	134-182 .736	61 215 276 2.8	188-3 212 195 27 109 746 7.6

1

AARON SCOTT

6-7 • 200

Jr. • Wing

Spring, TX.

(Legacy School HS)

**2022-23**

Played in and started all 38 games...Averaged 7.0 points per game and 5.5 rebounds per game...Led the team with 210 total rebounds...Had a season field goal percentage of 58.4 (101-173)...Averaged 27.2 minutes per contest...The only UNT player to start every game this season...Third on the team in total minutes played with 1,035...Shot 40.8 percent from deep (20-49)...Had 43 total assists on the year...Was second on the team in blocks with 30...Had the third-most steals on the team with 38...Averaged 16 points and 9.5 rebounds per game in the 2023 C-USA Tournament... Scored a career-high 19 points on a perfect 6-6 from the floor and 2-2 from 3-point range in UNT's 74-46 C-USA Tournament quarter-final win over LA Tech...Averaged 8.4 points and 5.4 rebounds per NIT game...Scored 14 points on 6-of-10 shooting in UNT's NIT championship win over UAB...Had the game-winning block in the final seconds of UNT's NIT semifinal win versus Wisconsin...Shot 55.2 percent (16-29) over the five games in the NIT...Led the 2023 NIT in total blocked shots with 10...Averaged 31.4 minutes per NIT game...Had eight total steals in the NIT, which was the second-most on the team...Scored in double figures 14 times and UNT was 11-3 in those 14 games...Scored 13 points and tied his career-high with 13 rebounds in UNT's C-USA semifinal game versus UAB...Grabbed 10+ rebounds three times...Had six offensive rebounds at UT Arlington on Dec. 6...Scored in double figures in four straight games from Jan. 5-Jan.14...Played a season-high 42 minutes and 36 seconds in UNT's double overtime win over UAB on Feb. 9...In three games versus LA Tech he was 17-of-19 (.894) from the field and averaged 14 points per game against the Bulldogs...Had a career-high four assists three times...Made a career-high three 3-pointers on three attempts on Jan. 5 at Western Kentucky...Scored 14 points on 6-of-10 shooting at FAU on Jan. 14...Tied his career-high with six made free throws versus UAB on March 10 in C-USA semifinals

2021-22

Played in all 32 games...Conference USA All Freshman Team...Averaged 4.0 points per game (129 total)...Averaged 4.1 rebounds per game (131 total)...Averaged 15.9 minutes per game...Scored a season-high 13 points on Jan. 27 at Southern Miss in a 63-54 win...Grabbed a season-high 13 rebounds on Jan. 20 in a 65-51 win over Charlotte...Had a double-double versus LSU Shreveport on Dec. 4 with 10 points and 12 rebounds...Had three games with double digits rebounds...Four times had five offensive rebounds or more...Won three consecutive C-USA Freshman of the Week honors in January...The first North Texas freshman to earn multiple C-USA Freshman of the Week honors since 2017

High School

Graduated from Legacy the School of Sport Sciences in Spring, TX...Played at Klein Oak HS his freshman-junior year...2021 Conference MVP...2021 First Team Southwest Athletic Interscholastic Conference

CAREER HIGHS

Points _____ 26, vs. Northern Iowa (11/7/23)
 Rebounds _____ 13, (2x)
 Field Goals _____ 8, (2x)
 Field Goals Att. _____ 15, vs. Northern Iowa (11/7/23)
 3-Pt. Field Goals _____ 4, vs. Northern Iowa (11/7/23)
 3-Pt. Field Goals Att. _____ 7, vs. Northern Iowa (11/7/23)
 Free Throws _____ 6, (3x)
 Free Throws Att. _____ 8, (2x)
 Assists _____ 4, (3x)
 Blocks _____ 6, vs. Fordham (12/10/23)
 Steals _____ 3, vs. WKU (3/4/23)
 Minutes _____ 43, (2x)

2023-24 SCOTT'S GAME-BY-GAME**#1 SCOTT, Aaron**

Opponent	Date	GS	MIN	Total		3-Pointers		Free throws		Rebounds		PF	A	TO	BLK	STL	PTS	AVG					
				FG-FGA	PCT	3FG-3FGA	PCT	FT-FTA	PCT	OFF	DEF	TOT	AVG										
UNI	11/07/2023	*	42:51	8-15	.533	4-7	.571	6-6	1.000	0	7	7	7.0	2	1	4	3	26	26.0				
Omaha	11/11/2023	*	34:02	7-9	.778	3-4	.750	1-2	.500	1	2	3	5.0	5	0	1	1	18	22.0				
vs St. John's (NY)	11/16/2023	*	36:45	5-12	.417	1-3	.333	2-2	1.000	4	3	7	5.7	2	2	2	0	2	13	19.0			
vs LSU	11/17/2023	*	33:37	2-12	.167	0-4	.000	0-0	.000	2	3	5	5.5	2	1	3	1	2	4	15.3			
vs Towson	11/19/2023	*	23:48	8-12	.667	2-3	.667	1-2	.500	2	6	8	6.0	3	2	1	0	2	19	16.0			
Angelo St.	11/26/2023	*	21:53	4-8	.500	1-2	.500	5-5	1.000	1	0	1	5.2	1	0	0	0	14	15.7				
Mississippi Val.	12/02/2023	*	27:01	1-7	.143	0-1	.000	4-4	1.000	1	1	2	4.7	3	1	1	1	6	14.3				
at Boise St.	12/05/2023	*	31:24	4-11	.364	1-1	1.000	0-0	.000	4	4	8	5.1	5	0	2	1	0	9	13.6			
vs Fordham	12/10/2023	*	29:11	5-11	.455	0-2	.000	0-0	.000	2	9	11	5.0	8	4	0	1	6	2	10	13.2		
vs Mississippi St.	12/17/2023	*	24:05	4-10	.400	1-3	.333	1-1	1.000	1	2	3	5.5	4	0	3	1	1	10	12.9			
Totals			10	304	38	48	107	.449	.433	20	22	.909	18	37	55	5.5	31	9	18	14	12	129	12.9

Player Averages

Games Played	Minutes/game	Points/game	FG Pct	3FG Pct	FT Pct	Rebounds/game	Assists/game	Turnovers/game	Assist/Turnover ratio	Steals/game	Blocks/game
10	30.5	12.9	44.9	43.3	90.9	5.5	0.9	1.8	0.5	1.2	1.4

SCOTT'S MISCELLANEOUS STATS

	2021-22	2022-23	2023-24	Career
Games with 10+ Pts	2	14	7	23
Games with 20+ Pts	0	0	1	1
Games 5+ 3s	0	0	0	0
Games with 5+ Reb	11	25	6	42
Games with 10+ Reb	3	3	1	7
Games with 5+ Ast	0	0	0	0
Games with 10+ Ast	0	0	0	0
Games with 5+ Blk	0	0	1	1
Games with 5+ Stl	0	0	0	0
Double-Doubles	1	1	1	3

AARON SCOTT'S CAREER STATS

				Field Goals		3-Point		F-Throws		Rebounds									Scoring	
SEASON	TEAM	GP-GS	MIN/AVG	FG-FGA	FG%	3FG-3FGA	3FG%	FT-FTA	FT%	OFF	DEF	TOT	AVG	PF-FO	A	TO	BLK	STL	PTS	AVG
2021-22	UNT	32-0	508/15.9	46-90	.511	6-23	.261	31-49	.633	54	77	131	4.1	66-2	14	19	14	12	129	4.0
2022-23	UNT	38-38	1035/27.2	101-173	.584	20-49	.408	45-65	.692	71	139	210	5.5	117-3	43	43	30	38	267	7.0
2023-24	UNT	10-10	305/30.5	48-107	.449	13-30	.433	20-22	.909	18	37	55	5.5	31-2	9	18	14	12	129	12.9
TOTAL		80-48	1848/23.1	195-370	.527	39-102	.382	96-136	.706	143	253	396	5.0	214-7	66	80	58	62	525	6.6

2

JASON EDWARDS

6-0 • 175
Soph. • G
Atlanta, GA.
(Dodge City CC)



2022-23 (Dodge City CC)

Played in 35 games and made 27 starts...2023 NJCAA First Team All-American...2023 KJCCC Player of the Year...2023 NJCAA DI National Tournament All-Tournament team...One of just eight freshmen to be named NJCAA All-Americans and one of just two to be named first team all-American...Was the nation's second-leading scorer with 765 total points scored...His 96 made 3-pointers were the ninth-most in the nation...Led Dodge City CC to a 25-10 overall record, a Kansas Jayhawk Community College Conference league title and guided his team to the quarterfinals of the 2023 NJCAA DI National Tournament...Averaged 21.9 points per game...Made 41 percent of his 236 3-point attempts...Shot nearly 80 percent at the free throw line...Shot over 53 percent from two-point range...Scored 20+ points 23 times and scored 30+ points four times...Scored a season-high 38 points on just 23 shots and had eight assists on the road at conference rival Hutchinson in a 104-88 win...He scored 37 versus league rival Coffeyville in a 111-100 win and had a 31-point performance to lead Dodge City to the upset win over Moberly Area in the Sweet 16 of the National Tournament...In total, the Conqs were 19-4 in games where Edwards scored 20 or more points and just 6-6 in games where he didn't reach the 20-point mark...They were undefeated when he scored 30 or more...In Dodge City's three national tournament games, Edwards averaged 25.3 points per game and shot 50.8 percent from the field...He averaged four made 3-pointers per National Tournament game and shot 54.5 percent from deep in the tournament...He was the only freshman named to the all-tournament team...JucoRecruiting.com listed Edwards in its Feb 50 Freshmen ranking and in its top 100 overall ranking at 15...The ninth NJCAA All-American to join the Mean Green since 2017 but he is the first who had been named to a first-team honor

CAREER HIGHS

Points _____ 22, vs. LSU (11/17/23)
Rebounds _____ 4, vs. St. John's (11/16/23)
Field Goals _____ 6, (3x)
Field Goals Att. _____ 16, at Boise State (12/5/23)
3-Pt. Field Goals _____ 4, vs. LSU (11/17/23)
3-Pt. Field Goals Att. _____ 10, vs. LSU (11/17/23)
Free Throws _____ 8, vs. LSU (11/17/23)
Free Throws Att. _____ 8, (2x)
Assists _____ 3, (2x)
Blocks _____ 1, vs. Mississippi Valley St. (12/2/23)
Steals _____ 3, at Boise State (12/5/23)
Minutes _____ 32, vs. LSU (11/17/23)

2023-24 EDWARDS' GAME-BY-GAME

#2 EDWARDS, Jason

Opponent	Date	GS	MIN	Total		3-Pointers		Free throws		Rebounds		PF	A	TO	BLK	STL	PTS	AVG		
UNI	11/07/2023	23:38	6-10	.600	2-5	.400	5-6	.833	0	2	2	2.0	0	1	3	0	0	19	19.0	
Omaha	11/11/2023	11:30	1-3	.333	0-2	.000	3-3	1.000	0	2	2	2.0	2	0	1	0	0	5	12.0	
vs St. John's (NY)	11/16/2023	28:48	3-11	.273	1-6	.167	2-2	1.000	0	4	4	2.7	1	1	3	0	0	9	11.0	
vs LSU	11/17/2023	32:14	5-13	.385	4-10	.400	8-8	1.000	0	0	0	2.0	0	1	2	0	0	22	13.8	
vs Towson	11/19/2023	26:41	6-11	.545	2-5	.400	5-5	1.000	0	1	1	1.8	0	2	2	0	1	19	14.8	
Angelo St.	11/26/2023	24:47	3-10	.300	3-9	.333	3-5	.600	0	2	2	1.8	1	1	2	0	1	12	14.3	
Mississippi Val.	12/02/2023	24:01	3-8	.375	1-4	.250	2-2	1.000	0	1	1	1.7	1	3	2	1	1	9	13.6	
at Boise St.	12/05/2023	26:52	6-16	.375	1-5	.200	7-8	.875	0	0	0	1.5	0	0	3	0	3	20	14.4	
vs Fordham	12/10/2023	30:45	5-10	.500	3-4	.750	6-8	.750	0	3	3	1.7	0	0	2	0	2	19	14.9	
vs Mississippi St.	12/17/2023	27:18	3-10	.300	1-4	.250	4-4	1.000	0	2	2	1.7	0	3	3	0	0	11	14.5	
Totals		0	256:34	41-102	.402	18-54	.333	45-51	.882	0	17	17	1.7	5	12	23	1	8	145	14.5

Player Averages

Games Played	Minutes/ game	Points/ game	FG Pct	3FG Pct	FT Pct	Rebounds/ game	Assists/ game	Turnovers/ game	Assist/Turnover ratio	Steals/ game	Blocks/ game
10	25.7	14.5	40.2	33.3	88.2	1.7	1.2	2.3	0.5	0.8	0.1

EDWARDS' MISCELLANEOUS STATS

	2023-24	Career
Games with 10+ Pts	7	7
Games with 20+ Pts	2	2
Games 5+ 3s	0	0
Games with 5+ Reb	0	0
Games with 10+ Reb	0	0
Games with 5+ Ast	0	0
Games with 10+ Ast	0	0
Games with 5+ Blk	0	0
Games with 5+ Stl	0	0
Double-Doubles	0	0

JASON EDWARDS' CAREER STATS

				Field Goals		3-Point		F-Throws		Rebounds									Scoring	
SEASON	TEAM	GP-GS	MIN/AVG	FG-FGA	FG%	3FG-3FGA	3FG%	FT-FTA	FT%	OFF	DEF	TOT	AVG	PF-FO	A	TO	BLK	STL	PTS	AVG
2023-24	UNT	10-0	257/25.7	41-102	.402	18-54	.333	45-51	.882	0	17	17	1.7	5-0	12	23	1	8	145	14.5
TOTAL		10-0	257/25.7	41-102	.402	18-54	.333	45-51	.882	0	17	17	1.7	5-0	12	23	1	8	145	14.5

3

CHRISTIAN MOORE

5-11 • 170
 Soph. • G
 Jacksonville, AR.
 (Jacksonville HS)



2022-23

Played in 13 games...Played a season-high 20 minutes at Saint Mary's on Nov. 13...Averaged 2.4 points per game...Made seven 3-pointers on the year and shot 46.7 percent from deep... Shot 50 percent from the floor (11-22)...Scored a season-high five points four times...Played in five conference games...Had three assists on the year...Grabbed seven rebounds on the year...Had a season-high three assists versus Omaha on Dec. 3... Played in two NIT games...Scored five points and had two rebounds versus LA Tech in the first round of C-USA Tournament...Had three steals on the year.

High School

Three time All State 5A Central honoree (2020, 2021, 2022)... Four time All Conference 5A Central (2019, 2020, 2021, 2022)...Led Jacksonville High School to the 2020 5A state championship... Played for Team Thad in Memphis on the AAU circuit

CAREER HIGHS

Points _____ 5, (5x)
 Rebounds _____ 3, vs. Omaha (12/3/22)
 Field Goals _____ 2, (3x)
 Field Goals Att. _____ 5, at Saint Mary's (11/13/22)
 3-Pt. Field Goals _____ 1, (7x)
 3-Pt. Field Goals Att. _____ 3, (2x)
 Free Throws _____ 3, vs. Angelo St. (11/26/23)
 Free Throws Att. _____ 4, vs. Angelo St. (11/26/23)
 Assists _____ 1, (3x)
 Blocks _____ 1, at Saint Mary's (11/13/22)
 Steals _____ 1, (4x)
 Minutes _____ 20, at Saint Mary's (11/13/22)

2023-24 MOORE'S GAME-BY-GAME

#3 MOORE, Christian

Opponent	Date	GS	MIN	Total		3-Pointers		Free throws		Rebounds		PF	A	TO	BLK	STL	PTS	AVG
				FG-FGA	PCT	3FG-3FGA	PCT	FT-FTA	PCT	OFF	DEF							
vs Towson	11/19/2023	04:57	0-0	.000	0-0	.000	0-0	.000	0	1	1	0	0	2	0	1	0	0.0
Angelo St.	11/26/2023	06:35	1-2	.500	0-1	.000	3-4	.750	0	2	2	1	1	0	0	0	5	2.5
Mississippi Val.	12/02/2023	03:15	1-1	1.000	0-0	.000	0-0	.000	0	0	0	1	0	0	1	0	2	2.3
vs Mississippi St.	12/17/2023	08:19	0-0	.000	0-0	.000	0-0	.000	0	1	1	1	0	1	0	0	0	1.8
Totals		0 23:06	2-3	.667	0-1	.000	3-4	.750	0	4	4	1.0	2	0	5	0	1	1.8

Player Averages

Games Played	Minutes/game	Points/game	FG Pct	3FG Pct	FT Pct	Rebounds/game	Assists/game	Turnovers/game	Assist/Turnover ratio	Steals/game	Blocks/game
4	5.8	1.8	66.7	0.0	75.0	1.0	0.0	1.3	0.0	0.3	0.0

MOORE'S MISCELLANEOUS STATS

	2022-23	2023-24	Career
Games with 10+ Pts	0	0	0
Games with 20+ Pts	0	0	0
Games 5+ 3s	0	0	0
Games with 5+ Reb	0	0	0
Games with 10+ Reb	0	0	0
Games with 5+ Ast	0	0	0
Games with 10+ Ast	0	0	0
Games with 5+ Blk	0	0	0
Games with 5+ Stl	0	0	0
Double-Doubles	0	0	0

CHRISTIAN MOORE'S CAREER STATS

				Field Goals		3-Point		F-Throws		Rebounds								Scoring		
SEASON	TEAM	GP-GS	MIN/AVG	FG-FGA	FG%	3FG-3FGA	3FG%	FT-FTA	FT%	OFF	DEF	TOT	AVG	PF-FO	A	TO	BLK	STL	PTS	AVG
2022-23	UNT	13-0	68/5.3	11-22	.500	7-15	.467	2-2	1.000	3	4	7	0.5	3-0	3	3	1	3	31	2.4
2023-24	UNT	4-0	23/5.8	2-3	.667	0-1	.000	3-4	.750	0	4	4	1.0	2-0	0	5	0	1	7	1.8
TOTAL		17-0	92/5.4	13-25	.520	7-16	.438	5-6	.833	3	8	11	0.6	5-0	3	8	1	4	38	2.2

4

ALEX COTTON

6-5 • 195

Fr. • G

Carrollton, TX
(Hebron HS)

HIGH SCHOOL

Graduated from Hebron High School in 2023...Missed the first 27 games of his senior season due to a wrist injury...When he returned from injury he led Hebron High School to its first trip to the state regional tournament in nine years and just the third time ever with a 49-38 victory versus No. 10 Plano...Led his Hebron team to a 51-48 upset victory over No. 9 Allen in the first round of the 2023 bi-district round of the Class 6A playoffs with a team-high 13 points...As a junior he averaged 17.1 points, 4.9 rebounds, 2.1 assists and 2.1 steals per game and shot 40 percent from deep...2022 District Offensive Player of the Year as a junior...2022 First Team All-District as a junior...2022 Star Local Media all-area second team as a junior...Named by Dallas Morning News as one of the top 20 DFW prospects for the class of 2023...Unanimous three-star prospect

CAREER HIGHS

Points _____ 4, vs. Angelo St. (11/26/23)
Rebounds _____ 2, vs. Mississippi Valley St. (12/2/23)
Field Goals _____ 1, vs. Angelo St. (11/26/23)
Field Goals Att. _____ 3, vs. Towson (11/19/23)
3-Pt. Field Goals _____ 1, vs. Mississippi Valley St. (12/2/23)
3-Pt. Field Goals Att. _____ 2, vs. Towson (11/19/23)
Free Throws _____ 2, vs. Angelo St. (11/26/23)
Free Throws Att. _____ 2, vs. Angelo St. (11/26/23)
Assists _____ N/A
Blocks _____ 1, vs. Angelo St. (11/26/23)
Steals _____ 1, vs. Angelo St. (11/26/23)
Minutes _____ 9, vs. Angelo St. (11/26/23)

2023-24 COTTON'S GAME-BY-GAME

#4 COTTON, Alex

Opponent	Date	GS	MIN	Total		3-Pointers		Free throws		Rebounds				PF	A	TO	BLK	STL	PTS	AVG
				FG-FGA	PCT	3FG-3FGA	PCT	FT-FTA	PCT	OFF	DEF	TOT	AVG							
Omaha	11/11/2023		00:35	0-0	.000	0-0	.000	0-0	.000	0	0	0	0.0	0	0	0	0	0	0	0.0
vs Towson	11/19/2023		05:58	0-3	.000	0-2	.000	0-0	.000	0	0	0	0.0	1	0	0	0	0	0	0.0
Angelo St.	11/26/2023		09:12	1-2	.500	0-1	.000	2-2	1.000	0	1	1	0.3	0	0	2	1	1	4	1.3
Mississippi Val.	12/02/2023		05:13	1-1	1.000	1-1	1.000	0-0	.000	1	1	2	0.8	1	0	0	0	0	3	1.8
Totals		0	20:58	2-6	.333	1-4	.250	2-2	1.000	1	2	3	0.8	2	0	2	1	1	7	1.8

Player Averages

Games Played	Minutes/game	Points/game	FG Pct	3FG Pct	FT Pct	Rebounds/game	Assists/game	Turnovers/game	Assist/Turnover ratio	Steals/game	Blocks/game
4	5.2	1.8	33.3	25.0	100.0	0.8	0.0	0.5	0.0	0.3	0.3

COTTON'S MISCELLANEOUS STATS

	2023-24	Career
Games with 10+ Pts	0	0
Games with 20+ Pts	0	0
Games 5+ 3s	0	0
Games with 5+ Reb	0	0
Games with 10+ Reb	0	0
Games with 5+ Ast	0	0
Games with 10+ Ast	0	0
Games with 5+ Blk	0	0
Games with 5+ Stl	0	0
Double-Doubles	0	0

ALEX COTTON'S CAREER STATS

				Field Goals		3-Point		F-Throws		Rebounds				Scoring						
SEASON	TEAM	GP-GS	MIN/AVG	FG-FGA	FG%	3FG-3FGA	3FG%	FT-FTA	FT%	OFF	DEF	TOT	AVG	PF-FO	A	TO	BLK	STL	PTS	AVG
2023-24	UNT	4-0	21/5.2	2-6	.333	1-4	.250	2-2	1.000	1	2	3	0.8	2-0	0	2	1	1	7	1.8
TOTAL		4-0	21/5.2	2-6	.333	1-4	.250	2-2	1.000	1	2	3	0.8	2-0	0	2	1	1	7	1.8

5

RONDEL WALKER

6-5 • 180

Jr. • G

Midwest City, OK.
(TCU)**CAREER HIGHS**

Points	20, at Iowa St. (1/25/21)
Rebounds	10, vs. Kansas (1/12/21)
Field Goals	7, (2x)
Field Goals Att.	16, at Kansas St. (2/22/22)
3-Pt. Field Goals	4, (2x)
3-Pt. Field Goals Att.	11, at Kansas St. (2/22/22)
Free Throws	8, vs. Marquette (12/1/20)
Free Throws Att.	9, vs. Marquette (12/1/20)
Assists	4, (2x)
Blocks	2, (2x)
Steals	2, (3x)
Minutes	40, at Oklahoma (2/27/21)

2023-24 WALKER'S GAME-BY-GAME**2022-23 (TCU)**

Played in 30 games and made five starts for the Horned Frogs...Averaged 1.9 points and 1.6 rebounds per game...Had a season-high nine points, five rebounds and three assists against ULM on Nov. 17... Also had nine points against Iowa on Nov. 26 in a season-high 33 minutes of play...Helped lead the Horned Frogs to a Big 12 Tournament semifinal round and a NCAA Round of 32 appearances...TCU defeated six AP Top 25 opponents, including at No. 2 Kansas on Jan. 21 where Walker played 16 minutes off the bench in the win

2021-22 (Oklahoma St.)

Played in all 30 games and made eight starts...Averaged 4.8 points, 2.6 rebounds, 1.6 steals and 1.1 assists per game...Averaged 22.3 minutes per game...Started the season opener versus UT-Arlington...Was a key factor in OSU's win over NC State on Nov. 17 in Connecticut as he came off the bench to score 16 points with five rebounds and two steals in 20 minutes of action...Came off the bench and had six steals versus No. 23 Texas on Jan. 22... Recorded three or more steals in eight of his 30 games...Caught fire behind the arc at Kansas State on Feb. 2, as he hit four three-point shots on his way to an 18-point night, his highest scoring outing of the season...Shined in OSU's win over No.12 Texas Tech to close the season as he once again came off the bench to score 12 points with two steals and six rebounds in 27 minutes of work...Reached double-figuring scoring in six of his contests

2020-21 (Oklahoma St.)

Played in 27 games and made seven starts...Averaged 7.8 points, 2.9 rebounds, 1.2 steals and 1.1 assists per game...Scored in double figures 12 times...Shot 33.0 percent from 3-point on the season, which ranked second among all Cowboys with at least 10 makes, and his 32 3-pointers were third on the team...Recorded 1.21 steals per game, which ranked 11th among all Big 12 players. His 35 total steals on the year just missed the all-time top-5 list for OSU freshmen and ranked third on the squad... In league play, Walker ranked 7th in the Big 12 with 1.5 steals per game... Walker recorded the game-winning "And-1" layup with 38 seconds to play against No. 6 Kansas...Among the team leaders in plus/minus with a season total of +45 (+1.7 per game, +2.6 per 40)...Exploded for a season-high 20 points in the win at Iowa State. Walker was 7-of-12 from the floor and 4-of-8 from 3-point on the night...Had eight points and 10 rebounds in a win versus No. 6 Kansas...Posted 19 points on 7-of-12 shooting in the win over Texas Southern and followed it up with 16 points in the victory at Marquette...Crucial in OSU's nine wins over AP Top-25 squads, the program's first Big 12 Championship title game appearance since 2005 and its first NCAA Tournament victory since 2009...The Cowboys were 6-1 with Walker in the starting lineup...Connected on multiple 3-pointers in eight games, including a season-high four 3-pointers in Hilton Coliseum

WALKER'S MISCELLANEOUS STATS

	2020-21	2021-22	2022-23	Career
Games with 10+ Pts	12	6	0	18
Games with 20+ Pts	1	0	0	1
Games 5+ 3s	0	0	0	0
Games with 5+ Reb	6	6	2	14
Games with 10+ Reb	1	0	0	1
Games with 5+ Ast	0	0	0	0
Games with 10+ Ast	0	0	0	0
Games with 5+ Blk	0	0	0	0
Games with 5+ Stl	0	0	0	0
Double-Doubles	0	0	0	0

RONDEL WALKER'S CAREER STATS

SEASON	TEAM	GP-GS	MIN/AVG	Field Goals		3-Point		F-Throws		Rebounds				Scoring				
				FG-FGA	FG%	3FG-3FGA	3FG%	FT-FTA	FT%	OFF	DEF	TOT	AVG	PF-FO	A	TO	BLK	STL
2020-21	OSU	29-7	738/25.4	74-175	.423	32-97	.330	46-70	.657	20	65	85	2.9	42-0	28	38	8	35
2021-22	OSU	30-8	671/22.4	50-139	.360	23-82	.280	23-28	.821	11	66	77	2.6	38-1	33	31	4	48
2022-23	TCU	30-5	372/12.4	20-73	.274	11-46	.239	5-9	.556	7	40	47	1.6	27-0	20	12	10	11
TOTAL FOR UNT	0-0	0/0.0	0-0	.000	0-0	.000	0-0	.000	0-0	0	0	0	0.0	0-0	0	0	0	0
TOTAL	89-20	1781/20.0	144-387	.372	66-225	.293	74-107	.692	38	171	209	2.3	107-1	81	81	22	94	428

10

ROBERT ALLEN

6-9 • 225

R-Sr. • F

Orlando, FL.
(Ole Miss)

2022-23 (Ole Miss)

Appeared in all 33 games for Ole Miss, making 13 starts ... Averaged 16.2 minutes, 4.4 points, 3.4 rebounds, and 1.2 assists per game ... Scored a season-high 15 points in the season opener against Alcorn State on November 7 ... Pulled in a season-best seven rebounds four times ... Scored in double figures in five contests ... Dished out a career-best five assists in the Rebels' win at Georgia on February 7 ... Finished his collegiate career with 742 total rebounds

2021-22 (Ole Miss)

Made four starts in eight appearances for the Rebels before going down for the remainder of the 2021-22 season after suffering a knee injury against Memphis ... Averaged 6.5 points and 5.4 rebounds per game for the Rebels prior to his season-ending injury, while also tallying seven blocks and five steals on the defensive side of the ball ... Saw double-figure points in back-to-back games against Mississippi Valley State and Rider, where he notched 11 points in each contest while shooting 7-of-15 (46.7 percent) from the field across that two-game stretch ... Named to SEC Winter Academic Honor Roll

2020-21 (Ole Miss)

One of four Rebels to play in all 28 games ... Primarily came off the bench, but made eight starts and averaged 16.1 minutes per game ... Averaged 3.6 ppg and 3.2 rpg ... Shot 46.4 percent (32 of 69) from the field, 16.7 percent (2 of 12) from beyond the arc and 68.6 percent (35 of 51) from the free throw line ... Scored 12 points off the bench in a win over Central Arkansas (Dec. 14) ... In a start at Auburn (Feb. 6), recorded 12 points and five rebounds in a season-high 37 minutes to help the Rebels beat the Tigers in overtime ... Pulled down a season-high eight rebounds in the SEC Tournament win over South Carolina (March 11) ... Registered a team-high three blocks against rival Mississippi State (Feb. 20) ... Named to the SEC First-Year Academic Honor Roll

2019-20 (Samford)

Finished with a team-high 43 blocks through 32 games ... Scored 14.1 ppg and pulled down 7.0 rpg, ranking second on the team in both categories ... His 1.3 blocks per game was third in the Southern Conference, while his rebounding average ranked fifth ... Recorded four 20-point games throughout the season

2018-19 (Samford)

Played in all 33 games and started 31 of them ... Named to the SoCon All-Freshman Team...Averaged 9.9 ppg by shooting 47.5 percent from the field ... Ranked second on the team and fifth in the SoCon with 8.3 rpg ... Scored in double figures 18 times, including a season-high 19 point

CAREER HIGHS

Points _____ 28, VS. UNC Greensboro (2/9/20)
Rebounds _____ 18, at The Citadel (2/23/19)
Field Goals _____ 10, vs. ETSU (2/22/20)
Field Goals Att. _____ 18, at North Alabama (11/16/19)
3-Pt. Field Goals _____ 4, (2x)
3-Pt. Field Goals Att. _____ 8, vs. Mercer (1/19/19)
Free Throws _____ 9, vs. VMI (2/29/20)
Free Throws Att. _____ 11, at Morehead St. (11/5/19)
Assists _____ 5, (2x)
Blocks _____ 5, (2x)
Steals _____ 5, vs. AUM (12/3/19)
Minutes _____ 41, (2x)

2023-24 ALLEN'S GAME-BY GAME

#10 ALLEN, Robert

Opponent	Date	GS	MIN	FG-FGA	Total PCT	3-Pointers 3FG-3FGA	PCT	Free throws FT-FTA	PCT	OFF	DEF	TOT	PF	A	TO	BLK	STL	PTS	AVG		
UNI	11/07/2023		26:44	2-4	.500	0-0	.000	3-4	.750	3	6	9	9.0	2	0	1	0	2	7	7.0	
Omaha	11/11/2023		20:26	1-2	.500	0-0	.000	2-2	1.000	1	7	8	8.5	1	1	0	0	4	5.5		
vs St. John's (NY)	11/16/2023		27:03	2-8	.250	0-0	.000	2-4	.500	1	8	9	8.7	3	0	0	1	2	6	5.7	
vs LSU	11/17/2023		23:24	1-2	.500	0-0	.000	2-2	1.000	3	6	9	8.8	5	2	1	1	0	4	5.3	
vs Towson	11/19/2023		19:35	1-2	.500	0-0	.000	0-0	.000	2	7	9	8.8	2	4	2	2	1	2	4.6	
Angelo St.	11/26/2023		12:58	1-1	1.000	0-0	.000	3-4	.750	1	1	2	7.7	1	1	1	1	2	5	4.7	
Mississippi Val.	12/02/2023		16:59	2-2	1.000	0-0	.000	3-6	.500	5	6	11	8.1	2	0	1	0	0	7	5.0	
at Boise St.	12/05/2023		21:51	2-2	1.000	0-0	.000	1-2	.500	4	5	9	8.3	1	1	5	1	1	5	5.0	
vs Fordham	12/10/2023		22:11	4-10	.400	0-0	.000	2-3	.667	5	2	7	8.1	3	0	0	0	1	10	5.6	
vs Mississippi St.	12/17/2023		17:02	1-1	1.000	0-0	.000	0-0	.000	2	3	5	7.8	4	0	1	0	0	2	5.2	
Totals			0	208:14	17-34	.500	0-0	.000	18-27	.667	27	51	78	7.8	24	9	13	7	9	52	5.2

Player Averages

Games Played	Minutes/ game	Points/ game	FG Pct	3FG Pct	FT Pct	Rebounds/ game	Assists/ game	Turnovers/ game	Assist/Turnover ratio	Steals/ game	Blocks/ game
10	20.8	5.2	50.0	0.0	66.7	7.8	0.9	1.3	0.7	0.9	0.7

ALLEN'S MISCELLANEOUS STATS

	Career
Games with 10+ Pts	55
Games with 20+ Pts	5
Games 5+ 3s	0
Games with 5+ Reb	89
Games with 10+ Reb	19
Games with 5+ Ast	2
Games with 10+ Ast	0
Games with 5+ Blk	2
Games with 5+ Stl	1
Double-Doubles	11

ROBERT ALLEN'S CAREER STATS

				Field Goals		3-Point		F-Throws		Rebounds									Scoring	
SEASON	TEAM	GP-GS	MIN/AVG	FG-FGA	FG%	3FG-3FGA	3FG%	FT-FTA	FT%	OFF	DEF	TOT	AVG	PF-FO	A	TO	BLK	STL	PTS	AVG
2018-19	SU	33-31	1058/32.0	124-261	.475	23-83	.277	57-87	.655	70	203	273	8.3	87-1	49	64	30	28	328	9.9
2019-20	SU	32-31	1056/33.0	171-398	.430	32-111	.288	78-120	.650	62	163	225	7.0	75-4	44	82	43	34	452	14.1
2020-21	OM	28-8	450/16.1	32-69	.464	2-12	.167	35-51	.686	46	44	90	3.2	39-0	23	28	12	16	101	3.6
2021-22	OM	8-4	151/18.9	18-40	.450	1-7	.143	15-25	.600	19	24	43	5.4	14-0	6	8	7	5	52	6.5
2022-23	OM	33-13	530/16.1	52-117	.444	5-14	.357	37-58	.638	46	65	111	3.4	58-1	40	33	11	21	146	4.4
2023-24	UNT	10-0	208/20.8	17-34	.500	0-0	.000	18-27	.667	27	51	78	7.8	24-1	9	13	7	9	52	5.2
TOTAL FOR UNT		10-0	208/20.8	17-34	.500	0-0	.000	18-27	.667	27	51	78	7.8	24-1	9	13	7	9	52	5.2

13

TERRANCE DIXON JR.

6-8 • 235

Soph • F

Lawrenceville, GA.
(Kilgore College)**2022-23 (KILGORE COLLEGE)**

Played in 32 games and made 15 starting including the final 14 games of the year...Averaged 8.9 points per game and 4.0 rebounds per game. Shot 60 percent from the floor...Scored a season-high 26 points on 14 shots and grabbed a season-high 14 rebounds in 37 minutes at Victoria College on Dec. 3 in a 80-78 win...Scored in double figures 13 times...Had nine offensive rebounds at Victoria College on Dec. 3...Had a season-high three blocks five times...Averaged 23 minutes per game...Had 31 blocks on the year.

HIGH SCHOOL

Graduated from Bella Vista Prep in Scottsdale, Arizona...Moved to Arizona from Georgia when he was 16 years old..Before attending Bella Vista Prep as a senior Dixon attended Desert Vista High School in Phoenix as a junior.,As a junior at Desert Visa during the COVID shortened season, Dixon averaged 5.3 points, 4.7 points and 3 blocks per game.

CAREER HIGHS

Points	N/A
Rebounds	N/A
Field Goals	N/A
Field Goals Att.	N/A
3-Pt. Field Goals	N/A
3-Pt. Field Goals Att.	N/A
Free Throws	N/A
Free Throws Att.	N/A
Assists	N/A
Blocks	N/A
Steals	N/A
Minutes	3, (2x)

2023-24 DIXON'S GAME-BY GAME**#13 DIXON JR., Terrance**

Opponent	Date	GS	MIN	Total		3-Pointers		Free throws		Rebounds		PF	A	TO	BLK	STL	PTS	AVG
				FG-FGA	PCT	3FG-3FGA	PCT	FT-FTA	PCT	OFF	DEF							
vs Towson	11/19/2023		03:01	0-0	.000	0-0	.000	0-0	.000	0	0	0	0	0	0	0	0	0.0
Angelo St.	11/26/2023		03:20	0-0	.000	0-0	.000	0-2	.000	0	0	0	0	0	0	0	0	0.0
Mississippi Val.	12/02/2023		02:28	0-0	.000	0-0	.000	0-0	.000	0	0	0	0	0	0	0	0	0.0
Totals		0	08:49	0-0	.000	0-0	.000	0-2	.000	0	0	0	0	0	0	0	0	0.0

Player Averages

Games Played	Minutes/game	Points/game	FG Pct	3FG Pct	FT Pct	Rebounds/game	Assists/game	Turnovers/game	Assist/Turnover ratio	Steals/game	Blocks/game
3	2.9	0.0	0.0	0.0	0.0	0.0	0.0	0.0	0.0	0.0	0.0

DIXON'S MISCELLANEOUS STATS

	2023-24	Career
Games with 10+ Pts	0	0
Games with 20+ Pts	0	0
Games 5+ 3s	0	0
Games with 5+ Reb	0	0
Games with 10+ Reb	0	0
Games with 5+ Ast	0	0
Games with 10+ Ast	0	0
Games with 5+ Blk	0	0
Games with 5+ Stl	0	0
Double-Doubles	0	0

TERRANCE DIXON'S CAREER STATS

				Field Goals		3-Point		F-Throws		Rebounds									Scoring	
SEASON	TEAM	GP-GS	MIN/AVG	FG-FGA	FG%	3FG-3FGA	3FG%	FT-FTA	FT%	OFF	DEF	TOT	AVG	PF-FO	A	TO	BLK	STL	PTS	AVG
2023-24	UNT	3-0	9/2.9	0-0	.000	0-0	.000	0-2	.000	0	0	0	0.0	3-0	0	0	0	0	0	0.0
TOTAL		3-0	9/2.9	0-0	.000	0-0	.000	0-2	.000	0	0	0	0.0	3-0	0	0	0	0	0	0.0

14

MOULAYE SISSOKO

6-9 • 250

R-Jr. • F

Bamako, Mali

(Dayton)



CAREER HIGHS

Points	12, (2x)
Rebounds	15, at Oklahoma St. (3/21/23)
Field Goals	6, at Oklahoma St. (3/21/23)
Field Goals Att.	9, at Oklahoma St. (3/21/23)
3-Pt. Field Goals	N/A
3-Pt. Field Goals Att.	N/A
Free Throws	2, (8x)
Free Throws Att.	4, vs. Angelo St. (11/26/23)
Assists	2, (3x)
Blocks	1, (6x)
Steals	2, (2x)
Minutes	34, at Oklahoma St. (3/21/23)

2023-24 SISSOKO'S GAME-BY-GAME

#14 SISSOKO, Moulaye

Opponent	Date	GS	MIN	Total		3-Pointers		Free throws		Rebounds			PF	A	TO	BLK	STL	PTS	AVG	
				FG-FGA	PCT	3FG-3FGA	PCT	FT-FTA	PCT	OFF	DEF	TOT								AVG
UNI	11/07/2023	*	17:38	0-3	.000	0-0	.000	0-0	.000	4	3	7	7.0	2	1	0	0	0	0.0	
Omaha	11/11/2023	*	19:34	5-6	.833	0-0	.000	0-0	.000	3	4	7	7.0	1	0	0	0	10	5.0	
vs St. John's (NY)	11/16/2023	*	12:57	0-2	.000	0-0	.000	0-0	.000	2	2	4	6.0	3	0	2	0	0	3.3	
vs LSU	11/17/2023	*	12:15	0-1	.000	0-0	.000	0-0	.000	2	2	4	5.5	4	0	0	0	0	2.5	
vs Towson	11/19/2023	*	17:08	2-2	1.000	0-0	.000	1-2	.500	1	1	2	4.8	4	0	2	0	0	5.0	
Angelo St.	11/26/2023	*	18:50	3-4	.750	0-0	.000	2-4	.500	3	4	7	5.2	0	0	1	0	8	3.3	
Mississippi Val.	12/02/2023	*	19:25	5-6	.833	0-0	.000	0-0	.000	4	5	9	5.7	2	1	1	0	10	4.7	
at Boise St.	12/05/2023	*	18:09	1-1	1.000	0-0	.000	0-0	.000	2	4	6	5.8	0	2	0	2	0	4.4	
vs Fordham	12/10/2023	*	19:11	3-5	.600	0-0	.000	0-0	.000	3	2	5	5.7	3	0	2	0	6	4.6	
vs Mississippi St.	12/17/2023	*	22:58	0-1	.000	0-0	.000	2-2	1.000	1	6	7	5.8	2	0	0	0	0	2.4	
Totals			10	178:05	19-31	.613	0-0	.000	5-8	.625	25	33	58	5.8	21	2	10	0	43	4.3

Player Averages

Games Played	Minutes/game	Points/game	FG Pct	3FG Pct	FT Pct	Rebounds/game	Assists/game	Turnovers/game	Assist/Turnover ratio	Steals/game	Blocks/game
10	17.8	4.3	61.3	0.0	62.5	5.8	0.2	1.0	0.2	0.0	0.0

2022-23

Played in and started all 38 games...Averaged 7.0 points per game and 5.5 rebounds per game...Led the team with 210 total rebounds...Had a season field goal percentage of 58.4 (101-173)...Averaged 27.2 minutes per contest...The only UNT player to start every game this season...Third on the team in total minutes played with 1,035...Shot 40.8 percent from deep (20-49)...Had 43 total assists on the year...Was second on the team in blocks with 30...Had the third-most steals on the team with 38...Averaged 16 points and 9.5 rebounds per game in the 2023 C-USA Tournament... Scored a career-high 19 points on a perfect 6-6 from the floor and 2-2 from 3-point range in UNT's 74-46 C-USA Tournament quarter-final win over LA Tech...Averaged 8.4 points and 5.4 rebounds per NIT game...Scored 14 points on 6-of-10 shooting in UNT's NIT championship win over UAB...Had the game-winning block in the final seconds of UNT's NIT semifinal win versus Wisconsin...Shot 55.2 percent (16-29) over the five games in the NIT...Led the 2023 NIT in total blocked shots with 10...Averaged 31.4 minutes per NIT game...Had eight total steals in the NIT, which was the second-most on the team...Scored in double figures 14 times and UNT was 11-3 in those 14 games...Scored 13 points and tied his career-high with 13 rebounds in UNT's C-USA semifinal game versus UAB...Grabbed 10+ rebounds three times...Had six offensive rebounds at UT Arlington on Dec. 6...Scored in double figures in four straight games from Jan. 5-Jan.14...Played a season-high 42 minutes and 36 seconds in UNT's double overtime win over UAB on Feb. 9...In three games versus LA Tech he was 17-of-19 (.894) from the field and averaged 14 points per game against the Bulldogs...Had a career-high four assists three times...Made a career-high three 3-pointers on three attempts on Jan. 5 at Western Kentucky...Scored 14 points on 6-of-10 shooting at FAU on Jan. 14...Tied his career-high with six made free throws versus UAB on March 10 in C-USA semifinals

2021-22

Played in all 32 games...Conference USA All Freshman Team...Averaged 4.0 points per game (129 total)...Averaged 4.1 rebounds per game (131 total)...Averaged 15.9 minutes per game...Scored a season-high 13 points on Jan. 27 at Southern Miss in a 63-54 win...Grabbed a season-high 13 rebounds on Jan. 20 in a 65-51 win over Charlotte...Had a double-double versus LSU Shreveport on Dec. 4 with 10 points and 12 rebounds...Had three games with double digits rebounds...Four times had five offensive rebounds or more...Won three consecutive C-USA Freshman of the Week honors in January...The first North Texas freshman to earn multiple C-USA Freshman of the Week honors since 2017

High School

Graduated from Legacy the School of Sport Sciences in Spring, TX...Played at Klein Oak HS his freshman-junior year...2021 Conference MVP...2021 First Team Southwest Athletic Interscholastic Conference

SISSOKO'S MISCELLANEOUS STATS

	Career
Games with 10+ Pts	4
Games with 20+ Pts	0
Games 5+ 3s	0
Games with 5+ Reb	16
Games with 10+ Reb	1
Games with 5+ Ast	0
Games with 10+ Ast	0
Games with 5+ Blk	0
Games with 5+ Stl	0
Double-Doubles	1

MOULAYE SISSOKO'S CAREER STATS


SEASON	TEAM	GP-GS	MIN/AVG	Field Goals FG-FGA FG%	3-Point 3FG-3FGA 3FG%	F-Throws FT-FTA FT%	Rebounds OFF DEF TOT AVG	PF-FO	A	TO	BLK	STL	PTS	AVG
2020-21	UD	14-0	134/9.6	7-20 .350	0-0 .000	6-6 1.000	7 31 38 2.7	19-0	3	10	1	0	20	1.4
2021-22	UD	30-0	211/7.0	32-48 .667	0-0 .000	8-11 .727	32 29 61 2.0	21-0	3	8	2	5	72	2.4
2022-23	UNT	33-4	315/9.5	37-52 .712	0-0 .000	8-15 .533	34 45 79 2.4	32-0	6	21	3	9	82	2.5
2023-24	UNT	10-10	178/17.8	19-31 .613	0-0 .000	5-8 .625	25 33 58 5.8	21-0	2	10	0	0	43	4.3
TOTAL FOR UNT		43-14	493/11.5	56-83 .675	0-0 .000	13-23 .565	59 78 137 3.2	53-0	8	31	3	9	125	2.9

15

RUBIN JONES

6-5 • 200

Sr. • G

Houston, TX.
(Jack Yates HS)

2022-23

Played in 35 games and made five starts...Named to the 2023 C-USA All-Defensive Team...Averaged 6.7 points per game and grabbed 3.0 rebounds per game...Had 68 assists on the year...Made 31 3-pointers...Had 14 blocks on the year...Scored a career-high 17 points versus Sam Houston in UNT's 75-55 NIT Second Round victory...Scored 12 points in the second half versus Wisconsin in UNT's 56-54 NIT Semifinal win...Scored in double figures 10 times...Was a perfect 5-of-5 from deep versus Sam Houston on March 19...Had a career-high seven rebounds versus UAB on Feb. 9...Averaged 9.0 points per game in the NIT...His 10 made 3-pointers in the NIT were the second-most in the whole tournament...Shot 47.6 percent from deep in the NIT...Started the final four games of the year...Played a career-high 42 minutes on Feb. 9 versus UAB in the Mean Green's 82-79 double overtime win over the Blazers...Was a perfect 8-of-8 at the free throw line versus Charlotte on Feb. 11...Missed the first two games of the year as he recovered from offseason knee surgery...Also missed UNT's Dec. 6 win at UT Arlington for rest

2021-22

Played and started in 30 of the Mean Green's 31 games...Averaged 8.2 points per game (255 total)...Grabbed 3.0 rebounds per game (94 total)...Dished out 68 total assists...His 41 made 3-pointers were the third-most on the team...Averaged 31.7 minutes per game, which was the second-highest on the team...Scored a season-high 16 points on Jan. 22 in UNT's 69-56 win over Old Dominion...Had a season-high seven assists on Jan. 27 in UNT's 63-54 win at Southern Miss...Grabbed a season-high seven rebounds on Jan. 27 at Southern Miss in a 63-54 win...Made a season-high three 3-pointers six times throughout the year...Scored in double figures 11 times...Named the 2021 Basketball Hall of Fame Classic Player of the Game in UNT's 66-57 win over UMass after scoring 13 points and making three 3-pointers in the win...Had 15 points in North Texas' NIT First Round victory over Texas State...Dropped 15 points and had four assists in North Texas' 57-54 win over Drake at the ESPN Events Invitational in Orlando, FL...Missed UNT's NIT Second Round game versus Virginia with lower body strain

2020-21

Played in 22 games...Named to the C-USA All-Freshman Team...Had a lower body injury in the final regular season game of the year that caused him to miss the remainder of the season...Averaged 22.6 minutes per game...Averaged 6.2 points per game...His 36 assists were the fourth most on the team...Was 26-of-64 from deep (.406)...Scored a season-high 14 points at Mississippi State on Dec. 4...Had a season-high six rebounds at No. 11 West Virginia on Dec. 11...Made a season-high four 3-pointers at Mississippi State on Dec. 4...Had a season-high four assists versus LA Tech on Feb. 5...Scored in double figures six times...Voted C-USA Freshman of the Week on Jan. 11

CAREER HIGHS

Points _____ 20, vs. Mississippi St. (12/17/23)
Rebounds _____ 7, (3x)
Field Goals _____ 6, (4x)
Field Goals Att. _____ 16, vs. LSU (11/17/23)
3-Pt. Field Goals _____ 5, vs. Sam Houston (3/19/23)
3-Pt. Field Goals Att. _____ 6, (6x)
Free Throws _____ 8, vs. Charlotte (2/11/23)
Free Throws Att. _____ 8, (2x)
Assists _____ 8, vs. Omaha (11/11/23)
Blocks _____ 3, (2x)
Steals _____ 6, vs. Towson (11/19/23)
Minutes _____ 42, vs. UAB (2/9/23)

2023-24 JONES' GAME-BY-GAME

#15 JONES, Rubin

Opponent	Date	GS	MIN	Total		3-Pointers		Free throws		Rebounds				PF	A	TO	BLK	STL	PTS	AVG	
				FG	FGA	PCT	3FG	3FGA	PCT	FT	FTA	PCT	OFF								DEF
UNI	11/07/2023	*	35:44	5-11	.455	3-4	.750	2-2	1.000	1	0	1	1.0	3	5	3	0	5	15	15.0	
Omaha	11/11/2023	*	37:17	4-10	.400	0-2	.000	1-2	.500	1	2	3	2.0	1	8	3	0	0	9	12.0	
vs St. John's (NY)	11/16/2023	*	28:40	3-10	.300	1-5	.200	1-2	.500	2	2	4	2.7	4	3	4	0	1	8	10.7	
vs LSU	11/17/2023	*	37:36	5-16	.313	3-6	.500	2-2	1.000	2	5	7	3.8	1	3	1	0	2	15	11.8	
vs Towson	11/19/2023	*	28:37	4-8	.500	1-3	.333	0-0	.000	0	0	0	3.0	3	5	0	0	6	9	11.2	
Angelo St.	11/26/2023	*	24:17	2-8	.250	1-2	.500	2-2	1.000	0	4	4	3.2	1	5	1	0	7	10.5		
Mississippi Val.	12/02/2023	*	29:29	6-10	.600	3-5	.600	0-0	.000	0	2	2	3.0	1	3	0	0	1	15	11.1	
at Boise St.	12/05/2023	*	29:46	6-13	.462	0-3	.000	4-6	.667	0	3	3	3.0	5	2	4	0	1	16	11.8	
vs Fordham	12/10/2023	*	34:40	3-16	.188	0-3	.000	0-0	.000	1	2	3	3.0	3	6	4	3	0	6	11.1	
vs Mississippi St.	12/17/2023	*	26:03	6-11	.545	2-6	.333	6-8	.750	2	2	4	3.1	4	0	5	0	0	20	12.0	
Totals			10	312:09	44-113	.389	14-39	.359	18-24	.750	9	22	31	3.1	26	40	25	3	16	120	12.0

Player Averages

Games Played	Minutes/game	Points/game	FG Pct	3FG Pct	FT Pct	Rebounds/game	Assists/game	Turnovers/game	Assist/Turnover ratio	Steals/game	Blocks/game
10	31.2	12.0	38.9	35.9	75.0	3.1	4.0	2.5	1.6	1.6	0.3

JONES' MISCELLANEOUS STATS

	Career
Games with 10+ Pts	32
Games with 20+ Pts	1
Games 5+ 3s	1
Games with 5+ Reb	14
Games with 10+ Reb	0
Games with 5+ Ast	11
Games with 10+ Ast	0
Games with 5+ Blk	0
Games with 5+ Stl	3
Double-Doubles	0

RUBIN JONES' CAREER STATS

SEASON	TEAM	GP-GS	MIN/AVG	Field Goals FG-FGA FG%	3-Point 3FG-3FGA 3FG%	F-Throws FT-FTA FT%	Rebounds OFF DEF TOT AVG	PF-FO	A	TO	BLK	STL	PTS	AVG
2020-21	UNT	22-0	496/22.5	45-118 .381	26-64 .406	21-30 .700	15 30 45 2.0	27-0	36	37	3	19	137	6.2
2021-22	UNT	31-31	981/31.7	84-204 .412	41-119 .345	46-62 .742	19 75 94 3.0	64-1	68	63	7	28	255	8.2
2022-23	UNT	35-5	969/27.7	77-203 .379	31-97 .320	49-66 .742	18 88 106 3.0	71-1	68	70	14	46	234	6.7
2023-24	UNT	10-10	312/31.2	44-113 .389	14-39 .359	18-24 .750	9 22 31 3.1	26-1	40	25	3	16	120	12.0
TOTAL		98-46	2758/28.1	250-638 .392	112-319 .351	134-182 .736	61 215 276 2.8	188-3	212	195	27	109	746	7.6

20

GRAYSON ALLO

6-5 • 185
R-Soph. • G
Carrollton, TX.
(Hebron HS)



2022-23

Played in nine games...Played a season-high three minutes versus Paul Quinn on Nov. 22...Made a 3-pointer versus Western Kentucky on March 9...Had a steal versus Long Beach State on Nov. 26...Played a total of 14 minutes and 32 seconds on the year...Saw action in two of UNT's five NIT contests...Played in two conference games...Made his collegiate debut on Nov. 13 at Saint Mary's...Conference USA Commissioner's Honor Roll

2021-22

Developmental redshirt...Saw no playing time

CAREER HIGHS

Points _____ 3, vs. WKU (3/4/23)
Rebounds _____ 2, vs. Angelo St. (11/26/23)
Field Goals _____ 1, vs. WKU (3/4/23)
Field Goals Att. _____ 1, (2x)
3-Pt. Field Goals _____ 1, vs. WKU (3/4/23)
3-Pt. Field Goals Att. _____ 1, (2x)
Free Throws _____ N/A
Free Throws Att. _____ N/A
Assists _____ 1, (2x)
Blocks _____ N/A
Steals _____ 1, vs. Long Beach St. (11/26/23)
Minutes _____ 3, (3x)

2023-24 ALLO'S GAME-BY-GAME

#20 ALLO, Grayson

Opponent	Date	GS	MIN	Total	3-Pointers	Free throws	Rebounds	Pf	A	TO	BLK	STL	PTS	AVG
FG-FGA	PCT	3FG-3FGA	PCT	FT-FTA	PCT	OFF	DEF	TOT	AVG					
vs Towson	11/19/2023	02:34	0-1	.000	0-1	.000	0-0	.000	0	0	0	0	0	0.0
Angelo St.	11/26/2023	03:20	0-0	.000	0-0	.000	0-0	.000	0	2	2	1	0	0.0
Mississippi Val.	12/02/2023	02:28	0-0	.000	0-0	.000	0-0	.000	0	0	0	0	0	0.0
Totals		0 08:22	0-1	.000	0-1	.000	0-0	.000	0	2	2	0	0	0.0

Player Averages

Games Played	Minutes/game	Points/game	FG Pct	3FG Pct	FT Pct	Rebounds/game	Assists/game	Turnovers/game	Assist/Turnover ratio	Steals/game	Blocks/game
3	2.8	0.0	0.0	0.0	0.0	0.7	0.7	0.0	2.0	0.0	0.0

ALLO'S MISCELLANEOUS STATS

	2022-23	2023-24	Career
Games with 10+ Pts	0	0	0
Games with 20+ Pts	0	0	0
Games 5+ 3s	0	0	0
Games with 5+ Reb	0	0	0
Games with 10+ Reb	0	0	0
Games with 5+ Ast	0	0	0
Games with 10+ Ast	0	0	0
Games with 5+ Blk	0	0	0
Games with 5+ Stl	0	0	0
Double-Doubles	0	0	0

GRAYSON ALLO'S CAREER STATS

				Field Goals		3-Point		F-Throws		Rebounds								Scoring		
SEASON	TEAM	GP-GS	MIN/AVG	FG-FGA	FG%	3FG-3FGA	3FG%	FT-FTA	FT%	OFF	DEF	TOT	AVG	PF-FO	A	TO	BLK	STL	PTS	AVG
2022-23	UNT	9-0	15/1.6	1-1	1.000	1-1	1.000	0-0	.000	0	0	0	0.0	0-0	0	0	0	1	3	0.3
2023-24	UNT	3-0	8/2.8	0-1	.000	0-1	.000	0-0	.000	0	2	2	0.7	2-0	2	0	0	0	0	0.0
TOTAL		12-0	23/1.9	1-2	.500	1-2	.500	0-0	.000	0	2	2	0.2	2-0	2	0	0	1	3	0.3

21

CHRIS MORGAN

6-8 • 220

R-Soph. • F
DeSoto, TX.
(Lancaster HS)

2022-23

Played in 10 games...Played in four conference games and two NIT games...Made his collegiate debut on Nov. 19 versus Fresno State...Scored first collegiate points on March 4 versus Western Kentucky... Had six rebounds on the year...Had a season-high two rebounds twice...Played a season-high four minutes versus Paul Quinn on Nov. 22...Blocked a shot versus Paul Quinn on Nov. 22

2021-22

Developmental redshirt...Saw no playing time

HIGH SCHOOL

Played his senior season at Lancaster High School...Played his freshman-junior year at DeSoto High School...Named 2021 First Team All-District...Averaged 14.8 points, 10.2 rebounds and 4 .0 blocks per game in 2020-21...Rated a 3-star recruit by Rivals

PERSONAL

Father Ronnie Morgan played for the UNT men's basketball from 1988-90 and his brother J'mison Morgan played men's basketball at Baylor from 2010-12 while Grant McCasland was an assistant for the Bears

CAREER HIGHS

Points	2, (2x)
Rebounds	2, (3x)
Field Goals	1, (2x)
Field Goals Att.	2, (4x)
3-Pt. Field Goals	N/A
3-Pt. Field Goals Att.	N/A
Free Throws	N/A
Free Throws Att.	N/A
Assists	N/A
Blocks	1, vs. Paul Quinn (11/22/22)
Steals	N/A
Minutes	8, vs. Angelo St. (11/26/23)

2023-24 MORGAN'S GAME-BY-GAME

#21 MORGAN, Chris

Opponent	Date	GS	MIN	Total		3-Pointers		Free throws		Rebounds		PF	A TO	BLK	STL	PTS	AVG			
				FG-FGA	PCT	3FG-3FGA	PCT	FT-FTA	PCT	OFF	DEF							TOT	AVG	
Angelo St.	11/26/2023		08:12	1-2	.500	0-0	.000	0-0	.000	1	1	2	2.0	1	0	1	0	2	2.0	
Mississippi Val.	12/02/2023		03:36	0-1	.000	0-0	.000	0-0	.000	0	0	0	1.0	1	0	0	0	1	0	1.0
Totals		0	11:48	1-3	.333	0-0	.000	0-0	.000	1	1	2	1.0	2	0	1	1	2	1.0	1.0

Player Averages

Games Played	Minutes/game	Points/game	FG Pct	3FG Pct	FT Pct	Rebounds/game	Assists/game	Turnovers/game	Assist/Turnover ratio	Steals/game	Blocks/game
2	5.9	1.0	33.3	0.0	0.0	1.0	0.0	0.5	0.0	0.5	0.0

MORGAN'S MISCELLANEOUS STATS

	2022-23	2023-24	Career
Games with 10+ Pts	0	0	0
Games with 20+ Pts	0	0	0
Games 5+ 3s	0	0	0
Games with 5+ Reb	0	0	0
Games with 10+ Reb	0	0	0
Games with 5+ Ast	0	0	0
Games with 10+ Ast	0	0	0
Games with 5+ Blk	0	0	0
Games with 5+ Stl	0	0	0
Double-Doubles	0	0	0

CHRIS MORGAN'S CAREER STATS

				Field Goals		3-Point		F-Throws		Rebounds									Scoring	
SEASON	TEAM	GP-GS	MIN/AVG	FG-FGA	FG%	3FG-3FGA	3FG%	FT-FTA	FT%	OFF	DEF	TOT	AVG	PF-FO	A	TO	BLK	STL	PTS	AVG
2022-23	UNT	10-0	21/2.1	1-10	.100	0-0	.000	0-0	.000	1	5	6	0.6	4-0	0	3	1	0	2	0.2
2023-24	UNT	2-0	12/5.9	1-3	.333	0-0	.000	0-0	.000	1	1	2	1.0	2-0	0	1	0	1	2	1.0
TOTAL		12-0	33/2.8	2-13	.154	0-0	.000	0-0	.000	2	6	8	0.7	6-0	0	4	1	1	4	0.3

22

CJ NOLAND

6-4 • 215

Jr. • G

Waxahachie, TX.
(Oklahoma)

2022-23 (Oklahoma)

Played in 26 games and made eight starts for the Sooners...Averaged 3.2 points and 1.3 rebounds per outing...Made first career start on Nov. 7 versus Sam Houston...Scored in double figures twice...Had a season-high five rebounds twice...Made two or more 3-pointers five times...Led all Oklahoma scorers with a season-high 11 points on Jan. 24 at No. 11 TCU... Scored 11 points on 4-of-6 shooting from the field and finished 3 of 5 from deep against UNC Wilmington on Nov. 15

2021-22 (Oklahoma)

Played in 33 games for Oklahoma...Named to the 2022 Big 12 All-Freshman Team...Averaged 3.9 points per game...Scored a season-high 10 points on Jan. 1 versus Kansas State...Shot 53.6 percent from the floor and 43.6 percent from deep...Had 22 steals on the year...Scored eight points in under eight minutes versus No. 7 Kansas on Jan. 18...Had a season-high six rebounds versus Missouri State in the first round of the NIT on March 15...Scored nine points versus Northwestern State in his collegiate debut on Nov. 9

High School

A 2021 graduate from Waxahachie High School...A four-star recruit coming out of high school...The nation's No. 98 and No. 7 ranked Texas recruit by ESPN...Ranked as the No. 86 overall recruit by Rivals...As a senior, led the Indians to a No. 1 ranking in Texas and a 6A Regional final appearance... Was voted by the 2021 Texas Association of Basketball Coaches to the 6A All-State honor...A three-time all-region and all-district honoree

CAREER HIGHS

Points _____ 18, vs. Omaha (11/11/23)
Rebounds _____ 6, (2x)
Field Goals _____ 5, vs. Omaha (11/11/23)
Field Goals Att. _____ 10, vs. Northern Iowa (11/7/23)
3-Pt. Field Goals _____ 3, vs. UNCW (11/15/22)
3-Pt. Field Goals Att. _____ 5, (2x)
Free Throws _____ 6, vs. Omaha (11/11/23)
Free Throws Att. _____ 7, vs. Omaha (11/11/23)
Assists _____ 3, at Boise State (12/5/23)
Blocks _____ 1, (7x)
Steals _____ 4, at Boise State (12/5/23)
Minutes _____ 31, vs. Northern Iowa (11/7/23)

2023-24 NOLAND'S GAME-BY-GAME

#22 NOLAND, CJ

Opponent	Date	GS	MIN	Total		3-Pointers		Free throws		Rebounds			PF	A	TO	BLK	STL	PTS	AVG		
				FG-FGA	PCT	3FG-3FGA	PCT	FT-FTA	PCT	OFF	DEF	TOT								AVG	
UNI	11/07/2023	*	30:31	4-10	.400	1-3	.333	2-4	.500	1	3	4	4	2	2	0	0	11	11.0		
Omaha	11/11/2023	*	25:59	5-8	.625	2-4	.500	6-7	.857	0	1	1	2.5	3	1	2	0	18	14.5		
vs St. John's (NY)	11/16/2023	*	20:58	1-6	.167	1-2	.500	0-0	.000	1	5	6	3.7	3	2	1	1	3	10.7		
vs LSU	11/17/2023	*	12:55	1-4	.250	1-3	.333	0-0	.000	0	0	0	2.8	4	0	2	1	0	3	8.8	
vs Towson	11/19/2023	*	26:24	2-7	.286	0-2	.000	0-0	.000	0	2	2	2.6	0	1	3	0	3	4	7.8	
Angelo St.	11/26/2023	*	22:18	3-6	.500	2-4	.500	2-4	.500	1	3	4	2.8	1	2	1	0	2	10	8.2	
Mississippi Val.	12/02/2023	*	19:21	3-6	.500	0-2	.000	2-2	1.000	0	0	0	2.4	2	2	1	0	0	8	8.1	
at Boise St.	12/05/2023	*	28:48	4-9	.444	2-3	.667	2-3	.667	0	2	2	2.4	2	3	2	0	4	12	8.6	
vs Fordham	12/10/2023	*	16:06	0-2	.000	0-0	.000	0-0	.000	0	1	1	2.2	1	1	4	1	1	0	7.7	
vs Mississippi St.	12/17/2023	*	24:37	3-5	.600	0-2	.000	0-0	.000	0	1	1	2.1	3	0	0	0	0	6	7.5	
Totals			10	227:57	26-63	.413	9-25	.360	14-20	.700	3	18	21	2.1	22	14	18	3	11	75	7.5

Player Averages

Games Played	Minutes/game	Points/game	FG Pct	3FG Pct	FT Pct	Rebounds/game	Assists/game	Turnovers/game	Assist/Turnover ratio	Steals/game	Blocks/game
10	22.8	7.5	41.3	36.0	70.0	2.1	1.4	1.8	0.8	1.1	0.3

NOLAND'S MISCELLANEOUS STATS

	2021-22	2022-23	2023-24	Career
Games with 10+ Pts	1	2	4	7
Games with 20+ Pts	0	0	0	0
Games 5+ 3s	0	0	0	0
Games with 5+ Reb	2	2	2	6
Games with 10+ Reb	0	0	0	0
Games with 5+ Ast	0	0	0	0
Games with 10+ Ast	0	0	0	0
Games with 5+ Blk	0	0	0	0
Games with 5+ Stl	0	0	0	0
Double-Doubles	0	0	0	0

CJ NOLAND'S CAREER STATS

SEASON	TEAM	GP-GS	MIN/AVG	Field Goals	3-Point	F-Throws	Rebounds	PF	FO	A	TO	BLK	STL	PTS	AVG
2021-22	OU	33-0	418/12.7	52-97	.536	17-39	.436	9-13	.692	7	41	48	1.5	34-0	3.9
2022-23	OU	26-8	378/14.5	30-84	.357	13-55	.236	10-19	.526	5	30	35	1.3	19-0	3.2
2023-24	UNT	10-10	228/22.8	26-63	.413	9-25	.360	14-20	.700	3	18	21	2.1	22-0	7.5
TOTAL FOR UNT		10-10	228/22.8	26-63	.413	9-25	.360	14-20	.700	3	18	21	2.1	22-0	7.5

23

MATTHEW STONE

6-4 • 200

Jr. • G

Kingfisher, OK.
(Kingfisher HS)

2022-23

Played in all 38 games and started two...Started the first two games of the year...Averaged 2.5 points per game and averaged 2.2 rebounds per game...Averaged 15.5 minutes per game...Had 31 total assists on the year...Made 14 3-pointers on the year...Had a 1.55 assist/turnover ratio...Scored a season-high 10 points on Feb. 18 at UTEP and dished out a season-high three assists...Made a season-high two 3-pointers twice...Had a season-high six rebounds on Dec. 31 versus FIU...Had a season-high three assists three times...Played a season-high 31 minutes at Saint Mary's on Nov. 13...Scored eight points versus Omaha Dec. 3...Scored seven points three times...Had three offensive rebounds at Rice on Feb. 4...Had three offensive rebounds on Dec. 31 versus FIU on Dec. 31...Conference USA Commissioner's Honor Roll

2021-22

Played in 13 games...Scored a season-high three points versus Oklahoma Christian on Nov. 9...Grabbed a season-high six rebounds versus LSU Shreveport on Dec. 4...Had a season-high three assists versus LSU Shreveport on Dec. 4...Played 14 minutes versus LSU Shreveport on Dec. 4...Played five minutes on March 20 versus Virginia and had two offensive rebounds two points...Had three rebounds versus Kansas on Nov. 25

High School

Graduated from Kingfisher HS in Kingfisher, Oklahoma...Scored 1,538 career points in high school...Led Kingfisher HS to a 107-4 combined record over his four years on varsity...Won the 2021 4A Oklahoma State Championship...Won the 2019 4A Oklahoma State Championship...2021 OCA All-State

CAREER HIGHS

Points _____ 10, (2x)
Rebounds _____ 6, (2x)
Field Goals _____ 4, (2x)
Field Goals Att. _____ 8, vs. Omaha (12/3/22)
3-Pt. Field Goals _____ 2, (4x)
3-Pt. Field Goals Att. _____ 8, vs. Omaha (12/3/22)
Free Throws _____ 2, (3x)
Free Throws Att. _____ 2, (5x)
Assists _____ 3, (4x)
Blocks _____ 1, at Charlotte (2/23/23)
Steals _____ 3, vs. Mississippi Valley St. (12/2/23)
Minutes _____ 31, vs. Saint Mary's (11/13/22)

2023-24 STONE'S GAME-BY-GAME

#23 STONE, Matthew

Opponent	Date	GS	MIN	Total FG-FGA	PCT	3FG-3FGA	PCT	Free throws FT-FTA	PCT	Rebounds OFF DEF TOT	PF	A	TO	BLK	STL	PTS	AVG		
UNI	11/07/2023		08:14	0-0	.000	0-0	.000	0-0	.000	0 0 0	0	0	0	0	0	0	0.0		
Omaha	11/11/2023		18:09	2-4	.500	2-4	.500	0-0	.000	0 2 2	1	0	0	0	0	6	3.0		
vs St. John's (NY)	11/16/2023		15:13	2-3	.667	1-1	1.000	0-0	.000	1 2 3	1	7	0	0	0	1	5	3.7	
vs LSU	11/17/2023		12:22	0-1	.000	0-1	.000	0-0	.000	1 1 2	1	8	0	1	0	0	0	2.8	
vs Towson	11/19/2023		21:20	3-3	1.000	1-1	1.000	0-1	.000	1 1 2	1	8	0	0	0	0	7	3.6	
Angelo St.	11/26/2023		17:33	1-3	.333	0-0	.000	0-0	.000	2 3 5	2	3	1	2	0	0	2	3.3	
Mississippi Val.	12/02/2023		22:02	4-6	.667	2-4	.500	0-0	.000	0 3 3	2	4	1	1	1	0	3	10	4.3
at Boise St.	12/05/2023		14:02	0-1	.000	0-1	.000	0-0	.000	0 0 0	0	2	1	4	0	0	1	0	3.8
vs Fordham	12/10/2023		13:35	0-0	.000	0-0	.000	0-0	.000	0 3 3	2	2	0	0	0	1	0	3.3	
vs Mississippi St.	12/17/2023		16:28	0-2	.000	0-2	.000	0-0	.000	0 0 0	0	2	0	1	0	0	0	3.0	
Totals			0 158:57	12-23	.522	6-14	.429	0-1	.000	5 15 20	2	10	5	2	0	6	30	3.0	

Player Averages

Games Played	Minutes/game	Points/game	FG Pct	3FG Pct	FT Pct	Rebounds/game	Assists/game	Turnovers/game	Assist/Turnover ratio	Steals/game	Blocks/game
10	15.9	3.0	52.2	42.9	0.0	2.0	0.5	0.2	2.5	0.6	0.0

STONE'S MISCELLANEOUS STATS

	2021-22	2022-23	2023-24	Career
Games with 10+ Pts	0	0	2	2
Games with 20+ Pts	0	0	0	0
Games 5+ 3s	0	0	0	0
Games with 5+ Reb	2	4	1	7
Games with 10+ Reb	0	0	0	0
Games with 5+ Ast	0	0	0	0
Games with 10+ Ast	0	0	0	0
Games with 5+ Blk	0	0	0	0
Games with 5+ Stl	0	0	0	0
Double-Doubles	0	0	0	0

MATTHEW STONE'S CAREER STATS

				Field Goals		3-Point		F-Throws		Rebounds										Scoring	
SEASON	TEAM	GP-GS	MIN/AVG	FG-FGA	FG%	3FG-3FGA	3FG%	FT-FTA	FT%	OFF	DEF	TOT	AVG	PF-FO	A	TO	BLK	STL	PTS	AVG	
2021-22	UNT	13-0	62/4.8	3-15	.200	1-11	.091	1-3	.333	7	13	20	1.5	5-0	4	0	0	1	8	0.6	
2022-23	UNT	38-2	591/15.5	37-94	.394	14-57	.246	8-11	.727	25	59	84	2.2	47-0	31	20	1	13	96	2.5	
2023-24	UNT	10-0	159/15.9	12-23	.522	6-14	.429	0-1	.000	5	15	20	2.0	10-0	5	2	0	6	30	3.0	
TOTAL		61-2	812/13.3	52-132	.394	21-82	.256	9-15	.600	37	87	124	2.0	62-0	40	22	1	20	134	2.2	

SEASON STATS

Game Records

Record	Overall	Home	Away	Neutral
ALL GAMES	5-5	4-0	0-1	1-4
CONFERENCE	0-0	0-0	0-0	0-0
NON-CONFERENCE	5-5	4-0	0-1	1-4

Score by Periods

Team	1st	2nd	OT	TOT
North Texas	351	306	15	672
Opponents	279	310	9	598

Team Box Score

No.	Player				Total		3-Point		F-Throw		Rebounds													
		GP-GS	MIN	AVG	FG-FGA	FG%	3FG-3FGA	3FG%	FT-FTA	FT%	OFF	DEF	TOT	AVG	PF	DQ	A	TO	BLK	STL	PTS	AVG		
2	EDWARDS, Jason	10-0	256:34	25.7	41-102	.402	18-54	.333	45-51	.882	0	17	17	1.7	5	0	12	23	1	8	145	14.5		
1	SCOTT, Aaron	10-10	304:38	30.5	48-107	.449	13-30	.433	20-22	.909	18	37	55	5.5	31	2	9	18	14	12	129	12.9		
15	JONES, Rubin	10-10	312:09	31.2	44-113	.389	14-39	.359	18-24	.750	9	22	31	3.1	26	1	40	25	3	16	120	12.0		
22	NOLAND, CJ	10-10	227:57	22.8	26-63	.413	9-25	.360	14-20	.700	3	18	21	2.1	22	0	14	18	3	11	75	7.5		
00	BUGGS III, John	10-10	305:22	30.5	21-55	.382	15-45	.333	5-5	1.000	7	24	31	3.1	18	0	8	5	1	4	62	6.2		
10	ALLEN, Robert	10-0	208:14	20.8	17-34	.500	0-0	.000	18-27	.667	27	51	78	7.8	24	1	9	13	7	9	52	5.2		
14	SISSOKO, Moulaye	10-10	178:05	17.8	19-31	.613	0-0	.000	5-8	.625	25	33	58	5.8	21	0	2	10	0	0	43	4.3		
23	STONE, Matthew	10-0	158:57	15.9	12-23	.522	6-14	.429	0-1	.000	5	15	20	2.0	10	0	5	2	0	6	30	3.0		
3	MOORE, Christian	4-0	23:06	5.8	2-3	.667	0-1	.000	3-4	.750	0	4	4	1.0	2	0	0	5	0	1	7	1.8		
4	COTTON, Alex	4-0	20:58	5.2	2-6	.333	1-4	.250	2-2	1.000	1	2	3	0.8	2	0	0	2	1	1	7	1.8		
21	MORGAN, Chris	2-0	11:48	5.9	1-3	.333	0-0	.000	0-0	.000	1	1	2	1.0	2	0	0	1	0	1	2	1.0		
20	ALLO, Grayson	3-0	08:22	2.8	0-1	.000	0-1	.000	0-0	.000	0	2	2	0.7	2	0	2	0	0	0	0	0.0		
13	DIXON JR., Terrance	3-0	08:49	2.9	0-0	.000	0-0	.000	0-2	.000	0	0	0	0.0	3	0	0	0	0	0	0	0.0		
Team											18	15	33					6						
Total		10	2025		233-541	.431	76-213	.357	130-166	.783	114	241	355	35.5	168	4	101	128	30	69	672	67.2		
Opponents		10	2025		211-532	.397	57-185	.308	119-174	.684	107	208	315	31.5	155	3	101	129	31	67	598	59.8		

Team Statistics

	UNT	OPP
Scoring	672	598
Points per game	67.2	59.8
Scoring margin	+7.4	-
Field goals-att	233-541	211-532
Field goal pct	.431	.397
3 point fg-att	76-213	57-185
3-point FG pct	.357	.308
3-pt FG made per game	7.6	5.7
Free throws-att	130-166	119-174
Free throw pct	.783	.684
F-Throws made per game	13.0	11.9
Rebounds	355	315
Rebounds per game	35.5	31.5
Rebounding margin	+4.0	-
Assists	101	101
Assists per game	10.1	10.1
Turnovers	128	129
Turnovers per game	12.8	12.9
Turnover margin	+0.1	-
Assist/turnover ratio	0.8	0.8
Steals	69	67
Steals per game	6.9	6.7
Blocks	30	31
Blocks per game	3.0	3.1
Winning streak	0	-
Home win streak	4	-
Attendance	13878	9865
Home games-Avg/Game	4-3470	1-9865
Neutral site-Avg/Game	-	5-3859

Team Results

Date	Opponent		Score	Att.
11/07/2023	UNI	Wot	83-77	4415
11/11/2023	Omaha	W	75-64	3533
11/16/2023	vs St. John's (NY)	L	52-53	3879
11/17/2023	vs LSU	L	62-66	3927
11/19/2023	vs Towson	W	65-39	2753
11/26/2023	Angelo St.	W	79-50	2865
12/02/2023	Mississippi Val.	W	79-48	3065
12/05/2023	at Boise St.	L	64-69	9865
12/10/2023	vs Fordham	L	59-60	6072
12/17/2023	vs Mississippi St.	L	54-72	2662

TV/RADIO ROSTER

**00 • JOHN BUGGS III**

G • 6-2 • 185 lbs • R-Jr.
Homer, Louisiana

**1 • AARON SCOTT**


G/F • 6-7 • 200 lbs • Jr.
Spring, Texas

**2 • JASON EDWARDS**


G • 6-0 • 170 lbs • Soph.
Atlanta, Georgia

**3 • CHRISTIAN MOORE**

G • 5-11 • 170 lbs • Soph.
Jacksonville, AR

**4 • ALEX COTTON**

G • 6-5 • 195 lbs • Fr.
Carrollton, Texas

**5 • RONDEL WALKER**

G • 6-5 • 180 lbs • Jr.
Midwest City, Oklahoma

**10 • ROBERT ALLEN**


F • 6-9 • 225 lbs • R-Sr.
Orlando, Florida

**13 • TERRANCE DIXON JR.**


F • 6-8 • 235 lbs • So.
Lawrenceville, Georgia

**14 • MOULAYE SISSOKO**


F • 6-9 • 250 lbs • Jr.
Bamako, Mali.

**15 • RUBIN JONES**

G • 6-5 • 190 lbs • Sr.
Houston, Texas

**20 • GRAYSON ALLO**

G • 6-5 • 185 lbs • R-Soph.
Carrollton, Texas

**21 • CHRIS MORGAN**


F • 6-8 • 220 lbs • R-Soph.
DeSoto, Texas

**22 • CJ NOLAND**

G • 6-5 • 215 lbs • Jr.
Waxahachie, Texas

**23 • MATTHEW STONE**


G • 6-4 • 200 lbs • Jr.
Kingfisher, Oklahoma



ROSS HODGE
Head Coach
1st Season As HC
7th Season Overall



JOHNNY ESTELLE
Assistant Coach
1st Season



PHIL FORTE
Assistant Coach
1st Season



JASE HERL
Assistant Coach
1st Season



ANDRE SHAW
Director of Operations
On-Court Asst. Coach
3rd Season



MIKE RANDLE
On-Court Asst. Coach
1st Season