

GAME #9

vs North Texas

Saturday, Oct. 29 / 2:30 p.m. CT
Houchens-Smith Stadium / Bowling Green, Ky.



WATCH: **Play-by-Play:** Ari Wolfe
Analyst: Sed Bonner

RADIO: **Play-by-Play:** Randy Lee
Analyst: Terry Obee
Sideline: Jared Holland & Lexi Schweinert

Hilltopper Sports Network: SAM 100.7 FM & ESPN 102.7 FM

Internet Radio: www.WKUSports.tv and "Behind The Mic"
Live Stats: WKU.Statbroadcast.com

WKU HILLTOPPERS (5-3, 3-1 CONFERENCE USA)

DATE	OPPONENT	TIME (CT)	RESULT/TV
August			
27	Austin Peay	--	W, 38-27
September			
3	at Hawaii	--	W, 49-17
17	at Indiana	--	L, 30-33 OT
24	FIU*	--	W, 73-0
October			
1	Troy	--	L, 27-34
8	at UTSA*	--	L, 28-31
15	at Middle Tennessee*	--	W, 35-17
21	UAB*	--	W, 20-17
29	North Texas* (HC)	2:30 p.m.	Stadium
November			
5	at Charlotte*	11 a.m.	CBSSN
12	Rice*	1 p.m.	ESPN Networks
19	at Auburn	TBA	TBA
26	at Florida Atlantic*	11 a.m.	CBSSN

NORTH TEXAS MEAN GREEN (4-4, 3-1 CONFERENCE USA)

DATE	OPPONENT	TIME (CT)	RESULT/TV
August			
27	UTEP*	--	W, 31-13
September			
3	at SMU	--	L, 10-48
10	Texas Southern	--	W, 59-27
17	at UNLV	--	L, 27-58
24	at Memphis	--	L, 34-44
October			
1	Florida Atlantic*	--	W, 45-28
15	Louisiana Tech*	--	W, 47-27
22	at UTSA*	--	L, 27-31
29	at WKU*	2:30	Stadium
November			
5	FIU*	3 p.m.	ESPN Networks
12	at UAB*	2:30	Stadium
26	Rice*	1 p.m.	ESPN Networks

HILLTOPPER

2022 FOOTBALL GAME NOTES PACKAGE

@WKUFootball

@wkufootball

www.WKUSports.com

/WKUFootball

WKUSports

Media Contact: Tyler Roper, Associate Director of Athletic Communications • tyler.roper@wku.edu • 801-518-7941 • @t_rop93
Secondary Contact: Jack Todd, Assistant Director of Athletic Communications • jack.todd@wku.edu • 615-943-3325 • @jack_todd4

OPENING KICKOFF

HOMECOMING

It's homecoming week on The Hill! The Hilltoppers will celebrate homecoming against North Texas this year. Last season's homecoming game was against Charlotte and the Hilltoppers game away with a 45-13 victory over the 49ers.

BREAKING THE TIE

Both of WKU's last two games saw the Hilltoppers enter the matchup with a tied series against their opponent. WKU and Middle Tennessee were tied 35-35-1 entering the 100 Miles of Hate Rivalry. WKU and UAB were tied 4-4 all-time entering Friday night's contest. WKU won both those games to claim the all-time series lead. This week, WKU and North Texas enter Saturday's contest with the series tied at four wins apiece.

LAST DANCE

Saturday will mark the last meeting between WKU and North Texas for the foreseeable future as the Mean Green prepare to make the transition to the American Athletic Conference next season. The Hilltoppers have played North Texas twice as Conference USA rivals, winning both meetings in 2015 as well as 2016.

CHAMPIONSHIP IMPLICATIONS

Saturday's matchup between the Hilltoppers and Mean Green will go a long way in sorting out the Conference USA standings. WKU and North Texas enter Saturday in a tie for second place in Conference USA with both teams owning a 3-1 record in league play. The winner will move into sole possession of second place and control their own destiny to play in the Conference USA Championship game.

ONE MORE WIN

Western Kentucky's win over UAB was its fifth on the season, which puts the Hilltoppers just one win away from becoming bowl eligible this year. It would mark the fourth-consecutive season WKU was eligible for a bowl game, and the 11th time in the past 12 years.

AHEAD OF SCHEDULE

The Hilltoppers are 5-3 through eight games this season, which is one game ahead of where they were through eight games a season ago. The 2021 team was 4-4 through eight games after starting the year 1-4. That team went on to finish 9-5 with an appearance in the Conference USA Championship game and the Boca Raton Bowl, which it won over App State.

THE TYSON HELTON RADIO SHOW

Tune in for the Tyson Helton Radio Show every Monday night. The show can be heard live on 100.7 FM and 1450 AM in Bowling Green, or seen on the WKU Athletics Facebook page via Facebook live.

ALL-TIME vs NORTH TEXAS

Tied 4-4			
SCORE	W/L	LOCATION	DATE
45-7	W	Home	11/12/16
55-28	W	Away	10/15/15
25-24	W	Home	11/24/12
31-21	W	Away	11/19/11
6-33	L	Home	10/20/10
49-68	L	Away	10/31/09
40-51	L	Home	11/1/08
26-27	L	Away	11/24/07

QUOTABLE

"We take it one game at a time, obviously, but we fully understand that to be in control of your own destiny is a good thing and to try not to look past North Texas. Our main focus is North Texas. They are the same way and are trying to control their destiny as well. The big win against UAB, which was huge, that was a really big confidence builder."

-Tyson Helton on the implications of Saturday's game

WHERE TO FIND IT

Numerical Roster	2
Experience Breakdown....	4
Depth Chart.....	5
HC Tyson Helton.....	6
Team Comparison	7
Talking Points	8-11
Career Highs.....	12-14
Key Player Bios.....	15-17
Stats and Info	18-21
Game Recaps	22
Last time it happened....	30
Season Statistics	31

BY THE NUMBERS

2

The WKU defense leads the entire nation in two different categories. The Tops are first in the nation in defensive touchdowns (4) and first in the country in forced turnovers (21).

11

WKU ranks 11th in the nation in passing offense. The Hilltoppers are averaging 317.6 yards per game.

20

Kahlef Hailassie ranks 20th in the nation with nine passes defended. He has broken up eight passes and intercepted two.

120

WKU freshman running back ran for a career-high 120 yards in the Tops' win over UAB Friday night.

ROSTER NOTES
INCOMING TRANSFERS (21)

0	Jaylen Hall	WR
0	Lorenzo Hernandez	DT
2	Davion Ervin-Poindexter	RB
4	Michael Mathison	WR
5	Rome Weber	DB
10	Desmyn Baker	LB
16	Austin Reed	QB
18	Denzil Alleyne	WR
21	Upton Stout	DB
24	Derrick Smith	LB
27	Kiwon Harris	DB
28	Ely George	LB
30	Markese Stepp	RB
32	Kylan Guidry	LB
37	Zavione Wood	RB
40	Zach Lassiter	LS
44	Dareon Goodrum	DT
49	Nolan McCord	K
64	Vincent Murphy	OL
72	Colten Cable	OL
98	Hosea Wheeler	DT

HAVE EARNED 3+ WKU LETTERS (9)

1	Jaden Hunter	LB
2	AJ Brathwaite Jr.	DB
3	Jakairi Moses	RB
25	Bryson Washington	LB
34	Juwuan Jones	DE
46	Cory Munson	K
53	Rusty Staats	OL
75	Gunner Britton	OL
89	Joey Beljan	TE

INTERNATIONAL PLAYERS (1)

47	Tom Ellard	P
----	------------	---

INCOMING FRESHMEN (28)

10	Caden Veltkamp	QB
12	Turner Helton	QB
15	KD Hutchinson	WR
19	Virgil Marshall	DB
20	Lucas Carneiro	K
21	LT Sanders	RB
22	Darius Thomas	DB
26	Amaari Smith	DB
31	Anthony Brackenridge	DB
33	Eli Jones	RB
38	AJ Yasili	LB
41	Alex Ford	DB
42	Trent Zappe	LB
43	Manny Moss	DB
47	Tom Ellard	P
50	Luke Burton	LB
51	Luke Slusher	OL
52	Trey Naughton	LS
58	Evan Wibberley	OL
67	Hayden Todd	OL

#	NAME	POS	HT	WT	CL-EXP	HOMETOWN (PREVIOUS SCHOOL/S)
0	Jaylen Hall	WR	6-3	180	g-Sr.-TR	Macomb, Mich. (Dakota HS/Western Michigan)
0	Lorenzo Hernandez	DT	6-1	285	g-Sr.-TR	Cherry Hill, N.J. (Cherry Hill West HS/Asa College/Monmouth)
1	Jaden Hunter	LB	6-2	240	r-Sr.-3L	Atlanta, Ga. (Westlake HS/Georgia)
2	A.J. Brathwaite, Jr.	DB	6-0	190	r-Jr.-3L	Miami, Fla. (Central HS)
2	Davion Ervin-Poindexter	RB	5-11	190	r-Jr.-TR	Merrillville, Ind. (Brother Rice HS/Indiana)
3	JaQues Evans	LB	6-2	250	So.-2L	Dublin, Ga. (Dublin HS)
3	Jakairi Moses	RB	5-9	195	r-Jr.-3L	Palm Beach, Fla. (William T. Dwyer HS)
4	Niko Cooper	LB	6-5	240	r-So.-1L	Memphis, Tenn. (Douglass HS/Hutchinson CC/Nebraska)
4	Michael Mathison	WR	5-10	180	Jr.-TR	Covington, Ga. (Newton HS/Akron)
5	Dakota Thomas	WR	6-1	200	So.-2L	Snellville, Ga. (Shiloh HS)
5	Rome Weber	DB	5-11	195	r-Jr.-TR	San Bernardino, Calif. (Cajon HS/Wyoming)
6	Joshua Simon	TE	6-4	235	r-So.-2L	Dalzell, S.C. (Crestwood HS)
6	T.J. Springer	DB	6-1	190	r-So.-2L	Nashville, Tenn. (Maplewood HS)
7	Daewood Davis	WR	6-2	195	r-Sr.-1L	Broward County, Fla. (Deerfield Beach HS/Oregon)
7	Tre Shaw	DB	5-11	190	r-Sr.-1L	Ellenwood, Ga. (Cedar Grove HS/North Carolina)
8	Matthew Flint	LB	6-0	240	r-Jr.-1L	Huntsville, Ala. (Madison County HS/North Carolina)
8	Kye Robichaux	RB	6-0	215	So.-1L	Columbus, Ga. (Glenwood HS)
9	Dominique Bradshaw	DB	6-0	180	r-Sr.-2L	Dallas, Texas (Grand Prairie HS/Navarro College)
9	Josh Sterns	WR	5-8	185	So.-1L	Waxahachie, Texas (Waxahachie HS/Houston Baptist)
10	Desmyn Baker	LB	6-2	230	Jr.-TR	Clinton, Miss. (Clinton HS/Northwest Mississippi CC/Rice)
10	Caden Veltkamp	QB	6-5	220	Fr.-HS	Bowling Green, Ky. (South Warren HS)
11	Taliqeu Allen	DB	6-1	205	r-Fr.-1L	Fort Valley, Ga. (Peach County HS)
11	Malachi Corley	WR	5-11	210	So.-2L	Campbellsville, Ky. (Campbellsville HS)
12	Kahlef Hailassie	DB	6-1	200	r-Jr.-1L	Elk Grove, Calif. (Cosumnes HS/Oregon/Independence CC)
12	Turner Helton	QB	6-2	170	Fr.-HS	Palos Verdes Estates, Calif. (Palos Verdes HS)
13	Darius Ocean	QB	6-0	200	r-Fr.-CV	Raleigh, N.C. (Hough HS)
13	Terrion Thompson	DT	6-0	295	So.-1L	Bowling Green, Ky. (Bowling Green HS)
14	Davion Williams	DB	6-0	180	r-Jr.-1L	Belleville, Mich. (Belleville HS/Michigan State)
15	KD Hutchinson	WR	5-8	180	Fr.-HS	Hamilton, Ga. (Harris County HS)
15	Aaron Key	LB	6-1	230	r-Fr.-CV	Decatur, Ga. (Tucker HS)
16	Austin Reed	QB	6-2	230	g-Sr.-TR	St. Augustine Beach, Fla. (St. Augustine HS/West Florida)
16	Kendrick Simpkins	DB	6-0	195	So.-2L	Montgomery, Ala. (Robert E. Lee HS)
17	Travis Collier	DB	6-1	200	r-Fr.-1L	Atlanta, Ga. (Douglas County HS)
17	Dalvin Smith	WR	6-3	190	r-So.-2L	Glasgow, Ky. (Glasgow HS)
18	Denzil Alleyne	WR	6-2	215	So.-TR	Lakeland, Fla. (Independence CC)
18	C.J. Jones	DB	5-10	195	r-Sr.-2L	Cypress, Texas (Cypress Woods HS/Blinn JC)
19	Javy Bunton	RB	6-0	200	r-Fr.-HS	Bowling Green, Ky. (Bowling Green HS)
19	Virgil Marshall	DB	6-0	200	Fr.-HS	Cocoa, Fla. (Cocoa HS)
20	Lucas Carneiro	K	5-11	175	Fr.-HS	Cornelius, N.C. (Community School of Davidson)
20	Kaleb Oliver	DB	6-4	215	r-Sr.-1L	La Vergne, Tenn. (Oakland HS/Georgia Tech)
21	LT Sanders	RB	5-8	200	Fr.-HS	Gardendale, Ala. (Gardendale HS)
21	Upton Stout	DB	5-9	180	r-Fr.-TR	Houston, Texas (North Shore HS/North Texas)
22	Darius Thomas	DB	6-2	205	Fr.-HS	Miramar, Fla. (Miramar HS)
23	Kendall Abdur-Rahman	WR	6-0	190	r-So.-1L	Edwardsville, Ill. (Edwardsville HS/Notre Dame)
23	Will Ignont	LB	6-1	235	r-Sr.-1L	Huntsville, Ala. (Buckhorn HS/Tennessee)
24	Derrick Smith	LB	6-2	220	r-Sr.-TR	Jacksonville, Fla. (Trinity Catholic HS/Miami (Fla.)/Illinois)
25	Bryson Washington	LB	6-0	235	r-Jr.-3L	Louisville, Ky. (Pleasure Ridge Park HS)
26	Amaari Smith	DB	6-0	170	Fr.-HS	Pompano Beach, Fla. (MTI Preparatory)
27	Kiwon Harris	DB	6-1	210	r-Jr.-TR	Jacksonville, Fla. (Sandalwood HS/Savannah State)
28	Ely George	LB	5-11	200	So.-TR	North Bergen, N.J. (Paramus Catholic HS/Shippensburg)
29	Dezmion Roberson	LB	6-2	205	r-Fr.-CV	Elba, Ala. (Elba HS)
30	Xavier Shaw	DB	6-0	170	r-Fr.-HS	Nashville, Tenn. (Battle Ground Academy)
30	Markese Stepp	RB	6-1	230	Jr.-TR	Indianapolis, Ind. (Cathedral HS/USC/Nebraska)
31	Anthony Brackenridge	DB	6-3	195	Fr.-HS	Jacksonville, Fla. (Sandalwood HS)
32	Kylan Guidry	LB	6-4	230	So.-TR	Opelusas, La. (Northwest HS/Kilgore College)
33	Eli Jones	LB	6-1	230	Fr.-HS	Knoxville, Tenn. (Knoxville HS)



34	Juwuan Jones	DE	6-3	275	r-Sr.-4L	Sugar Hill, Ga. (Lanier HS)
35	Mike Allen	DT	6-5	290	r-Sr.-1L	Sugar Hill, Ga. (Lanier HS/Wake Forest)
37	Maximus Pulley	DB	5-11	190	r- Fr.-1L	Fort Worth, Texas (Elite Sports Prep.)
37	Zavione Wood	RB	5-11	200	r-Fr.-TR	Salem, Va. (Salem HS/Virginia Tech)
38	AJ Yasilli	LB	6-0	220	Fr.-HS	Frisco, Texas (Frisco HS)
40	Zach Lassiter	LS	6-1	201	r-Sr.-TR	Cochran, Ga. (Bleckley County HS/Mercer)
40	B.J. Wagner	DB	6-0	200	r-Fr.-CV	Orlando, Fla. (Orlando Christian Prep)
41	Alex Ford	DB	5-11	185	Fr.-HS	Nashville, Tenn. (Father Ryan HS)
42	Trent Zappe	LB	6-0	220	Fr.-HS	Victoria, Texas (Victoria East HS)
43	Manny Moss	DB	6-0	192	Fr. HS	Fayetteville, Ga. (Fayette County HS)
44	Dareon Goodrum	DT	6-1	290	Jr.-TR	Athens, Ga. (Oconee County HS/East Central CC)
44	Brayden Narveson	K	6-1	205	r-Jr.-2L	Scottsdale, Ariz. (Desert Mountain HS/Iowa St)
45	Nathan Griffin	LB	6-1	230	So.-HS	St. Leon, Ind. (East Central HS)
46	Cory Munson	K	6-2	205	Jr.-3L	Warner Robins, Ga. (Northside HS)
47	Tom Ellard	P	5-10	170	Fr.	Melbourne, Australia (Prokick Australia)
49	Nolan McCord	K	5-11	170	r-Fr.-TR	Lilburn, Ga. (Parkview HS)
50	Luke Burton	LB	5-11	220	Fr.-HS	Bowling Green, Ky. (South Warren HS)
50	Wesley Horton	OL	6-4	295	r-Fr.-CV	Atlanta, Ga. (North Atlanta HS)
51	Luke Slusher	OL	6-4	295	Fr.-HS	Edgewood, Ky. (Beechwood HS)
52	Marshall Jackson	OL	6-6	290	r-Fr.-HS	Brandenburg, Ky. (Meade County HS)
52	Trey Naughton	LS	5-10	207	Fr.-HS	Tucson, Ariz. (Salpoint HS)
53	Rusty Staats	OL	6-4	310	r-Jr.-3L	Watertown, Tenn. (Watertown HS/Navy Prep)
55	Dante Walker	DE	6-3	285	r-So.-SQ	Riverdale, Ga. (Cedar Grove HS)
58	Evan Wibberley	OL	6-5	290	Fr.-HS	Edgewood, Ky. (Dixie Heights HS)
59	Jake Bowman	LS	6-0	215	So.-1L	Nashville, Tenn. (Lipscomb Academy)
64	Vincent Murphy	OL	6-2	305	r-So.-TR	Fort Lauderdale, Fla. (St. Thomas Aquinas HS/South Carolina)
67	Hayden Todd	OL	6-3	295	Fr.-HS	Knoxville, Tenn. (Knoxville Catholic HS)
68	Colt Jackson	OL	6-3	290	So.-1L	Bowling Green, Ky. (South Warren HS)
71	Wyatt Anderson	OL	6-3	306	Fr. - HS	Newnan, Ga. (Heritage School)
72	Colten Cable	OL	6-4	297	Jr.-TR	Tulsa, Okla. (Union HS/Butler CC)
73	Wes Dorsey	OL	6-7	305	r-So.-2L	Knoxville, Tenn. (Grace Christian Academy)
74	Michael Ondelacy	OL	6-7	320	r-So.-TR	North Richland Hills, Texas (Richland HS/Tyler JC)
75	Gunner Britton	OL	6-6	305	r-Jr.-3L	Conway, S.C. (Conway HS)
76	Mark Goode	OL	6-6	300	So.-1L	Hodgenville, Ky. (LaRue County HS)
77	David Ndukwe	OL	6-6	305	So.-2L	Decatur, Ga. (Arabia Mountain HS)
78	Quantavious Leslie	OL	6-3	310	So.-2L	Rome, Ga. (Rome HS)
79	Cameron Stage	OL	6-3	300	r-Jr.-TR	Ft Lauderdale, Fla. (Cardinal Gibbons HS/Bowling Green)
80	Easton Messer	WR	5-9	192	Fr.-HS	Louisville, Ky. (Christian Academy of Louisville)
81	Dane Saltarelli	TE	6-3	255	r-Jr.-TR	Belleair Bluffs, Fla. (IMG Academy/Oklahoma)
82	Jax Cooper	WR	6-3	195	Fr.-HS	Scottsville, Ky. (Allen County-Scottsville HS)
83	Alex Williams	TE	6-4	210	r-Fr.-HS	Geneva, Ill. (Fork Union Military Academy)
85	Tomi Mustapha	WR	6-0	190	r-Fr.	Bowling Green, Ky. (South Warren HS)
86	TeeJay Taylor	WR	6-0	200	r-So.-SQ	McDonough, Ga. (Henry County HS)
87	River Helms	TE	6-4	235	r-Fr.-HS	Lester, Ala. (West Limestone HS)
88	Jake Jackson	DE	6-0	240	Fr.-HS	Bowling Green, Ky. (South Warren)
89	Joey Beljan	TE	6-3	250	r-Jr.-3L	Frenchtown, N.J. (Delaware Valley HS)
90	Keaton Law	DT	6-3	255	Fr.-HS	Saraland, Ala. (Saraland HS)
91	Chase Jones	DT	6-1	290	r-Fr.-CV	Glasgow, Ky. (Glasgow HS)
92	Marcus Patterson	DE	6-3	255	Fr.-HS	Crestview, Fla. (Sandalwood HS)
93	Reid Jamerson	DE	5-11	212	Fr.-HS	Whitefish Bay, Wis. (Whitefish Bay HS)
93	Wes Pahl	P	6-5	200	r-Fr.-CV	Columbus, Ga. (Brookstone School)
95	Deante McCray	DE	6-4	265	Fr.-HS	Jacksonville, Fla. (Sandalwood HS)
97	Darius Shipp	DT	6-1	305	Sr.-2L	Olive Branch, Miss. (Lewisburg HS/Northeast Mississippi CC)
98	Hosea Wheeler	DT	6-3	285	So.-TR	Elk Grove, Calif. (Sacramento City College)
99	Brodrick Martin	DT	6-5	330	r-Sr.-1L	Tuscaloosa, Ala. (Northridge HS/North Alabama)

ROSTER NOTES

71	Wyatt Anderson	OL
80	Easton Messer	WR
82	Jax Cooper	WR
88	Jake Jackson	DE
90	Keaton Law	DT
92	Marcus Patterson	DE
93	Reid Jamerson	DE
95	Deante McCray	DE

ARE 6-FOOT-4 OR TALLER (23)

4	Niko Cooper	DE
6	Joshua Simon	TE
10	Caden Veltkamp	QB
20	Kaleb Oliver	DB
32	Kylan Guidry	LB
35	Mike Allen	DT
50	Wesley Horton	OL
51	Luke Slusher	OL
52	Marshall Jackson	OL
53	Rusty Staats	OL
55	Dante Walker	DE
58	Evan Wibberley	OL
72	Colten Cable	OL
73	Wes Dorsey	OL
74	Michael Ondelacy	OL
75	Gunner Britton	OL
76	Mark Goode	OL
77	David Ndukwe	OL
83	Alex Williams	TE
87	River Helms	TE
93	Wes Pahl	P
95	Deante McCray	DE
99	Brodrick Martin	DT

ARE 300 LBS OR HEAVIER (13)

53	Rusty Staats	OL
55	Dante Walker	DE
64	Vincent Murphy	OL
71	Wyatt Anderson	OL
73	Wes Dorsey	OL
74	Michael Ondelacy	OL
75	Gunner Britton	OL
76	Mark Goode	OL
77	David Ndukwe	OL
78	Quantavious Leslie	OL
79	Cameron Stage	OL
97	Darius Shipp	DT
99	Brodrick Martin	DT

Experience **BREAKDOWN**

OFFENSE RETURNING LETTERMEN (16)

Running Backs (2)	Wide Receivers (6)	Offensive Line (7)
Jakairi Moses	Kendall Abdur-Rahman	Gunner Britton
Kye Robichaux	Malachi Corley	Wesley Dorsey
	Daewood Davis	Mark Goode
Tight Ends (1)	Dalvin Smith	Colt Jackson
Joey Beljan	Josh Sterns	Quantavious Leslie
	Dakota Thomas	David Ndukwe
		Rusty Staats

DEFENSE RETURNING LETTERMEN (21)

Defensive Tackles (4)	Bryson Washington	T.J. Springer
Michael Allen		Davion Williams
Brodrick Martin	Defensive Backs (11)	
Darius Shipp	Talique Allen	SPECIALISTS (3)
Terrion Thompson	Dominique Bradshaw	Jake Bowman, LS
	A.J. Brathwaite	Cory Munson, KO
Linebackers (6)	Travis Collier	Brayden Narveson, K
Niko Cooper	Kahlef Hailassie	
Jaques Evans	C.J. Jones	
Matthew Flint	Kaleb Oliver	
Jaden Hunter	Tre Shaw	
Will Ignont	Kendrick Simpkins	

CAREER STARTS

OFFENSE	Yr.	Total Starts	Cons. Starts	---Starts by Year---			
				2022	2021	2020	2019
Joshua Simon, TE	r-So.	23	2	4	1	12	6
Daewood Davis, WR	r-Sr.	22	22	8	14	--	--
Rusty Staats, OL	r-Jr.	21	21	8	13	--	--
Quantavious Leslie, OL	So.	19	8	8	11	--	--
Malachi Corley, WR	So.	14	8	8	5	1	--
Gunner Britton, OL	r-Jr.	12	8	8	--	2	2
Joey Beljan, TE	r-Jr.	8	--	--	8	--	--
Vincent Murphy, OL	r-So.	8	8	8	--	--	--
Austin Reed, QB	g-Sr.	8	8	8	--	--	--
Jaylen Hall, WR	g-Sr.	8	8	8	--	--	--
Mark Goode, OL	So.	6	--	6	--	--	--
Jakairi Moses, RB	r-Jr.	5	--	1	--	4	--
Dalvin Smith, WR	r-So.	5	--	2	2	1	--
Michael Mathison, WR Jr.	Jr.	4	--	4	--	--	--
Kye Robichaux, RB	So.	3	--	3	--	--	--
Wes Dorsey, OL	r-So.	2	2	2	--	--	--
Davion Ervin-Poindexter, RB	r-Jr.	2	1	2	--	--	--
Josh Sterns, WR	So.	1	--	--	1	--	--
Dakota Thomas, WR	So.	1	--	--	--	1	--

DEFENSE	Yr.	Total Starts	Cons. Starts	---Starts by Year---			
				2022	2021	2020	19/18
Juwuan Jones, DE	r-Sr.	54	50	8	14	12	20
Kahlef Hailassie, DB	r-Jr.	22	22	8	14	--	--
Darius Shipp, DT	Sr.	20	1	6	14	--	--
Will Ignont, LB	r-Sr.	18	--	4	11	1	2
Jaden Hunter, LB	r-Sr.	16	1	5	10	1	--
A.J. Brathwaite, DB	r-Jr.	14	--	1	12	1	--
Dom Bradshaw, DB	r-Sr.	10	--	--	7	3	--
Brodrick Martin, DT	r-Sr.	9	9	9	1	--	--
Jaques Evans, LB	So.	8	8	8	--	--	--
Kaleb Oliver, DB	r-Sr.	7	--	6	1	--	--
Upton Stout, DB	r-Fr.	7	--	7	--	--	--
Derrick Smith, LB	r-Sr.	7	3	7	--	--	--
Talique Allen, DB	r-Fr.	7	7	7	--	--	--
C.J. Jones, DB	r-Sr.	4	--	4	--	--	--
Kendrick Simpkins, DB	So.	4	3	3	1	--	--
Lorenzo Hernandez, DL	g-Sr.	3	3	3	--	--	--
Davion Williams, DB	r-Jr.	2	1	1	1	--	--
Niko Cooper, LB	r-Jr.	1	--	1	--	--	--
Dezmion Roberson, LB	r-Fr.	1	--	1	--	--	--

HILLTOPPERS BY CLASS

Seniors (16)

Mike Allen (RS), Dominique Bradshaw (RS), Daewood Davis (RS), Jaylen Hall (Grad), Lorenzo Hernandez (Grad), Jaden Hunter (RS), Will Ignont (RS), C.J. Jones (RS), Juwuan Jones (RS), Zach Lassiter (Grad), Brodrick Martin (RS), Kaleb Oliver (RS), Austin Reed (Grad), Tre Shaw (RS), Darius Shipp, Derrick Smith (RS)

Juniors (23)

Desmyn Baker, Joey Beljan (RS), A.J. Brathwaite (RS), Gunner Britton (RS), Colten Cable, Niko Cooper (RS), Tom Ellard, Davion Ervin-Poindexter (RS), Matthew Flint (RS), Daeon Goodrum, Kahlef Hailassie (RS), Kiwon Harris (RS), Michael Mathison, Jakairi Moses (RS), Cory Munson, Brayden Narveson (RS), Dane Saltarelli (RS), Rusty Staats (RS), Cameron Stage (RS), Markese Stepp, Bryson Washington (RS), Rome Weber (RS), Davion Williams (RS),

Sophomores (25)

Kedall Abdur-Rahman (RS), Denzil Alleyne, Jake Bowman, Malachi Corley, Wes Dorsey (RS), Jaques Evans, Mark Goode, Nathan Griffin, Kylan Guidry, Colt Jackson, Quantavious Leslie, Vinnie Murphy (RS), David Ndukwe, Michael Ondelacy (RS), Kye Robichaux, Joshua Simon (RS), Kendrick Simpkins, Dalvin Smith (RS), T.J. Springer (RS), Josh Sterns, Teejay Taylor (RS), Dakota Thomas, Terrion Thompson, Dante Walker (RS), Hosea Wheeler

Redshirt Freshmen (19)

Talique Allen, Javy Bunton, Travis Collier, River Helms, Wesley Horton, Marshall Jackson, Chase Jones, Aaron Key, Nolan McCord, Tomi Mustapha, Darius Ocean, Wes Pahl, Maximus Pulley, Dezmion Roberson, Xavier Shaw, Upton Stout, B.J. Wagner, Alex Williams, Zavione Wood

True Freshmen (28)

Wyatt Anderson, Luke Burton, Lucas Carneiro, Jax Cooper, Alex Ford, Turner Helton, KD Hutchinson, Jake Jackson, Reid Jamerson, Demarcus Johnson, Eli Jones, Keaton Law, Virgil Marshall, Deante McCray, Easton Messer, Manny Moss, Trey Naughton, Marcus Patterson, Maximus Pulley, LT Sanders, Luke Slusher, Amaari Smith, Darius Thomas, Hayden Todd, Caden Veltkamp, Evan Wibberley, AJ Yasilli, Trent Zappe

OFFENSE (LISTED NUMERICALLY)

(PREVIOUS GAME STARTERS IN BOLD)

QB	10	Caden Veltkamp	Fr.	6-5	220
	12	Turner Helton	Fr.	6-2	170
	13	Darius Ocean	r-Fr.	6-0	200
	16	Austin Reed	g-Sr.	6-2	230
OL	50	Wesley Horton	r-Fr.	6-4	295
	53	Rusty Staats	r-Jr.	6-4	310
	64	Vincent Murphy	r-So.	6-2	305
	73	Wes Dorsey	r-So.	6-7	305
	74	Michael Ondelacy	r-So.	6-7	320
	75	Gunner Britton	r-Jr.	6-6	305
	76	Mark Goode	So.	6-6	300
	77	David Ndukwe	So.	6-6	305
	78	Quantavious Leslie	So.	6-3	310
RB	2	Davion Ervin-Poindexter	r-Jr.	5-11	198
	3	Jakairi Moses	r-Jr.	5-9	195
	8	Kye Robichaux	So.	6-0	215
	21	L.T. Sanders	Fr.	5-8	200
WR	0	Jaylen Hall	g-Sr.	6-3	180
	4	Michael Mathison	Jr.	5-10	180
	5	Dakota Thomas	So.	6-1	200
	7	Daewood Davis	r-Sr.	6-2	195
	9	Josh Sterns	So.	5-8	185
	11	Malachi Corley	So.	5-11	210
	17	Dalvin Smith	r-Fr.	6-3	190
TE	6	Josh Simon	r-So.	6-4	235
	87	River Helms	r-Fr.	6-4	235
	89	Joey Beljan	r-Jr.	6-3	250

KICK RETURNERS

KR	2	Davion Ervin-Poindexter	r-Jr.	5-11	198
	4	Michael Mathison Jr.	Jr.	5-10	180
	7	Daewood Davis	r-Sr.	6-2	195
PR	0	Jaylen Hall	g-Sr.	6-3	180
	11	Malachi Corley	So.	5-11	210
	21	Upton Stout	r-Fr.	5-9	180

DEFENSE (LISTED NUMERICALLY)

(PREVIOUS GAME STARTERS IN BOLD)

DE	34	Juwuan Jones	r-Jr.	6-3	275
	55	Dante Walker	r-So.	6-4	306
	92	Marcus Patterson	Fr.	6-3	255
	95	Deante McCray	Fr.	6-4	265
DT	0	Lorenzo Hernandez	g-Sr.	6-1	285
	13	Terrion Thompson	So.	6-0	295
	35	Mike Allen	r-Sr.	6-5	290
	44	Dareon Goodrum	Jr.	6-1	290
	97	Darius Shipp	Sr.	6-1	305
	99	Brodrick Martin	r-Jr.	6-5	320
LB	1	Jaden Hunter	r-Sr.	6-2	240
	3	Jaques Evans	So.	6-2	250
	23	Will Ignont	r-Sr.	6-1	235
	24	Derrick Smith	r-Sr.	6-2	220
	29	Dezmion Roberson	r-Fr.	6-2	205
	48	Niko Cooper	r-Jr.	6-5	240
	58	Matthew Flint	r-Jr.	6-0	240
CB	7	Tre Shaw	r-Sr.	5-11	190
	9	Dom Bradshaw	r-Sr.	6-0	180
	12	Kahlef Hailassie	r-Jr.	6-1	200
	14	Davion Williams	r-Jr.	6-0	180
	21	Upton Stout	r-Fr.	5-9	180
SAF	2	A.J. Brathwaite, Jr.	r-Jr.	6-0	190
	5	Rome Weber	r-Sr.	5-11	195
	11	Talique Allen	r-Fr.	6-1	205
	16	Kendrick Simpkins	So.	6-0	195
	18	C.J. Jones	r-Sr.	5-10	195
	20	Kaleb Oliver	r-Sr.	6-4	215

SPECIALISTS (LISTED NUMERICALLY)

(PREVIOUS GAME STARTERS IN BOLD)

K	44	Brayden Narveson	r-Jr.	6-1	205
	46	Cory Munson	Jr.	6-2	205
P	47	Tom Ellard	Fr.	5-10	190
	93	Wes Pahl	r-Fr.	6-5	200
KO	44	Brayden Narveson	r-Jr.	6-1	205
	46	Cory Munson	Jr.	6-2	205
LS	40	Zach Lassiter	r-Sr.	6-1	201
	59	Jake Bowman	Fr.	6-0	215


PRONUNCIATION GUIDE

2	A.J. BRATHWAITE	BRATH-wait
3	JaQUES Evans	juh-QUEZ
3	JAKAIRI Moses	juh-CAR-ee
4	NIKO Cooper	NEE-co
8	Kye ROBICHAUX	ROW-buh-show
12	KAHLEF HAILASSIE	kuh-LEAF huh-LOSS-ee
17	Travis COLLIER	Call-ee-er
18	Denzil ALLEYNE	Uh-lean
19	JAVY Bunton	JV
23	Will IGNONT	IG-not
27	KIWON Harris	Key-wahn
29	Dezmion ROBERSON	Robe-er-son
32	Kylan GUIDRY	Gid-ree
34	JUWUAN Jones	ju-WAHN
37	ZAVIONE Wood	Zave-ee-on
42	Trent ZAPPE	Zap-ee
53	Rusty STAATS	Like "Stats"
74	Michael ONDELACY	On-duh-lace-ee
77	David NDUKWE	en-DOO-kway
81	Dane SALTARELLI	Salt-uh-rell-ee
89	Joey BELJAN	BELL-jann

Full-Time ASSISTANT COACHES

IN-GAME COACHING LOCATION

Andy LaRussa, Special Teams/Tight Ends	Sideline
Tyson Summers, Defensive Coordinator	Sideline
Ben Arbuckle, Co-OC/Quarterbacks	Sideline
Josh Crawford, Co-OC/Receivers	Press Box
Zach Lankford, Co-OC/Offensive Line	Sideline
Kenny Baker, Defensive Line	Sideline
Keynodo Hudson, Defensive Backs	Sideline
Michael Hutchings, Outside Linebackers	Sideline
Enrique Davis, Running Backs	Sideline
Travis Cunningham, Inside Linebackers	Sideline



ANDY LARUSSA
SIDELINE



TYSON SUMMERS
SIDELINE



BEN ARBUCKLE
SIDELINE



JOSH CRAWFORD
PRESS BOX



ZACH LANKFORD
SIDELINE



KENNY BAKER
SIDELINE




KEYNODO HUDSON
SIDELINE



MICHAEL HUTCHINGS
SIDELINE



ENRIQUE DAVIS
SIDELINE



TRAVIS CUNNINGHAM
SIDELINE

Head Coach **TYSON HELTON**

The Helton **FILE**

Born: June 20, 1977
Hometown: Gainesville, Fla.
College: Houston, '99
Wife: April
Children: Shelby, Presley, Cole, Clay


Coaching **CAREER**

2000	Hawaii	Graduate Assistant
2001-03	Hawaii	Special Teams Coord
2004-06	Memphis	TE/Special Teams Coord
2007-11	UAB	Quarterbacks
2012	UAB	Running Backs
2013	Cincinnati	TE/Special Teams Coord
2014-15	WKU	Offensive Coord/QBs
2016-17	USC	Passing Game/QBs
2018	Tennessee	Offensive Coord/QBs
2019-present	WKU	Head Coach

RESULTS (28-19 Overall)

2019 (9-4 OVR, 6-2 C-USA // 4-2 H, 4-1 A, 1-1 N)		
Aug. 29	Central Arkansas	L, 28-35
Sept. 7	at FIU*	W, 20-14
Sept. 14	vs. Louisville%	L, 21-38
Sept. 28	UAB*	W, 20-13
Oct. 5	at Old Dominion*	W, 20-3
Oct. 12	Army	W, 17-8
Oct. 19	Charlotte* (HC)	W, 30-14
Oct. 26	at Marshall*	L, 23-26
Nov. 2	Florida Atlantic*	L, 24-35
Nov. 9	at Arkansas	W, 45-19
Nov. 23	at Southern Miss*	W, 28-10
Nov. 30	Middle Tennessee*	W, 31-26
Dec. 30	vs. Western Michigan^	W, 23-20 (SERVPRO First Responder Bowl)
2020 (5-7 OVR, 4-3 C-USA // 3-2 H, 2-4 A, 0-1 N)		
Sept. 12	at Louisville	L, 21-35
Sept. 19	Liberty	L, 24-30
Oct. 3	at Middle Tennessee*	W, 20-17
Oct. 10	Marshall* (HC)	L, 14-38
Oct. 17	at UAB*	L, 14-37
Oct. 24	Chattanooga	W, 13-10
Oct. 31	at #10/11 BYU	L, 10-41
Nov. 7	at Florida Atlantic*	L, 6-10
Nov. 14	Southern Miss*	W, 10-7
Nov. 21	FIU*	W, 38-21
Dec. 6	at Charlotte*	W, 37-19
Dec. 26	vs. Georgia State^	L, 21-39 (LendingTreeBowl)
2021 (9-5 OVR, 7-1 C-USA // 4-2 H, 4-3 A, 1-0 N)		
Sept. 2	UT Martin	W, 59-21
Sept. 11	at Army	L, 35-38
Sept. 18	Indiana	L, 31-33
Oct. 2	at #16/17 Michigan St.	L, 31-48
Oct. 9	UTSA*	L, 46-52
Oct. 16	at Old Dominion*	W, 43-20
Oct. 23	at FIU*	W, 34-19
Oct. 30	Charlotte* (HC)	W, 45-13
Nov. 6	Middle Tennessee*	W, 48-21
Nov. 13	at Rice*	W, 42-21
Nov. 20	Florida Atlantic*	W, 52-17
Nov. 27	at Marshall*	W, 53-21
Dec. 3	at UTSA^	L, 41-49
Dec. 18	vs. App State	W, 59-38 (Boca Raton Bowl)

RECORD BREAKDOWN		
	In	Under
	2022	Helton
Overall Record	5-3	28-19
Conference USA	3-1	20-7
Non-Conference	2-2	8-11
Home	3-1	14-7
Away	2-2	12-10
Neutral	0-0	2-2
Artificial Turf	5-3	26-15
Natural Grass	0-0	2-4
Day Games	3-1	20-8
Night Games	2-2	8-11
TV Networks		
ESPN +	1-2	11-4
ESPN 3	0-0	5-0
Watch Stadium	0-0	3-3
CBS Sports Net	3-0	5-3
Fox Sports Net	0-0	0-3
ESPN	0-0	2-2
ACC/B1G/SEC Net	0-1	1-3
ESPN U	0-0	0-1
In August	1-0	1-1
In September	2-1	5-6
In October	2-2	10-8
In November	0-0	9-2
In December	0-0	3-2
Scoring 0-9 points	0-0	0-1
Scoring 10-19 points	0-0	3-3
Scoring 20-29 points	1-2	7-9
Scoring 30-39 points	2-1	7-4
Scoring 40+ points	2-0	11-2
Allowing 0-9 points	1-0	4-0
Allowing 10-19 points	3-0	14-1
Allowing 20-29 points	1-0	9-1
Allowing 30-39 points	0-3	1-13
Allowing 40+ points	0-0	0-4
Scoring First	2-1	14-6
Opponent Scores First	3-2	2-13
Leading after 1st Quarter	1-1	10-3
Tied after 1st Quarter	0-1	9-5
Trailing after 1st Quarter	4-1	9-11
Leading at Half Time	4-2	21-3
Tied at Half Time	0-0	2-1
Trailing at Half Time	1-1	5-15
Leading after 3rd Quarter	5-1	25-2
Tied after 3rd Quarter	0-1	1-2
Trailing after 3rd Quarter	0-1	2-15
Overtime Games	0-1	0-1



Tyson Helton was named Western Kentucky University's 21st head football coach on November 27, 2018. The 2022 campaign will be his third season at the helm of the Hilltopper program after producing a 23-16 mark and reaching three bowl games in his first three years.

The 2021 season was arguably Helton's best on The Hill as the Tops strung together a 9-4 record that featured a C-USA East Division Title and a victory over App State in the Boca Raton Bowl. Helton also led the WKU offense to a historic season that saw quarterback Bailey Zappe set new NCAA record in passing yards and touchdowns in a single season. At year's end, Zappe was drafted by the New England Patriots, joining defensive end DeAngelo Malone who was drafted by his hometown Atlanta Falcons.

WKU finished the 2020 campaign with a 5-7 overall record, including a 39-21 loss to Georgia State in the 22nd Annual LendingTree Bowl. The Hilltoppers were only 1-of-16 college football teams in the nation to play in 12 or more games during the COVID-19-affected year.

In his first season as head coach at WKU, Helton led the Hilltoppers to one of the best turnarounds in the nation. With a 9-4 overall record in 2019, WKU tripled its 2018 win total (3-9) and matched the number of victories from the previous two years combined (9-16).

The Hilltoppers' six-win improvement from 2018-to-2019 tied for the third-best in FBS, behind only Navy (8) and Central Michigan (7). WKU was voted to finish fifth in the East in the preseason Conference USA poll, but concluded the year tied for second with a 6-2 league record.

Because of the team's success, Helton was voted 2019 C-USA Coach of the Year, the first Hilltopper head coach since Jack Harbaugh was the Ohio Valley Conference Coach of the Year in 2000. It was only the sixth conference Coach of the Year honor in program history, with the previously-mentioned Harbaugh, Jimmy Feix (1973, 1978 and 1980) and Nick Denes (1963) as the only other WKU head coaches to earn the recognition.

Tyson and his father Kim (at Houston in 1996 – with Tyson on the team as a freshman), are the only father-son duo to each be named Coach of the Year in C-USA's 25-year history in any sport. The Heltons are the first father-son duo to each be named Coach of the Year in any FBS league since the Bowdens – Tommy (Clemson in 2003) and Bobby (Florida State in 1993 and 1997) – in the Atlantic Coast Conference.

WKU's 2019 season boasted notable wins over five bowl teams (9-5 UAB, 7-6 Southern Miss, 7-6 Charlotte, 7-6 Western Michigan

and 6-7 FIU) as well as only 1-of-3 C-USA victories over a Power Five opponent this season; a 45-19 statement win at Arkansas in which the Hilltoppers led 35-7 at half time. The Hilltoppers also claimed a 17-8 win over Army, a game in which WKU "out-Armyed Army" – winning the time of possession battle 38-to-22 and out-rushing the Black Knights 225-to-137.

A direct reflection of coaching and discipline, the Hilltoppers were only called for 53 penalties all season long which ranked third in FBS. Also, WKU's time of possession was 23rd in the nation, with a 32-to-28 advantage on average.

Helton returned to WKU three years removed from the 2015 football season which ended with the Hilltoppers' final Associated Press ranking of 24 – the highest in school history – and a school-record 12 victories, including the first-ever FBS conference championship. Helton's previous tenure coincided with quarterback Brandon Doughty's astronomical ascension up the NCAA's career record book and total rewriting of the program's own offensive records.

Helton's had otherworldly success as WKU's offensive coordinator and quarterbacks coach in 2014 and 2015 under then-head coach Jeff Brohm. WKU's offensive numbers ranked among the nation's elite during Helton's two years on the staff and featured the first-ever 4,500-yard passer (Brandon Doughty) and 1,500-yard rusher (Leon Allen) in the same season in FBS history in 2014.

WKU broke more than two dozen school offensive records under Helton, including the points scored record in each of his two years. The Hilltopper offense was in the national Top 10 in 2015 in passing efficiency (1st, 177.4), scoring (3rd, 44.3), passing (4th, 372.2), first downs (8th, 349) and total yards (9th, 526.4).

In 2014, WKU became the first NCAA program with a 4,500-yard passer and 1,500-yard rusher while winning the Bahamas Bowl to finish 8-4. That season, they were second nationally in passing (374.3), fourth in total offense (534.6) and sixth in scoring offense (44.4) and first downs (351).

Helton was among four finalists for the 2015 FootballScoop.com Offensive Coordinator of the Year Award. He coached quarterback Brandon Doughty to back-to-back Conference USA MVP honors as he threw 97 touchdown passes in 2014 and 2015 (the most in NCAA history in consecutive seasons). Doughty led the nation in 2015 in completion percentage (71.9), passing touchdowns (48), passing yards (5,055) and points responsible for (304) while ranking second in passing efficiency (176.5).

Most Recent Meeting: Nov. 12, 2016 • Bowling Green, Ky.

North Texas	0	0	7	0	7
WKU	17	14	14	0	45



SCORING SUMMARY

Team	Q	Time	Scoring Play	Pl-Yds	TOP	Score
WKU	1	12:31	Taylor, 64-yard pass from White (Simcox kick)	5-75	2:29	7-0
WKU	1	10:40	Taylor, 75-yard pass from White (Simcox kick)	1-75	0:12	14-0
WKU	1	6:22	Simcox, 24-yard field goal	8-31	2:48	17-0
WKU	2	9:35	Norris, 33-yard pass from White (Simcox kick)	1-33	0:08	24-0
WKU	2	0:27	Wales, 3-yard rush (Simcox kick)	11-70	4:08	31-0
WKU	3	10:32	Norris, 24-yard pass from White (Simcox kick)	6-86	2:51	38-0
UNT	3	4:35	Tucker, 71-yard rush (Moore kick)	3-80	0:49	38-7
WKU	3	3:00	Taylor, 4-yard pass from Ferguson (Simcox kick)	3-33	1:35	45-7

GAME BREAKDOWN

	UNT	WKU
FIRST DOWNS	7	25
Rushing	3	11
Passing	4	12
Penalty	0	2
NET YARDS RUSHING	115	214
Rushing Attempts	20	41
Average Per Rush	5.8	5.2
Rushing Touchdowns	1	1
Yards Gained Rushing	133	232
Yards Lost Rushing	18	18
NET YARDS PASSING	117	329
Completions-Attempts-Int	17-33-1	17-33-0
Average Per Attempt	3.5	10.0
Average Per Completion	6.9	19.4
Passing Touchdowns	0	5
TOTAL OFFENSE YARDS	232	543
Total offense plays	53	74
Average Gain Per Play	4.4	7.3
Fumbles: Number-Lost	3-1	0-0
Penalties: Number-Yards	8-66	9-55
PUNTS-YARDS	7-330	2-86
Average Yards Per Punt	47.1	43.0
Inside 20	2	0
50+ Yards	1	0
Touchbacks	0	1
Fair catch	5	0
KICKOFFS-YARDS	2-129	8-462
Average Yards Per Kickoff	64.5	57.8
Touchbacks	1	0
Punt returns: Number-Yards-TD	1-8-0	0-0-0
Average Per Return	8.0	0
Kickoff returns: Number-Yds-TD	8-154-0	1-66-0
Average Per Return	19.3	66.0
Interceptions: Number-Yds-TD	0-0-0	1-63-0
Fumble Returns: Number-Yds-TD	0-0-0	0-0-0
Possession Time	23:53	36:07
Third-Down Conversions	3 of 14	7 of 13
Fourth-Down Conversions	0 of 2	0 of 2
Red-Zone Scores-Chances	0-0	3-3
Sacks By: Number-Yards	0-0	2-13
PAT Kicks	1-1	6-6
Field Goals	0-1	1-2

STAT LEADERS

WKU

PASSING	C-A-I	Yds	TD
White	14-25-0	316	4

RUSHING

Att.	Yds	TD	
Wales	18	121	1

RECEIVING

No.	Yds	TD	
Taylor	6	166	3

North Texas

PASSING	C-A-I	Yds	TD
Morris	14-26-1	108	0

RUSHING

Att.	Yds	TD	
Tucker	3	82	1

RECEIVING

Att.	Yds	TD	
Robinson	1	31	0

SERIES NOTES

- The all-time series between the Hilltoppers and Mean Green is tied 4-4. North Texas won the first-four meetings between the two schools, and WKU has won the last four.
- The last meeting between WKU and North Texas took place in 2016 en route to a C-USA Championship for the Hilltoppers.
- Saturday will mark just the third time WKU and North Texas have met as Conference-USA opponents.

QUICK FACTS

	WKU	North Texas
Nickname	Hilltoppers	Mean Green
Location	Bowling Green, Ky.	Denton, Texas
Founded	1906	1890
Enrollment	16,750	40,796
Colors	Red and White	Green and White
Mascot	Big Red	Scrappy
Home Venue	Houchens-Smith Stadium	Apogee Stadium
Stadium Capacity	22,113	30,850
2021 Overall Record	9-5	6-7
2021 Conference Record	7-1, C-USA	5-3, C-USA
2021 Conference Finish	1st, East	3rd, West

2022 STATISTICAL COMPARISON

	WKU	North Texas
Scoring Offense	37.5	35.0
Scoring Defense	22.0	34.5
Rushing Offense	154.4	222.6
Rushing Defense	133.9	188.5
Passing Offense	317.4	261.6
Passing Defense	224.1	283.4
Total Offense	471.8	484.3
Total Defense	358.0	471.9
Penalties/Yards Average	7.6/71.0	6/52.1
Time of Possession	30:01	27:46
Third Down Off./Def.	36%/29%	37%/45%
Fourth Down Off.-Def.	9/20-12/23	8-14/8-17
Sacks For/Allowed	18/9	20/8
Touchdowns For/Allowed	39/20	35/35
Red Zone TD Off./Def.	25-37/16-29	20-34/20-32
Field Goal Attempts	9-13	12-13

WKU'S WEEKLY SCHEDULE

<p>24 MONDAY</p> <p>Off Day Weekly presser w/ Tyson Helton & Coordinators 11:30 a.m. in Diddle Arena</p>	<p>25 TUESDAY</p> <p>Team Practice Requested players available after practice at approx. 6:30 pm</p>	<p>26 WEDNESDAY</p> <p>Team Practice No media availability</p>
<p>27 THURSDAY</p> <p>Team Practice No media availability</p>	<p>28 FRIDAY</p> <p>Team Practice No media availability</p>	<p>29 SATURDAY</p> <p>Game 9 vs. UNT Kickoff - 2:30 pm CT</p>

Talking POINTS

THE HILLTOPPERS NATIONALLY

Points Responsible For	
Player	PRF
1. Austin Reed (WKU)	168
C.J. Strout (Ohio State)	168
3. Drake Maye (North Carolina)	164
4. Dequan Finn (Toledo)	156
5. Michael Penix Jr. (Washington)	154

Passing Yards	
Player	YDS
1. Michael Penix Jr. (Washington)	2,934
2. Kyle Vantrease (Georgia Southern)	2,704
3. Will Rogers (Mississippi State)	2,555
4. Austin Reed (WKU)	2,444
5. Holton Ahlers (East Carolina)	2,435

Completions Per Game	
Player	CPG
1. Will Rogers (Mississippi State)	32.25
2. Aidan O'Connell (Purdue)	29.86
3. Kyle Vantrease (Georgia Southern)	29.00
4. Michael Penix Jr. (Washington)	28.75
5. Austin Reed (WKU)	28.00

Fumble Recoveries	
Player	FR
1. DeWayne Carter (Duke)	3
JT Killen (Coastal Carolina)	3
Charles Rosser (Bowling Green)	3
Jordan Venezia (Georgia State)	3
5. Aaron Key (WKU)	2

Passing Touchdowns	
Player	TD
1. C.J. Strout (Ohio State)	28
2. Drake Maye (North Carolina)	24
3. Will Rogers (Mississippi State)	23
4. Michael Penix Jr. (Washington)	22
5. Austin Reed (WKU)	21

Defensive Touchdowns	
Team	TD
1. WKU	4
Cincinnati	4
3. USC	3
Utah	3
Iowa	3

Turnovers Gained	
Team	TOG
1. WKU	21
2. Duke	20
3. Buffalo	18
Liberty	18
5. Coastal Carolina	17

Fumble Recoveries	
Team	FR
1. Duke	15
2. Bowling Green	11
3. WKU	10
Buffalo	10
Texas A&M	10

TOPS ON TOP

Since joining Conference USA in 2014, WKU has won more games than any current league member.

TEAM	2014-22	2021	2022
WKU	68-45	9-5	5-3
LA Tech	62-47	3-9	2-5
MTSU	53-53	7-6	3-4
UAB	53-29	9-4	4-3
UTSA	51-55	12-2	6-2
Fla. Atl.	49-56	5-7	3-5
N. Texas	46-61	6-7	4-4
FIU	40-59	1-11	3-4
Rice	32-66	4-8	4-3
UTEP	32-70	7-6	4-4
Charlotte	27-60	5-7	2-6

CHANGING COLLEGE FOOTBALL THROUGH THE TRANSFER PORTAL

Head Coach Tyson Helton has not been shy about his intentions to continue utilizing the transfer portal to build his team each year. In his media day to kick off the season, Helton certainly pounded home that exact point.

"I really like the transfer portal. I've said that all along. It has its goods and its bads. The good thing is you can always transform a roster when you need to. I don't think there's really any excuses anymore to say hey, well we weren't really able to get this guy or develop this group or we're really young, because you have an opportunity from year to year to create the team you want to create."

This year's WKU Football roster includes...

- 40 total transfers
- 20 incoming transfers for the 2022 season
- 17 transfers who previously played at Power 5 programs
- 6 transfers from other Group of 5 programs
- 3 transfers from FCS programs
- 14 transfers from Division II/junior colleges

Thanks to Helton's willingness to adopt and embrace the transfer portal, ESPN named him one of **The 11 Biggest Power Brokers and Advocates Shaping the Future of College Football.**

"I look at NFL free agency," Helton told ESPN. "You get an opportunity to make your team what you want it to be every year. You know, you can't get down when a guy leaves, because there's the next star out there somewhere and you just got to keep flipping those rocks over to find them. My job as a head coach is to recreate that team and to get that production again. The next Bailey Zappe is out there somewhere."

RELYING ON THE RUN GAME

It's win over UAB, WKU rushed for more yards than is passed for with 224 yards on the ground and 128 through the air. It marked the first time WKU had rushed for more yards than it passed for since the 2020 matchup against FIU where the Hilltoppers rushed for 157 yards and passed for 121 yards in a 38-21 victory over the Panthers.

HAILASSIE EARNS C-USA DEFENSIVE PLAYER OF THE WEEK HONORS

The redshirt junior had one of the best games of his career against UAB. Hailassie was involved in three of the WKU defense's four forced turnovers on the night. He recovered one fumble, forced another that was recovered by a teammate, and came up with a critical interception late in the game to preserve the WKU lead so the offense could run out the clock and secure the victory. With the Hilltoppers leading 20-17 in the closing minutes, UAB drove all the way to the WKU 10-yard line, threatening to tie or take the lead. On third down, the Blazers threw a pass to the front corner of the end zone which Hailassie intercepted to get the ball back to the offense. The California native also added five tackles to his stat line with 0.5 for loss.

600 WINS

WKU reached the 600-win mark as a program Saturday after knocking off Middle Tennessee. The Hilltoppers are the 66th program at the FBS level to reach the 600-win milestone. WKU's first win in program history came in 1913 when it defeated Elizabethtown High School by a score of 20-0. WKU's first game against another college came the following year when the Hilltoppers lost to Middle Tennessee by a score of 47-0. Later that year, WKU earned its first win against another college in program history when it defeated Eastern Kentucky 18-0.



ELLARD NAMED C-USA SPECIAL TEAMS PLAYER OF THE WEEK

After helping WKU to a 35-17 victory over rival Middle Tennessee Saturday night, punter Tom Ellard was named Conference USA Special Teams Player of the Week. Ellard becomes the second WKU player to win a conference player of the week award this season after defensive back Kaleb Oliver was named C-USA Defensive Player of the Week for his performance in WKU's win at Hawaii. Against the Blue Raiders, Ellard helped WKU win the field position battle by totaling five punts for 233 yards. Ellard also connected on a 64-yard punt which set a new season and career high. The Australia native pinned MTSU inside its own 20-yard line twice on the day, setting up the defense to have one of its best outputs of the season.

REED ADDED TO MAXWELL AWARD WATCH LIST

WKU quarterback Austin Reed was added to the Maxwell Award watch list, the Maxwell Football Club announced last Wednesday. The Maxwell Award has been presented annually to the most outstanding player in college football since 1937 and is named in honor of Robert "Tiny" Maxwell who was a former standout at Swarthmore College and a renowned sports writer and football official. At the time of his addition to the list, Reed had thrown for 2,036 yards and 19 touchdowns while completing over 71 percent of his passes. The West Florida transfer had also rushed for 112 yards and three touchdowns. Through six games this season Reed was second in the nation in completions per game (29.67), third in the nation in passing yards, third nationally in passing yards per game (339.67), third in the country in points responsible for (138), third nationally in total offense per game (358.3), fourth in the country in passing touchdowns and eighth in the nation in completion percentage. Semifinalists for the Maxwell Award will be announced November 1, 2022, while the three finalists for the Maxwell Award will be unveiled November 22, 2022. The winner of the 86th Maxwell Award will be announced as part of the ESPN Home Depot College Football Awards Show held on December 8, 2022. The formal presentation of the Maxwell Award will be made at the Maxwell Football Club Awards live from Atlantic City, N.J. on March 10, 2023.

SIMON MAKES COMEBACK PLAYER OF THE YEAR AWARD WATCH LIST

WKU tight end Joshua Simon has been named to the Comeback Player of the Year Award watch list, as announced by College Sports Communicators in associate with The Associated Press and the Fiesta Bowl Organization. The award recognizes college football student-athletes from all divisions of college football for overcoming injury, illness, or other circumstances. Simon suffered a season-ending knee injury in WKU's 2021 season opener against UT Martin. Before going down, Simon caught three passes for 73 yards and two touchdowns in that game. The Hilltoppers would go on to win 59-21. So far this season, Simon has caught nine passes for 140 yards and two touchdowns. At the conclusion of each season, in a vote by a panel of writers, editors, and sports information directors, three college football student-athletes will be honored as Comeback Player of the Year Award winners at the College Football Playoff Semifinal at the Vrbo Fiesta Bowl.

ZAPPE HOUR IN NEW ENGLAND

New England Patriots fans are enjoying a taste of what WKU fans got to experience last year with Bailey Zappe at starting quarterback. Zappe has started the past-two games in New England and is 2-0 in those games. Last week against the Cleveland Browns, Zappe completed 24-of-34 pass attempts for 309 yards and two touchdowns as the Patriots went on to win 38-15. Bailey Zappe is the only rookie quarterback in the Super Bowl era to win both his first-two starts while posting a passer rating over over 100.

REED ADDED TO DAVEY O'BRIEN AWARD WATCH LIST

WKU quarterback Austin Reed has been added to the Davey O'Brien Award Midseason Watch List. The Davey O'Brien Award is college football's oldest and most prestigious award for quarterbacks. The award honors candidates who exemplify Davey O'Brien's enduring character while exhibiting teamwork, sportsmanship and leadership in both academics and athletics.

IT RUNS IN THE FAMILY

The 2022 Hilltoppers feature all sorts of family ties up and down the roster. Freshman quarterback Turner Helton is the nephew of head coach Tyson Helton. Coach Helton's brother, Clay Helton, who is the head football coach at Georgia Southern, is Turner Helton's father. The other true freshman quarterback on the roster, Caden Veltkamp, is the son of WKU's head strength and conditioning coach, Jason Veltkamp. The all-star duo of Bailey Zappe and Jerreth Sterns from last year's WKU team both have younger brothers suiting up for the Tops this season. Sophomore Josh Sterns plays wide receiver for WKU while freshman Trent Zappe is part of WKU's linebacker room.

HOMETOWN HEROES

WKU features seven players this season from Bowling Green, Ky. Caden Veltkamp, Luke Burton, Colt Jackson, Tomi Mustapha and Jake Jackson all came to The Hill from South Warren High School while Javy Bunton and Terrion Thompson both attended Bowling Green High School.

COLLEGE PRESS BOX

collegepressbox is the official media website for Division I football. Access and download game notes, quotes, statistics, media guides, headshots, logos and more for all FBS schools, conferences, postseason games, awards and the College Football Playoff. For access, please register for an account at collegepressbox.com/register.

PRESEASON HONORS

Athlon Sports Preseason All C-USA Teams (12)

OL Quantavious Leslie (1st), K Brayden Narveson (1st), OL Rusty Staats (2nd), DT Darius Shipp (2nd), DB Kahlef Hailassie (2nd), WR Daewood Davis (3rd), TE Josh Simon (3rd), DL Juwuan Jones (3rd), LB Will Ignong (3rd), LB Jaden Hunter (3rd), DB A.J. Brathwaite (3rd), WR Malachi Corley (4th)

Phil Steele Preseason All C-USA Teams (12)

TE Josh Simon (1st), OL Quantavious Leslie (1st), DB Kahlef Hailassie (1st), K Brayden Narveson (1st), OL Rusty Staats (2nd), WR Jaylen Hall (2nd), WR Daewood Davis (3rd), DT Darius Shipp (3rd), DE Juwuan Jones (4th), LB Will Ignong (4th), LS Jake Bowman (4th)

East-West Shrine Bowl 1,000 List (5)

DB Kahlef Hailassie, DT Brodrick Martin, WR Jaylen Hall, K Brayden Narveson, OL Rusty Staats

Conference USA Preseason Watch List (6)

WR Malachi Corley, OL Rusy Staats, DE Juwuan Jones, DB Kahlef Hailassie, K Brayden Narveson

C-USA Preseason Special Teams Player of the Year

K Brayden Narveson

Preseason Award Wath Lists (6)

WR Daewood Davis (Biletnikoff Award)
OL Rusty Staats (Rimington Award)
TE Josh Simon (Mackey Award)
OL Quantavious Leslie (Outland Trophy)
K Brayden Narveson (Groza Award)
DE Juwuan Jones (Wuerffel Trophy)

2022 C-USA PLAYERS OF THE WEEK

<p>Aug. 29 O: QB Austin Aune (North Texas) D: DB Justin McKithen (FAU) ST: K Morgan Suarez (FAU)</p>	<p>Oct. 17 O: QB Dylan Hopkins (UAB) D: LB KD Davis (North Texas) ST: P Tom Ellard (WKU)</p>
<p>Sept. 5 O: QB Frank Harris (UTSA) D: DB Kaleb Oliver (WKU) ST: K Jared Sackett (UTSA)</p>	<p>Oct. 24 O: QB Frank Harris (UTSA) D: DB Kahlef Hailassie (WKU) ST: K Gavin Baechle (UTEP)</p>
<p>Sept. 12 O: QB Frank Harris (UTSA) D: DL Quindarius Dunnigan (MTSU) ST: K Gavin Baechle (UTEP)</p>	<p>Oct. 31 O: D: ST:</p>
<p>Sept. 19 O: RB DeWayne McBride (UAB) D: LB Noah Wilder (UAB) ST: KR Kaylon Horton (N. Texas)</p>	<p>Nov. 7 O: D: ST:</p>
<p>Sept. 26 O: QB Chase Cunningham (MTSU) D: DL Zaylid Wood (MTSU) ST: PR Marcus Bellon (UTEP)</p>	<p>Nov. 14 O: D: ST:</p>
<p>Oct. 3 O: QB Frank Harris (UTSA) D: DB Ridge Texada (North Texas) ST: K Gavin Baechle (UTEP)</p>	<p>Nov. 21 O: D: ST:</p>
<p>Oct. 10 O: WR Trea Sropshire (UAB) D: DB Myles Brooks (La Tech) ST: K Jared Sackett (UTSA)</p>	

Talking POINTS

TOPS IN THE WKU RECORD BOOK

Field Goals Made (Career)

Player	FGM
1. Garrett Schwettman, 2012-15	54
2. Chris James, 2004-07	51
3. Peter Martinez, 2000-02	49
4. Dan Maher, 1985-88	47
5. Brayden Narveson, 2020-21	45
6. Jeff Poisel, 1996-99	31
7. Matt Lange, 2002-03	23
8. Jim Griffiths, 1980-82	19
9. Ryan Nuss, 2015-18	18
10. Cory Munson, 2019	17

Assisted Tackles (FBS Era) (Career)

Player	Tackles
1. DeAngelo Malone, 2017-21	170
2. Devon Key, 2017-20	158
3. Antwon Kincade, 2017-21	153
4. Andrew Jackson, 2010-13	152
5. Juwuan Jones, 2018-21	125

Tight End Receptions (Career)

Player	Rec.
1. Jack Doyle, 2009-12	162
2. Robert Coates, 1985-89	119
3. Ricky Gwinn, 1977-80	85
4. Joshua Simon, 2019-pres.	79
5. Mitchell Henry, 2011-14	78

Tight End Touchdown Receptions (Career)

Player	TDs
1. Tyler Higbee, 2013-15	13
2. Joshua Simon, 2019-pres.	12
Mitchell Henry	12
4. Ricky Gwinn, 1977-80	10

Kicker Points Scored (Career)

Player	Points
1. Garrett Schwettman, 2012-15	398
2. Chris James, 2004-07	298
3. Peter Martinez, 2000-02	279
4. Brayden Narveson, 2020-pres.	265
5. Jeff Poisel, 1996-99	263

Touchdown Receptions by a Freshman

Player	TDs
1. Malachi Corley, 2021	7
2. Jay Davis, 1968	6
3. Dalvin Smith, 2021	5
Porter Williams, 1970	5
Darryl Smith, 1969	5
6. Joshua Simon, 2019	4

Touchdown Receptions by a Junior

Player	TDs
1. Jerreth Sterns, 2021	17
Taywan Taylor, 2015	17
3. Mitchell Tinsley, 2021	14
4. Jared Dangerfield, 2014	11
5. Curtis Hamilton, 2006	10
6. Daewood Davis, 2021	8

A HISTORIC OUTING

WKU set several scoring records with its dominant 73-point showing against FIU. The Tops' 73 points were the second-most in a single game in school history, and their most during the team's FBS era. The output of 73 is also the most WKU has scored against an FBS opponent, having previously scored 67 points against Marshall in 2017. It is also the third-most points scored in Conference USA history.

SEASON #104

WKU is playing its 104th season of football this fall. WKU celebrated 100 seasons of football on The Hill in 2018. The program began in 1913, but due to program stoppages during World War I (1917-1919) and World War II (1943-45), the 2018 team was WKU's 100th team. Uniquely enough, it was also the 100th season of men's basketball and baseball.

To celebrate, WKU voted on and named an All-Century team and wore a commemorative patch on the team's jerseys all year. The team is comprised of 12 offensive players, 12 defensive players, 4 specialists, and one all-purpose leader. The co-head coaches of the team are Jimmy Feix, the winningest head coach in program history at 106-56-6, and Jack Harbaugh, leader of WKU's 2002 national championship team.

WKU FOOTBALL ALL-CENTURY TEAM

CO-HEAD COACHES

Jimmy Feix	1968-83
Jack Harbaugh	1989-02

OFFENSE

Brandon Doughty	2013-15	Quarterback
Bobby Rainey	2008-11	Running Back
Dickie Moore	1965-68	Running Back
Jack Doyle	2009-12	Tight End
Taywan Taylor	2013-16	Wide Receiver
Porter Williams	1970-73	Wide Receiver
Nicholas Norris	2013-16	Wide Receiver
Forrest Lamp	2013-16	Offensive Line
Buster Ashley	2001-04	Offensive Line
Chris Price	1999-02	Offensive Line
David Carter	1973-76	Offensive Line
Jim "Yogi" Hardin	1955-58	Offensive Line

BOLD - Denotes captain of that group

PRO TOPS

Hilltoppers going on to play at the next level has become a regular tradition for WKU as five former Tops currently have spots on NFL rosters. George Fant and Mike White both play for the New York Jets, but every other WKU alum plays for a different team. Two new Hilltoppers joined the ranks of the NFL this season when DeAngelo Malone and Bailey Zappe were drafted to the Atlanta Falcons and New England Patriots, respectively.

- George Fant is currently on injured reserve for the New York Jets.
- Tight end Tyler Higbee and the Los Angeles Rams were on bye this week.
- Quarterback Mike White did not see action during back up duty in the Jets' victory over the Broncos on Sunday.
- Atlanta Falcons rookie DeAngelo Malone recorded two sacks, including one sack in the team's 35-17 loss to the Bengals on Sunday.
- Bailey Zappe and the Patriots play the Chicago Bears on Monday Night Football.

DEFENSE

Lawrence Brame	1967-70	Defensive Line
John Bushong	1971-74	Defensive Line
Tim Ford	1979-81	Defensive Line
Quanterus Smith	2009-12	Defensive Line
Sherrod Coates	1999-02	Linebacker
Paul Gray	1980-83	Linebacker
Rick Green	1972-75	Linebacker
Dale Lindsey	1963-64	Linebacker
Jim Burt	1961-64	Defensive Back
Joseph Jefferson	1998-01	Defensive Back
Virgil Livers	1971-74	Defensive Back
Mel Mitchell	1999-01	Defensive Back

SPECIAL TEAMS/ALL-PURPOSE

Garrett Schwettman	2012-15	Kicker
Brian Claybourn	2001-04	Punter
Antonio Andrews	2010-13	Kick Returner
Joey Stockton	1994-97	Kick Returner
Willie Taggart	1995-98	All-Purpose

Player	Years at WKU	NFL Team
George Fant, OT	2011-15	New York Jets
Tyler Higbee, TE	2011-15	Los Angeles Rams
Mike White, QB	2015-17	New York Jets
DeAngelo Malone, DE	2017-21	Atlanta Falcons
Bailey Zappe, QB	2021	New England Patriots



UNIFORM TRACKER

Since 2013, the Hilltoppers have worn multiple jersey combinations. WKU switched to Nike uniforms in 2017 after wearing Russell previously. Here is the breakdown of WKU's record by uniform combination.

RECORD BY UNIFORM COMBINATION SINCE 2013

RED-RED (10-4)

Sept. 28, 2013	Navy	W, 19-7
Oct. 3, 2013	at Louisiana Monroe	W, 31-10
Nov. 30, 2013	Arkansas State	W, 34-31
Aug. 29, 2014	Bowling Green	W, 59-31
Oct. 4, 2014	UAB	L, 39-42
Nov. 8, 2014	UTEP	W, 35-27
Oct. 10, 2015	Middle Tennessee	W, 58-28
Sept. 24, 2016	Vanderbilt	L, 30-31 (OT)
Nov. 5, 2016	FIU	W, 49-21
Sept. 8, 2018	Maine	L, 28-31
Oct. 19, 2019	Charlotte	W, 30-14
Sept. 19, 2020	Liberty	L, 24-30
Oct. 30, 2021	Charlotte	W, 45-13
Dec. 18, 2021	vs. App State	W, 59-38

RED-WHITE (8-4)

Aug. 31, 2013	vs. Kentucky	W, 35-26
Oct. 26, 2013	Troy	L, 26-32
Dec. 24, 2014	vs. Central Michigan	W, 49-48
Dec. 5, 2015	Southern Miss	W, 45-28
Oct. 22, 2016	Old Dominion	W, 59-24
Dec. 3, 2016	LA Tech	W, 58-44
Sept. 2, 2017	Eastern Kentucky	W, 31-17
Sept. 16, 2017	LA Tech	L, 22-23
Oct. 14, 2017	Charlotte	W, 45-14
Oct. 27, 2018	FIU	L, 17-38
Oct. 12, 2019	Amy	W, 17-8
Oct. 10, 2020	Marshall	L, 14-38

RED-BLACK (11-4)

Nov. 22, 2014	UTSA	W, 45-7
Sept. 10, 2015	LA Tech	W, 41-38
Nov. 7, 2015	Florida Atlantic	W, 35-19
Sept. 1, 2016	Rice	W, 46-14
Nov. 12, 2016	North Texas	W, 45-7
Dec. 20, 2016	vs. Memphis	W, 51-31
Oct. 28, 2017	Florida Atlantic	L, 28-42
Nov. 17, 2017	Middle Tennessee	W, 41-38 (30T)
Sept. 14, 2019	vs. Louisville	L, 21-38
Nov. 30, 2019	Middle Tennessee	W, 31-26
Oct. 31, 2020	at #10/11 BYU	L, 10-41
Nov. 14, 2020	Southern Miss	W, 10-7
Oct. 9, 2021	UTSA	L, 46-52
Nov. 6, 2021	Middle Tennessee	W, 48-21
Aug. 27, 2021	Austin Peay	W, 38-27

BLACK-RED (1-1)

Nov. 2, 2019	Florida Atlantic	L, 24-35
Nov. 20, 2021	Florida Atlantic	W, 52-17

BLACK-WHITE (1-0)

Nov. 17, 2018	UTEP	W, 40-16
---------------	------	----------

BLACK-BLACK (5-4)

Oct. 15, 2013	Louisiana Lafayette	L, 20-37
Oct. 25, 2014	Old Dominion	W, 66-51
Nov. 15, 2014	Army	W, 52-24
Nov. 27, 2015	Marshall	W, 49-28
Sept. 29, 2018	Marshall	L, 17-20
Aug. 29, 2019	Central Arkansas	L, 28-35
Nov. 21, 2020	FIU	W, 38-21
Sept. 25, 2021	Indiana	L, 31-33
Oct. 21, 2022	UAB	W, 20-17

WHITE-RED (18-9)

Sept. 7, 2013	at Tennessee	L, 20-52
Nov. 2, 2013	at Georgia State	W, 44-28
Nov. 9, 2013	at Army	W, 21-17
Nov. 23, 2013	at Texas State	W, 38-7
Sept. 6, 2014	at Illinois	L, 34-42
Sept. 27, 2014	at Navy	W, 36-27
Oct. 18, 2014	at Florida Atlantic	L, 38-45
Nov. 1, 2014	at LA Tech	L, 10-59
Nov. 28, 2014	at #19 Marshall	W, 67-66 (OT)
Sept. 3, 2015	at Vanderbilt	W, 14-12
Sept. 19, 2015	at Indiana	L, 35-38
Oct. 15, 2015	at North Texas	W, 55-28
Oct. 31, 2015	at Old Dominion	W, 55-30
Dec. 21, 2015	vs. South Florida	W, 45-35
Sept. 17, 2016	at Miami (Ohio)	W, 31-24
Nov. 26, 2016	at Marshall	W, 60-6
Aug. 31, 2018	at #4 Wisconsin	L, 3-34
Nov. 10, 2018	at Florida Atlantic	L, 15-34
Sept. 7, 2019	at FIU	W, 20-14
Oct. 5, 2019	at Old Dominion	W, 20-3
Oct. 17, 2020	at UAB	L, 14-37
Dec. 6, 2020	at Charlotte	W, 37-19
Sept. 11, 2021	at Army	L, 35-38
Oct. 16, 2021	at Old Dominion	W, 43-20
Oct. 23, 2021	at FIU	W, 34-19
Nov. 13, 2021	at Rice	W, 42-21
Oct. 15, 2022	at Middle Tennessee	W, 35-17

WHITE-WHITE (16-12)

Sept. 14, 2013	at South Alabama	L, 24-31
Sept. 21, 2013	Morgan State	W, 58-17
Sept. 19, 2014	at Middle Tennessee	L, 47-50 (30T)
Sept. 26, 2015	Miami (Ohio)	W, 56-14
Oct. 3, 2015	at Rice	W, 49-10
Oct. 24, 2015	at #5 LSU	L, 20-48
Nov. 21, 2015	at FIU	W, 63-7
Sept. 10, 2016	at #1 Alabama	L, 10-38
Oct. 1, 2016	Houston Baptist	W, 50-3
Oct. 15, 2016	at Middle Tennessee	W, 44-43 (20T)
Sept. 9, 2017	at Illinois	L, 7-20
Sept. 23, 2017	Ball State	W, 33-21
Oct. 7, 2017	at UTEP	W, 15-14
Oct. 20, 2017	at Old Dominion	W, 35-31
Nov. 11, 2017	at Marshall	L, 23-30
Dec. 16, 2017	vs. Georgia State	L, 17-27
Sept. 22, 2018	at Ball State	W, 28-20
Oct. 13, 2018	at Charlotte	L, 14-40
Oct. 20, 2018	Old Dominion	L, 34-37
Nov. 24, 2018	at LA Tech	W, 30-15
Sept. 28, 2019	UAB	W, 20-13
Oct. 26, 2019	at Marshall	L, 23-26
Oct. 24, 2020	Chattanooga	W, 13-10
Sept. 2, 2021	UT Martin	W, 59-21
Dec. 3, 2021	at UTSA	L, 41-49
Sept. 3, 2022	at Hawaii	W, 49-17
Sept. 24, 2022	FIU	W, 73-0
Oct. 1, 2022	Troy	L, 27-34

WHITE-BLACK (6-10)

Oct. 6, 2016	at LA Tech	L, 52-55
Oct. 29, 2016	at Florida Atlantic	W, 52-3
Nov. 4, 2017	at Vanderbilt	L, 17-31
Nov. 24, 2017	at FIU	L, 17-41
Sept. 15, 2018	at Louisville	L, 17-20
Nov. 2, 2018	at Middle Tennessee	L, 10-29
Nov. 9, 2019	at Arkansas	W, 45-19
Nov. 23, 2019	at Southern Miss	W, 28-10
Dec. 30, 2019	vs. Western Michigan	W, 23-20
Sept. 12, 2020	at Louisville	L, 21-35
Oct. 3, 2020	at Middle Tennessee	W, 20-17
Nov. 7, 2020	at Florida Atlantic	L, 6-10
Dec. 26, 2020	vs. Georgia State	L, 21-39
Oct. 2, 2020	at #16/17 Michigan St.	L, 31-48
Nov. 21, 2021	at Marshall	W, 53-21
Sept. 17, 2022	at Indiana	L, 30-33 (OT)
Oct. 8, 2022	at UTSA	L, 28-31

TOPS IN CONFERENCE USA

Conference USA Standings

Team	Conf.	Ovr.
UTSA	4-0	6-2
WKU	3-1	5-3
North Texas	3-1	4-4
Rice	2-1	4-3
UAB	2-2	4-3
UTEP	2-2	4-4
Florida Atlantic	2-2	3-5
FIU	1-2	3-4
Louisiana Tech	1-2	2-5
Middle Tennessee	0-3	3-4
Charlotte	0-4	1-7

Scoring Offense

Team	PPG
1. WKU	37.50
2. UTSA	35.63
3. North Texas	35.00
4. UAB	32.00
5. Louisiana Tech	31.29

Touchdowns Scored

Team	TD
1. WKU	39
2. UTSA	37
3. North Texas	35
4. Florida Atlantic	30
5. UAB	29

Rushing Defense

Team	TPE
1. WKU	133.88
2. Middle Tennessee	143.86
3. UTSA	150.38
4. Rice	153.43
5. UAB	154.57

Completion Percentage

Team	PCT.
1. WKU	69.58
2. UTSA	67.30
3. Middle Tennessee	65.93
4. UAB	62.84
5. FIU	61.65

Passing Touchdowns

Team	TD
1. WKU	22
2. North Texas	20
Louisiana Tech	20
4. UTSA	19
Charlotte	19

Passing Completions

Team	COMP.
1. WKU	231
2. UTSA	212
3. Middle Tennessee	180
4. Charlotte	173
5. FIU	172

NATIONAL CHAMPIONSHIP 20TH ANNIVERSARY

The 2022 WKU Football campaign marks the 20th anniversary of Western Kentucky winning the 2002 I-AA national championship. WKU defeated McNeese State 34-14 in Chattanooga, Tenn. in the championship game of the I-AA Playoffs to earn the program's first national title after advancing to the championship game for the first time since the School moved to the I-AA level in 1975.

Karl Maslowski intercepted Scott Pendarvis on MSU's first offensive play of the game, the first of a number of big plays for WKU. Jerami Johnson bowled over a pair of defenders to score on a 16-yard pass less than five minutes into the game, giving the Hilltoppers the lead for good. Frazier scored on a 55-yard run on the second play of the second quarter to double WKU's advantage. The defense allowed only 19 yards on seven plays after a late first-half turnover, forcing the Cowboys to settle for a field goal as the Toppers led, 17-6, at the break. Quarterback Jason Michael connected with Johnson for 49 yards, and Frazier scored from 14 yards out on the next play to cap WKU's first drive of the second half. With MSU trailing by 10 points and the third quarter nearing an end, Michael and Frazier hooked up for a screen pass that would go 54 yards, the quarterback would reach the end zone to finish the drive with 13:49 left in the contest.

Corey Shaw's interception set up the final points of the game, a 23-yard Martinez field goal, while Charles Thompson ended McNeese's final possession with the Toppers' third interception of the contest.

Four conference champions. The top three seeds. Two three-point decisions on the road. All pointed to one result, Western Kentucky's first-ever NCAA I-AA national championship.

CAREER-HIGHS at WKU

QUARTERBACK

#16 Austin Reed

Completions: 39, vs. Troy 10/1/22
 Attempts: 56, vs. Troy 10/1/22
 Passing yards: 406, vs. Troy 10/1/22
 Passing touchdowns: 5, vs. FIU 9/24/22
 Interceptions: 0, 2x, most recently at UTSA 10/8/22
 Longest completion: 76, vs. FIU 9/24/22
 Rushing attempts: 12, at Middle Tennessee 10/15/22
 Rushing yards: 43, 2x, at UTSA 10/8/22
 Longest rush: 20, vs. UAB 10/21/22
 Rushing touchdowns: 2, vs. UAB 10/21/22

RUNNING BACK

#2 Davion Ervin-Poindexter

Attempts: 15, vs. Austin Peay 8/27/22
 Rushing yards: 49, vs. Austin Peay 8/27/22
 Longest rush: 13, at Hawaii 9/3/22
 Rushing touchdowns: 2, vs. FIU 9/24/22
 Receptions: 2, vs. UAB 10/21/22
 Receiving yards: 19, vs. Austin Peay 8/27/22
 Longest reception: 19, vs. Austin Peay 8/27/22

#3 Jakairi Moses

Attempts: 19, at UTEP 10/7/17
 Rushing yards: 56, vs. Ball State 9/23/17
 Longest rush: 29, at Indiana 9/17/22
 Rushing touchdowns: 1, 3x, most recently vs. Florida Atlantic 11/20/21
 Receptions: 6, at UTEP 10/7/17
 Receiving yards: 51, vs. Central Arkansas 8/29/19
 Longest reception: 26, 2x, most recently at Hawaii 9/3/22

#8 Kye Robichaux

Attempts: 14, at Indiana 9/17/22
 Rushing yards: 135, at Indiana 9/17/22
 Longest rush: 59, at Indiana 9/17/22
 Rushing touchdowns: 1, 6x, most recently at MTSU 10/15/22
 Receptions: 3, 3x, most recently at Middle Tennessee 10/15/22
 Receiving yards: 39, at Rice 11/13/21
 Longest reception: 38, at UTSA 12/3/21
 Receiving touchdowns: 1, at Rice 11/13/21

#21 L.T. Sanders

Attempts: 16, vs. UAB 10/21/22
 Rushing yards: 120, vs. UAB 10/21/22
 Longest rush: 35, vs. FIU 9/24/22
 Rushing touchdowns: 1, vs. FIU 9/24/22

WIDE RECEIVER

#0 Jaylen Hall

Receptions: 8, at UTSA 10/8/22
 Receiving yards: 60, 2x, most recently at Middle Tennessee 10/15/22
 Longest reception: 30, vs. Austin Peay 8/27/22
 Receiving touchdowns: 1, at Hawaii 9/3/22

#4 Michael Mathison

Receptions: 9, vs. Troy 10/1/22
 Receiving yards: 160, vs. Troy 10/1/22
 Longest reception: 55, vs. Troy 10/1/22
 Receiving touchdowns: 1, 2x, most recently at UTSA 10/8/22

#5 Dakota Thomas

Receptions: 5, at Charlotte 12/6/20
 Receiving yards: 78, at Charlotte 12/6/20
 Longest reception: 37, at Charlotte 12/6/20
 Receiving touchdowns: 2, at Old Dominion 10/16/21

#7 Daewood Davis

Receptions: 12, vs. Troy 10/1/22
 Receiving yards: 124, vs. Austin Peay 8/27/22
 Longest reception: 72, vs. UT Martin 9/2/21
 Receiving touchdowns: 2, 2x, most recently at Marshall 11/27/21

#9 Josh Sterns

Receptions: 4, vs. Middle Tennessee 11/6/21
 Receiving yards: 32, vs. Indiana 9/25/21
 Longest reception: 24, 2x, most recently vs. UTSA 10/9/21

#11 Malachi Corley

Receptions: 11, at UTSA 10/8/22
 Receiving yards: 131, at UTSA 10/8/22
 Longest reception: 76, vs. FIU 9/24/22
 Receiving touchdowns: 3, vs. Austin Peay 8/27/22

#15 K.D. Hutchinson

Receptions: 5, vs. FIU 9/24/22
 Receiving yards: 48, vs. FIU 9/24/22
 Longest reception: 25, vs. FIU 9/24/22

#17 Dalvin Smith

Receptions: 4, vs. Troy 10/1/22
 Receiving yards: 43, vs. UTSA 10/9/21
 Longest reception: 33, 2x, most recently vs App State 12/18/21
 Receiving touchdowns: 1, 9x, most recently vs. FIU 9/24/22

#18 Denzil Alleyne

Receptions: 2, vs. FIU 9/24/22
 Receiving yards: 13, vs. FIU 9/24/22
 Longest reception: 8, vs. FIU 9/24/22

#80 Easton Messer

Receptions: 1, vs. FIU 9/24/22
 Receiving yards: 44, vs. FIU 9/24/22
 Longest reception: 44, vs. FIU 9/24/22
 Receiving touchdowns: 1, vs. FIU 9/24/22

TIGHT END

#6 Josh Simon

Receptions: 6, 2x most recently vs. UAB 10/17/20
 Receiving yards: 105, vs. Western Michigan 12/30/19
 Longest reception: 77, vs. Louisville 9/14/19
 Receiving touchdowns: 2, vs. UT Martin 9/2/21

#89 Joey Beljan

Receptions: 4, vs. Appalachian State 12/18/21
 Receiving yards: 42, vs. Florida Atlantic 11/20/21
 Longest reception: 32, vs. Florida Atlantic 11/20/21
 Receiving touchdowns: 2, 2x, most recently vs. FAU 11/20/21

DEFENSIVE ENDS**#34 Juwuan Jones**

Double-digit tackle games: 2x most recently vs. Austin Peay 8/27/22
 Tackles: 10, 2x most recently vs. Austin Peay 8/27/22
 Solo tackles: 5, at MTSU 11/2/18
 Assist tackles: 8, at Marshall, 10/26/19
 TFL: 2.5, 2x, most recently vs. Louisville 9/14/19
 TFL yards: 12, 2x, most recently vs. FAU 11/2/19
 Sacks: 2.5, vs. Old Dominion 10/20/18
 Sack yards: 12, 2x, most recently vs. FAU 11/2/19
 QB hurries: 2, 4x, most recently at Charlotte 12/6/20
 Pass breakups: 1, 5x, most recently at Charlotte 12/6/20
 Interceptions: 1, at Hawaii 9/3/22
 Interceptions returned for touchdowns: 1, at Hawaii 9/3/22
 Fumble recoveries: 1, vs. UAB 10/21/22

DEFENSIVE TACKLES**#0 Lorenzo Hernandez**

Tackles: 5, at UTSA 10/8/22
 Solo tackles: 2, at UTSA 10/8/22
 Assist tackles: 4, vs. Austin Peay 8/27/22
 TFL: 1, at Hawaii 9/3/22
 Sacks: 0.5, vs. Austin Peay 8/27/22
 QB hurries: 2, vs. Austin Peay 8/27/22

#35 Mike Allen

Tackles: , 3, vs. App State 12/18/21
 Solo tackles: 2, vs. Charlotte 10/30/21
 Assist tackles: 2, 2x, most recently vs. App State 12/18/21
 Sacks: 0.5, vs. Troy 10/1/22
 TFL: 0.5, 2x, most recently at Middle Tennessee 10/15/22
 QB hurries: 1, 2x, most recently vs. Florida Atlantic 11/20/21
 Blocked PAT: 1, at FIU 10/23/21

#97 Darius Shipp

Tackles: 6, vs. Middle Tennessee 11/6/21
 Solo tackles: 5, at Rice 11/13/21
 Assist tackles: 4, vs. Middle Tennessee 11/6/21
 TFL: 2.0, 2x, most recently at Rice 11/13/21
 TFL yards: 9, at Rice 11/13/21
 Sacks: 1.0, 3x, most recently at Rice 11/13/21
 Sack yards: 8, at Rice 11/13/21
 Fumble Recoveries: 1, vs App State 12/18/21
 QB hurries: 2, at #16/17 Michigan State 10/2/21
 Pass breakups: 1, 4x, most recently at UTSA 12/3/21

#99 Brodrick Martin

Tackles: 7, at UTSA 12/3/21
 Solo tackles: 4, at Indiana 9/17/22
 Assist tackles: 5, at UTSA 12/3/21
 TFL: 2.0, vs. App State, 12/18/21
 TFL yards: 13, vs App State 12/18/21
 Sacks: 2.0, vs App State 12/18/21
 Sack yards: 13, vs App State 12/18/21
 Pass breakups: 1, 2x, most recently at UTSA 10/8/22
 QB hurries: 1, 3x, most recently at Middle Tennessee 10/15/22
 Forced fumbles: 1, vs. UAB 10/21/22

LINEBACKERS**#1 Jaden Hunter**

Double-digit tackle games: 2, most recently vs. MTSU 11/6/21
 Tackles: 11, vs. Middle Tennessee 11/6/21
 Solo tackles: 6, 2x, most recently vs. Middle Tennessee 11/6/21
 Assist tackles: 5, 2x, most recently at UTSA 12/3/21
 TFL: 2.0, at Marshall 11/27/21
 TFL yards: 10, at Arkansas 11/9/19
 Sacks: 2.0, at Marshall 11/27/21
 Sack yards: 10, at Arkansas 11/9/19
 QB hurries: 1, 2x, most recently at FIU 10/23/21
 Pass breakups: 1, at FIU 10/23/21
 Interceptions: 1, vs. Middle Tennessee 11/6/21

#3 JaQues Evans

Tackles: 13, vs. Austin Peay 8/27/22
 Solo tackles: 9, vs. Austin Peay 8/27/22
 Assist tackles: 5, 2x, most recently vs. UAB 10/21/22
 TFL: 2.5, vs. Austin Peay 8/27/22
 TFL yards: 20, vs. Florida Atlantic 11/20/21
 Sacks: 2.5, vs. Austin Peay 8/27/22
 Sack yards: 20, vs. Florida Atlantic 11/20/21
 Fumble Recoveries: 1, 2x, most recently vs. UAB 10/21/22
 QB hurries: 1, 2x, most recently at Hawaii 9/3/22
 Pass breakups: 1, 3x, most recently at Middle Tennessee 10/15/22

#23 Will Ignont

Tackles: 9, at Old Dominion 10/16/21
 Solo tackles: 7, at Hawaii 9/3/22
 Assist tackles: 6, at Old Dominion 10/16/21
 TFL: 2.0, 2x, most recently at Old Dominion 10/16/21
 TFL yards: 16, at Old Dominion 10/16/21
 Sacks: 2.0, at Old Dominion 10/16/21
 Sack yards: 16, at Old Dominion 10/16/21
 Fumble Recoveries: 1, vs UT Martin 9/2/21
 Pass breakups: 2, at FIU 10/23/21
 Interceptions: 1, at Old Dominion 10/16/21

#24 Derrick Smith

Tackles: 12, at Indiana 9/17/22
 Solo tackles: 8, at Indiana 9/17/22
 Assist tackles: 4, 2x, most recently at UTSA 10/8/22
 TFL: 2.0, at Indiana 9/17/22
 TFL yards: 7, 2x, most recently vs. Troy 10/1/22
 Sacks: 1.0, 3x, most recently vs. UAB 10/21/22
 Sack yards: 7, vs. Troy 10/1/22
 Pass breakups: 1, at Middle Tennessee 10/15/22
 Interceptions: 1, vs. Troy 10/1/22
 Forced fumbles, 1 at UTSA 10/8/22

#48 Niko Cooper

Tackles: 3, 2x, most recently at Hawaii 9/3/22
 Solo tackles: 3, 2x, most recently at Hawaii 9/3/22
 Assist tackles: 1, vs. Troy 10/1/22
 TFL: 1.0, vs. App State 12/18/21
 TFL yards: 4, vs. App State 12/18/21
 Forced Fumbles: 1, at Hawaii 9/3/22

#58 Matthew Flint

Tackles: 3, 2x, most recently at Marshall 11/27/21
 Solo tackles: 3, at Rice 11/13/21
 Assist tackles: 1, 6x, most recently vs App State 12/18/21

CAREER-HIGHS at WKU

DEFENSIVE BACKS

#2 A.J. Brathwaite, Jr.

Double-digit tackle games: 2, most recently at Old Dominion 10/16/21
Tackles: 15, vs. Indiana 9/25/21
Solo tackles: 9, vs. Indiana 9/25/21
Assist tackles: 6, vs. Indiana 9/25/21
TFL: 1.0, 3x, most recently at Middle Tennessee 10/15/22
TFL yards: 16, vs. Indiana 9/25/21
Sacks: 1.0, vs. Indiana 9/25/21
Sack yards: 16, vs. Indiana 9/25/21
Forced fumbles: 1, 2x, most recently vs. App State 12/18/21
Pass breakups: 1, 2x, most recently at Old Dominion 10/16/21
Interceptions: 1, 2x, most recently vs. Austin Peay 8/27/22
Defensive TD: 1, at Charlotte 12/6/20
Blocked punts: 1, vs. Charlotte 10/19/19

#7 Tre Shaw

Tackles: 3, at Rice 11/13/21
Solo tackles: 2, 2x, most recently at Rice 11/13/21
Assist tackles: 1, 5x, most recently vs. UAB 10/21/22

#9 Dominique Bradshaw

Tackles: 5, 4x, at Hawaii 9/3/22
Solo tackles: 4, 3x, most recently at Middle Tennessee 10/15/22
Assist tackles: 3, at UTSA 12/3/21
TFL: 1.0, at Middle Tennessee 10/15/22
TFL yards: 1, 2x, most recently at Middle Tennessee 10/15/22
Pass breakups: 3, at Charlotte 12/6/20
Interceptions: 1, at Rice 11/13/21

#12 Kahlef Hailassie

Total tackles: 9, at Indiana 9/17/22
Solo tackles: 6, 2x, most recently at Middle Tennessee 10/15/22
Assist tackles: 5, at #16/17 Michigan State 10/2/21
TFL: 2.5, at Middle Tennessee 10/15/22
TFL yards: 10, 2x, most recently at Indiana 9/17/22
Sacks: 1.0, 3x, most recently at Indiana 9/17/22
QB hurries: 1, vs. Troy 10/1/22
Forced fumbles: 1, 3x, most recently vs. UAB 10/21/22
Pass breakups: 2, 4x, most recently at Middle Tennessee 10/15/22
Interceptions: 1, 4x, most recently vs. UAB 10/21/22
Fumble recoveries: 1, vs. UAB 10/21/22

#14 Davion Williams

Tackles: 5, vs. UT Martin 9/2/21
Solo tackles: 4, 2x, most recently at Hawaii 9/3/22
Assist tackles: 1, 5x, most recently vs. UAB 10/21/22
Pass breakups: 2, at Indiana 9/17/22
Interceptions: 1, 2x, most recently at Marshall 11/27/21
Defensive TD: 1, at Marshall 11/27/21

#16 Kendrick Simpkins

Tackles: 7, vs. Charlotte 10/30/21
Solo tackles: 6, vs. Charlotte 10/30/21
Assist tackles: 2, 3x, most recently vs. UAB 10/21/22
TFL: 0.5, at Old Dominion 10/16/21
TFL yards: 1, at Old Dominion 10/16/21
Pass breakups: 2, at Rice 11/13/21

#20 Kaleb Oliver

Tackles: 8, at UTSA 10/8/22
Solo tackles: 5, 3x, most recently at UTSA 10/8/22
Assist tackles: 4, 2x, most recently vs. UAB 10/21/22
Tackles for loss: 0.5, at UTSA 10/8/22
Tackles for loss yards: 1, at UTSA 10/8/22
Pass breakups: 1, 4x, most recently at Hawaii 9/3/22
Interceptions: 2, at Hawaii 9/3/22
Quarterback hurries: 1, at Middle Tennessee 10/15/22

#21 Upton Stout

Tackles: 6, vs. Troy 10/1/22
Solo tackles: 4, 2x, most recently vs. Troy 10/1/22
Assist tackles: 2, vs. Troy 10/1/22
Pass breakups: 1, vs. FIU 9/24/22
Interceptions: 1, 2x, most recently at Hawaii 9/3/22
Interceptions returned for touchdowns: 1, vs. Austin Peay 8/27/22

#22 Darius Thomas

Tackles: 2, vs. FIU 9/24/22
Solo tackles: 1, 2x, most recently vs. FIU 9/24/22
Assist tackles: 1, 2x, most recently at Middle Tennessee 10/15/22
Interceptions: 1, at Middle Tennessee 10/15/22
Interceptions returned for touchdowns: 1, at MTSU 10/15/22

#40 B.J. Wagner

Tackles: 6, vs. FIU 9/24/22
Solo tackles: 2, at Hawaii 9/3/22
Assist tackles: 5, vs. FIU 9/24/22
TFL: 1.0, at Hawaii 9/3/22
TFL yards: 2, at Hawaii 9/3/22
Interceptions: 1, at Hawaii 9/3/22
Fumble recoveries: 1, at Indiana 9/17/22



Offense Key Player Bios



6
Joshua Simon
 TE • 6-5 • 235
 r-Sophomore
 Dalzell, S.C.
 Crestwood HS

SIMON'S CAREER STATISTICS

RECEPTIONS:	79
YARDS:	1,029
TOUCHDOWNS:	12
LONG:	77

2021 GAME-BY-GAME RECEIVING

	REC	YDS	TD	LONG
UT Martin	3	73	2	45
TOTALS	3	73	2	45

2020 GAME-BY-GAME RECEIVING

	REC	YDS	TD	LONG
at Louisville	0	0	0	0
Liberty	2	19	0	18
at Middle Tenn.	4	33	1	11
Marshall	1	4	0	4
at UAB	6	81	1	25
Chattanooga	2	29	0	28
at #10/11 BYU	5	28	1	10
at Fla. Atlantic	0	0	0	0
So. Miss	5	30	0	12
FIU	2	20	0	11
at Charlotte	2	42	0	37
vs. GA State	4	84	0	40
TOTALS	33	370	3	40

2019 GAME-BY-GAME RECEIVING

	REC	YDS	TD	LONG
Central AR	3	53	1	42
at FIU	0	0	0	0
vs. Louisville	1	77	1	77
UAB	3	26	1	12
at Old Dom.	1	12	1	12
Army	1	0	0	0
Charlotte	2	22	0	17
at Marshall	1	10	0	10
Fla. Atlantic	4	14	0	7
at Arkansas	2	22	0	22
at So. Miss	2	51	0	47
Middle Tenn.	4	38	0	32
vs. W. Michigan	6	105	0	30
TOTALS	40	430	4	77

SIMON'S KEY NOTES

- Named to the Mackey Award Watch List ahead of the 2022 season.
- Led the Hilltoppers with five "explosive" catches of 20+ yards in 2020, including a season-long 40-yard grab against FIU.
- In 2019, had one score in each of his first four games, as four of his first eight collegiate catches went for six points.
- Put up season-highs of six receptions for 106 yards in WKU's 2019 First Responder Bowl victory; he was the only tight end in the nation to have 100+ yards in a 2019-20 bowl game.



7
Daewood Davis
 WR • 6-2 • 195
 r-Senior
 Broward County, Fla.
 Deerfield Beach HS

DAVIS' CAREER STATISTICS (AT WKU)

RECEPTIONS:	90
YARDS:	1,399
TOUCHDOWNS:	13
LONG:	73

2021 GAME-BY-GAME RECEIVING

	REC	YDS	TD	LONG
UT Martin	2	83	1	73
at Army	2	17	0	11
Indiana	2	64	1	39
at Michigan St.	0	0	0	0
UTSA	5	75	0	33
at ODU	5	45	1	15
at FIU	4	38	0	11
Charlotte	3	49	1	30
MTSU	2	45	2	28
at Rice	4	61	0	22
FAU	6	70	0	18
at Marshall	3	105	2	50
at UTSA	3	55	0	35
vs. App State	2	56	0	39
TOTALS	43	763	8	73

DAVIS' KEY NOTES

- Named to the Biletnikoff Award Watch List ahead of the 2022 season.
- Listed on the 2022 College Football Freaks List by The Athletic.
- Finished 28th in the nation in yards per reception in 2021 with 17.74.
- His eight touchdowns in 2021 were ninth most in a single season by any Western Kentucky wide receiver.
- Played three seasons at Oregon before transferring to WKU. Oregon Head coach Mario Cristobal called Davis, "the most unselfish guy I've ever coached." Helped Oregon win the Pac-12 Conference Championship in 2019 over No. 5 Utah and the Rose Bowl over No. 8 Wisconsin.



16
Austin Reed
 QB • 6-2 • 230
 g-Senior
 St. Augustine Beach, Fla.
 St. Augustine HS

REED'S CAREER STATISTICS

COMPLETIONS:	710
ATTEMPTS:	1,187
PERCENTAGE:	59.8%
YARDS:	9,948
TOUCHDOWNS:	99
INTERCEPTIONS:	24

2021 GAME-BY-GAME PASSING

	C-A	PCT	YDS	TD-INT
at McNeese St.	19-36	52.8	380	4-1
SW Baptist	20-26	76.9	257	4-0
at Tex. A&M Com.	18-32	56.3	274	2-0
at Delta State	13-31	41.9	285	4-2
at N. Greenville	21-33	63.6	289	4-0
West Georgia	31-50	62.0	410	3-0
Shorter	18-30	60.0	314	4-1
at Mississippi Col.	19-29	65.5	361	4-0
at West Alabama	22-39	65.5	403	4-1
Valdosta St.	15-37	40.5	311	2-0
Newberry	11-35	31.4	134	3-3
TOTALS	207-378	54.8	3,418	38-8

2019 GAME-BY-GAME PASSING

	C-A	PCT	YDS	TD-INT
at C. Newman	15-29	51.7	194	1-1
at Shorter	24-35	68.6	364	4-0
Va. -Lynchburg	18-28	64.3	274	3-1
Mississippi Col.	14-24	58.3	196	2-1
Delta State	15-24	62.5	262	4-1
at West Georgia	2-15	13.3	43	1-1
at Florida Tech	18-35	51.4	219	2-1
North Greenville	21-32	65.6	254	1-1
at Valdosta State	19-32	59.4	190	1-0
West Alabama	28-39	71.8	443	5-0
at Wingate	8-26	30.8	165	3-0
at Valdosta State	25-37	67.6	298	1-1
at Lenoir-Rhyne	21-36	58.3	360	3-1
at Ferris State	18-44	40.9	299	3-1
vs. Minn. St.	33-54	61.1	523	6-1
TOTALS	279-490	56.9	4,084	40-11

REED'S KEY NOTES

- Led Division II West Florida to a National Championship in 2019.
- Missed the 2020 season due to the COVID-19 pandemic.
- Named the 2019 Don Hansen Football Gazette National Freshman of the Year in addition to being the Gulf South Conference Freshman of the Year.
- Missed the 2020 season due to the COVID-19 pandemic.
- Holds two years of remaining eligibility despite playing as a graduate transfer.
- Threw a career-high six touchdowns in WFU's national title win over Minnesota State.

Defense Key Player Bios



1
Jaden Hunter
 LB • 6-2 • 240
 r-Senior
 Atlanta, Ga.
 Westlake HS

HUNTER'S CAREER STATISTICS

TACKLES: 120
TACKLES FOR LOSS: 9.5
SACKS: 4.0
QB HURRIES: 2
FORCED FUMBLES: 2
INTERCEPTIONS: 1

2021 GAME-BY-GAME STATISTICS

	TKL	TFL	SACK	QBH
at Army	10	0	0	0
Indiana	1	0	0	0
at Michigan St.	6	1.0	0	0
UTSA	1	0	0	0
at Old Dominion	5	0	0	0
at FIU	4	0	0	1
Charlotte	3	0.5	0	0
Middle Tenn.	11	0.5	0	0
at Rice	5	1.0	1.0	0
FAU	0	0	0	0
at Marshall	9	2.0	2.0	0
at UTSA	8	0	0	0
vs. App State	3	0	0	0
TOTALS	66	5.0	3.0	1

2020 GAME-BY-GAME STATISTICS

	TKL	TFL	SACK	QBH
at Louisville	1	0	0	0
Liberty	1	0	0	0
at Middle Tenn.	1	0	0	1
Marshall	3	0	0	0
at UAB	2	0.5	0	0
Chattanooga	2	1.0	0	0
at #10/11 BYU	0	0	0	0
at Fla. Atlantic	1	0	0	0
So. Miss	0	0	0	0
FIU	1	0	0	0
at Charlotte	2	0	0	0
vs. GA State	1	1.0	0	0
TOTALS	15	2.5	0	1

2019 GAME-BY-GAME STATISTICS

	TKL	TFL	SACK	QBH
Central AR	1	0	0	0
at FIU	1	0	0	0
vs. Louisville	2	0	0	0
UAB	2	0	0	0
at Old Dom.	0	0	0	0
Army	0	0	0	0
Charlotte	0	0	0	0
at Marshall	1	0	0	0
Fla. Atlantic	1	0	0	0
at Arkansas	2	1.0	1.0	0
at So. Miss	0	5	0	0
Middle Tenn.	0	0	0	0
vs. W. Michigan	1	0	0	0
TOTALS	11	1.0	1.0	0



34
Juwan Jones
 DE • 6-3 • 275
 r-Senior
 Sugar Hill, Ga.
 Lanier HS

JONES' CAREER STATISTICS

TACKLES: 211
TACKLES FOR LOSS: 32.0
SACKS: 19.0
QB HURRIES: 24
FORCED FUMBLES: 2
INTERCEPTIONS: 1

2021 GAME-BY-GAME STATISTICS

	TKL	TFL	SACK	QBH
UT Martin	2	0.5	0	0
at Army	9	1.0	1.0	0
Indiana	4	0	0	0
at Michigan St.	3	0	0	0
UTSA	2	0	0	0
at Old Dominion	3	1.0	1.0	0
at FIU	1	1.0	1.0	0
Charlotte	2	0.5	0.5	0
Middle Tenn.	3	0	0	0
at Rice	3	0	0	0
FAU	1	0	0	1
at Marshall	5	0	0	1
at UTSA	3	1.5	0	1
vs. App State	4	1.0	0	0
TOTALS	45	6.5	3.5	3

2020 GAME-BY-GAME STATISTICS

	TKL	TFL	SACK	QBH
at Louisville	1	0.0	0.0	1
Liberty	3	0.5	0.5	0
at Middle Tenn.	2	1.0	0.0	0
Marshall	4	0.0	0.0	0
at UAB	3	1.0	0.0	1
Chattanooga	3	1.0	1.0	1
at #10/11 BYU	1	0.0	0.0	0
at Fla. Atlantic	6	1.0	0.0	0
So. Miss	4	0.5	0.5	0
FIU	3	0.0	0.0	0
at Charlotte	3	0.0	0.0	2
vs. GA State	5	0.0	0.0	0
TOTALS	38	5.0	2.0	5

2019 GAME-BY-GAME STATISTICS

	TKL	TFL	SACK	QBH
Central AR	3	1.0	1.0	1
at FIU	8	1.5	1.0	0
vs. Louisville	6	2.5	1.5	0
UAB	3	0.0	0.0	1
at Old Dom.	1	0.0	0.0	1
Army	3	0.0	0.0	1
Charlotte	4	0.0	0.0	1
at Marshall	10	2.0	0.0	2
Fla. Atlantic	4	1.0	1.0	0
at Arkansas	3	1.0	0.0	1
at So. Miss	4	0.5	0.5	0
Middle Tenn.	4	2.0	1.0	0
vs. W. Michigan	2	1.0	1.0	1
TOTALS	55	12.5	7.0	9

2018 GAME-BY-GAME STATISTICS

	TKL	TFL	SACK	QBH
at #3 Wisconsin	2	0.0	0.0	0
Maine	7	0.5	0.5	0
at Louisville	1	0.0	0.0	0
at Ball State	2	0.0	0.0	0
Marshall	3	1.0	0.0	2
at Charlotte	3	0.0	0.0	1
Old Dom.	4	2.5	2.5	0
FIU	3	0.0	0.0	0
at Middle Tenn.	5	1.0	1.0	0
at Fla. Atlantic	5	0.0	0.0	0
UTEP	4	0.0	0.0	2
at LA Tech	3	1.0	1.0	0
TOTALS	42	6.0	5.0	5

JONES' KEY NOTES

- Juwan Jones is a two-time CoSIDA Academic All-American, being named to the second team in both 2020 and 2021. Jones holds a bachelor's degree from WKU in sport management and a master's degree from WKU in special education teaching.
- Jones was named to the Wuerffel Trophy Watch List in late July. The Wuerffel Trophy honor college football players who serve others, celebrate their positive impact on society and inspire greater service in the world. This is his second time being named to the watch list as he also landed on the Wuerffel Trophy Watch List in 2020.
- Jones represented WKU at the 2022 Conference USA Media Days and was named to the league's preseason watch list.
- Phil Steele, famous for his preseason college football magazine, named Jones to his All Conference-USA Fourth Team in mid June.
- Jones' lone double-digit tackle game of his career came in 2019 when he finished the team's game at Marshall with 10 tackles.
- He was named a FWAA Freshman All-American in 2018.
- Named to the C-USA All-Academic team in back-to-back years in 2020 and 2021.
- Enters 2022 third in school history in sacks (FBS era) and fourth in tackles for loss (FBS era).

Specialist Key Player Bios



44

Brayden Narveson

K • 6-1 • 205

r-Junior
Scottsdale, Ariz.
Iowa State**NARVESON'S CAREER STATISTICS**

FIELD GOALS:	47-60
EXTRA POINTS:	138-138
POINTS:	282
LONG FG MAKE:	53 (twice)
LONG FG ATTEMPT:	55
CONSECUTIVE FG:	3

2021 GAME-BY-GAME KICKING

	PTS	PAT	FG	LONG
UT Martin	11	8-8	1-1	30
at Army	5	0-0	5-5	—
Indiana	7	4-4	1-1	34
at Michigan St.	11	2-2	3-3	37
UTSA	10	4-4	2-3	34
at Old Dominion	13	4-4	3-4	41
at FIU	10	4-4	2-2	26
Charlotte	9	6-6	1-1	35
Middle Tenn.	12	6-6	2-2	43
at Rice	6	6-6	0-0	—
Florida Atlantic	10	7-7	1-1	26
at Marshall	17	5-5	4-5	53
at UTSA	9	3-3	2-4	34
vs. App State	11	8-8	1-2	24
TOTALS	141	72-72	23-29	53

2020 GAME-BY-GAME KICKING

	PTS	PAT	FG	LONG
at Louisville	3	3-3	0-0	—
Liberty	6	3-3	1-1	43
at Middle Tenn.	8	2-2	2-2	53
Marshall	2	2-2	0-0	—
at UAB	2	2-2	0-0	—
Chattanooga	7	1-1	2-2	32
at #10/11 BYU	4	1-1	1-1	44
at Fla. Atlantic	6	0-0	2-3	49
So. Miss	4	1-1	1-1	24
FIU	8	5-5	1-1	39
at Charlotte	13	4-4	3-3	49
vs. GA State	3	3-3	0-0	—
TOTALS	66	27-27	13-14	53

2019 OVERALL STATISTICS (AT IOWA STATE)

	PTS	PAT	FG	LONG
TOTALS	6	0-0	2-4	48

NARVESON'S KEY NOTES

- Finished the 2021 season first in points among all kickers in the country with 141. That mark was also the second best among all players in college football.
- Narveson was named to the Lou Groza Award Watch List prior to the start of the 2022 season.
- His 17 points scored in WKU's win at Marshall are a career high. That effort helped the Tops clinch the Conference USA East Division Championship.
- After transferring to WKU in the summer, Narveson won the starting kicking job during Fall Camp and didn't look back, producing one of the most accurate campaigns in WKU's 102-season program history.
- Made 13-of-14 field goal attempts and was a perfect 27-of-27 on extra point tries in 2020, scoring 66 total points in 12 games. His 93% field goal mark tied for third among all FBS kickers and ranked second for a single season all-time in WKU history to Garrett Schwettman's 15-of-16 (94%) mark in 2015. Was only 1-of-20 FBS kickers listed as a Lou Groza Award Semifinalist, the first Hilltopper to do so since Schwettman in 2015.
- Made 6-of-6 field goals in the 40-49 range and 5-of-5 from the 30-39 distance, while his 53-yarder on Oct. 3 at Middle Tennessee was the third-longest ever for a Hilltopper. Only miss was a 50-yard try in the first quarter on Nov. 7 at Florida Atlantic, but he did bounce back and make attempts of 32 and 49 yards later in the game against the Owls.
- Capped the regular season by going 3-for-3 on field goals and 4-of-4 on extra points on Dec. 6 at Charlotte. With a 13 points scored, became the first WKU kicker to reach that mark since Skyler Simcox had 16 points scored in the 2016 C-USA Championship Game vs. LA Tech.



46

Cory Munson

KO • 6-2 • 205

Junior
Warner Robins, Ga.
Northside HS**MUNSON'S CAREER STATISTICS**

KICKOFFS:	281
YARDS:	16,850
AVERAGE:	59.9
TOUCHBACKS:	139
OUT OF BOUNDS:	9

2021 GAME-BY-GAME KICKOFFS

	ATT	AVG	TB	OB
UT Martin	10	51.2	2	0
at Army	3	56.7	2	0
Indiana	6	60.5	2	1
at Michigan St.	7	54.1	3	1
UTSA	9	65.0	9	0
at Old Dominion	8	56.1	6	0
at FIU	7	61.4	6	0
Charlotte	8	58.6	5	0
Middle Tenn.	9	62.2	8	0
at Rice	7	59.1	3	0
Florida Atlantic	8	64.4	2	1
at Marshall	11	56.7	5	0
at UTSA	8	61.9	7	0
vs. App State	10	60.9	3	0
TOTALS	111	59.2	63	3

2020 GAME-BY-GAME KICKOFFS

	ATT	AVG	TB	OB
at Louisville	3	63.0	1	0
Liberty	5	58.4	1	1
at Middle Tenn.	5	59.2	3	0
Marshall	2	42.5	1	1
at UAB	3	64.7	2	0
Chattanooga	4	52.5	2	0
at #10/11 BYU	3	56.6	2	0
at Fla. Atlantic	3	65.0	2	0
So. Miss	3	62.3	0	0
FIU	7	57.3	1	0
at Charlotte	8	60.6	3	1
vs. GA State	3	54.0	1	0
TOTALS	49	58.5	19	3

2019 GAME-BY-GAME KICKOFFS

	ATT	AVG	TB	OB
Central AR	5	60.8	2	0
at FIU	4	62.3	3	0
vs. Louisville	3	65.0	2	0
UAB	5	64.2	2	0
at Old Dom.	5	65.0	4	0
Army	4	65.0	4	0
Charlotte	7	61.4	6	0
at Marshall	4	64.3	3	0
Fla. Atlantic	5	61.2	1	0
at Arkansas	8	60.6	2	0
at So. Miss	5	60.8	2	0
Middle Tenn.	6	49.3	2	0
vs. W. Michigan	5	60.0	0	0
TOTALS	66	61.1	33	0



Game-By-Game INFO

GAME-BY-GAME NOTABLES

Opponent	Team Captains (O, D, ST)	Coin Toss	Kick or Receive	Game Start	Game End	Game Length	Game Temp.	Helmet Style	Jersey Color	Pants Color	Game Result
Austin Peay	J. Beljan, J. Jones, D. Williams	Loss	Receive	11:04	2:55	3:50	90	Black	Red	Black	W, 38-27
at Hawaii	G. Britton, K. Oliver, T. Shaw	Loss	Kick	6:07	9:39	3:31	81	White	White	White	W, 49-17
at Indiana	D. Davis, D. Shipp, M. Mathison	Loss	Receive	12:01	3:56	3:55	78	Black	White	Black	L, 30-33
FIU*	K. Robichaux, B. Martin, T. Ellard	Loss	Kick	2:33	6:28	3:54	75	White	Red	Red	W, 73-0
Troy	W. Ignont, R. Staats, D. Smith	Win	Receive	6:02	9:57	3:55	75	White	White	White	L, 27-34
at UTSA*	K. Hailassie, J. Simon, C. Jones	Win	Kick	5:02	8:36	3:33	74	Chrome	White	Black	L, 28-31
at Middle Tennessee*	J. Evans, M. Corley, N. Cooper	Win	Kick	2:32	6:08	3:35	73	Chrome	White	Red	W, 35-17
UAB*	Q. Leslie, L. Hernandez, J. Hall	Loss	Receive	7:03	10:26	3:23	60	Black	Black	Black	W, 20-17
North Texas*											
at Charlotte*											
Rice*											
at Auburn											
at Florida Atlantic*											

GAME-BY-GAME STARTERS – OFFENSE

OPPONENT	QB	RB/WR	WR	WR	WR	TE/WR	LT	LG	C	RG	RT
Austin Peay	Reed	Hall	Mathison	Davis	Corley	Smith	Goode	Leslie	Staats	Murphy	Britton
at Hawaii	Reed	Moses	Hall	Davis	Corley	Simon	Goode	Leslie	Staats	Murphy	Britton
at Indiana	Reed	Ervin-Poindexter	Hall	Davis	Corley	Mathison	Goode	Leslie	Staats	Murphy	Britton
FIU*	Reed	Robichaux	Hall	Davis	Corley	Simon	Goode	Leslie	Staats	Murphy	Britton
Troy	Reed	Robichaux	Hall	Davis	Corley	Mathison	Goode	Leslie	Staats	Murphy	Britton
at UTSA*	Reed	Hall	Mathison	Davis	Corley	Smith	Goode	Leslie	Staats	Murphy	Britton
at Middle Tennessee*	Reed	Robichaux	Hall	Davis	Corley	Simon	Britton	Leslie	Staats	Murphy	Dorsey
UAB*	Reed	Ervin-Poindexter	Hall	Davis	Corley	Simon	Britton	Leslie	Staats	Murphy	Dorsey
North Texas*											
at Charlotte*											
Rice*											
at Auburn											
at Florida Atlantic*											

GAME-BY-GAME STARTERS – DEFENSE

OPPONENT	DE	DT	DT	DE/LB	LB	LB	LB/S	CB	SAF	SAF	CB
Austin Peay	J. Jones	Martin	Shipp	Evans	Ignont	Smith	Roberson	Hailassie	Brathwaite	C. Jones	Stout
at Hawaii	J. Jones	Martin	Shipp	Evans	Hunter	Smith	T. Allen	Hailassie	Oliver	C. Jones	Stout
at Indiana	J. Jones	Martin	Shipp	Evans	Ignont	Smith	T. Allen	Hailassie	Oliver	C. Jones	Stout
FIU*	J. Jones	Martin	Shipp	Evans	Hunter	Smith	T. Allen	Hailassie	Oliver	C. Jones	Stout
Troy	J. Jones	Martin	Shipp	Evans	Hunter	Ignont	Cooper	Hailassie	Oliver	T. Allen	Stout
at UTSA*	J. Jones	Martin	Hernandez	Evans	Hunter	Smith	T. Allen	Hailassie	Oliver	Simpkins	Stout
at Middle Tennessee*	J. Jones	Martin	Hernandez	Evans	Ignont	Smith	T. Allen	Hailassie	Oliver	Simpkins	Stout
UAB*	J. Jones	Martin	Hernandez	Shipp	Evans	Smith	Hunter	Hailassie	T. Allen	Simpkins	Williams
North Texas*											
at Charlotte*											
Rice*											
at Auburn											
at Florida Atlantic*											

GAME-BY-GAME STARTERS – SPECIALISTS

OPPONENT	K	P	LS	KO
Austin Peay	Narveson	Ellard	Bowman	Munson
at Hawaii	Narveson	Ellard	Bowman	Munson
at Indiana	Narveson	Ellard	Bowman	Munson
FIU*	Narveson	Ellard	Bowman	Munson
Troy	Narveson	Ellard	Bowman	Munson
at UTSA*	Narveson	Ellard	Bowman	Munson
at Middle Tennessee*	Narveson	Ellard	Bowman	Munson
UAB*	Narveson	Ellard	Bowman	Munson
North Texas*				
at Charlotte*				
Rice*				
at Auburn				
at Florida Atlantic*				

Big Plays OVERVIEW

TURNOVERS

Opponent	FUM	Forced by WKU			Pts. Off.	Def. TD	Pts. Off Margin	Forced by Opponent				
		INT	Total					FUM	INT	Total	Pts. Off.	Def. TD
Austin Peay	2	2	4	21	1	+14	0	1	1	7	0	
at Hawaii	1	5	6	28	1	+25	1	1	2	3	0	
at Indiana	1	0	1	0	0	-9	1	1	2	9	0	
FIU*	1	1	2	14	1	+14	0	1	1	0	0	
Troy	0	1	1	0	0	0	1	1	2	0	0	
at UTSA*	1	0	1	0	0	0	0	0	0	0	0	
at Middle Tennessee*	1	1	2	7	1	-7	1	1	2	14	0	
UAB*	3	1	4	14	0	+7	1	0	1	7	0	
North Texas*												
at Charlotte*												
Rice*												
at Auburn												
at Florida Atlantic*												
TOTALS	10	11	21	84	4	+44	5	6	11	41	0	

WKU BIG PLAYS

Opponent	Rushing				Passing				Special Teams		Defense (20+)	
	10-19	20-29	30-39	40+	20-29	30-39	40-49	50+	KR (30+)	PR (20+)	INT	FUM
Austin Peay	3	--	1	1	2	--	1	--	--	--	1	--
at Hawaii	3	--	--	--	3	--	1	--	--	--	3	--
at Indiana	2	1	1	1	5	--	1	--	--	--	--	--
FIU*	8	1	1	--	3	1	2	1	--	--	--	1
Troy	3	--	--	--	2	2	--	1	--	--	--	--
at UTSA*	2	--	1	--	2	2	--	--	1	--	--	--
at Middle Tennessee*	3	--	--	--	5	--	1	--	--	1	1	--
UAB*	4	3	1	1	2	--	--	--	--	1	--	--
North Texas*												
at Charlotte*												
Rice*												
at Auburn												
at Florida Atlantic*												
TOTALS	28	5	5	3	24	5	6	2	1	2	5	1

OPPONENT BIG PLAYS

Opponent	Rushing				Passing				Special Teams		Defense (20+)	
	10-19	20-29	30-39	40+	20-29	30-39	40-49	50+	KR (30+)	PR (20+)	INT	FUM
Austin Peay	2	2	--	--	1	1	1	--	--	1	--	--
at Hawaii	2	--	--	--	2	1	1	--	--	--	--	--
at Indiana	5	--	1	--	1	2	1	--	--	--	--	--
FIU*	2	--	--	--	--	--	--	--	--	--	--	--
Troy	1	1	--	--	3	1	--	--	--	--	--	1
at UTSA*	5	--	--	--	2	1	--	--	--	--	--	--
at Middle Tennessee*	3	--	--	--	1	1	--	--	--	--	--	--
UAB*	5	1	--	--	1	--	--	1	--	--	--	--
North Texas*												
at Charlotte*												
Rice*												
at Auburn												
at Florida Atlantic*												
TOTALS	25	4	1	--	11	7	3	1	--	1	--	1

Explosive PLAYS

Yards	Type	Player/s	Opp.	Qtr.
76	Pass	Austin Reed to Malachi Corley	FIU	1st
59	Rush	Kye Robichaux	Indiana	4th
55	Pass	Austin Reed to Michael Mathison	Troy	4th
50	Fumble	Aaron Key	FIU	4th
49	Pass	Austin Reed to Daewood Davis	FIU	2nd
48	Pass	Austin Reed to Daewood Davis	Austin Peay	4th
47	Pass	Austin Reed to Malachi Corley	MTSU	3rd
47	Pass	Austin Reed to Joshua Simon	Hawaii	2nd
44	Pass	Darius Ocean to Easton Messer	FIU	3rd
44	Pass	Austin Reed to Daewood Davis	Indiana	2nd
42	Int.	Darius Thomas	MTSU	4th
42	Int.	Kaleb Oliver	Hawaii	3rd
38	KOR	Michael Mathison	UTSA	3rd
38	Int.	Juwuan Jones	Hawaii	2nd
38	Pass	Austin Reed to Malachi Corley	UTSA	1st
37	Rush	Kye Robichaux	MTSU	3rd
36	Pass	Austin Reed to Daewood Davis	UTSA	3rd
36	Rush	Kye Robichaux	Indiana	4th
35	Rush	L.T. Sanders	FIU	4th
34	Pass	Austin Reed to Michael Mathison	Troy	2nd
34	Int.	Upton Stout	Austin Peay	2nd
33	Rush	Kye Robichaux	UTSA	4th
33	Pass	Austin Reed to Daewood Davis	Troy	1st
32	Rush	L.T. Sanders	UAB	4th
31	Pass	Austin Reed to Michael Mathison	FIU	3rd
30	Pass	Austin Reed to Jaylen Hall	Austin Peay	4th
29	Rush	Jaylen Hall	FIU	2nd
29	Rush	Jakairi Moses	Indiana	3rd
28	Pass	Austin Reed to Malachi Corley	FIU	1st
28	Pass	Austin Reed to Daewood Davis	Austin Peay	2nd
27	Pass	Austin Reed to Michael Mathison	Troy	4th
27	Pass	Austin Reed to Joshua Simon	FIU	2nd
26	PR	Jaylen Hall	UAB	4th
26	Pass	Austin Reed to Joey Beljan	MTSU	3rd
26	Pass	Austin Reed to Malachi Corley	Indiana	2nd
26	Pass	Austin Reed to Joey Beljan	Indiana	1st
26	Pass	Austin Reed to Jakairi Moses	Hawaii	1st
25	Pass	Austin Reed to Malachi Corley	UAB	4th
25	Pass	Austin Reed to Jaylen Hall	MTSU	2nd
25	Pass	Austin Reed to Malachi Corley	Austin Peay	4th
25	Pass	Darius Ocean to K.D. Hutchinson	FIU	4th
25	Pass	Austin Reed to Craig Burt Jr.	Hawaii	3rd
24	Pass	Austin Reed to Jaylen Hall	UTSA	2nd
24	Pass	Austin Reed to Craig Burt Jr.	Indiana	3rd
23	Pass	Austin Reed to Malachi Corley	UAB	2nd
23	Pass	Austin Reed to Malachi Corley	MTSU	1st
23	PR	Jaylen Hall	MTSU	1st
23	Pass	Austin Reed to Joshua Simon	Indiana	3rd
22	Rush	L.T. Sanders	UAB	2nd
21	Pass	Austin Reed to Daewood Davis	UAB	1st
21	Pass	Austin Reed to Malachi Corley	MTSU	2nd
21	Pass	Austin Reed to Jaylen Hall	Indiana	1st
21	Pass	Austin Reed to Daewood Davis	Hawaii	1st
20	Rush	Austin Reed	UAB	2nd
20	Pass	Austin Reed to Daewood Davis	Troy	2nd
20	Int.	Upton Stout	Hawaii	2nd

Bold indicates touchdown-scoring play

* indicates Conference USA opponent

BY TYPE (TD)

Passing	37 (8)
Kickoff Return (30+).....	1 (0)
Interception Return	5 (3)
Fumble Return.....	1 (1)
Rushing	10 (3)
Punt Return	2 (0)
TOTAL	56 (15)

BY OPPONENT

Austin Peay	5 (3)
at Hawaii.....	7 (2)
at Indiana.....	9 (2)
FIU*	10 (4)
Troy.....	5 (1)
at UTSA*.....	5 (1)
at Middle Tennessee*.....	8 (1)
UAB*	7 (1)
North Texas*	N/A
at Charlotte*.....	N/A
Rice*	N/A
at Auburn	N/A
at Florida Atlantic*.....	N/A

BY GAME TYPE

Conference USA.....	30 (7)
Non-Conference.....	26 (8)

BY QUARTER

1st.....	11 (2)
2nd.....	18 (6)
3rd.....	12 (1)
4th.....	15 (6)

PASSING

Austin Reed	35 (7)
Darius Ocean.....	2 (1)

RECEIVING

Daewood Davis	9 (2)
Malachi Corley.....	9 (2)
Michael Mathison.....	5 (1)
Jaylen Hall	4 (0)
Joshua Simon.....	3 (1)
Craig Burt Jr.	2 (0)
Joey Beljan	2 (1)
Eason Messer	1 (1)
K.D. Hutchinson	1 (0)
Jakairi Moses	1 (0)

RUSHING

Kai Robichaux	4 (1)
L.T. Sanders	3 (1)
Austin Reed	1 (1)
Jaylen Hall	1 (0)
Jakairi Moses.....	1 (0)

INTERCEPTION RETURN

Upton Stout.....	2 (1)
Juwuan Jones	1 (1)
Darius Thomas.....	1 (1)
Kaleb Oliver	1 (0)

FUMBLE RETURN

Aaron Key	1 (1)
-----------------	-------

KICKOFF RETURN (30+)

Michael Mathison.....	1 (0)
-----------------------	-------

PUNT RETURN

Jaylen Hall	2 (0)
-------------------	-------



Drive SUMMARIES

Austin Peay	Qtr.	Time	Plays	Yds.	Elapsed
Reed to Corley, 16-yard pass	1	10:39	7	51	1:59
Reed to Corley, 11-yard pass	2	13:16	8	75	3:19
Reed to Corley, 25-yard pass	4	12:56	7	71	2:20
Reed to Davis, 48-yard pass	4	11:34	3	51	0:31
Narveson, 23-yard field goal	4	3:18	11	70	4:51

at Hawaii	Qtr.	Time	Plays	Yds.	Elapsed
Reed to Smith, 5-yard pass	2	12:23	10	68	4:01
Reed to Simon, 47-yard pass	2	2:52	8	75	4:48
Reed to Hall, 17-yard pass	3	7:37	1	17	0:07
Robichaux, 7-yard rush	4	12:35	6	64	2:25
Reed, 2-yard rush	4	5:58	7	53	3:14
Ervin-Poindexter, 2-yard rush	4	5:20	2	9	0:31

at Indiana	Qtr.	Time	Plays	Yds.	Elapsed
Reed to Beljan, 26-yard pass	1	1:37	4	49	1:13
Reed to Davis 44-yard pass	2	11:02	3	65	0:42
Narveson, 34-yard field goal	2	0:47	10	46	3:36
Reed, 1-yard rush	3	7:37	9	72	4:36
Narveson, 20-yard field goal	4	11:33	8	73	3:18
Narveson, 24-yard field goal	4	3:14	7	69	3:14

FIU*	Qtr.	Time	Plays	Yds.	Elapsed
Reed to Corley, 76-yard pass	1	5:16	5	94	1:26
Reed to Beljan, 9-yard pass	1	0:00	7	84	3:14
Reed to Corley, 19-yard pass	2	10:36	7	66	2:26
Reed to Smith, 12-yard pass	2	8:23	4	42	1:49
Ervin-Poindexter, 19-yard rush	2	4:01	4	80	0:54
Reed to Davis, 4-yard pass	2	0:26	7	48	0:58
Ervin-Poindexter, 7-yard rush	3	12:30	6	75	2:30
Narveson, 30-yard field goal	3	6:22	9	41	4:57
Ocean to Messer, 44-yard pass	3	3:31	3	51	1:09
Sanders, 35-yard rush	4	1:20	7	82	2:44

Troy	Qtr.	Time	Plays	Yds.	Elapsed
Reed to Simon, 13-yard pass	1	12:58	6	75	2:02
Narveson, 43-yard field goal	2	2:57	14	57	3:44
Reed to Mathison, 34-yard pass	2	1:12	6	80	1:04
Narveson, 47-yard field goal	3	3:27	7	17	2:43
Reed to Davis, 9-yard pass	4	4:20	10	75	2:54

at UTSA*	Qtr.	Time	Plays	Yds.	Elapsed
Reed, 2-yard rush	1	8:30	9	80	2:57
Reed to Davis, 18-yard pass	2	8:45	10	89	3:39
Reed to Mathison, 18-yard pass	4	12:11	8	92	2:56
Robichaux, 33-yard rush	4	8:58	8	75	2:48

at Middle Tennessee*	Qtr.	Time	Plays	Yds.	Elapsed
Reed to Corley, 3-yard pass	2	14:56	6	62	1:25
Robichaux, 14-yard rush	2	2:39	10	84	3:11
Reed, 1-yard rush	3	12:15	7	73	2:40
Reed to Simon, 1-yard pass	3	2:04	5	53	2:00

UAB*	Qtr.	Time	Plays	Yds.	Elapsed
Reed, 20-yard rush	2	14:05	4	47	2:02
Narveson, 47-yard field goal	2	1:41	9	35	3:06
Narveson, 44-yard field goal	3	5:03	13	53	6:38
Reed, 1-yard rush	3	2:51	2	6	0:45

North Texas*	Qtr.	Time	Plays	Yds.	Elapsed

at Charlotte*	Qtr.	Time	Plays	Yds.	Elapsed

Rice*	Qtr.	Time	Plays	Yds.	Elapsed

at Auburn*	Qtr.	Time	Plays	Yds.	Elapsed

at Florida Atlantic*	Qtr.	Time	Plays	Yds.	Elapsed

WKU ALL SCORING DRIVES

Opponent	No.	Plays	Yards	Time
Austin Peay	5	7.2	63.6	2:36
at Hawaii	6	5.6	47.6	2:31
at Indiana	6	6.8	62.3	2:47
FIU*	10	5.9	66.3	2:12
Troy	5	8.6	60.8	2:29
at UTSA*	4	8.8	84.0	3:05
at Middle Tennessee*	4	7.0	68.0	2:19
UAB*	4	7.0	35.3	3:07
North Texas*				
at Charlotte*				
Rice*				
at Auburn				
at Florida Atlantic*				
TOTAL AVERAGES	40	7.1	64.7	2:38

WKU TOUCHDOWN DRIVES

Opponent	No.	Plays	Yards	Time
Austin Peay	4	6.3	62	2:02
at Hawaii	6	5.6	47.6	2:31
at Indiana	3	5.3	62	2:10
FIU*	9	5.6	69.1	1:54
Troy	3	7.3	76.6	2:00
at UTSA*	4	8.8	84.0	3:05
at Middle Tennessee*	4	7.0	68.0	2:19
UAB*	2	3.0	26.5	1:23
North Texas*				
at Charlotte*				
Rice*				
at Auburn				
at Florida Atlantic*				
AVERAGES	35	6.1	61.9	2:10

GAME-OPENING DRIVES

	-----WKU-----				-----OPP-----			
	Plays	Yds.	TOP	Result	Plays	Yds.	TOP	Result
Austin Peay	5	19	1:36	Punt	3	-3	0:46	Int.
at Hawaii	7	41	3:32	Downs	3	8	1:10	Punt
at Indiana	6	9	3:08	Punt	10	49	3:16	FG
FIU*	3	9	1:49	Punt	4	4	1:37	Punt
Troy	6	75	2:02	TD	13	58	4:47	FG
at UTSA*	9	80	2:57	TD	10	65	3:28	TD
at Middle Tenn.*	1	-3	0:06	Fumble	5	12	1:35	Punt
UAB*	3	0	2:01	Punt	3	64	2:24	TD
North Texas*								
at Charlotte*								
Rice*								
at Auburn								
at FAU*								

SECOND HALF-OPENING DRIVES

	-----WKU-----				-----OPP-----			
	Plays	Yds.	TOP	Result	Plays	Yds.	TOP	Result
Austin Peay	3	3	1:05	Punt	3	8	1:47	Punt
at Hawaii	3	3	1:26	Punt	8	32	3:10	Punt
at Indiana	9	72	4:36	TD	11	62	2:43	FG
FIU*	6	75	2:30	TD	3	-9	1:11	Punt
Troy	7	27	2:12	Punt	9	75	3:20	TD
at UTSA*	3	1	0:37	Punt	7	62	2:38	TD
at Middle Tenn.*	7	73	2:40	TD	10	53	3:39	Fumble
UAB*	13	53	6:38	FG	6	17	3:19	Punt
North Texas*								
at Charlotte*								
Rice*								
at Auburn								
at FAU*								

vs. Austin Peay GAME 1 RECAP



Austin Peay	10	7	3	7	--	27
WKU	7	14	0	17	--	38

August 27, 2022 • Houchens-Smith Stadium • Bowling Green, Ky. • 13,688

GAME BREAKDOWN

	APSU	WKU
FIRST DOWNS	19	19
Rushing	12	6
Passing	4	11
Penalty	3	2
NET YARDS RUSHING	171	108
Rushing Attempts	48	32
Average Per Rush	3.6	3.4
Rushing Touchdowns	1	0
Yards Gained Rushing	203	121
Yards Lost Rushing	32	13
NET YARDS PASSING	156	280
Completions-Attempts-Int	15-21-2	20-34-1
Average Per Attempt	7.4	8.2
Average Per Completion	10.4	14.0
Passing Touchdowns	2	4
TOTAL OFFENSE YARDS	327	388
Total offense plays	69	66
Average Gain Per Play	4.7	5.9
Fumbles: Number-Lost	3-2	0-0
Penalties: Number-Yards	8-60	8-86
PUNTS-YARDS	5-209	6-274
Average Yards Per Punt	41.8	45.7
Inside 20	1	3
50+ Yards	0	2
Touchbacks	0	0
Fair catch	1	2
KICKOFFS-YARDS	6-390	7-434
Average Yards Per Kickoff	65.0	62.0
Touchbacks	0	2
Punt returns: Number-Yards-TD	2-32-0	3-31-0
Average Per Return	16.0	10.3
Kickoff returns: Number-Yds-TD	2-40-0	0-0-0
Average Per Return	20.0	0.0
Interceptions: Number-Yds-TD	1-0-0	2-34-1
Fumble Returns: Number-Yds-TD	0-0-0	0-0-0
Possession Time	32:39	27:21
Third-Down Conversions	7 of 18	5 of 14
Fourth-Down Conversions	2 of 2	1 of 1
Red-Zone Scores-Chances	2-2	3-4
Sacks By: Number-Yards	0-0	5-25
PAT Kicks	3-3	5-5
Field Goals	2-2	1-1

GAME NOTES

- WKU's team captains for the game were defensive end Juwuan Jones, tight end Joey Beljan and defensive back Davion Williams
- Austin Peay won the coin toss and elected to defer its choice to the second half
- There was an attendance of 13,688 in Houchens-Smith Stadium for the first game of the 2022 season.
- The game lasted 3:50 with a kickoff time of 11:04 a.m. CT.
- WKU improved to 36-6-1 all time against Austin Peay. The Hilltoppers have now won six-straight contests over the Governors.
- WKU improved to 62-36-6 all time in season openers. It is the second-consecutive season-opening victory for the Tops.
- WKU wore black helmets for the first time in school history Saturday.
- A.J. Brathwaite intercepted an Austin Peay pass on the first drive of the game for his second-career interception
- Quarterback Austin Reed and wide receiver Malachi Corley connected on a 16-yard pass for the first WKU touchdown of the season. The score was Reed's first as a Hilltopper.
- By catching a second touchdown in the first half, Malachi Corley secured the first multi-touchdown game of his career. He went on to add a third in the fourth quarter to complete his first hat trick.
- Corley's three-touchdown game was the second in a row by a WKU wide receiver. Jerreth Sterns, now with the Tampa Bay Buccaneers, caught three scores in WKU's Boca Raton Bowl victory to cap the 2021 season.
- Upton Stout's 34-yard interception return for a touchdown was his first at WKU and the first by a Hilltopper since Davion Williams returned one 45 yards against Marshall in 2021.
- Jaques Evans finished the game with a career high 13 tackles. His previous career best was six.
- Sixth-year senior Juwuan Jones tied a career high with 10 tackles. It was his first double-digit tackle game since recording 10 against Marshall in 2019.

SCORING SUMMARY

Team	Qtr	Time	Scoring Play	PI-Yd	TOP	Score
WKU	1	10:39	Corley, 16-yard pass from Reed (Narveson kick)	7-51	1:59	7-0
APSU	1	5:58	Trujillo, 41-yard field goal	12-51	4:41	7-3
APSU	1	1:35	McCray, 44-yard pass from DiLiello (Trujillo kick)	7-83	3:00	10-3
WKU	2	13:16	Corley, 11-yard pass from Reed (Narveson kick)	8-75	3:19	14-10
WKU	2	4:27	Stout, 34-yard int. return (Narveson kick)	--	--	21-10
APSU	2	0:18	DiLiello, 1-yard rush (Trujillo kick)	11-60	4:04	21-17
APSU	3	8:12	Trujillo, 49-yard field goal	7-9	3:56	21-20
WKU	4	12:56	Corley, 25-yard pass from Reed (Narveson kick)	7-71	2:20	28-20
WKU	4	11:34	Davis, 48-yard pass from Reed (Narveson kick)	3-51	0:31	35-20
APSU	4	8:09	McCray, 24-yard pass from DiLiello (Trujillo kick)	3-85	0:56	35-27
WKU	4	3:18	Narveson, 23-yard field goal	11-70	4:51	38-27

STATISTICS LEADERS

WKU

PASSING	C-A-I	Yds	TD	Long	Sack
Reed	19-33-1	276	4	48	0
TOTALS	19-33-1	276	4	48	0

RUSHING	Att.	Yds	TD	Long	Avg.
Ervin-Poindexter	15	49	0	9	3.3
Moses	8	22	0	11	2.8
Robichaux	5	18	0	10	3.6
Davis	1	15	0	15	15
Reed	2	6	0	6	3.0
Team	1	-2	0		-2.0
TOTALS	32	107	0	15	3.3

RECEIVING	No.	Yds	TD	Long
Davis	6	124	1	48
Corley	5	61	3	25
Hall	1	30	0	30
Mathison	4	21	0	8
Ervin-Poindexter	1	19	0	19
Burt	1	18	0	18
Robichaux	1	3	0	3
TOTALS	19	276	4	48

Austin Peay

PASSING	C-A-I	Yds	TD	Long	Sack
DiLiello	14-20-2	123	2	44	5
Goodman	1-1-0	39	0	39	0
TOTALS	15-21-2	162	2	44	5

RUSHING	Att.	Yds	TD	Long	Avg.
Samuel	20	77	0	24	3.9
Evans	10	40	0	16	4.0
DiLiello	17	24	1	20	1.4
McCray	1	17	0	17	17.0
Burns	1	-1	0	0	-1.0
TOTALS	49	157	1	24	3.2

RECEIVING	No.	Yds	TD	Long
McCray	7	90	2	44
Burns	4	54	0	39
Goodman	2	11	0	8
Samuel	2	7	0	4
TOTALS	15	162	2	44



at Hawaii GAME 2 RECAP



WKU	0	21	7	21	--	49
Hawaii	3	7	0	7	--	17

September 3, 2022 • Clarence T.C. Ching Complex • Honolulu, Hawaii • 9,346

GAME BREAKDOWN

	WKU	Hawaii
FIRST DOWNS	24	20
Rushing	7	8
Passing	13	12
Penalty	4	0
NET YARDS RUSHING	141	94
Rushing Attempts	29	35
Average Per Rush	4.9	2.7
Rushing Touchdowns	3	2
Yards Gained Rushing	143	118
Yards Lost Rushing	2	24
NET YARDS PASSING	271	266
Completions-Attempts-Int	22-31-1	26-44-5
Average Per Attempt	8.7	6.0
Average Per Completion	12.3	10.2
Passing Touchdowns	3	0
TOTAL OFFENSE YARDS	412	360
Total offense plays	60	79
Average Gain Per Play	6.9	4.6
Fumbles: Number-Lost	1-1	1-1
Penalties: Number-Yards	7-72	12-109
PUNTS-YARDS	3-125	4-175
Average Yards Per Punt	41.7	43.8
Inside 20	0	2
50+ Yards	0	1
Touchbacks	0	1
Fair catch	0	1
KICKOFFS-YARDS	8-491	4-251
Average Yards Per Kickoff	61.4	62.8
Touchbacks	3	3
Punt returns: Number-Yards-TD	1--12-0	1-0-0
Average Per Return	-12.0	0.0
Kickoff returns: Number-Yds-TD	1-23-0	5-90-0
Average Per Return	23.0	18.0
Interceptions: Number-Yds-TD	5-100-0	1-0-0
Fumble Returns: Number-Yds-TD	1-5-0	0-0-0
Average Per Return	23.0	18.0
Possession Time	25:45	34:15
Third-Down Conversions	1 of 7	4 of 16
Fourth-Down Conversions	1 of 2	1 of 4
Red-Zone Scores-Chances	5-6	3-4
Sacks By: Number-Yards	2-11	0-0
PAT Kicks	7-7	2-2
Field Goals	0-1	1-1

GAME NOTES

- WKU's team captains for the game were offensive lineman Gunner Britton, defensive back Kaleb Oliver and defensive back Tre Shaw
- Hawaii won the toss and elected to receive, giving the Tops the ball to start the second half
- There was an attendance of 9,346 at the Clarence T.C. Ching Complex. The game was played at a temporary stadium as Hawaii's new home venue is built
- The game lasted 3:31 with a kickoff time of 6:07 p.m. HT
- The meeting between WKU and Hawaii was the first ever between the two schools. WKU now owns a series lead of 1-0 over the Rainbow Warriors
- Saturday's matchup against Hawaii was also the first time WKU ever squared off against an opponent from the Mountain West Conference. The Hilltoppers are now 1-0 in games played versus MWC opponents
- After debuting a new black helmet in the season opening win versus Austin Peay, WKU switched up its uniform combo on the islands and wore all white. The Tops improved to 15-11 when wearing white jerseys and pants
- Defensive back Upton Stout recorded an interception for the second-straight game. He has two picks in two games played at WKU
- Sixth-year senior Juwuan Jones scored the first defensive touchdown of his career with a pick six in the second quarter
- WKU's defense finished the game with six forced turnovers, led by two interceptions by Kaleb Oliver. The defense has now forced 10 turnovers through two games
- After only scoring passing touchdowns on offense in the season opener, WKU scored three rushing touchdowns against Hawaii. Kye Robichaux earned the first of the year and was followed by Austin Reed and Davion Ervin-Poindexter
- Tight end Joshua Simon recorded his first catch of the season against Hawaii, which resulted in a 47-yard touchdown
- All seven of WKU's touchdowns were the first touchdown of the season for the scoring player. Austin Reed threw passing touchdowns versus Austin Peay, but recorded his first rushing touchdown at Hawaii

SCORING SUMMARY

Team	Qtr	Time	Scoring Play	PI-Yd	TOP	Score
Hawaii	1	11:46	Shipley, 40-yard field goal	4--20	2:04	3-0
WKU	2	13:23	Smith, 5-yard pass from Reed (Narveson kick)	10-68	4:01	7-3
WKU	2	11:36	J. Jones, 38-yard interception return (Narveson kick)	--	--	14-3
Hawaii	2	7:40	Parson, 9-yard rush (Shipley kick)	9-75	3:56	14-10
WKU	2	2:52	Simon, 47-yard pass from Reed (Narveson kick)	8-75	4:48	21-10
WKU	3	7:37	Hall, 17-yard pass from Reed (Narveson kick)	1-17	0:07	28-10
WKU	4	12:35	Robichaux, 7-yard rush (Narveson kick)	6-64	2:25	35-10
Hawaii	4	9:18	Bryant-Lelei, 1-yard rush (Shipley kick)	8-58	3:10	35-17
WKU	4	5:58	Reed, 2-yard rush (Narveson kick)	7-53	3:14	42-17
WKU	4	5:20	Ervin-Poindexter, 2-yard rush (Narveson kick)	2-9	0:31	49-17

STATISTICS LEADERS

WKU

PASSING	C-A-I	Yds	TD	Long	Sack
Reed	22-31-1	271	3	47	0
TOTALS	22-31-1	271	3	47	0

RUSHING	Att.	Yds	TD	Long	Avg.
Robichaux	7	49	1	13	7.0
Reed	9	43	1	12	4.8
Ervin-Poindexter	9	42	1	13	4.7
Mathison	1	6	0	6	6.0
Moses	2	1	0	3	0.5
Sanders	1	0	0	0	0.0
TOTALS	29	141	3	13	4.9

RECEIVING	No.	Yds	TD	Long
Davis	5	78	0	23
Simon	1	47	1	47
Smith	3	36	1	19
Hall	2	25	1	17
Burt Jr.	1	25	0	25
Moses	4	22	0	26
Beljan	1	19	0	19
Corley	4	12	0	7
Mathison	1	7	0	7
TOTALS	22	271	3	47

Hawaii

PASSING	C-A-I	Yds	TD	Long	Sack
Scager	22-33-4	230	0	31	0
Yellen	4-11-1	36	0	22	2
TOTALS	26-44-5	266	0	31	2

RUSHING	Att.	Yds	TD	Long	Avg.
Bryant-Lelei	13	64	1	13	4.9
Parson	15	29	1	9	1.9
Schager	1	17	0	17	17.0
Cooper	2	2	0	2	1.0
TEAM	1	-1	0	0	-1.0
Scott	1	-6	0	0	-6.0
Yellen	2	-11	0	0	-5.5
TOTALS	35	94	2	17	2.7

RECEIVING	No.	Yds	TD	Long
Walthall	3	53	0	31
Panoke	2	32	0	24
Phillips	3	30	0	22
Parson	4	27	0	11
Johnson	2	26	0	14
Phillips	3	22	0	9
Murray	3	22	0	12
Scott	3	18	0	18
Hines	1	16	0	16
Mokiao-Atimalala	1	13	0	13
Bryant-Lelei	1	7	0	7
TOTALS	26	266	0	31

at Indiana GAME 3 RECAP



WKU	7	10	7	6	0	30
Indiana	3	7	3	17	3	33
September 17, 2022 • Memorial Stadium • Bloomington, Ind. • 48,952						

GAME BREAKDOWN

	WKU	Indiana
FIRST DOWNS	25	28
Rushing	9	9
Passing	13	15
Penalty	3	4
NET YARDS RUSHING	216	120
Rushing Attempts	36	35
Average Per Rush	6.0	3.4
Rushing Touchdowns	1	1
Yards Gained Rushing	238	150
Yards Lost Rushing	22	30
NET YARDS PASSING	329	364
Completions-Attempts-Int	33-45-1	33-55-0
Average Per Attempt	7.3	6.6
Average Per Completion	10.0	11.0
Passing Touchdowns	2	2
TOTAL OFFENSE YARDS	545	484
Total offense plays	81	90
Average Gain Per Play	6.7	5.4
Fumbles: Number-Lost	2-1	1-1
Penalties: Number-Yards	8-83	6-65
PUNTS-YARDS	3-134	4-176
Average Yards Per Punt	44.7	44
Inside 20	1	2
50+ Yards	1	1
Touchbacks	0	0
Fair catch	1	0
KICKOFFS-YARDS	7-441	7-446
Average Yards Per Kickoff	63.0	63.7
Touchbacks	4	3
Punt returns: Number-Yards-TD	2-10-0	1-4-0
Average Per Return	5.0	4.0
Kickoff returns: Number-Yds-TD	1-26-0	3-47-0
Average Per Return	26.0	15.7
Interceptions: Number-Yds-TD	0-0-0	1-10-0
Fumble Returns: Number-Yds-TD	0-0-0	0-0-0
Possession Time	32:21	27:39
Third-Down Conversions	5 of 14	6 of 17
Fourth-Down Conversions	0 of 1	1 of 3
Red-Zone Scores-Chances	4-5	6-7
Sacks By: Number-Yards	3-15	2-15
PAT Kicks	3-3	1-1
Field Goals	3-5	4-4

GAME NOTES

- WKU's team captains for the game were defensive lineman Darius Shipp, wide receiver Daewood Davis and wide receiver Michael Mathison.
- Indiana won the coin toss and deferred its choice to the second half.
- There was a reported attendance of 48,925 at Memorial Stadium which marks the largest crowd WKU has played in front of this season.
- The game lasted 3:55 with a kickoff time of 12:01 p.m. ET.
- WKU fell to 0-5 all time against Indiana with the loss. It was the third-straight game in the series decided by three points or less.
- WKU fell to 10-9 since 2009 when coming off a bye week. The Hilltoppers loss to the Hoosiers in 2021 was also after an open week.
- With the setback, the Hilltoppers remain winless all time against current members of the Big Ten Conference.
- The Tops played their first overtime game under head coach Tyson Helton, falling to 0-1 in such contests.
- For the first time since Tyson Helton's debut in 2019, WKU lost a game in which it held the lead at halftime.
- Saturday was WKU's second time wearing its new black helmets, giving the Tops a 1-1 record in the dark domes.
- Quarterback Austin Reed set a new WKU career high in passing yards with a total of 329 yards.
- In addition to two passing touchdowns, Reed recorded a rushing touchdown for the second consecutive game.
- Kye Robichaux led the Hilltoppers with 135 rushing yards Saturday, setting a new career high. His previous best was in WKU's 2021 Boca Raton Bowl victory when he put up 67 yards against App State.
- The WKU defense recorded its 11th takeaway of the season when B.J. Wagner recovered an Indiana fumble in the second quarter. It is Wagner's second-consecutive game with a takeaway after he intercepted a pass in the Hilltoppers' 49-17 win over Hawaii.

SCORING SUMMARY

Team	Qtr	Time	Scoring Play	PI-Yd	TOP	Score
Indiana	1	8:36	Campbell, 34-yard field goal	10-49	3:16	3-0
WKU	1	1:37	Beljan, 26-yard pass from Reed (Narveson kick)	4-49	1:13	7-3
Indiana	2	11:44	Coby, 5-yard pass from Bazlak (Campbell kick)	6-41	2:22	10-7
WKU	2	11:02	Davis, 44-yard pass from Reed (Narveson kick)	3-65	0:42	14-10
WKU	2	0:47	Narveson, 34-yard field goal	10-46	3:36	17-10
Indiana	3	12:17	Campbell, 32-yard field goal	11-62	2:43	17-13
WKU	3	7:37	Reed, 1-yard rush (Narveson kick)	9-72	4:36	24-13
Indiana	4	14:51	Henderson, 19-yard rush (PAT failed)	9-90	2:56	24-19
Indiana	4	11:33	Narveson, 20-yard field goal	8-73	3:18	27-19
Indiana	4	7:00	Campbell, 32-yard field goal	4-2	1:33	27-22
WKU	4	3:46	Narveson, 24-yard field goal	7-69	3:14	30-22
Indiana	4	0:47	Camper, 4-yard pass from Bazlak (2-point conversion)	9-75	2:59	30-30
Indiana	OT	--	Campbell, 51-yard field goal	4-8	0:00	33-30

STATISTICS LEADERS

WKU

PASSING	C-A-I	Yds	TD	Long	Sack
Reed	33-43-1	329	2	44	2
TOTALS	33-45-1	329	2	44	2

RUSHING	Att.	Yds	TD	Long	Avg.
Robichaux	14	135	0	59	9.6
Moses	4	45	0	29	11.3
Reed	10	18	1	19	1.8
Ervin-Poindexter	6	12	0	4	2.0
Corley	1	8	0	8	8.0
TOTALS	36	216	1	59	6.0

RECEIVING	No.	Yds	TD	Long
Davis	5	77	1	44
Corley	8	77	0	26
Hall	6	60	0	21
Mathison	6	36	0	18
Burt Jr.	2	27	0	24
Beljan	1	26	1	26
Simon	2	17	0	23
Smith	1	13	0	13
Robichaux	1	1	0	1
Ervin-Poindexter	1	-5	0	0
TOTALS	33	329	2	44

Indiana

PASSING	C-A-I	Yds	TD	Long	Sack
Bazalak	33-55-0	364	2	48	3
TOTALS	33-55-0	364	2	48	3

RUSHING	Att.	Yds	TD	Long	Avg.
Henderson	11	65	1	19	5.9
Shivers	15	58	0	32	3.9
Matthews Jr.	1	0	0	0	0
Bazalak	8	-3	0	10	-0.4
TOTALS	35	120	1	32	3.4

RECEIVING	No.	Yds	TD	Long
Camper	8	93	1	26
McCulley	2	53	0	48
Simmons	4	51	0	30
Matthews Jr.	5	41	0	13
Henderson	1	32	0	32
Shivers	4	31	0	15
Swinton	3	28	0	11
Steinfeldt	1	14	0	14
Lucas	1	7	0	7
Coby	1	5	1	5
Bomba	1	5	0	5
Barner	2	4	0	3
TOTALS	33	364	2	48



vs FIU GAME 4 RECAP



FIU	0	0	0	0	--	0
WKU	14	28	17	14	--	73

September 24, 2022 • Houchens-Smith Stadium • Bowling Green, Ky. • 15,127

GAME BREAKDOWN

	FIU	WKU
FIRST DOWNS	10	32
Rushing	3	10
Passing	6	20
Penalty	1	2
NET YARDS RUSHING	61	210
Rushing Attempts	33	27
Average Per Rush	1.8	7.8
Rushing Touchdowns	0	3
Yards Gained Rushing	80	227
Yards Lost Rushing	19	17
NET YARDS PASSING	124	478
Completions-Attempts-Int	19-35-1	37-45-1
Average Per Attempt	3.5	10.6
Average Per Completion	6.5	12.9
Passing Touchdowns	0	6
TOTAL OFFENSE YARDS	185	688
Total offense plays	68	72
Average Gain Per Play	2.7	9.6
Fumbles: Number-Lost	2-1	0-0
Penalties: Number-Yards	7-74	4-25
PUNTS-YARDS	10-444	2-77
Average Yards Per Punt	44.4	38.5
Inside 20	4	0
50+ Yards	4	0
Touchbacks	1	0
Fair catch	5	1
KICKOFFS-YARDS	1-65	12-720
Average Yards Per Kickoff	65.0	60.0
Touchbacks	1	6
Punt returns: Number-Yards-TD	1--12-0	1-0-0
Average Per Return	-12.0	0.0
Kickoff returns: Number-Yds-TD	0-0-0	0-0-0
Average Per Return	0	0
Interceptions: Number-Yds-TD	1-0-0	1-0-0
Fumble Returns: Number-Yds-TD	0-0-0	1-50-1
Possession Time	30:32	29:28
Third-Down Conversions	2 of 16	4 of 8
Fourth-Down Conversions	2 of 4	0 of 1
Red-Zone Scores-Chances	0-0	7-8
Sacks By: Number-Yards	1-2	0-0
PAT Kicks	0-0	10-10
Field Goals	0-0	1-1

GAME NOTES

- WKU's team captains for the game were defensive lineman Brodrick Martin, running back Kye Robichaux and punter Tom Ellard.
- FIU won the coin toss and elected to receive. Western Kentucky kicked to open the game and received to start the second half.
- There was a reported attendance of 15,127 at Houchens-Smith Stadium Saturday afternoon, beating WKU's season-opening attendance of 13,688.
- The game lasted 3:54 with a kickoff time of 2:33 p.m. ET.
- WKU won its fourth-consecutive game against FIU, and now owns a 10-6 lead over the Panthers in the all-time series.
- WKU improved to 5-4 all time in Conference USA openers with the victory. The Tops have now won three of their last four league openers.
- The 73-0 victory marked WKU's first shutout since 2011. In that game, the Hilltoppers defeated Florida Atlantic by a score of 20-0.
- WKU's 73 points scored are the second-most in school history, behind only the 2007 team's 87 scored versus West Virginia Tech.
- The 73 points are the most WKU has scored during its FBS era. It was also WKU's best-ever output against an FBS opponent.
- The Hilltoppers set the third-highest mark for points in a single game in Conference USA history. Multiple teams have scored 77 points, and Louisiana Tech scored 76 points in a win over Rice in 2014.
- After scoring three touchdowns in WKU's home opener, Malachi Corley scored two touchdowns Saturday, giving him five touchdowns in two home games for the season.
- Reed and Corey's touchdown connection was WKU's longest play from scrimmage this season. It also marked the most explosive scoring play of the year. WKU's previous long was Kye Robichaux's 59-yard rush at Indiana. The previous long for a scoring play was Reed's 48-yard connection with Daewood Davis in the season opener against Austin Peay.
- Quarterback Austin Reed set WKU career highs with 381 passing yards and five passing touchdowns Saturday afternoon.

SCORING SUMMARY

Team	Qtr	Time	Scoring Play	PI-Yd	TOP	Score
WKU	1	5:16	Corley, 76-yard pass from Reed (Narveson kick)	5-94	1:26	7-0
WKU	1	0:00	Beljan, 9-yard pass from Reed (Narveson kick)	7-84	3:14	14-0
WKU	1	10:36	Corley, 19-yard pass from Reed (Narveson kick)	7-66	2:26	21-0
WKU	2	8:23	Smith, 12-yard pass from Reed (Narveson kick)	4-42	1:49	28-0
WKU	2	4:01	Ervin-Poindexter, 19-yard rush (Narveson kick)	4-80	0:54	35-0
WKU	2	0:26	Davis, 4-yard pass from Reed (Narveson kick)	7-48	0:58	42-0
WKU	3	12:30	Ervin-Poindexter, 7-yard rush (Narveson kick)	6-75	2:30	49-0
WKU	3	6:22	Narveson, 30-yard field goal	9-41	4:57	52-0
WKU	3	3:31	Messer, 44-yard pass from Ocean	3-51	1:09	59-0
WKU	4	13:03	Key, 50-yard fumble recovery (Narveson kick)	--	--	66-0
WKU	4	1:20	Sanders, 35-yard rush (Narveson kick)	7-82	2:44	73-0

STATISTICS LEADERS

WKU

PASSING	C-A-I	Yds	TD	Long	Sack
Reed	30-35-0	381	5	76	0
Ocean	3-6-1	72	1	44	1
Veltkamp	4-4-0	25	0	9	0
TOTALS	37-45-1	478	6	76	1

RUSHING	Att.	Yds	TD	Long	Avg.
Sanders	4	73	1	35	18.3
Robichaux	10	63	0	19	6.3
Hall	1	29	0	29	29.0
Ervin-Poindexter	4	29	2	19	7.3
Moses	3	20	0	13	6.7
Ocean	5	-4	0	8	-0.8
TOTALS	27	210	3	35	7.8

RECEIVING	No.	Yds	TD	Long
Corley	3	123	2	76
Davis	6	75	1	49
Simon	3	55	0	27
Mathison	7	48	0	31
Hutchinson	5	48	0	25
Messer	1	44	1	44
Smith	2	20	1	12
Hall	3	18	0	11
Robichaux	3	15	0	6
Alleyne	2	13	0	8
Ervin-Poindexter	1	10	0	10
Beljan	1	0	1	9
TOTALS	37	478	6	76


FIU

PASSING	C-A-I	Yds	TD	Long	Sack
James	13-22-0	85	0	14	0
Carlson	6-13-1	39	0	17	0
TOTALS	19-35-1	124	0	17	0

RUSHING	Att.	Yds	TD	Long	Avg.
Joshep	14	31	0	10	2.2
Wilson	6	18	0	9	3.0
James	4	12	0	10	3.0
Owens	6	1	0	2	0.2
Carlson	3	-1	0	7	-0.3
TOTALS	33	80	0	10	1.8

RECEIVING	No.	Yds	TD	Long
Jefferson	4	27	0	10
Miamen	2	19	0	14
Chambers	1	17	0	17
Fournet	2	16	0	12
Patterson	2	15	0	12
Wilson	1	8	0	8
Courtney	1	7	0	7
Owens	1	6	0	6
Bracey	2	5	0	4
Joseph	2	4	0	2
TOTALS	19	124	0	17

vs Troy GAME 5 RECAP



Troy	10	3	7	14	34
WKU	7	10	3	7	27

October 1, 2022 • Houchens-Smith Stadium • Bowling Green, Ky. • 20,168

GAME BREAKDOWN

	Troy	WKU
FIRST DOWNS	25	29
Rushing	9	8
Passing	15	18
Penalty	1	3
NET YARDS RUSHING	135	64
Rushing Attempts	39	29
Average Per Rush	3.5	2.2
Rushing Touchdowns	1	0
Yards Gained Rushing	156	100
Yards Lost Rushing	21	36
NET YARDS PASSING	280	406
Completions-Attempts-Int	23-37-1	39-56-1
Average Per Attempt	7.6	7.3
Average Per Completion	12.2	10.4
Passing Touchdowns	3	3
TOTAL OFFENSE YARDS	415	470
Total offense plays	76	85
Average Gain Per Play	5.5	5.5
Fumbles: Number-Lost	0-0	2-1
Penalties: Number-Yards	7-70	9-85
PUNTS-YARDS	4-174	2-97
Average Yards Per Punt	43.5	48.5
Inside 20	2	2
50+ Yards	0	0
Touchbacks	0	0
Fair catch	3	0
KICKOFFS-YARDS	6-331	6-350
Average Yards Per Kickoff	55.2	58.3
Touchbacks	4	3
Punt returns: Number-Yards-TD	0-0-0	0-0-0
Average Per Return	0.0	0.0
Kickoff returns: Number-Yds-TD	2-47-0	1-14-0
Average Per Return	23.5	14.0
Interceptions: Number-Yds-TD	1-21-0	1-0-0
Fumble Returns: Number-Yds-TD	0-0-0	0-0-0
Possession Time	30:12	29:48
Third-Down Conversions	5 of 14	8 of 16
Fourth-Down Conversions	2 of 3	2 of 4
Red-Zone Scores-Chances	5-5	3-3
Sacks By: Number-Yards	5-26	4-15
PAT Kicks	4-4	3-3
Field Goals	2-2	2-2

GAME NOTES

- WKU's team captains for the game were linebacker Will Ignont, offensive lineman Rusty Staats and wide receiver Dalvin Smith.
- WKU won the coin toss and elected to receive the ball to start the game.
- There was a reported attendance of 20,168 inside Houchens-Smith stadium Saturday night, making it the largest crowd of the season for the Hilltoppers at home.
- The game lasted 3:55 with a kickoff time of 6:02.
- The Hilltoppers sported a white-out look at home for the first time since the 2021 season opener. It was the second time WKU has worn its all-white uniform this season after wearing it in the team's win over Hawaii. WKU is now 16-12 all time in that specific white uniform combination.
- WKU fell to Troy for the second-straight game in the series. The Trojans now own a 10-2-1 series lead.
- By only scoring 27 points, WKU saw its streak of 18-consecutive games scoring 30 points or more snapped.
- Quarterback Austin Reed threw for a season-high 403 yards while completing 39-of-56 passing attempts.
- Michael Mathison had a career day for the Hilltoppers, scoring the first touchdown of his WKU career while racking up 160 yards receiving.
- Daewood Davis joined Mathison with over 100 yards on the game, totaling 122 while also scoring a touchdown. It was the first time the Hilltoppers sported two 100-yard receivers in the same game since Jerreth Sterns and Mitchell Tinsley both hit the century mark in WKU's Boca Raton Bowl victory over App State in 2021.
- Mathison and Davis combined for 21 receptions on the night, totaling over half of the team's receptions.
- Joshua Simon's touchdown catch in the first quarter moved him into lone possession of third place in tight end touchdown receptions all time at WKU.
- WKU's first drive of the game went for a touchdown in 2:02 on six plays and 75 yards. It was the first time WKU scored on its opening drive this season.
- Kahlef Hailassie and Derrick Smith combined to lead the Hilltoppers in tackles with seven apiece.

SCORING SUMMARY

Team	Qtr	Time	Scoring Play	PI-Yd	TOP	Score
WKU	1	12:58	Simon, 13-yard pass from Reed (Narveson kick)	6-75	2:02	7-0
Troy	1	8:04	Bruce, 35-yard field goal	13-58	4:47	7-3
Troy	1	0:55	Billingsly, 21-yard rush (Bruce kick)	7-93	3:44	10-7
WKU	2	2:57	Narveson, 43-yard field goal	14-57	5:49	10-10
WKU	2	1:12	Mathison, 34-yard pass from Reed (Narveson kick)	6-80	1:04	17-10
Troy	2	0:00	Bruce, 33-yard field goal	7-53	1:06	17-13
Troy	3	11:40	Watson, 7-yard pass from Johnson (Bruce kick)	9-75	3:20	20-17
WKU	3	3:27	Narveson, 47-yard field goal	7-17	2:43	20-20
Troy	4	14:54	Barber, 16-yard pass from Doege (Bruce kick)	27-20	3:33	27-20
Troy	4	7:14	Johnson, 10-yard pass from Doege (Bruce kick)	34-20	3:42	34-20
WKU	4	4:20	Davis, 9-yard pass from Reed (Narveson kick)	34-27	2:54	34-27

STATISTICS LEADERS

WKU

PASSING	C-A-I	Yds	TD	Long	Sack
Reed	39-56-1	406	3	55	5
TOTALS	39-56-1	406	3	55	5

RUSHING	Att.	Yds	TD	Long	Avg.
Robichaux	11	50	0	16	4.5
Reed	10	10	0	12	1.0
Ervin-Poindexter	6	8	0	5	1.3
Corley	1	-3	0	0	-3.0
TOTALS	29	64	0	16	2.2

RECEIVING	No.	Yds	TD	Long
Mathison	9	160	1	55
Davis	12	122	1	33
Hall	4	35	0	13
Smith	4	28	0	13
Corley	4	23	0	9
Robichaux	2	15	0	8
Britton	1	12	0	12
Simon	2	11	1	13
Ervin-Poindexter	1	0	0	0
TOTALS	39	406	3	55

Troy

PASSING	C-A-I	Yds	TD	Long	Sack
Watson	15-28-1	202	0	30	4
Doege	7-8-0	71	2	18	0
Johnson	1-1-0	7	1	7	0
TOTALS	23-37-1	280	3	30	4

RUSHING	Att.	Yds	TD	Long	Avg.
Billingsly	24	122	1	21	5.1
Vidal	6	26	0	10	4.3
Brown	1	1	0	1	1.0
Watson	5	-8	0	7	-1.6
TOTALS	39	135	1	21	3.5

RECEIVING	No.	Yds	TD	Long
Johnson	6	105	1	30
Stoudemire	7	93	0	29
Johnson	2	33	0	20
Barber	3	23	1	16
Rogers	1	8	0	8
Vice	2	8	0	6
Watson	1	7	1	7
Ross	1	3	0	3
TOTALS	23	280	3	30



at UTSA GAME 6 RECAP



WKU	7	7	0	14	28
UTSA	7	10	7	7	31

October 8, 2022 • The Alamodome • San Antonio, Texas • 22,328

GAME BREAKDOWN

	WKU	UTSA
FIRST DOWNS	26	30
Rushing	6	12
Passing	19	16
Penalty	1	2
NET YARDS RUSHING	108	213
Rushing Attempts	24	45
Average Per Rush	4.5	4.7
Rushing Touchdowns	2	3
Yards Gained Rushing	113	219
Yards Lost Rushing	5	6
NET YARDS PASSING	373	273
Completions-Attempts-Int	35-49-0	24-35-0
Average Per Attempt	7.6	7.8
Average Per Completion	10.7	11.4
Passing Touchdowns	2	1
TOTAL OFFENSE YARDS	481	486
Total offense plays	73	80
Average Gain Per Play	6.6	6.1
Fumbles: Number-Lost	0-0	3-1
Penalties: Number-Yards	7-53	6-57
PUNTS-YARDS	3-135	3-108
Average Yards Per Punt	45	36
Inside 20	1	3
50+ Yards	1	0
Touchbacks	0	0
Fair catch	1	2
KICKOFFS-YARDS	4-240	5-322
Average Yards Per Kickoff	60.0	64.4
Touchbacks	0	3
Punt returns: Number-Yards-TD	0-0-0	1-17-0
Average Per Return	0.0	17.0
Kickoff returns: Number-Yds-TD	2-57-0	3-66-0
Average Per Return	28.5	22.0
Interceptions: Number-Yds-TD	0-0-0	0-0-0
Fumble Returns: Number-Yds-TD	0-0-0	0-0-0
Possession Time	29:58	30:02
Third-Down Conversions	6 of 13	6 of 14
Fourth-Down Conversions	1 of 4	2 of 3
Red-Zone Scores-Chances	3-3	4-5
Sacks By: Number-Yards	0-0	0-0
PAT Kicks	4-4	4-4
Field Goals	0-0	1-1

GAME NOTES

- WKU's team captains for the game were tight end Joshua Simon, defensive back Kahlef Hailassie and defensive back C.J. Jones.
- WKU won the coin toss and elected to defer its choice to the second half. UTSA chose to receive to start the game.
- There was a reported attendance of 22,328 inside the Alamodome at Saturday's game. It was the second-largest road crowd WKU has faced this season. It was also the second-largest crowd WKU has faced this season behind Indiana.
- The Hilltoppers wore their chrome helmets for the first time this season to complement their white jerseys and black pants.
- WKU fell to UTSA for the third consecutive time in the series. The Roadrunners now hold a 3-1 series advantage.
- After failing to score on the opening drive in its first-four games, WKU scored on its opening drive for the second-consecutive game. The Hilltoppers marched 80 yards on nine plays in 2:57, capped by an Austin Reed two-yard touchdown rush.
- The Hilltopper offense was held scoreless in the third quarter by the Roadrunners for the first time since the season opener against Austin Peay.
- Malachi Corley set a career high in receptions and receiving yards with 11 catches and 131 yards receiving.
- With his second-quarter touchdown catch, Daewood Davis now has touchdown receptions in three-straight games for WKU.
- After a 160-yard and one touchdown performance against Troy, Michael Mathison caught a receiving touchdown in the second-straight game for WKU with a score in the fourth quarter to bring the Hilltoppers within one possession.
- For the second-consecutive game, WKU had multiple 100-yard receivers with Malachi Corley and Daewood Davis both breaking the century mark.
- Kye Robichaux's 33-yard touchdown run in the fourth quarter was his longest touchdown score of the season. WKU's longest rushing touchdown of the year belongs to L.T. Sanders in the team's win over FIU.

SCORING SUMMARY

Team	Qtr	Time	Scoring Play	PI-Yd	TOP	Score
UTSA	1	11:32	Harris, 12-yard rush (Sackett kick)	10-65	3:28	7-0
WKU	1	8:30	Reed, 2-yard rush (Narveson kick)	9-80	2:57	7-7
WKU	2	8:45	Davis, 18-yard pass from Reed (Narveson kick)	10-89	3:39	14-7
UTSA	2	3:44	Brady, 3-yard rush (Sackett kick)	11-88	4:54	14-14
UTSA	2	0:00	Sackett, 49-yard field goal	10-41	1:15	17-14
UTSA	3	11:45	Cephus, 0-yard rush (Sackett kick)	7-62	2:38	24-14
WKU	4	12:11	Mathison, 18-yard pass from Reed (Narveson kick)	8-92	2:56	24-21
UTSA	4	11:46	Clark, 12-yard pass from Harris (Sackett kick)	2-43	0:22	31-21
WKU	4	8:58	Robichaux, 33-yard rush (Narveson kick)	8-75	2:48	31-28

STATISTICS LEADERS

WKU

PASSING	C-A-I	Yds	TD	Long	Sack
Reed	35-49-0	373	2	38	0
TOTALS	35-49-0	373	2	38	0

RUSHING	Att.	Yds	TD	Long	Avg.
Robichaux	13	65	1	33	5.0
Reed	11	43	1	12	3.9
TOTALS	24	113	2	33	4.5

RECEIVING	No.	Yds	TD	Long
Corley	11	131	0	38
Davis	8	120	1	36
Hall	8	57	0	24
Robichaux	3	31	0	17
Mathison	3	24	1	18
Simon	1	10	0	10
Smith	1	0	0	0
TOTALS	35	373	2	38

UTSA

PASSING	C-A-I	Yds	TD	Long	Sack
Harris	24-35-0	273	1	31	0
TOTALS	24-35-0	273	1	31	0

RUSHING	Att.	Yds	TD	Long	Avg.
Brady	19	82	1	10	4.3
Smith	12	65	0	14	5.4
Harris	10	61	1	12	6.1
Carpenter	1	8	0	8	8.0
Cephus	0	0	1	0	0.0
TEAM	3	-3	0	0	-1.0
TOTALS	45	213	3	14	4.7

RECEIVING	No.	Yds	TD	Long
Franklin	6	95	0	31
Clark	4	62	1	23
Brady	4	51	0	24
Cephus	8	46	0	15
Ogle-Kellogg	1	14	0	14
Dishman	1	5	0	5
TOTALS	24	273	1	31

at MTSU GAME 7 RECAP



WKU	0	14	14	7	35
MTSU	7	3	0	7	17

October 15, 2022 • Floyd Stadium • Murfreesboro, Tenn. • 14,806

GAME BREAKDOWN

	WKU	MTSU
FIRST DOWNS	22	19
Rushing	8	4
Passing	13	11
Penalty	1	4
NET YARDS RUSHING	165	63
Rushing Attempts	36	26
Average Per Rush	4.6	2.4
Rushing Touchdowns	2	1
Yards Gained Rushing	176	97
Yards Lost Rushing	11	34
NET YARDS PASSING	278	228
Completions-Attempts-Int	32-49-1	32-51-1
Average Per Attempt	5.7	4.5
Average Per Completion	8.7	7.1
Passing Touchdowns	2	1
TOTAL OFFENSE YARDS	443	291
Total offense plays	85	77
Average Gain Per Play	5.2	3.8
Fumbles: Number-Lost	3-2	2-1
Penalties: Number-Yards	7-78	9-75
PUNTS-YARDS	5-233	9-447
Average Yards Per Punt	46.6	49.7
Inside 20	2	4
50+ Yards	1	4
Touchbacks	0	1
Fair catch	2	3
KICKOFFS-YARDS	6-384	3-164
Average Yards Per Kickoff	64.0	54.7
Touchbacks	3	0
Punt returns: Number-Yards-TD	3-28-0	1--2-0
Average Per Return	9.3	-2.0
Kickoff returns: Number-Yds-TD	4-53-0	3-77-0
Average Per Return	13.3	25.7
Interceptions: Number-Yds-TD	1-42-1	1-0-0
Fumble Returns: Number-Yds-TD	0-0-0	0-0-0
Possession Time	32:45	27:15
Third-Down Conversions	6 of 17	3 of 17
Fourth-Down Conversions	2 of 5	1 of 3
Red-Zone Scores-Chances	4-5	3-3
Sacks By: Number-Yards	1-21	0-0
PAT Kicks	5-5	2-2
Field Goals	0-0	1-1

GAME NOTES

- WKU's team captains for the game were wide receiver Malachi Corley, linebacker JaQues Evans and linebacker Niko Cooper.
- WKU won the coin toss and elected to defer its choice to the second half. Middle Tennessee chose to receive to start the game.
- There was a reported attendance of 14,806 at Floyd Stadium.
- The Hilltoppers wore their chrome helmets for the second time this season to complement their white jerseys and red pants.
- WKU improved to 36-35-1 all-time versus Middle Tennessee with the victory. WKU now owns the series lead in the 100 Miles of Hate rivalry after tying it up last year.
- The victory over the Blue Raiders was WKU's fourth straight in the series. The Hilltoppers have now won seven of the last eight meetings.
- The win Saturday night gave Western Kentucky 600 victories all time in program history. The Tops became the 66th program at the FBS level to reach the 600-win mark.
- The Hilltoppers were held scoreless in the first quarter for the first time since their trip to Hawaii early in the year. Austin Reed and Malachi Corley connected for a three-yard touchdown pass on the very next play to open the second quarter.
- Kye Robichaux scored his second rushing touchdown in two games with a 14-yard score late in the second quarter.
- Austin Reed punched in a rushing touchdown on WKU's first drive of the second half for his fourth ground score of the season and second in as many games.
- Reed's touchdown to open the second half marks the first time the Tops have scored on their first drive of the second half since their win versus FIU.
- Kye Robichaux ripped off a 37-yard run to set up WKU's touchdown to open the third quarter. It was his second-longest of the season, and WKU's second-longest overall.
- Joey Beljan's 26-yard reception in the third quarter matched his season high that he set earlier in the year at Indiana.

SCORING SUMMARY

Team	Qtr	Time	Scoring Play	PI-Yd	TOP	Score
MTSU	1	13:10	Cunningham, 14-yard pass (Rankin kick)	1-14	0:09	7-0
WKU	2	14:56	Corley, 3-yard pass from Reed (Narveson kick)	6-62	1:25	7-7
WKU	2	2:39	Robichaux, 14-yard rush (Narveson kick)	10-84	3:11	14-7
MTSU	2	0:41	Rankin, 34-yard field goal	10-57	1:51	14-10
WKU	3	12:15	Reed, 1-yard rush (Narveson kick)	7-73	2:40	21-10
WKU	3	2:04	Simon, 1-yard pass from Reed (Narveson kick)	5-53	2:00	28-10
WKU	4	9:44	Thomas, 42-yard interception return (Narveson kick)	--	--	35-10
MTSU	4	5:09	Gathings, 11-yard pass from Cunningham (Rankin kick)	7-38	2:13	35-17

STATISTICS LEADERS

WKU

PASSING	C-A-I	Yds	TD	Long	Sack
Reed	32-49-1	278	2	47	0
TOTALS	32-49-1	278	2	47	0

RUSHING	Att.	Yds	TD	Long	Avg.
Robichaux	8	78	1	37	9.8
Reed	12	39	1	13	3.3
Ervin-Poindexter	13	24	0	7	1.8
Hall	1	14	0	14	14.0
Moses	2	10	0	5	5.0
TOTALS	35	165	2	37	4.6

RECEIVING	No.	Yds	TD	Long
Corley	10	100	1	47
Hall	5	60	0	25
Mathison	3	31	0	21
Beljan	2	30	0	26
Simon	4	14	1	9
Davis	2	14	0	10
Smith	2	11	0	8
Ervin-Poindexter	1	9	0	9
Robichaux	3	9	0	7
TOTALS	32	278	2	47

MTSU

PASSING	C-A-I	Yds	TD	Long	Sack
Cunningham	32-51-1	228	1	32	1
TOTALS	32-51-1	228	1	32	1

RUSHING	Att.	Yds	TD	Long	Avg.
Cunningham	9	29	1	14	3.2
Ervin	6	23	0	9	3.8
Peasant	6	20	0	12	3.3
Wilkins	4	-1	0	3	-0.3
Team	1	-8	0	0	-8.0
TOTALS	26	97	1	14	2.4

RECEIVING	No.	Yds	TD	Long
Ali	6	43	0	12
Gathings	3	42	1	25
Peasant	3	37	0	32
Lane	6	37	0	11
Wilkins	4	26	0	14
Ervin	5	22	0	14
Tolbert	2	11	0	6
Paige	2	11	0	7
Cunningham	1	-1	0	0
TOTALS	32	228	1	32



vs UAB Game 8 Recap



UAB	7	10	0	0	17
WKU	0	10	10	0	20

October 21, 2022 • Houchens-Smith Stadium • Bowling Green, Ky. • 16,334

GAME BREAKDOWN

	UAB	WKU
FIRST DOWNS	14	19
Rushing	7	12
Passing	3	7
Penalty	4	0
NET YARDS RUSHING	228	224
Rushing Attempts	39	44
Average Per Rush	5.8	5.1
Rushing Touchdowns	0	2
Yards Gained Rushing	246	240
Yards Lost Rushing	18	16
NET YARDS PASSING	96	128
Completions-Attempts-Int	5-12-1	14-23-0
Average Per Attempt	8.0	5.6
Average Per Completion	19.2	9.1
Passing Touchdowns	2	0
TOTAL OFFENSE YARDS	324	352
Total offense plays	51	67
Average Gain Per Play	6.4	5.3
Fumbles: Number-Lost	3-3	1-1
Penalties: Number-Yards	4-22	11-86
PUNTS-YARDS	5-215	5-176
Average Yards Per Punt	43	35.2
Inside 20	1	3
50+ Yards	1	0
Touchbacks	0	0
Fair catch	4	3
KICKOFFS-YARDS	4-245	5-318
Average Yards Per Kickoff	61.3	63.6
Touchbacks	4	2
Punt returns: Number-Yards-TD	0-0-0	1-26-0
Average Per Return	0	26.0
Kickoff returns: Number-Yds-TD	3-62-0	0-0-0
Average Per Return	20.7	0
Interceptions: Number-Yds-TD	0-0-0	1-11-0
Fumble Returns: Number-Yds-TD	0-0-0	1-29-0
Possession Time	27:21	32:39
Third-Down Conversions	4 of 11	3 of 13
Fourth-Down Conversions	0 of 0	1 of 1
Red-Zone Scores-Chances	2-3	3-3
Sacks By: Number-Yards	1-8	3-17
PAT Kicks	2-2	2-2
Field Goals	1-1	2-3

GAME NOTES

- WKU's team captains for the game were wide receiver Jaylen Hall, offensive lineman Quantavious Leslie, and defensive lineman Lorenzo Hernandez.
- UAB won the coin toss and elected to defer its choice to the second half. WKU received to start the game.
- There was a reported attendance of 16,344 inside Houchens-Smith Stadium Friday night. It was the second-largest home crowd for WKU this season after the 20,168 fans who watched the Tops take on Troy.
- For the first time in school history, WKU sported an all-black look complete with a black helmet. The helmet featured a chrome-red decal.
- WKU improved to 36-35-1 all-time versus Middle Tennessee with the victory. WKU now owns the series lead in the 100 Miles of Hate rivalry after tying it up last year.
- In the first quarter, WKU attempted a field goal for the first time since its last home game against Troy. Brayden Narveson connected on a 47-yard field goal with just under two minutes to play in the first half, then again on a 44-yard field goal 10 minutes into the third quarter.
- Brodrick Martin recorded the first forced fumble of his career in the first quarter while sacking the UAB quarterback.
- Waiting to pounce on Martin's forced fumble was WKU defensive end Juwuan Jones who earned the first fumble recovery of his career.
- Talique Allen joined Martin by forcing another fumble in the second quarter. It was his second forced fumble of the season after recording one at UTSA.
- Kahlef Hailassie was the Hilltopper waiting to jump on Allen's forced fumble. It was the first of his WKU career.
- Austin Reed's 20-yard touchdown run in the second quarter was his longest rush in a Hilltopper uniform.
- After recovering a fumble in the first half, Hailassie notched a forced fumble in the third quarter, his second in as many games.
- Ja'Quel Evans recovered Hailassie's forced fumble and returned it 29 yards. It was his first fumble recovery since the 2021 Boca Raton Bowl.

SCORING SUMMARY

Team	Qtr	Time	Scoring Play	PI-Yd	TOP	Score
UAB	1	11:35	Rudolph, 59-yard pass from Hopkins (Quinn kick)	3-64	1:24	7-0
WKU	2	14:05	Reed, 20-yard rush (Narveson kick)	4-47	2:02	7-7
UAB	2	10:42	Quinn, 36-yard field goal	7-55	3:16	10-7
UAB	2	8:59	Farrier, 14-yard pass from Zeno (Quinn kick)	3-27	1:35	17-7
WKU	2	1:41	Narveson, 47-yard field goal	9-35	3:06	17-10
WKU	3	5:03	Narveson, 44-yard field goal	13-53	6:38	17-13
WKU	3	2:51	Reed, 1-yard rush (Narveson kick)	2-6	0:45	20-17

STATISTICS LEADERS

WKU

PASSING	C-A-I	Yds	TD	Long	Sack
Reed	14-23-0	128	0	25	1
TOTALS	14-23-0	128	0	25	1

RUSHING	Att.	Yds	TD	Long	Avg.
Sanders	16	120	0	32	7.5
Ervin-Poindexter	15	82	0	19	5.5
Reed	8	23	2	20	2.9
Hall	1	5	0	5	5.0
Corley	1	1	0	1	1.0
Team	3	-7	0	0	-2.3
TOTALS	44	240	2	32	5.1

RECEIVING	No.	Yds	TD	Long
Corley	5	77	0	25
Davis	3	26	0	21
Mathison	2	19	0	18
Smith	2	18	0	9
Ervin-Poindexter	2	-12	0	0
TOTALS	14	128	0	25

UAB

PASSING	C-A-I	Yds	TD	Long	Sack
Hopkins	2-2-0	63	1	59	1
Zeno	3-10-1	33	1	23	2
TOTALS	5-12-1	96	2	59	3

RUSHING	Att.	Yds	TD	Long	Avg.
McBride	24	197	0	64	8.2
Brown Jr.	7	15	0	4	2.1
Zeno	6	14	0	12	2.3
Hopkins	2	2	0	5	1.0
TOTALS	39	228	0	64	5.8

RECEIVING	No.	Yds	TD	Long
Rudolph	1	59	1	59
Shropshire	2	27	0	23
Farrier	1	14	1	14
Jones	1	-4	0	0
TOTALS	5	96	2	59

Last TIME

WKU TEAM

Scored 70+ points:	(73) vs. FIU (0), 9/24/22
Scored 60-69 points:	(60) at Marshall (6), 11/26/16
Scored 50-59 points:	(59) vs. App State (38), 12/18/21
Scored 40-49 points:	(49) at Hawaii (17), 11/3/22
Won as a ranked team:	(No. 25) vs. South Florida, 12/21/15
Defeated a ranked opponent:	at No. 19 Marshall, 11/28/14
Shut out an opponent:	(73-0) vs. FIU, 9/24/22
Had consecutive shutouts:	(22-0) vs. Southern Illinois, 11/18/00 (27-0) vs. Florida A&M, 11/25/00
Did not allow a touchdown:	(73-0) vs. FIU 9/24/22
Was shut out:	(0-35) at Alabama, 9/8/12
600+ yards of total offense:	(688) vs. FIU, 9/24/22
500-599 yards total offense:	(545) at Indiana, 9/17/22
400-499 yards total offense:	(443) at Middle Tennessee, 10/15/22
90+ total plays:	(91) at Michigan State, 10/2/21
80-89 total plays:	(85) at Middle Tennessee, 10/15/22
30+ first downs:	(32) vs. FIU, 9/24/22
500+ yards rushing:	(551) vs. Tennessee-Martin, 9/9/00
400-499 yards rushing:	(451) vs. West Virginia Tech, 9/1/05
300-399 yards rushing:	(383) vs. Army, 11/15/14
60+ rushing attempts:	(64) vs. Troy, 11/26/11
50-59 rushing attempts:	(51) vs. Army, 10/12/19
5 rushing touchdowns:	vs. FIU, 11/5/16
4 rushing touchdowns:	vs. Memphis, 12/20/16
500+ yards passing	(506) vs. Charlotte, 10/14/17
400-499 yards passing	(406) vs. Troy, 10/1/22
300-399 yards passing:	(373) at UTSA, 10/8/22
250-299 yards passing:	(271) at Hawaii, 9/3/22
60+ pass attempts:	(60) at UTSA, 12/3/21
50-59 pass attempts:	(56) vs. Troy, 10/1/22
40+ pass completions:	(42) vs. Florida Atlantic, 11/20/21
30-39 pass completions:	(32) at Middle Tennessee, 10/15/22
6 touchdown passes:	vs. FIU, 9/24/22
5 touchdown passes:	at Rice, 11/13/21
5 fumbles:	at Troy, 10/11/12 (2 lost)
No turnovers:	at UTSA, 10/8/22
5+ turnovers:	(7) vs. Tennessee, 9/7/13
100-yard rusher and 100-yard receiver:	vs. App State, 12/18/21 (RUSH: Noah Whittington - 150; REC: Jerreth Sterns - 184)
Two 100-yard rushers:	at Marshall, 11/26/16 (Anthony Wales - 110; Quinton Baker - 104)
Three 100-yard rushers:	vs. Southern Illinois, 11/7/98 (Jammie Kyle - 113; Donte Pimpleton - 111; DeWayne Gallishaw - 108)
Two 100-yard receivers:	at UTSA, 10/8/22 (Malachi Corley - 131, Daewood Davis - 120)
Three 100-yard receivers:	vs. Middle Tennessee, 11/17/17 (Lucky Jackson - 109, Kylen Towner - 105, Nacarius Fant - 101)
Returned a kickoff for TD:	at Marshall, 11/27/21 (C. Burt, Jr. - 43 yds)
Returned the opening KO for TD:	at Marshall, 11/26/16 (K. Towner - 93 yds)
Returned a punt for TD:	vs. HBU, 10/1/16 (N. Fant - 50 yds)
Returned an interception for TD:	at MTSU, 10/15/22 (D. Thomas - 42 yds)
Returned a fumble for a TD:	vs FIU, 9/24/22 (A. Key - 50 yds)
Returned a blocked punt for TD:	at LA Tech, 10/6/16 (K. Towner - 6 yds)
Returned a blocked FG for TD:	vs. Morgan St., 9/21/13 (J. Dowling - 70 yds)
Returned a blocked XP for a score:	at Marshall, 11/26/16 (Joe Brown)
Had 2 defensive touchdowns:	vs. FIU, 11/21/20 Fumble Return (R. Cray - 24 yds); Interception Return (E. Brown - 22 yds)
Blocked a punt:	at LA Tech, 10/6/16 (Shaquille Johnson)
Blocked 2 punts:	vs. Middle Tennessee, 11/20/10 (Bar'ee Boyd - 2)

Blocked a field goal:	at Charlotte, 10/13/18 (KeShawn McClendon)
Blocked a PAT:	at Marshall, 11/26/16 (Julien Lewis)
Missed a PAT:	at Marshall, 11/11/17 (Ryan Nuss)
Had a punt blocked:	vs. CMU, 12/26/12 (Blocked by A. Cunningham)
Had a field goal blocked:	at Indiana, 11/17/21 (Blocked by J. Williams)
Had a PAT Blocked:	at Old Dominion, 10/16/21 (Blocked by Team)
Held an opponent to less than 10 first downs:	(9) vs. Charlotte, 10/14/17
Intercepted 5 passes	at Hawaii, 9/3/22
Intercepted 4 passes:	at Rice, 11/13/21
Intercepted 3 passes:	vs. Florida Atlantic, 11/20/21
Held an opponent to less than 300 yards:	(291) at MTSU, 10/15/22
Held an opponent to less than 200 yards:	(185) vs. FIU, 9/24/22
Held an opponent to less than 100 yards:	(15) vs. West Virginia Tech, 9/8/07
Scored a safety:	vs. Rice, 9/1/16 (Team)
Scored a 2-point conv.:	at UTSA, 12/3/21 (Sterns pass from Zappe)

A HILLTOPPER PLAYER...

Had 400+ yards total offense in a game:	(582) Bailey Zappe at UTSA, 12/3/21 (577 passing, 5 rushing)
Scored 4+ TDs in a game:	(5) Anthony Wales vs. LA Tech, 12/3/16 (4 rush, 1 rec)
Scored 3 TDs in a game:	Malachi Corley vs. Austin Peay, 8/27/21 (3 receiving)
Rushed 40+ times in a game:	(43) Bobby Rainey, Troy, 11/26/11
Rushed 30-39 times in a game:	(35) Anthony Wales vs. Memphis, 12/20/16
Rushed for 300+ yards in a game:	(345) Leon Allen, Army, 11/15/14
Rushed for 200-299 yards in a game:	(245) A. Wales vs. Memphis, 12/20/16
Rushed for 100-199 yards in a game:	(120) L.T. Sanders vs. UAB, 10/21/22
Rushed for 200+ yards in consecutive games:	Anthony Wales, (209) vs. LA Tech, 12/3/16 and (245) vs. Memphis, 12/20/16
Rushed for 150-199 yards in consecutive games:	Anthony Wales (158) at MT, 10/15/16 and (157) vs. Old Dominion, 10/22/16
Rushed for 100 yards in consecutive games:	Anthony Wales (110) at Marshall 11/26, (209) vs. LA Tech 12/3, (245) vs. Memphis, 12/20/2016
Rushed for 4 TDs in a game:	Anthony Wales vs. LA Tech, 12/3/16
Passed for 400+ yards in a game:	(416) Austin Reed at UTSA, 10/8/22
Passed for 300-399 yards in a game:	(373) Austin Reed at UTSA, 10/8/22
Attempted 60+ passes in a game:	(60) Bailey Zappe vs. UTSA, 10/9/21
Attempted 50-59 passes in a game:	(56) Austin Reed vs. Troy, 10/1/22
Attempted 40-49 passes in a game:	(49) Austin Reed at UTSA, 10/8/22
Threw 6 TD passes in a game:	Bailey Zappe vs. App State, 12/18/21
Threw 5 TD passes in game:	Austin Reed vs. FIU, 9/24/22
Had 200+ yards receiving in a game:	(221) Jerreth Sterns at ODU 10/16/21
Had 150+ yards receiving in a game:	(160) Michael Mathison vs. Troy, 10/1/22
Had 100-149 yards receiving in a game:	(100) M. Corley at MTSU, 10/15/22
Caught 10+ passes in a game:	(10) M. Corley at MTSU, 10/15/22
Caught 3 TD passes in a game:	Malachi Corley vs. Austin Peay 8/27/22
Caught 2 TD passes in a game:	Malachi Corley vs. FIU 9/24/22
Scored 15+ points kicking:	(17) Brayden Narveson at Marshall 11/27/21
Kicked 5 field goals in a game:	Matt Lange vs. Eastern Kentucky, 9/20/03
Kicked 4 field goals in a game:	Brayden Narveson at Marshall, 11/27/21
Kicked a 50+ yard FG:	(53) Brayden Narveson at Marshall, 11/27/21
Had a 60-69 yard punt:	(64) Tom Ellard at MTSU, 10/15/22
Had a 70+ yard punt:	(74) Hendrix Brakefield vs. CMU, 12/26/12
Intercepted 3 passes in a game:	Branden Leston at Marshall, 11/28/14
Intercepted 2 passes in a game:	Kaleb Oliver at Hawaii, 9/3/22
Had a 60-69 yard rush:	(68) Gaej Walker vs. Central Arkansas, 8/29/19
Had a 70-79 yard rush:	(75) Anthony Wales vs. UAB, 10/4/14
Had an 80-89 yard rush:	(86) Noah Whittington at App State, 12/18/21
Had a 90+ yard rush:	(91) Lerron Moore vs. Southern Illinois, 11/1/03
Had a 70-79 yard pass:	(76) A. Reed to M. Corley vs. FIU, 9/24/22
Had an 80-89 yard pass:	(87) Mike White to Nicholas Norris vs. Rice, 9/1/16
Had a 90+ yard pass:	(93) Mike White to Lucky Jackson vs. MT, 11/17/17



2022-23 Western Ky. Football
Game Results
All games

Team Results

	Date	Opponent		Score	Overall	Conf	Time	Attend
	08/27/2022	Austin Peay	W	38-27	1-0	0-0	3:51	13688
	09/03/2022	at Hawaii	W	49-17	2-0	0-0	3:32	9346
	09/17/2022	at Indiana	Lot1	30-33	2-1	0-0	3:55	48952
*	09/24/2022	FIU	W	73-0	3-1	1-0	3:55	15127
	10/01/2022	Troy	L	27-34	3-2	1-0	3:55	20168
*	10/08/2022	at UTSA	L	28-31	3-3	1-1	3:34	22328
*	10/15/2022	at Middle Tenn.	W	35-17	4-3	2-1	3:36	14806
*	10/21/2022	UAB	W	20-17	5-3	3-1	3:23	16334



**2022-23 Western Ky. Football
Team Game-by-Game
All games**

Date	Opponent	Rushing				Receiving				Passing				Kick Returns				Punt Returns				tot off		
		no.	yds	td	lg	no.	yds	td	lg	cmp	att	int	yds	td	lg	no.	yds	td	lg	no.	yds		td	lg
08/27/2022	Austin Peay	32	107	0	15	19	276	4	48	19	33	1	276	4	48	0	0	0	0	3	31	0	19	383
09/03/2022	at Hawaii	29	141	3	13	22	271	3	47	22	31	1	271	3	47	1	23	0	23	1	-12	0	0	412
09/17/2022	at Indiana	36	216	1	59	33	329	2	44	33	45	1	329	2	44	1	26	0	26	2	10	0	9	545
09/24/2022	FIU	27	210	3	35	37	480	6	76	37	45	1	480	6	76	0	0	0	0	0	0	0	0	690
10/01/2022	Troy	29	64	0	16	39	406	3	55	39	57	1	406	3	55	1	14	0	14	0	0	0	0	470
10/08/2022	at UTSA	24	108	2	33	35	373	2	38	35	49	0	373	2	38	2	57	0	38	0	0	0	0	481
10/15/2022	at Middle Tenn.	36	165	2	37	32	278	2	47	32	49	1	278	2	47	4	53	0	25	3	28	0	23	443
10/21/2022	UAB	44	224	2	32	14	128	0	25	14	23	0	128	0	25	0	0	0	0	1	26	0	26	352
Western Ky.		257	1235	13	59	231	2541	22	76	231	332	6	2541	22	76	9	173	0	38	10	83	0	26	3776
Opponents		301	1071	9	64	177	1793	11	59	177	290	11	1793	11	59	28	507	0	32	6	47	0	33	2864

Western Ky. Averages

Games	Avg/ rush	Avg/ catch	Pass effic	KR avg	PR avg	All purpose avg/game	Total offense avg/game
8	4.8	11.0	152.1	19.2	8.3	527.4	472.0

Date	Opponent	Tackles			Sacks no-yds	Fumble ff fr-yds	Pass Defense			blkd kick	PAT attempts			off				
		ua	a	total			tfl-yds	int-yds	qbh		brup	kick	kick	rush	rcv	saf	t/o	pts
08/27/2022	Austin Peay	40	40	80	8.0-44	5-33	1	2-0	2-34	4	1	0	5-5	0	0	0	21	38
09/03/2022	at Hawaii	57	8	65	8.0-25	2-11	1	1-5	5-100	6	3	0	7-7	0	0	0	28	49
09/17/2022	at Indiana	51	34	85	7.0-25	3-15	0	1-0	0-0	4	6	0	3-3	0	0	0	0	30
09/24/2022	FIU	36	34	70	2.0-6	0-0	0	1-50	1-0	3	5	0	10-10	0	0	0	14	73
10/01/2022	Troy	46	16	62	4.0-15	4-15	0	0-0	1-0	4	1	0	3-3	0	0	0	0	27
10/08/2022	at UTSA	45	42	87	3.0-4	0-0	3	1-0	0-0	1	4	0	4-4	0	0	0	0	28
10/15/2022	at Middle Tenn.	49	18	67	7.0-32	1-21	1	1-0	1-42	4	7	0	5-5	0	0	0	7	35
10/21/2022	UAB	25	40	65	5.0-22	3-17	3	3-29	1-11	0	2	0	2-2	0	0	0	14	20
Western Ky.		349	232	581	44.0-173	18-112	9	10-84	11-187	26	29	0	39-39	0	0	0	84	300
Opponents		343	178	521	32.0-123	9-51	5	7-0	6-31	11	45	1	18-18	0	1	0	40	176

Date	Opponent	Punting								Field Goals			Kickoffs					
		no.	yds	avg	long	blkd	tb	fc	50+	i20	md-att	long	blkd	no.	yds	avg	tb	ob
08/27/2022	Austin Peay	5	213	42.6	50	0	0	2	1	2	1-1	23	0	8	434	54.3	3	2
09/03/2022	at Hawaii	3	125	41.7	46	0	0	0	0	0	0-1	0	0	8	491	61.4	3	0
09/17/2022	at Indiana	3	134	44.7	60	0	0	1	1	1	3-5	34	1	7	441	63.0	4	0
09/24/2022	FIU	2	77	38.5	39	0	0	1	0	0	1-1	30	0	12	720	60.0	6	0
10/01/2022	Troy	2	97	48.5	49	0	0	0	0	2	2-2	47	0	6	367	61.2	3	0
10/08/2022	at UTSA	3	135	45.0	54	0	0	1	1	1	0-0	0	0	4	240	60.0	0	1
10/15/2022	at Middle Tenn.	5	233	46.6	64	0	0	2	1	2	0-0	0	0	6	384	64.0	3	0
10/21/2022	UAB	5	176	35.2	42	0	0	3	0	3	2-3	47	0	5	318	63.6	2	0
Western Ky.		28	1190	42.5	64	0	0	10	4	11	9-13	47	1	56	3395	60.6	24	3
Opponents		44	1956	44.5	72	0	3	19	11	19	12-12	51	0	37	2227	60.2	24	2



2022-23 Western Ky. Football
Overall Team Statistics
All games

Team Statistics

	WESTKY	OPP
Scoring	300	176
Points per game	37.5	22.0
Points Off Turnovers	84	40
First Downs	196	165
Rushing	66	64
Passing	114	82
Penalty	16	19
Rushing Yardage	1235	1071
Yards gained rushing	1357	1267
Yards lost rushing	122	196
Rushing attempts	257	301
Average per rush	4.8	3.6
Average per game	154.4	133.9
TDs Rushing	13	9
Passing Yardage	2541	1793
Comp-Att-Int	231-332-6	177-290-11
Average per pass	7.7	6.2
Average per catch	11.0	10.1
Average per game	317.6	224.1
TDs Passing	22	11
Total offense	3776	2864
Total plays	589	591
Average per play	6.4	4.8
Average per game	472.0	358.0
Kick returns: #-Yards	9-173	28-507
Punt returns: #-Yards	10-83	6-47
Int returns: #-Yards	11-187	6-31
Kick return average	19.2	18.1
Punt return average	8.3	7.8
Int return average	17.0	5.2
Fumbles-Lost	9-7	16-10
Penalties-Yards	60-553	59-537
Average per game	69.1	67.1
Punts-Yards	28-1190	44-1956
Average per punt	42.5	44.5
Net punt average	40.6	41.2
Kickoffs-Yards	56-3395	37-2227
Average per kick	60.6	60.2
Net kick average	40.0	36.6
Time of possession / game	30:01	29:59
3rd-down conversion	37/102	36/123
3rd-down pct	36%	29%
4rd-down conversion	9/20	12/23



2022-23 Western Ky. Football
Overall Team Statistics
All games

	WESTKY	OPP
4rd-down pct	45%	52%
Sacks by-Yards	18-112	9-51
Misc Yards	0	0
Touchdowns scored	39	20
Field goals - attempts	9-13	12-12
On-Side kicks	0-0	0-0
Red-zone scores	(32-37) 86%	(25-29) 86%
Red-zone touchdowns	(25-37) 68%	(16-29) 55%
PAT-attempts	(39-39) 100%	(18-18) 100%
2-point conversion-attempts	(0-0) 0%	(1-2) 50%
Attendance	65317	95432
Games / Avg per game	4/16329	4/23858
Neutral site games	-	0/0

Score by Periods

Team	1st	2nd	3rd	4th	OT	TOT
Western Ky.	42	114	58	86	0	300
Opponents	47	47	20	59	3	176



2022-23 Western Ky. Football
Overall Defense Statistics
All games

Team Defense

##	Player	gp	Tackles				tfl/yds	Sacks		Pass defense		Fumbles		blkd	
			ua	a	tot	no-yds		int-yds	brup	qbh	fr-yds	ff	kick	saf	
3	JaQues Evans	8	41	21	62	6.5-34	4.5-31	.	3	2	1-29	.	.	.	
24	Derrick Smith	8	36	17	53	5-21	3-18	1-0	1	.	1-0	1	.	.	
12	Kahlef Hailassie	8	33	15	48	8-32	3-16	2-11	8	1	1-0	2	.	.	
20	Kaleb Oliver	8	21	15	36	0.5-1	.	2-42	1	1	
23	Will Ignont	8	19	14	33	0.5-2	.	.	2	
34	Juwuan Jones	8	13	17	30	3-7	1.5-3	1-38	.	2	1-0	.	.	.	
1	Jaden Hunter	8	18	10	28	2.5-11	1-8	
11	Talique Allen	8	15	12	27	.	.	.	1	1	1-0	2	.	.	
21	Upton Stout	8	17	6	23	.	.	2-54	1	
0	Lorenzo Hernandez	8	8	12	20	1.5-6	0.5-5	.	.	4	
16	Kendrick Simpkins	6	12	8	20	.	.	.	2	
99	Brodrick Martin	8	8	9	17	1.5-5	1.5-5	.	1	3	.	1	.	.	
9	Dominique Bradshaw	7	11	4	15	1.5-2	.	.	1	
13	Terrion Thompson	8	6	8	14	3-8	1-5	.	.	2	
5	Rome Weber	7	8	6	14	.	.	.	2	
14	Davion Williams	8	7	5	12	.	.	.	4	.	1-0	.	.	.	
18	C.J. Jones	8	9	2	11	3-11	.	.	1	2	.	1	.	.	
40	B.J. Wagner	5	4	7	11	1-2	.	1-0	.	.	1-0	.	.	.	
48	Niko Cooper	8	8	2	10	1	.	.	
97	Darius Shipp	8	5	4	9	1-1	.	.	.	3	
44	Dareon Goodrum	7	6	3	9	
35	Mike Allen	8	4	5	9	1-1	0.5-0	.	.	5	
25	Bryson Washington	8	5	3	8	
2	A.J. Brathwaite, Jr.	5	5	2	7	1-1	.	1-0	
15	Aaron Key	8	4	2	6	2.5-25	1.5-21	.	.	.	2-50	1	.	.	
22	Darius Thomas	5	3	3	6	.	.	1-42	
7	Tre Shaw	7	3	2	5	
19	Virgil Marshall	3	3	2	5	.	.	.	1	
31	Anthony Brackenridge	7	1	4	5	
46	Cory Munson	8	3	1	4	
4	Michael Mathison	8	1	2	3	
92	Marcus Patterson	3	2	1	3	
26	Amaari Smith	1	1	1	2	
58	Matthew Flint	5	1	1	2	1-5	.	.	.	
55	Dante Walker	2	1	1	2	
95	Deante McCray	2	1	1	2	1-3	
17	Dalvin Smith	8	1	.	1	
5	Dakota Thomas	4	.	1	1	
37	Maximus Pulley	5	1	.	1	
8	Kye Robichaux	7	1	.	1	
47	Tom Ellard	8	1	.	1	



2022-23 Western Ky. Football
Overall Defense Statistics
All games

Page 2/2
as of Oct 24, 2022

##	Player	gp	Tackles				Sacks	Pass defense			Fumbles	blkd		
			ua	a	tot	tfl/yds	no-yds	int-yds	brup	qbh	fr-yds	ff	kick	saf
89	Joey Beljan	8	.	1	1
29	Dezmion Roberson	2	.	1	1
0	Jaylen Hall	8	.	1	1
	Totals	8	349	232	581	44-173	18-112	11-187	29	26	10-84	9	0	0
	Opponents	8	343	178	521	32-123	9-51	6-31	45	11	7-0	5	1	0



2022-23 Western Ky. Football
Team Game Highs
All games

Western Ky. - Game Highs

RUSHES	44	UAB (10/21/2022)
YARDS RUSHING	224	UAB (10/21/2022)
YARDS PER RUSH	7.8	FIU (09/24/2022)
TD RUSHES	3	at Hawaii (09/03/2022)
	3	FIU (09/24/2022)
PASS ATTEMPTS	57	Troy (10/01/2022)
PASS COMPLETIONS	39	Troy (10/01/2022)
YARDS PASSING	480	FIU (09/24/2022)
YARDS PER PASS	10.7	FIU (09/24/2022)
TD PASSES	6	FIU (09/24/2022)
TOTAL PLAYS	86	Troy (10/01/2022)
TOTAL OFFENSE	690	FIU (09/24/2022)
YARDS PER PLAY	9.6	FIU (09/24/2022)
POINTS	73	FIU (09/24/2022)
SACKS BY	5	Austin Peay (08/27/2022)
FIRST DOWNS	32	FIU (09/24/2022)
PENALTIES	11	UAB (10/21/2022)
PENALTY YARDS	86	UAB (10/21/2022)
TURNOVERS	3	at Middle Tenn. (10/15/2022)
PUNTS	5	UAB (10/21/2022)
	5	at Middle Tenn. (10/15/2022)
	5	Austin Peay (08/27/2022)
PUNTING AVG	48.5	Troy (10/01/2022)
LONG PUNT	64	at Middle Tenn. (10/15/2022)
PUNTS INSIDE 20	3	UAB (10/21/2022)
LONG PUNT RETURN	26	UAB (10/21/2022)



2022-23 Western Ky. Football
Individual Game Highs
All games

Western Ky. - Individual Game Highs

RUSHES	16	L.T. Sanders vs UAB (10/21/2022)
YARDS RUSHING	135	Kye Robichaux at Indiana (09/17/2022)
TD RUSHES	2	Austin Reed vs UAB (10/21/2022)
	2	Davion Ervin-Poindexter vs FIU (09/24/2022)
LONG RUSH	59	Kye Robichaux at Indiana (09/17/2022)
PASS ATTEMPTS	57	Austin Reed vs Troy (10/01/2022)
PASS COMPLETIONS	39	Austin Reed vs Troy (10/01/2022)
YARDS PASSING	406	Austin Reed vs Troy (10/01/2022)
TD PASSES	5	Austin Reed vs FIU (09/24/2022)
LONG PASS	76	Austin Reed vs FIU (09/24/2022)
RECEPTIONS	12	Daewood Davis vs Troy (10/01/2022)
YARDS RECEIVING	160	Michael Mathison vs Troy (10/01/2022)
TD RECEPTIONS	3	Malachi Corley vs Austin Peay (08/27/2022)
LONG RECEPTION	76	Malachi Corley vs FIU (09/24/2022)
PUNTS	5	Tom Ellard vs UAB (10/21/2022)
	5	Tom Ellard at Middle Tenn. (10/15/2022)
	5	Tom Ellard vs Austin Peay (08/27/2022)
PUNTING AVG	48.5	Tom Ellard vs Troy (10/01/2022)
LONG PUNT	64	Tom Ellard at Middle Tenn. (10/15/2022)
PUNTS INSIDE 20	3	Tom Ellard vs UAB (10/21/2022)
LONG PUNT RETURN	26	Jaylen Hall vs UAB (10/21/2022)
LONG KICKOFF RETURN	38	Michael Mathison at UTSA (10/08/2022)
TACKLES	13	JaQues Evans vs Austin Peay (08/27/2022)
SACKS	2.5	JaQues Evans vs Austin Peay (08/27/2022)
TACKLES FOR LOSS	2.5	Kahlef Hailassie at Middle Tenn. (10/15/2022)
	2.5	JaQues Evans vs Austin Peay (08/27/2022)



2022-23 Western Ky. Football
Individual Statistics
All games

Rushing

Player	gp	att	gain	loss	net	avg	td	lg	avg/g
Kye Robichaux	7	68	461	3	458	6.7	3	59	65.4
Davion Ervin-Poindexter	8	68	258	13	245	3.6	3	19	30.6
L.T. Sanders	4	21	194	1	193	9.2	1	35	48.3
Austin Reed	8	63	242	68	174	2.8	6	20	21.8
Jakairi Moses	7	18	111	5	106	5.9	0	29	15.1
Jaylen Hall	8	3	48	0	48	16.0	0	29	6.0
Daewood Davis	8	1	15	0	15	15.0	0	15	1.9
Malachi Corley	8	3	9	1	8	2.7	0	8	1.0
Michael Mathison	8	1	6	0	6	6.0	0	6	0.8
Darius Ocean	2	5	13	17	-4	-0.8	0	8	-2.0
Team	8	6	0	14	-14	-2.3	0	0	-1.8
Total	8	257	1357	122	1235	4.8	13	59	154.4
Opponents	8	301	1267	196	1071	3.6	9	64	133.9

Punt Returns

Player	no.	yds	avg	td	lg
Upton Stout	5	29	5.8	0	19
Jaylen Hall	4	54	13.5	0	26
Craig Burt, Jr.	1	0	0.0	0	0
Total	10	83	8.3	0	26
Opponents	6	47	7.8	0	33

Interceptions

Player	no.	yds	avg	td	lg
Kaleb Oliver	2	42	21.0	0	42
Upton Stout	2	54	27.0	1	34
Kahlef Hailassie	2	11	5.5	0	11
Juwuan Jones	1	38	38.0	1	38
A.J. Brathwaite, Jr.	1	0	0.0	0	0
Derrick Smith	1	0	0.0	0	0
B.J. Wagner	1	0	0.0	0	0
Darius Thomas	1	42	42.0	1	42
Total	11	187	17.0	3	42
Opponents	6	31	5.2	0	21

Passing

Player	gp	effic	comp-att-int	pct	yds	td	lg	avg/g
Austin Reed	8	152.7	224-320-5	70.0	2444	21	76	305.5
Darius Ocean	2	172.5	3-6-1	50.0	72	1	44	36.0
Caden Veltkamp	1	152.5	4-4-0	100.0	25	0	9	25.0
Team	8	0.0	0-2-0	0.0	0	0	0	0.0
Total	8	152.1	231-332-6	69.6	2541	22	76	317.6
Opponents	8	117.9	177-290-11	61.0	1793	11	59	224.1

Kick Returns

Player	no.	yds	avg	td	lg
Michael Mathison	8	173	21.6	0	38
Dalvin Smith	1	0	0.0	0	0
Total	9	173	19.2	0	38
Opponents	28	507	18.1	0	32

Receiving

Player	gp	no.	yds	avg	td	lg	avg/g
Malachi Corley	8	50	606	12.1	6	76	75.8
Daewood Davis	8	47	636	13.5	5	49	79.5
Michael Mathison	8	35	346	9.9	2	55	43.3
Jaylen Hall	8	29	285	9.8	1	30	35.6
Dalvin Smith	8	15	126	8.4	2	19	15.8
Joshua Simon	8	13	154	11.8	2	47	19.3
Kye Robichaux	7	13	74	5.7	0	17	10.6
Davion Ervin-Poindexter	8	7	21	3.0	0	19	2.6
Joey Beljan	8	5	84	16.8	2	26	10.5
K.D. Hutchinson	2	5	48	9.6	0	25	24.0
Jakairi Moses	7	4	22	5.5	0	26	3.1
Craig Burt, Jr.	4	4	70	17.5	0	25	17.5
Denzil Alleyne	7	2	13	6.5	0	8	1.9
Gunner Britton	8	1	12	12.0	0	12	1.5
Easton Messer	1	1	44	44.0	1	44	44.0
Total	8	231	2541	11.0	22	76	317.6
Opponents	8	177	1793	10.1	11	59	224.1

Fumble Returns

Player	no.	yds	avg	td	lg
Aaron Key	2	50	25.0	1	50
Juwuan Jones	1	0	0.0	0	0
Derrick Smith	1	0	0.0	0	0
Davion Williams	1	0	0.0	0	0
Matthew Flint	1	5	5.0	0	5
Kahlef Hailassie	1	0	0.0	0	0
Talique Allen	1	0	0.0	0	0
JaQués Evans	1	29	29.0	0	29
B.J. Wagner	1	0	0.0	0	0
Total	10	84	8.4	1	50
Opponents	7	0	0.0	0	0



**2022-23 Western Ky. Football
Individual Statistics
All games**

Scoring

Player	td	fg	PAT				dpx	saf	pts
			kick	rush	rcv	pass			
Brayden Narveson	-	9-13	39-39	-	-	-	-	-	66
Austin Reed	7	-	-	-	-	-	-	-	42
Malachi Corley	6	-	-	-	-	-	-	-	36
Daewood Davis	5	-	-	-	-	-	-	-	30
Kye Robichaux	3	-	-	-	-	-	-	-	18
Davion Ervin-Poindexter	3	-	-	-	-	-	-	-	18
Michael Mathison	2	-	-	-	-	-	-	-	12
Joey Beljan	2	-	-	-	-	-	-	-	12
Dalvin Smith	2	-	-	-	-	-	-	-	12
Joshua Simon	2	-	-	-	-	-	-	-	12
Darius Thomas	1	-	-	-	-	-	-	-	6
L.T. Sanders	1	-	-	-	-	-	-	-	6
Upton Stout	1	-	-	-	-	-	-	-	6
Jaylen Hall	1	-	-	-	-	-	-	-	6
Aaron Key	1	-	-	-	-	-	-	-	6
Juwuan Jones	1	-	-	-	-	-	-	-	6
Easton Messer	1	-	-	-	-	-	-	-	6
Total	39	9-13	39-39	0	0	0	0	0	300
Opponents	20	12-12	18-18	0	1	1	0	0	176

Total Offense

Player	g	plays	rush	pass	total	avg/g
Austin Reed	8	383	174	2444	2618	327.3
Kye Robichaux	7	68	458	0	458	65.4
Davion Ervin-Poindexter	8	68	245	0	245	30.6
L.T. Sanders	4	21	193	0	193	48.3
Jakairi Moses	7	18	106	0	106	15.1
Darius Ocean	2	11	-4	72	68	34.0
Jaylen Hall	8	3	48	0	48	6.0
Caden Veltkamp	1	4	0	25	25	25.0
Daewood Davis	8	1	15	0	15	1.9
Malachi Corley	8	3	8	0	8	1.0
Michael Mathison	8	1	6	0	6	0.8
Team	8	0	-14	0	-14	-1.8
Total	8	589	1235	2541	3776	472.0
Opponents	8	591	1071	1793	2864	358.0

Punting

Player	no.	yds	avg	lg	tb	fc	i20	50+	blk
Tom Ellard	28	1190	42.5	64	0	10	11	4	0
Total	28	1190	42.5	64	0	10	11	4	0
Opponents	44	1956	44.5	72	3	19	19	11	0

Field Goals

Player	fg	pct.	01-19	20-29	30-39	40-49	50-99	lg	blk
Brayden Narveson	9-13	69.2	0-0	3-4	2-3	4-6	0-0	47	1
Opponents	12-12	100.0	0-0	0-0	7-7	4-4	1-1	51	0

Kickoffs

Player	no.	yds	avg	tb	ob	retn	net	ydl
Cory Munson	56	3395	60.6	24	3			
Total	56	3395	60.6	24	3	29	40	25
Opponents	37	2227	60.2	24	2	9	36.6	28

FG Sequence

Team Name	Western Ky.	Opponents
Austin Peay	(23)	(41),(49)
Hawaii	26	(40)
Indiana	(34),(20),(24),44,39	(34),(32),(32),(51)
FIU	(30)	
Troy	(43),(47)	(35),(33)
UAB	49,(47),(44)	(36)
UTSA		(49)
Middle Tenn.		(34)

Numbers in (parentheses) indicate field goal was made



2022-23 Western Ky. Football
Individual Statistics
All games

All Purpose

Player	g	rush	rcv	pr	kr	ir	total	avg/g
Daewood Davis	8	15	636	0	0	0	651	81.4
Malachi Corley	8	8	606	0	0	0	614	76.8
Kye Robichaux	7	458	74	0	0	0	532	76.0
Michael Mathison	8	6	346	0	173	0	525	65.6
Jaylen Hall	8	48	285	54	0	0	387	48.4
Davion Ervin-Poindexter	8	245	21	0	0	0	266	33.3
L.T. Sanders	4	193	0	0	0	0	193	48.3
Austin Reed	8	174	0	0	0	0	174	21.8
Joshua Simon	8	0	154	0	0	0	154	19.3
Jakairi Moses	7	106	22	0	0	0	128	18.3
Dalvin Smith	8	0	126	0	0	0	126	15.8
Joey Beljan	8	0	84	0	0	0	84	10.5
Upton Stout	8	0	0	29	0	54	83	10.4
Craig Burt, Jr.	4	0	70	0	0	0	70	17.5
K.D. Hutchinson	2	0	48	0	0	0	48	24.0
Easton Messer	1	0	44	0	0	0	44	44.0
Kaleb Oliver	8	0	0	0	0	42	42	5.3
Darius Thomas	5	0	0	0	0	42	42	8.4
Juwuan Jones	8	0	0	0	0	38	38	4.8
Denzil Alleyne	7	0	13	0	0	0	13	1.9
Gunner Britton	8	0	12	0	0	0	12	1.5
Kahlef Hailassie	8	0	0	0	0	11	11	1.4
Darius Ocean	2	-4	0	0	0	0	-4	-2.0
Team	8	-14	0	0	0	0	-14	-1.8
Total	8	1235	2541	83	173	187	4219	527.4
Opponents	8	1071	1793	47	507	31	3449	431.1



**2022-23 Western Ky. Football
Individual Statistics
All games**

Page 4/4
as of Oct 24, 2022



2022-23 Western Ky. Football
Combined Team Statistics
All games

Team Results

	Date	Opponent		Score	Att.
	08/27/2022	Austin Peay	W	38-27	13688
	09/03/2022	at Hawaii	W	49-17	9346
	09/17/2022	at Indiana	Lot1	30-33	48952
*	09/24/2022	FIU	W	73-0	15127
	10/01/2022	Troy	L	27-34	20168
*	10/08/2022	at UTSA	L	28-31	22328
*	10/15/2022	at Middle Tenn.	W	35-17	14806
*	10/21/2022	UAB	W	20-17	16334

Rushing

Player	gp	att	gain	loss	net	avg	td	lg	avg/g
Kye Robichaux	7	68	461	3	458	6.7	3	59	65.4
Davion Ervin-Poindexter	8	68	258	13	245	3.6	3	19	30.6
L.T. Sanders	4	21	194	1	193	9.2	1	35	48.3
Austin Reed	8	63	242	68	174	2.8	6	20	21.8
Jakairi Moses	7	18	111	5	106	5.9	0	29	15.1
Jaylen Hall	8	3	48	0	48	16.0	0	29	6.0
Daewood Davis	8	1	15	0	15	15.0	0	15	1.9
Malachi Corley	8	3	9	1	8	2.7	0	8	1.0
Michael Mathison	8	1	6	0	6	6.0	0	6	0.8
Darius Ocean	2	5	13	17	-4	-0.8	0	8	-2.0
Team	8	6	0	14	-14	-2.3	0	0	-1.8
Total	8	257	1357	122	1235	4.8	13	59	154.4
Opponents	8	301	1267	196	1071	3.6	9	64	133.9

Passing

Player	gp	effic	comp-att-int	pct	yds	td	lg	avg/g
Austin Reed	8	152.7	224-320-5	70.0	2444	21	76	305.5
Darius Ocean	2	172.5	3-6-1	50.0	72	1	44	36.0
Caden Veltkamp	1	152.5	4-4-0	100.0	25	0	9	25.0
Team	8	0.0	0-2-0	0.0	0	0	0	0.0
Total	8	152.1	231-332-6	69.6	2541	22	76	317.6
Opponents	8	117.9	177-290-11	61.0	1793	11	59	224.1

Receiving

Player	gp	no.	yds	avg	td	lg	avg/g
Malachi Corley	8	50	606	12.1	6	76	75.8
Daewood Davis	8	47	636	13.5	5	49	79.5
Michael Mathison	8	35	346	9.9	2	55	43.3
Jaylen Hall	8	29	285	9.8	1	30	35.6
Dalvin Smith	8	15	126	8.4	2	19	15.8
Joshua Simon	8	13	154	11.8	2	47	19.3
Kye Robichaux	7	13	74	5.7	0	17	10.6
Davion Ervin-Poindexter	8	7	21	3.0	0	19	2.6
Joey Beljan	8	5	84	16.8	2	26	10.5
K.D. Hutchinson	2	5	48	9.6	0	25	24.0
Jakairi Moses	7	4	22	5.5	0	26	3.1
Craig Burt, Jr.	4	4	70	17.5	0	25	17.5
Denzil Alleyne	7	2	13	6.5	0	8	1.9
Gunner Britton	8	1	12	12.0	0	12	1.5
Easton Messer	1	1	44	44.0	1	44	44.0
Total	8	231	2541	11.0	22	76	317.6
Opponents	8	177	1793	10.1	11	59	224.1

Game Records

Record	Overall	Home	Away	Neutral
ALL GAMES	5-3	3-1	2-2	0-0
CONFERENCE	3-1	2-0	1-1	0-0
NON-CONFERENCE	2-2	1-1	1-1	0-0

Team Statistics

	WESTKY	OPP
First Downs	196	165
Rushing	66	64
Passing	114	82
Penalty	16	19
Rushing Yardage	1235	1071
Rushing attempts	257	301
Average per rush	4.8	3.6
Average per game	154.4	133.9
TDs Rushing	13	9
Passing Yardage	2541	1793
Comp-Att-Int	231-332-6	177-290-11
Average per pass	7.7	6.2
Average per catch	11.0	10.1
Average per game	317.6	224.1
TDs Passing	22	11
Total offense	3776	2864
Average per play	6.4	4.8
Average per game	472.0	358.0
Kick returns: #-Yards	9-173	28-507
Punt returns: #-Yards	10-83	6-47
Int returns: #-Yards	11-187	6-31
Fumbles-Lost	9-7	16-10
Penalties-Yards	60-553	59-537
Punts-Avg	28-42.5	44-44.5
Time of possession / game	30:01	29:59
3rd-down conversion	37/102	36/123
4rd-down conversion	9/20	12/23
PAT-attempts	(39-39) 100%	(18-18) 100%
2-point conversion-attempts	(0-0) 0%	(1-2) 50%

Interceptions

Player	no.	yds	avg	td	lg
Kaleb Oliver	2	42	21.0	0	42
Upton Stout	2	54	27.0	1	34
Kahlef Hailassie	2	11	5.5	0	11
Juwuan Jones	1	38	38.0	1	38
A.J. Brathwaite, Jr.	1	0	0.0	0	0
Derrick Smith	1	0	0.0	0	0
B.J. Wagner	1	0	0.0	0	0
Darius Thomas	1	42	42.0	1	42
Total	11	187	17.0	3	42
Opponents	6	31	5.2	0	21



2022-23 Western Ky. Football Combined Team Statistics All games

Field Goals

Player	fg	pct.	01-19	20-29	30-39	40-49	50-99	lg	blk
Brayden Narveson	9-13	69.2	0-0	3-4	2-3	4-6	0-0	47	1
Opponents	12-12	100.0	0-0	0-0	7-7	4-4	1-1	51	0

Scoring

Player	td	fg	PAT						pts
			kick	rush	rcv	pass	dxp	saf	
Brayden Narveson	-	9-13	39-39	-	-	-	-	-	66
Austin Reed	7	-	-	-	-	-	-	-	42
Malachi Corley	6	-	-	-	-	-	-	-	36
Daewood Davis	5	-	-	-	-	-	-	-	30
Kye Robichaux	3	-	-	-	-	-	-	-	18
Davion Ervin-Poindexter	3	-	-	-	-	-	-	-	18
Michael Mathison	2	-	-	-	-	-	-	-	12
Joey Beljan	2	-	-	-	-	-	-	-	12
Dalvin Smith	2	-	-	-	-	-	-	-	12
Joshua Simon	2	-	-	-	-	-	-	-	12
Darius Thomas	1	-	-	-	-	-	-	-	6
L.T. Sanders	1	-	-	-	-	-	-	-	6
Upton Stout	1	-	-	-	-	-	-	-	6
Jaylen Hall	1	-	-	-	-	-	-	-	6
Aaron Key	1	-	-	-	-	-	-	-	6
Juwuan Jones	1	-	-	-	-	-	-	-	6
Easton Messer	1	-	-	-	-	-	-	-	6
Total	39	9-13	39-39	0	0	0	0	0	300
Opponents	20	12-12	18-18	0	1	1	0	0	176

Score by Periods

Team	1st	2nd	3rd	4th	OT	TOT
Western Ky.	42	114	58	86	0	300
Opponents	47	47	20	59	3	176

Punting

Player	no.	yds	avg	lg	tb	fc	i20	50+	blk
Tom Ellard	28	1190	42.5	64	0	10	11	4	0
Total	28	1190	42.5	64	0	10	11	4	0
Opponents	44	1956	44.5	72	3	19	19	11	0

Punt Returns

Player	no.	yds	avg	td	lg
Upton Stout	5	29	5.8	0	19
Jaylen Hall	4	54	13.5	0	26
Craig Burt, Jr.	1	0	0.0	0	0
Total	10	83	8.3	0	26
Opponents	6	47	7.8	0	33

Kick Returns

Player	no.	yds	avg	td	lg
Michael Mathison	8	173	21.6	0	38
Dalvin Smith	1	0	0.0	0	0
Total	9	173	19.2	0	38
Opponents	28	507	18.1	0	32

All Purpose

Player	g	rush	rcv	pr	kr	ir	total	avg/g
Daewood Davis	8	15	636	0	0	0	651	81.4
Malachi Corley	8	8	606	0	0	0	614	76.8
Kye Robichaux	7	458	74	0	0	0	532	76.0
Michael Mathison	8	6	346	0	173	0	525	65.6
Jaylen Hall	8	48	285	54	0	0	387	48.4
Davion Ervin-Poindexter	8	245	21	0	0	0	266	33.3
L.T. Sanders	4	193	0	0	0	0	193	48.3
Austin Reed	8	174	0	0	0	0	174	21.8
Joshua Simon	8	0	154	0	0	0	154	19.3
Jakairi Moses	7	106	22	0	0	0	128	18.3
Dalvin Smith	8	0	126	0	0	0	126	15.8
Joey Beljan	8	0	84	0	0	0	84	10.5
Upton Stout	8	0	0	29	0	54	83	10.4
Craig Burt, Jr.	4	0	70	0	0	0	70	17.5
K.D. Hutchinson	2	0	48	0	0	0	48	24.0
Easton Messer	1	0	44	0	0	0	44	44.0
Kaleb Oliver	8	0	0	0	0	42	42	5.3
Darius Thomas	5	0	0	0	0	42	42	8.4
Juwuan Jones	8	0	0	0	0	38	38	4.8
Denzil Alleyne	7	0	13	0	0	0	13	1.9
Gunner Britton	8	0	12	0	0	0	12	1.5
Kahlef Hailassie	8	0	0	0	0	11	11	1.4
Darius Ocean	2	-4	0	0	0	0	-4	-2.0
Total	8	1235	2541	83	173	187	4219	527.4
Opponents	8	1071	1793	47	507	31	3449	431.1

Total Offense

Player	g	plays	rush	pass	total	avg/g
Austin Reed	8	383	174	2444	2618	327.3
Kye Robichaux	7	68	458	0	458	65.4
Davion Ervin-Poindexter	8	68	245	0	245	30.6
L.T. Sanders	4	21	193	0	193	48.3
Jakairi Moses	7	18	106	0	106	15.1
Darius Ocean	2	11	-4	72	68	34.0
Jaylen Hall	8	3	48	0	48	6.0
Caden Veltkamp	1	4	0	25	25	25.0
Daewood Davis	8	1	15	0	15	1.9
Malachi Corley	8	3	8	0	8	1.0
Michael Mathison	8	1	6	0	6	0.8
Total	8	589	1235	2541	3776	472.0
Opponents	8	591	1071	1793	2864	358.0

Team Defense

#	Player	gp	Tackles				tfl/yds	Sacks	Pass defense			Fumbles		blkd	
			ua	a	tot	tot			no-yds	int-yds	brup	qbh	fr-yds	ff	kick
3	JaQués Evans	8	41	21	62	6.5-34	4.5-31	.	3	2	1-29	.	.	.	
24	Derrick Smith	8	36	17	53	5-21	3-18	1-0	1	.	1-0	1	.	.	



2022-23 Western Ky. Football
 Combined Team Statistics
 All games

##	Player	gp	Tackles				tfl/yds	Sacks	Pass defense			Fumbles		blkd	
			ua	a	tot	no-yds		int-yds	brup	qbh	fr-yds	ff	kick	saf	
12	Kahlef Hailassie	8	33	15	48	8-32	3-16	2-11	8	1	1-0	2	.	.	
20	Kaleb Oliver	8	21	15	36	0.5-1	.	2-42	1	1	
23	Will Ignont	8	19	14	33	0.5-2	.	.	2	
34	Juwuan Jones	8	13	17	30	3-7	1.5-3	1-38	.	2	1-0	.	.	.	
1	Jaden Hunter	8	18	10	28	2.5-11	1-8	
11	Talique Allen	8	15	12	27	.	.	.	1	1	1-0	2	.	.	
21	Upton Stout	8	17	6	23	.	.	2-54	1	
0	Lorenzo Hernandez	8	8	12	20	1.5-6	0.5-5	.	.	4	
16	Kendrick Simpkins	6	12	8	20	.	.	.	2	
99	Brodrick Martin	8	8	9	17	1.5-5	1.5-5	.	1	3	.	1	.	.	
9	Dominique Bradshaw	7	11	4	15	1.5-2	.	.	1	
13	Terrion Thompson	8	6	8	14	3-8	1-5	.	.	2	
5	Rome Weber	7	8	6	14	.	.	.	2	
14	Davion Williams	8	7	5	12	.	.	.	4	.	1-0	.	.	.	
18	C.J. Jones	8	9	2	11	3-11	.	.	1	2	.	1	.	.	
40	B.J. Wagner	5	4	7	11	1-2	.	1-0	.	.	1-0	.	.	.	
48	Niko Cooper	8	8	2	10	1	.	.	
44	Dareon Goodrum	7	6	3	9	
35	Mike Allen	8	4	5	9	1-1	0.5-0	.	.	5	
97	Darius Shipp	8	5	4	9	1-1	.	.	.	3	
25	Bryson Washington	8	5	3	8	
2	A.J. Brathwaite, Jr.	5	5	2	7	1-1	.	1-0	
22	Darius Thomas	5	3	3	6	.	.	1-42	
15	Aaron Key	8	4	2	6	2.5-25	1.5-21	.	.	.	2-50	1	.	.	
31	Anthony Brackenridge	7	1	4	5	
19	Virgil Marshall	3	3	2	5	.	.	.	1	
7	Tre Shaw	7	3	2	5	
46	Cory Munson	8	3	1	4	
92	Marcus Patterson	3	2	1	3	
4	Michael Mathison	8	1	2	3	
58	Matthew Flint	5	1	1	2	1-5	.	.	.	
26	Amaari Smith	1	1	1	2	
55	Dante Walker	2	1	1	2	
95	Deante McCray	2	1	1	2	1-3	
8	Kye Robichaux	7	1	.	1	
0	Jaylen Hall	8	.	1	1	
5	Dakota Thomas	4	.	1	1	
29	Dezmion Roberson	2	.	1	1	
37	Maximus Pulley	5	1	.	1	
17	Dalvin Smith	8	1	.	1	
47	Tom Ellard	8	1	.	1	
89	Joey Beljan	8	.	1	1	



2022-23 Western Ky. Football
Combined Team Statistics
All games

Page 4/4
as of Oct 24, 2022

##	Player	gp	Tackles				Sacks	Pass defense			Fumbles	blkd		
			ua	a	tot	tfl/yds	no-yds	int-yds	brup	qbh	fr-yds	ff	kick	saf
44	Brayden Narveson	8
Totals		8	349	232	581	44-173	18-112	11-187	29	26	10-84	9	0	0
Opponents		8	343	178	521	32-123	9-51	6-31	45	11	7-0	5	1	0