

# 2025 McNeese Football Record Book



*He's Back!!!!!!*

**Matt Viator, McNeese's all-time winningest coach, returns to lead the Cowboys' program**

**Quick Facts****UNIVERSITY INFORMATION**

School: McNeese State University  
 Location: Lake Charles, Louisiana  
 Enrollment: 6,693  
 Founded: 1939  
 President: Dr. Wade Rouse  
 Vice President/Director of Athletics: Heath Schroyer  
 Deputy AD/Football Administrator: Matt Fontenot  
 Deputy AD/SWA: Bridget Martin  
 Nickname: Cowboys  
 Colors: Blue (287) and Gold (116)  
 Conference: Southland  
 Joined Southland: 1972

**HEAD COACH**

Matt Viator (McNeese, 1986)  
 Years at McNeese: 18th | 11th as head coach and 1st since 2015  
 Record at McNeese: 78-33 (10 years)  
 Overall Record: 97-72 (15 years)  
 Southland Conference Record: 54-18 (10 years)  
 SLC Titles: 4 (2015, 2009, 2007, 2006)  
 FCS Playoff Appearances: 5 (2015, 2013, 2009, 2007, 2006)

**COACHING STAFF**

Offensive Coord./QB: Tyler Bolfing  
 Co-Offensive Coord./OL: Kyle Segler  
 Defensive Coord./LB: Tony Pecoraro  
 Special Teams Coord./RB: Thomas Reese  
 Safeties: Terence Cahee  
 Defensive Line: Chris Gistorb  
 Tight Ends: Mason Martin  
 Wide Receivers: Michael Smith  
 Cornerbacks: Jaden Sawyer  
 Linebackers: Mac Goode  
 Chief of Staff: Aaron Ingram | aingram1@mcneese.edu | 337-475-5235  
 Director of Equipment Operations: Matt Saucier | msaucier@mcneese.edu  
 Director of Football Technology: Raymond Donovan | msu-rdonovan@mcneese.edu

**STRENGTH AND CONDITIONING**

Mike Gardner - Director of Sports Performance  
 Brandon Dickman - Strength & Conditioning Assistant  
 James Weathers - Strength & Conditioning Assistant

**FOOTBALL INFORMATION**

First Year of Football: 1940  
 All-Time Record: 526-330-13 (81 seasons)  
 All-Time SLC Record: 206-120-7 (53 seasons)  
 First Season in SLC: 1972  
 SLC Championships: 14 (league record)  
 Division I Playoff Appearances: 16 (league record)  
 Playoff Record: 11-16  
 Division I Bowl Games: 3  
 Division I Bowl Record: 1-2  
 Consensus All-American Selections: 17  
 All-American Selections: 154  
 College Football Hall of Famers: 2 (Leonard Smith, R.C. Slocum)  
 First-Team All-SLC Selections: 213

**2024 SEASON IN REVIEW**

Overall Record: 6-6  
 SLC Record/Finish: 3-4/T-5th  
 Home: 4-1 / Away: 2-5

**SPORTS COMMUNICATIONS AND CREATIVE MEDIA**

Matthew Bonnette - Senior Associate AD for Sports Communications  
 Email: wbonnette@mcneese.edu  
 Cell: 337-263-4822  
 Pam LaFosse - Assistant Communications Director/FB Stats Coord.  
 Email: plafosse@mcneese.edu  
 Cell: 337-274-9981  
 Morgan Guidroz - Assistant Director Digital Marketing/Communications  
 Email: mguidroz2@mcneese.edu  
 Cell: 337-591-3036  
 Kamden Holland - Director of Broadcasting  
 Email: kholland2@mcneese.edu  
 Cell: 713-703-9097  
 Phillip Mitchell Jr. - Assistant AD for Creative Media  
 Leighton Chamblee - Digital Media Student Assistant

**SPORTS MEDICINE**

Hunter Martin - Associate AD for Sports Medicine (Football)  
 Email: hmartin@mcneese.edu  
 Phone: 337-562-4699  
 Joshua Paul - Senior Assistant Athletic Trainer (Baseball)  
 Jessica Ringo - Associate Athletic Trainer (Indoor/Beach Volleyball)  
 Dakota Loosemore - Associate Athletic Trainer (Football)  
 Steve Everett - Assistant Athletic Trainer (Softball)  
 Tiffani Frizzell - Assistant Athletic Trainer (Women's Basketball)  
 Sarah Jane Walley - Assistant Athletic Trainer (Softball)  
 Javiera Gonzalez - Assistant Athletic Trainer (Soccer, Tennis)  
 Dr. Errol Wilder - Team Physician  
 Dr. Geoffrey Collins - Team Orthopedic Surgeon  
 Dr. James Jackson - Team Orthopedic Surgeon  
 Dr. Brian Harrell - Internal Medicine  
 Dr. Mike Branch - Team Chiropractor



# MATT VIATOR

## McNeese's 14th & 19th Head Coach



## THE RETURN OF A COWBOY FOOTBALL LEGEND

Last December, McNeese Vice President and Director of Athletics Heath Schroyer announced the hiring of Cowboy Football legend and Hall of Fame coach Matt Viator to return as the head coach for the Cowboys, a position he held from 2006-2015 and recorded a school record 78 wins, four Southland Conference titles, and five playoff appearances.

He was selected Southland Conference Coach of the Year on three occasions. Viator also was named a finalist for National Coach of the Year honors three times.

During his tenure as head coach, McNeese averaged nearly eight wins per season and never finished with a losing record. His 78 wins are tied with Bobby Keasler for the most in program history. Viator produced an impressive 54-18 record (.750) in Southland Conference games during his 10 seasons, and his 54 league wins are the most in SLC history.

In 2015, Viator led the Cowboys to a 10-0 regular-season record and an appearance in the second round of the FCS Playoffs against Sam Houston State. It marked the fifth time in McNeese history that a team had posted a perfect regular-season record and the fifth time a squad had produced double-figure wins in a season. Viator, who led the Cowboys to a perfect 9-0 record in Southland Conference play, was named the league's Coach of the Year. He also was a finalist for both the Eddie Robinson and STATS FCS National Coach of the Year awards.

A total of 13 McNeese players were named All-Southland following the conclusion of the 2015 regular season. During his tenure in Lake Charles, Louisiana, Viator had a total of 97 players earn All-Southland accolades, including 53 named first-team all-conference selections.

The three-time Southland Conference Coach of the Year helped develop three SLC Players of the Year, two SLC Offensive Players of the Year, two SLC Defensive Players of the Year, one SLC Offensive Lineman of the Year, one SLC Newcomer of the Year, and two SLC Freshmen of the Year. Viator also had a total of 28 student-athletes earn All-Academic honors from the Southland Conference and five earn Academic All-America recognition.

McNeese nearly pulled off a monumental upset in the 2014 season opener at No. 19 Nebraska, but the Cowboys fell just short as Ameer Abdullah scored on a 58-yard touchdown reception with 20 seconds to play in a 31-24 Cornhusker win. The 70,000-plus in attendance gave a standing ovation to the visiting team.

The 2013 season saw the Cowboys post their second 10-win regular season under Viator at the time, eighth in school history, when they finished 10-3, including a 6-1 record in the conference. And for the second consecutive year, McNeese defeated an FBS opponent when it clobbered South Florida, 53-21. It was the first-ever win for McNeese over a BCS conference opponent. That win set a NCAA record as well as the 53 points scored by the Cowboys were the most-ever scored by an FCS team over a BCS team while the 32-point margin of victory also was an NCAA record.

His teams were ranked in the Top 25 in six of the last eight seasons and climbed to as high as No. 4 in the national polls for a couple weeks late in the 2013 campaign.

His offenses led the league in scoring five times, and in 2013, McNeese set school single-season records for total points scored (520) and ended the regular season ranked No. 4 in the nation in scoring offense, averaging a league-best 42.5 points per game. The Cowboys also set a school single-season record by scoring 50 or more points in five games.

Viator took over head-coaching duties four games into the 2006 season and led the Cowboys to a 7-5 record as they captured the Southland Conference title and appeared in the FCS Playoffs. He served as the team's linebacker coach in 1999 before assuming offensive coordinator duties in 2000.

Viator launched his coaching career at the high school level, first as an assistant coach for two seasons at Sam Houston High School from 1986-88. He spent 10 seasons as a high school head coach, including stops at Vinton (13-9 record from 1989-90), Jennings (38-12 from 1991-94) and Sulphur (30-16 from 1995-98). Viator won nearly 70 percent (81-37) of his games as a high school head coach, winning one state championship and five league titles while averaging more than eight wins per season. He was twice named Louisiana High School Coach of the Year (1992 and 1998).

His late father Nolan Viator was a three-time letterman (1959-61) at quarterback and two-time captain (1960-61) at McNeese. As a senior in 1961, he was named team MVP after leading the Cowboys to a 7-2 record and the Gulf States Conference Championship. Nolan, who later served as the backfield coach for the Cowboys for five seasons from 1982-86, was inducted into McNeese Hall of Fame in 1998.

Viator and his wife Schantel are both McNeese graduates.

### VIATOR McNEESE FAST FACTS

- 2006, 2007, 2015 SLC Coach of the Year.
- 2006, 2015 Louisiana Coach of the Year.
- 2006, 2007, 2015 FCS National Coach of the Year Finalist.
- 78-33 won-loss record during previous stint, tying with Bobby Keasler as most wins in school history.
- 78 overall victories tied as 3rd-most in Southland Conference history.
- 54-18 all-time Southland Conference record.
- .703 winning percentage 7th-best all-time in Southland Conference.
- .750 SLC winning percentage No. 3 all-time in league history.
- 54 SLC wins are a conference record.
- 2 Undefeated Regular Seasons (2006, 2015).
- Ranked in FCS Top 25 poll in 91 of a total of 110 weeks and received votes in 17 of the other 19 weeks.
- Ranked in the Top 10 in 42 weeks and the Top 5 in 12 weeks.
- Highest ranking was No. 2 in the final two weeks of the 2-15 season.
- Coached 36 All-American selections.
- 135 All-Southland Conference selections.
- 54 All-SLC 1st Team selections.
- 46 All-Louisiana selections.
- Coached the 2006, 2007 and 2009 SLC Player of the Year.
- 2008 and '13 SLC Offensive Player of the Year.
- 2008 and '15 SLC Defensive Player of the Year.
- 2010 SLC Newcomer of the Year.
- 2015 Louisiana Defensive Player of the Year.
- 2009 Louisiana Offensive Player of the Year.
- 2009 Louisiana Newcomer of the Year.
- Won 10 or more games in three of his 10 seasons and never had a losing season.
- Averaged over 8 wins a year.
- A 2021 McNeese Hall of Fame Inductee.



# McNEESE FOOTBALL



14 SLC Championships • 16 FCS Playoff Appearances • 2-Time National Runner-Up (1997, 2002)  
17 Consensus All-Americans • 153 All-American Selections • 2 College Football Hall of Famers

## V FORMATION SET TO RETURN

Ten years after guiding McNeese to its 14th Southland Conference championship and 16th FCS playoff appearance before leaving for the FBS ranks, Matt Viator returns as head coach with a mission to bring a once dominant program back to the top.

In his previous stint with the Cowboys from 2006-15, Viator compiled an overall record of 78-33, tying Bobby Keasler for the most wins in school history.

In those 10 seasons, his teams ranked in the Top 25 polls in 91 out of a possible 110 regular season weeks and in the top 10 a total of 40 weeks. His teams were ranked in the top 25 every week in 2007, 2008, 2009, 2014 and 2015.

## MEDIA DAY COWBOYS

### MASEY LEWIS | DE | 6-4 | 278 | RS JUNIOR | BREAUX BRIDGE, LOUISIANA

2024 (Redshirt Sophomore Season):

- Action in all 12 games with six starts.
- Recorded 23 tackles, two sacks, 5.5 tackles for a loss, three QB hurries and a pass break-up.
- Tied for second on the team in tackles for loss (5.5).
- Season-high four tackles at HCU (Oct. 5).
- Recorded his sack at Tarleton in the season opener (Aug. 24).

### WILL BRESSI | OL | 6-6 | 331 | SENIOR | FORNEY, TEXAS

2024 (Junior Season):

- Played in 11 games, starting 10 including the final eight.
- Third on the team with 662 snaps taken.
- Played 100% of the snaps in each of the final seven games.

## 2025 SCHEDULE

Date	Opponent	Time	Series
8/30	Louisiana Christian	6:00	McN 15-2
9/6	at Louisiana-Lafayette	7:00	McN 20-16-2
9/13	Weber State	6:00	McN 4-1
9/20	at Utah State	TBA	First Meeting
9/27	*at Stephen F. Austin	7:00	McN 23-15-2
10/4	*Southeastern	6:00	Tied 25-25
10/18	*HCU	6:00	McN 5-2
10/25	*at Nicholls	3:00	McN 32-16
11/1	*Northwestern State	6:00	McN 51-22-1
11/8	*at East Texas A&M	4:00	ETAM 3-2
11/15	*UTRGV	6:00	First Meeting
11/22	*at Lamar	3:00	McN 29-17-1

## COACHING STAFF

Head Coach	Matt Viator	Offensive Coord./QB	Tyler Bolfling
Alma Mater	McNeese, 1986	Co-Offensive Coord./OL	Kyle Segler
Years at McNeese	18th/11th as head coach	Defensive Coord./LB	Tony Pecoraro
Record at McNeese/Years	78-33/10	Special Teams Coord./RB	Thomas Reese
Overall HC Record/Years	97-72/15	Safeties	Terence Cahee
SLC Record/Years	54-18/10	Defensive Line	Chris Gistorb
SLC Titles	4 (2015, 2009, 2007, 2006)	Tight Ends	Mason Martin
FCS Playoff Appearances	5	Wide Receivers	Michael Smith
	(2015, 2013, 2009, 2007, 2006)	Cornerbacks	Jaden Sawyer
vs. FBS at McNeese	3-6	Linebackers	Mac Goode



## 2025 Numerical Roster

No.	Name	Pos.	Yr.	Ht.	Wt.	Hometown	High School/Previous School
0	Jessie Campbell III	WR	Sr.	6-1	182	Chula Vista, Calif.	Mater Dei Catholic HS/Southern Utah/Riverside CC
0	Jermaine Hargraves	S	Jr.	6-2	185	Richmond, Calif.	El Cerrito HS/College of San Mateo
1	Ryan Robinson	CB	So.	5-11	185	New Orleans, La.	Edna Karr HS/LSU/Iowa State
1	Kameran Senegal	WR	Jr.	5-9	160	Zachary, La.	Zachary HS
2	Maurquel Price	DB	Sr.	6-1	186	Thibodaux, La.	Thibodaux HS/Nicholls
2	Bryce Strong	RB	Sr.	5-10	171	Ontario, Calif.	Colony HS/Riverside City College
3	Jonathan Harris	WR	5th	6-0	175	Hattiesburg, Miss.	Petal HS/Mississippi Gulf Coast CC
3	Safir Stills-Bey	CB	Fr.	6-2	180	Oakland, Calif.	Oakland Tech HS/Diablo Valley College
4	Mason Edwards	CB	Jr.	6-2	175	Denham Springs, La.	Denham Springs/HS Utah State
4	Jake Strong	QB	So.	6-2	215	Justin, Texas	Northwest HS/Texas Tech
5	Javon Davis	DB	Sr.	6-0	180	River Ridge, La.	John Curtis Christian HS
5	Josh Jackson	WR	Fr.	6-2	205	New Orleans, La.	St. Augustine HS/UAB
6	Curtis "CJ" Deville	WR	R-So.	6-2	204	Kinder, La.	Iowa HS/Purdue
6	Emauri Sibley	LB	Jr.	6-0	215	Zachary, La.	Zachary HS /South Alabama
7	Tre'Vonte Citizen	RB	R-So.	6-2	223	Lake Charles, La.	Lake Charles College Prep/University of Miami
7	Johnquai Lewis	DB	Sr.	6-2	180	Hialeah, Fla.	Champagnat Catholic HS/Kansas
8	Makhi Paris	WR	So.	6-2	181	New Orleans, La.	Edna Karr HS
8	Myles Winslow	DL	Jr.	6-3	283	Orlando, Fla.	Tohopekaliga HS/Georgia Southern
9	Jamaal Levi	WR	R-So.	5-7	155	Lake Charles, La.	Barbe HS
9	A'Ron Thomas	DE	So.	6-2	230	Zachary, La.	Zachary HS/Tulane
10	Jared Quenga	S	Jr.	5-10	180	Elk Grove, Calif.	Cosumnes Oaks HS/American River College
10	Kevin Rideau	WR	Fr.	6-2	180	Westlake, La.	Westlake HS
11	TJ Hullaby	WR	Fr.	5-10	170	Alexandria, La.	Peabody HS
11	Cody Smith	DB	R-Fr.	6-2	197	Baker, La.	Zachary HS
12	Brandon Jones	DB	Fr.	5-10	175	Houston, Texas	Summer Creek HS
12	Matthew McCallister	WR	Jr.	6-0	194	West Monroe, La.	West Monroe HS/Louisiana Tech
13	Crajaun Bennett	DB	Sr.	5-11	166	Iowa, La.	Iowa HS
13	Trevon Bradford	TE	Fr.	6-7	230	Monroe, La.	Ouachita Parish HS/Northwestern State
14	Shoes Brinkley	DB	R-Jr.	5-9	193	Philadelphia, Pa.	Mater Dei (Calif.)/East L.A. College/Delaware
14	Caden DiBetta	QB	Fr.	6-2	205	Lafayette, La.	Acadiana HS
15	Alex Flores	QB	Jr.	6-2	211	La Mirada, Calif.	La Mirada HS/Mt. SAC
16	Cohen Charles	CB	Fr.	6-0	170	Iowa, La.	Iowa HS
16	Gavin Stout	QB	Fr.	6-0	190	Moss Bluff, La.	Sam Houston HS
17	Landon Barrett	LB	Jr.	6-0	215	Tallahassee, Fla.	FAMU DRS/Coffeyville College
17	Lynkon Romero	TE	R-Fr.	6-3	210	Erath, La.	Erath HS
18	Trey Echols	WR	Sr.	6-1	182	Shawnee Mission, Kan.	Shawnee Mission East/Hutchinson CC/Kent State
18	Masey Lewis	DE	R-Jr.	6-4	278	Breaux Bridge, La.	Lafayette Christian Academy
18	Carson Sanford	QB	R-Fr.	6-2	182	Lake Charles, La.	Barbe HS
19	Cejae Ceasar	DB	Sr.	6-1	205	Iowa, La.	Iowa HS/Louisiana-Lafayette
19	Devin Lippold	QB	R-Fr.	6-3	241	Houston, Texas	Clear Lake HS
20	Coleby Hamm	RB	Sr.	5-10	218	Spring, Texas	Klein HS/Air Force/Tyler JC
20	Blake Sylvester	DB	So.	6-0	198	Lafayette, La.	Ascension Episcopal HS
21	Jackson Anders	LB	So.	6-2	220	Round Rock, Texas	Round Rock HS
21	Logan Mauldin	TE	Sr.	6-4	222	Charlotte, N.C.	Myers Park HS/Coastal Carolina
22	Marquez Davis	RB	Fr.	5-11	190	Humble, Texas	Kingwood HS
22	Kylin Smith	DB	Fr.	5-10	160	Edgard, La.	West St. John HS
23	Peyton Lemaire	LB	Jr.	6-3	210	Sulphur, La.	Sulphur HS
24	Jelani Chevalier	DB	So.	5-9	166	Port Arthur, Texas	Port Arthur HS
25	Morris Taylor	DB	Fr.	6-1	185	Houston, Texas	North Shore HS
25	Jaylen Thompson	RB	Jr.	5-11	200	Fallbrook, Calif.	Bishop Alemany HS/Ventura College
26	Drew Bailey	RB	Fr.	5-9	185	Lake Charles, La.	Sam Houston HS
27	Kenyatta Fleet	CB	Fr.	6-2	190	Hammond, La.	Hammond HS
27	Simeon Jones	WR	R-So.	6-1	188	Lafayette, La.	Lafayette HS
28	Pierson Parent	LS	So.	5-8	180	Prairieville, La.	Dutchtown HS
29	Collin Fabacher	RB	Fr.	5-11	190	Lafayette, La.	La Vernia HS/Southside HS



## 2022 Numerical Roster

No.	Name	Pos.	Yr.	Ht.	Wt.	Hometown	High School/Previous School
30	Deaglan Camron	K	Jr.	5-8	151	Fort Myers, Fla.	Bishop Verot HS/Mount Union
30	Kandyn Cordova	DB	R-So.	5-10	175	Lake Charles, La.	Barbe HS
31	Eric Beloney	DB	R-Fr.	5-8	155	Lake Charles, La.	Lake Charles College Prep
32	Dominick Bjodstrup	K/P	R-So.	5-8	166	Greenfield, Wisc.	Greenfield HS
33	Sandy Lewis	OLB	R-Fr.	6-1	237	Lafayette, La.	Lafayette Christian Academy
33	Jaiden Mitchell	WR	Fr.	5-9	175	St. Martinville, La.	Catholic High New Iberia
34	Jordan Toaston	LB	Jr.	6-3	231	Baton Rouge, La.	Baton Rouge Catholic HS
35	Wyatt Fontenot	LB	R-Fr.	6-3	235	Lake Charles, La.	Sam Houston HS
36	Anthony Coleman	LB	Jr.	6-0	211	Gonzales, La.	East Ascension HS
37	Brycen LeBlanc	DB	Jr.	6-0	175	Iowa, La.	Iowa HS/Arkansas-Monticello
38	George Dixon	P	Fr.	6-2	210	Melbourne, Australia	CBC St. Kilda/Pro-Kick Australia
41	Tyronne Hayes	TE	Sr.	6-3	230	New Orleans, La.	Archbishop Rummel HS
42	Kesean Hines	LB	Fr.	6-2	230	Monroe, La.	Wossman HS
43	Jordan Allen	OLB	Jr.	6-5	225	Clarksdale, Miss.	Clarksdale HS/East Mississippi CC
44	Phillip Bradford	DL	R-So.	6-6	280	Monroe, La.	Ouachita Parish HS
47	Landon Daughdrill	K/P	R-Fr.	5-10	162	Lake Charles, La.	St. Louis Catholic HS
48	Trent Baker	LS	Fr.	6-2	210	Friendswood, Texas	Friendswood HS/Kentucky
50	Eric Aschenbeck	OL	Jr.	6-4	290	Brenham, Texas	Brenham HS/Blinn Junior College
51	Andre Roy Jr.	DE	Fr.	6-2	205	Cypress, Texas	Bridgeland HS
52	Sam Liu	OL	R-Fr.	6-3	318	Dallas, Texas by way of New Zealand	Parish Episcopal
56	Reagan Gill	OL	Jr.	6-4	312	Houston, Texas	Jersey Village HS/SMU
57	Travis Cedotal	OL	R-Fr.	6-3	288	Donaldsonville, La.	Ascension Catholic HS
61	Dawson Davis	OL	Fr.	6-1	275	Prairieville, La.	Dutchtown HS
62	Aaron Session	OL	Sr.	6-8	298	Katy, Texas	Morton Ranch HS/Yale
63	Carson Phelps	OL	Fr.	6-4	290	Orange, Texas	Little Cypress Mauriceville HS
65	Cooper Hughes	OL	Fr.	6-2	265	Lake Charles, La.	Barbe HS
66	Ian Carter	OL	Fr.	6-4	310	Fort Worth, Texas	North Crowley HS
68	JayIn Easton	OL	R-So.	6-5	287	Lake Charles, La.	Lake Charles College Prep
70	Arthur Avila	OL	So.	6-2	280	Upland, Calif.	Upland HS/Mt. SAC
71	Elijah Melendez	OL	Sr.	6-5	301	Navarre, Fla.	Navarre HS/Valdosta State
72	Zach Session	OL	So.	6-4	314	Katy, Texas	Morton Ranch HS/Sam Houston State University
74	Joseph Cryer	OL	Fr.	6-3	315	Natchitoches, La.	Many/NCHS/LSU/Southern Miss
75	Zane Hayman	OL	Jr.	6-4	300	La Porte, Texas	La Porte HS/UCA/East Texas A&M
77	Cody Brackeen	OL	Sr.	6-3	315	Springtown, Texas	Springtown HS/SW Baptist University
78	William Bressi	OL	Sr.	6-6	331	Forney, Texas	North Forney HS/SW Baptist University
79	Greg Knox	OL	Jr.	6-6	295	Pineville, La.	Peabody HS
80	Fabrizio Pinton	K/P	Sr.	6-3	230	The Woodlands, Texas	The Woodlands HS/Illinois
81	Tyler Goff	WR	R-So.	6-4	206	Lake Charles, La.	Barbe HS
83	Reed Boyd	TE	Jr.	6-1	245	Lake Charles, La.	Barbe HS
85	Jalen Wright	WR	So.	5-10	163	Zachary, La.	Zachary HS
86	Teshaun Ryals-Wilson	WR	R-Fr.	6-0	160	Jena, La.	Richard Montgomery HS
87	Ty Stout	WR	Fr.	6-0	175	Moss Bluff, La.	Sam Houston HS
88	Ikenna Nwobu	TE	Fr.	6-4	230	Houston, Texas	Paetow HS
89	Trey Tate	WR	Fr.	5-11	185	Lake Charles, La.	St. Louis Catholic HS
90	Keenan Landry	DT	Sr.	6-1	325	Jennings, La.	Jennings HS/Florida/Kent State
91	Welland Williams	DL	R-Sr.	6-1	284	Reserve, La.	East St. John HS
92	Carlos Sanders	DL	Jr.	6-2	307	Baton Rouge, La.	Southern Lab
93	Tony Gibson	DL	Sr.	6-0	308	Church Point, La.	Church Point HS/East Central CC
94	Carter Petry	DL	Fr.	6-3	240	Kaplan, La.	Kaplan HS
95	Roman Jenkins	DL	Fr.	6-6	230	Baton Rouge, La.	Liberty Magnet
96	Devwin Rankins Jr.	DL	Fr.	6-0	280	Lake Charles, La.	Hamilton Christian
97	Joshua Pontigo	LB	So.	6-2	248	Cooper City, Fla.	Cooper City HS
98	Mark Fielder	DT	R-So.	6-2	285	Denham Springs, La.	Woodlawn HS
99	Dominick Bolden	DL	Sr.	6-1	284	Round Rock, Texas	Cedar Ridge HS/Navarro College



2024 FINAL STATS

Team Results

	Date	Opponent		Score	Overall	Conf	Time	Attend
	08/24/2024	at Tarleton St.	L	23-26	0-1	0-0	3:29	18125
	08/31/2024	Southern U.	W	21-7	1-1	0-0	3:33	17040
	09/07/2024	at Texas A&M	L	10-52	1-2	0-0	3:01	92345
*	09/14/2024	SFA	W	28-24	2-2	1-0	3:21	8223
	09/21/2024	Alcorn	W	42-14	3-2	1-0	3:35	10252
	09/28/2024	at Weber St.	W	28-26	4-2	1-0	3:13	8941
*	10/05/2024	at Houston Christian	L	22-43	4-3	1-1	3:42	2232
*	10/19/2024	at UIW	L	17-30	4-4	1-2	3:32	1634
*	10/26/2024	at Nicholls	L	19-24	4-5	1-3	3:35	6593
*	11/02/2024	East Texas A&M	W	31-3	5-5	2-3	3:11	8584
*	11/16/2024	at Northwestern St.	W	35-3	6-5	3-3	2:55	7754
*	11/23/2024	Lamar University	L	24-26	6-6	3-4	3:41	7244

Rushing

Player	gp	att	gain	loss	net	avg	td	lg	avg/g
Joshon Barbie	12	149	845	14	831	5.6	8	69	69.3
Bryce Strong	9	47	390	2	388	8.3	5	78	43.1
Clifton McDowell	6	71	406	36	370	5.2	6	36	61.7
D'Angelo Durham	9	54	240	8	232	4.3	3	27	25.8
Coleby Hamm	8	46	202	3	199	4.3	1	19	24.9
Kamden Sixkiller	10	48	247	106	141	2.9	1	24	14.1
TreVonte' Citizen	6	30	120	13	107	3.6	0	26	17.8
Devin Lippold	3	5	33	1	32	6.4	2	17	10.7
Jamaal Levi	11	3	26	0	26	8.7	0	17	2.4
Jaylen Thompson	2	7	29	3	26	3.7	0	12	13.0
Jonathan Harris	12	1	2	0	2	2.0	0	2	0.2
Alex Flores	4	7	15	24	-9	-1.3	0	6	-2.3
Team	12	11	0	45	-45	-4.1	0	0	-3.8
<b>Total</b>	<b>12</b>	<b>479</b>	<b>2555</b>	<b>255</b>	<b>2300</b>	<b>4.8</b>	<b>26</b>	<b>78</b>	<b>191.7</b>
<b>Opponents</b>	<b>12</b>	<b>500</b>	<b>2716</b>	<b>261</b>	<b>2455</b>	<b>4.9</b>	<b>17</b>	<b>66</b>	<b>204.6</b>

Passing

Player	gp	effic	comp-att-int	pct	yds	td	lg	avg/g
Kamden Sixkiller	10	100.5	85-160-6	53.1	928	3	39	92.8
Clifton McDowell	6	146.3	63-113-3	55.8	1054	6	80	175.7
Alex Flores	4	127.3	34-51-2	66.7	337	2	38	84.3
Jamaal Levi	11	640.0	1-1-0	100.0	25	1	25	2.3
<b>Total</b>	<b>12</b>	<b>122.3</b>	<b>183-325-11</b>	<b>56.3</b>	<b>2344</b>	<b>12</b>	<b>80</b>	<b>195.3</b>
<b>Opponents</b>	<b>12</b>	<b>106.1</b>	<b>178-365-9</b>	<b>48.8</b>	<b>2115</b>	<b>15</b>	<b>61</b>	<b>176.3</b>

Receiving

Player	gp	no.	yds	avg	td	lg	avg/g
Jer'Michael Carter	12	37	537	14.5	3	36	44.8
Kameran Senegal	12	23	295	12.8	1	50	24.6
Jonathan Harris	12	21	325	15.5	1	61	27.1
Jessie Campbell	12	20	263	13.2	1	39	21.9
Logan Mauldin	12	15	167	11.1	1	38	13.9
Joshon Barbie	12	13	83	6.4	1	25	6.9
Curtis Deville Jr.	9	8	106	13.3	0	22	11.8
D'Angelo Durham	9	7	56	8.0	0	13	6.2
Jihad Marks	9	7	123	17.6	1	54	13.7
Bryce Strong	9	7	57	8.1	0	27	6.3
Jamaal Levi	11	6	125	20.8	1	43	11.4
Matthew McCallister	12	5	112	22.4	1	80	9.3
Tyrone Hayes	10	3	31	10.3	0	19	3.1
Coleby Hamm	8	3	24	8.0	0	12	3.0
Cory O'Bryant	10	3	40	13.3	0	27	4.0
TreVonte' Citizen	6	2	9	4.5	0	5	1.5
Reed Boyd	11	2	8	4.0	0	5	0.7
Jalen Wright	7	1	10	10.0	1	10	1.4
<b>Total</b>	<b>12</b>	<b>183</b>	<b>2371</b>	<b>13.0</b>	<b>12</b>	<b>80</b>	<b>197.6</b>
<b>Opponents</b>	<b>12</b>	<b>178</b>	<b>2115</b>	<b>11.9</b>	<b>15</b>	<b>61</b>	<b>176.3</b>

Punt Returns

Player	no.	yds	avg	td	lg
Matthew McCallister	11	42	3.8	0	13
Jaylen Jackson	0	0	0.0	1	0
AJ Thomas	1	0	0.0	0	0
<b>Total</b>	<b>12</b>	<b>42</b>	<b>3.5</b>	<b>1</b>	<b>13</b>
<b>Opponents</b>	<b>18</b>	<b>227</b>	<b>12.6</b>	<b>0</b>	<b>32</b>

Interceptions

Player	no.	yds	avg	td	lg
Thomas Miles	2	-1	-0.5	0	0
Boogsie Silvera	2	18	9.0	0	18
Johnquai Lewis	1	9	9.0	0	9
Micah Davey	1	0	0.0	0	0
Yusef Leak	1	0	0.0	0	0
Tristan Driggers	1	0	0.0	0	0
Jake Held	1	15	15.0	0	15
<b>Total</b>	<b>9</b>	<b>41</b>	<b>4.6</b>	<b>0</b>	<b>18</b>
<b>Opponents</b>	<b>11</b>	<b>75</b>	<b>6.8</b>	<b>0</b>	<b>24</b>

Kick Returns

Player	no.	yds	avg	td	lg
Jamaal Levi	14	266	19.0	0	39
Kameran Senegal	2	24	12.0	0	15
Logan Mauldin	1	0	0.0	0	0
Phillip Bradford	1	0	0.0	0	0
Cory O'Bryant	1	19	19.0	0	19
<b>Total</b>	<b>19</b>	<b>309</b>	<b>16.3</b>	<b>0</b>	<b>39</b>
<b>Opponents</b>	<b>23</b>	<b>549</b>	<b>23.9</b>	<b>0</b>	<b>59</b>

Fumbles Recovered

Player	no.	yds	avg	td	lg
Johnquai Lewis	1	0	0.0	0	0
Tristan Driggers	1	0	0.0	0	0
Peyton Lemaire	1	0	0.0	0	0
Boogsie Silvera	1	0	0.0	0	0
Yusef Leak	2	-6	-3.0	0	0
<b>Total</b>	<b>7</b>	<b>-6</b>	<b>-0.9</b>	<b>0</b>	<b>0</b>
<b>Opponents</b>	<b>13</b>	<b>-33</b>	<b>-2.5</b>	<b>1</b>	<b>20</b>



2024 FINAL STATS

Scoring

Player	td	fg	PAT				dxp	saf	pts
			kick	rush	rcv	pass			
Tyler Larco	-	10-13	35-36	-	-	-	-	-	65
Joshon Barbie	9	-	-	-	-	-	-	-	54
Clifton McDowell	6	-	-	-	-	-	-	-	36
Bryce Strong	5	-	-	-	-	-	-	-	30
D'Angelo Durham	3	-	-	-	-	-	-	-	18
Jer'Michael Carter	3	-	-	-	-	-	-	-	18
Devin Lippold	2	-	-	-	-	-	-	-	12
Jaylen Jackson	1	-	-	-	-	-	-	-	6
Logan Mauldin	1	-	-	-	-	-	-	-	6
Jessie Campbell	1	-	-	-	-	-	-	-	6
Matthew McCallister	1	-	-	-	-	-	-	-	6
Kameran Senegal	1	-	-	-	-	-	-	-	6
Coleby Hamm	1	-	-	-	-	-	-	-	6
Jonathan Harris	1	-	-	-	-	-	-	-	6
Jamaal Levi	1	-	-	-	-	-	-	-	6
Jihad Marks	1	-	-	-	-	-	-	-	6
Kamden Sixkiller	1	-	-	-	-	-	-	-	6
Jalen Wright	1	-	-	-	-	-	-	-	6
Deaglan Camron	-	-	1-1	-	-	-	-	-	1
<b>Total</b>	<b>39</b>	<b>10-13</b>	<b>36-37</b>	<b>0</b>	<b>0</b>	<b>0</b>	<b>0</b>	<b>0</b>	<b>300</b>
<b>Opponents</b>	<b>33</b>	<b>17-23</b>	<b>27-28</b>	<b>0</b>	<b>0</b>	<b>0</b>	<b>0</b>	<b>1</b>	<b>278</b>

Field Goals

Player	fg	pct.	01-19	20-29	30-39	40-49	50-99	lg	blk
Tyler Larco	10-13	76.9	1-1	5-5	3-4	1-3	0-0	47	0
<b>Opponents</b>	<b>17-23</b>	<b>73.9</b>	<b>0-0</b>	<b>9-11</b>	<b>4-6</b>	<b>3-5</b>	<b>1-1</b>	<b>53</b>	<b>1</b>

FG Sequence

Team Name	McNeese	Opponents
Texas A&M	(26)	(42)
Tarleton St.	(36),44	(53),(34),46,28
Southern U.	39	31
SFA	42	(31)
Houston Christian	(23),(28),(35)	(27),(45),(29),(20),(29)
UIW	(35)	37,(26),(30),(28)
Nicholls	(47),(26)	(41)
East Texas A&M	(18)	(28),41
Lamar University	(23)	(35),(25)
Weber St.		26
Northwestern St.		(25)

Numbers in (parentheses) indicate field goal was made

Total Offense

Player	g	plays	rush	pass	total	avg/g
Clifton McDowell	6	184	370	1054	1424	237.3
Kamden Sixkiller	10	208	141	928	1069	106.9
Joshon Barbie	12	149	831	0	831	69.3
Bryce Strong	9	47	388	0	388	43.1
Alex Flores	4	58	-9	337	328	82.0
D'Angelo Durham	9	54	232	0	232	25.8
Coleby Hamm	8	46	199	0	199	24.9
TreVonte' Citizen	6	30	107	0	107	17.8
Jamaal Levi	11	4	26	25	51	4.6
Devin Lippold	3	5	32	0	32	10.7
Jaylen Thompson	2	7	26	0	26	13.0
Jonathan Harris	12	1	2	0	2	0.2
Team	12	0	-45	0	-45	-3.8
<b>Total</b>	<b>12</b>	<b>804</b>	<b>2300</b>	<b>2344</b>	<b>4644</b>	<b>387.0</b>
<b>Opponents</b>	<b>12</b>	<b>865</b>	<b>2455</b>	<b>2115</b>	<b>4570</b>	<b>380.8</b>

Punting

Player	no.	yds	avg	lg	tb	fc	i20	50+	blk
Finn Lappin	61	2811	46.1	68	8	21	19	21	0
<b>Total</b>	<b>61</b>	<b>2811</b>	<b>46.1</b>	<b>68</b>	<b>8</b>	<b>21</b>	<b>19</b>	<b>21</b>	<b>0</b>
<b>Opponents</b>	<b>61</b>	<b>2275</b>	<b>37.3</b>	<b>56</b>	<b>4</b>	<b>26</b>	<b>17</b>	<b>7</b>	<b>2</b>

Kickoffs

Player	no.	yds	avg	tb	ob	retn	net	ydln
Tyler Larco	57	3472	60.9	28	2			
Finn Lappin	1	60	60.0	0	1			
<b>Total</b>	<b>58</b>	<b>3532</b>	<b>60.9</b>	<b>28</b>	<b>3</b>	<b>23</b>	<b>37.3</b>	<b>27</b>
<b>Opponents</b>	<b>60</b>	<b>3644</b>	<b>60.7</b>	<b>30</b>	<b>1</b>	<b>18</b>	<b>39.7</b>	<b>25</b>

All Purpose

Player	g	rush	rcv	pr	kr	ir	total	avg/g
Joshon Barbie	12	831	83	0	0	0	914	76.2
Jer'Michael Carter	12	0	537	0	0	0	537	44.8
Bryce Strong	9	388	57	0	0	0	445	49.4
Jamaal Levi	11	26	125	0	266	0	417	37.9
Clifton McDowell	6	370	0	0	0	0	370	61.7
Jonathan Harris	12	2	325	0	0	0	327	27.3
Kameran Senegal	12	0	295	0	24	0	319	26.6
D'Angelo Durham	9	232	56	0	0	0	288	32.0
Jessie Campbell	12	0	263	0	0	0	263	21.9
Coleby Hamm	8	199	24	0	0	0	223	27.9
Logan Mauldin	12	0	167	0	0	0	167	13.9
Matthew McCallister	12	0	112	42	0	0	154	12.8
Kamden Sixkiller	10	141	0	0	0	0	141	14.1
Jihad Marks	9	0	123	0	0	0	123	13.7
TreVonte' Citizen	6	107	9	0	0	0	116	19.3
Curtis Deville Jr.	9	0	106	0	0	0	106	11.8
Cory O'Bryant	10	0	40	0	19	0	59	5.9
Devin Lippold	3	32	0	0	0	0	32	10.7
Tyrone Hayes	10	0	31	0	0	0	31	3.1
Jaylen Thompson	2	26	0	0	0	0	26	13.0
Boosie Silvera	11	0	0	0	0	18	18	1.6
Jake Held	12	0	0	0	0	15	15	1.3
Jalen Wright	7	0	10	0	0	0	10	1.4
Johnquai Lewis	11	0	0	0	0	9	9	0.8
Reed Boyd	11	0	8	0	0	0	8	0.7
Thomas Miles	12	0	0	0	0	-1	-1	-0.1
Alex Flores	4	-9	0	0	0	0	-9	-2.3
Team	12	-45	0	0	0	0	-45	-3.8
<b>Total</b>	<b>12</b>	<b>2300</b>	<b>2371</b>	<b>42</b>	<b>309</b>	<b>41</b>	<b>5063</b>	<b>421.9</b>
<b>Opponents</b>	<b>12</b>	<b>2455</b>	<b>2115</b>	<b>227</b>	<b>549</b>	<b>75</b>	<b>5421</b>	<b>451.8</b>





2024 FINAL STATS

Team Statistics

	MCN	OPP
<b>Scoring</b>	<b>300</b>	<b>278</b>
Points per game	25.0	23.2
Points Off Turnovers	38	52
<b>First Downs</b>	<b>239</b>	<b>248</b>
Rushing	117	129
Passing	102	95
Penalty	20	24
<b>Rushing Yardage</b>	<b>2300</b>	<b>2455</b>
Yards gained rushing	2555	2716
Yards lost rushing	255	261
Rushing attempts	479	500
Average per rush	4.8	4.9
Average per game	191.7	204.6
TDs Rushing	26	17
<b>Passing Yardage</b>	<b>2344</b>	<b>2115</b>
Comp-Att-Int	183-325-11	178-365-9
Average per pass	7.2	5.8
Average per catch	12.8	11.9
Average per game	195.3	176.3
TDs Passing	12	15
<b>Total offense</b>	<b>4644</b>	<b>4570</b>
Total plays	804	865
Average per play	5.8	5.3
Average per game	387.0	380.8
<b>Kick returns: #-Yards</b>	<b>19-309</b>	<b>23-549</b>
<b>Punt returns: #-Yards</b>	<b>12-42</b>	<b>18-227</b>
<b>Int returns: #-Yards</b>	<b>9-41</b>	<b>11-75</b>
<b>Kick return average</b>	<b>16.3</b>	<b>23.9</b>
<b>Punt return average</b>	<b>3.5</b>	<b>12.6</b>
<b>Int return average</b>	<b>4.6</b>	<b>6.8</b>
<b>Fumbles-Lost</b>	<b>17-13</b>	<b>15-7</b>
<b>Penalties-Yards</b>	<b>90-871</b>	<b>70-666</b>
Average per game	72.6	55.5
<b>Punts-Yards</b>	<b>61-2811</b>	<b>61-2275</b>
Average per punt	46.1	37.3
Net punt average	40.2	35.3
<b>Kickoffs-Yards</b>	<b>58-3532</b>	<b>60-3644</b>
Average per kick	60.9	60.7
Net kick average	37.3	39.7
<b>Time of possession / game</b>	<b>28:50</b>	<b>30:48</b>
<b>3rd-down conversion</b>	<b>55/159</b>	<b>68/183</b>
3rd-down pct	35%	37%
<b>4rd-down conversion</b>	<b>11/20</b>	<b>13/27</b>
4rd-down pct	55%	48%
<b>Sacks by-Yards</b>	<b>20-111</b>	<b>23-140</b>
<b>Misc Yards</b>	<b>0</b>	<b>0</b>
<b>Touchdowns scored</b>	<b>39</b>	<b>33</b>
<b>Field goals - attempts</b>	<b>10-13</b>	<b>17-23</b>
<b>On-Side kicks</b>	<b>0-2</b>	<b>0-2</b>
<b>Red-zone scores</b>	<b>(36-41) 88%</b>	<b>(31-43) 72%</b>
<b>Red-zone touchdowns</b>	<b>(27-41) 66%</b>	<b>(18-43) 42%</b>
<b>PAT-attempts</b>	<b>(36-37) 97%</b>	<b>(27-28) 96%</b>
<b>2-point conversion-attempts</b>	<b>(0-3) 0%</b>	<b>(0-4) 0%</b>
<b>Attendance</b>	<b>51343</b>	<b>137624</b>
Games / Avg per game	5/10269	7/19661
Neutral site games	-	0/0

Score by Periods

Team	1st	2nd	3rd	4th	OT	TOT
McNeese	62	61	69	108	0	300
Opponents	51	120	72	35	0	278



2024 FINAL STATS

Team Defense

##	Player	gp	Tackles				Sacks	Pass defense			Fumbles		blkd	
			ua	a	tot	tfl/yds	no-yds	int-yds	brup	qbh	fr-yds	ff	kick	saf
48	Micah Davey	8	42	48	90	5-20	2.5-9	1-0	3	2	.	.	.	.
4	Boogsie Silvera	11	51	34	85	2-6	0.5-4	2-18	5	1	1-0	2	.	.
19	Thomas Miles	12	32	35	67	2.5-11	.	2--1	4	.	.	.	.	.
1	Tristan Driggers	12	27	35	62	6-24	1-8	1-0	.	2	1-0	1	.	.
3	Marques White	12	23	29	52	6.5-25	3.5-14	.	3	7	.	.	.	.
5	Javon Davis	12	31	12	43	2.5-10	1-7	.	4	1	.	.	.	.
6	Yusef Leak	12	29	13	42	1-2	.	1-0	11	.	2--6	1	.	.
95	Simeon Mitchell	12	16	25	41	3.5-7	.	.	.	1	.	.	.	.
2	Levi Wyatt	12	23	10	33	2-5	.	.	8	1	.	1	.	.
27	AJ Thomas	12	15	16	31	4-13	2.5-10	.	1	5	.	.	1	.
23	Peyton Lemaire	11	18	11	29	1-2	.	.	.	1	1-0	1	.	.
42	Earenest Grayson	12	9	18	27	5.5-29	2-16	.	.	1	.	.	.	.
7	Johnquai Lewis	11	22	5	27	3-15	1-8	1-9	1	1	1-0	1	.	.
49	Masey Lewis	12	9	14	23	5.5-17	2-10	.	1	3	.	.	.	.
10	Jaylen Jackson	11	11	11	22	2-6	.	.	1	.	.	.	.	.
39	Jake Held	12	12	10	22	.	.	1-15	5	.	.	.	.	.
56	Stephen Johnson	10	5	12	17	0.5-1	.	.	1	.	.	.	1	.
34	Jordan Toaston	7	2	14	16	0.5-1	.	.	.	.	.	.	.	.
15	Marquel Price	9	12	2	14	0.5-1	.	.	4	.	.	.	.	.
91	Welland Williams	12	6	8	14	.	.	.	.	.	.	.	.	.
8	Myles Winslow	12	2	9	11	1-0	.	.	.	.	.	.	.	.
45	Sedric Applewhite	6	2	9	11	1.5-7	1-6	.	.	.	.	.	.	.
17	Landon Barrett	2	1	7	8	1.5-6	1-5	.	.	.	.	.	.	.
11	Cody Smith	10	4	3	7	.	.	.	1	.	.	.	1	.
13	Reggie Ellis	7	6	.	6	.	.	.	3	.	.	.	.	.
14	Shuayb Brinkley	4	2	4	6	.	.	.	.	.	.	.	.	.
44	Phillip Bradford	12	1	4	5	0.5-1	.	.	.	.	.	.	.	.
98	Mark Fielder	7	1	4	5	0.5-2	0.5-2	.	.	.	.	.	.	.
47	Jovoni Borbon	12	4	.	4	.	.	.	.	.	.	.	.	.
99	Dominick Bolden	8	.	3	3	0.5-1	0.5-1	.	.	2	.	.	.	.
24	Jelani Chevalier	5	3	.	3	.	.	.	.	.	.	.	.	.
93	Tony Gibson	2	.	3	3	.	.	.	.	.	.	.	.	.
41	Tyronne Hayes	10	1	1	2	.	.	.	.	.	.	.	.	.
33	Crajaun Bennett	9	2	.	2	.	.	.	1	.	.	.	.	.
20	Blake Sylvester	4	.	2	2	.	.	.	.	.	.	.	.	.
30	Kandyn Cordova	9	2	.	2	.	.	.	1	.	.	.	.	.
29	Gabe Hughes	4	.	2	2	.	.	.	.	.	.	.	.	.
22	Bryce Strong	9	1	1	2	.	.	.	.	.	.	1	.	.
80	Jamaal Levi	11	1	1	2	.	.	.	.	.	.	.	.	.
96	Connor Knight	1	.	1	1	.	.	.	.	.	.	.	.	.
43	Jordan Allen	3	1	.	1	1-11	1-11	.	.	.	.	.	.	.



2024 McNEESE GAME-BY-GAME

Date	Opponent	Rushing				Receiving				Passing				Kick Returns				Punt Returns				tot		
		no.	yds	td	lg	no.	yds	td	lg	cmp	att	int	yds	td	lg	no.	yds	td	lg	no.	yds		td	lg
08/24/2024	at Tarleton St.	46	200	1	18	14	245	2	80	14	20	1	245	2	80	1	19	0	19	1	3	0	3	445
08/31/2024	Southern U.	42	164	3	36	10	108	0	28	10	23	0	108	0	28	1	39	0	39	0	0	0	0	272
09/07/2024	at Texas A&M	38	180	0	47	11	99	1	16	11	21	2	99	1	16	2	24	0	15	0	0	0	0	279
09/14/2024	SFA	43	136	2	19	18	313	2	54	18	29	0	313	2	54	3	51	0	26	0	0	0	0	449
09/21/2024	Alcorn	36	211	3	21	16	245	2	50	16	23	1	246	2	50	2	53	0	32	1	8	1	8	457
09/28/2024	at Weber St.	40	220	4	25	14	203	0	61	14	27	0	203	0	61	0	0	0	0	1	0	0	0	423
10/05/2024	at Houston Christian	33	105	2	15	17	236	0	36	17	37	1	236	0	36	4	71	0	31	0	0	0	0	341
10/19/2024	at UIW	25	105	1	38	21	247	1	37	21	36	0	219	1	37	2	19	0	19	1	2	0	2	324
10/26/2024	at Nicholls	32	168	2	69	22	233	0	24	22	40	1	233	0	24	2	24	0	15	2	-4	0	0	401
11/02/2024	East Texas A&M	56	367	3	78	2	60	1	39	2	12	2	60	1	39	0	0	0	0	2	7	0	6	427
11/16/2024	at Northwestern St.	46	314	3	39	14	126	2	25	14	23	3	126	2	25	0	0	0	0	2	6	0	4	440
11/23/2024	Lamar University	42	130	2	12	24	256	1	38	24	34	0	256	1	38	2	9	0	8	2	20	0	13	386
<b>McNeese</b>		<b>479</b>	<b>2300</b>	<b>26</b>	<b>78</b>	<b>183</b>	<b>2371</b>	<b>12</b>	<b>80</b>	<b>183</b>	<b>325</b>	<b>11</b>	<b>2344</b>	<b>12</b>	<b>80</b>	<b>19</b>	<b>309</b>	<b>0</b>	<b>39</b>	<b>12</b>	<b>42</b>	<b>1</b>	<b>13</b>	<b>4644</b>
<b>Opponents</b>		<b>500</b>	<b>2455</b>	<b>17</b>	<b>66</b>	<b>178</b>	<b>2115</b>	<b>15</b>	<b>61</b>	<b>178</b>	<b>365</b>	<b>9</b>	<b>2115</b>	<b>15</b>	<b>61</b>	<b>23</b>	<b>549</b>	<b>0</b>	<b>59</b>	<b>18</b>	<b>227</b>	<b>0</b>	<b>32</b>	<b>4570</b>

McNeese Averages

Games	Avg/ rush	Avg/ catch	Pass effic	KR avg	PR avg	All purpose avg/game	Total offense avg/game
12	4.8	13.0	122.3	16.3	3.5	421.9	387.0

Date	Opponent	ua	Tackles			Sacks	Fumble		Pass Defense			blkd	PAT attempts			off			
			a	total	tfl-yds		no-yds	ff	fr-yds	int-yds	qbh		brup	kick	kick	rush	rcv	saf	t/o
08/24/2024	at Tarleton St.	29	44	73	5.0-11	3-7	0	0-0	0-0	1	5	0	2-3	0	0	0	0	0	23
08/31/2024	Southern U.	27	38	65	3.0-10	1-8	1	2-0	1-0	1	4	1	3-3	0	0	0	7	21	
09/07/2024	at Texas A&M	38	22	60	1.0-1	1-1	0	0-0	0-0	0	4	0	1-1	0	0	0	0	10	
09/14/2024	SFA	38	40	78	2.0-13	1-9	1	2--6	1-0	3	4	0	4-4	0	0	0	0	28	
09/21/2024	Alcorn	39	28	67	7.0-33	3-24	2	1-0	1-18	1	9	1	6-6	0	0	0	7	42	
09/28/2024	at Weber St.	45	36	81	3.0-7	0-0	1	0-0	0-0	2	4	0	4-4	0	0	0	0	28	
10/05/2024	at Houston Christian	31	64	95	6.0-15	2-10	1	0-0	0-0	0	6	0	1-1	0	0	0	0	22	
10/19/2024	at UIW	48	36	84	7.0-24	2-6	0	0-0	1-0	5	4	0	2-2	0	0	0	0	17	
10/26/2024	at Nicholls	33	22	55	1.0-5	0-0	0	0-0	1-9	5	4	1	1-1	0	0	0	7	19	
11/02/2024	East Texas A&M	32	36	68	9.0-46	3-19	1	1-0	2-15	4	6	0	4-4	0	0	0	3	31	
11/16/2024	at Northwestern St.	32	36	68	14.0-47	2-16	0	0-0	2--1	0	4	0	5-5	0	0	0	7	35	
11/23/2024	Lamar University	45	16	61	2.0-11	2-11	1	1-0	0-0	6	4	0	3-3	0	0	0	7	24	
<b>McNeese</b>		<b>437</b>	<b>418</b>	<b>855</b>	<b>60.0-223</b>	<b>20-111</b>	<b>8</b>	<b>7--6</b>	<b>9-41</b>	<b>28</b>	<b>58</b>	<b>3</b>	<b>36-37</b>	<b>0</b>	<b>0</b>	<b>0</b>	<b>38</b>	<b>300</b>	
<b>Opponents</b>		<b>412</b>	<b>392</b>	<b>804</b>	<b>53.0-201</b>	<b>23-140</b>	<b>10</b>	<b>13--33</b>	<b>11-75</b>	<b>31</b>	<b>32</b>	<b>0</b>	<b>27-28</b>	<b>0</b>	<b>0</b>	<b>1</b>	<b>52</b>	<b>278</b>	

Date	Opponent	no.	yds	Punting						Field Goals			Kickoffs					
				avg	long	blkd	tb	fc	50+	i20	md-att	long	blkd	no.	yds	avg	tb	ob
08/24/2024	at Tarleton St.	4	201	50.3	59	0	0	0	2	1	1-2	36	0	5	258	51.6	2	0
08/31/2024	Southern U.	5	249	49.8	68	0	3	1	2	2	0-1	0	0	4	259	64.8	3	0
09/07/2024	at Texas A&M	5	192	38.4	67	0	1	2	1	1	1-1	26	0	2	106	53.0	1	0
09/14/2024	SFA	7	343	49.0	62	0	0	4	3	3	0-1	0	0	4	259	64.8	2	0
09/21/2024	Alcorn	5	221	44.2	58	0	0	2	2	2	0-0	0	0	7	455	65.0	6	0
09/28/2024	at Weber St.	6	307	51.2	59	0	0	1	3	1	0-0	0	0	5	285	57.0	3	0
10/05/2024	at Houston Christian	5	255	51.0	59	0	1	1	3	1	3-3	35	0	4	260	65.0	3	0
10/19/2024	at UIW	7	334	47.7	67	0	2	1	2	0	1-1	35	0	4	224	56.0	0	1
10/26/2024	at Nicholls	4	147	36.8	48	0	0	3	0	2	2-2	47	0	6	363	60.5	2	2
11/02/2024	East Texas A&M	4	172	43.0	52	0	1	0	1	0	1-1	18	0	6	376	62.7	2	0
11/16/2024	at Northwestern St.	4	196	49.0	52	0	0	2	2	4	0-0	0	0	6	383	63.8	3	0
11/23/2024	Lamar University	5	194	38.8	49	0	0	4	0	2	1-1	23	0	5	304	60.8	1	0
<b>McNeese</b>		<b>61</b>	<b>2811</b>	<b>46.1</b>	<b>68</b>	<b>0</b>	<b>8</b>	<b>21</b>	<b>21</b>	<b>19</b>	<b>10-13</b>	<b>47</b>	<b>0</b>	<b>58</b>	<b>3532</b>	<b>60.9</b>	<b>28</b>	<b>3</b>
<b>Opponents</b>		<b>61</b>	<b>2275</b>	<b>37.3</b>	<b>56</b>	<b>2</b>	<b>4</b>	<b>26</b>	<b>7</b>	<b>17</b>	<b>17-23</b>	<b>53</b>	<b>1</b>	<b>60</b>	<b>3644</b>	<b>60.7</b>	<b>30</b>	<b>1</b>



2024 OPPONENT GAME-BY-GAME

Date	Opponent	Rushing				Receiving				Passing				Kick Returns				Punt Returns				tot off		
		no.	yds	td	lg	no.	yds	td	lg	cmp	att	int	yds	td	lg	no.	yds	td	lg	no.	yds		td	lg
08/24/2024	at Tarleton St.	43	195	1	44	12	144	1	32	12	26	0	144	1	32	1	20	0	20	2	1	0	1	339
08/31/2024	Southern U.	39	66	1	11	13	132	0	23	13	29	1	132	0	23	1	23	0	23	0	0	0	0	198
09/07/2024	at Texas A&M	38	333	5	65	16	196	2	31	16	25	0	196	2	31	1	11	0	11	0	0	0	0	529
09/14/2024	SFA	46	212	0	36	18	241	3	61	18	28	1	241	3	61	2	27	0	27	1	7	0	7	453
09/21/2024	Alcorn	39	217	1	39	16	204	1	42	16	41	1	204	1	42	1	27	0	27	2	47	0	32	421
09/28/2024	at Weber St.	45	287	2	44	16	129	2	49	16	30	0	129	2	49	2	56	0	37	4	69	0	26	416
10/05/2024	at Houston Christian	58	414	2	54	8	208	2	59	8	23	0	208	2	59	1	20	0	20	3	44	0	23	622
10/19/2024	at UIW	47	182	2	20	23	242	1	30	23	44	1	242	1	30	2	59	0	59	2	14	0	15	424
10/26/2024	at Nicholls	35	193	2	66	18	178	1	39	18	34	1	178	1	39	1	28	0	28	0	0	0	0	371
11/02/2024	East Texas A&M	31	48	0	11	16	188	0	39	16	39	2	188	0	39	4	78	0	35	3	45	0	26	236
11/16/2024	at Northwestern St.	37	61	0	15	10	96	0	54	10	20	2	96	0	54	3	96	0	36	1	0	0	0	157
11/23/2024	Lamar University	42	247	1	54	12	157	2	41	12	26	0	157	2	41	4	104	0	50	0	0	0	0	404
<b>Opponents</b>		<b>500</b>	<b>2455</b>	<b>17</b>	<b>66</b>	<b>178</b>	<b>2115</b>	<b>15</b>	<b>61</b>	<b>178</b>	<b>365</b>	<b>9</b>	<b>2115</b>	<b>15</b>	<b>61</b>	<b>23</b>	<b>549</b>	<b>0</b>	<b>59</b>	<b>18</b>	<b>227</b>	<b>0</b>	<b>32</b>	<b>4570</b>
<b>McNeese</b>		<b>479</b>	<b>2300</b>	<b>26</b>	<b>78</b>	<b>183</b>	<b>2371</b>	<b>12</b>	<b>80</b>	<b>183</b>	<b>325</b>	<b>11</b>	<b>2344</b>	<b>12</b>	<b>80</b>	<b>19</b>	<b>309</b>	<b>0</b>	<b>39</b>	<b>12</b>	<b>42</b>	<b>1</b>	<b>13</b>	<b>4644</b>

Opponents Averages

Games	Avg/ rush	Avg/ catch	Pass effic	KR avg	PR avg	All purpose avg/game	Total offense avg/game
12	4.9	11.9	106.1	23.9	12.6	451.8	380.8

Date	Opponent	Tackles			Sacks	Fumble	Pass Defense			blkd	PAT attempts			off				
		ua	a	total	tfl-yds	no-yds	ff	fr-yds	int-yds	qbh	brup	kick	kick	rush	rcv	saf	t/o	pts
08/24/2024	at Tarleton St.	36	44	80	4.0-17	2-10	3	3-0	1-0	1	1	0	2-3	0	0	0	12	26
08/31/2024	Southern U.	30	26	56	5.0-21	2-16	1	2-20	0-0	1	2	0	1-1	0	0	0	7	7
09/07/2024	at Texas A&M	29	42	71	3.0-5	0-0	0	0-0	2-16	2	2	0	7-7	0	0	0	10	52
09/14/2024	SFA	39	34	73	6.0-20	3-16	1	1-53	0-0	2	2	0	3-3	0	0	0	0	24
09/21/2024	Alcorn	37	16	53	6.0-15	0-0	1	2-0	1-0	1	2	0	2-2	0	0	0	0	14
09/28/2024	at Weber St.	28	36	64	2.0-4	0-0	2	1-0	0-0	4	1	0	2-2	0	0	0	6	26
10/05/2024	at Houston Christian	22	52	74	4.0-20	2-14	1	0-0	1-15	5	9	0	4-4	0	0	0	7	43
10/19/2024	at UIW	33	22	55	6.0-29	5-27	0	1-0	0-0	4	5	0	3-3	0	0	0	0	30
10/26/2024	at Nicholls	42	24	66	5.0-32	4-31	0	0-0	1-0	9	4	0	1-1	0	0	1	0	24
11/02/2024	East Texas A&M	37	22	59	6.0-14	2-9	0	1-0	2-20	1	1	0	0-0	0	0	0	3	3
11/16/2024	at Northwestern St.	33	40	73	2.0-3	1-2	1	1-0	3-24	1	1	0	0-0	0	0	0	0	3
11/23/2024	Lamar University	46	34	80	4.0-21	2-15	0	1-0	0-0	0	2	0	2-2	0	0	0	7	26
<b>Opponents</b>		<b>412</b>	<b>392</b>	<b>804</b>	<b>53.0-201</b>	<b>23-140</b>	<b>10</b>	<b>13--33</b>	<b>11-75</b>	<b>31</b>	<b>32</b>	<b>0</b>	<b>27-28</b>	<b>0</b>	<b>0</b>	<b>1</b>	<b>52</b>	<b>278</b>
<b>McNeese</b>		<b>437</b>	<b>418</b>	<b>855</b>	<b>60.0-223</b>	<b>20-111</b>	<b>8</b>	<b>7--6</b>	<b>9-41</b>	<b>28</b>	<b>58</b>	<b>3</b>	<b>36-37</b>	<b>0</b>	<b>0</b>	<b>0</b>	<b>38</b>	<b>300</b>

Date	Opponent	Punting										Field Goals			Kickoffs			
		no.	yds	avg	long	blkd	tb	fc	50+	i20	md-att	long	blkd	no.	yds	avg	tb	ob
08/24/2024	at Tarleton St.	6	278	46.3	56	0	1	2	2	2	2-4	53	0	6	354	59.0	4	0
08/31/2024	Southern U.	7	243	34.7	45	0	0	4	0	0	0-1	0	1	1	65	65.0	0	0
09/07/2024	at Texas A&M	0	0	0.0	0	0	0	0	0	0	1-1	42	0	9	568	63.1	6	0
09/14/2024	SFA	6	224	37.3	45	0	1	3	0	1	1-1	31	0	5	321	64.2	1	0
09/21/2024	Alcorn	7	194	27.7	44	1	1	2	0	1	0-0	0	0	3	142	47.3	0	0
09/28/2024	at Weber St.	6	250	41.7	51	0	0	3	1	2	0-1	0	0	5	325	65.0	5	0
10/05/2024	at Houston Christian	0	0	0.0	0	0	0	0	0	0	5-5	45	0	10	620	62.0	5	0
10/19/2024	at UIW	4	146	36.5	50	0	0	3	1	2	3-4	30	0	7	375	53.6	4	0
10/26/2024	at Nicholls	6	194	32.3	56	1	0	2	1	4	1-1	41	0	5	305	61.0	1	0
11/02/2024	East Texas A&M	6	216	36.0	46	0	0	3	0	2	1-2	28	0	2	128	64.0	1	0
11/16/2024	at Northwestern St.	9	349	38.8	54	0	1	3	1	2	1-1	25	0	2	129	64.5	1	1
11/23/2024	Lamar University	4	181	45.3	52	0	0	1	1	1	2-2	35	0	5	312	62.4	2	0
<b>Opponents</b>		<b>61</b>	<b>2275</b>	<b>37.3</b>	<b>56</b>	<b>2</b>	<b>4</b>	<b>26</b>	<b>7</b>	<b>17</b>	<b>17-23</b>	<b>53</b>	<b>1</b>	<b>60</b>	<b>3644</b>	<b>60.7</b>	<b>30</b>	<b>1</b>
<b>McNeese</b>		<b>61</b>	<b>2811</b>	<b>46.1</b>	<b>68</b>	<b>0</b>	<b>8</b>	<b>21</b>	<b>21</b>	<b>19</b>	<b>10-13</b>	<b>47</b>	<b>0</b>	<b>58</b>	<b>3532</b>	<b>60.9</b>	<b>28</b>	<b>3</b>





2025 OPPONENT SERIES SCORES

**Aug. 30 vs. LCU**  
**McNeese leads 17-2**

10/29/66 at McNeese 31, LC 0  
10/30/65 McNeese 10, at LC 0  
10/31/64 at McNeese 34, LC 7  
11/2/63 McNeese 40, at LC 0  
1962 at McNeese 28, LC 14  
10/28/61 McNeese 7, at LC 6  
1960 at McNeese 20, LC 7  
1959 McNeese 26, at LC 0  
10/11/58 at McNeese 7, LC 0  
10/12/57 at McNeese 25, LC 7  
10/15/55 McNeese 26, at LC 0  
10/16/54 LC 28, at McNeese 0  
10/17/53 McNeese 33, at LC 9  
10/18/52 at McNeese 40, LC 7  
11/24/51 \*McNeese 13, at LC 6  
1945 McNeese 12, LC 0  
1945 McNeese 12, LC 0  
1940 McNeese 13, LC 0  
1940 LC 13, McNeese 12  
\*Cosmopolitan Bowl

**Sept. 6 at ULL**  
**McNeese leads 20-16-2**  
**10-9-1 home; 10-7-1 road**

9/10/16 at ULL 30, McNeese 22  
9/15/07 McNeese 38, at ULL 17  
11/15/86 ULL 33, at McNeese 13  
11/16/85 McNeese 14, at ULL 3  
11/10/84 at McNeese 30, ULL 17  
11/12/83 at ULL 48, McNeese 16  
11/20/82 at McNeese 10, ULL 10  
11/21/81 McNeese 13, at ULL 7  
11/22/80 at McNeese 14, ULL 0  
11/17/79 McNeese 10, at ULL 6  
11/25/78 at McNeese 44, ULL 18  
11/25/77 McNeese 9, at ULL 9  
11/20/76 at McNeese 20, ULL 19  
11/22/75 McNeese 33, at ULL 21  
9/21/74 at McNeese 38, ULL 0  
11/24/73 McNeese 37, at ULL 0  
11/25/72 ULL 10, at McNeese 0  
11/13/71 McNeese 20, at ULL 10  
11/21/70 ULL 13, at McNeese 7  
11/22/69 at ULL 21, McNeese 17  
11/23/68 ULL 12, at McNeese 7  
11/18/67 at ULL 31, McNeese 6  
11/19/66 ULL 7, at McNeese 0  
11/20/65 at ULL 14, McNeese 7  
11/21/64 at McNeese 24, ULL 9  
11/23/63 at McNeese 14, ULL 7  
11/17/62 at McNeese 19, ULL 0  
11/18/61 McNeese 25, at ULL 0  
11/19/60 at McNeese 28, ULL 18  
1959 at ULL 19, McNeese 14  
11/22/58 at McNeese 9, ULL 8  
11/23/57 McNeese 13, at ULL 0  
11/17/56 ULL 35, at McNeese 0  
1955 McNeese 12, at ULL 7  
1954 ULL 55, at McNeese 12  
11/21/53 at ULL 47, McNeese 13  
11/22/52 ULL 20, at McNeese 13  
9/22/51 ULL 36, at McNeese 14

**Sept. 13 vs. Weber St.**  
**McNeese leads 4-1**  
**1-1 at home; 3-0 on road**

9/28/24 McNeese 28, at WSU 26  
9/21/13 at McNeese 43, WSU 6  
9/15/12 McNeese 35, at WSU 21  
11/21/92 McNeese 23, at WSU 22  
11/17/90 WSU 27, at McNeese 7

**Sept. 20 at Utah State**  
**FIRST MEETING**

**Sept. 27 at SFA**  
**McNeese leads 23-15-2**  
**13-6-1 at home; 10-9-1 on road**

9/14/24 at McNeese 28, SFA 24  
10/26/19 McNeese 33, at SFA 10  
9/29/18 at McNeese 17, SFA 10  
9/30/17 McNeese 35, at SFA 0  
9/17/16 SFA 31, at McNeese 28  
9/19/15 McNeese 28, at SFA 14  
11/8/14 SFA 31, at McNeese 16  
11/9/13 McNeese 69, at SFA 38  
10/27/12 at McNeese 35, SFA 24  
10/29/11 at SFA 37, McNeese 17  
10/9/10 SFA 32, at McNeese 27  
10/10/09 at SFA 16, McNeese 13  
11/8/08 at McNeese 42, SFA 31  
11/3/07 McNeese 49, at SFA 20  
10/21/06 McNeese 20, at SFA 17  
10/15/05 at McNeese 33, SFA 23  
11/13/04 at SFA 55, McNeese 7  
11/8/03 at McNeese 20, SFA 17  
11/2/02 McNeese 42, at SFA 13  
10/6/01 SFA 26, at McNeese 14  
10/7/00 at McNeese 37, SFA 6  
10/9/99 at SFA 40, McNeese 14  
10/24/98 at McNeese 20, SFA 17  
10/25/97 at SFA 13, McNeese 7  
11/2/96 SFA 38, at McNeese 37  
10/28/95 at McNeese 34, SFA 16  
10/29/94 McNeese 13, at SFA 9  
10/30/93 at McNeese 21, SFA 20  
11/7/92 McNeese 28, at SFA 3  
11/9/91 at McNeese 7, SFA 7  
11/3/90 at SFA 30, McNeese 9  
10/21/89 SFA 42, at McNeese 14  
11/12/88 at SFA 20, McNeese 3  
9/19/87 at McNeese 20, SFA 8  
1960 at McNeese 14, SFA 0  
1959 McNeese 20, at SFA 7  
1954 at SFA 40, McNeese 13  
9/26/53 at SFA 16, McNeese 14  
9/27/52 at McNeese 25, SFA 7  
1951 McNeese 14, at SFA 14

**Oct. 4 vs. Southeastern**  
**Series tied 24-24**  
**18-8 at home; 6-16 on road**

11/4/23 at SLU 38, McNeese 24  
10/29/22 SLU 28, at McNeese 27  
10/30/21 at SLU 23, McNeese 20  
10/2/21 SLU 38, at McNeese 35  
3/6/21 at SLU 25, McNeese 20  
10/5/19 at McNeese 38, SLU 34  
11/3/18 at SLU 23, McNeese 6  
11/4/17 at McNeese 13, SLU 3  
10/8/16 at SLU 31, McNeese 24  
10/10/15 at McNeese 21, SLU 7  
11/15/14 at SLU 28, McNeese 9  
11/2/13 SLU 41, at McNeese 7  
9/22/12 at SLU 25, McNeese 24  
9/24/11 at McNeese 48 SLU 27  
10/23/10 McNeese 13, at SLU 10  
10/24/09 at McNeese 36, SLU 35  
11/1/09 McNeese 24, SLU 14  
10/27/07 at McNeese 45, SLU 17  
11/4/06 at McNeese 34, SLU 13  
10/22/05 at SLU 37, McNeese 13  
9/11/04 SLU 51, at McNeese 17  
10/4/03 McNeese 58, at SLU 20  
9/7/85 McNeese 14, at SLU 7  
9/8/84 at McNeese 28, SLU 7  
9/10/83 McNeese 23, at SLU 0  
9/11/82 SLU 17, at McNeese 7

9/8/79 at McNeese 10, SLU 3  
9/15/73 at McNeese 40, SLU 10  
11/11/72 McNeese 31, at SLU 13  
9/13/71 at McNeese 31, SLU 0  
11/14/70 at SLU 15, McNeese 7  
11/15/69 SLU 24, at McNeese 21  
11/16/68 at SLU 17, McNeese 3  
11/11/67 at McNeese 23, SLU 8  
11/12/66 McNeese 28, at SLU 12  
11/13/65 at McNeese 12, SLU 8  
11/14/64 at SLU 7, McNeese 2  
11/16/63 at McNeese 35, SLU 6  
11/10/62 at SLU 21, McNeese 15  
11/11/61 at McNeese 21, SLU 8  
11/12/60 at SLU 21, McNeese 6  
11/14/59 at McNeese 20, SLU 8  
11/15/58 at SLU 7, McNeese 6  
11/16/57 at McNeese 27, SLU 0  
11/10/56 at SLU 34, McNeese 0  
11/12/55 at McNeese 10, SLU 7  
11/13/54 at SLU 50, McNeese 6  
11/15/53 at SLU 20, McNeese 0  
11/15/52 at SLU 13, McNeese 0  
11/17/51 SLU 9, at McNeese 6

**Oct. 18 vs. HCU**  
**McNeese leads 5-2**  
**2-1 at home; 3-1 on road**

10/5/24 at HCU 43, McNeese 22  
11/11/23 HCU 35, at McNeese 24  
11/12/22 McNeese 21, at HCU 10  
11/13/21 McNeese 44, at HCU 3  
10/19/19 at McNeese 42, HCU 27  
9/8/18 McNeese 51, at HCU 34  
9/23/17 at McNeese 27, HCU 12

**Oct. 25 at Nicholls**  
**McNeese leads 31-18**  
**16-10 at home; 15-8 on road**

10/26/24 at Nicholls 24, McNeese 19  
9/30/23 Nicholls 31, at McNeese 10  
10/22/22 at Nicholls 40, McNeese 35  
11/5/21 Nicholls 24, at McNeese 14  
4/3/21 at McNeese 43, Nicholls 31  
11/6/19 at Nicholls 34, McNeese 20  
9/15/18 at McNeese 20, Nicholls 10  
8/31/17 at Nicholls 37, McNeese 35  
2016 at McNeese 38, Nicholls 13  
2015 McNeese 37, at Nicholls 7  
2014 at McNeese 45, Nicholls 3  
2013 McNeese 55, at Nicholls 30  
2012 McNeese 42, at Nicholls 10  
2011 at McNeese 26, Nicholls 17  
2010 at McNeese 24, Nicholls 14  
2009 at McNeese 38, Nicholls 17  
2008 at Nicholls 38, McNeese 35  
2007 McNeese 28, at Nicholls 7  
2006 at McNeese 26, Nicholls 0  
2005 at Nicholls 39, McNeese 26  
2004 at McNeese 30, Nicholls 9  
2003 McNeese 63, at Nicholls 28  
2002 at McNeese 33, Nicholls 27  
2001 McNeese 34, at Nicholls 21  
2000 at McNeese 12, Nicholls 7  
1999 McNeese 38, at Nicholls 0  
1998 Nicholls 31, at McNeese 30  
1997 McNeese 31, at Nicholls 13  
1996 Nicholls 17, at McNeese 16  
1995 McNeese 31, at Nicholls 6  
1994 at McNeese 41, Nicholls 24  
1993 McNeese 27, at Nicholls 0  
1992 at McNeese 21, Nicholls 3  
1991 at Nicholls 31, McNeese 24  
1990 Nicholls 34, at McNeese 10  
1989 McNeese 28, at Nicholls 14  
1988 Nicholls 23, at McNeese 19  
1987 at Nicholls 29, McNeese 7

1986 Nicholls 34, at McNeese 10  
1985 at Nicholls 37, McNeese 35  
1984 at McNeese 24, Nicholls 21  
1983 at Nicholls 30, McNeese 27  
1981 at McNeese 59, Nicholls 9  
1980 McNeese 21, at Nicholls 0  
1978 at McNeese 35, Nicholls 10  
1977 Nicholls 24, at McNeese 7  
1974 McNeese 24, at Nicholls 20  
1973 at McNeese 28, Nicholls 7  
1972 McNeese 24, at Nicholls 17

**Nov. 1 vs. NSU**  
**McNeese leads 51-22-1**  
**26-10 at home; 25-12-1 on road**

11/16/24 McNeese 35, at NW 3  
10/28/23 #at McNeese 2, NW 0  
11/20/21 NW 24, at McNeese 20  
10/16/21 McNeese 35, at NW 17  
3/20/21 McNeese 21, at NW 7  
11/2/19 at McNeese 30, NW 20  
2018 at NW 37, McNeese 34 Tot  
2017 at McNeese 44, NW 24  
2016 McNeese 48, at NW 27  
2015 at McNeese 47, NW 27  
2014 McNeese 35, at NW 28  
2013 at McNeese 43, NW 17  
2012 at McNeese 30, NW 22  
2011 McNeese 20, at NW 18  
2010 at McNeese 24, NW 7  
2009 McNeese 51, at NW 23  
2008 McNeese 24, at NW 17  
2007 at McNeese 26, NW 21  
2006 McNeese 29, at NW 26 ot  
2005 at McNeese 22, NW 17  
2004 at NW 47, McNeese 17  
2003 at McNeese 13, NW 9  
2002 McNeese 27, at NW 3  
2001 at McNeese 17, NW 10  
2000 at NW 37, McNeese 34  
1999 at McNeese 20, NW 17  
1998 at NW 14, McNeese 10  
1997 at McNeese 50, NW 7  
1996 McNeese 20, at NW 3  
1995 at McNeese 20, NW 10  
1994 McNeese 28, at NW 7  
1993 McNeese 34, at NW 7  
1992 at McNeese 29, NW 0  
1991 at NW 20, McNeese 3  
1990 at McNeese 38, NW 29  
1989 at NW 18, McNeese 17  
1988 NW 25, at McNeese 20  
1987 at NW 39, McNeese 3  
1986 NW 9, at McNeese 3  
1985 at NW 14, McNeese 13  
1984 at McNeese 17, NW 14  
1983 McNeese 18, at NW 13  
1982 at McNeese 21, NW 11  
1981 McNeese 42, at NW 21  
1980 NW 13, at McNeese 10  
1979 McNeese 44, at NW 13  
1978 NW 10, at McNeese 7  
1977 McNeese 14, at NW 7  
1976 at McNeese 24, NW 15  
1975 McNeese 31, at NW 15  
1974 at McNeese 17, NW 7  
1973 McNeese 14, at NW 0  
1972 NW 25, at McNeese 10  
1971 McNeese 3, at NW 3  
1970 NW 14, at McNeese 7  
1969 at NW 29, McNeese 28  
1968 NW 28, at McNeese 12  
1967 McNeese 21, at NW 7  
1966 NW 14, at McNeese 6  
1965 McNeese 29, at NW 21  
1964 at McNeese 12, NW 10  
1963 McNeese 21, at NW 13

1962 at McNeese 26, NW 6  
1961 McNeese 28, at NW 14  
1960 at McNeese 20, NW 7  
1959 at NW 19, McNeese 6  
1958 at McNeese 25, NW 8  
1957 at NW 23, McNeese 20  
1956 #at McNeese 20, NW 13  
1955 McNeese 14, at NW 6  
1954 NW 32, at McNeese 20  
1953 at NW 20, McNeese 6  
1952 at McNeese 32, NW 13  
1951 McNeese 38, at NW 21  
# - McNeese forfeit victory

**Nov. 8 at E. TX. A&M**  
**McNeese trails 2-3**  
**2-1 at home; 0-2 on road**

11/2/24 at McNeese 31, ETAM 3  
10/7/23 at ETAM 41, McNeese 10  
10/15/22 ETAM 40, at McNeese 15  
9/11/71 at McNeese 47, ETAM 3  
9/12/70 at ETAM 57, McNeese 26

**Nov. 15 vs. UTRGV**  
**FIRST MEETING**

**Nov. 22 at Lamar**  
**McNeese leads 29-17-1**  
**14-9-0 home; 13-8-1 road**

11/23/24 Lamar 26, at McNeese 24  
11/18/23 at Lamar 52, McNeese 27  
11/19/22 at McNeese 24, Lamar 20  
3/13/21 Lamar 27, at McNeese 26 ot  
11/23/19 McNeese 38, at Lamar 3  
11/17/18 Lamar 21, at McNeese 17  
2017 McNeese 13, at Lamar 3  
2016 at McNeese 41, Lamar 10  
2015 McNeese 20, at Lamar 14  
2014 Lamar 27, at McNeese 24  
2013 McNeese 42, at Lamar 38  
2012 at McNeese 35, Lamar 0  
2011 McNeese 45, at Lamar 17  
2010 at McNeese 30, Lamar 27  
1989 at Lamar 22, McNeese 17  
1988 at McNeese 18, Lamar 17  
1987 McNeese 44, at Lamar 38  
1986 at McNeese 38, Lamar 7  
1985 McNeese 28, at Lamar 7  
1984 at McNeese 34, Lamar 14  
1983 McNeese 17, at Lamar 7  
1982 Lamar 12, at McNeese 3  
1981 McNeese 20, at Lamar 20  
1980 at McNeese 35, Lamar 3  
1979 McNeese 35, at Lamar 24  
1978 McNeese 24, at Lamar 23  
1977 Lamar 35, at McNeese 7  
1976 McNeese 27, at Lamar 0  
1975 at McNeese 20, Lamar 10  
1974 at Lamar 17, McNeese 3  
1973 at McNeese 20, Lamar 17  
1972 McNeese 17, at Lamar 7  
1971 at McNeese 38, Lamar 0  
1970 McNeese 17, at Lamar 12  
1969 Lamar 13, at McNeese 7  
1968 McNeese 10, at Lamar 0  
1967 Lamar 24, at McNeese 8  
1966 at Lamar 18, McNeese 14  
1956 at Lamar 18, McNeese 17  
1955 at McNeese 17, Lamar 0  
1952 McNeese 47, at Lamar 7  
1951 at McNeese 13, Lamar 7 (JC)  
1949 Lamar 33, at McNeese 14  
1948 at Lamar 20, McNeese 6  
1947 at McNeese 21, Lamar 7  
1946 at Lamar 21, McNeese 7  
1940 at Lamar 34, McNeese 0



McNEESE VS. ALL-OPPONENTS

Opponent	W	L	T	Last Meeting (Score)
Abilene Christian	6	1	0	2019 (at ACU 17, McN 10)
Alcorn State	5	2	0	2024 (at McN 42, Alcorn 14)
Angelo State	1	0	0	1996 (at McN 37, Angelo 23)
Appalachian State	1	0	0	2009 (McN 40, at App. St. 35)
Arkansas-Monticello	2	0	0	1998 (at McN 65, Ark-M 7)
Arkansas State	8	8	1	1989 (at Ark St. 21, McN 16)
Arkansas-Pine Bluff	1	0	0	2013 (at McN 58, UAPB 14)
Arkansas A&M	1	2	1	1951 (at McN 25, Ark AM 14)
Arkansas Tech	2	0	0	2014 (at McN 61, Ark. Tech 7)
Ball State	1	1	0	1981 (at Ball St. 24, McN 21)
BYU	0	1	0	2018 (at BYU 30, McN 3)
Cal Poly	0	1	0	2010 (*Cal Poly 40, McN 14)
Central Arkansas	6	7	0	2019 (at UCA 40, McN 31)
Central Florida	1	1	0	1995 (at McN 49, UCF 7)
Conners A&M	1	0	0	1948 (at McN 39, Conners 13)
Dayton	0	1	0	1975 (at Dayton 17, McN 12)
Delaware	2	1	0	1997 (McN 23, at Delaware 21)
Delta State	1	0	0	2008 (at McN 52, Delta 27)
<b>East Texas A&amp;M</b>	<b>2</b>	<b>3</b>	<b>0</b>	<b>2024 (at McN 31, ETAM 3)</b>
Eastern Illinois	3	1	0	2023 (at E. Ill. 31, McN 28)
Eastern Michigan	1	2	1	1977 (at E. Mich 9, McN 7)
Eastern Washington	0	1	0	2007 (E. Wash. 44, at McN 15)
Florence State	2	0	0	1959 (at McN 28, Florence 7)
Florida	0	1	0	2023 (at Florida 49, McN 7)
Florida International	1	0	0	2004 (McN 30, at Fla. Int 27)
Florida Tech	1	0	0	2017 (at McN 42, Fla. Tech 21)
Fresno State	1	1	0	1988 (at Fresno 49, McN 0)
Georgia Southern	2	1	0	2005 (McN 23, at Ga. South 20)
Grambling	2	0	0	2003 (McN 31, at Grambling 20)
Henderson State	2	0	0	2009 (at McN 27, HSU. 24)
<b>Houston Christian</b>	<b>5</b>	<b>2</b>	<b>0</b>	<b>2024 (at HCU 43, McN 22)</b>
Howard College	3	0	0	1964 (McN 7, at Howard 6)
Howard Payne	1	1	0	1954 (HP 38, at McN 7)
Idaho	3	0	0	1995 (at McN 33, Idaho 3)
Illinois State	1	1	0	1994 (at McN 31, Ill. St. 17)
Incarinate Word	5	6	0	2024 (at UIW 30, McN 17)
Indiana State	1	1	0	1982 (at Ind. St. 13, McN 10)
Jacksonville State	7	1	0	2013 (JSU 31, at McN 10)
James Madison	1	1	0	1996 (JM 24, at McN 10)
Kansas	0	1	0	2011 (at KU 42, McN 24)
Kansas State	0	1	0	2003 (at K.S. 55, McN 14)
LSU	0	2	0	2021 (at LSU 34, McN 7)
<b>Lamar</b>	<b>29</b>	<b>17</b>	<b>1</b>	<b>2024 (Lamar 26, at McN 24)</b>
<b>Louisiana Christian</b>	<b>15</b>	<b>2</b>	<b>0</b>	<b>1966 (at McN 31, LC 0)</b>
<b>Louisiana-Lafayette</b>	<b>20</b>	<b>16</b>	<b>2</b>	<b>2016 (at ULL 30, McN 22)</b>
Louisiana-Monroe	33	11	1	2002 (McN 24, at ULM 19)
Louisiana Tech	13	24	0	1990 (LT 51, at McN 3)
McMurry	1	2	0	2012 (at McN 69, McMu 7)
Maine	0	2	0	2001 (Maine 14, at McN 10)
Marshall	2	1	0	1995 (Mar 25, at McN 13)
Massachusetts	0	1	0	1998 (UMas 21, at McN 19)
Memphis	0	2	0	1965 (Mem 28, at McN 0)
Merchant Marines	2	2	0	1946 (forfeit 2-0, McN)
Mexico Poly	2	0	0	1962 (at McN 40, Mex 0)
Miami	0	1	0	2000 (at Mia 61, McN 14)
Middle Tennessee	1	0	0	2012 (McN 27, at MT 21)
Mississippi College	4	0	0	2022 (at McN 32, MC 17)
Missouri	0	1	0	2010 (at Missouri 50, McN 6)
Missouri State	4	2	0	2000 (at McN 26, MOST 19)
Montana	3	3	0	2006 (at Mon 31, McN 6)
Montana State	1	1	0	2022 (at MSU 40, McN 17)
Nebraska	0	2	0	2014 (at Neb 31, McN 24)
Nevada-Reno	0	2	0	1992 (at Nev 31, McN 21)
New Hampshire	0	1	0	2009 (NH 49, at McN 13)
<b>Nicholls</b>	<b>32</b>	<b>16</b>	<b>0</b>	<b>2022 (at NICH 40, McN 35)</b>
North Carolina	0	1	0	2008 (at NC 35, McN 28)
North Texas	5	6	1	1994 (at NT 38, McN 17)
Northern Arizona	0	1	0	2003 (NA 35, at McN 3)
Northern Colorado	1	0	0	2018 (McN17, at UNC 14)
Northern Illinois	1	0	0	1974 (at McN 19, NI 16)
Northern Iowa	4	8	0	2013 (at UNI 41, McN 6)
<b>Northwestern State</b>	<b>51</b>	<b>22</b>	<b>1</b>	<b>2024 (McN 35, at NSU 3)</b>
Oklahoma State	0	1	0	2019 (at OSU 56, McN 14)

Opponent	W	L	T	Last Meeting (Score)
Pensacola Navy	5	3	0	1970 (McN 28, at PN 7)
Portland State	2	1	0	2007 (at McN 35, PS 12)
Prairie View	4	0	0	2014 (at McN 48, PV 16)
Rice	0	1	0	2022 (at Rice 52, McN 10)
Sam Houston	27	13	1	2021 spr. (at SH 27, McN 13)
Samford	4	0	0	1989 (at McN 49, Sam 14)
Savannah State	1	0	0	2009 (at McN 56, SS 0)
Sioux Falls	1	0	0	2011 (at McN 31, SF 17)
South Dakota	1	0	0	2007 (at McN 31, SD 7)
South Dakota State	1	1	0	2008 (McN 46, at SDS 44 30T)
South Florida	1	1	0	2013 (McN 53, at USF 21)
Southern University	4	0	0	2024 (at McN 27, Southern 7)
Southern Arkansas	2	0	0	1957 (at McN 21, SAU 0)
Southern Illinois	2	0	0	1981 (at McN 27, SIU 12)
Southern Mississippi	0	2	0	2005 (at USM 48, McN 20)
Southern Utah	4	2	0	2007 (McN 41, at SU 20)
Southern Virginia	1	0	0	2008 (at McN 63, SV 7)
<b>Southeastern La.</b>	<b>25</b>	<b>25</b>	<b>0</b>	<b>2022 (SLU 28, at McN 27)</b>
Southeast Oklahoma	3	0	0	1998 (at McN 42, SEO 3)
Southwest Oklahoma	1	0	0	1956 (at McN 24, SWO 7)
<b>Stephen F. Austin</b>	<b>23</b>	<b>15</b>	<b>2</b>	<b>2024 (at McN 28, SFA 24)</b>
Syracuse	0	1	0	1979
<i>(S 31, McN 7 - Independence Bowl at Shreveport, LA)</i>				
Tampa	5	2	1	1965 (Tam16, at McN 12)
Tarleton State	2	2	0	2024 (at TSU 26, McN 23)
Tenn-Chattanooga	2	0	0	1979 (McN 24, at UTC 17)
Tenn-Martin	4	1	0	1991 (at McN 17, UTM 16)
Tennessee State	0	1	0	1971
<i>(TS 26, McN 23 - Grantland Rice Bowl)</i>				
Texas A&M	0	2	0	2024 (at Texas A&M 52, McN 10)
Texas A&M-Kingsville	2	2	0	1999 (at McN 24, TAMK 10)
Texas-Arlington	7	11	1	1985 (at McN 10, UTA 10)
Texas-San Antonio	1	1	0	2012 (at UTSA 31, McN 24)
Texas Southern	1	0	0	2005 (McN 46, TS 28-neutral)
Texas State	20	9	0	2011 (TxSt. 21, at McN 14)
Texas Lutheran	2	0	0	1954 (at McN 33, TL 18)
Toledo	2	1	0	2006 (at TOL 41, McN 7)
Trinity	0	2	0	1954 (at T 68, McN 0)
Troy	7	5	0	2000 (at Troy 20, McN 16)
Tulane	0	1	0	2009 (at TU 42, McN 32)
Tulsa	2	0	0	1979 (McN 6, at Tulsa 3)
<b>Utah State</b>	<b>First Meeting</b>			
<b>UTRGV</b>	<b>First Meeting</b>			
Villanova	1	0	0	2002 (at McN 39, VILL 28)
<b>Weber State</b>	<b>4</b>	<b>1</b>	<b>0</b>	<b>2024 (McN 28, at WSU 24)</b>
West Alabama	1	0	0	2013 (at McN 44, UWA 42)
West Florida	0	1	0	2021 (UWF 42, at McN 36)
Western Illinois	1	0	0	1997 (at McN 14, WIU 12)
Western Kentucky	1	2	0	2002
<i>(WK 34, McN 14 - FCS championship game in Chattanooga)</i>				
West Texas State	9	2	0	1984 (McN 24, at WTS 7)
West Virginia Tech	2	0	0	2006 (at McN 76, WVT 0)
William & Mary	1	0	0	1993 (at McN 34, W&M 28)
Youngstown State	3	2	0	2004 (at McN 24, YSU 20)

\* - played at Cowboy Stadium  
**2025 Opponents in BOLD**

**All-Time Record:** 526-326-13  
**SLC All-Time Record:** 207-124-7  
**Cowboy Stadium All-Time Record:** 225-106-5

-- Cowboy All-time Winning Streaks --

Streak	Season	Coach
13	1995	Bobby Keasler
11	1979	Ernie Duplechin
11	2007	Matt Viator
10	2015	Matt Viator
9	2003	Tommy Tate
9	2002	Tommy Tate



YEAR-BY-YEAR RESULTS

1940

Coach: Wayne Cusic

Season Record: 1-4

Date	Opponent	Result	Attend.
	Southwestern Frosh	L, 0-32	-
	La. College Frosh	L, 12-13	-
	La. College Frosh	W, 13-0	-
	Pearl River JC	L, 0-39	-
	Lamar JC	L, 0-34	-
	<b>Totals</b>	<b>25-118</b>	

McNeese did not field a team from 1941-44 due to World War II

1945

Coach: Wayne Cusic

Season Record: 3-4

Date	Opponent	Result	Attend.
	La. College	W, 12-0	-
	Merchant Marines	L, 7-13	-
	Northeast Center	L, 6-38	-
	La. College	W, 12-0	-
	Northeast Center	L, 0-12	-
	Merchant Marines	L, 6-14	-
	Pearl River JC	W, 30-18	-
	<b>Totals</b>	<b>73-96</b>	

1946

Coach: A.I. Ratcliff

Captains: Wayne Kingery, Mitchell Lum

Season Record: 8-3

Date	Opponent	Result	Attend.
	Arkansas A&M	W, 19-0	-
	SMU "B"	L, 0-20	-
	Merchant Marines	W, 72-12	-
	Houston "B"	W, 20-0	-
	Northeast Center	W, 6-0	-
	Merchant Marines	W, 2-0	Forfeit
	Northeast Center	W, 31-6	-
	Decatur JC	W, 46-0	-
	Lamar JC	L, 21-7	-
	Conners A&M	W, 20-7	-
	^ Pearl River JC	L, 6-12	-
	<b>Totals</b>	<b>239-78</b>	

^ - Tung Bowl

1947

Coach: A.I. Ratcliff

Season Record: 8-1-2

Date	Opponent	Result	Attend.
Sept. 19	Arkansas A&M	T, 0-0	-
Sept. 27	at Wharton JC	W, 6-0	-
Oct. 4	Wentworth Military	W, 33-0	-
Oct. 10	at Great Lakes Navy	W, 20-0	-
Oct. 18	Tyler JC	L, 14-25	-
Oct. 25	Edinburg JC	W, 52-6	-
Nov. 7	Pearl River JC	W, 38-0	-
Nov. 15	at Corpus Christi JC	W, 46-0	-
Nov. 21	at Lamar JC	W, 21-7	-
Nov. 27	at Connors A&M	W, 33-7	-
	^ at Arkansas A&M	T, 0-0	-
	<b>Totals</b>	<b>263-48</b>	

^ - Cajun Bowl

1948

Coach: A.I. Ratcliff

Season Record: 8-3

Date	Opponent	Result	Attend.
Sept. 18	at Arkansas A&M	W, 32-7	-
Sept. 25	Wharton JC	W, 26-12	-
Oct. 1	at Wentworth Military	W, 39-0	-

Oct. 8	Tulane Freshmen	W, 20-13	-
Oct. 15	at Cameron A&M	L, 13-33	-
Oct. 22	Conners A&M	W, 39-13	-
Oct. 30	Edinburgh JC	W, 34-6	-
Nov. 5	Northeast Center	W, 40-0	-
Nov. 11	at Tyler JC	L, 7-10	-
Nov. 19	at Lamar College	L, 6-20	-
Nov. 25	#vs. Barksdale Air Field	W, 40-6	-
	<b>Totals</b>	<b>302-114</b>	

# - played in DeRidder

1949

Coach: A. I. Ratcliff

Capt: Kenneth Sweeney

Season Record: 4-7

	Tyler JC	L, 27-7	
	Houston B	L, 31-21	
	at Wharton JC	L, 28-21	
	at Rice Freshmen	L, 33-7	
	Cameron A&M	W, 42-7	
	Arkansas A&M	W, 14-7	
	at Northeast Center	W, 26-12	
	Tarleton JC	W, 20-14	
	at Lamar JC	L, 33-14	
	at Little Rock JC	L, 33-7	
	^ at Panola JC	L, 33-8	
	<b>Totals</b>	<b>187-258</b>	

^ - Oil Bowl

1950

Coach: A.I. Ratcliff

Season Record: 5-5

Date	Opponent	Result	Attend.
	at Tulane Freshmen	W, 28-20	-
	Wharton JC	L, 6-26	-
	at Rice Freshmen	W, 34-13	-
	Northeast Louisiana	W, 19-13	-
	Kilgore JC	L, 14-27	-
	at Arkansas A&M	L, 12-21	-
	Tyler JC	L, 26-36	-
	at Cameron A&M	L, 14-26	-
	Paris JC	W, 21-13	-
	Little Rock JC	W, 21-13	-
	<b>Totals</b>	<b>194-207</b>	

4-Year University Begins

1951

Coach: A.I. Ratcliff

Captains: Desmond Jones, Jim Whitehead

Season Record: 5-4-1

Date	Opponent	Result	Attend.
Sept. 22	SLI	L, 14-36	5,200
Sept. 29	at Stephen F. Austin	T, 14-14	5,000
Oct. 6	Northwestern State	W, 38-21	-
Oct. 13	at Northeast Louisiana	W, 25-13	-
Oct. 20	at Louisiana College	L, 21-27	-
Oct. 27	Arkansas A&M	W, 25-14	-
Nov. 3	at Sam Houston State	L, 13-20	2,500
Nov. 10	Lamar	W, 13-7	-
Nov. 17	Southeastern La.	L, 6-9	-
Nov. 24	^vs. Louisiana College	W, 13-6	3,700
	<b>Totals</b>	<b>192-166</b>	

^ - Cosmopolitan Bowl (Bolton Stadium, Alexandria, La.)

1952

Coach: A.I. Ratcliff

Captains: Charles Kuehn, Lester Landry

Season Record: 7-3

Date	Opponent	Result	Attend.

Sept. 20	*at Louisiana Tech	L, 0-6	-
Sept. 27	Stephen F. Austin	W, 25-7	-
Oct. 4	*at Northwestern State	W, 32-13	-
Oct. 11	Northeast Louisiana	W, 41-7	-
Oct. 18	*Louisiana College	W, 40-7	-
Oct. 24	at Tampa	W, 42-20	-
Nov. 1	Sam Houston State	W, 35-26	-
Nov. 8	at Lamar	W, 42-7	-
Nov. 15	*at Southeastern La.	L, 0-13	-
Nov. 22	*SLI	L, 13-20	-
	<b>Totals</b>	<b>270-126</b>	

\* - Gulf States Conference Games

1953

Coach: A.I. Ratcliff

Captains: Calvin Billings, M.K. Woolbert

Season Record: 3-7

Gulf States Conference/Finish: 2-4/4th

Date	Opponent	Result	Attend.
Sept. 19	Howard Payne	W, 34-26	4,000
Sept. 26	at Stephen F. Austin	L, 14-16	4,500
Oct. 3	*Northwestern State	L, 6-20	5,000
Oct. 10	*at Northeast Louisiana	W, 38-6	2,200
Oct. 17	*at Louisiana College	W, 33-9	8,000
Oct. 24	Tampa	L, 7-25	5,000
Oct. 31	Trinity	L, 0-20	1,500
Nov. 15	*Southeastern La.	L, 0-20	3,200
Nov. 21	*at SLI	L, 13-47	3,000
Nov. 27	*Louisiana Tech	L, 21-56	1,500
	<b>Totals</b>	<b>166-245</b>	

\* - Gulf States Conference Games

1954

Coach: A.I. Ratcliff

Captains: Aubrey Lambert, Jesse Castete

Season Record: 2-8

Gulf States Conference/Finish: 1-5/6th

Date	Opponent	Result	Attend.
Sept. 18	Howard Payne	L, 7-38	5,000
Sept. 25	Stephen F. Austin	L, 13-40	3,500
Oct. 2	*at Northwestern State	L, 20-32	7,500
Oct. 9	*Louisiana Tech	L, 10-21	8,000
Oct. 16	*Louisiana College	L, 0-28	5,500
Oct. 23	*Northeast Louisiana	W, 27-6	600
Oct. 30	at Trinity	L, 0-68	7,500
Nov. 6	Texas Lutheran	W, 33-18	900
Nov. 13	*at Southeastern La.	L, 6-50	6,500
Nov. 20	*SLI	L, 12-55	4,500
	<b>Totals</b>	<b>128-356</b>	

\* - Gulf States Conference Games

1955

Coach: John Gregory

Season Record: 7-1-1

Gulf States Conference/Finish: 5-1/2nd

Date	Opponent	Result	Attend.
Sept. 17	Sam Houston State	T, 26-20	
Oct. 1	*Northwestern State	W, 14-6	
Oct. 8	*Louisiana Tech	L, 0-14	
Oct. 15	*at Louisiana College	W, 26-0	
Oct. 22	*at Northeast Louisiana	W, 35-0	
Oct. 29	Lamar	W, 17-0	
Nov. 5	at Texas Lutheran	W, 31-7	
Nov. 12	*Southeastern La.	W, 10-7	
Nov. 19	*at SLI	W, 12-7	
	<b>Totals</b>	<b>171-60</b>	

\* - Gulf States Conference Games



YEAR-BY-YEAR RESULTS

1956

Coach: John Gregory

Season Record: 3-7

Gulf States Conference/Finish: 0-5/6th

Date	Opponent	Result	Attend.
Sept. 22	SW Oklahoma State	W, 24-7	
Sept. 29	*at Northwestern State	W, 20-17	
Oct. 6	*at Louisiana Tech	L, 0-6	
Oct. 13	*Louisiana College	W, 25-7	
Oct. 20	*Northeast Louisiana+	W, 12-0	
Oct. 27	at Lamar	L, 14-18	
Nov. 3	at Sam Houston State	L, 6-14	
Nov. 10	*at Southeastern La.	L, 0-34	
Nov. 17	*at SLI	L, 0-35	
Nov. 29	at Southern Arkansas	W, 34-14	
<b>Totals</b>		<b>168-148</b>	

\* - Gulf States Conference Games

+ - Forfeited Victories

1957

GULF STATES CONFERENCE CHAMPIONS

Coach: Les DeVall

Season Record: 8-2

Gulf States Conference/Finish: 4-1/1st

Date	Opponent	Result	Attend.
Sept. 14	Southwest Texas	W, 27-7	
Sept. 21	at Sam Houston State	W, 21-7	5,000
Sept. 28	*at Northwestern State	L, 20-23	6,000
Oct. 5	*Louisiana Tech	W, 13-6	
Oct. 12	at Louisiana College	W, 27-0	
Oct. 19	*at Northeast Louisiana	W, 26-6	
Oct. 26	McMurry	L, 6-7	3,000
Nov. 2	Southern Arkansas	W, 27-0	
Nov. 16	*Southeastern La.	W, 26-0	4,500
Nov. 23	*at SLI	W, 13-0	2,500
<b>Totals</b>		<b>206-56</b>	

\* - Gulf States Conference Games

1958

Coach: Les DeVall

Captains: Coy Scott, Sam Stribling

Season Record: 5-5

Gulf States Conference/Finish: 2-3/4th

Date	Opponent	Result	Attend.
Sept. 13	at Southwest Texas	W, 21-0	
Sept. 20	Sam Houston State	L, 6-12	
Sept. 27	*Northwestern State	W, 25-8	
Oct. 4	*at Louisiana Tech	L, 0-17	
Oct. 11	Louisiana College	W, 7-0	
Oct. 18	*Northeast Louisiana	L, 14-29	
Oct. 27	at McMurry	L, 0-21	
Nov. 8	at Florence State	W, 20-0	
Nov. 15	*at Southeastern La.	L, 6-7	
Nov. 22	*SLI	W, 9-8	
<b>Totals</b>		<b>108-102</b>	

\* - Gulf States Conference Games

1959

Coach: Les DeVall

Season Record: 6-3

Gulf States Conference/Finish: 2-3/3rd

Date	Opponent	Result	Attend.
Sept. 19	*at Northwestern State	L, 6-19	5,000
Sept. 26	at Stephen F. Austin	W, 20-7	3,500
Oct. 3	*Louisiana Tech	L, 0-28	5,000
Oct. 10	Tampa	W, 27-14	4,500
Oct. 17	*at Northeast Louisiana	W, 21-6	3,500
Oct. 31	at Louisiana College	W, 26-0	3,900
Nov. 7	Florence State	W, 28-7	4,000
Nov. 14	*Southeastern La.	W, 20-8	1,500
Nov. 21	*at USL	L, 14-19	5,000
<b>Totals</b>		<b>162-108</b>	

\* - Gulf States Conference Games

1960

Coach: Les DeVall

Captains: John Steed, Nolan Viator

Season Record: 7-3

Gulf States Conference/Finish: 3-2/3rd

Date	Opponent	Result	Attend.
Sept. 17	at Pensacola Navy	L, 7-13	5,000
Sept. 24	Stephen F. Austin	W, 14-0	4,500
Oct. 1	*at Louisiana Tech	L, 14-15	7,500
Oct. 8	at Arlington State	W, 7-0	5,600
Oct. 15	*Northeast Louisiana	W, 14-8	5,800
Oct. 22	at Tampa	W, 3-0	4,500
Oct. 30	Louisiana College	W, 20-7	6,000
Nov. 5	*Northwestern State	W, 20-7	6,000
Nov. 12	*at Southeastern La.	L, 6-21	5,500
Nov. 19	*USL	W, 28-18	6,200
<b>Totals</b>		<b>133-89</b>	

\* - Gulf States Conference Games

1961

GULF STATES CONFERENCE CHAMPIONS

Coach: Les DeVall

Captains: Coy Scott, Sam Stribling

Season Record: 7-2

Gulf States Conference/Finish: 4-1/1st

Date	Rank	Opponent	Result	Attend.
Sept. 16	-/-	Pensacola Navy	W, 24-6	6,000
Sept. 30	-/-	*Louisiana Tech	L, 16-21	8,000
Oct. 7	-/-	Arlington State	L, 7-22	5,500
Oct. 14	-/-	*at Northeast Louisiana	W, 7-0	4,800
Oct. 20	-/-	at Mexico Polytechnic	W, 60-8	30,000
Oct. 28	-/-	at Louisiana College	W, 7-6	6,000
Nov. 4	-/-	*at Northwestern State	W, 28-14	7,000
Nov. 11	-/3	*Southeastern La.	W, 21-8	7,400
Nov. 18	-/-	*at USL	W, 25-0	6,000
<b>Totals</b>		<b>207-85</b>		

\* - Gulf States Conference Games

1961 (7-2, 4-1/1st GSC)

1962

Coach: Les DeVall

Captains: Tommy Thompson, Gerald Conner

Season Record: 6-2-1

Gulf States Conference/Finish: 3-2/2nd

Date	Opponent	Result	Attend.
Sept. 22	Mexico Polytechnic	W, 40-0	4,500
Sept. 29	*at Louisiana Tech	L, 6-14	7,500
Oct. 6	at Tampa	T, 10-10	6,000
Oct. 13	*Northeast Louisiana	W, 13-8	7,000
Oct. 27	Louisiana College	W, 28-14	6,500
Nov. 3	*at Northwestern State	W, 26-6	6,500
Nov. 10	*at Southeastern La.	L, 15-21	7,500
Nov. 17	*USL	W, 19-0	4,300
Dec. 1	^vs. Howard College	W, 21-14	
<b>Totals</b>		<b>178-87</b>	

\* - Gulf States Conference Games

^ - Golden Isle Bowl (Brunswick, Ga.)

1963

GULF STATES CONFERENCE CHAMPIONS

Coach: Les DeVall

Captains: Gerald Conner

Season Record: 8-0

Gulf States Conference/Finish: 5-0/1st

Date	Rank	Opponent	Result	Attend.
Sept. 28	-/-	*Louisiana Tech	W, 27-6	7,000
Oct. 5	-/-	Howard College	W, 28-0	5,500
Oct. 12	-/-	Tampa	W, 37-12	6,000
Oct. 19	-/10	*at Northeast Louisiana	W, 20-8	4,500
Nov. 2	-/9	at Louisiana College	W, 40-0	5,000
Nov. 9	-/9	*at Northwestern State	W, 21-13	6,000

Nov. 16	9/-	*Southeastern La.	W, 35-6	8,000
Nov. 23	8/-	*at USL	W, 14-7	8,000

**Totals** 222-52

\* - Gulf States Conference Games

1964

Coach: Les DeVall

Captains: Gerald Conner

Season Record: 6-3

Gulf States Conference/Finish: 3-2/3rd

Date	Opponent	Result	Attend.
Sept. 26	*at Louisiana Tech	L, 6-10	9,500
Oct. 3	at Howard College	W, 7-6	4,000
Oct. 10	at Tampa	W, 12-0	4,500
Oct. 17	*Northeast Louisiana	W, 21-6	6,200
Oct. 24	at Memphis State	L, 0-23	11,542
Oct. 31	Louisiana College	W, 34-7	6,000
Nov. 7	*Northwestern State	W, 12-10	6,500
Nov. 14	*at Southeastern La.	L, 2-7	7,000
Nov. 21	*USL	W, 24-9	7,500
<b>Totals</b>		<b>118-78</b>	

\* - Gulf States Conference Games

1965

GULF STATES CONFERENCE CHAMPIONS

Coach: Les DeVall

Captains: Richard Guillory, Ken Kemp

Season Record: 5-4

Gulf States Conference/Finish: 4-1/1st

Date	Rank	Opponent	Result	Attend.
Sept. 18	-/-	Tampa	L, 12-16	11,000
Sept. 25	-/-	at Pensacola Navy	L, 13-24	3,500
Oct. 2	-/7	*Louisiana Tech	W, 20-14	10,200
Oct. 16	-/-	*at Northeast Louisiana	W, 14-6	3,500
Oct. 23	-/-	Memphis State	L, 0-28	12,000
Oct. 30	-/-	at Louisiana College	W, 10-0	5,000
Nov. 6	-/-	*at Northwestern State	W, 29-21	5,000
Nov. 13	-/-	*Southeastern La.	W, 12-8	10,000
Nov. 20	-/-	*at USL	L, 7-14	12,000
<b>Totals</b>		<b>117-131</b>		

\* - Gulf States Conference Games

1966

Coach: Jim Clark

Captains: Luther Clark

Season Record: 5-5

Gulf States Conference/Finish: 3-2/2nd

Date	Rank	Opponent	Result	Attend.
Sept. 17	-/-	at Texas A&I	L, 6-12	7,500
Sept. 24	-/-	Pensacola Navy	W, 21-7	9,500
Oct. 1	-/-	*at Louisiana Tech	W, 10-7	10,000
Oct. 8	-/-	at Arlington State	L, 0-20	8,000
Oct. 15	-/-	*Northeast Louisiana	W, 18-17	9,000
Oct. 22	-/-	at Lamar	L, 7-10	12,121
Oct. 29	-/-	Louisiana College	W, 31-0	11,000
Nov. 5	-/5	*Northwestern State	L, 6-14	11,500
Nov. 12	-/-	*at Southeastern La.	W, 28-12	7,500
Nov. 19	-/-	*USL	L, 0-7	12,300
<b>Totals</b>		<b>127-106</b>		

\* - Gulf States Conference Games



YEAR-BY-YEAR RESULTS

1967

GULF STATES CONFERENCE CHAMPIONS

Coach: Jim Clark

Captains: David Bourgeois

Season Record: 4-5

Gulf States Conference/Finish: 4-1/1st

Date	Rank	Opponent	Result	Attend.
Sept. 16	-/-	Texas A&I	L, 3-17	10,000
Sept. 23	-/-	at Pensacola Navy	L, 7-14	3,500
Sept. 30	-/-	*Louisiana Tech	W, 20-12	9,500
Oct. 7	-7/-	Texas-Arlington	L, 16-17	10,000
Oct. 14	-/-	*at Northeast Louisiana	W, 8-7	7,500
Oct. 21	-/-	Lamar	L, 8-24	11,000
Nov. 4	-/-	*at Northwestern State	W, 21-7	7,500
Nov. 11	-/-	*Southeastern La.	W, 23-8	11,000
Nov. 18	-/-	*at USL	L, 6-31	13,500
<b>Totals</b>			<b>112-147</b>	

\* - Gulf States Conference Games

1968

Coach: Jim Clark

Captains: Glenn Kidder

Season Record: 4-6

Gulf States Conference/Finish: 1-4/6th

Date	Rank	Opponent	Result	Attend.
Sept. 21	-/-	at Lamar	W, 10-0	11,633
Sept. 28	-/-	Tennessee-Martin	W, 17-0	9,200
Oct. 5	-/11	*at Louisiana Tech	W, 27-20	14,000
Oct. 12	-/-	at Texas-Arlington	L, 21-46	9,000
Oct. 19	-/-	*Northeast Louisiana	L, 14-21	12,200
Oct. 26	-/-	Pensacola Navy	W, 54-13	10,000
Nov. 2	-/-	at Troy State	L, 0-52	9,000
Nov. 9	-/-	*Northwestern State	L, 12-28	10,500
Nov. 16	-/-	*at Southeastern La.	L, 3-17	5,000
Nov. 23	-/-	*USL	L, 7-12	12,300
<b>Totals</b>			<b>164-209</b>	

\* - Gulf States Conference Games

1969

Coach: Jim Clark

Captains: Carol Breaux

Season Record: 4-6

Gulf States Conference/Finish: 1-4/6th

Date	Rank	Opponent	Result	Attend.
Sept. 20	-/-	Lamar	L, 7-13	12,300
Sept. 27	-/-	at Tennessee-Martin	W, 17-15	6,000
Oct. 4	-/-	*Louisiana Tech	L, 18-35	12,300
Oct. 11	-/-	Texas-Arlington	L, 7-13	9,000
Oct. 18	-/-	*at Northeast Louisiana	W, 41-27	8,000
Oct. 25	-/-	at Pensacola Navy	W, 31-29	3,500
Nov. 1	-/13	Troy State	W, 17-14	10,000
Nov. 8	-/-	*at Northwestern State	L, 28-29	9,000
Nov. 15	-/-	*Southeastern La.	L, 21-24	9,000
Nov. 22	-/-	*at USL	L, 17-21	10,000
<b>Totals</b>			<b>204-220</b>	

\* - Gulf States Conference Games

1970

Coach: Jack Doland

Captains: Richard Vidrine, Al Hebert

Season Record: 5-6

Gulf States Conference/Finish: 2-3/3rd

Date	Rank	Opponent	Result	Attend.
Sept. 12	-/-	at East Texas State	L, 26-57	6,500
Sept. 19	-/-	Sam Houston State	L, 19-24	11,500
Sept. 26	-/-	Tennessee-Martin	L, 7-10	10,000
Oct. 3	-/-	*at Louisiana Tech	W, 16-14	10,000
Oct. 10	-/-	at Lamar	W, 17-12	15,156
Oct. 17	-/-	*Northeast Louisiana	W, 17-13	12,300
Oct. 24	-/-	at Pensacola Navy	W, 28-8	3,000
Oct. 31	-/-	at Troy State	W, 38-7	10,000
Nov. 7	-/-	*Northwestern State	L, 7-14	12,300
Nov. 14	-/-	*at Southeastern La.	L, 7-15	5,500
Nov. 21	-/12	*USL	L, 7-13	14,000
<b>Totals</b>			<b>189-186</b>	

\* - Gulf States Conference Games

Division I Status Begins

1971

Coach: Jack Doland

Captains: Larry Grissom, Rocke Fournet

Season Record: 10-1-1

Date	Rank	Opponent	Result	Attend.
Sept. 11	-/-	East Texas State	W, 47-3	12,226
Sept. 18	-/-	at Sam Houston State	W, 15-13	7,000
Sept. 25	-/-	at Tennessee-Martin	W, 24-20	7,000
Oct. 2	-/7	Louisiana Tech	W, 29-22	13,500
Oct. 9	10/-	Lamar	W, 38-0	13,000
Oct. 16	4/-	at Northeast Louisiana	W, 31-21	8,000
Oct. 30	2/-	Troy State	W, 17-7	14,300
Nov. 6	1/-	at Northwestern State	T, 3-3	7,000
Nov. 13	2/-	Southeastern La.	W, 31-0	13,000
Nov. 20	2/-	at USL	W, 20-10	25,000
Dec. 11	2/5	^vs. Tennessee State	L, 23-26	15,271
<b>Totals</b>			<b>309-125</b>	

^ - Grantland Rice Bowl (Memorial Stadium, Baton Rouge)

1972

Coach: Jack Doland

Captains: Greg Davis, Allan Dennis

Season Record: 8-3

Southland Conference/Finish: 3-2/3rd

Date	Rank	Opponent	Result	Attend.
Sept. 9	-/-	*at Arkansas State	W, 27-17	9,500
Sept. 16	-/-	Sam Houston State	W, 28-0	13,500
Sept. 23	T5/3	*at Louisiana Tech	L, 17-34	19,200
Oct. 7	8/-	*at Lamar	W, 17-7	16,226
Oct. 14	5/-	Northeast Louisiana	W, 31-14	12,600
Oct. 21	4/-	at Nicholls State	W, 24-7	7,600
Oct. 28	5/-	at Troy State	W, 12-7	6,500
Nov. 4	7/-	Northwestern State	L, 10-25	14,000
Nov. 11	10/-	at Southeastern La.	W, 31-13	4,500
Nov. 18	9/-	*Abilene Christian	W, 22-0	8,750
Nov. 25	T10/-	*USL	L, 0-10	14,000
<b>Totals</b>			<b>219-108</b>	

\* - Southland Conference Games

1973

Coach: Jack Doland

Captains: Don Soileau, Randy Battaglio

Season Record: 7-3

Southland Conference/Finish: 2-3/4th

Date	Rank	Opponent	Result	Attend.
Sept. 15	-/-	Southeastern La.	W, 40-10	12,700
Sept. 22	13/-	*Lamar	W, 20-7	14,000
Sept. 29	12/9	*Louisiana Tech	L, 7-10	15,000
Oct. 6	-/-	*at Texas-Arlington	L, 24-26	5,500
Oct. 13	-/-	at Northeast Louisiana	W, 16-6	5,000
Oct. 20	-/-	Nicholls State	W, 28-7	10,000
Oct. 27	-/-	Troy State	W, 21-6	11,000
Nov. 3	-/-	at Northwestern State	W, 14-0	9,800
Nov. 17	-/-	*Arkansas State	L, 23-26	10,000
Nov. 24	-/-	*at USL	W, 37-0	10,000
<b>Totals</b>			<b>230-108</b>	

\* - Southland Conference Games

1974

Coach: Jack Doland

Captains: Douglas Dutt, Dwight Clement

Season Record: 6-4-1

Southland Conference/Finish: 2-3/4th

Date	Rank	Opponent	Result	Attend.
Sept. 7	-/-	Northern Illinois	W, 19-16	11,500
Sept. 21	18/-	*USL	W, 38-0	15,500
Sept. 28	5/-	Northeast Louisiana	W, 20-14	11,500
Oct. 5	5/3	at Delaware	L, 24-29	19,239
Oct. 12	9/-	Eastern Michigan	T, 6-6	9,000
Oct. 19	10/-	*Texas-Arlington	W, 43-0	11,000
Oct. 26	10/1	*at Louisiana Tech	L, 17-24	22,058
Nov. 2	12/-	at Nicholls State	W, 26-20	8,000
Nov. 9	12/-	Northwestern State	W, 17-7	8,750
Nov. 16	10/-	*at Lamar	L, 3-17	11,700
Nov. 23	15/-	*at Arkansas State	L, 20-22	5,881
<b>Totals</b>			<b>233-155</b>	

\* - Southland Conference Games

1975

Coach: Jack Doland

Captains: Wayne Adams, Darrel Gros

Season Record: 7-4

Southland Conference/Finish: 3-2/3rd

Date	Rank	Opponent	Result	Attend.
Sept. 13	-/-	*Louisiana Tech	L, 14-21	20,000
Sept. 20	-/-	*Arkansas State	L, 7-24	13,500
Sept. 27	-/-	at Eastern Michigan	L, 6-20	11,035
Oct. 4	-/-	at Marshall	W, 33-3	9,150
Oct. 11	-/-	*at Texas-Arlington	W, 28-24	6,000
Oct. 18	-/-	Northeast Louisiana	W, 15-14	10,000
Oct. 25	-/-	Dayton	L, 12-17	5,000
Nov. 8	-/-	Northwestern State	W, 31-14	9,000
Nov. 15	-/-	West Texas State	W, 39-33	9,000
Nov. 22	-/-	*at USL	W, 33-21	25,710
Nov. 29	-/-	*Lamar	W, 20-10	9,000
<b>Totals</b>			<b>238-201</b>	

\* - Southland Conference Games

1976

INDEPENDENCE BOWL CHAMPIONS

SOUTHLAND CHAMPIONS

Coach: Jack Doland

Captains: Jim Gonsoulin, Bill Moseley

Season Record: 10-2

Southland Conference/Finish: 4-1/1st

Date	Opponent	Result	Attend.
Sept. 11	Southern Illinois	W, 38-0	15,000
Sept. 18	*at Louisiana Tech	W, 15-13	17,134
Sept. 25	Eastern Michigan	W, 23-10	15,000
Oct. 2	Marshall	W, 34-9	15,000
Oct. 9	at Northeast Louisiana	W, 36-35	8,300
Oct. 16	*Texas-Arlington	L, 10-24	15,000
Oct. 23	*at Arkansas State	W, 24-21	2,100
Oct. 30	at West Texas State	L, 25-30	5,000
Nov. 6	Northwestern State	W, 24-15	12,000
Nov. 13	*at Lamar	W, 27-0	5,000
Nov. 20	*USL	W, 20-19	27,500
Dec. 13	^Tulsa	W, 20-16	15,542
<b>Totals</b>		<b>238-201</b>	

^ - Independence Bowl

\* - Southland Conference Games

1977

Coach: Jack Doland

Captains: Terry McFarland, Bob Howell

Season Record: 5-5-1

Southland Conference/Finish: 1-3-1/5th

Date	Opponent	Result	Attend.
Sept. 10	Indiana State	W, 25-7	20,000
Sept. 17	West Texas State	W, 20-8	19,761
Sept. 24	at Eastern Michigan	L, 7-9	7,250
Oct. 1	*Louisiana Tech	L, 7-14	23,571
Oct. 8	*at Texas-Arlington	L, 7-24	6,500
Oct. 15	at Northeast Louisiana	W, 29-7	6,500
Oct. 22	*Arkansas State	W, 17-14	15,321
Oct. 29	Nicholls State	L, 7-24	17,724
Nov. 5	at Northwestern State	W, 14-7	7,855
Nov. 12	*Lamar	L, 7-35	14,576
Nov. 25	*at USL	T, 9-9	25,112
<b>Totals</b>		<b>149-158</b>	

\* - Southland Conference Games



YEAR-BY-YEAR RESULTS

1978

Coach: Jack Doland

Captains: Doug Fruge, Richard Ellender

Season Record: 7-4

Southland Conference/Finish: 2-3/4th

Date	Opponent	Result	Attend.
Sept. 9	Fresno State	W, 21-16	14,925
Sept. 16	at West Texas State	W, 45-13	15,213
Sept. 23	at Northwestern State	L, 7-10	12,400
Sept. 30	*at Louisiana Tech	L, 20-34	18,441
Oct. 7	Nicholls State	W, 35-10	18,000
Oct. 14	Northeast Louisiana	W, 31-10	19,125
Oct. 21	*at Arkansas State	L, 3-6	15,153
Oct. 28	Tennessee-Chattanooga	W, 28-24	14,000
Nov. 11	*at Lamar	W, 24-23	4,000
Nov. 18	*Texas-Arlington	L, 17-20	13,800
Nov. 25	*USL	W, 44-18	25,800
<b>Totals</b>		<b>275-184</b>	

\* - Southland Conference Games

1979

INDEPENDENCE BOWL

SOUTHLAND CHAMPIONS

Coach: Ernie Duplechin

Captains: Tim Harris, Ray Martin

Season Record: 11-1

Southland Conference/Finish: 5-0/1st

Date	Opponent	Result	Attend.
Sept. 1	at Tulsa	W, 6-3	24,600
Sept. 8	Southeastern La.	W, 10-7	20,000
Sept. 15	West Texas State	W, 21-0	19,500
Sept. 22	at Northeast Louisiana	W, 12-10	19,757
Oct. 6	*at Texas-Arlington	W, 14-13	9,303
Oct. 13	*at Lamar	W, 34-25	17,000
Oct. 20	*Arkansas State	W, 10-7	20,000
Oct. 27	at Tenn.-Chattanooga	W, 24-17	9,800
Nov. 3	Northwestern State	W, 44-13	19,875
Nov. 10	*Louisiana Tech	W, 41-7	19,375
Nov. 17	*at USL	W, 10-6	22,300
Dec. 15	^Syracuse	L, 7-31	
<b>Totals</b>		<b>233-139</b>	

^ - Independence Bowl

\* - Southland Conference Games

1980

INDEPENDENCE BOWL

SOUTHLAND CHAMPIONS

Coach: Ernie Duplechin

Captains: Daryl Burckel, Joey Gregory

Season Record: 10-2

Southland Conference/Finish: 5-0/1st

Date	Opponent	Result	Attend.
Sept. 6	at West Texas State	W, 20-17	16,101
Sept. 13	at Toledo	W, 20-17	21,281
Sept. 20	Nicholls State	W, 21-0	20-650
Sept. 27	Northwestern State	L, 10-13	21,095
Oct. 4	Ball State	W, 24-7	19,879
Oct. 11	at Northeast Louisiana	W, 48-28	16,352
Oct. 25	*at Arkansas State	W, 36-28	8,500
Nov. 1	*Texas-Arlington	W, 31-17	20,034
Nov. 8	*at Louisiana Tech	W, 45-8	14,200
Nov. 15	*Lamar	W, 35-3	19,768
Nov. 22	*USL	W, 14-0	23,789
Dec. 13	^Southern Mississippi	L, 14-16	42,600
<b>Totals</b>		<b>318-154</b>	

^ - Independence Bowl

\* - Southland Conference Games

1981

Coach: Ernie Duplechin

Captains: James Galloway, Bernard Bell

Season Record: 7-3-1

Southland Conference/Finish: 3-1-1/2nd

Date	Opponent	Result	Attend.
Sept. 5	Southern Illinois	W, 27-12	20,965
Sept. 12	at Ball State	L, 21-24	14,037
Sept. 19	at Nicholls State	W, 59-9	7,500
Oct. 3	West Texas State	L, 24-31	20,850
Oct. 10	at Northwestern State	W, 42-21	10,200
Oct. 17	Northeast Louisiana	W, 41-25	20,178
Oct. 24	*Arkansas State	W, 21-7	21,254
Oct. 31	*at Lamar	T, 20-20	5,000
Nov. 7	*Louisiana Tech	W, 27-20	20,000
Nov. 14	*at Texas-Arlington	L, 20-21	5,000
Nov. 21	*at USL	W, 13-7	19,173
<b>Totals</b>		<b>316-197</b>	

\* - Southland Conference Games

Division I-AA/FCS Status Begins

1982

Coach: Hubert Boales

Captains: Stephen Starring, Clay Rougeau

Season Record: 4-6-1

Southland Conference/Finish: 2-3/3rd

Date	Rank	Opponent	Result	Attend.
Sept. 4	-/-	Texas A&I	W, 42-21	22,750
Sept. 11	-/-	Southeastern La.	L, 7-17	19,756
Sept. 18	-/-	at Indiana State	L, 10-13	11,096
Sept. 25	-/-	at West Texas State	L, 17-25	12,333
Oct. 2	-/10	*at Northeast Louisiana	L, 21-35	17,950
Oct. 9	-/-	Northwestern State	W, 21-11	19,000
Oct. 23	-/-	*at Arkansas State	W, 21-10	15,744
Oct. 30	-/-	*Texas-Arlington	W, 38-12	19,237
Nov. 6	-/2	*at Louisiana Tech	L, 14-35	17,600
Nov. 13	-/-	*Lamar	L, 3-12	18,324
Nov. 20	-/-	USL	T, 10-10	23,100
<b>Totals</b>		<b>204-201</b>		

\* - Southland Conference Games

1983

Coach: John McCann

Captains: Ronnie Landry, Jim Hughes

Season Record: 6-5

Southland Conference/Finish: 3-3/3rd

Date	Rank	Opponent	Result	Attend.
Sept. 3	-/-	at Northwestern State	W, 18-13	12,800
Sept. 10	-/-	at Southeastern La.	W, 23-0	6,000
Sept. 17	-/-	West Texas State	W, 17-9	21,168
Sept. 24	2/-	Nicholls State	L, 27-30	20,000
Oct. 8	11/-	*at Louisiana Tech	W, 24-20	14,900
Oct. 15	11/10*	North Texas	L, 10-17	21,500
Oct. 22	T18/-	*Arkansas State	L, 14-24	17,000
Oct. 29	-/4	*at Northeast Louisiana	L, 6-37	17,853
Nov. 5	-/-	*Texas-Arlington	W, 20-16	15,500
Nov. 12	-/-	at USL	L, 16-48	24,123
Nov. 19	-/-	*at Lamar	W, 17-7	2,324
<b>Totals</b>		<b>192-212</b>		

\* - Southland Conference Games

1984

Coach: John McCann

Captains: Don Richards, Vance Robichaux

Season Record: 7-3-1

Southland Conference/Finish: 2-3-1/5th

Date	Rank	Opponent	Result	Attend.
Sept. 1	-/-	Northwestern State	W, 17-14	18,500
Sept. 8	-/-	Southeastern La.	W, 28-7	19,500
Sept. 15	-/-	at Nicholls State	W, 24-21	6,110

Sept. 22	2/-	at West Texas State	W, 24-7	5,411
Oct. 6	2/-	*Louisiana Tech	L, 17-24	20,000
Oct. 13	10/-	*at North Texas	W, 26-7	9,800
Oct. 20	7/-	*at Arkansas State	T, 16-16	2,500
Oct. 27	9/-	*Northeast Louisiana	L, 3-19	19,750
Nov. 3	-/-	*at Texas-Arlington	L, 20-24	4,611
Nov. 10	-/-	USL	W, 30-17	23,000
Nov. 17	-/-	*Lamar	W, 34-14	13,300
<b>Totals</b>		<b>239-170</b>		

\* - Southland Conference Games

1985

Coach: John McCann

Captains: Lark Hebert, Vance Robichaux

Season Record: 6-3-2

Southland Conference/Finish: 3-1-2/3rd

Date	Rank	Opponent	Result	Attend.
Sept. 7	-/-	at Southeastern La.	W, 14-7	7,500
Sept. 14	-/-	at Northwestern State	L, 13-14	9,315
Sept. 21	-/-	Nicholls State	L, 35-37	19,750
Sept. 28	-/6	*Arkansas State	W, 15-13	17,545
Oct. 12	-/T12	*at Louisiana Tech	L, 3-35	17,833
Oct. 19	-/-	Southwest Texas	W, 28-0	12,500
Oct. 26	-/-	*North Texas	T, 0-0	12,000
Nov. 2	-/-	*at Northeast Louisiana	W, 10-0	6,000
Nov. 9	-/-	*Texas-Arlington	T, 10-10	15,000
Nov. 16	-/-	at USL	W, 14-3	17,506
Nov. 23	-/-	*at Lamar	W, 28-7	3,605
<b>Totals</b>		<b>160-126</b>		

\* - Southland Conference Games

1986

Coach: John McCann

Captains: Richard Burks, Randy Moss

Season Record: 2-9

Southland Conference/Finish: 1-4/5th

Date	Rank	Opponent	Result	Attend.
Sept. 6	-/-	Prairie View	W, 57-2	19,779
Sept. 13	-/-	Northwestern State	L, 3-9	19,850
Sept. 20	-/-	at Nicholls State	L, 10-34	3,800
Sept. 27	-/-	*at North Texas	L, 13-21	14,000
Oct. 4	-/-	at Southwest Texas	L, 9-13	8,667
Oct. 11	-/-	*Louisiana Tech	L, 16-28	18,000
Oct. 18	-/-	*Northeast Louisiana	L, 17-37	14,000
Oct. 25	-/4	*at Arkansas State	L, 14-23	17,483
Nov. 8	-/-	at Northern Iowa	L, 38-55	7,575
Nov. 15	-/-	USL	L, 13-33	18,353
Nov. 22	-/-	*Lamar	W, 38-7	7,000
<b>Totals</b>		<b>228-284</b>		

\* - Southland Conference Games

1987

Coach: Sonny Jackson

Captains: Randy Moss, Jeff Bryant, Tony Hunt

Season Record: 2-9

Southland Conference/Finish: 1-5/6th

Date	Rank	Opponent	Result	Attend.
Sept. 5	-/-	Northern Iowa	L, 31-34	18,500
Sept. 12	-/-	*at Northwestern State	L, 3-39	11,600
Sept. 19	-/-	*Stephen F. Austin	W, 20-9	14,750
Sept. 26	-/7	*North Texas	L, 16-38	13,500
Oct. 3	-/-	Arkansas State	L, 0-17	16,250
Oct. 10	-/-	at Louisiana Tech	L, 3-7	16,300
Oct. 24	-/-	at New Mexico State	L, 13-32	7,861
Oct. 31	-/9	*at Northeast Louisiana	L, 10-37	13,210
Nov. 7	-/-	*Southwest Texas	L, 10-26	10,000
Nov. 14	-/-	Nicholls State	L, 7-29	10,120
Nov. 21	-/-	*at Lamar	W, 44-36	3,259
<b>Totals</b>		<b>157-303</b>		

\* - Southland Conference Games



**YEAR-BY-YEAR RESULTS**

**1988**

**Coach: Sonny Jackson**  
**Captains: Berwick Davenport, Brian McZeal, Glenn Koch, Pete Sinclair**  
**Season Record: 6-5**

**Southland Conference/Finish: 3-3/4th**

Date	Rank	Opponent	Result	Attend.
Sept. 3	-/-	Mississippi College	W, 6-2	6,000
Sept. 10	-/-	*Northeast Louisiana	W, 23-0	17,200
Sept. 17	-/-	Toledo	W, 46-19	19,750
Sept. 24	9/-	at Fresno State	L, 0-49	34,508
Oct. 1	17/-	at Nicholls State	L, 19-23	4,798
Oct. 8	-/-	*Northwestern State	L, 20-25	18,257
Oct. 15	-/1	*at North Texas	L, 0-37	18,560
Oct. 29	-/-	*at Southwest Texas	W, 24-21	11,133
Nov. 5	-/-	*Sam Houston State	W, 37-10	14,000
Nov. 12	-/1	*at Stephen F. Austin	L, 3-20	2,217
Nov. 19	-/-	Lamar	W, 18-17	4,100
<b>Totals</b>			<b>196-213</b>	

\* - Southland Conference Games

**1989**

**Coach: Sonny Jackson**  
**Captains: Scott Dieterich, Tony Citizen, Darren Andrus**  
**Season Record: 5-6**

**Southland Conference/Finish: 2-4/5th**

Date	Rank	Opponent	Result	Attend.
Sept. 2	-/7	Mississippi College	W, 28-21	15,233
Sept. 9	-/-	Samford	W, 49-14	16,201
Sept. 16	-/-	*at Northeast Louisiana	L, 14-17	19,618
Sept. 23	-/-	*at Northwestern State	L, 14-15	13,400
Sept. 30	-/-	Nicholls State	W, 28-14	15,443
Oct. 14	-/9	at Arkansas State	L, 16-21	15,000
Oct. 21	-/5	*Stephen F. Austin	L, 14-42	13,100
Oct. 28	-/-	*Southwest Texas	W, 21-7	14,221
Nov. 4	-/-	*North Texas	L, 19-31	10,115
Nov. 11	-/-	*at Sam Houston State	W, 31-14	5,307
Nov. 18	-/-	at Lamar	L, 17-22	3,263
<b>Totals</b>			<b>254-221</b>	

\* - Southland Conference Games

**1990**

**Coach: Bobby Keasler**  
**Captains: Mike Pierce, Kip Texada, Eric LeBlanc, Mark LeBlanc**  
**Season Record: 5-6**

**Southland Conference/Finish: 4-2/2nd**

Date	Rank	Opponent	Result	Attend.
Sept. 1	-/-	at Nicholls State	L, 24-31	5,672
Sept. 8	-/-	Louisiana Tech	L, 3-51	17,178
Sept. 15	-/T17	at Eastern Illinois	W, 15-7	6,408
Sept. 22	-/3	at Montana	L, 22-45	11,087
Oct. 6	-/-	*Northeast Louisiana	W, 19-14	13,787
Oct. 13	-/-	*Northwestern State	W, 38-21	17,713
Oct. 20	-/13	*at North Texas	W, 16-14	17,625
Oct. 27	19/15	*at Southwest Texas	L, 17-19	11,196
Nov. 3	-/-	*at Stephen F. Austin	L, 9-30	11,187
Nov. 10	-/-	*Sam Houston State	W, 13-6	11,217
Nov. 17	-/-	Weber State	L, 7-27	12,231
<b>Totals</b>			<b>183-265</b>	

\* - Southland Conference Games

**1991**

**SOUTHLAND CHAMPIONS**  
**1-AA PLAYOFFS 1st ROUND**  
**Coach: Bobby Keasler**  
**Captains: Sean Judge, Ronald Scott, Greg Rayson**  
**Season Record: 6-4-2**

**Southland Conference/Finish: 4-1-2/1st**

Date	Rank	Opponent	Result	Attend.
Sept. 7	-/7	at Northern Iowa	L, 5-30	9,123
Sept. 14	-/20	at Southwest Missouri	L, 3-7	15,579
Sept. 21	-/-	Montana	W, 31-3	15,175
Oct. 5	-/-	*Nicholls State	W, 21-3	14,621
Oct. 12	-/10	*at Northeast Louisiana	T, 10-10	20,348
Oct. 19	-/-	*at Northwestern State	L, 3-20	10,000
Oct. 26	-/-	*Southwest Texas	W, 19-18	13,651
Nov. 2	-/-	*North Texas	W, 41-3	11,000
Nov. 9	19/-	*Stephen F. Austin	T, 7-7	10,261
Nov. 16	-/8	*at Sam Houston State	W, 19-17	7,117
Nov. 23	T19/-	Tennessee-Martin	W, 17-16	13,313
Nov. 30	19/1	#at Nevada	L, 16-22	15,311
<b>Totals</b>			<b>192-156</b>	

# - 1-AA Playoffs

\* - Southland Conference Games

**1992**

**1-AA PLAYOFFS QUARTERFINALS**  
**Coach: Bobby Keasler**  
**Captains: Eric Fleming, Ken Naquin, Marty Posey**  
**Season Record: 9-4**

**Southland Conference/Finish: 6-1/2nd**

Date	Rank	Opponent	Result	Attend.
Sept. 5	19/-	Southwest Missouri	W, 16-13	15,702
Sept. 12	10/3	Northern Iowa	L, 18-21	17,765
Sept. 19	15/-	at Nevada	L, 21-31	22,005
Sept. 26	19/-	*at Nicholls State	W, 21-17	3,361
Oct. 10	13/-	*Northeast Louisiana	L, 35-52	19,376
Oct. 17	-/-	*Northwestern State	W, 29-0	17,113
Oct. 24	-/12	*at Southwest Texas	W, 17-13	10,576
Oct. 31	15/-	*at North Texas	W, 26-25	5,129
Nov. 7	14/-	*at Stephen F. Austin	W, 28-3	11,479
Nov. 14	13/-	*Sam Houston State	W, 37-14	15,235
Nov. 21	11/-	at Weber State	W, 23-22	5,972
Nov. 28	11/5	#at Idaho	W, 23-30	6,000
Dec. 5	11/3	#at Northern Iowa	L, 7-29	13,375
<b>Totals</b>			<b>301-260</b>	

# - 1-AA Playoffs

\* - Southland Conference Games

**1993**

**SOUTHLAND CHAMPIONS**  
**1-AA PLAYOFFS QUARTERFINALS**  
**Coach: Bobby Keasler**  
**Captains: Terry Irving, Sam Breaux, Lance Guidry**  
**Season Record: 10-3**

**Southland Conference/Finish: 7-0/1st**

Date	Rank	Opponent	Result	Attend.
Sept. 4	7/4	Northern Iowa	W, 27-10	19,572
Sept. 11	3/-	Eastern Illinois	W, 49-7	19,579
Sept. 18	2/-	at Illinois State	L, 27-37	9,819
Sept. 25	10/22	at Central Florida	L, 3-22	10,759
Oct. 9	18/4	*at Northeast Louisiana	W, 34-26	18,002
Oct. 16	13/-	*North Texas	W, 18-17	18,075
Oct. 23	13/-	*Sam Houston State	W, 37-14	19,879
Oct. 30	9/16	*at Stephen F. Austin	W, 21-20	10,864
Nov. 6	8/-	*at Southwest Texas	W, 27-10	7,641
Nov. 13	7/-	*at Northwestern State	W, 34-7	7,600
Nov. 20	5/-	*Nicholls State	W, 27-0	17,111
Nov. 27	5/10	#William & Mary	W, 34-28	17,167
Dec. 4	5/1	#Troy State	L, 28-35	20,000
<b>Totals</b>			<b>366-220</b>	

# - 1-AA Playoffs

\* - Southland Conference Games

**1994**

**1-AA PLAYOFFS QUARTERFINALS**  
**Coach: Bobby Keasler**  
**Captains: Dana Scott, Ronald Cherry, Eric Acheson**  
**Season Record: 10-3**

**Southland Conference/Finish: 5-1/2nd**

Date	Rank	Opponent	Result	Attend.
Sept. 3	4/22	Illinois State	W, 31-17	16,975
Sept. 10	2/-	Jacksonville State	W, 18-12	15,025
Sept. 17	2/-	Central Arkansas	W, 21-7	17,000
Sept. 24	2/9	at Northern Iowa	W, 34-24	16,324
Oct. 1	2/5	at Youngstown State	L, 8-28	16,906
Oct. 15	5/24	*at North Texas	L, 17-38	20,653
Oct. 22	10/-	*at Sam Houston State	W, 30-6	7,530
Oct. 29	11/16	*Stephen F. Austin	W, 13-9	17,000
Nov. 5	11/-	*Southwest Texas	W, 34-10	14,000
Nov. 12	11/-	*at Northwestern State	W, 28-7	10,300
Nov. 19	8/-	*Nicholls State	W, 41-24	16,000
Nov. 26	5/6	#Idaho	W, 38-21	16,000
Dec. 3	5/8	#at Montana	L, 28-30	8,419
<b>Totals</b>			<b>341-233</b>	

# - 1-AA Playoffs

\* - Southland Conference Games

**1995**

**SOUTHLAND CHAMPIONS**  
**1-AA PLAYOFFS SEMIFINALS**  
**Coach: Bobby Keasler**  
**Captains: Kerry Joseph, Marsh Buice, Vincent Landrum**  
**Season Record: 13-1**

**Southland Conference/Finish: 5-0/1st**

Date	Rank	Opponent	Result	Attend.
Sept. 2	3/-	at Southwest Missouri	W, 31-2	13,798
Sept. 9	1/-	Southeast Oklahoma	W, 45-10	16,860
Sept. 16	1/6	at James Madison	W, 30-24	11,000
Sept. 23	11/14	Youngstown State	W, 31-3	20,180
Sept. 30	1/-	Central Florida	W, 49-7	16,921
Oct. 14	1/-	Portland State	W, 27-13	14,264
Oct. 21	1/-	*Sam Houston State	W, 20-0	15,083
Oct. 28	1/3	*at Stephen F. Austin	W, 34-16	23,617
Nov. 4	1/-	*at Southwest Texas	W, 28-7	8,317
Nov. 11	1/19	*Northwestern State	W, 20-10	16,753
Nov. 18	1/-	*at Nicholls State	W, 31-6	3,061
Nov. 25	1/17	#Idaho	W, 33-3	15,736
Dec. 2	1/7	#Delaware	W, 52-18	17,239
Dec. 9	1/6	#Marshall	L, 13-25	18,018
<b>Totals</b>			<b>444-144</b>	

# - 1-AA Playoffs

\* - Southland Conference Games

**1996**

**Coach: Bobby Keasler**  
**Captains: Joe Carter, Carl Quiller, Zach Bronson**  
**Season Record: 3-8**

**Southland Football League/Finish: 1-5/7th**

Date	Rank	Opponent	Result	Attend.
Sept. 7	21/3	Southwest Missouri	L, 7-12	14,059
Sept. 14	-/-	James Madison	L, 10-24	12,543
Sept. 21	-/-	Angelo State	W, 37-23	8,679
Sept. 28	-/-	at Northern Iowa	L, 10-43	14,692
Oct. 5	-/-	Arkansas-Monticello	W, 49-3	6,866
Oct. 12	-/8	*at Troy State	L, 12-16	6,000
Oct. 26	-/-	*at Sam Houston State	L, 25-30	8,000
Nov. 2	-/11	*Stephen F. Austin	L, 37-38	7,901
Nov. 9	-/-	*Southwest Texas	L, 13-16	5,208
Nov. 16	-/-	*at Northwestern State	W, 20-3	8,100
Nov. 23	-/22	*Nicholls State	L, 16-17	6,121
<b>Totals</b>			<b>236-225</b>	

# - 1-AA Playoffs

\* - Southland Football League Games



YEAR-BY-YEAR RESULTS

1997

**SOUTHLAND CHAMPIONS**  
**1-AA NATIONAL RUNNER-UP**  
**Coach: Bobby Keasler**  
**Captains: Chris Fontenot, Clyde Williams**  
**Season Record: 13-2**

**Southland Football League/Finish: 6-1/1st**

Date	Rank	Opponent	Result	Attend.
Sept. 6	-/-	Southeastern Okla.	W, 31-0	13,000
Sept. 13	20/-	at Southwest Missouri	W, 28-16	13,385
Sept. 20	16/12	Northern Iowa	W, 22-5	11,667
Sept. 27	11/-	*at Jacksonville State	W, 27-6	3,787
Oct. 4	10/-	Arkansas Tech	W, 55-7	11,750
Oct. 11	4/-	*Northwestern State	W, 50-7	15,276
Oct. 25	2/10	*at Stephen F. Austin	L, 7-13	17,387
Nov. 1	9/-	*Sam Houston State	W, 38-21	10,290
Nov. 8	10/-	*at Southwest Texas	W, 31-21	8,784
Nov. 15	7/-	*Troy State	W, 10-7	7,526
Nov. 22	7/-	*at Nicholls State	W, 31-13	6,472
Nov. 29	6/11	#Montana	W, 19-14	13,681
Dec. 6	6/2	#at Western Illinois	W, 14-12	5,000
Dec. 13	6/3	#at Delaware	W, 23-21	14,461
Dec. 20	6/9	lvs. Youngstown State	L, 9-10	14,771
<b>Totals 395-173</b>				

# - 1-AA Playoffs  
 ! - 1-AA National Championship (Chattanooga, Tenn.)  
 \* - Southland Football League Games

1998

**1-AA PLAYOFFS 1st ROUND**  
**Coach: Bobby Keasler**  
**Captains: Charlie Ayro, Reggie Nelson**  
**Season Record: 9-3**

**Southland Football League/Finish: 5-2/2nd**

Date	Rank	Opponent	Result	Attend.
Sept. 5	2/-	Southeast Oklahoma	W, 43-3	17,825
Sept. 12	2/5	at Northern Iowa	W, 20-17 ot	5,840
Sept. 19	2/22	at Southern Utah	W, 66-17	8,614
Sept. 26	2/-	Arkansas-Monticello	W, 65-7	17,052
Oct. 10	1/-	*Jacksonville State	W, 30-14	17,497
Oct. 15	1/8	*at Northwestern St.	L, 10-14	14,247
Oct. 24	5/-	*Stephen F. Austin	W, 20-17	17,500
Oct. 31	5/-	*at Sam Houston St.	W, 35-13	6,000
Nov. 7	3/-	*Southwest Texas	W, 27-0	14,600
Nov. 14	3/9	*at Troy State	W, 23-3	6,000
Nov. 21	2/-	*Nicholls State	L, 30-31	16,199
Nov. 28	6/12	#Massachusetts	L, 19-21	11,349
<b>Totals 388-157</b>				

# - 1-AA Playoffs  
 \* - Southland Football League Games

1999

**Coach: Kirby Bruchhaus**  
**Captains: Wayne Cordova, Tarius Davis**  
**Season Record: 6-5**

**Southland Football League/Finish: 5-2/3rd**

Date	Rank	Opponent	Result	Attend.
Sept. 4	6/16	Northern Iowa	L, 17-41	16,370
Sept. 11	16/-	Texas A&M-Kingsville	W, 24-10	14,006
Sept. 18	15/-	Southern Utah	L, 24-31	12,755
Oct. 2	-/-	at Maine	L, 7-35	3,943
Oct. 9	-/2	*at Stephen F. Austin	L, 14-40	11,340
Oct. 16	-/-	*at Jacksonville State	W, 39-36 2ot	4,888
Oct. 23	-/-	*Northwestern State	W, 20-17	13,300
Oct. 30	-/-	*Sam Houston State	L, 3-20	11,341
Nov. 6	-/-	*at Southwest Texas	W, 10-7	5,243
Nov. 13	-/1	*Troy State	W, 24-7	12,418
Nov. 20	-/-	*at Nicholls State	W, 38-0	2,343
<b>Totals 220-244</b>				

\* - Southland Football League Games

2000

**1-AA PLAYOFFS 1st ROUND**  
**Coach: Tommy Tate**  
**Captains: Wes Hines, Bruce Bolden**  
**Season Record: 8-4**

**Southland Football League/Finish: 5-2/2nd**

Date	Rank	Opponent	Result	Attend.
Sept. 2	-/5	at Miami (FL)	L, 14-61	48,411
Sept. 9	-/-	at Prairie View	W, 41-0	3,105
Sept. 16	-/-	Southwest Missouri	W, 26-19	14,460
Sept. 23	-/-	at Alcorn State	W, 41-12	3,000
Oct. 7	-/14	*Stephen F. Austin	W, 37-6	15,808
Oct. 14	22/-	*Jacksonville State	W, 28-0	15,021
Oct. 21	17/9	*at Northwestern St.	L, 34-37	14,586
Oct. 28	21/-	*at Sam Houston St.	W, 31-17	10,017
Nov. 4	17/-	*Southwest Texas	W, 18-3	11,606
Nov. 11	16/3	*at Troy State	L, 16-20	15,715
Nov. 18	17/-	*Nicholls State	W, 12-7	5,000
Nov. 25	16/5	#at Georgia Southern	L, 17-42	5,350
<b>Totals 315-224</b>				

# - 1-AA Playoffs  
 \* - Southland Football League Games

2001

**SOUTHLAND CHAMPIONS**  
**1-AA PLAYOFFS 1st ROUND**  
**Coach: Tommy Tate**  
**Captains: Jesse Burton, Arthur Goodley**  
**Season Record: 8-4**

**Southland Football League/Finish: 5-1/1st**

Date	Rank	Opponent	Result	Attend.
Sept. 1	8/-	at Texas A&M	L, 24-38	70,656
Sept. 8	7/-	Prairie View	W, 56-0	13,151
Sept. 22	5/-	Alcorn State	W, 54-14	14,529
Sept. 29	5/-	West Virginia Tech	W, 51-9	12,871
Oct. 6	4/-	*Stephen F. Austin	L, 14-26	15,054
Oct. 13	13/17	*at Southwest Texas	W, 21-3	11,617
Oct. 20	11/10	at Western Kentucky	L, 0-21	14,000
Oct. 27	17/14	*Sam Houston State	W, 35-23	13,875
Nov. 10	13/12	*Northwestern State	W, 17-10	16,200
Nov. 17	11/-	*at Nicholls State	W, 34-27	4,107
Nov. 24	11/-	*at Jacksonville State	W, 31-21	7,842
Dec. 1	10/16	#Maine	L, 10-14	12,450
<b>Totals 347-206</b>				

# - 1-AA Playoffs  
 \* - Southland Football League Games

2002

**SOUTHLAND CHAMPIONS**  
**1-AA NATIONAL RUNNER-UP**  
**Coach: Tommy Tate**  
**Captains: Hadley Prince, B.J. McNutt**  
**Season Record: 13-2**

**Southland Football League/Finish: 6-0/1st**

Date	Rank	Opponent	Result	Attend.
Aug. 31	11/10	Grambling	W, 52-20	20,300
Sept. 7	6/8	at Youngstown State	W, 28-13	17,829
Sept. 14	3/-	at Louisiana-Monroe	W, 24-19	10,091
Sept. 28	2/-	Western Kentucky	W, 38-13	16,840
Oct. 5	2/-	at Nebraska	L, 14-38	77,192
Oct. 19	2/-	*Jacksonville State	W, 28-20	15,600
Oct. 26	2/-	*at Sam Houston State	W, 47-10	6,110
Nov. 2	2/-	*at Stephen F. Austin	W, 42-13	8,437
Nov. 9	2/-	*Southwest Texas	W, 47-7	15,200
Nov. 16	2/7	*at Northwestern State	W, 27-3	17,031
Nov. 23	1/17	*Nicholls State	W, 33-21	14,129
Nov. 30	1/24	#Montana State	W, 21-14	16,211
Dec. 7	1/9	#Montana	W, 24-20	15,758
Dec. 14	1/12	#Villanova	W, 39-28	16,517
Dec. 20	1/15	lvs. Western Kentucky	L, 14-34	12,360
<b>Totals 478-273</b>				

\* - Southland Football League Games | # - 1-AA Playoffs  
 ! - 1-AA National Championship (Chattanooga, Tenn.)

2003

**SOUTHLAND CHAMPIONS**  
**1-AA PLAYOFFS 1st ROUND**  
**Coach: Tommy Tate**  
**Captains: Dwight Hudler, Rod Gulley**  
**Season Record: 10-2**

**Southland Conference/Finish: 5-0/1st**

Date	Rank	Opponent	Result	Attend.
Aug. 30	1/-	Henderson State	W, 42-0	14,956
Sept. 6	1/-	at Kansas State	L, 14-55	44,544
Sept. 13	3/2	Georgia Southern	W, 34-15	17,189
Sept. 20	1/13	at Grambling	W, 31-20	17,485
Oct. 4	1/-	at Southeastern La.	W, 58-20	9,758
Oct. 18	1/-	at Southern Utah	W, 33-20	4,210
Oct. 25	1/-	*Sam Houston State	W, 56-37	16,767
Oct. 30	1/-	*at Kansas State	W, 38-28	8,889
Nov. 8	1/-	*Stephen F. Austin	W, 20-17	15,417
Nov. 15	1/-	*Northwestern State	W, 13-9	17,289
Nov. 22	1/-	*at Nicholls State	W, 63-28	10,650
Nov. 29	1/16	#Northern Arizona	L, 3-35	14,300
<b>Totals 405-284</b>				

# - 1-AA Playoffs  
 \* - Southland Conference Games

2004

**Coach: Tommy Tate**  
**Captains: Scott Pendarvis, Kedrick Nicholas**  
**Season Record: 4-7**

**Southland Conference/Finish: 1-4/6th**

Date	Rank	Opponent	Result	Attend.
Sept. 4	8/-	at Southern	W, 35-18	21,673
Sept. 11	6/-	Southeastern La.	L, 17-51	16,499
Sept. 18	17/-	Youngstown State	W, 24-20	14,029
Sept. 25	12/-	at Portland State	L, 14-35	6,802
Oct. 2	23/-	Southern Utah	L, 14-56	11,007
Oct. 16	-/11	*at Northwestern St.	L, 17-47	14,591
Oct. 23	-/-	at Florida International	W, 30-27	8,457
Oct. 30	-/-	*Texas State	L, 27-54	11,625
Nov. 6	-/4	*at Sam Houston State	L, 47-52	8,152
Nov. 13	-/-	*at Stephen F. Austin	L, 7-55	8,765
Nov. 20	-/-	*Nicholls State	W, 30-9	7,400
<b>Totals 262-423</b>				

\* - Southland Conference Games

2005

*Season altered due to Hurricane Rita*  
**Coach: Tommy Tate**  
**Captains: Buck Harris, John Vasilakis**  
**Season Record: 5-4**

**Southland Conference/Finish: 3-3/3rd**

Date	Rank	Opponent	Result	Attend.
Sept. 10	-/5	at Georgia Southern	W, 23-20	20,607
Sept. 17	21/-	at Southern Mississippi	L, 20-48	28,174
Oct. 8	-/-	^vs. Texas Southern	W, 46-28	2,527
Oct. 15	-/-	!vs. Stephen F. Austin	W, 33-23	6,219
Oct. 22	20/-	*at Southeastern La.	L, 13-37	6,082
Oct. 29	-/-	*Sam Houston State	W, 31-26	9,646
Nov. 5	-/10	*at Texas State	L, 7-49	11,904
Nov. 12	-/-	*Northwestern State	W, 22-17	7,824
Nov. 19	-/24	*at Nicholls State	L, 26-39	6,571
<b>Totals 221-287</b>				

^ - Played at NSU in Natchitoches  
 ! - Played at ULL in Lafayette  
 \* - Southland Conference Games  
 (Hurricane Rita canceled games with Southern, Northwest Oklahoma State and Southern Utah)



**YEAR-BY-YEAR RESULTS**

**2006**

**SOUTHLAND CHAMPIONS**  
**1-AA PLAYOFFS 1st ROUND**

**Coach: Tommy Tate/Matt Viator**  
**Captains: Brent Pousson, Stephen Barrett**  
**Season Record: 7-5**

**Southland Conference/Finish: 5-1/1st**

Date	Rank	Opponent	Result	Attend.
Sept. 2	11/-	at South Florida	L, 10-41	26,351
Sept. 9	16/-	West Virginia Tech	W, 76-0	12,127
Sept. 23	13/-	at Toledo	L, 7-41	20,057
Sept. 30	16/-	South Dakota State	L, 17-20	10,400
Oct. 7	-/-	Southern Utah	W, 30-27	9,450
Oct. 14	-/-	*Texas State	L, 17-27	11,640
Oct. 21	-/-	*at Stephen F. Austin	W, 20-17	8,754
Oct. 28	-/-	*at Sam Houston State	W, 31-18	10,018
Nov. 4	-/-	*Southeastern La.	W, 34-13	9,834
Nov. 11	-/-	*at Northwestern State	W, 29-26	11,218
Nov. 18	-/-	*Nicholls State	W, 26-10	11,842
Nov. 25	22/2	#at Montana	L, 6-31	20,077
<b>Totals</b>			<b>303-271</b>	

# - 1-AA Playoffs

\* - Southland Conference Games

*(Matt Viator took over as head coach in the 5th game of the season and finished with a 6-2 mark)*

**2007**

**SOUTHLAND CHAMPIONS**  
**1-AA PLAYOFFS 1st ROUND**

**Coach: Matt Viator**  
**Captains: Carlese Franklin, Trey Bennett**  
**Season Record: 11-1**

**Southland Conference/Finish: 7-0/1st**

Date	Rank	Opponent	Result	Attend.
Sept. 1	7/13	Portland State	W, 35-12	13,498
Sept. 15	8/-	at Louisiana-Lafayette	W, 38-17	33,828
Sept. 22	6/-	at Southern Utah	W, 41-20	3,987
Sept. 29	6/-	South Dakota	W, 31-7	14,260
Oct. 6	6/-	*at Texas State	W, 41-20	13,171
Oct. 13	6/-	*at Sam Houston State	W, 31-21	13,060
Oct. 20	6/13	*at Nicholls State	W, 28-7	6,486
Oct. 27	5/-	*Southeastern La.	W, 45-17	15,153
Nov. 3	5/-	*at Stephen F. Austin	W, 49-20	6,845
Nov. 10	4/-	*Northwestern State	W, 27-21	13,413
Nov. 17	4/-	*Central Arkansas	W, 41-14	11,135
Nov. 24	3/14	#Eastern Washington	L, 15-44	9,213
<b>Totals</b>			<b>422-220</b>	

# - 1-AA Playoffs

\* - Southland Conference Games

**2008**

**Coach: Matt Viator**  
**Captains: Eman Naghavi, Vaalyn Jackson**  
**Season Record: 7-4**

**Southland Conference/Finish: 4-3/2nd**

Date	Rank	Opponent	Result	Attend.
Aug. 30	10/-	at North Carolina	L, 28-35	58,000
Sept. 6	10/-	Delta State	W, 52-27	17,148
Sept. 27	6/-	Southern Virginia	W, 63-7	12,035
Oct. 4	4/18	at South Dakota State	W, 46-44	15,521
Oct. 11	3/-	*Texas State	L, 42-45	12,304
Oct. 18	11/-	*at Sam Houston State	W, 28-17	12,117
Oct. 25	11/-	*Nicholls State	L, 35-38	14,635
Nov. 1	20/-	*at Southeastern La.	W, 24-14	6,212
Nov. 8	18/-	*Stephen F. Austin	W, 42-31	13,025
Nov. 15	16/-	*at Northwestern State	W, 24-17	9,710
Nov. 22	14/13	*at Central Arkansas	L, 30-47	10,220
<b>Totals</b>			<b>413-322</b>	

\* - Southland Conference Games

**2009**

**SOUTHLAND CHAMPIONS**  
**1-AA PLAYOFFS 1st ROUND**

**Coach: Matt Viator**  
**Captains: Derrick Fourroux, Toddrick Pendland**  
**Season Record: 9-3**

**Southland Conference/Finish: 6-1/1st**

Date	Rank	Opponent	Result	Attend.
Sept. 5	15/-	Henderson State	W, 27-24	12,235
Sept. 12	16/2	at Appalachian State	W, 40-35	27,914
Sept. 19	8/-	Savannah State	W, 56-0	13,912
Sept. 26	8/-	at Tulane	L, 32-42	29,028
Oct. 10	7/-	*at Stephen F. Austin	L, 13-16	11,182
Oct. 17	13/-	*Northwestern State	W, 51-23	16,132
Oct. 24	12/-	*Southeastern La.	W, 36-35	13,008
Oct. 31	13/-	*at Nicholls	W, 38-17	5,989
Nov. 7	12/-	*Sam Houston State	W, 63-42	14,003
Nov. 14	10/25	*at Texas State	W, 30-27	13,013
Nov. 21	8/-	*Central Arkansas	W, 21-17	11,335
Nov. 28	8/10	#New Hampshire	L, 13-49	10,009
<b>Totals</b>			<b>420-327</b>	

# - 1-AA Playoffs

\* - Southland Conference Games

**2010**

**Coach: Matt Viator**  
**Captains: Deron Minor, Drew Johnston**  
**Season Record: 6-5**

**Southland Conference/Finish: 5-2/2nd**

Date	Rank	Opponent	Result	Attend.
Sept. 4	12/-	Lamar	W, 30-27	19,235
Sept. 11	13/-	at Missouri	L, 6-50	55,582
Sept. 25	19/20	Cal Poly	L, 14-40	11,958
Oct. 2	RV/-	*at Northwestern State	W, 24-7	7,848
Oct. 9	RV/5	*Stephen F. Austin	L, 27-32	13,284
Oct. 16	-/9	at LSU	L, 10-32	92,576
Oct. 23	-/-	*at Southeastern La.	W, 13-10	5,720
Oct. 30	-/-	*Nicholls	W, 14-24	13,012
Nov. 6	-/-	*at Sam Houston State	W, 33-28	4,228
Nov. 13	-/-	*Texas State	W, 36-6	11,363
Nov. 20	-/-	*at Central Arkansas	L, 24-28	5,466
<b>Totals</b>			<b>241-274</b>	

\* - Southland Conference Games

**2011**

**Coach: Matt Viator**  
**Captains: Andre Anderson, Darrell Jenkins**  
**Season Record: 6-5**

**Southland Conference/Finish: 4-3/4th**

Date	Rank	Opponent	Result	Attend.
Sept. 3	20/-	at Kansas	L, 24-42	41,068
Sept. 17	23/-	Sioux Falls	W, 31-17	14,342
Sept. 24	19/-	*Southeastern La.	W, 48-27	12,455
Oct. 1	18/-	*at Northwestern State	W, 20-18	10,532
Oct. 8	15/-	Texas State	L, 14-21	12,194
Oct. 15	22/-	*at Central Arkansas	L, 18-21	9,528
Oct. 22	RV/7	*Sam Houston State	L, 14-38	12,742
Oct. 29	RV/-	*at Stephen F. Austin	L, 17-37	10,422
Nov. 5	RV/-	*Nicholls	W, 26-17	10,162
Nov. 12	RV/-	UTSA	W, 24-21	11,463
Nov. 19	RV/-	at Lamar	W, 45-17	13,901
<b>Totals</b>			<b>281-276</b>	

\* - Southland Conference Games

**2012**

**Coach: Matt Viator**  
**Captains: Malcolm Bronson, Miguel Gauthreaux**  
**Season Record: 7-4**

**Southland Conference/Finish: 4-3/4th**

Date	Rank	Opponent	Result	Attend.
Aug. 30	RV/-	at Middle Tennessee	W, 27-21	18,690
Sept. 8	22/-	McMurry	W, 69-7	13,291
Sept. 15	19/-	at Weber State	W, 35-21	9,617
Sept. 22	19/-	*at Southeastern La.	L, 24-25	4,791
Sept. 29	24/-	*Northwestern State	W, 30-22	10,532
Oct. 13	19/21	*Central Arkansas	L, 26-27	12,913
Oct. 20	21/6	*at Sam Houston State	L, 10-45	10,151
Oct. 27	RV/RV	*Stephen F. Austin	W, 35-24	12,213
Nov. 3	RV/-	*at Nicholls	W, 42-10	5,299
Nov. 10	RV/-	at UTSA	L, 24-31	25,784
Nov. 17	RV/-	*Lamar	W, 35-0	11,235
<b>Totals</b>			<b>357-233</b>	

\* - Southland Conference Games

**2013**

**FCS PLAYOFFS 2nd ROUND**  
**Coach: Matt Viator**

**Captains: Arinze Agada, Terence Cahee**  
**Season Record: 10-3**

**Southland Conference/Finish: 6-1/2nd**

Date	Rank	Opponent	Result	Attend.
Aug. 31	-/-	at South Florida	W, 53-21	35,470
Sept. 7	18/-	Arkansas-Pine Bluff	W, 58-14	15,217
Sept. 14	13/-	West Alabama	W, 44-42	10,107
Sept. 21	12/-	Weber State	W, 43-6	8,893
Sept. 28	9/5	at Northern Iowa	L, 6-41	12,325
Oct. 5	11/14	*at Central Arkansas	W, 59-28	10,247
Oct. 19	9/2	*Sam Houston State	W, 31-23	15,352
Oct. 26	4/-	*at Nicholls	W, 55-30	5,988
Nov. 2	4/25	*Southeastern La.	L, 7-41	14,898
Nov. 9	11/-	*at Stephen F. Austin	W, 69-38	6,312
Nov. 16	9/-	*Northwestern State	W, 43-17	15,003
Nov. 23	6/-	*at Lamar	W, 42-38	7,627
Dec. 7	6/20	*Jacksonville State	L, 10-31	5,036
<b>Totals</b>			<b>520-370</b>	

# - FCS Playoffs

\* - Southland Conference Games

**2014**

**Coach: Matt Viator**  
**Captains: Aaron Sam, Antoine Everrett**  
**Season Record: 6-5**

**Southland Conference/Finish: 4-4/T6th**

Date	Rank	Opponent	Result	Attend.
Sept. 6	7/19	at Nebraska	L, 24-31	91,082
Sept. 13	6/-	Prairie View	W, 48-16	17,469
Sept. 27	5/-	Arkansas Tech	W, 61-7	11,429
Oct. 4	5/-	*Nicholls	W, 45-3	11,744
Oct. 11	5/-	*at Sam Houston State	L, 22-38	8,418
Oct. 18	11/-	*Abilene Christian	W, 31-20	14,464
Oct. 25	11/-	*at Incarnate Word	W, 41-21	4,558
Nov. 1	9/-	*at Northwestern State	W, 35-28	9,178
Nov. 8	6/-	*Stephen F. Austin	L, 16-31	10,069
Nov. 15	13/10	*at Southeastern La.	L, 9-28	7,012
Nov. 22	19/-	*Lamar	L, 24-27	7,402
<b>Totals</b>			<b>356-250</b>	

\* - Southland Conference Games



YEAR-BY-YEAR RESULTS

2015 SOUTHLAND CHAMPIONS

FCS PLAYOFFS 2nd ROUND

Coach: Matt Viator

Captains: Quentin Marsh, Wallace Scott

Season Record: 10-1

Southland Conference/Finish: 9-0/1st

Date	Rank	Opponent	Result	Attend.
Sept. 5	23/13	at LSU	Canceled	
Sept. 12	23/-	*Incarnate Word	W, 43-6	12,804
Sept. 19	21/-	*at Stephen F. Austin	W, 28-14	12,018
Sept. 26	17/-	*Mississippi College	W, 37-0	10,436
Oct. 3	15/-	*at Nicholls	W, 37-7	6,192
Oct. 10	13/17	*Southeastern La.	W, 21-7	13,110
Oct. 17	9/-	*at Central Arkansas	W, 28-13	10,436
Oct. 24	9/-	*Northwestern State	W, 47-27	9,806
Oct. 31	7/-	*at Abilene Christian	W, 15-13	3,567
Nov. 7	5/9	*Sam Houston State	W, 27-10	10,501
Nov. 21	2/-	*at Lamar	W, 20-14	9,808
Dec. 5	2/6	#Sam Houston State	L, 29-34	13,493
<b>Totals</b>			<b>332-145</b>	

# - FCS Playoffs

\* - Southland Conference Games

2016

Coach: Lance Guidry

Captains: Mason Martin, Thor Miller, Ashari Goins

Season Record: 6-5

Southland Conference/Finish: 5-4/4th

Date	Rank	Opponent	Result	Attend.
Sept. 3	9/-	Tarleton State	W, 33-3	11,901
Sept. 10	10/-	at Louisiana-Lafayette	L, 30-22	26,891
Sept. 17	13/-	*Stephen F. Austin	L, 31-28	11,742
Sept. 24	20/-	*at Incarnate Word	W, 42-35	4,798
Oct. 1	22/-	*Nicholls	W, 38-13	10,130
Oct. 8	19/-	*at Southeastern La.	L, 31-24	6,165
Oct. 15	-/22	*Central Arkansas	L, 35-0	9,253
Oct. 22	-/-	*at Northwestern State	W, 48-27	10,159
Oct. 29	-/-	*Abilene Christian	W, 33-14	11,228
Nov. 5	-/1	*at Sam Houston State	L, 56-43	8,025
Nov. 19	-/-	*Lamar	W, 41-10	8,804
<b>Totals</b>			<b>352-285</b>	

\* - Southland Conference Games

2017

Coach: Lance Guidry

Captains: Ashari Goins, Jammerio Gross-Whitaker, Kent Shelby

Season Record: 9-2

Southland Conference/Finish: 7-2/3rd

Date	Rank	Opponent	Result	Attend.
Aug. 31	RV/RV	*at Nicholls	L, 37-35	9,024
Sept. 9	RV/-	Florida Tech	W, 42-21	11,101
Sept. 16	RV/-	at Alcorn State	W, 34-27	12,608
Sept. 23	RV/-	*Houston Baptist	W, 27-12	11,398
Sept. 30	25/-	*at Stephen F. Austin	W, 35-0	12,812
Oct. 7	22/-	*at Abilene Christian	W, 13-7	10,564
Oct. 21	19/-	*Incarnate Word	W, 55-7	9,732
Oct. 28	18/4	*at Central Arkansas	L, 47-17	9,887
Nov. 4	22/RV	*Southeastern La.	W, 13-3	7,332
Nov. 11	18/-	*Northwestern State	W, 44-24	10,132
Nov. 18	19/-	*at Lamar	W, 13-3	5,378
<b>Totals</b>			<b>328-188</b>	

\* - Southland Conference Games

2018

Coach: Lance Guidry

Captains: B.J. Blunt, Christian Jacobs, Ryan Ross

Season Record: 6-5

Southland Conference/Finish: 5-4/T-4th

Date	Rank	Opponent	Result	Attend.
Sept. 1	17/-	at Northern Colorado	W, 17-14	5,672
Sept. 8	14/-	*at HBU	W, 51-34	2,538
Sept. 15	15/12	*Nicholls	W, 20-10	13,140
Sept. 22	9/25	at BYU	L, 30-3	53,223
Sept. 29	10/-	*Stephen F. Austin	W, 17-10	8,933
Oct. 6	9/-	*Abilene Christian	W, 24-21	10,001
Oct. 20	6/-	*at Incarnate Word	L, 45-17	3,084
Oct. 27	14/13	*Central Arkansas	W, 23-21	11,208
Nov. 3	11/-	*at Southeastern La.	L, 23-6	5,127
Nov. 10	18/-	*at Northwestern State	L, 37-34	6,111
Nov. 17	21/RV	*Lamar	L, 21-17	11,532
<b>Totals</b>			<b>229-266</b>	

\* - Southland Conference Games

2019

Coach: Sterlin Gilbert

Captains: Jovon Burriss, Chris Livings, Grant Burguillos

Season Record: 7-5

Southland Conference/Finish: 5-4/5th

Date	Rank	Opponent	Result	Attend.
Aug. 31	RV/RV	Southern	W, 34-28	20,437
Sept. 7	RV/RV	at Oklahoma State	L, 56-14	55,509
Sept. 14	RV/RV	Alcorn State	W, 17-14	10,127
Sept. 21	RV/-	*at Abilene Christian	L, 17-10	9,624
Sept. 28	-/RV	*Sam Houston	L, 28-17	9,107
Oct. 5	-/19	*Southeastern La.	W, 38-34	8,217
Oct. 12	RV/16	*at Central Arkansas	L, 40-31	11,237
Oct. 19	-/-	*HBU	W, 42-27	8,083
Oct. 26	-/-	*at Stephen F. Austin	W, 33-10	8,335
Nov. 2	RV/-	*Northwestern State	W, 30-20	9,295
Nov. 16	RV/24	*at Nicholls	L, 34-20	8,958
Nov. 23	-/-	*at Lamar	W, 27-3	7,307
<b>Totals</b>			<b>313-111</b>	

\* - Southland Conference Games

2021 Spring

Coach: Frank Wilson

Captains: Cody Orgeron, Isaiah Chambers

Season Record: 3-4

Southland Conference/Finish: 2-4/5th

Date	Rank	Opponent	Result	Attend.
Feb. 13	-/-	at Tarleton State	W, 40-37	1,324
Feb. 27	19/-	*Incarnate Word	L, 48-20	2,394
Mar. 6	-/23	*at Southeastern La.	L, 25-20	3,050
Mar. 13	-/-	*Lamar	L, 27-26	4,523
Mar. 20	-/-	*at Northwestern St.	W, 21-7	6,577
Apr. 3	-/11	*Nicholls	W, 43-31	5,289
Apr. 10	-/5	*at Sam Houston	L, 27-13	3,103
<b>Totals</b>			<b>183-202</b>	

\* - Southland Conference Games

2021

Coach: Frank Wilson

Captains: Cody Orgeron, Isaiah Chambers, Carron Coleman

Season Record: 4-7

Southland Conference/Finish: 3-5/T-5th

Date	Rank	Opponent	Result	Attend.
Sept. 4	-/1 D2	West Florida	L, 42-36	8,665
Sept. 11	-/-	at LSU	L, 34-7	94,220
Sept. 18	-/-	at Southern	W, 31-24	15,003
Sept. 25	-/RV	*at UIW	L, 31-0	1,633
Oct. 2	-/14	*Southeastern La.	L, 38-35	6,044
Oct. 16	-/-	*at Northwestern State	W, 35-17	7,413

Oct. 23	-/16	*UIW	W, 28-20	7,498
Oct. 30	-/8	*at Southeastern La.	L, 23-20	4,185
Nov. 6	-/RV	*Nicholls	L, 24-14	8,898
Nov. 13	-/-	*at HBU	W, 44-3	2,325
Nov. 20	-/-	*Northwestern State	L, 24-20	8,412
<b>Totals</b>			<b>270-280</b>	

\* - Southland Conference Games

2022

Coach: Gary Goff

Captains: Deonta McMahon, Kordell Williams

Season Record: 4-7

Southland Conference/Finish: 2-4/6th

Date	Rank	Opponent	Result	Attend.
Sept. 3	-/4	at Montana State	L, 40-17	21,687
Sept. 10	-/-	at Rice	L, 52-10	18,629
Sept. 17	-/-	Alcorn State	L, 30-19	11,425
Sept. 23	-/-	Mississippi College	W, 32-17	10,105
Oct. 1	-/9	*at UIW	L, 48-20	2,542
Oct. 15	-/-	*TAMU-Commerce	L, 40-15	9,202
Oct. 22	-/-	*at Nicholls	L, 40-35	5,788
Oct. 29	-/RV	*Southeastern	L, 28-27	8,068
Nov. 5	-/-	Eastern Illinois	W, 29-15	7,520
Nov. 12	-/-	*at HCU	W, 21-10	1,355
Nov. 19	-/-	*Lamar	W, 24-20	6,901
<b>Totals</b>			<b>249-340</b>	

\* - Southland Conference Games

2023

Coach: Gary Goff

Captains: Brayden Adams, Trey Vondenstein

Season Record: ^1-10

Southland Conference/Finish: ^1-6/7th

Date	Rank	Opponent	Result	Attend.
Sept. 2	-/-	Tarleton State	L, 53-34	12,074
Sept. 9	-/-	at Florida	L, 49-7	88,163
Sept. 16	-/-	at Alcorn State	L, 17-3	2,052
Sept. 23	-/-	at Eastern Illinois	L, 31-28	6,565
Sept. 30	-/-	*Nicholls	L, 31-10	9,148
Oct. 7	-/-	*at East Texas A&M	L, 41-10	4,817
Oct. 21	-/5	*UIW	L, 35-24	7,415
Oct. 28	-/-	*Northwestern State	W, forfeit	
Nov. 4	-/-	*at Southeastern	L, 38-24	3,228
Nov. 11	-/-	*HCU	L, 35-24	6,724
Nov. 18	-/-	*at Lamar	L, 52-27	5,683
<b>Totals</b>			<b>191-381</b>	

\* - Southland Conference Games

^ - Included a forfeit win over Northwestern State

2024

Coach: Gary Goff

Captains: Cole Leclair, Earenest Grayson III

Season Record: 6-6

Southland Conference/Finish: 3-4/T-5th

Date	Rank	Opponent	Result	Attend.
Aug. 24	-/21	at Tarleton State	L, 26-23	18,125
Aug. 31	-/-	Southern	W, 21-7	17,040
Sept. 7	RV/-	at Texas A&M	L, 52-10	92,345
Sept. 14	RV/-	*Stephen F. Austin	W, 28-24	8,223
Sept. 21	RV/-	Alcorn State	W, 42-14	10,252
Sept. 28	RV/25	at Weber State	W, 28-26	8,941
Oct. 5	22/-	*at HCU	L, 43-22	2,232
Oct. 19	RV/13	*at UIW	L, 30-17	1,634
Oct. 26	-/-	*at Nicholls	L, 24-19	6,593
Nov. 2	-/-	*East Texas A&M	W, 31-3	8,584
Nov. 9	-/-	*at Northwestern State	W, 35-3	7,754
Nov. 16	-/-	*Lamar	L, 26-24	7,244
<b>Totals</b>			<b>300-278</b>	

\* - Southland Conference Games



COWBOYS IN THE NATIONAL POLLS

**NCAA Division II**

1963	Rank
Nov. 16	9
Nov. 23	8

**NCAA D1 Small**

1971	Rank
Oct. 9	10
Oct. 16	4
Oct. 30	2
Nov. 6	1
Nov. 13	2
Nov. 20	2
Dec. 11	2

1972	Rank
Sept. 23	5
Oct. 7	8
Oct. 14	5
Oct. 21	4
Oct. 28	5
Nov. 4	7
Nov. 11	10
Nov. 18	9
Nov. 25	10

1973	Rank
Sept. 22	13
Sept. 29	12

1974	Rank
Sept. 21	18
Sept. 28	5
Oct. 5	5
Oct. 12	9
Oct. 26	10
Nov. 2	12
Nov. 9	12
Nov. 16	10
Nov. 23	15

**1-AA/FCS**

1983	Rank
Sept. 24	2
Oct. 8	11
Oct. 15	11
Oct. 22	18

1984	Rank
Sept. 22	2
Oct. 6	2
Oct. 13	10
Oct. 20	7
Oct. 27	9

1988	Rank
Sept. 24	9
Oct. 1	17

1990	Rank
Oct. 27	19

1991	Rank
Nov. 9	19
Nov. 23	19
Nov. 30	19

1992	Rank
Sept. 5	19
Sept. 12	10
Sept. 19	15
Sept. 26	19
Oct. 3	RV
Oct. 10	13
Oct. 31	15
Nov. 7	14
Nov. 14	13
Nov. 21	11
Nov. 28	11
Dec. 5	11

1993	Rank
Sept. 4	7
Sept. 11	3
Sept. 18	2
Sept. 25	10
Oct. 9	18
Oct. 16	13
Oct. 23	13
Oct. 30	9
Nov. 6	8
Nov. 13	7
Nov. 20	5
Nov. 27	5
Dec. 4	5

1994	Rank
Sept. 3	4
Sept. 10	2
Sept. 17	2
Sept. 24	2
Oct. 1	2
Oct. 15	5
Oct. 22	10
Oct. 29	11
Nov. 5	11
Nov. 12	11
Nov. 19	8
Nov. 26	5
Dec. 3	5

1995	Rank
Sept. 2	3
Sept. 9	1
Sept. 16	1
Sept. 23	1
Sept. 30	1
Oct. 14	1
Oct. 21	1
Oct. 28	1
Nov. 4	1
Nov. 11	1
Nov. 18	1
Nov. 25	1
Dec. 2	1
Dec. 9	1

1996	Rank
Sept. 7	21

1997	Rank
Sept. 13	20
Sept. 20	16
Sept. 27	11
Oct. 4	10
Oct. 11	4
Oct. 25	2
Nov. 1	9
Nov. 8	10
Nov. 15	7
Nov. 22	7
Nov. 29	6
Dec. 6	6
Dec. 13	6
Dec. 20	6
Dec. 27	2

1998	Rank
Sept. 5	2
Sept. 12	2
Sept. 19	2
Sept. 26	2
Oct. 10	1
Oct. 17	1
Oct. 24	5
Oct. 31	5
Nov. 7	3
Nov. 14	3
Nov. 21	2
Nov. 28	6

1999	Rank
Sept. 4	6
Sept. 11	16
Sept. 18	15

2000	Rank
Oct. 14	22
Oct. 21	17
Oct. 28	21
Nov. 4	17
Nov. 11	16
Nov. 18	17
Nov. 25	16

2001	Rank
Sept. 1	8
Sept. 8	7
Sept. 22	5
Sept. 29	5
Oct. 6	4
Oct. 13	13
Oct. 20	11
Oct. 27	17
Nov. 10	13
Nov. 17	11
Nov. 24	11
Dec. 1	10

2002	Rank
Aug. 31	11
Sept. 7	6
Sept. 14	6
Sept. 28	2
Oct. 5	2
Oct. 12	2
Oct. 19	2
Oct. 26	2
Nov. 2	2
Nov. 9	2
Nov. 23	1
Nov. 30	1
Dec. 7	1
Dec. 14	1
Dec. 20	1

2003	Rank
Aug. 30	1
Sept. 6	1
Sept. 13	3
Sept. 20	1
Oct. 4	1
Oct. 11	1
Oct. 18	1
Oct. 25	1
Oct. 30	1
Nov. 8	1
Nov. 15	1
Nov. 22	1
Nov. 29	1

2004	Rank
Sept. 4	8
Sept. 11	6
Sept. 18	17
Sept. 25	12
Oct. 2	23

2005	Rank
Sept. 17	21
Oct. 22	20

2006	Rank
Sept. 2	11
Sept. 9	16
Sept. 23	13
Sept. 30	16
Nov. 25	22

2007	Rank
Sept. 1	7
Sept. 15	8
Sept. 22	6
Sept. 29	6
Oct. 6	6
Oct. 13	6
Oct. 20	6
Oct. 27	5
Nov. 3	5
Nov. 10	4
Nov. 17	4
Nov. 24	3

2008	Rank
Aug. 30	10
Sept. 6	10
Sept. 27	6
Oct. 4	4
Oct. 11	3
Oct. 18	11
Oct. 25	11
Nov. 1	20
Nov. 8	18
Nov. 15	16
Nov. 22	14

2009	Rank
Sept. 5	15
Sept. 12	16
Sept. 19	8
Sept. 26	8
Oct. 10	7
Oct. 17	13
Oct. 24	12
Oct. 31	13
Nov. 7	12
Nov. 14	10
Nov. 21	8
Nov. 28	8

2010	Rank
Sept. 4	12
Sept. 11	13
Sept. 25	19

2011	Rank
Sept. 3	20
Sept. 17	23
Sept. 24	19
Oct. 1	18
Oct. 8	15
Oct. 15	22

2012	Rank
Sept. 8	22
Sept. 15	19
Sept. 22	19
Sept. 29	24
Oct. 13	19
Oct. 20	21

2013	Rank
Sept. 7	18
Sept. 14	13
Sept. 21	12
Sept. 28	9
Oct. 5	11
Oct. 19	9
Oct. 26	4
Nov. 2	4
Nov. 9	11
Nov. 16	9
Nov. 23	6
Dec. 7	6

2014	Rank
Sept. 6	7
Sept. 13	6
Sept. 27	5
Oct. 4	5
Oct. 11	5
Oct. 18	11
Oct. 25	11
Nov. 1	9
Nov. 8	6
Nov. 15	13
Nov. 22	22

2015	Rank
Sept. 5	23
Sept. 12	23
Sept. 19	21
Sept. 26	17
Oct. 3	15
Oct. 10	13
Oct. 17	9
Oct. 24	9
Oct. 31	7
Nov. 7	5
Nov. 2	2
Dec. 5	2

2016	Rank
Sept. 3	9
Sept. 10	10
Sept. 17	13
Sept. 24	20
Oct. 1	22
Oct. 8	19

2017	Rank
Sept. 30	25
Oct. 7	22
Oct. 21	19
Oct. 28	18
Nov. 4	22
Nov. 11	18
Nov. 18	19

2018	Rank
Sept. 1	17
Sept. 8	14
Sept. 15	15
Sept. 22	9
Sept. 29	10
Oct. 6	9
Oct. 20	6
Oct. 27	14
Nov. 3	11
Nov. 10	18
Nov. 17	21

2021 Spr	Rank
Feb. 27	19

2024	Rank
Oct. 5	22

**Most consecutive weeks ranked:**  
 • 52 (Oct. 14, 2000 - Oct. 2, 2004)  
 • 48 (Oct. 10, 1992 - Sept. 7, 1996)  
 • 41 (Sept. 7, 2013 - Oct. 8, 2016)

**Weeks ranked No. 1:**  
 • 31

**Most consecutive weeks ranked No. 1:**  
 • 13 (Sept. 9-Dec. 9, 1995)  
 • 10 (Sept. 20-Nov. 29, 2003)

**Total weeks ranked in 1-AA/FCS poll:**  
 • 267 in 42 years in FCS

**Record as No. 1:**  
 • 26-5




YEAR-BY-YEAR RESULTS

Year	W	L	T	Post Season	Coach	Conference	Record	Finish
2024	6	6	0	-	Gary Goff	Southland	3-4	T-5th
2023	1	10	0	-	Gary Goff	Southland	1-6	7th
2022	4	7	0	-	Gary Goff	Southland	2-4	6th
2021	4	7	0	-	Frank Wilson	Southland	3-5	T-5th
2020	3	4	0	-	Frank Wilson	Southland	2-4	5th
2019	7	5	0	-	Sterlin Gilbert	Southland	5-4	5th
2018	6	5	0	-	Lance Guidry	Southland	5-4	T4th
2017	9	2	0	-	Lance Guidry	Southland	7-2	3rd
2016	6	5	0	-	Lance Guidry	Southland	5-4	4th (tie)
2015	10	1	0	NCAA FCS 2nd Round	Matt Viator	Southland	9-0	1st
2014	6	5	0	-	Matt Viator	Southland	4-4	6th (tie)
2013	10	3	0	NCAA FCS 2nd round	Matt Viator	Southland	6-1	2nd
2012	7	4	0	-	Matt Viator	Southland	5-3	4th
2011	6	5	0	-	Matt Viator	Southland	4-3	4th
2010	6	5	0	-	Matt Viator	Southland	5-2	2nd
2009	9	3	0	NCAA FCS 1st round	Matt Viator	Southland	6-1	1st
2008	7	4	0	-	Matt Viator	Southland	4-3	2nd (tie)
2007	11	1	0	NCAA FCS 1st Round	Matt Viator	Southland	7-0	1st
2006	6	2	0	NCAA 1-AA 1st Round	Matt Viator	Southland	5-1	1st
2006	1	3	0	-	Tommy Tate			
2005	5	4	0	-	Tommy Tate	Southland	3-3	3rd
2004	4	7	0	-	Tommy Tate	Southland	1-4	6th
2003	10	2	0	NCAA 1-AA 1st Round	Tommy Tate	Southland	5-0	1st
2002	13	2	0	*NCAA 1-AA Finals	Tommy Tate	Southland	6-0	1st
2001	8	4	0	NCAA 1-AA 1st Round	Tommy Tate	Southland	5-1	1st
2000	8	4	0	NCAA 1-AA 1st Round	Tommy Tate	Southland	5-2	2nd
1999	6	5	0	-	Kirby Bruchhaus	Southland	5-2	3rd
1998	9	3	0	NCAA 1-AA 1st Round	Bobby Keasler	Southland	5-2	2nd
1997	13	2	0	*NCAA 1-AA Finals	Bobby Keasler	Southland	6-1	1st
1996	3	8	0	-	Bobby Keasler	Southland	1-5	7th
1995	13	1	0	NCAA 1-AA Semifinals	Bobby Keasler	Southland	5-0	1st
1994	10	3	0	NCAA 1-AA Quarterfinals	Bobby Keasler	Southland	5-1	2nd
1993	10	3	0	NCAA 1-AA Quarterfinals	Bobby Keasler	Southland	7-0	1st
1992	9	4	0	NCAA 1-AA Quarterfinals	Bobby Keasler	Southland	6-1	2nd
1991	6	4	2	NCAA 1-AA 1st Round	Bobby Keasler	Southland	4-1-2	1st
1990	5	6	0	-	Bobby Keasler	Southland	4-2	2nd
1989	5	6	0	-	Sonny Jackson	Southland	2-4	5th
1988	6	5	0	-	Sonny Jackson	Southland	3-3	4th
1987	2	9	0	-	Sonny Jackson	Southland	1-5	6th
1986	2	9	0	-	John McCann	Southland	1-4	5th
1985	6	3	2	-	John McCann	Southland	3-1-2	3rd
1984	7	3	1	-	John McCann	Southland	2-3-1	5th
1983	6	5	0	-	John McCann	Southland	3-3	3rd
1982	4	6	1	-	Hubert Boales	Southland	2-3	3rd
1981	7	3	1	-	Ernie Duplechin	Southland	3-1-1	2nd
1980	10	2	0	Independence Bowl	Ernie Duplechin	Southland	5-0	1st
1979	11	1	0	Independence Bowl	Ernie Duplechin	Southland	5-0	1st
1978	7	4	0	-	Jack Doland	Southland	2-3	4th
1977	5	5	1	-	Jack Doland	Southland	1-3-1	5th
1976	10	2	0	Independence Bowl	Jack Doland	Southland	4-1-0	1st
1975	7	4	0	-	Jack Doland	Southland	3-2	3rd
1974	6	4	1	-	Jack Doland	Southland	2-3	4th
1973	7	3	1	-	Jack Doland	Southland	2-3	4th
1972	8	3	0	-	Jack Doland	Southland	3-2	3rd
1971	10	1	1	Grantland Rice Bowl	Jack Doland	Independent		
1970	5	6	0	-	Jack Doland	Gulf States	2-3	3rd
1969	4	6	0	-	Jim Clark	Gulf States	1-4	5th
1968	4	6	0	-	Jim Clark	Gulf States	1-4	6th
1967	4	5	0	-	Jim Clark	Gulf States	4-1	1st
1966	5	5	0	-	Jim Clark	Gulf States	3-2	2nd
1965	5	4	0	-	Les DeVall	Gulf States	4-1	1st
1964	6	3	0	-	Les DeVall	Gulf States	3-2	3rd
1963	8	0	0	-	Les DeVall	Gulf States	5-0	1st
1962	6	2	1	Golden Isles Bowl	Les DeVall	Gulf States	3-2	2nd
1961	7	2	0	-	Les DeVall	Gulf States	4-1	1st
1960	7	3	0	-	Les DeVall	Gulf States	3-2	3rd
1959	6	3	0	-	Les DeVall	Gulf States	2-3	3rd
1958	5	5	0	-	Les DeVall	Gulf States	2-3	4th
1957	8	2	0	-	Les DeVall	Gulf States	4-1	1st
1956	3	7	0	-	John Gregory	Gulf States	0-5	6th
1955	7	1	1	-	John Gregory	Gulf States	5-1	2nd
1954	2	8	0	-	A. I. Ratcliff	Gulf States	1-5	6th
1953	3	7	0	-	A. I. Ratcliff	Gulf States	2-4	4th
1952	7	3	0	-	A. I. Ratcliff	Gulf States	2-3	4th
1951	5	4	1	Cosmopolitan Bowl	A. I. Ratcliff	Independent		
1950	5	5	0	-	A. I. Ratcliff	Independent		
1949	4	7	0	Oil Bowl	A. I. Ratcliff	Independent		
1948	8	3	0	-	A. I. Ratcliff	Independent		
1947	8	2	1	Cajun Bowl	A. I. Ratcliff	Independent		
1946	8	3	0	Tung Bowl	A. I. Ratcliff	Independent		
1945	3	4	0	-	Wayne Cusic	Independent		
1940	1	4	0	-	Wayne Cusic	Independent		


\* - played in Division I National Championship game




# RUSHING RECORDS



**HENRY FIELDS**




**BUFORD JORDAN**



**TONY CITIZEN**



**TODDRICK PEND-  
LAND**



**VICK KING**

## RUSHING ATTEMPTS

Game		Season			Career				
1.	46, Theron McClendon vs. Louisiana Tech, 11/10/79	1.	William Davis	284	1997	1.	Henry Fields	839	1992-95
2.	40, Aaron Pierce vs. SW Texas, 11/4/00	2.	Theron McClendon	257	1980	2.	Buford Jordan	763	1980-83
3.	39, Toddrick Pendland vs. SFA, 11/8/08	3.	Henry Fields	254	1995	3.	Tony Citizen	713	1986-89
4.	38, Jessie Burton at SW Missouri, 9/16/00	4.	Tony Citizen	225	1989	4.	Theron McClendon	593	1978-81
5.	38, Aaron Pierce at Jacksonville St., 10/16/99	5.	Buford Jordan	225	1982	5.	Vick King	562	2001-03
6.	38, Tony Citizen vs. Lamar, 11/21/87	6.	Jesse Burton	220	1998	6.	Stephen Starring	551	1979-82
7.	37, Aaron Pierce vs. Nicholls, 11/18/00	7.	Toddrick Pendland	219	2008	7.	Jessie Burton	542	1998-00
8.	36, Buford Jordan vs. Nicholls, 9/24/83	8.	Artie Shankle	218	1979	8.	Kerry Joseph	535	1992-95
9.	36, Buford Jordan at Indiana State, 9/18/82	9.	Vick King	216	2002	9.	Larry Grissom	528	1968-71
10.	35, Chris Thomas vs. Nicholls, 11/20/04	10.	Brian McZeal	215	1985	10.	Bobby Wilson	513	1974-76

**COWBOY STADIUM RECORD:**

46, Theron McClendon vs. Louisiana Tech, 1979

## RUSHING YARDS

Game		Season			Career				
1.	Tony Citizen ..... 304 vs. Prairie View, 1986	1.	Toddrick Pendland	1,431	2008	1.	Henry Fields	4,358	1992-95
2.	Toddrick Pendland ..... 242 vs. Stephen F. Austin, 2008	2.	Deonta McMahon	1,408	2022	2.	Buford Jordan	4,156	1980-83
3.	Deonta McMahon ..... 239 vs. Lamar, 11/19/22	3.	Jules Derouen	1,313	1952	3.	Tony Citizen	3,284	1986-89
4.	Stephen Starring ..... 234 vs. Arkansas State, 1980	4.	William Davis	1,310	1997	4.	Toddrick Pendland	3,137	2006-09
5.	Larry Grissom ..... 233 vs. Louisiana-Monroe, 1969	5.	Marcuz Wiltz	1,287	2013	5.	Vick King	3,130	2001-03
		6.	Theron McClendon	1,272	1980	6.	Theron McClendon	2,920	1978-81
		7.	Buford Jordan	1,267	1981	7.	Larry Grissom	2,761	1968-71
		8.	Vick King	1,240	2003	8.	Jessie Burton	2,637	1998-00
		9.	Henry Fields	1,206	1995	9.	Marcus Wiltz	2,566	2010-13
		10.	Henry Field	1,198	1992	10.	Bobby Wilson	2,457	1974-76
						11.	Ryan Ross	2,263	2014-18
						12.	Deonta McMahon	2,155	2020-22
						13.	Artie Shankle	2,143	1976-79
						14.	Brian McZeal	2,062	1985-88

**COWBOY STADIUM RECORD:**

304, Tony Citizen vs. Prairie View, 1986

**FRESHMAN RECORD:**

1,198 Henry Fields, 1992

## RUSHING TOUCHDOWNS

Game		Season			Career				
1.	Jessie Burton ..... 7 at Southern Utah, 1998	1.	Buford Jordan	18	1981	1.	Buford Jordan	45	1980-83
2.	Artie Shankle ..... 5 vs. Nicholls, 10/7/78 Theron McClendon ..... 5 at Northeast Louisiana, 10/11/80	3.	Jules Derouen	17	1952	2.	Toddrick Pendland	37	2006-09
4.	Several with 4; last Toddrick Pendland at Texas State, 11/14/09	5.	Toddrick Pendland	17	2009	3.	Larry Grissom	34	1968-71
		6.	Tony Citizen	14	1989	4.	Tony Citizen	33	1986-89
		7.	Larry Grissom	13	1971	5.	Henry Fields	30	1992-95
		8.	Deonta McMahon	12	2022	6.	Jessie Burton	28	1998-00
		9.	Larry Grissom	12	1969	7.	Derrick Fourroux	28	2006-09
		10.	Toddrick Pendland	12	2008	8.	Vick King	26	2001-03
			Vick King	11	2003	9.	Marcus Wiltz	24	2010-13
			Kris Bush	11	2007		Theron McClendon	24	1978-81
			Marcus Wiltz	11	2013				

**COWBOY STADIUM RECORD:**

5 by Several



# RUSHING RECORDS

Average Yards Per Game • Season

1. Jules Derouen	131.3	1952
2. Toddrick Pendland	130.1	2008
3. Buford Jordan	125.8	1983
4. Jessie Burton	116.2	1998
5. Buford Jordan	115.6	1981
6. Larry Grissom	114.9	1969
7. Jessie Burton	107.7	2000
8. Theron McClendon	106.0	1980
9. Tony Citizen	105.4	1989
10. Vick King	103.3	2003

Most Games, 100+ Yards • Season

1. Deonta McMahon	7	2022
Toddrick Pendland	7	2008
Jessie Burton	7	1998
Buford Jordan	7	1981
5. Toddrick Pendland	6	2009
William Davis	6	1997
Henry Fields	6	1995
Buford Jordan	6	1983
Larry Grissom	6	1969
Jules DeRouen	6	1952

Most Games, 150+ Yards • Season

1. Toddrick Pendland	4	2008
Buford Jordan	4	1983
Jules DeRouen	4	1952
4. Deonta McMahon	3	2022
Toddrick Pendland	3	2009
Chris Thomas	3	2004
Buford Jordan	3	1981
Theron McClendon	3	1980
9. Daniel Sams	2	2015
Kelvin Bennett	2	2013
Andre Anderson	2	2010
Vick King	2	2003
Jessie Burton	2	2000
Tony Citizen	2	1989
Tony Citizen	2	1986
Enos Hicks	2	1972
Larry Grissom	2	1969

Most Games, 200+ Yards • Season

1. Deonta McMahon	2	2022
Vick King	2	2003
Jules DeRouen	2	1952
4. Toddrick Pendland	1	2008
Justin Pratt	1	2019
Vick King	1	2001
Henry Fields	1	1992
Tony Citizen	1	1989
Tony Citizen	1	1987
Tony Citizen	1	1986
Buford Jordan	1	1981
Stephen Starring	1	1980
Theron McClendon	1	1980
Theron McClendon	1	1979
Larry Grissom	1	1969

Most Games, 100+ Yards • Career


1. Buford Jordan	20	1980-83
2. Jessie Burton	17	1998-01
2. Henry Fields	16	1992-95
3. Toddrick Pendland	13	2006-09
4. Deonta McMahon	10	2020-22
Vick King	10	2001-03
Marcus Wiltz	10	2010-13
7. Tony Citizen	9	1986-89
Larry Grissom	9	1968-71
9. Theron McClendon	8	1978-81
10. Justin Pratt	7	2016-19
Daniel Sams	7	2014-15
Artie Shankle	7	1976-79
Merlin Walet	7	
Brian McZeal	7	

Most Games, 150+ Yards • Career


1. Buford Jordan	8	1980-83
2. Toddrick Pendland	7	2006-09
3. Tony Citizen	5	1986-89
Theron McClendon	5	1978-81
5. Vick King	4	2001-03
Jules DeRouen	4	
7. Deonta McMahon	3	2020-22
Larry Grissom	3	1968-71
Chris Thomas	3	
Andre Anderson	3	

Most Games, 200+ Yards • Career

1. Vick King	3	2001-03
Tony Citizen	3	1986-89
3. Deonta McMahon	2	2020-22
Theron McClendon	2	1978-81
Jules DeRouen	2	
6. Justin Pratt	1	2016-19
Toddrick Pendland	1	2006-09
Henry Fields	1	1992-95
Buford Jordan	1	1080-83
Stephen Starring	1	1979-82
Larry Grissom	1	1968-71



**THERON MCCLENDON**



**ARTIE SHANKLE**



100-YARD RUSHERS

Yds.	Att.	Player	Opponent	Date	Yds.	Att.	Player	Opponent	Date
304	30	Tony Citizen	Prairie View	Sept. 6, 1986	152	19	Toddrick Pendland	Henderson State	Sept. 5, 2009
242	39	Toddrick Pendland	Stephen F. Austin	Nov. 8, 2008	152	13	Prairie View	Prairie View	Sept. 9, 2000
239	20	Deonta McMahon	Lamar	Nov. 19, 2022	150	38	Jessie Burton	Southwest Missouri	Sept. 16, 2000
234	25	Stephen Starring	Arkansas State	1980	149	15	Ryan Ross	Southeastern Louisiana	Oct. 10, 2015
233	30	Larry Grissom	Northeast Louisiana	1969	149	24	Vick King	Sam Houston State	Oct. 25, 2003
230	31	Tony Citizen	at Lamar	Nov. 18, 1989	147	25	Vick King	Georgia Southern	Sept. 13, 2003
223	21	Henry Fields	at Idaho	Nov. 28, 1992*	147	23	Theron McClendon	Northwestern State	1979
218	38	Tony Citizen	at Lamar	Nov. 21, 1987	146	15	Justin Pratt	at Sam Houston State	Nov. 5, 2016
215	30	Vick King	at Grambling	Sept. 20, 2003	145	22	Vick King	Northwestern State	Nov. 15, 2003
213	21	Jules DeRouen	Sam Houston State	1952	145	32	Aaron Pierce	at Troy State	Nov. 11, 2000
212	46	Theron McClendon	Louisiana Tech	1979	144	34	Jessie Burton	Nicholls State	Nov. 21, 1998
211	26	Deonta McMahon	Eastern Illinois	Nov. 5, 2022	144	16	Derrick Beavers	Arkansas-Monticello	Oct. 5, 1996
211	26	Vick King	at Jacksonville State	Nov. 24, 2001	144	24	Bobby Wilson	Arkansas State	1976
210	21	Jules DeRouen	Tampa	1952	142	28	Elijah Mack	vs. Southeastern Louisiana	Oct. 5, 2019
208	25	Vick King	Jacksonville State	Oct. 19, 2002	142	11	Jessie Burton	Southeast Oklahoma	Sept. 5, 1998
208	25	Buford Jordan	Northeast Louisiana	1981	141	16	William Davis	Arkansas Tech	Oct. 4, 1997
206	27	Justin Pratt	at Lamar	Nov. 23, 2019	141	23	Henry Fields	at Southwest Texas	Nov. 4, 1995
203	22	Theron McClendon	Nicholls State	1980	141	16	Henry Fields	Idaho	Nov. 26, 1994*
199	27	Jessie Burton	at Southern Utah	Sept. 19, 1998	141	20	Henry Fields	at Weber State	Nov. 21, 1992
197	27	Deonta McMahon	at HCU	Nov. 12, 2022	141	28	Buford Jordan	Northwestern State	1981
194	24	Toddrick Pendland	at Sam Houston State	Oct. 18, 2008	141	18	Larry Grissom	Tennessee-Martin	1969
193	16	Henry Fields	Illinois State	Sept. 3, 1994	140	19	Marcus Wiltz	Weber State	Sept. 21, 2013
191	31	Toddrick Pendland	at Texas State	Nov. 14, 2009	140	15	Jessie Burton	Arkansas-Monticello	Sept. 26, 1998
189	19	William Davis	Northern Iowa	Sept. 20, 1997	140	16	Ronnie Landry	Lamar	1982
189	33	Theron McClendon	Arkansas State	1980	139	22	Joshon Barbie	at Northwestern State	Nov. 16, 2024
188	25	Chris Thomas	Texas State	Oct. 30, 2004	139	18	Kerry Joseph	Troy State	Dec. 4, 1993*
187	28	Enos Hicks	Abilene Christian	1972	139	25	Brian McZeal	at Southwest Texas	Oct. 22, 1988
182	21	Tony Citizen	Southwest Texas	Oct. 28, 1989	139	26	Artie Shankle	Tennessee-Chattanooga	1979
181	17	Marcus Wiltz	at Central Arkansas	Oct. 5, 2013	139	14	Artie Shankle	Northeast Louisiana	1978
177	16	Kerry Joseph	Idaho	Nov. 26, 1994*	138	22	Joshon Barbie	at Lamar	Nov. 18, 2023
174	17	Enos Hicks	Arkansas State	1972	138	12	Deonta McMahon	Mississippi College	Sept. 24, 2022
173	24	Toddrick Pendland	at Southeastern Louisiana	Nov. 11, 2008	138	19	Derrick Milton	at Lamar	Nov. 21, 2015
172	31	Chris Thomas	at Florida International	Oct. 23, 2004	138	13	Jesse Castete	Stephen F. Austin	1954
172	31	Buford Jordan	West Texas State	Sept. 17, 1983	138	24	Merlin Wale	USL	1964
172	16	Theron McClendon	Nicholls State	1981	137	21	Jessie Burton	at Alcorn State	Sept. 23, 2000
172	17	Jules DeRouen	Stephen F. Austin	1952	137	27	Henry Fields	Sam Houston State	Oct. 21, 1995
171	29	Andre Anderson	Nicholls State	Oct. 30, 2010	136	12	Toddrick Pendland	Delta State	Sept. 6, 2008
171	20	Toddrick Pendland	Sam Houston State	Nov. 7, 2009	136	25	Jessie Burton	Texas A&M-Kingsville	Sept. 11, 1999
171	36	Buford Jordan	Indiana State	1982	136	16	Buford Jordan	Nicholls State	1981
171	21	Carol Breau	Southeastern Louisiana	1966	135	13	Daniel Sams	Nicholls State	Oct. 4, 2014
170	18	Andre Anderson	Texas State	Nov. 13, 2010	135	20	Marcus Wiltz	Northwestern State	Nov. 16, 2013
169	13	Kevin Bennett	at Nicholls State	Oct. 26, 2013	135	22	Henry Fields	Southwest Texas	Nov. 5, 1994
169	25	Simon Jordan	USL	Nov. 10, 1984	135	19	Ricky Stewart	at Nicholls State	Sept. 15, 1984
167	15	Bryan Foster	Eastern Illinois	Sept. 11, 1993	135	20	Buford Jordan	Texas-Arlington	1982
167	18	Tony Citizen	at Nicholls State	Sept. 29, 1986	135	16	Charles Anastasio	Northwestern State	1952
166	15	David Hamm	vs. Lamar	Nov. 17, 2018	135	16	Robert Morris	Sam Houston State	1957
164	14	David Hamm	at Stephen F. Austin	Sept. 30, 2017	135	17	Bobby Wilson	USL	1975
164	17	Daniel Sams	at Stephen F. Austin	Sept. 19, 2015	134	25	Toddrick Pendland	at Tulane	Sept. 26, 2009
164	23	Daniel Sams	Sam Houston State	Nov. 7, 2015	134	19	Jamie Leonard	at ULL	Sept. 15, 2007
164	20	Theron McClendon	Lamar	1980	134	26	Tony Citizen	at Northwestern State	Sept. 23, 1989
164	17	Jules DeRouen	Northeast Louisiana	1952	134	14	Jules DeRouen	Northwestern State	1952
164	30	Larry Grissom	Northeast Louisiana	1972	134	14	Ricky Miller	Tennessee-Martin	1969
162	22	Kevin Bennett	at Lamar	Nov. 23, 2013	133	21	Justin Pratt	at Stephen F. Austin	Oct. 26, 2019
162	22	Buford Jordan	Texas-Arlington	1981	133	19	Aaron Pierce	at Sam Houston State	Oct. 28, 2000
161	17	Toddrick Pendland	Texas State	Oct. 11, 2008	132	14	Henry Fields	Southeastern Oklahoma	Sept. 9, 1995
161	24	Chris Thomas	at Sam Houston State	Nov. 6, 2004	132	24	Bryan Foster	at Nicholls State	Sept. 1, 1990
161	38	Aaron Pierce	at Jacksonville State	Oct. 16, 1999	131	9	Rogers Hampton	Southwest Oklahoma	1956
161	15	Bryan Foster	at Southwest Texas	Oct. 27, 1990	131	20	Bobby Wilson	Nicholls State	1974
161	35	Artie Shankle	Arkansas State	1979	130	20	Daniel Sams	at Sam Houston State	Oct. 11, 2014
160	26	Marcus Wiltz	Lamar	Nov. 4, 2010	130	33	Artie Shankle	Texas-Arlington	1979
160	36	Buford Jordan	Nicholls State	Sept. 24, 1983	130	30	Larry Grissom	Pensacola Navy	1969
160	26	Barry Boudreaux	Nicholls State	1972	129	17	Kris Bush	at Southern	Sept. 4, 2004
159	30	Merlin Wale	Northwestern State	1965	129	37	Aaron Pierce	Nicholls State	Nov. 18, 2000
159	19	Larry Grissom	USL	1969	129	26	William Davis	at Delaware	Dec. 13, 1997*
158	26	Andre Anderson	UTSA	Nov. 12, 2011	129	27	Buford Jordan	Texas A&I	1982
157	14	D'Angelo Durham	Mississippi College	Sept. 24, 2022	129	29	Artie Shankle	Lamar	1979
157	14	Freddie Bynum	Arkansas-Monticello	Oct. 5, 1996	129	13	Theron McClendon	Northwestern State	1978
157	29	Simon Jordan	Lamar	Nov. 17, 1984	128	23	Jessie Burton	Stephen F. Austin	Oct. 7, 2000
157	33	Buford Jordan	at Lamar	Nov. 19, 1983	128	25	Henry Fields	Northern Iowa	Sept. 12, 1992
157	30	Buford Jordan	Arkansas State	1981	128	11	Chad Millet	Northwestern State	1979
156	21	Vick King	at Southern Utah	Oct. 18, 2003	127	19	Toddrick Pendland	at Appalachian State	Sept. 12, 2009
156	27	Brian McZeal	at Northwestern State	Sept. 15, 1985	127		Brian McZeal	Southwest Texas	Oct. 19, 1985
154	30	Buford Jordan	at Louisiana Tech	Oct. 8, 1983	127	22	Ricky Stewart	at West Texas State	Sept. 22, 1984



2 FCS National Title Appearances (1997 & 2002) • 16 FCS Playoff Appearances • 14 SLC Championships

100-YARD RUSHERS - CONTINUED


Yds.	Att.	Player	Opponent	Date	Yds.	Att.	Player	Opponent	Date
126	19	Ryan Ross	at Lamar	Nov. 21, 2015	111	20	Vick King	at Nicholls State	Nov. 17, 2001
126	11	Kris Bush	Texas Southern (Natchitoches)	Oct. 8, 2005	111	22	Derrick Beavers	at Northwestern State	Nov. 16, 1996
126	23	Henry Fields	at Stephen F. Austin	Oct. 28, 1995	111	17	Buford Jordan	Ball State	1980
126	22	Henry Fields	Jacksonville State	Sept. 10, 2994	111	19	Bobby Wilson	Texas-Arlington	1976
126	26	Larry Grissom	Sam Houston State	1971	111	24	Mike McArthur	Texas-Arlington	1975
125	18	Elijah Mack	at Abilene Christian	Sept. 21, 2019	110	16	David Hamm	at Central Arkansas	Oct. 28, 2017
125	15	Justin Pratt	at Stephen F. Austin	Sept. 30, 2017	110	17	Toddrick Pendland	at Central Arkansas	Nov. 22, 2008
125	23	Jessie Burton	Massachusetts	Nov. 28, 1998	110	17	Aaron Pierce	West Virginia Tech	Sept. 29, 2001
124	20	Joshon Barbie	East Texas A&M	Nov. 2, 2024	110	10	Larry Grissom	Pensacola Navy	1969
124	23	Deonta McMahon	at HBU	Nov. 13, 2021	109	15	Clifton McDowell	at Weber State	Sept. 28, 2024
124	9	Justin Pratt	at Northwestern State	Oct. 22, 2016	109	22	Justin Pratt	at Abilene Christian	Oct. 7, 2017
124	16	Jamie Leonard	Southern Utah	Oct. 7, 2006	109	12	Derrick Milton	Prairie View	2014
124	17	William Davis	Sam Houston State	Nov. 1, 1997	109	13	Tony Citizen	Northwestern State	Sept. 13, 1986
123	19	Mike McArthur	Southern Illinois	1976	109	13	Don Ladner	USL	1955
122	21	Marcus Wiltz	Sam Houston State	Oct. 19, 2013	109	16	Charles Anastasio	Southeastern Louisiana	1964
122	10	Kelvin Bennett	Weber State	Sept. 21, 2013	109	16	Marshall Higginbotham	Northern Illinois	1974
122	13	Javaris Murray	at Weber State	Sept. 15, 2012	108	19	Cody Orgeron	at Tarleton State	Feb. 13, 2021
122	22	Jessie Burton	Southwest Texas	Nov. 7, 1998	108	22	William Davis	at Jacksonville State	Sept. 27, 1997
122	13	Buford Jordan	Lamar	1980	108	22	Kerry Joseph	Marshall	Dec. 9, 1995*
122	23	Bobby Wilson	Northeast Louisiana	1975	108	26	Tony Citizen	Nicholls State	Sept. 30, 1989
121	10	Bryce Strong	East Texas A&M	Nov. 2, 2024	108	20	Simon Jordan	Northwestern State	Sept. 1, 1984
121	13	Joshon Barbie	at Nicholls	Oct. 26, 2024	107	16	Derrick Milton	Abilene Christian	Oct. 18, 2014
121	25	Deonta McMahon	at Nicholls	Oct. 22, 2022	107	19	Josh Wagner	Southern Virginia	Sept. 27, 2008
121	19	Vick King	at Northwestern State	Nov. 16, 2002	107	28	Buford Jordan	at Northwestern State	Sept. 3, 1983
121	26	Henry Fields	at Nicholls State	Nov. 18, 1995	107	24	Charles Anastasio	USL	1964
120	19	Henry Fields	Eastern Illinois	Sept. 11, 1993	106	9	Bryce Strong	at Northwestern State	Nov. 16, 2024
120	22	Joe Crawford	Lamar	1975	106	2	Diontae Spencer	at Weber State	Sept. 15, 2012
119	32	Jessie Burton	Jacksonville State	Sept. 10, 1998	106	40	Aaron Pierce	Southwest Texas	Nov. 4, 2000
119	23	Brian McZeal	Lamar	Nov. 19, 1988	106	25	Jessie Burton	at Southwest Texas	Nov. 6, 1999
119	26	Merlin Walet	Louisiana College	1965	106	25	Simon Jordan	at Nicholls State	Sept. 15, 1984
119	21	Larry Grissom	Sam Houston State	1970	106	5	Harry Price	Indiana State	1977
118	21	Ryan Ross	at Louisiana-Lafayette	Sept. 10, 2016	106	23	Barry Boudreaux	Louisiana Tech	1973
118	15	Andre Anderson	Southeastern Louisiana	Sept. 24, 2011	106	13	Barry Boudreaux	Southeastern Louisiana	1973
118	10	Derrick Fourroux	Sam Houston State	Nov. 7, 2009	106	18	Merlin Walet	Louisiana Tech	1965
118	22	Buford Jordan	Louisiana Tech	1981	106	32	Carol Breaux	Louisiana Tech	1968
118	12	Bob MaGee	Southern Arkansas	1957	106	23	Larry Grissom	Northwestern State	1969
118	30	Ricky Miller	Troy State	1969	105	20	Marcus Wiltz	at Middle Tennessee	Aug. 30, 2012
117	21	Joshon Barbie	UIW	Oct. 21, 2023	105	18	Kris Bush	at Nicholls State	Oct. 20, 2007
117	35	Chris Thomas	Nicholls State	Nov. 20, 2004	105	23	Kris Bush	at Georgia Southern	Sept. 10, 2005
117	20	Vick King	at Nicholls State	Nov. 22, 2003	105	19	Henry Fields	Northwestern State	Oct. 17, 1992
117	26	Buford Jordan	at Southeastern Louisiana	Sept. 10, 1983	105	23	Artie Shankle	Nicholls State	1978
117	21	Darrell Lester	Tampa	1963	104	19	Daniel Sams	at Lamar	Nov. 21, 2015
117	26	Mike McArthur	Lamar	1975	104	18	Marucs Wiltz	Central Arkansas	Oct. 13, 2012
116	26	William Davis	vs. Southwest Missouri	Sept. 13, 1997	104	18	Marcus Wiltz	Southeastern Louisiana	Sept. 24, 2011
116	26	Theron McClendon	Louisiana Tech	1980	104	7	Toddrick Pendland	Savannah State	Sept. 19, 2009
116	8	Olen Clark	Southern Arkansas	1957	104	13	Jacob Prim	West Virginia Tech	Sept. 29, 2001
116	25	Bobby Wilson	Northeast Louisiana	1976	103	24	Toddrick Pendland	at Northwestern State	Nov. 15, 2008
115	17	Daniel Sams	Northwestern State	Oct. 24, 2015	103	21	Jessie Burton	at Nicholls State	Nov. 20, 1999
115	10	Kelvin Bennett	Northwestern State	Nov. 16, 2013	103	24	Jessie Burton	Troy State	Nov. 13, 1999
115	12	Marcus Wiltz	Arkansas-Pine Bluff	Sept. 7, 2013	102	10	Deonta McMahon	Alcorn State	Sept. 17, 2022
115	7	Luke Lawton	at Louisiana-Monroe	Sept. 14, 2002	102	18	Carlos Williams	Lamar	Mar. 13, 2021
115	18	Henry Fields	Delaware	Dec. 3, 1995*	102	20	Derrick Fourroux	at Tulane	Sept. 26, 2009
115	23	Merlin Walet	Southeastern Louisiana	1965	102	22	Derrick Fourroux	at South Dakota State	Oct. 4, 2008
115	17	Enos Hicks	Southeastern Louisiana	1972	102		Simon Jordan	at West Texas State	Sept. 22, 1984
114	13	Henry Fields	at Northwestern State	Nov. 13, 1993	102		Stephen Starring	Ball State	1981
114	19	Buford Jordan	West Texas State	1982	102	16	Terry McFarland	West Texas State	1976
114	14	Buford Jordan	Lamar	1981	101	5	Deonta McMahon	at Rice	Sept. 10, 2022
114	11	Jules DeRouen	Louisiana College	1952	101	25	Andre Anderson	at Central Arkansas	Nov. 20, 2010
113	10	Kerry Joseph	Sam Houston State	Oct. 21, 1995	101	15	Derrick Fourroux	at Nicholls State	Oct. 20, 2007
113	16	Brian McZeal	Sam Houston State	Nov. 5, 1988	101	24	Brian McZeal	Texas-Arlington	Nov. 9, 1985
113	20	Jesse Castete	Southeastern Louisiana	1955	101		Brian McZeal	at Northeast Louisiana	Nov. 2, 1985
113	26	Merlin Walet	USL	1965	101	20	Terry McFarland	Northeast Louisiana	1976
113	18	Buz Sarver	Northeast Louisiana	1969	101	21	Barry Boudreaux	Lamar	1973
112	13	Daniel Sams	Abilene Christian	Oct. 18, 2014	100	11	Justin Pratt	HBU	Oct. 19, 2019
112	4	Kelvin Bennett	Lamar	Nov. 17, 2012	100	14	Ryan Ross	at Central Arkansas	Oct. 17, 2015
112	21	Tony Citizen	at Arkansas State	Oct. 14, 1989	100	15	Ricky Stewart	Southeastern Louisiana	Sept. 8, 1984
112	18	Buford Jordan	Northeast Louisiana	1980	100	24	Felix Simon	Northwestern State	1967
112	19	Merlin Walet	Pensacola Navy	1965					
112	18	Artie Shankle	Louisiana Tech	1978					
111	17	Deonta McMahon	vs. Northwestern State	Nov. 20, 2021					
111	23	Stephon Huderson	at Southern	Sept. 18, 2021					
111	11	Deonta McMahon	vs. Nicholls	Apr. 3, 2021					
111	19	Marcus Wiltz	Stephen F. Austin	Oct. 27, 2012					



PASSING RECORDS




CODY STROUD



KERRY JOSEPH



STEPHEN STARRING



JOHNNIE THIBODEAUX



DERRICK FOURROUX

MOST PASSES ATTEMPTED

Game	Season	Career
1. <b>Scott Dieterich</b> <i>at Louisiana Tech, Oct. 10, 1987</i>	1. James Tabary 415 2016	1. Kerry Joseph 1,114 1992-95
2. <b>James Tabary</b> <i>vs. Stephen F. Austin, Sept. 17, 2016</i>	2. Blake Prejean 373 1997	2. Cody Stroud 1,059 2010-13
3. <b>Cody Orgeron</b> <i>vs. West Florida, Sept. 4, 2021</i>	3. Cody Stroud 370 2013	3. Derrick Fourroux 1,034 2006-09
4. <b>Kerry Joseph</b> <i>at Montana, Dec. 3, 1994</i>	4. James Tabary 353 2017	4. James Tabary 1,016 2016-18
5. <b>James Tabary</b> <i>at Sam Houston State, Nov. 5, 2016</i>	5. Cody Orgeron 348 2019	5. Blake Prejean 960 1996-99
<b>Cody Stroud</b> <i>at UTSA, Nov. 10, 2012</i>	6. Derrick Fourroux 322 2009	6. Cody Orgeron 936 2017-21
7. <b>James Tabary</b> <i>vs. Nicholls, Oct. 1, 2016</i>	7. Blake Prejean 320 1998	7. Scott Dieterich 841 1986-89
<b>Blake Prejean</b> <i>Massachusetts, Nov. 28, 1998</i>	8. Kerry Joseph 318 1995	8. Scott Pendarvis 810 2001-04
<b>Tim Leger</b> <i>at Northern Iowa, Sept. 28, 1996</i>	9. Slade Nagle 317 2000	9. Slade Nagle 653 1999-01
10. <b>James Tabary</b> <i>at Northwestern State, Oct. 22, 2016</i>	10. Kerry Joseph 315 1994	10. Johnnie Thibodeaux 455 1972-75
<b>Cody Stroud</b> <i>West Alabama, Sept. 14, 2013</i>	11. Cody Orgeron 304 2021	
<b>Blake Prejean</b> <i>Southern Utah, Sept. 18, 1999</i>	12. Cody Stroud 301 2011	
<b>Subester Brooks</b> <i>Nicholls State, Sept. 21, 1985</i>	13. Scott Pendarvis 289 2002	
	14. Tim Leger 288 1996	
	15. Kerry Joseph 282 1993	
	16. Scott Dieterich 279 1986	
	17. Daniel Sams 278 2015	
	Cody Stroud 278 2012	
	19. Derrick Fourroux 277 2008	
	20. Wes Watts 253 1990	

**COWBOY STADIUM ATTEMPTS RECORD:**  
61 by Luke Anthony of ACU, Oct. 6, 2018

MOST PASSES COMPLETED

Game	Season	Career
1. <b>Cody Stroud</b> <i>at UTSA, Nov. 10, 2012</i>	1. James Tabary 249 2016	1. Cody Stroud 627 2010-13
2. <b>Cody Orgeron</b> <i>vs. West Florida, Sept. 4, 2021</i>	2. Blake Prejean 218 1997	2. Derrick Fourroux 618 2006-09
<b>Cody Stroud</b> <i>West Alabama, Sept. 14, 2013</i>	3. Cody Stroud 211 2013	3. James Tabary 587 2016-18
4. <b>James Tabary</b> <i>at Northwestern State, Oct. 22, 2016</i>	4. Derrick Fourroux 206 2009	4. Kerry Joseph 565 1992-95
5. <b>James Tabary</b> <i>vs. Abilene Christian, Oct. 29, 2016</i>	5. Cody Orgeron 202 2019	5. Cody Orgeron 549 2017-21
6. <b>Cody Orgeron</b> <i>at Sam Houston, Apr. 10, 2021</i>	6. James Tabary 199 2017	6. Blake Prejean 497 1969-99
<b>James Tabary</b> <i>vs. Nicholls, Oct. 1, 2016</i>	7. Cody Stroud 183 2011	7. Scott Pendarvis 462 2001-04
<b>Blake Prejean</b> <i>Troy State, Nov. 15, 1997</i>	8. Slade Nagle 180 2000	8. Slade Nagle 378 1999-01
9. <b>Cody Orgeron</b> <i>at UCA, Oct. 12, 2019</i>	9. Cody Orgeron 178 2021	9. Scott Dieterich 360 1986-89
<b>James Tabary</b> <i>at Alcorn State, Sept. 16, 2017</i>	10. Blake Prejean 171 1998	10. Johnnie Thibodeaux 207 1972-75
	11. Cody Stroud 170 2012	
	12. Derrick Fourroux 169 2008	
	13. Kerry Joseph 168 1995	
	14. Scott Pendarvis 163 2002	
	15. Kerry Joseph 153 1994	
	16. Tim Leger 143 1996	
	17. Scott Pendarvis 142 2003	
	18. Scott Dieterich 141 1986	
	19. James Tabary 139 2018	
	20. Kerry Joseph 138 1993	

**COWBOY STADIUM RECORD MOST PASS COMPLETIONS IN A GAME:**  
43 by Luke Anthony of ACU, Oct. 6, 2018

Miscellaneous QB Records

QB RUSHING YARDS

**Game:** 223, Stephen Starring vs. Arkansas State, 1980  
**Season:** 974, Stephen Starring, 1980  
**Career:** 2,010, Derrick Fourroux, 2006-09

QB RUSHING TDs

**Game:** 3 by several  
**Season:** 11, Derrick Fourroux, 2008  
**Career:** 28, Derrick Fourroux, 2006-09

100-YARD QB RUSHING GAMES

**Season:** 4, Daniel Sams, 2015  
**Career:** 7, Daniel Sams, 2014-15

**CONSECUTIVE PASS ATTEMPTS w/O INT**  
142, Cody Stroud (9/21-11/2/13)

CONSECUTIVE COMPLETIONS

14, Cody Stroud vs. West Alabama, Sept. 14, 2013

**CONSECUTIVE GAMES WITH A TD PASS**  
18, Cody Stroud (2012-2013)

MOST 200-YARD PASSING GAMES

**CAREER:** 19, Blake Prejean (1996-99)

MOST 300-YARD PASSING GAMES

**SEASON:** 4, James Tabary (2016)  
**CAREER:** 6, James Tabary (2016-18)



# PASSING RECORDS

## MOST PASSING YARDS

Game	Season	Player	Yards	Year
1. Subester Brooks	405	1. Blake Prejean	3,068	1997
<i>Nicholls State, Sept. 21, 1985</i>		2. James Tabary	3,036	2016
2. James Tabary	384	3. Cody Stroud	2,935	2013
<i>at Northwestern State, Oct. 22, 2016</i>		4. Cody Orgeron	2,628	2019
3. James Tabary	376	5. James Tabary	2,511	2017
<i>vs. Nicholls, Oct. 1, 2016</i>		6. Kerry Joseph	2,485	1995
4. Cody Stroud	366	7. Derrick Fourroux	2,477	2009
<i>West Alabama, Sept. 14, 2013</i>		8. Tim Leger	2,361	1996
5. Cody Orgeron	361	9. Blake Prejean	2,293	1998
<i>vs. West Florida, Sept. 4, 2021</i>		10. Slade Nagle	2,222	2000
Scott Pendarvis	361	11. Derrick Fourroux	2,205	2008
<i>Sam Houston State, 2003</i>		12. Scott Pendarvis	2,186	2003
7. Blake Prejean	358	13. Cody Stroud	2,102	2012
<i>Nicholls State, 1997</i>		14. Cody Orgeron	2,088	2021
8. James Tabary	357	15. Derrick Fourroux	2,054	2007
<i>at Sam Houston State, Nov. 5, 2016</i>		16. Scott Pendarvis	2,050	2002
9. James Tabary	355	17. Kerry Joseph	2,047	1994
<i>at HBU, Sept. 8, 2018</i>		18. Scott Dieterich	2,031	1986
10. Cody Orgeron	354	19. Cody Stroud	2,009	2011
<i>vs. Nicholls, Apr. 3, 2021</i>		20. Kerry Joseph	1,981	1993
11. James Tabary	348			
<i>vs. Stephen F. Austin, Sept. 17, 2016</i>				
12. Cody Stroud	346			
<i>at UTSA, Nov. 10, 2012</i>				
13. Cody Orgeron	344			
<i>at UCA, Oct. 12, 2019</i>				
James Tabary	344			
<i>at Alcorn State, Sept. 16, 2017</i>				
15. Cody Stroud	333			
<i>at Stephen F. Austin, Nov. 9, 2013</i>				

**COWBOY STADIUM RECORD:**  
455 by Cameron Ward (UIW), Oct. 23, 2021

## MOST TOUCHDOWNS PASSES

Game	Career	Player	Touchdowns	Year
1. James Tabary	5	1. Kerry Joseph	67	1992-95
<i>at Sam Houston State, Nov. 5, 2016</i>		2. Derrick Fourroux	64	2006-09
Cody Stroud	5	3. Cody Stroud	59	2010-13
<i>vs. West Alabama, Sept. 14, 2013</i>		4. James Tabary	56	2016-18
Scott Pendarvis	5	5. Cody Orgeron	50	2017-21
<i>vs. Sam Houston State, 2003</i>		6. Scott Pendarvis	39	2001-04
Kerry Joseph	5	Blake Prejean	35	1996-99
<i>vs. Delaware, 1995</i>		Slade Nagle	35	1999-01
Tim Leger	5	9. Scott Dieterich	25	1986-89
<i>vs. Stephen F. Austin, 1996</i>		10. Johnnie Thibodeaux	24	1972-75

**COWBOY STADIUM RECORD:**  
5, Cody Stroud vs. West Alabama, Sept. 14, 2013; Scott Pendarvis vs. Sam Houston State, Kerry Joseph vs. Delaware, 1995; Martin Hankins of SLU, 2004.

Season	Player	Touchdowns	Year
1.	Cody Stroud	29	2013
2.	Kerry Joseph	27	1995
3.	Cody Orgeron	24	2019
4.	James Tabary	23	2016
5.	James Tabary	21	2017
6.	Derrick Fourroux	20	2009
	Kerry Joseph	20	1993
8.	Cody Stroud	19	2012
9.	Derrick Fourroux	18	2008
	Scott Pendarvis	18	2003


# 250-YARD PASSING GAMES

Name	Att.	Comp	Yards	Opponent	Date
Subester Brooks	25	43	405	Nicholls State	Sept. 21, 1985
James Tabary	29	43	384	at Northwestern State	Oct. 22, 2016
James Tabary	27	44	376	vs. Nicholls	Oct. 1, 2016
Cody Stroud	30	43	366	West Alabama	Sept. 21, 2013
Cody Orgeron	30	48	361	vs. West Florida	Sept. 4, 2021
Scott Pendarvis	19	24	361	Sam Houston State	2003
Blake Prejean	15	19	358	Nicholls State	1997
James Tabary	25	46	357	at Sam Houston State	Nov. 5, 2016
James Tabary	25	32	355	at Houston Baptist	Sept. 8, 2018
Cody Orgeron	27	20	354	vs. Nicholls	Apr. 3, 2021
Cody Orgeron	41	26	344	at Central Arkansas	Oct. 12, 2019
James Tabary	22	49	348	vs. Stephen F. Austin	Sept. 17, 2016
Cody Stroud	34	46	346	at UTSA	Nov. 10, 2012
Cody Orgeron	26	41	344	at Central Arkansas	Oct. 12, 2019
James Tabary	37	26	344	at Alcorn State	Sept. 16, 2017
Cody Stroud	17	33	333	at Stephen F. Austin	Nov. 9, 2013
Slade Nagle	16	32	331	Northwestern State	2000
Kerry Joseph	21	34	317	Stephen F. Austin	1995
Tim Leger	21	44	317	Northern Iowa	1996
Derrick Fourroux	22	33	314	Central Arkansas	2008
Clifton McDowell	18	29	313	Stephen F. Austin	Sept. 14, 2024
Cody Stroud	24	38	312	at Central Arkansas	Oct. 15, 2011
Tim Leger	14	34	309	Stephen F. Austin	1996
Derrick Fourroux	24	39	308	Texas State	2008
Cody Orgeron	22	17	306	at Northwestern State	Mar. 30, 2021
Cody Orgeron	24	31	303	HBU	Oct. 19, 2019
Scott Dieterich	18	28	297	Northern Iowa	1986
Derrick Fourroux	24	38	297	South Dakota State	2008
Wes Watts	13	22	292	Northwestern State	1990
Cody Orgeron	42	27	291	at Sam Houston	Apr. 10, 2021
Blake Prejean	21	43	288	Southern Utah	1999
West Watts	13	37	287	Montana	1990
James Tabary	28	17	285	Northwestern State	Nov. 11, 2017
Tim Leger	15	34	283	Sam Houston State	1996

Name	Att.	Comp	Yards	Opponent	Date
Kerry Joseph	21	47	283	at Montana	1994
Scott Dieterich	18	28	283	Lamar	1986
Blake Prejean	22	41	281	Northwestern State	1998
Derrick Fourroux	21	30	281	Sam Houston State	2007
Cody Orgeron	18	40	280	Sam Houston State	Sept. 28, 2019
Cody Stroud	13	19	277	at Central Arkansas	Oct. 5, 2013
James Tabary	33	17	276	Incarnate Word	Oct. 21, 2017
James Tabary	28	41	275	Abilene Christian	Oct. 29, 2016
Knox Kadum	17	34	274	Alcorn State	Sept. 17, 2022
Cody Stroud	17	28	274	at Nicholls State	Nov. 3, 2012
Blake Prejean	27	39	274	Troy State	1997
Kerry Joseph	19	30	270	Northeast Louisiana	1992
Cody Stroud	15	28	267	Sam Houston State	Oct. 19, 2013
Scott Dieterich	16	41	265	Louisiana Tech	1986
Chris Jones	18	30	265	Sam Houston State	2004
Kerry Joseph	18	27	263	Northwestern State	1994
Mark Fontenot	15	16	261	Southeastern Louisiana	2007
Scott Pendarvis	11	13	258	Nicholls State	2003
Alex Flores	24	34	258	Lamar	Nov. 23, 2024
Cody Stroud	20	27	256	at Weber State	Sept. 15, 2012
Cody Stroud	18	40	255	Jacksonville State	Dec. 7, 2013
Blake Prejean	21	38	255	Southwest Missouri	1997
James Tabary	19	29	254	vs. Tarleton State	Sept. 3, 2016
Scott Pendarvis	18	29	254	Southern	2004
Scott Dieterich	18	31	254	Northwest Louisiana	1986
Cody Stroud	12	26	252	North Texas	1989
Cody Stroud	21	30	251	Arkansas-Pine Bluff	Sept. 7, 2013
Kerry Joseph	14	30	251	Illinois State	1993
Blake Prejean	12	23	251	Troy State	1998
Stephen Starring	10	25	251	Lamar	1981
Chris Jones	17	22	251	at Florida International	2004
Slade Nagle	21	37	250	Southwest Missouri	2000




# RECEIVING RECORDS



**B.J. SAMS**




**FLIP JOHNSON**



**JERMAINE MARTIN**



**STEVEN WHITE-**



**TERENCE DAVIS**

## RECEPTIONS

Game			Season			Career					
1.	13	Cyron Sutton at UCA	10/12/19	1.	Cyron Sutton	67	2019	1.	Jermaine Martin	160	1999-02
2.	10	Cyron Sutton vs. Sam Houston	9/28/19	2.	Henry Smith	64	2004	2.	B.J. Sams	136	2000-03
		Toddrick Penland vs. Appalachian State	2009	3.	B.J. Sams	63	2003	3.	Steven Whitehead	136	2004-08
		Henry Smith vs. Nicholls	2004	4.	Flip Johnson	63	1986	4.	Kent Shelby	128	2014-17
		Arthur Alexander vs. Nicholls	1985	5.	Donnie Ashley	62	1997	5.	Terence Davis	119	1992-95
		Frank Miller vs. Memphis State	1965	6.	Steven Whitehead	57	2008	6.	Cyron Sutton	114	2017-19
7.	9	Trevor Begue vs. HBU	10/19/19	7.	Terence Davis	56	1995	7.	Flip Johnson	113	1983-86
		Carlese Franklin vs. Sam Houston State	2007	8.	Trevor Begue	55	2019	8.	Damien Morris	112	1994-97
		Steven Whitehead vs. Northwestern State	2006	9.	Diontae Spencer	50	2013	9.	Carlese Franklin	110	2004-07
		Henry Smith vs. Sam Houston State	2004	10.	Carlese Franklin	50	2007	10.	William Davis	106	1995-98
		Henry Smith at Southern	2003	11.	Terence Davis	50	1994	11.	Trevor Begue	102	2017-21
		Flip Johnson vs. Lamar	1987	12.	Kent Shelby	48	2017	12.	Diontae Spencer	101	2010-13
		Flip Johnson vs. Northeast La.	1986	13.	Steven Whitehead	48	2006	13.	Ernest Celestie	99	2011-14
				14.	B.J. Sams	46	2002		Quinten Lawrence	99	2005-08
				15.	Jermaine Martin	45	2001		Chris Fontenot	99	1994-97
					Jermaine Martin	45	2000				

**COWBOY STADIUM RECORD:**

13, Felton Huggins (SLU), 2004

## RECEIVING YARDS

Game			Season			Career					
1.	208 (10)	Arthur Alexander vs. Nicholls	1985	1.	Terence Davis	1,108 (56)	1995	1.	Jermaine Martin	2,636	1999-02
2.	199 (7)	Quinten Lawrence vs. Nicholls	2005	2.	Cyron Sutton	950 (67)	2019	2.	Terence Davis	2,039	1992-95
3.	186 (6)	Britt Broadhead vs. SHSU	2003	3.	Flip Johnson	949 (63)	1986	3.	B.J. Sams	2,038	2000-03
4.	177 (4)	Mark Barousse vs. SLU	1982	4.	B.J. Sams	889 (63)	2003	4.	Damien Morris	2,032	1994-97
5.	173 (7)	Jermaine Martin vs. Northwestern State	2000	5.	Donnie Ashley	836 (62)	1997	5.	Kent Shelby	1,910	2014-17
6.	165 (8)	Trevor Begue at Northwestern State	3/30/21	6.	Diontae Spencer	835 (50)	2013	6.	Quinten Lawrence	1,905	2005-08
7.	164 (9)	Flip Johnson vs. Lamar	1987	7.	Trevor Begue	827 (55)	2019	7.	Carlese Franklin	1,751	2004-07
8.	160 (10)	Cyron Sutton vs. Sam Houston	9/28/19	8.	Carlese Franklin	823 (50)	2007	8.	Steven Whitehead	1,696	2004-08
9.	159 (4)	Carlese Franklin vs. Northwestern State	2007	9.	Steven Whitehead	810 (57)	2008	9.	Adam Henry	1,690	1990-93
		159 (8) Chris Fontenot vs. Troy	1996	10.	Jermaine Martin	801 (45)	2000	10.	Cyron Sutton	1,688	2017-19
		159 (7) Terence Davis vs. Stephen F. Austin	1995	11.	Henry Smith	780 (64)	2004	11.	Flip Johnson	1,605	1983-86
12.	158 (6)	Damien Morris vs. Montana	1994	12.	Terence Davis	779 (50)	1994	12.	William Davis	1,543	1995-98
13.	157 (6)	Britt Broadhead vs. Stephen F. Austin	2003	13.	Darius Crawley	701 (41)	2016	13.	Diontae Spencer	1,496	2010-13
14.	156 (13)	Cyron Sutton at UCA	10/12/19	14.	Jermaine Martin	699 (45)	2001	14.	Trevor Begue	1,471	2017-21
15.	152 (7)	Diontae Spencer at Stephen F. Austin	11/9/13	15.	William Davis	692 (37)	1996	15.	Jeff Delhomme	1,448	1987-90
		152 (5) Mark Barousse vs. Lamar	1981								

**COWBOY STADIUM RECORD:**

235, Felton Huggins of SLU, 2004

## TOUCHDOWN RECEPTIONS

Game		Season		Career	
1.	3 by Several Players	1.	Terence Davis	21	1992-95
		2.	Trevor Begue	18	1994-97
		3.	Cyron Sutton	16	2000-03
			Diontae Spencer	16	1990-93
			Adam Henry	16	1990-93
		5.	Trevor Begue	15	2017-21
			Quinten Lawrence	15	2005-08
		6.	Cyron Sutton	14	2017-19
			Kent Shelby	14	2014-17
		7.	Cyron Sutton	14	2017-19
			Kent Shelby	14	2014-17
		9.	Darius Crawley	12	2016-17
			Wes Mangan	12	2006-09
			Britt Brodhead	12	2000-03
		10.	3 tied with 6 TDs		

**COWBOY STADIUM RECORD:**

3 by Several

**100-YARD RECEIVING GAMES****Yds (PC) Player, Opponent (Year, QB)**

208 (10) Arthur Alexander vs Nicholls St. (1985, Subester Brooks)  
 199 (7) Quinten Lawrence vs Nicholls St. (2005, Jones/Fontenot)  
 186 (6) Britt Brodhead vs Sam Houston (2003, Scott Pendarvis)  
 177 (4) Mark Barousse vs SE La. (1982, Stephen Starring)  
 173 (7) Jermaine Martin vs NW St. (2000, Slade Nagle)  
 165 (8) Trevor Begue at Northwestern State (3/20/21, Cody Orgeron)  
 164 (9) Flip Johnson vs Lamar (1987, Scott Dieterich)  
 159 (7) Terence Davis vs SFA (1995, Kerry Joseph)  
 159 (8) Chris Fontenot vs Troy St. (1996, Tim Leger)  
 159 (4) Carlese Franklin vs NW State (2007, Derrick Fourroux)  
 158 (6) Damien Morris vs Montana (1994, Kerry Joseph)  
 157 (6) Britt Brodhead vs SFA (2003, Scott Pendarvis)  
 152 (7) Diontae Spencer at SFA (11/9/13, Cody Stroud)  
 152 (5) Mark Barousse vs Lamar (1981, Stephen Starring)  
 151 (8) Flip Johnson vs La Tech (1986, Scott Dieterich)  
 150 (5) Adam Henry vs Illinois St. (1993, Kerry Joseph)  
 147 (7) Josh Matthews vs. Nicholls (4/3/21, Cody Orgeron)  
 147 (7) Richard Ellender vs UTA (1978, Wendell Lejeune and Chad Millet)  
 147 (7) B. J. Sams vs Montana (2002, Scott Pendarvis)  
 146 (7) Andy Bertrand vs Sam Houston (2004, Chris Jones)  
 146 (9) Steven Whitehead vs NW State (2006, Derrick Fourroux)  
 145 (8) Mason Pierce vs. Eastern Illinois (11/5/22, Roberts, Walker)  
 145 (4) Terence Davis vs Idaho (1994, Kerry Joseph)  
 137 (6) Darious Crawley vs. SFA (9/17/16, James Tabary)  
 135 (7) B. J. Sams vs W. Va. Tech (2001, Slade Nagle)  
 132 (4) Darious Crawley at Incarnate Word (9/24/16, James Tabary)  
 129 (4) Tavarious Battiste at SHSU (11/5/16, James Tabary)  
 127 (9) Flip Johnson vs NE La. (1986, Scott Dieterich)  
 127 (4) Damien Morris vs NW State (1997, Blake Prejean)  
 127 (4) Damien Morris vs Delaware (1997, Blake Prejean)  
 127 (9) Carlese Franklin vs Sam Houston (2007, Derrick Fourroux)  
 122 (6) Diontae Spencer vs. West Alabama (7/14/13, Cody Stroud)  
 122 (5) Nic Jacobs at South Florida (8/31/13, Cody Stroud)  
 120 (4) Damien Morris vs Nicholls St. (1997, Blake Prejean)  
 119 (3) Keffian Smith vs Jacksonville (1998, Blake Prejean)  
 118 (6) Terence Davis vs Youngstown (1995, Kerry Joseph)  
 117 (8) Keith Ortego vs La Tech (1983, Don Richards)  
 116 (5) Diontae Spencer vs. SHSU (10/19/13, Cody Stroud)  
 116 (7) Carlese Franklin vs S. Dakota (2007, Derrick Fourroux)  
 115 (8) Darious Crawley at SHSU (11/5/16, James Tabary)  
 115 (7) Carlese Franklin vs SE La. (2007, Mark Fontenot)  
 115 (9) Henry Smith vs Southern (2003, Scott Pendarvis)  
 115 (5) Britt Brodhead vs Texas State (2003, Scott Pendarvis)  
 115 (7) B. J. Sams vs Grambling (2003, Scott Pendarvis)  
 114 (5) Jeff Delhomme vs Lamar (1989, Scott Dieterich)

**Yds (PC) Player, Opponent (Year, QB)**

113 (4) Wes Briscoe vs. Sioux Falls (2011, Cody Stroud)  
 112 (4) Terence Davis vs Central Florida (1995, Kerry Joseph)  
 112 (9) Henry Smith vs Sam Houston (2004, Chris Jones)  
 111 (7) Eric Chew vs NW State (1998, Blake Prejean)  
 111 (6) B. J. Sams vs W. Kentucky (2002, Scott Pendarvis)  
 111 (6) Jimmy Redmond vs Ga. Southern (2000, Slade Nagle)  
 111 (7) Steven Whitehead vs S. Dakota State (2008, Derrick Fourroux)  
 110 (3) Kent Shelby vs. Northwestern State (10/24/15, Daniel Sams)  
 110 (8) Jermaine Martin vs W. Va. Tech (2001, Slade Nagle)  
 109 (7) Jermaine Martin vs Prairie View (2001, Slade Nagle)  
 109 (5) Marcus Turner vs Alcorn (2000, Slade Nagle)  
 109 (2) Richard Conner vs Nicholls State (2008, Derrick Fourroux)  
 108 (5) Jer'Michael Carter at HCU (10/5/24, Kamden Sixkiller)  
 107 (2) Donnie Ashley vs S. Houston (1996, Tim Leger)  
 107 (4) Keith Ortego vs Lamar (1984, Don Richards)  
 106 (6) Eric Chew vs S. Utah (1999, Blake Prejean)  
 106 (7) B. J. Sams vs S. Utah (2003, Scott Pendarvis)  
 106 (3) Jermaine Martin vs SFA (2000, Slade Nagle)  
 106 (8) Jermaine Martin vs SW Mo (2000, Slade Nagle)  
 106 (2) William Davis vs SFA (1996, Tim Leger)  
 106 (7) Terence Davis vs Youngstown (1994, Kerry Joseph)  
 105 (5) Flip Johnson vs N. Texas (1986, Scott Dieterich)  
 105 (4) Donnie Ashley vs Nicholls State (1997, Prejean)  
 105 (4) Carlese Franklin vs Texas State (2007, Derrick Fourroux)  
 104 (5) Quinten Lawrence vs Texas State (2007, Derrick Fourroux)  
 104 (3) Adam Henry vs NE La. (1993, Kerry Joseph)  
 104 (7) Terence Davis vs SW Texas (1995, Kerry Joseph)  
 104 (5) Terence Davis vs Idaho (1995, Kerry Joseph)  
 104 (5) Terence Davis vs Delaware (1995, Kerry Joseph)  
 102 (7) Kent Shelby vs. Sam Houston State (11/7/15, Daniel Sams)  
 102 (8) Brian McZeal vs La Tech (1987, Scott Dieterich)  
 102 (3) Quinten Lawrence vs SE La. (2007, Mark Fontenot)  
 101 (3) Adam Henry vs SW Texas (1993, Kerry Joseph)  
 101 (8) Henry Smith vs Portland St. (2004, Scott Pendarvis)  
 100 (6) Cory O'Bryant vs. HCU (11/11/23, Kamden Sixkiller)  
 100 (6) Kent Shelby vs. Northwestern State (11/11/17, James Tabary)  
 100 (5) Keith Ortego vs USL (1984, Don Richards)  
 100 (2) Gary Broussard vs West Texas (1975, Johnnie Thibodeaux)  
 100 (3) Chris Fontenot vs Jacksonville (1997, Blake Prejean)



**COWBOY RECORD BOOK**

**TOTAL OFFENSE**

**Plays**

Game - 61, Tim Leger vs Northern Iowa 1996  
 Season - 506, Cody Orgeron, 2019  
 Career - 1,649, Kerry Joseph 1992-95  
 Cowboy Stadium - 59, Daniel Sams vs. Sam Houston State, Nov. 11, 2015

**Yards Gained**

Game - 403, Cody Orgeron at UCA, 10/12/19 (344 passing, 59 rushing)  
 Season - 3,113, Derrick Fourroux 2009  
 Career - 10,236, Derrick Fourroux (8,226 passing, 1,990 rushing, 2006-09)  
 Cowboy Stadium - 428, Martin Hankins, SE La., 2004

**RUSHING**

**Rushes**

Game - 46, Theron McClendon vs La Tech 1979  
 Season - 257, Theron McClendon 1980  
 Career - 839, Henry Fields 1992-95  
 Cowboy Stadium - 46, Theron McClendon vs La Tech 1979

**Yards Gained**

Game - 304, Tony Citizen vs Prairie View 1986  
 Season - 1,431, Toddrick Pendland, 2008  
 Season (Freshman) - 1,162, Jessie Burton 1998  
 Career - 4,358, Henry Fields 1992-95  
 Cowboy Stadium - 304, Tony Citizen vs Prairie View 1986

**TDs Rushing**

Game - 7, Jessie Burton vs Southern Utah 1998  
 Season - 18, Buford Jordan 1981; 18, Jessie Burton 1998  
 Career - 44, Buford Jordan 1980-83  
 Cowboy Stadium - 5, several

**QB Rushing Yards**

Game: 223, Stephen Starring vs Arkansas St, 1980 (25 carries)  
 Season: 974, Stephen Starring 1980  
 Career: 2,010, Derrick Fourroux, 2006-09

**QB Touchdowns Scored Rushing**

Game: 3 by several  
 Season: 11, Daniel Sams, 2015;  
 Derrick Fourroux 2008  
 Career: 28, Derrick Fourroux 2006-09

**Most Yards Rushing by QB (game)**

223 (25) Stephen Starring vs Arkansas State 1980

**Most 100-yard games rushing by quarterback (season):**

4, Daniel Sams 2015

**(career):** 7, Daniel Sams 2014-15

**PASSING**

**Attempts**

Game - 51, Scott Dieterich vs La Tech 1987  
 Season - 415, James Tabary, 2016  
 Career - 1114, Kerry Joseph 1992-95  
 Cowboy Stadium - 55, Robert Cobb (NE La.) 1993

**Completions**

Game - 34, Cody Stroud at UTSA, 11/10/12  
 Season - 249, James Tabary, 2016  
 Career - 627, Cody Stroud, 2010-13  
 Cowboy Stadium - 38, Martin Hankins, SE La. 2004  
 Consecutive Completions: 14, Cody Stroud vs. West Alabama, 9/14/13

**Yards**

Game - 405, Subester Brooks vs Nicholls St. 1985  
 Season - 3,068, Blake Prejean 1997  
 Career - 8,226, Derrick Fourroux, 2006-09  
 Cowboy Stadium - 455 by Cameron Ward (UIW), Oct. 23, 2021

**TD Passes**

Game - 5, James Tabary at SHSU, 11/5/16; Cody Stroud vs. West Alabama, 9/14/13; Scott Pendarvis vs Sam Houston State, 2003; Kerry Joseph vs Delaware 1995; Tim Leger vs SFA 1996  
 Season - 28, Cody Stroud, 2013  
 Career - 67, Kerry Joseph 1992-95  
 Cowboy Stadium - 5, Cody Stroud vs. West Alabama, 9/14/13; Kerry Joseph vs Delaware 1995; Tim Leger vs SFA 1996; Martin Hankins, SE La., 2004

**Interceptions Thrown**

Game - 5, David Bourgeois vs UTA 1966  
 Season - 15, Kerry Joseph 1995  
 Career - 47, Kerry Joseph 1992-95  
 Cowboy Stadium - 4, several

**Consecutive Pass Attempts w/o INT**

203, Cody Orgeron (2020-21)

**Consecutive Games with a TD Pass**

18, Cody Stroud (2012-2013)

**300-Yard Passing Games (career)**

5, Cody Orgeron, 2017-21; James Tabary, 2016-17

**RECEIVING**

**Passes Caught**

Game - 13, Cyron Sutton at UCA, 10/12/19  
 Season - 67, Cyron Sutton, 2019  
 Career - 160, Jermaine Martin 1999-2002  
 Cowboy Stadium - 13, Felton Huggins, SE La., 2004

**Yards Gained**

Game - 208, Arthur Alexander vs Nicholls St. 1985  
 Season - 1,108, Terence Davis 1995  
 Career - 2,636, Jermaine Martin 1999-2002  
 Cowboy Stadium - 235, Felton Huggins, SE La., 2004

**Touchdowns**

Game - 3, several  
 Season - 16, Terence Davis 1995  
 Career - 21, Terence Davis 1992-95  
 Cowboy Stadium - 3, several

**Most 100-yd Receiving Games in a Season**

6, Terence Davis 1995

**Most Consecutive 100-yd Receiving Games**

3, Carlese Franklin 2007; 3, Britt Brodhead 2003

**Most Consecutive TD Passes Caught**

5, Pat Victor 1973

**Most Consecutive Games with a Receiving TD**

7, Cyron Sutton, Sept. 17-Oct. 26, 2019

**TDs by Tight Ends**

Game: 2, Nic Jacobs from Cody Stroud at South Florida, 8/31/13  
 Season: 5, Corday Clark, 2009  
 Career: 12, Wes Mangan, 2006-2009

**Tight End Receiving Yards**

Season: 570, Lawayne Ross, 2017

**Longest TE Scoring Play**

78 yards, Nick Jacobs from Cody Stroud at South Florida, 8/31/13; Chris Fontenot from Tim Leger vs. Troy, 1996

**ALL-PURPOSE YARDS**

Yardage(rushing,receiving, run backs)  
 Game - 365, Diontae Spencer at SFA, 11/9/13  
 Season - 2,003, B. J. Sams, 2003  
 Career - 4,903, B. J. Sams, 2000-03  
 Cowboy Stadium - 316, B. J. Sams vs Western Kentucky 2002

**SPECIAL TEAMS**

**PUNTING**

**Punts**

Game - 12, Pat Neck vs N. Iowa 1991; 12, Jim Poirier vs SF Austin 1989; 12, David Latta vs N. Iowa 1998  
 Season - 91, Pat Neck 1991  
 Career - 284, Jim Poirier 1987-90  
 Cowboy Stadium - 12, Jim Poirier vs SF Austin 1989

**Yardage**

Game - 518, David Latta vs N. Iowa 1998  
 Season - 3,727, Pat Neck 1991  
 Career - 9,751, Don Stump 1978-81  
 Long - 81, Alex Kjellsten, at Lamar (11/18/17); Don Stump vs. West Texas State (1979)  
 Cowboy Stadium Game Yards - 452, Jim Poirier vs SF Austin 1989  
 Cowboy Stadium Long - 81, Don Stump vs. West Texas State, 1979

**Average**

Game - 51.7, Alex Kjellsten vs. UCA, 10/27/18  
 Season - 46.1, Finn Lappin, 2024  
 Career - 42.1, Alex Kjellsten, 2014, 2017-18  
 Cowboy Stadium - 51.7, Alex Kjellsten vs. UCA, 10/27/18

**Punts Downed Inside 20-Yard Line**

Game - 7, Bailey Raborn at Oklahoma St., 9/7/19

**PUNT RETURNS**

**Returns**

Game - 10, B.J. Sams vs. Montana, 12/7/02  
 Season - 38, Erwin Brown 1990-93  
 Career - 71, Flip Johnson 1983-86  
 Cowboy Stadium - 8, Ron Alexander vs SF Austin 1991

**Yards**

Game - 147, Zach Bronson vs Jacksonville State 1994  
 Season - 528, Donnie Ashley, 1997  
 Career - 650, Troy Jones 1988-89  
 Cowboy Stadium - 116, Larry Anderson, La Tech 1977

**TDs**

Game - 1 several; most recently Diontae Spencer at SFA, 11/9/13 (35 yds)  
 Season - 3, Donnie Ashley, 1997; Troy Jones 1989; Richard Ellender 1978  
 Career - 4, Richard Ellender 1975-78

**Most Consecutive Games with PR for TD**

3, Troy Jones 1989

**KICKOFF RETURNS**

**Returns**

Game - 9, Flip Johnson vs N. Iowa 1986  
 Avg./G (min. 4 ret.) - 40.5, Diontae Spencer vs. UAPB, 9/7/13  
 Season - 30, Flip Johnson 1986  
 Career - 89, Flip Johnson 1983-86  
 Cowboy Stadium - 6, Diontae Spencer vs. SLU, 11/2/13; Donnie Ashley vs SFA 1996

**Yards**

Game - 233, Flip Johnson vs N. Iowa 1986

Season - 853, Diontae Spencer, 2013  
 Season/Avg. - 29.4, Diontae Spencer, 2013  
 Career - 1,805, Flip Johnson 1983-86  
 Cowboy Stadium - 165, Jeff Delhomme vs Montana 1990

**TDs**

Game - 2, Diontae Spencer at SFA, 11/2/13  
 Season - 2, Diontae Spencer, 2013  
 Career - 2, Khalil Thomas, 2013-16; Diontae Spencer, 2010-13; William Davis 1995-98  
 Cowboy Stadium - 1, several (last, D'Andre Hicks vs. NSU, 11/2/19)

**SCORING**

**Points Scored**

Game - 42, Jessie Burton vs Southern Utah 1998  
 Season - 118, Toddrick Pendland, 2009  
 Career - 356, Jose Larios 1992-95  
 Cowboy Stadium - 30, several

**TDs Scored**

Game - 7, Jessie Burton vs Southern Utah 1998  
 Season - 19, Jessie Burton 1998; 19, Toddrick Pendland, 2009  
 Career - 46, Toddrick Pendland, 2006-09  
 Cowboy Stadium - 5, several

**Total TDS scored (running and passing)**

92, Derrick Fourroux, 2006-09

**PATs Kicked**

Game - 10, Blake Bercegeay vs West Virginia Tech, 2006  
 Season - 60, Ryan Rome, 2013  
 Career - 158, Jose Larios 1992-95  
 Cowboy Stadium - 10, Blake Bercegeay vs West Virginia Tech, 2006

**PATs Attempted Kicking**

Game - 11, Blake Bercegeay vs West Virginia Tech, 2006  
 Season - 63, Ryan Rome, 2013  
 Career - 163, Jose Larios 1992-95  
 Cowboy Stadium - 11, Blake Bercegeay vs West Virginia Tech, 2006

**Field Goals Made**

Game - 5, Eric Roberts vs E. Illinois 1990; 5 Blake Bercegeay vs Northwestern State 2006  
 Season - 24, Jose Larios 1993  
 Career - 66, Jose Larios '92-95; 66, Shonz LaFrenz '96-99  
 Cowboy Stadium - 4 by Don Stump vs Northeast La. 1979, Jose Larios vs Idaho 1995, Shonz LaFrenz vs U. Mass 1998

**Field Goals Attempted**

Game - 6, Eric Roberts vs E. Illinois 1990  
 Season - 31, Jose Larios 1993  
 Career - 100, Jose Larios 1992-95  
 Cowboy Stadium - 5, Shonz LaFrenz vs U. Mass 1998

**Game Winning Field Goal (longest)**

52 yards - Josh Lewis vs SE Louisiana 2010

**Most Consecutive PATs Kicked**

93, Jose Larios 1993-95

**Most Consecutive FGs kicked (season)**

12, Shonz LaFrenz 1997

**Most Consecutive FGs kicked (career)**

12, Shonz LaFrenz 1997; 12, Blake Bercegeay 2006 and 2007

**Most Consecutive FGs kicked in game**

5 Blake Bercegeay vs NW State, 2006



COWBOY RECORD BOOK

**DEFENSE**

**BLOCKED KICKS**

Field Goals (Season) - 4, Leonard Smith, 1981  
 Field Goals (Game) - 2, Rod Gulley vs Henderson State, 2003  
 Punts (Game) - 3, Ben Duhon vs Ark-Monticello 1998  
 Punts (Season) - 3, Berwick Davenport 1988; 3, Mike Pierce 1989; 3, Ben Duhon 1998  
 Punts (Career) - 6, Mike Pierce 1987-90  
 PATs (Season) - 2, Leonard Smith 1982  
 Total Blocks (Season) - 6, Leonard Smith 1981, 1982  
 Total Blocks (Career) - 17, Leonard Smith 1980-82 (10 field goal, 3 punts, 4 PATs)

**TACKLES**

Game - 23, Charles Ayro vs Nicholls State 1996  
 Season - 171, Charles Ayro 1997  
 Career - 486, Charles Ayro 1995-98

**QUARTERBACK SACKS**

Game - 5, Chris Livings vs. ACU, 10/6/18;  
 Bryan Smith vs West Virginia Tech, 2006  
 Season - 15.5, Kavika Pittman, 1997  
 Career - 31, Bryan Smith (2005-07)

**PASS INTERCEPTIONS**

**Interceptions**

Game - 3, several (last Brent Spikes at Incarnate Word, Oct. 25, 2014)  
 Season - 10, Billy Blakeman 1970  
 Career - 25, Billy Blakeman 1970-73  
 Cowboy Stadium - 3, Billy Blakeman vs Northeast La. 1970

**Yards Returned**

Game - 148 (3), Brent Spikes at Incarnate Word, Oct. 25, 2014  
 Season - 251, Zack Bronson 1993  
 Career - 455, Zack Bronson 1993-96  
 Cowboy Stadium - 96, D. Easterling vs NW State 1990

**TDs**

Game - 2, Chris Raggett vs. McMurry, 9/8/12 (NCAA Record)  
 Season - 2, Chris Raggett, 2012; Rod Gulley, 2002  
 Career - 3, Rod Gulley, 2000-03  
 Cowboy Stadium - 2, Chris Raggett vs. McMurry, 9/8/12

**PASSES BATTED DOWN**

Game - 6, Cody Roscoe vs. HBU (10/19/19)

**FUMBLE RECOVERIES**

**TDs scored returning fumbles (season):**

2, Desmond Lighten 2009

**Most fumbles recovered in a game:**

3, Chris Loveless vs. Lamar, 11/17/12

**LONGEST SCORING PLAYS**

**Rush** - 93 yards, Kelvin Bennett vs. Lamar, 11/17/12

**Cowboy Stadium:** 93 yards, Kelvin Bennett vs. Lamar, 11/17/12

**Pass** - 99 yards, Lester Landry to Desmond Jones vs NE La. 1951

**Cowboy Stadium:** 92 yards, Stephen Starring to Mark Barousse vs SE La. 1982

**Pass Int** - 98 yards, Aaron Sam at Nebraska, 9/6/14; Ryan Bronson at South Florida, 8/31/13

**Cowboy Stadium:** 96 yards, David Easterling vs NW State 1990

**Punt Return** - 93 yards Richard Ellender vs La Tech 1978

**Cowboy Stadium:** 84 yards, Richard Ellender vs Tenn-Chattanooga 1978; 84 yards, Zack Bronson vs Jacksonville 1994

**KO Return** - 100 yards, Mason Pierce at Southern, 9/18/21; Chris Fontenette vs NSU, 10/17/92

**Cowboy Stadium:** 100 yards, Chris Fontenette vs NSU, 10/17/92

**FG** - 54 yards, Eric Roberts at N. Iowa, 9/7/91

**Cowboy Stadium:** 51 yards, Don Stump vs SE La. 1979

**Fumble Return** - 100 yards, Marcus LeBlanc vs Youngstown 1995

**Bkd Punt Return** - 64 yds, Damon Gladney vs Youngstown 1995

**Bkd FG Return** - 84 yards, Delphrine Lee vs SW Texas 1997

**TEAM RECORDS**

**Total Offense (Game)** - 644 vs Sam Houston, 2004

**Total Offense (Cowboy Stadium)** - 614 vs Ark-Monticello 1996

**Rushing (Game)** - 465 vs Arkansas State 1980

**Rushing (Cowboy Stadium)** - 421 vs Prairie View 1986

**Passing (Game)** - 406 vs. West Alabama, 9/14/13

**Passing (Cowboy Stadium)** - 406 vs. West Alabama, 9/14/13

**Points Scored (Season)** - 520 in 2013

**Points Scored (Game)** - 76 vs West Virginia Tech 2006

**Points Scored (Cowboy Stadium)** - 76 vs West Virginia Tech 2006

**Touchdowns Scored:** 11 vs West Virginia Tech 2006

**Total Defense (Game)** - minus 21 yards to West Virginia Tech 2006

**Total Defense (Cowboy Stadium)** - minus 21 yards to West Virginia Tech 2006

**Rushing Defense (Game)** - minus 82 yards to La Tech 1965

**Rushing Defense (Cowboy Stadium)** - minus 82 yards to La Tech 1965

**Passing Defense (Game)** - 0 several times

**Passing Defense (Cowboy Stadium)** - 10 yards to USL 1966

**QB Sacks (Game)** - 12 vs Southwest Texas 1998

**Biggest Margin of Victory** - 76 points vs West Virginia Tech 2006

**TEAM MISCELLANEOUS**

**Single Season**

**Total Offense Avg. Per Game** - 464.1 yards 2008

**Rushing Offense Avg. Per Game** - 295.3 yards 1980

**Passing Offense Avg. Per Game** - 304.2 yards in 2016

**Scoring Avg. Per Game** - 40.0 in 2013

**Games Scoring 50 or more pts.** - 5 in 2013

**Pass Interceptions** - 30, 1997

**KOR TD in Consecutive Games** - 2, 2019 (vs. NSU, 11/2; at Nicholls, 11/16)

**Single Game**

**Passes Intercepted** - 7 vs Northeast La., 1980; 7 vs Eastern Illinois 1993.

**Pass Interceptions Returned for TDs** - 4 vs. UIW, Oct. 21, 2017 (Ties NCAA All Division Record).

**KO Return TDs** - 2 at SFA, 11/9/13; vs Delaware 1995

**Total Points** - 109, McNeese 63, Sam Houston 42, 2009

**Total Yards** - 1299, McNeese (644) vs Sam Houston (655)

**Points in a quarter** - 35 at UCA (2nd, 10/5/13)

**Points in one half** - 49 vs Southern Virginia (2008)

**Passing Pct** - 1.000 (12 of 12 vs Southern Virginia (2009))

**LONGEST PLAYS**

**SCRIMMAGE RUSH (70 yards or longer)**

93 yards - Kelvin Bennett vs. Lamar, 11/17/12  
 91 yards - Dontae Spencer at Weber State, 9/15/12  
 90 yards - Saverio Benoit vs NW State 1951  
 90 yards - Henry Fields vs Idaho 1994  
 89 yards - Rogers Hampton vs SW Okla. 1956  
 89 yards - Freddie Bynum vs Ark-Monticello 1996  
 87 yards - Theron McClendon vs Lamar 1980  
 86 yards - Harry Price vs Indiana State 1977  
 84 yards - Robert Morris vs Sam Houston 1957  
 84 yards - Olen Clark vs Southern (Ark) St. 1957  
 83 yards - Chris Thomas vs Sam Houston Sate, 2004  
 83 yards - Kerry Joseph vs Idaho 1994  
 80 yards - Mason Pierce vs. Nicholls, 4/3/21  
 80 yards - Jessie Burton vs Southern Utah 1998  
 79 yards - Deonta McMahon vs. Lamar, 11/19/22  
 78 yards - Troy Jones vs Toledo 1988  
 76 yards - Daniel Sams vs. SFA, 9/19/15  
 76 yards - Kelvin Bennett at Nicholls, 11/3/12  
 76 yards - Javaris Murray at Weber State, 9/15/12  
 76 yards - Champlain Babin vs Sam Houston 2009  
 75 yards - Chris Fontenette vs SW Mo. 1992  
 74 yards - Ed Cormier vs La. College 1952  
 73 yards - Toddrick Pendland vs SE La., 2006  
 72 yards - Coleby Hamm at Eastern Illinois, 9/23/23  
 72 yards - T. McClendon vs Nicholls St. 1980  
 72 yards - Bob McGee vs Southern (Ark.) St. 1957  
 72 yards - Rogers Hampton vs La. College 1956  
 71 yards - Henry Fields vs Idaho 1992  
 70 yards - Henry Fields vs SE Oklahoma 1995  
 70 yards - Tony Citizen vs Prairie View 1986  
 70 yards - Toddrick Pendland vs Henderson St. 2009

**FORWARD PASS (70 yards or longer)**

99 yards - Lester Landry to Desmond Jones vs NE La. '51  
 92 yards - Stephen Starring to Mark Barousse vs SE La. '82  
 88 yards - Blake Prejean to Donnie Ashley vs SE Okla, 1997  
 85 yards - Cody Orgeron to Mason Pierce vs. Nicholls, 4/3/21  
 85 yards - James Tabary to Darius Crawley at UIW, 9/24/16  
 83 yards - Kerry Joseph to Terence Davis vs Idaho 1994  
 83 yards - Blake Prejean to Eric Chew vs SFA 1999  
 83 yards - Mark Fontenot to Quinten Lawrence vs Delta State  
 81 yards - Slade Nagle to Jermaine Martin vs Prairie View 2000  
 80 yards - James Tabary to Kylon Highshaw vs. Nicholls, 10/11/16  
 79 yards - Stephen Starring to Louis Landry vs UTA 1981  
 79 yards - Blake Prejean to Donnie Ashley vs Nicholls 1997  
 78 yards - Cody Stroud to Nic Jacobs at South Florida, 8/31/13  
 78 yards - Tim Leger to Chris Fontenot vs Troy State 1996  
 77 yards - Kamden Sixkiller to Jihad Marks at SLU, 11/4/23  
 77 yards - Blake Prejean to Damien Morris vs NW State 1997  
 76 yards - Wes Watts to Adam Henry vs NW State 1990  
 75 yards - Cody Orgeron to Trevor Begue at NSU, 3/20/21  
 74 yards - Lester Landry to Dickie Breaux vs Lamar 1980  
 74 yards - Mark Fontenot to Richard Conner vs Nicholls, 2009  
 73 yards - Daniel Sams to Kent Shelby vs. NSU, 10/24/15  
 73 yards - Wes Watts to Jeff Delhomme vs NW State 1990  
 73 yards - Blake Prejean to Keffian Smith vs JSU. 1998  
 73 yards - Blake Prejean to Keffian Smith vs Troy State 1998  
 71 yards - Cody Stroud to Ernest Celestie at SFA, 11/9/13  
 71 yards - Ryan Corcoran to B. J. Sams vs Alcorn State 2001  
 70 yards - Blake Prejean to Damien Morris vs Delaware 1997

**PUNT RETURNS (60 yards or longer)**

93 yards - Richard Ellender vs La Tech 1978  
 90 yards - Tony Ber vs NW State 1965  
 85 yards - Tommy Thompson vs Howard 1962  
 85 yards - Flip Johnson vs SW Texas 1985  
 84 yards - Zack Bronson vs Jacksonville 1994  
 84 yards - Richard Ellender vs UTA 1978  
 81 yards - B. J. Sams vs Youngstown St. 2002  
 80 yards - Gary Mays vs NE La. 1968  
 79 yards - Richard Guillory vs USL 1964  
 78 yards - Billy Blakeman vs La Tech 1971

75 yards - Jesse Castete vs Lamar 1954  
 73 yards - Cyron Sutton vs. Abilene Christian, 10/6/18  
 70 yards - Jesse Castete vs Lamar 1952  
 70 yards - Quinten Lawrence vs North Carolina 2008  
 68 yards - Darius Carey vs. Sioux Falls, 9/17/11  
 68 yards - Steven Whitehead vs West Virginia Tech 2006  
 66 yards - William Davis vs Southwest Texas 1998  
 66 yards - Tarius Davis vs Nicholls State 1999  
 64 yards - Troy Jones vs Samford 1989  
 60 yards - Richard Ellender vs USL 1978

**KICKOFF RETURNS (80 yards or longer)**

100 yards - Mason Pierce at Southern, 9/18/21  
 100 yards - Chris Fontenette vs NSU, 10/17/92  
 97 yards - Khalil Thomas at UIW, 9/24/16  
 96 yards - D'Andre Hicks vs. NSU, 11/2/19  
 96 yards - William Davis vs Delaware 1995  
 95 yards - Mason Pierce at Nicholls, 11/16/19  
 94 yards - Khalil Thomas at Nicholls, 10/26/13  
 94 yards - Toddrick Pendland vs SFA 2007  
 93 yards - Dontae Spencer at SFA, 11/9/13  
 93 yards - Ron Alexander vs Sam Houston 1990  
 92 yards - Donnie Ashley vs Delaware 1995  
 92 yards - William Davis vs Ark-Monticello 1998  
 91 yards - Cam Thomas vs. Tarleton State, 9/2/23  
 91 yards - Larry Whatley vs NW State 1967  
 88 yards - Charlie Dollar vs La. College 1955  
 87 yards - Bernardo Henry vs Texas State 2010  
 85 yards - Dontae Spencer at SFA, 11/9/13  
 85 yards - Carol LeBlanc vs Tampa 1963  
 82 yards - Theron McClendon vs Ball State 1981

**PASS INTERCEPTION RETURN (50 yards or longer)**

98 yards - Aaron Sam at Nebraska, 9/6/14  
 98 yards - Ryan Bronson at UCA, 10/5/13  
 96 yards - David Easterling vs NW State 1990  
 92 yards - Lamar Thomas vs Weber State 1992  
 90 yards - Lloyd Guillot vs La Tech 1980  
 88 yards - Hadley Prince vs Alcorn State 2001  
 85 yards - Carlton Briscoe vs Lamar 1980  
 85 yards - Robert Davenport vs NE La. 1980  
 85 yards - Chad Reeves vs Northern Iowa 1994  
 76 yards - Guy Morgan at South Florida, 8/31/13  
 74 yards - Malcolm Bronson vs Texas State 2010  
 71 yards - Tom Murphy vs NE La. 1977  
 70 yards - Jermaine Antoine at NW State, 10/22/16  
 70 yards - Darrell Jenkins vs Delta State 2008  
 69 yards - Wallace Scott vs. Weber State, 9/21/13  
 69 yards - Jerod Jones vs Western Illinois 1997  
 66 yards - Brant Linde vs E. Washington 2007  
 65 yards - Jermaine Antoine vs. Lamar, 11/19/16  
 64 yards - Rod Gulley vs SFA, 2002  
 57 yards - Dickie Breaux vs SF Austin 1952  
 57 yards - Doug Fruge vs West Texas 1978  
 56 yards - Zack Bronson vs Central Florida 1995  
 54 yards - Donnie Pitts vs West VA Tech 2001  
 51 yards - Colby Burton vs. UIW, 10/21/17  
 50 yards - Jamelle Jeneau vs S. Virginia 2009

**FUMBLE RETURNS (50 yards or longer)**

100 yards - Marcus LeBlanc vs Youngstown 1995  
 97 yards - Wallace Scott at SFA, 9/19/15  
 87 yards - Allen Nelson vs UL-Lafayette 2007  
 85 yards - Trent Jackson vs. NW State, 11/11/17  
 83 yards - Patrick Hunter vs Northern Iowa 1994  
 74 yards - Joe Judge vs Sam Houston 1998  
 72 yards - Stephen Barrett vs Nicholls State, 2003  
 65 yards - Anthony Porter vs SW Missouri 1997  
 65 yards - John Vigers vs Stephen F. Austin, 2004  
 58 yards - Jimmy Abram vs Sam Houston 2000  
 55 yards - Brad Archie vs Texas A&M 2001



COWBOY RECORD BOOK (INDIVIDUAL/SEASON LEADERS)

FIELD GOALS

54 yards - Eric Roberts vs N. Iowa 1991
53 yards - Lance Wiley vs N. Mexico St. 1987
52 yards - Gunnar Rayborn at Lamar, 11/18/17
52 yards - Wayne LaGrappe vs La Tech 1968
52 yards - Josh Lewis vs SE Louisiana 2010
51 yards - Don Stump vs SE La. 1979
51 yards - Blake Bercegeay vs Southern Miss. 2005
50 yards - Garrison Smith
50 yards - Lance Wiley vs N. Iowa 1987
50 yards - Carlos Medrano vs SE La. 1972
49 yards - Tony Whittington vs NE La. 1982
49 yards - Don Stump vs NE La. 1979
49 yards - Eric Roberts vs N. Texas 1991
48 yards - Blake Bercegeay vs SE La. 2006
48 yards - Tony Whittington vs West Texas 1981
48 yards - James Moss vs SE La. 1955
48 yards - John Marino vs Youngstown State, 2004
48 yards - John Marino vs Fla. International 2004
47 yards - Gunnar Raborn vs Abilene Christian, 10/29/16
47 yards - Josh Lewis vs Southeastern Louisiana, 9/24/11
47 yards - John Marino vs Sam Houston St. 2002
47 yards - Lance Wiley vs Nicholls St. 1986
47 yards - Tony Whittington vs UTA 1983
47 yards - Don Stump vs S. Illinois 1981
47 yards - Don Stump vs La Tech 1981
47 yards - Don Stump vs Tulsa 1979
47 yards - Jan Peebles vs NE La. 1977
47 yards - Conley Hathorn vs Lamar 1976
47 yards - Wayne LaGrappe vs Tenn-Martin 1968
47 yards - Jose Larios vs North Texas 1993
47 yards - John Marino vs Northwestern St. 2003
46 yards - Blake Bercegeay vs NW State 2006
46 yards - Jose Larios vs Illinois State 1994
46 yards - Tony Whittington vs Nicholls St., 1984
46 yards - Don Stump vs La Tech 1980
46 yards - Conley Hathorn vs N. Illinois 1974
46 yards - Jose Larios vs NW State 1992
46 yards - Shonz LaFrenz vs Youngstown St 1997
46 yards - Shonz LaFrenz vs N. Iowa 1999
46 yards - Josh Lewis vs SFA 2010

BLOCKED PUNT RETURNS

64 yards - Damon Gladney vs Youngstown 1995
41 yards - Vincent Landrum vs Southwest Texas 1994
32 yards - Joe Judge vs Maine 1999

BLOCKED FIELD GOAL RETURNS

84 yards - Delphine Lee vs SW Texas 1997
63 yards - Rod Gulley vs Grambling 2002

Year-by-Year Leaders by Years

Year	Player	RUSHING				
		ATT	YG	YL	NET	TD
2024	Joshon Barbie	149	845	14	831	8
2023	D'Angelo Durham	107	537	28	509	5
2022	Deonta McMahon	191	1433	25	1408	12
2021	Deonta McMahon	109	572	15	557	8
2020	Cody Orgeron	90	387	130	257	3
2019	Justin Pratt	149	732	28	704	4
2018	David Hamm	99	503	15	488	4
2017	David Hamm	152	831	26	805	6
2016	Ryan Ross	135	642	41	601	5
2015	Daniel Sams	192	1130	196	934	11
2014	Daniel Sams	104	765	54	711	2
2013	Marcus Wiltz	213	1316	29	1287	11
2012	Marcus Wiltz	130	671	20	651	6
2011	Andre Anderson	153	689	71	618	8
2010	Andre Anderson	172	906	51	855	5
2009	T. Pendland	178	1094	35	1059	17
2008	T. Pendland	219	1471	40	1431	12
2007	Kris Bush	127	676	25	651	11
2006	Jamie Leonard	102	626	21	605	5
2005	Kris Bush	114	487	32	455	1
2004	Chris Thomas	211	995	43	952	8
2003	Vick King	210	1284	44	1240	11
2002	Vick King	216	1140	37	1103	9
2001	Vick King	136	813	26	787	6
2000	Aaron Pierce	207	880	50	830	5
1999	Jessie Burton	180	771	50	721	4
1998	Jessie Burton	220	1229	77	1172	18
1997	William Davis	284	1422	112	1310	9
1996	Derrick Beavers	133	680	50	630	3
1995	Henry Fields	254	1244	38	1206	9
1994	Henry Fields	203	1149	49	1100	6

1993	Henry Fields	171	881	27	854	7
1992	Henry Fields	211	1248	50	1198	8
1991	Eric Foster	174	701	43	658	9
1990	Eric Foster	136	568	32	536	2
1989	Tony Citizen	225	1223	60	1159	14
1988	Brian McZeal	176	833	29	801	4
1987	Tony Citizen	190	743	60	683	6
1986	Tony Citizen	197	1149	61	1088	8
1985	Brian McZeal	215	860	51	809	4
1984	Simon Jordan	213	1055	35	1020	4
1983	Buford Jordan	211	1026	19	1007	7
1982	Buford Jordan	225	1140	24	1116	10
1981	Buford Jordan	205	1300	33	1267	18
1980	T. McClendon	257	1299	27	1272	9
1979	Artie Shankle	218	1000	62	938	8
1978	Artie Shankle	140	779	52	727	9
1977	Artie Shankle	99	514	35	479	3
1976	Bobby Wilson	213	882	7	875	9
1975	Mike McArthur	187	825	38	787	10
1974	Bobby Wilson	163	863	3	860	4
1973	M. Higginbotham	74	406	2	404	4
1972	Enos Hicks	154	940	34	906	3
1971	Larry Grissom	140	639	1	638	13
1970	Larry Grissom	106	514	4	510	5
1969	Larry Grissom	185	1170	21	1149	12
1968	Carol Breaux	130	496	8	488	4
1967	W. Keigley	80	391	37	354	0
1966	Carol Breaux	149	660	9	651	3
1965	Merlin Walet	182	924	10	914	9
1964	C. Anastasio	121	609	16	593	4
1963	C. Anastasio	103	601	7	594	2
1962	T. Thompson	69	372	19	353	0
1961	Don Bossier	116	502	3	499	3
1960	Jim Langley	94	321	6	315	6
1959	Olen Clark	98	516	9	507	1
1958	Bobby McGee	74	350	2	348	6
1957	R. Hampton	92	461	11	450	0
1956	R. Hampton	111	626	30	596	0
1955	Jesse Castete	113	568	21	547	9
1954	Jesse Castete	108	729	45	684	7
1953	Ed Cormier	104	511	30	481	0
1952	Jules Derouen	169	-	-	1313	17

PASSING

Year	Player	Att.	Cmp.	Int.	Yds	Td	Pct.
2024	Clifton McDowell	113	63	3	1054	6	.558
2023	Nate Glantz	82	44	5	861	3	.493
2022	Knox Kadum	163	82	10	978	6	.503
2021	Cody Orgeron	304	178	3	2088	14	.586
2020	Cody Orgeron	194	119	3	1560	10	.613
2019	Cody Orgeron	248	202	9	2628	24	.581
2018	James Tabary	348	139	7	1576	12	.561
2017	James Tabary	353	199	8	2511	21	.564
2016	James Tabary	415	249	7	3036	23	.600
2015	Daniel Sams	278	137	9	1666	13	.493
2014	Tyler Bolling	146	79	3	990	6	.541
2013	Cody Stroud	370	211	7	2935	28	.570
2012	Cody Stroud	278	170	5	2102	19	.612
2011	Cody Stroud	301	183	10	2009	9	.608
2010	Jacob Bower	199	113	9	1476	8	.568
2009	Derrick Fourroux	322	206	7	2477	20	.640
2008	Derrick Fourroux	277	169	5	2205	18	.610
2007	Derrick Fourroux	218	125	5	2054	16	.573
2006	Derrick Fourroux	217	118	7	1490	10	.544
2005	Chris Jones	134	65	9	1016	6	.485
2004	Scott Pendarvis	213	121	14	1322	6	.568
2003	Scott Pendarvis	244	142	6	2186	18	.582
2002	Scott Pendarvis	289	163	6	2050	11	.564
2001	Slade Nagle	188	113	14	1279	12	.571
2000	Slade Nagle	317	180	18	2222	16	.568
1999	Blake Prejean	171	94	11	1168	8	.550
1998	Blake Prejean	320	171	9	2293	12	.534
1997	Blake Prejean	373	218	17	3068	15	.584
1996	Tim Leger	288	143	18	2361	15	.497
1995	Kerry Joseph	318	168	15	2485	27	.528
1994	Kerry Joseph	315	153	12	2047	12	.486
1993	Kerry Joseph	282	138	12	1981	20	.489
1992	Kerry Joseph	199	106	8	1361	8	.533
1991	Eric Acheson	221	94	12	1096	3	.425
1990	Wes Watts	253	115	15	1532	4	.454
1989	Scott Dieterich	180	79	7	1087	8	.438
1988	Scott Dieterich	132	42	9	643	4	.318
1987	Scott Dieterich	250	98	13	1114	5	.392
1986	Scott Dieterich	279	141	11	2031	9	.505
1985	S. Brooks	193	80	11	1091	6	.415
1984	Don Richards	217	112	9	1449	2	.516

1983	Don Richard	138	54	9	664	2	.391
1982	S. Starring	144	59	11	820	2	.409
1981	S. Starring	150	70	6	1247	4	.467
1980	S. Starring	129	52	12	1006	8	.403
1979	Chad Millet	123	47	11	769	4	.387
1978	W. Lejeune	57	31	4	549	2	.544
1977	Jim Morvant	106	42	4	480	3	.396
1976	T. McFarland	100	41	6	541	3	.410
1975	J. Thibodeaux	152	72	10	1071	5	.473
1974	J. Thibodeaux	171	71	11	1221	7	.415
1973	J. Thibodeaux	130	64	9	1124	12	.492
1972	Greg Davis	138	64	11	863	6	.464
1971	Allan Dennis	101	47	3	747	6	.465
1970	Greg Davis	146	71	10	1047	7	.486
1969	Greg Davis	56	23	4	321	5	.410
1968	Ricky Miller	108	43	11	610	2	.398
1967	D. Bourgeois	110	47	9	676	6	.427
1966	D. Bourgeois	147	59	14	857	6	.401
1965	R. Guillory	49	21	8	237	2	.356
1964	R. Guillory	47	20	2	278	1	.426
1963	T. Thompson	63	33	3	402	5	.524
1962	R. Guillory	42	15	2	208	1	.357
1961	Don Breaux	103	55	4	713	9	.534
1960	Don Breaux	119	65	5	869	6	.546
1959	Don Breaux	47	24	7	453	1	.511
1958	Don Breaux	35	15	5	244	1	.429
1957	Robert Morris	43	20	2	278	3	.465
1956	Max Jones	42	27	2	466	5	.643
1955	Don Ladner	33	13	8	154	2	.394
1954	Don Fontenot	46	19	3	270	2	.413
1953	Max Jones	64	22	2	313	1	.344
1952	Lester Landry	92	27	5	514	6	.293

TOTAL OFFENSE

Year	Player	Plays	Rush	Pass	Total	G.Avg
2024	Clifton McDowell	184	370	1054	1424	237.3
2023	Nate Glantz	197	62	861	923	153.8
2022	Deonta McMahon	192	1408	33	1441	131.0
2021	Cody Orgeron	451	340	2088	2428	220.7
2020	Cody Orgeron	284	257	1560	1817	259.6
2019	Cody Orgeron	506	482	2628	3110	259.2
2018	James Tabary	284	-114	1576	1462	132.9
2017	James Tabary	403	-37	2511	2474	224.9
2016	James Tabary	449	-63	3036	2973	270.3
2015	Daniel Sams	470	934	1666	2600	236.4
2014	Daniel Sams	201	711	624	1335	133.5
2013	Cody Stroud	409	-83	2935	2852	219.4
2012	Cody Stroud	315	-47	2102	2055	186.8
2011	Cody Stroud	356	-119	2009	1890	171.8
2010	Jacob Bower	236	57			



2 FCS National Title Appearances (1997 & 2002) • 16 FCS Playoff Appearances • 14 SLC Championships

COWBOY RECORD BOOK (SEASON LEADERS)

1972	Enos Hicks	154	906	0	906	82.4
1971	Allan Dennis	162	170	747	917	83.4
1970	Greg Davis	240	18	1029	1011	92.0
1969	Larry Grissom	185	1149	0	1149	91.9
1968	Ricky Miller	234	322	610	932	93.2
1967	David Bourgeois	216	267	673	943	94.3
1966	David Bourgeois	232	107	857	964	96.4
1965	Merlin Walet	182	914	0	914	101.6
1964	Charles Anastasio	121	593	0	593	65.9
1963	Tommy Thompson	124	263	402	665	83.1
1962	Tommy Thompson	102	353	187	540	60.0
1961	Don Breaux	136	11	713	724	80.4
1960	Don Breaux	174	59	869	928	92.8
1959	Don Breaux	116	325	453	778	86.4
1958	Don Breaux	76	124	244	368	36.8
1957	Robert Morris	131	408	278	686	68.6
1956	Rogers Hampton	115	596	34	630	62.0
1955	Jesse Castete	113	547	0	547	60.8
1954	Jesse Castete	109	684	0	684	68.4
1953	Ed Cormier	104	481	0	481	48.1
1952	Jules Derouen	169	1313	0	1313	131.3

1957	Harry Case	6	82	0	
1956	Dennis Clark	18	262	2	
1955	W. Herman	8	102	1	
1954	Jesse Castete	8	135	0	

KICKOFF RETURNS

Year	Player	No.	Yds.	Td	Avg.
2024	Jamaal Levi	14	266	0	19.0
2023	Cory O'Bryant	7	165	0	23.6
2022	Deontia McMahon	13	272	0	20.9
2021	Mason Pierce	22	548	1	24.9
2020	Mason Pierce	13	272	0	20.9
2019	D'Andre Hicks	9	265	1	29.4
2018	Benjamin Jones	11	386	1	35.1
2017	Tavarious Battiste	8	191	0	23.9
2016	Khalil Thomas	19	528	1	27.8
2015	Jamari Payne	17	462	0	27.2
2014	Khalil Thomas	20	429	0	21.5
2013	Diontae Spencer	29	853	2	29.4
2012	Diontae Spencer	12	264	0	22.0
2011	Champlain Babin	23	530	0	23.0
2010	Bernardo Henry	14	358	1	25.6
2009	Champlain Babin	26	494	0	19.0
2008	Bernardo Henry	15	434	0	28.9
2007	Eirick Jones	15	375	0	25.0
2006	Steven Whitehead	19	455	0	23.9
2005	Steven Whitehead	15	342	0	22.8
2004	Carlese Franklin	29	664	0	22.8
2003	B. J. Sams	22	248	0	11.2
2002	B. J. Sams	14	353	0	25.2
2001	B. J. Sams	15	378	0	25.2
2000	Jermaine Martin	18	342	0	19.0
1999	Jermaine Martin	18	454	0	25.2
1998	William Davis	10	291	1	29.1
1997	Donnie Ashley	13	273	0	21.0
1996	Donnie Ashley	16	395	0	24.6
1995	Donnie Ashley	9	254	1	28.2
1994	Damien Morris	11	257	0	23.6
1993	Chris Fontenette	19	308	0	16.2
1992	Chris Fontenette	12	309	1	25.7
1991	Ronald Alexander	16	304	0	19.0
1990	Jeff Delhomme	16	357	0	22.3
1989	Troy Jones	23	533	0	23.1
1988	Troy Jones	23	501	0	21.7
1987	Brian McZeal	15	373	0	24.8
1986	Flip Johnson	30	664	0	22.1
1985	Flip Johnson	14	238	0	17.0
1984	Flip Johnson	17	356	0	20.9
1983	Simon Jordan	13	238	0	18.3
1982	Flip Johnson	28	547	0	19.5
1981	Theron McClendon	16	361	1	22.5
1977	Artie Shankle	22	483	0	21.9
1976	Mike McArthur	23	471	0	20.4
1975	Mike McArthur	24	542	0	22.5
1974	Mike McArthur	19	430	0	22.6
1973	Pat Victor	21	385	0	18.3
1972	Enos Hicks	20	431	0	21.5
1971	Spencer Thomas	11	262	0	23.8
1970	Spencer Thomas	19	330	0	17.3
1969	George Colburn	13	266	0	20.4
1968	Larry Whatley	14	242	0	17.2
1967	Larry Whatley	15	367	1	24.4
1966	Tony Ber	17	319	0	18.7
1965	Craig Henry	14	323	0	23.0
1964	Doug Harson	9	165	0	18.3
1963	Lloyd Guillot	7	162	0	23.1
1962	Lloyd Guillot	8	179	0	22.3
1961	Lloyd Guillot	7	165	0	23.5
1960	Lloyd Guillot	9	173	0	19.2
1959	Olen Clark	12	215	0	17.9
1958	Dick Harris	10	184	0	18.4
1957	-	-	-	-	-
1956	Rogers Hampton	6	183	0	30.5

PUNT RETURNS

Year	Player	No.	Yds	Td	AVG
2024	Matthew McCallister	11	42	0	2.8
2023	Jonathan Harris	9	42	0	4.7
2022	Mason Pierce	8	18	0	2.3
2021	Mason Pierce	12	134	0	11.2
2020	Mason Pierce	7	6	0	0.9
2019	Cyron Sutton	18	139	0	7.7
2018	Parker Orgeron	7	108	1	15.4
2017	Parker Orgeron	7	36	0	5.1
2016	Kent Shelby	14	123	0	8.8
2015	David Bush	16	188	0	11.8
2014	Ernest Celestine	12	51	0	4.2
2013	Diontae Spencer	20	152	1	7.6
2012	Darius Carey	18	219	0	12.2
2011	Darius Carey	14	237	1	16.9
2010	Diontae Spencer	7	60	0	8.6
2009	Champlain Babin	15	164	0	10.9

2008	Steven Whitehead	20	147	0	7.3
2007	Carlese Franklin	22	213	0	9.6
2006	Steven Whitehead	21	353	1	16.8
2005	Steven Whitehead	19	255	0	13.4
2004	Carlese Franklin	21	130	0	6.2
2003	B. J. Sams	27	267	1	9.8
2002	B. J. Sams	41	471	2	11.4
2001	B. J. Sams	16	184	0	11.5
2000	Marcus Turner	28	152	0	5.4
1999	Aaron Pierce	21	273	0	13.0
1998	William Davis	35	361	1	10.3
1997	Donnie Ashley	44	528	3	12.0
1996	Zack Bronson	4	44	0	11.0
1995	Zack Bronson	34	311	0	9.1
1994	Zack Bronson	22	275	1	12.5
1993	Erwin Brown	38	414	0	10.8
1992	Ronald Alexander	30	254	0	8.4
1991	Ronald Alexander	35	236	0	6.7
1990	Jeff Delhomme	24	208	0	8.6
1989	Troy Jones	37	384	3	10.4
1988	Troy Jones	30	260	0	8.7
1987	Arthur Alexander	16	133	0	8.3
1986	Flip Johnson	14	50	0	3.6
1985	Flip Johnson	19	191	0	10.0
1984	Flip Johnson	21	152	0	7.2
1983	Derrick Batiste	20	190	1	9.5
1982	Flip Johnson	17	100	0	5.8
1981	Derrick Batiste	19	148	0	7.7
1980	Derrick Batiste	15	96	0	6.4
1979	Theron McClendon	13	98	0	7.5
1978	Richard Ellender	22	398	3	18.1
1977	Richard Ellender	13	45	0	3.4
1976	Richard Ellender	17	131	1	7.7
1975	Ralph Phillips	12	57	0	4.7
1974	Douglas Dutt	11	134	0	11.9
1973	Pat Victor	28	175	0	6.2
1972	Billy Blakeman	14	19	0	1.4
1971	Billy Blakeman	21	171	1	8.4
1970	Spencer Thomas	12	86	0	7.6
1969	Jeep Colburn	9	98	0	10.9
1968	Gary Mays	8	110	1	13.7
1967	Ricky Miller	7	79	0	11.3
1966	Tony Ber	17	195	2	11.4
1965	Tony Ber	10	207	1	20.7
1964	Richard Guillory	7	145	0	20.7
1963	Lloyd Guillot	12	150	0	12.5
1962	Lloyd Guillot	12	150	0	12.5
1961	Lloyd Guillot	11	133	0	12.0
1960	Lloyd Guillot	6	66	0	11.0
1959	Olen Clark	7	73	0	10.4
1958	Dick Harris	7	73	0	10.4
1957	-	-	-	-	-
1956	Rogers Hampton	8	238	1	29.7
1955	Charlie Dollar	12	169	0	14.1

PUNTING

Year	Player	No.	Yds	Avg.
2024	Finn Lappin	61	2811	46.1
2023	Callum Eddings	51	2076	40.7
2022	Callum Eddings	47	1813	38.6
2021	Callum Eddings	59	2139	36.3
2020	Bailey Raborn	39	1492	38.3
2019	Bailey Raborn	79	3286	41.6
2018	Alex Kjellsten	78	3417	43.8
2017	Alex Kjellsten	67	2686	40.1
2016	Michael Mack	59	2237	37.9
2015	Jean Breaux	58	2491	42.9
2014	Jean Breaux	54	2197	40.7
2013	Jean Breaux	59	2331	39.5
2012	Jean Breaux	48	1981	41.3
2011	Ben Bourgeois	53	1905	35.9
2010	Ben Bourgeois	55	2033	37.0
2009	Beau Lasseigne	37	1375	37.2
2008	Blake Bercegeay	41	1572	38.3
2007	Blake Bercegeay	45	1796	39.9
2006	Blake Bercegeay	51	2009	39.4
2005	Jason Cook	30	1173	39.1
2004	Jason Cook	30	1298	43.3
2003	Jason Cook	50	1912	38.2
2002	Jason Cook	83	3060	36.9
2001	David Latta	67	2621	39.1
2000	David Latta	56	2242	40.0
1999	David Latta	57	2353	41.3
1998	David Latta	60	2534	42.2
1997	Brian Stewart	62	2427	39.1
1996	Brian Stewart	47	1850	39.4
1995	Brian Stewart	65	2453	37.7
1994	Brian Stewart	69	2666	38.6
1993	Pat Neck	63	2638	41.9
1992	Pat Neck	85	3393	39.9
1991	Pat Neck	91	3727	40.9
1989	Jim Poirier	73	2914	40.0



COWBOY RECORD BOOK (SEASON LEADERS)

1988	Jim Poirier	69	2670	38.6
1988	Jim Poirier	64	2551	39.8
1987	Jim Poirier	78	3090	39.4
1986	Mike Holleman	53	2011	37.9
1985	Benny May	81	2954	36.5
1984	Benny May	62	2422	39.7
1983	Benny May	68	2713	39.9
1982	Troy Morris	64	2433	38.0
1981	Don Stump	41	1794	43.8
1980	Don Stump	64	2630	41.1
1979	Don Stump	71	2989	42.1
1978	Don Stump	59	2338	39.6
1977	Terry McFarland	55	2144	39.0
1976	Terry McFarland	59	2163	36.7
1975	Terry McFarland	31	1236	32.9
1974	James Meche	50	1842	36.8
1973	James Meche	58	2178	37.6
1972	James Meche	14	530	37.8
1971	Ronnie Klumpp	49	1955	39.9
1970	Ronnie Klumpp	57	2145	37.6
1969	Terry Guillory	46	1733	37.7
1968	Gene Beachly	71	2788	39.3
1967	Gene Beachly	37	1503	40.6
1966	Coco Rossitto	60	2367	39.4
1965	Gene Beachly	25	1017	40.7
1964	Gene Beachly	40	1507	37.7
1963	Tommy Thompson	16	572	35.8
1962	Tommy Thompson	31	1135	36.6
1961	Larry Guidry	45	1674	37.2
1960	Charles Stevenson	49	1720	35.1
1959	Olen Clark	38	1281	33.7
1958	Olen Clark	18	703	39.0
1957	Rogers Hampton	12	469	39.1
1956	Rogers Hampton	27	808	29.9
1955	Mac Bryan	10	337	33.7
1954	Max Jones	14	502	35.9
1953	Jesse Castete	15	563	37.5

1972	B. Boudreaux	9	0/0	54
1971	Larry Grissom	14	0/0	84
1970	Larry Grissom	5	0/0	30
1969	Larry Grissom	12	0/0	72
1968	W. LaGrappe	-	18/6	36
1967	Several	2	0/0	12
1966	R. C. Slocum	4	1/0	26
1965	Merlin Walet	9	0/0	54
1964	R. Guillory	3	6/1	27
1963	D. Lester	11	2/0	68
1962	D. Lester	7	0/0	42
1961	Don Bossier	6	0/0	36
1960	Don Breaux	4	0/0	24
1959	Harold Thomas	7	0/0	42
1958	S. Stribling	3	2/0	20
1957	R. Hampton	7	3/0	45
1956	R. Hampton	9	4/0	58
1955	Jesse Castete	7	1/0	43
1954	Mac Bryan	5	0/0	30
	Jesse Castete	5	0/0	30
1953	Dickie Breaux	5	0/0	30
1952	J. Derouen	17	0/0	102

1973	Billy Blakeman	4	85	0
1972	Billy Blakeman	4	62	0
1971	Billy Blakeman	7	76	0
1970	Billy Blakeman	10	107	0
1969	several	2		
1968	Jim Fleming	6	74	0
1967	Michael Phillips	3	17	0
1966	Al Hebert	3	25	0
1965	several	3		
1964	Tony Ber	2	17	0
1963	T. Thompson	2	8	0
1962	Lloyd Guillot	3	18	0
	Richard Guillory	3	16	0
1961	Chas. Stevenson	4	25	0
1960	Chas. Stevenson	7	128	0
1959	several	3		

PASS INTERCEPTIONS

Year	Player	No.	Yds	Td
2024	Boogsie Silvera	2	-1	0
	Thomas Miles	2	18	0
2023	Sedric Applewhite	1	0	0
	Johnquai Lewis	1	0	0
	Masey Lewis	1	0	0
	Joe Ward	1	0	0
	Levi Wyatt	1	0	0
2022	Tyler Barnes	3	-1	0
2021	Jarrius Wallace	3	47	0
2020	Andre Sam	3	51	0
2019	Darion Dunn	5	12	0
2018	Jovon Burriss	2	6	0
	Darion Dunn	2	18	0
	Colby Burton	2	0	0
2017	Colby Burton	2	74	1
	Calum Foster	2	42	1
	Dominique Hill	2	38	1
	Andre Fuller	2	27	0
	Jermaine Antoine	2	0	0
2016	Jermaine Antoine	3	168	2
2015	Jermaine Antoine	2	42	0
2014	Brent Spikes	4	156	1
2013	Guy Morgan	4	143	1
2012	Guy Morgan	3	5	0
	Ryan Bronson	3	1	0
	Darrell Jenkins	4	53	0
2011	Malcolm Bronson	5	94	1
2009	Seth Thomas	3	39	0
2008	Jeremy Haynes	3	83	1
2007	Marcus Brown	4	52	0
2006	Jamelle Juneau	4	96	0
2005	Lawrence Darby	3	40	0
2004	Chris White	4	43	1
2003	Keith Smith	4	8	0
2002	Rod Gulley	9	160	2
2001	Arthur Goodly	5	21	0
2000	Bruce Bolden	3	36	0
	Jerod Jones	3	2	0
1999	Tarius Davis	4	59	0
1998	Tarius Davis	3	42	0
1997	Delphine Lee	5	58	0
	Anthony Porter	5	19	0
1996	Charles Ayro	3	50	1
1995	Zack Bronson	5	109	0
1994	Zack Bronson	4	87	0
1993	Zack Bronson	9	261	1
1992	Lance Guidry	5	63	1
1991	Ron Alexander	5	53	0
1990	Kip Texada	4	72	0
1989	Mike Pierce	5	22	0
1988	Mike Pierce	4	3	0
1987	Ber. Davenport	4	38	1
1986	Tommy Fontenot	2	25	0
1985	Anthony Lewis	5	73	0
1984	Todd McArthur	6	22	0
1983	Mark Hamilton	5	24	0
	Todd McArthur	5	18	0
1982	Clay Rougeau	4	21	0
1981	Derrick Batiste	5	19	0
1980	Rob. Davenport	4	97	1
1979	Bryan Hicks	5	12	0
1978	Charles Jefferson	6	50	0
1977	Charles Jefferson	4	6	0
	Tom Murphy	4	106	1
1976	Charles Jefferson	7	45	0
1975	Preston Lanier	7	80	0
1974	Douglas Dutt	3	54	0

Year	Player	Position	Tackles
2024	Micah Davey	Linebacker	90
2023	Micah Davey	Linebacker	153
2022	Kordell Williams	Linebacker	108
2021	Kordell Williams	Linebacker	100
2020	Andre Sam	Safety	52
2019	Jovon Burriss	Safety	84
2018	BJ Blunt	Linebacker	102
2017	Ashari Goins	Linebacker	61
2016	Jammerio Gross-Whitaker	Defensive Line	59
2015	Brent Spikes	Safety	72
2014	Brent Spikes	Safety	83
2013	Aaron Sam	Safety	84
2012	Terence Cahee	Safety	101
2011	Malcolm Bronson	Safety	90
2010	Deron Minor	Linebacker	111
2009	Malcolm Bronson	Safety	89
2008	Allen Nelson	Linebacker	95
2007	Allen Nelson	Linebacker	102
2006	Allen Nelson	Linebacker	119
2005	Jamelle Juneau	Safety	63
2004	Ked Nicholas	Linebacker	79
2003	Rod Royal	Linebacker	116
2002	Rod Royal	Linebacker	160
2001	Arthur Goodly	Safety	110
2000	Hadley Prince	Safety	106
1999	Wayne Cordova	Linebacker	113
1998	Charles Ayro	Linebacker	137
1997	Charles Ayro	Linebacker	171
1996	Charles Ayro	Linebacker	113
1995	Chad Reeves	Linebacker	119
1994	V. Landrum	Linebacker	153
1993	Terry Irving	Linebacker	159
1992	Terry Irving	Linebacker	125
1991	Terry Irving	Linebacker	132
1990	Mike Pierce	Safety	109
1989	Darrin Andrus	Linebacker	79
1988	D. Babiniaux	Linebacker	133
1987	Randy Moss	Linebacker	81
1986	Randy Moss	Linebacker	100
1985	V. Robichaux	Linebacker	133
1984	V. Robichaux	Linebacker	104
1983	James Hughes	Linebacker	86
1982	James Hughes	Linebacker	109
1981	R. Guilbeaux	Linebacker	79
1980	Daryl Burckel	Linebacker	104
1979	Clay Carroll	Tackle	111
1978	Doug Fruge	Linebacker	156
1977	Bob Howell	Linebacker	156
1976	Doug Fruge	Linebacker	83
1975	Bob Howell	Linebacker	90
1974	Mike Ratcliff	Linebacker	78
1973	R. Battaglio	Linebacker	65
1972	L. Rawlinson	Linebacker	102
1971	L. Rawlinson	Linebacker	71
1970	R. Vidrine	Linebacker	104
1969	R. Vidrine	Safety	61
1968	Gary Maxey	Linebacker	63
1967	R. Vidrine	Linebacker	53
1966	Art O'Reilly	Linebacker	46
1965	Errol Eschete	Guard	50
1964	Errol Eschete	Guard	37
1963	Gerald Conner	Linebacker	35
1962	Walter Burden	Linebacker	45
1961	-	-	-
1960	Johnny Steed	End	49
1959	Olen Clark	Halfback	48
1958	W. Zimmerman	Linebacker	76
1956	Don Turney	Guard	64

Year	Player	TD	PAT/FG	TOT
2024	Tyler Larco	-	35/10	65
2023	Garrison Smith	-	23/8	47
2022	Deonta McMahon	14	-	84
2021	Deonta McMahon	7	-	42
2020	Jacob Abel	-	18/9	45
2019	Trevor Begue	10	-	60
2018	Gunnar Raborn	-	23/16	71
2017	Gunnar Raborn	-	12/27	63
2016	Gunnar Raborn	-	33/7	54
2015	Daniel Sams	11	-	66
2014	Alex Kjellsten	-	38/8	62
2013	Ryan Rome	-	60/12	96
2012	Josh Lewis	-	42/11	75
2011	Josh Lewis	-	32/11	65
2010	Josh Lewis	-	13/26	65
2009	Toddrick Pendland	19	2/2	118
2008	Toddrick Pendland	15	-	90
2007	Blake Bercegeay	-	54/56	78
2006	Blake Bercegeay	-	33/18	87
2005	Blake Bercegeay	-	16/16	64
2004	Chris Thomas	11	-	66
2003	John Marino	-	45/16	93
2002	John Marino	-	52/14	94
2001	Luke Lawton	9	1/1	56
2000	Charlie Hebert	-	29/12	65
1999	Shonz LaFrenz	-	25/13	64
1998	Jessie Burton	19	-	114
1997	Shonz LaFrenz	-	42/25	117
1996	Shonz LaFrenz	-	15/8	39
1995	Jose Larios	-	52/16	100
1994	Jose Larios	-	35/14	77
1993	Jose Larios	-	38/24	110
1992	Jose Larios	-	33/12	69
1991	Eric Roberts	-	17/17	68
1990	Eric Roberts	-	17/19	73
1989	Tony Citizen	15	2/0	92
1988	Lance Wiley	-	17/13	56
1987	Lance Wiley	-	16/11	49
1986	Lance Wiley	-	25/11	58
1985	Lance Wiley	-	20/6	38
1984	T. Whittington	-	26/13	65
1983	T. Whittington	-	19/17	70
1982	Buford Jordan	10	0/0	60
1981	Buford Jordan	18	1/0	110
1980	Don Stump	-	35/9	69
1979	Don Stump	-	24/15	69
1978	Don Stump	-	33/10	63
1977	Jan Peebles	-	14/5	29
1976	Bobby Wilson	10	0/0	60
1975	M. McArthur	10	2/0	64
1974	M. Higginbotham	10	0/0	60
1973	Conley Hathorn	-	25/7	46



COWBOY RECORD BOOK (GAME TOP MARKS)

Rec.	TIGHT ENDS (SINGLE SEASON HIGHS)		
	Yds	TD	Player, Year
44	529	4	Chris Fontenot, 1997
42	570	2	Lawayne Ross, 2017
35	563	2	Chris Fontenot, 1996
33	471	2	R. C. Slocum, 1965
32	453	4	Nic Jacobs, 2013
30	241	1	Corday Clark, 2010
29	305	4	Wes Mangan, 2009
29	445	5	James Moore, 1972
28	349	2	James Moore, 1970
25	298	3	Pat Matthews, 1998
24	291	2	Pat Matthews, 1999
23	378	2	Alan Heisser, 1976
22	183	-	Wes Mangan, 2008

CAREER TOTAL OFFENSE

Name, Years	Plays	Yards
1. Derrick Fourroux (2006-09)	1164	10,236
2. Kerry Joseph (1992-95)	1649	9,676
3. Cody Orgeron (2017-21)	1374	7,909
4. Cody Stroud (2010-13)	1215	7,388
5. James Tabary (2016-)	1136	6,909
6. Blake Prejean (1997-99)	1071	6,725
7. Scott Pendarvis (2001-04)	964	5,709
8. Stephen Starring (1979-82)	975	4,989
9. Scott Dieterich (1986-89)	1044	4,977
10. Slade Nagle (1999-01)	725	4,471
11. Henry Fields (1992-95)	839	4,358
12. Johnnie Thibodeaux ('72-75)	734	4,163
13. Buford Jordan (1980-83)	763	4,156
14. Daniel Sams (2014-15)	671	3,935
15. Tony Citizen (1986-89)	753	3,326
16. Tim Leger (1995-98)	527	3,241
17. Vick King (2001-03)	562	3,130
18. Greg Davis (1969-72)	620	3,035
19. Theron McClendon (1978-81)	593	2,920
20. Don Breaux (1958-61)	502	2,798

CAREER RUSHING YARDAGE

Name, Years	Carries	Yards
1. Henry Fields (1992-95)	839	4,358
2. Buford Jordan (1980-83)	763	4,156
3. Tony Citizen (1986-89)	713	3,284
4. Toddrick Pendland (2006-09)	481	3,137
5. Vick King (2001-03)	562	3,130
6. Theron McClendon ('78-81)	593	2,920
7. Larry Grissom (1968-71)	528	2,761
8. Jessie Burton (1998-00)	542	2,637
9. Marcus Wiltz (2010-13)	479	2,566
10. Bobby Wilson (1974-76)	513	2,457
11. Ryan Ross (2014-18)	446	2,263
12. Deonta McMahon (2020-22)	337	2,155
13. Justin Pratt (2016-19)	464	2,144
14. Artie Shankle (1976-79)	483	2,143
15. Brian McZeal (1985-88)	512	2,062
16. Derrick Fourroux (2006-09)	483	2,010
17. Jesse Castete (1952-55)	314	1,969
18. Stephen Starring (1979-82)	551	1,906
19. Chris Thomas (2003-06)	392	1,885
20. Kerry Joseph (1992-95)	535	1,802
21. Aaron Pierce (1999-01)	436	1,802
22. Daniel Sams (2014-15)	296	1,645
23. Jules Derouen (1951-53)	221	1,624
24. Barry Boudreaux (1970-73)	350	1,554
25. Eric Foster (1989-92)	363	1,545
26. David Hamm (2015-)	251	1,544
27. Carol Breaux (1966-69)	381	1,538
28. Enos Hicks (1970-72)	270	1,498
29. Mike McArthur (1975-78)	375	1,496
30. Simon Jordan (1982-84)	322	1,478

CAREER TOUCHDOWNS RUSHING

Name, Years	Tds
1. Buford Jordan (1980-83)	45
2. Toddrick Pendland (2006-09)	37
3. Larry Grissom (1968-71)	34
4. Tony Citizen (1986-80)	33

5. Henry Fields (1992-95)	30
6. Jessie Burton (1998-00)	28
Derrick Fourroux (2006-09)	28
8. Dylan Long (2012-16)	27
9. Vick King (2001-03)	26
10. Marcus Wiltz (2010-13)	24
Theron McClendon (1978-81)	24
12. Ryan Ross (2014-18)	22
Luke Lawton (2000-03)	22
14. Deonta McMahon (2020-22)	21
Artie Shankle (1976-79)	21

CAREER PASSING YARDAGE

Name, Years	Yards
1. Derrick Fourroux (2006-09)	8,226
2. Kerry Joseph (1992-95)	7,874
3. Cody Stroud (2010-13)	7,632
4. James Tabary (2016-18)	7,123
5. Cody Orgeron (2017-21)	6,682
6. Blake Prejean (1996-99)	6,677
7. Scott Pendarvis (2001-04)	5,995
8. Scott Dieterich (1986-89)	4,875
9. Slade Nagle (1999-01)	4,596
10. Johnnie Thibodeaux (1972-75)	3,416
11. Stephen Starring (1979-82)	3,083
12. Greg Davis (1969-72)	2,965
13. Tim Leger (1995-98)	2,954
14. Daniel Sams (2014-15)	2,290
15. Don Breaux (1958-61)	2,279

CAREER PASSES COMPLETED

Name, Years	Att	Cmp
1. Cody Stroud (2010-13)	1059	627
2. Derrick Fourroux (2006-09)	1034	618
3. James Tabary (2016-18)	1016	587
4. Kerry Joseph (1992-95)	1114	565
5. Cody Orgeron (2017-21)	936	549
6. Blake Prejean (1996-99)	895	497
7. Scott Pendarvis (2001-04)	810	462
8. Slade Nagle (1999-01)	653	378
9. Scott Dieterich (1986-89)	841	360
10. Johnnie Thibodeaux (1972-75)	455	207

CAREER TOUCHDOWN PASSES

Name, Years	Tds
1. Kerry Joseph (1992-95)	67
2. Derrick Fourroux (2006-09)	64
3. Cody Stroud (2010-13)	59
4. James Tabary (2016-18)	56
5. Cody Orgeron (2017-21)	50
6. Scott Pendarvis (2001-04)	39
Blake Prejean (1996-99)	35
Slade Nagle (1999-01)	35
9. Scott Dieterich (1986-89)	25
10. Johnnie Thibodeaux (1972-75)	24

CAREER PASS RECEPTIONS

Name, Years	Catches
1. Jermaine Martin (1999-02)	160
2. B. J. Sams (2000-03)	136
3. Steven Whitehead (2004-08)	136
4. Kent Shelby (2014-17)	128
5. Terence Davis (1992-95)	119
6. Cyron Sutton (2017-19)	114
7. Flip Johnson (1983-86)	113
8. Damien Morris (1994-97)	112
9. Carlese Franklin (2004-07)	110
10. William Davis (1995-98)	106
11. Trevor Begue (2017-20)	102
12. Dontae Spencer (2010-13)	101
13. Ernest Celestie (2011-14)	99
Chris Fontenot (1994-97)	99
Quinten Lawrence (2005-08)	99
14. Donnie Ashley (1995-97)	94
15. Adam Henry (1990-93)	89
Britt Brodhead (2000-03)	89
17. Josh Matthews (2020-22)	85
18. Andre Perkins (1995-98)	81

19. Mason Pierce (2019-22)	79
Immanuel Friddle (2006-09)	79
20. James Moore (1969-72)	76

CAREER PASS RECEIVING YARDAGE

Name, Years	Yards
1. Jermaine Martin (1999-02)	2,636
2. Terence Davis (1992-95)	2,039
3. B. J. Sams (2000-03)	2,038
4. Damien Morris (1994-97)	2,032
5. Kent Shelby (2014-17)	1,910
6. Quinten Lawrence (2005-08)	1,905
7. Carlese Franklin (2004-07)	1,751
8. Steven Whitehead (2004-08)	1,696
9. Adam Henry (1990-93)	1,690
10. Cyron Sutton (2017-19)	1,688
11. Flip Johnson (1983-86)	1,605
12. William Davis (1995-98)	1,543
13. Dontae Spencer (2010-13)	1,496
14. Trevor Begue (2017-20)	1,471
15. Jeff Delhomme (1987-90)	1,448
16. Chris Fontenot (1991-94)	1,349
17. Mark Barousse (1979-82)	1,333
18. William Davis (1995-98)	1,325
19. Ernest Celestie (2011-14)	1,320
20. Britt Brodhead (2000-03)	1,320
21. Immanuel Friddle (2006-03)	1,206
22. Keith Ortego (1981-84)	1,202
23. Gary Broussard (1973-76)	1,201
24. Josh Matthews (2020-22)	1,129
25. James Moore (1969-72)	1,124

CAREER TIGHT END PASS RECEIVING

Name, Years	PC-Yds
1. Chris Fontenot (1991-94)	99-1,349
2. James Moore (1969-72)	76-1,124
3. R. C. Slocum (1964-67)	74-945
4. Wes Mangan (2006-09)	67-664
5. Alan Heisser (1974-77)	59-800
6. Corday Clark (2007-10)	59-700
7. Pat Matthews (1996-99)	56-653
8. Lawayne Ross (2016-18)	53-662

CAREER TOUCHDOWN CATCHES

Name, Years	Tds
1. Terence Davis (1992-95)	21
2. Damien Morris (1994-97)	18
3. Adam Henry (1990-93)	16
B. J. Sams (2000-03)	16
5. Trevor Begue (2017-20)	15
Quinten Lawrence (2005-08)	15
6. Cyron Sutton (2017-19)	14
Kent Shelby (2014-17)	14
9. Darius Crawley (2016-17)	12
Britt Brodhead (2000-03)	12
Wes Mangan (2006-09)	12
12. Dontae Spencer (2010-13)	11
Jeff Delhomme (1987-90)	11
Jermaine Martin (1999-02)	11
15. Mason Pierce (2019-22)	10
James Moore (1969-72)	10
Carlese Franklin (2004-07)	10

CAREER PUNTS

Name, Years	No.
1. Jim Poirier (1987-90)	284
2. Brian Stewart (1994-97)	243
3. David Latta (1998-01)	240
4. Pat Neck (1990-93)	239
5. Don Stump (1978-81)	236
6. Jean Breaux (2012-15)	219
7. Jason Cook (2002-05)	193
8. Callum Eddings (2021-23)	187
9. Gene Beachly (1965-68)	173
10. Ronnie Klumpp (1970-72)	151
Terry McFarland (1974-77)	151



COWBOY RECORD BOOK (CAREER LEADERS)

CAREER YARDS PUNTED

Name, Years	Yards
1. Jim Poirier (1987-90)	11,225
2. Pat Neck (1990-93)	9,758
3. Don Stump (1978-81)	9,751
4. David Latta (1998-01)	9,750
5. Brian Stewart (1994-97)	9,396
6. Jean Breaux (2012-15)	9,000
7. Jason Cook (2002-05)	7,443
8. Callum Eddings (2021-23)	7,341
9. Gene Beachly (1965-68)	6,815
10. Alex Kjellsten (2014, 17-18)	6,103

CAREER PUNTING AVERAGE

Name, Years	Average
1. Alex Kjellsten (2014, 17-18)	42.09
2. Don Stump (1978-81)	41.5
3. Jean Breaux (2012-15)	41.10
4. Pat Neck (1990-93)	40.8
5. David Latta (1998-01)	40.6
6. Jim Poirier (1987-90)	39.5
7. Gene Beachly (1965-68)	39.4
8. Callum Eddings (2021-23)	39.3
9. Coco Rossitto (1966-67)	39.1
10. Brian Stewart (1994-97)	38.9
Blake Bercegeay (2005-08)	38.9

CAREER KICKOFF RETURNS

Name, Years	Number
1. Flip Johnson (1983-86)	89
2. Mike McArthur (1975-78)	79
3. Steven Whitehead (2004-08)	71
4. Khalil Thomas (2013-16)	67
5. Carlese Franklin (2004-07)	58
6. Jermaine Martin (1999-02)	54
7. Mason Pierce (2019-22)	53
8. B. J. Sams (2000-03)	52
9. Champlain Babin (2010-12)	49
10. Khalil Thomas (2014-16)	48
Troy Jones (1988-89)	48

CAREER KICKOFF RETURN YARDAGE

Name, Years	Yardage
1. Flip Johnson (1983-86)	1,805
2. Steven Whitehead (2004-08)	1,716
3. Mike McArthur (1975-78)	1,630
4. Khalil Thomas (2013-16)	1,614
5. B. J. Sams (2000-03)	1,306
6. Carlese Franklin (2004-07)	1,218
7. Mason Pierce (2019-22)	1,179
8. Khalil Thomas (2014-16)	1,177
9. Jermaine Martin (1999-02)	1,168
10. Dontae Spencer (2010-13)	1,117

CAREER KICK RETURN TDS

Name, Years	TDs
1. Mason Pierce (2019-22)	2
Dontae Spencer (2010-13)	2
William Davis (1995-98)	2
Khalil Thomas (2013-16)	2

CAREER ALL-PURPOSE YARDS

Name, Years	Yards
1. B. J. Sams (2000-03)	4,903
2. Buford Jordan (1980-83)	4,888
3. Steven Whitehead (2004-08)	4,855
4. Jermaine Martin (1999-02)	4,392
5. Flip Johnson (1983-86)	4,322
6. Theron McClendon (1978-81)	4,168
7. Toddrick Pendland (2006-09)	3,504
8. Dontae Spener (2010-13)	3,315

CAREER PUNT RETURNS

Name, Years	Number
1. B. J. Sams (2000-03)	84
2. Steven Whitehead (2004-08)	75
3. Flip Johnson (1983-86)	71
4. Troy Jones (1988-89)	67
5. Donnie Ashley (1995-97)	65
6. Ron Alexander (1989-92)	62
Zach Bronson (1993-96)	62
8. Derrick Batiste (1980-83)	54
9. Richard Ellender (1975-78)	52
10. Lloyd Guillot (1960-63)	46

CAREER PUNT RETURN YARDS

Name, Years	Yards
1. B. J. Sams (2000-03)	922
2. Steven Whitehead (2004-08)	849
3. Donnie Ashley (1995-97)	725
4. Troy Jones (1988-89)	650
5. Zach Bronson (1993-96)	641
6. Ron Alexander (1989-92)	547
7. Lloyd Guillot (1960-63)	525
8. Richard Ellender (1975-78)	524
9. Darius Carey (2011-12)	456

CAREER PUNT RETURN TDS

Name, Years	TDs
1. Richard Ellender (1975-78)	4
2. B. J. Sams (2000-03)	3
Donnie Ashley (1995-97)	3
Troy Jones (1988-89)	3
Tony Ber (1963-66)	3
6. Zach Bronson (1993-96)	2

CAREER SCORING

Name, Years	Points
1. Jose Larios (1992-95)	356
2. Shonz LaFrenz (1996-99)	324
3. Blake Bercegeay (2005-08)	295
4. Josh Lewis (2009-2012)	273
5. Buford Jordan (1980-83)	272
6. John Marino (2001-04)	266
7. Toddrick Pendland (2006-09)	254
8. Don Stump (1978-81)	237
9. Larry Grissom (1968-71)	209
10. Lance Wiley (1985-88)	201

CAREER TOUCHDOWNS SCORED

Name, Years	TDs
1. Toddrick Pendland (2006-09)	46
2. Buford Jordan (1980-83)	45
3. Larry Grissom (1968-71)	34
4. Tony Citizen (1986-80)	33
5. Jessie Burton (1998-01)	31
Luke Lawton (2000-03)	31
7. Henry Fields (1992-95)	30
8. Dylan Long (2012-16)	29
9. Derrick Fourroux (2006-09)	28
10. Marcus Wiltz (2010-13)	27
Vick King (2001-03)	27

CAREER PATS KICKED

Name, Years	PAT	ATT
1. Jose Larios (1992-95)	158	163
2. Blake Bercegeay (2005-08)	151	160
3. Josh Lewis (2009-2012)	144	154
4. John Marino (2001-04)	134	150
5. Shonz LaFrenz (1996-99)	126	134
6. Don Stump (1978-81)	113	118

CAREER FIELD GOALS

Name, Years	FG	FGA
1. Jose Larios (1992-95)	66	100
2. Shonz LaFrenz (1996-99)	66	94
3. Blake Bercegeay (2005-08)	48	69
4. John Marino (2001-04)	44	67
5. Josh Lewis (2009-2012)	43	63
6. Don Stump (1978-81)	41	69
7. Lance Wiley (1985-88)	41	70
8. Eric Roberts (1989-91)	38	53
9. Tony Whittington (1981-84)	38	61
10. Gunnar Raborn (2016-18)	35	43

CAREER PASS INTERCEPTIONS

Name, Years	INT
1. Billy Blakeman (1970-73)	25
2. Charles Jefferson (1975-78)	19
Zach Bronson (1993-96)	19
4. Todd McArthur (1981-84)	15
5. Mark Hamilton (1983-85)	14
6. Rocke Fournet (1969-71)	13
7. Tom Murphy (1976-79)	12
Mike Pierce (1987-90)	12
Rod Gulley (2000-03)	12

CAREER PASS INTERCEPTIONS YARDS

Name, Years	Yds
1. Zach Bronson (1993-96)	455
2. Billy Blakeman (1970-73)	330
3. Malcolm Bronson (2009-12)	233
4. Rod Gulley (2000-03)	214
5. Jermaine Antoine (2014-17)	210
6. Tom Murphy (1976-79)	177
7. Guy Morgan (2011-13)	172
8. Jamelle Juneau (2004-08)	146
9. Rocke Fournet (1969-71)	111
10. Mark Hamilton (1983-85)	110

CAREER PASS INTERCEPTION TDs

Name, Years	TDs
1. Rod Gulley (2000-03)	3
2. Jermaine Antoine (2014-17)	2
Chris Raggett (2009-2012)	2
Malcolm Bronson (2009-2012)	2
Zach Bronson (1993-96)	2

CAREER TACKLES

Name, Year	Tackles
1. Charles Ayro (1995-98)	486
2. Terry Irving (1990-93)	461
3. Ryan Garrison (2000-03)	391
4. Allen Nelson (2005-08)	369
5. Zach Bronson (1993-96)	347
6. Deron Minor (2006-10)	345
7. Bob Howell (1974-77)	337
8. Kordell Williams (2018-22)	328
9. Doug Fruge (1974-77)	325
10. Micah Davey (2022-24)	311
11. Arthur Goodly (1998-01)	310
12. Trey Bennett (2004-07)	308
13. Wayne Cordova (1996-99)	306
14. Vincent Landrum (1992-95)	304
15. Ronnie McZeal (1996-99)	302
16. Joe Judge (1998-01)	297
17. Vance Robichaux (1983-85)	289
18. Rod Royal (2002-03)	276
19. Richard Vidrine (1967-70)	269
20. Darrell Jenkins (2008-11)	263

CAREER QB SACKS

Name, Years	Total
1. Bryan Smith (2004-07)	31
2. Chris Livings (2015-19)	30
3. Kavika Pittman (1993-95)	22.5
4. Eric Kidd (1990-93)	22
5. Jake Morrison (1997-00)	18.5
6. Rusty Guilbeau (1979-81)	18
7. Dana Scott (1991-94)	18
8. Isaiah Chambers (2020-21)	16
Cody Roscoe (2017-19)	16
Clay Carroll (1978-80)	16

CAREER TACKLES FOR LOSS

Name, Years	Total
1. Bryan Smith (2004-07)	56.5
2. Terry Irving (1990-93)	48.0
3. Charles Ayro (1995-98)	45.0
4. Chris Livings (2015-19)	43.0
5. Ryan Garrison (2000-03)	35.0
6. Joe Narcisse (2009-12)	34.0
Hadley Prince (1999-02)	34.0
Eric Kidd (1990-93)	34.0
10. Rod Royal (2002-03)	33.0



## ALL-TIME LETTERMEN

- A**  
 Abbott, Jeremiah 2003, 04, 05, 06  
 Abdmoulaie, Abe 1996-97-98-99  
 Abel, Jacob 2020  
 Abram, Jim 1999-00-01  
 Abrusley, Mike 1969  
 Acheson, Eric 1991-92-93-94\*  
 Adams, Aaron 1976-77  
 Adams, Brayden 2020-21-22-23  
 Adams, David 1976-77  
 Adams, Wayne 1972-75  
 Agada, Arinze 2010-11-12-13\*  
 Aguillard, Kent 1974-75-76-77  
 Akers, Richard 2022-23  
 Albers, George 1975, 78  
 Allen, Billy 1948-49-51  
 Allen, Charles 1967-68-70-71  
 Allen, Chris 2005-06  
 Allen, Derek 2012-13-14  
 Allen, Jordan 2024  
 Allen, Michael 2000-01-02  
 Allen, Nathaniel 1971-72-73-74  
 Alleyne, Kenton 2004-06-07-08  
 Alex, Kenneth 1988-89  
 Alexander, Arthur 1984-85-86-87  
 Alexander, Ron 1989-90-91-92  
 Alfred, Terrell 2012  
 Allen, Derek 2013-  
 Alonza, Howard 1955  
 Alsandor, Butch 1978-79-80  
 Amy, Mitchell 2012  
 Anastasio, Charles 1963-64  
 Anders, Jackson 2023-24  
 Anderson, Andre 2010-11  
 Anderson, Brent 1997-98-99-00  
 Anderson, David 1985  
 Anderson, Steven 2002  
 Andrews, Richard 1983-84  
 Andrus, Chris 1987-88-89-90  
 Andrus, Darrin 1986-87-88-89  
 Anifowoshe, Tessylim 2017  
 Anthony, Royce 1955  
 Antoine, Jermaine 2014-15-16-17  
 Applewhite, Sedric 2023-24  
 Archie, Bradley 1998-99-00-01  
 Archelle, Jamie 1996  
 Ardoin, Robert 1971-72-73-74  
 Ashcraft, Grant 2014-16  
 Ashley, Donnie 1995-96-97  
 Ashley, Jonathan 1992-93-94  
 Ashworth, Sammy 1965-66-67-68  
 Aultman, Damion 2007-08-09-10  
 Aultman, Steve 1989-90-91-92  
 Authenreith, John 1969-70  
 Autrey, Jonathan 2003  
 Avant, Allen 1970  
 Avery, Charles 1983  
 Avila, Arthur 2024  
 Aye, Chris 2017  
 Ayro, Charles 1995-96-97-98\*
- B**  
 Babin, Champlain 2009-10-11-12  
 Babineaux, Devin 1986-87-88  
 Bailey, Kenneth 1987-88-89  
 Baldwin, Rob 1996  
 Ballard, David 2005-06-07-08
- Bajon, Roger 1974  
 Baker, David 1968-69-70-71  
 Barbeau, Dale 1960-61-62  
 Barbie, Joshon 2023-24  
 Barkat, Calvin 2018-19-20-21-22  
 Barousse, Blake 2009-10  
 Barousse, Frank 1951-52-55  
 Barousse, Mac 1977-78  
 Barousse, Mark 1979-80-81-82  
 Barrett, Landon 2024  
 Barrett, Stephen 2003-04-05-06\*  
 Bartlett, Cade 2020-21  
 Bass, Josh 2005-06-07  
 Bates, Carl 1979-80-81  
 Bates, Marcus 2000-01  
 Batiste, Darryl 1984-85  
 Batiste, Derrick 1980-81-82-83  
 Batiste, Josh 2017-18  
 Battiste, Tavarious 2014-15-16-17  
 Battaglio, Randy 1970-71-72-73  
 Bauer, Dillon 2014-15  
 Beachly, Gene 1964-65-66-67  
 Beaucais, C. J. 1946  
 Beavers, Derrick 1996-97  
 Beazley, John 1955-56  
 Beckwith, Dustan 2008-09  
 Begue, Trevor 2017-18-19-20  
 Beitzel, Justin 2009  
 Bell, Bernard 1979-80-81  
 Bell, Bodhi 2014  
 Bell, Keshon 2018  
 Bellard, Demonta 2003  
 Bellow, Marcus 2008-09-10  
 Beloney, Eric 2024  
 Beltz, Olney 1950  
 Benoit, Chad 1985  
 Benoit, Saverio 1951-52  
 Bennett, Crajaun 2022-23-24  
 Bennett, Kelvin 2012-13-14-15  
 Bennett, Trey 2004-05-06-07\*  
 Benton, Brian 2014  
 Ber, Tony 1963-64-65-66  
 Bercegeay, Blake 2005-06-07-08  
 Berger, George 1962-63-64-65  
 Berlin, Dillon 2012  
 Bernard, Joey 1988-89-90-91  
 Bertrand, Andy 2004  
 Best, Chris 1987  
 Bethel, Ty 1983-85  
 Betts, Joe 1980-81-82  
 Bias, Jerome 2002  
 Bice, James 2012  
 Bignall, Brandin, 1996-97-98  
 Bilbo, J. C. 1992-93-94-95  
 Billeaud, Lee 1974  
 Billings, Calvin 1951-52-53  
 Bishop, Ignacio 1989-91  
 Bishop, Jerry 1950-51-52  
 Bjodstrup, Dominick 2024  
 Blacketter, Jack 1972  
 Blackwell, Brandon 2015-16  
 Blackwell, Rickey 1973-74-75  
 Blakeman, Billy 1970-71-72-73  
 Blalock, Herman 1950  
 Blanchard, Drew 2002-04  
 Blanco, Brian 1981-82  
 Blanton, Herman 1950
- Blouin, Leon 2012-13  
 Blunt, BJ 2017-18\*  
 Blunt, John 2018  
 Boales, Bruce 1978-79-80  
 Boast, Derek 2010  
 Bohacek, John 1983-84-85  
 Bolden, Bruce 1997-98-99-00\*  
 Bolden, Dominick 2023-24  
 Bolding, Jamarus 2018-19  
 Bolfgang, Tyler 2012-13-14  
 Bolt, Mike 1973-74-75-76  
 Bond, Glenn 1967-78  
 Bonin, Keith 1981-82-83  
 Bonura, Martin 1989-90-91-92  
 Bonvillain, Greg 1992-93-94-95  
 Borbon, Jovoni 2024  
 Bossier, Don 1961-62  
 Boudreaux, Al 1948  
 Boudreaux, Barry 1970-71-72  
 Boudreaux, Jeff 1984-85-86-87  
 Bourgeois, Ben 1982-83-84  
 Bourgeois, Ben 2007-08-10-11  
 Bourgeois, C. J. 1966-67-68-69  
 Bourgeois, David 1965-66-67  
 Bourgeois, George 1965-66  
 Bourgeois, Marval 2016-17-18-19  
 Bourgeois, Paul 1983-84  
 Boutte, John 2002-03-04-05  
 Bower, Jacob 2010  
 Bowers, Jalen 2014-15-16-17  
 Bowie, Eric 1992  
 Bowie, Marcus 1990-91-92-93  
 Bowman, Gayle 1957  
 Boyd, Reed 2023-24  
 Brackeen, Cody 2024  
 Bradford, Damon 1966-67-68-69  
 Bradford, Phillip 2023-24  
 Bradley, Blair 1995-96-97-98  
 Brame, Alfred 1951  
 Brame, James 1948-49  
 Branch, Randy 1978-79-80  
 Breaux, Carl 1966-67-68-69\*  
 Breaux, Dickie 1953  
 Breaux, Don 1958-59-60-61  
 Breaux, Jean 2012-13-14-15  
 Breaux, Justin 2008-09-10-11  
 Breaux, Sam 1990-91-92-93\*  
 Brennan, Travis 2014  
 Bressi, William 2024  
 Brett, Henry 1962-63  
 Brevelle, Ted 1958-59-60-61  
 Brewster, Harold 1950-51\*  
 Brinkley, Shoes 2024  
 Briscoe, Carlton 1979-80-81-82  
 Briscoe, Mack 2018  
 Briscoe, Nate 2018-19  
 Briscoe, Wes 2010-11-12-13  
 Briscoe, Will 2013-14  
 Britton, Eugene 1959-60  
 Brocato, Rocco 1988-89  
 Broden, Tyree 2000-01-02-03  
 Brodhead, Britt 2000-01-02-03  
 Bronson, Malcolm 2009-10-11-12\*  
 Bronson, Ryan 2010-11-12-13  
 Bronson, Zach 1993-94-95-96\*  
 Brooks, Caesario 1993  
 Brooks, Subester 1983-85-86
- Broussard, Brandon 2006-07-08-09  
 Broussard, Gary 1973-74-75  
 Broussard, James 1977-78-79  
 Brown, Bo 2012-13-14-15  
 Brown, Darrick 2004-05-06-07  
 Brown, Doug 1983-84-85-86  
 Brown, Erwin 1990-91-92-93  
 Brown, KJ 2020-21  
 Brown, John 2023  
 Brown, Mac 1962-63  
 Brown, Marcus 2004-05-06-07  
 Brown, Richard 1970  
 Brown, Sean 2011-12-13-14  
 Bruce, Zoe 2011-12  
 Bruchhaus, Chris 1996  
 Brumfield, Brian 1990-91-92-93  
 Brumfield, Dan 1953-54  
 Bruno, Keylon 2012-13-14-  
 Bryan, Mac 1955  
 Bryant, Alan 2001-02  
 Bryant, Jeff 1984-85-86-87\*  
 Buckland, Richard 2010  
 Buckner, Cliff 1988, 1990  
 Buice, Marsh 1992-93-94-95\*  
 Burbank, Ronnell 2018  
 Burguillos, Grant 2016-17-18-19  
 Burlingame, Tony 1977-78-79-80  
 Burden, Walter 1960-61-62  
 Burkhalter, Brody 2013  
 Burton, Jessie 1998-99-00-01\*  
 Buck, Johnny 1960  
 Burckel, Daryl 1978-79-80\*  
 Burks, Richard 1983-84-85-86\*  
 Burks, Rodney 1987-88-89-90  
 Burns, Jovon 1999-00-01-02  
 Burns, Larry 1950-51-52  
 Burr, Perry 1946-47-48  
 Burriss, Jovon 2018-19  
 Burton, Colby 2016-17-18  
 Busch, Manny 2011-12  
 Bush, David 2013-14-15  
 Bush, Kris 2004-05-06-07  
 Butchee, Roy 1946-47-48  
 Butler, Fred 1999  
 Butler, Kentrell 2008-09-10-11  
 Butler, Robert 1999  
 Byers, Phelps 1996  
 Bynum, Freddie 1996-97
- C**  
 Cage, Quincy 2018  
 Cahee, Terence 2010-11-12-13\*  
 Calbert, Vaughn 1988-89  
 Caldwell, Mason 2020  
 Callahan, Kobe 2020  
 Camp, Anthony 2004-05  
 Camp, Deshaun 2007  
 Campbell, Bill 1951-52-53  
 Campbell, Jessie 2024  
 Cantu, Roderick 1997-98-99-00  
 Caraway, Bubba 1977-78-79  
 Caraway, Kent 1991-92-93-94  
 Carey, Darius 2011-12  
 Carroll, Clay 1978-79-80  
 Carroll, Carlos 2013-14-15  
 Cart, John 1969  
 Carter, AJ 2020
- Carter, Alan 1974-75-76  
 Carter, David 1984-85-86  
 Carter, Donovan 2017  
 Carter, Jer' Michael 2023-24  
 Carter, Jody 1980-81-82  
 Carter, Joe 1993-94-95-96\*  
 Carter, John 1969-70-71  
 Carter, Zane 1970, 72-73  
 Case, Harry 1957  
 Caskey, Wayne 1983-84  
 Cassedy, Ashton 1955  
 Cassedy, Joe Ben 1955-56-57  
 Cassel, Richard 1973-74-75-76  
 Castete, Jesse 1952-53-54-55\*  
 Castle, Deral 1956  
 Caesar, Michael 1985-86-87  
 Celestie, Ernest 2011-12-13-14  
 Cespiva, Wayne 1966-67-68-69  
 Chain, Jerry 1950-51-52  
 Chaisson, Carson 2009-10-11-12  
 Chambers, Isaiah 2020-21  
 Champagne, Brian 1986-87-88-89  
 Chapple, Khaylon 2022-23  
 Charite, Max 2020  
 Chatman, Eric 1997-98-99  
 Chaumont, Josh 1998-99  
 Chaumont, Ron 1962-63-64  
 Chenevert, Carl 1980-81-82  
 Cherry, Ronald 1992-93-94\*  
 Chevalier, Jelani 2023-24  
 Chevalier, John 2001-02-03  
 Chew, Eric 1996-97-98-99  
 Chretien, Dentrick 2001-02-03-04  
 Chretien, Larry 1978  
 Christoff, Michael 1996  
 Church, Jeff 1970-71  
 Citizen, Tony 1986-87-88-89\*  
 Citizen, Tre'Vonte 2024  
 Clark, Adam 1995  
 Clark, Chester 1971-72-73-74  
 Clark, Corday 2007-08-09-10  
 Clark, Denis 1956-57-58, 60  
 Clark, Olen 1957-58-59  
 Clark, Percy 1948-49  
 Clayton, Michael 2003  
 Clement, Dwight 1971-72-73-74\*  
 Cline, Daniel 1987-88  
 Colburn, Dickie 1966-67-68  
 Colburn, George 1966, 68-69  
 Cole, Donald 1957-58  
 Cole, Judd 1988  
 Coleman, Anthony 2023-24  
 Coleman, Caron 2020-21-22  
 Collins, Lonnie 1979-80-81-82  
 Collins, Ray 1995  
 Collins, Reggie 1990-91-92  
 Collins, Stephen 1981  
 Collins, Tyler 2013  
 Conerly, Louis 2017-18-19  
 Conerly, Steven 2018-19-20  
 Conner, Gerald 1961-62-63-64\*  
 Conner, Lynn 1966  
 Conner, Richard 2006-07-08-09  
 Conrad, John 1957-58  
 Console, Buddy 1970-71-72  
 Converse, Jimmy 2015-16-17-18  
 Cook, Jason 2002-03-04-05



**ALL-TIME LETTERMEN**

Cook, William 1947-48  
 Cooley, C. E. 1948  
 Cooper, Cleo 1958  
 Cooper, John 1980  
 Corbello, Jason 2001  
 Corcoran, Ryan 2001-02-03  
 Cordova, Kandyn 2024  
 Cordova, Wayne 1996-97-98-99\*  
 Cormie, Mural 1951  
 Cormier, Deon 2018-19-20-21  
 Cormier, Ed 1953-54-55  
 Cormier, Kenrick 2009, 2011-12  
 Cosco, Lou 1950-51-52  
 Cotten, Markel 2020-21-22-23  
 Courville, Blake 1981, 83-83-84  
 Crader, Bart 2006-07  
 Craft, Jordan 2014-15  
 Craig, Jerry 1970-71  
 Crain, Ronald 1970-71  
 Crawford, Joe 1973-74-75-76  
 Crawley, Darius 2016-17  
 Creel, Hayes 2023-24  
 Crockett, Mike 1970-71-72-73  
 Croker, Andrew 2019-20  
 Crouch, Kyle 2011  
 Crowell, Kasey 1983-84-85  
 Crowley, Buster 1948-49  
 Cruell, Rodnell 2018  
 Cruthrids, Jack 1946  
 Cryer, Billy 1950-51  
 Cryer, Craig 1978-79-80  
 Cutrera, Mike 1983-84-85-86

**D**  
 Daigle, Chan 1968-69-70-71  
 Daigle, Matt 1989-90-91-92  
 Daigle, Troy 1982-83-84  
 Daigle, Weylin 1986  
 Dalquist, Kenneth 1959-60-61  
 Danford, Jason 1993  
 Daniels, Darius 2018-19-20-21  
 Daniels, Marcus 1993-94-95  
 Dantin, Elvin 1968-69-70  
 Darby, Kameron 2015-16-17-18  
 Darby, Lawrence 2002-03-05-06  
 Darden, Roger 1999  
 Dartez, Dwayne 1980-81  
 Dartez, Willie 2000-01-03-04  
 Dazart, Dylan 2021-22-23-24  
 Davenport, Berwick 1985-86-87-88\*  
 Davenport, Billy Joe 1976-77-78-79  
 Davenport, Robert 1979-80-81  
 Davey, Micah 2022-23-24  
 Davis, A. L. 1953  
 Davis, Chad 2006-07-08-09  
 Davis, Chase 2018-19  
 Davis, Greg 1969-70-71-72\*  
 Davis, Harold 1948  
 Davis, Jason 1999-00-01-02  
 Davis, Javon 2022-23-24  
 Davis, Jayden 2023  
 Davis, Obie 1988-89  
 Davis, Pat 1989-90-91-92  
 Davis, Reuben 1960  
 Davis, Rucker 1983-84  
 Davis, Tarius 1996-97-98-99\*  
 Davis, Terence 1992-93-94-95

Davis, William 1995-96-97-98  
 Debetaz, Paul 1982-83  
 Dees, Charles 1955  
 Dees, Ronald 1955  
 Dees, Thomas 1955  
 Deets, Euger 1974  
 Delaney, John 1965  
 Delano, Harry 1969-71  
 Delaune, Arthur 1946-47  
 DeLaCerde, Edmondo 1993-94-95  
 Delcambre, Stoney 2001  
 Delhomme, Jeff 1987-88-89-90  
 Delia, Wallace 1957-58  
 Demarest, Jess 2001-02-03  
 Demarie, Paul 1987  
 Demary, Paul 1965-66  
 Dennis, Allan 1970-71-72  
 Derouen, Darrell 1965  
 Derouen, Dennis 1981-82  
 Derouen, Jules 1951-52-53  
 Derouen, Trevor 2016-17  
 Deville, Curtis "CJ" 2024  
 Deville, Michael 1995  
 Dieterich, Dade 2018  
 Dieterich, Scott 1986-87-88-89\*  
 Dimmick, Bill 1948-49  
 Dimmick, Tom 1951  
 Dixon, Damion 2009-10-11-12  
 Dobbs, Hayden 2009-10-12-13  
 Dobson, Malon 1959-60  
 Dodd, Andy 2017  
 Dodge, Riley 2011  
 Dolan, Jared 2004-05-06-07  
 Doland, Jack 1946-47-48  
 Dollar, Charles 1955  
 Domingue, Tony 1986-87-88  
 Donaldson, Taylor 2013-  
 Donovan, Josh 2005-06  
 Dooly, Louis 1984  
 Dore, Billy 1961-62  
 Dorn, Kevin 2011-12-13-14  
 Doucet, Joby 1981  
 Doucet, Shannon 1989  
 Doucet, Wildridge 1955-56-57  
 Douglas, John 1966-67  
 Dowies, Greg 1965-66  
 Downing, Jim 1978  
 Doyle, Cecil 1948-49  
 Doyle, Ronnie 1954  
 Driggers, Tristan 2024  
 Duffrene, Clyde 1946  
 Duge, Mase 2008-09-10  
 Dugas, Dale 1973  
 Dugas, Manuel 1948-49  
 Duhon, Ben 1997-98-99-00  
 Duhon, Theos 1964-65  
 Dunmiles, Dorain 1993-94-95-96  
 Dunn, Darion 2017-18-19  
 Duplechin, Scott 1983-84-85  
 Duplessis, Ed 2015-16-17  
 Duplichan, Lee 1971-72-73-74  
 Dupuis, Tyson 1990  
 Durham, D'Angelo 2022-23-24  
 Durham, London 2008-10  
 Durnin, Paul 1991-92-93-94  
 Durr, Norman 1955  
 Dutt, Douglas 1971-72-73-74\*

Duvall, David 2023-24  
 Dyer, Edward 1989-90-91-92

**E**  
 Eaglin, Devin 2013  
 Easterling, David 1987-88-89-90  
 Easton, Jaylin 2023-24  
 Eaves, Cody 2012-13  
 Echols, Trey 2024  
 Eckhardt, John 1946-47  
 Eddings, Callum 2021-22-23  
 Edmonson, Devionte' 2010-11-12  
 Edwards, Hayward 1988-89-91-92  
 Edwards, Nick 2014-15-16-17  
 Edwards, Vontearr 2003  
 Efferson, Cliff 1950-51  
 Ellefsen, Everett 2011-12-13-14  
 Ellender, Richard 1976-77-78-79  
 Ellis, Reggie 2024  
 Ellison, Josh 2007-08-09-10  
 English, Otis 1997  
 Eschete, Errol 1962-63-64-65  
 Essaied, Anthony 1997-98-99  
 Esthay, Wilbert 1961-62-64  
 Ethridge, Mark 1974  
 Evans, Jamori 2023  
 Evans, Jerry 2000-01  
 Evans, Shone 1994-95-96  
 Everett, Antoine 2011-12-13-14  
 Ewing, Bill 1951

**F**  
 Fagerquist, Andrew 1984-85-86-87  
 Fairchild, Achille 2000-01-02-03  
 Farias, Roy 2001-02-03  
 Farris, Mark 1981-82  
 Faucheaux, Blair 2003-04-05  
 Ferdinand, Brent 1988-89-90  
 Ferranti, Jared 1999-00-01-02  
 Feverjean, Randy 1976  
 Fielder, Mark 2023-24  
 Fields, Henry 1992-93-94  
 Figaro, Anthony 1978-79-80  
 Files, James 1972-73-74-75  
 Finch, Jim 1953  
 Finnigan, Bob 1953  
 Fincke, Julius 1960-61  
 Fitzmorris, Bobby 1950  
 Flagg, Dekhoury 2024  
 Flanigan, Halston 2011-12  
 Fleming, Alvin 1950-51  
 Fleming, Eric 1990-91-92\*  
 Flores, Alex 2024  
 Flugence, Tyrell 2019-20-21  
 Fontenette, Chris 1991-92-93-94  
 Fontenot, Anthony 1983-84-85-86  
 Fontenot, Chris 1994-95-96-97\*  
 Fontenot, Mark 2005-06-07-08  
 Fontenot, Matt 1991-92-93-94  
 Fontenot, Orrin 2011-12  
 Fontenot, Tommy 1986  
 Fontenot, Tyler 2009-10  
 Forte, Bryan 2004  
 Foster, Bryan 1992-93-94-95  
 Foster, Calum 2016-17-18-19  
 Foster, Eric 1989-90-91-92  
 Foster, Gabe 2017-18-19-20

Foster, Marcus 2016-17-19  
 Foster, Severyn 2020-21-22  
 Fountain, Collin 2017-18  
 Fournet, Roche 1969-70-71\*  
 Fourroux, Derrick 2006-07-08-09\*  
 Fourroux, Zach 2009  
 Frank, John 1990-91-92-93  
 Franklin, Carlese 2004-05-06-07\*  
 Franklin, Jamall 2023-24  
 Franklin, Kendal 2016  
 Franklin, Lawrence 1990-91  
 Franks, Terry 1962-63  
 Frazee, Wylie 1970-71  
 Freeman, Terrance 2007-08-09-10  
 Fremin, Lance 2004-05-07-08  
 Friddle, Immanuel 2006-07-08-09  
 Friesen, James 1950-51-52-53  
 Friis, Jasper 2023  
 Fruge, Dale 1966  
 Fruge, Doug 1975-76-77\*  
 Fuhrer, Bob 1967-68-69-70  
 Fuller, Andre 2014-15-16-17  
 Fuller, John 1957-58  
 Fuller, Mike 1955  
 Fullilove, Marvin 1990-91

**G**  
 Gainey, Chad 1996-97-98-99  
 Gainey, Michael 1995-96-97-98  
 Gallagher, Jay 1981-83-84-85  
 Galloway, James 1977, 79-80-81\*  
 Gammon, Wayne 1988-89  
 Garbo, Jimmy 1958  
 Gardner, Huey 2000-01-02-03  
 Garner, Paul 1972-73-74  
 Garrison, Ryan 2000-01-02-03  
 Garcia, Frank 1975-76-77  
 Garcia, Gustavo 2014-  
 Garris, Ed 1958  
 Gary, Caleb 2017-18-19-20  
 Garza, Joey 2024  
 Gaspard, Tyler 2016  
 Gatlin, D.J. 2014-15-16  
 Gauthreaux, Miguel 2008-09-10-12\*  
 Gavin, John 1972  
 Gedward, Leroy 1979-80-81-82  
 Gene, Lamar 1991-92  
 Gibbons, Jack 1953  
 Gibson, Gene 1956-57  
 Gibson, Tony 2023-24  
 Gibson, Tyrique 2018-19  
 Gill, Brian 1996-97-98-99  
 Gill, Jimmy 1968-69  
 Gist, James 1988-89  
 Gladney, Damon 1992-93-94-95  
 Gladney, Damon II 2013-14-15-16  
 Gladney, Logan 2012-13-14  
 Glantz, Nate 2023  
 Glenn, Lamont 1991-92-93-94  
 Gnerre, Joe 1955  
 Goerlich, Richard 1980-81-82  
 Goff, Tyler 2024  
 Goggin, Brian 2003  
 Gohlke, Chris 2001  
 Goins, Ashari 2014-15-16-17\*  
 Golden, Isaiah 2015-16  
 Gonsoulin, Jim 1973-74-75-76\*

Goodly, Arthur 1998-99-00-01\*  
 Gordon, Chuck 1998-99-00-01  
 Gordon, Danny 1950  
 Gore, Matt 2000-01-02-03  
 Gorman, Nick 2012-13-14-15  
 Gossett, Bill 1952-53, 56  
 Gothreaux, Earl 1967-68  
 Goudeau, Bernard 1987  
 Goza, Antoinel 1996-97-98  
 Granger, Joey 1981-82-83-84  
 Grayson, Earenest 2020-21-22-23-24  
 Green, Accord 2020-21-22  
 Greene, J. R. 2003  
 Gremlinton, Terry 2006  
 Griffin, Greg 1970-72-73-74  
 Griffin, Mark 1976-77-78-79  
 Griffin, Terry 2003-04-05-06  
 Grissom, Larry 1968-69-70-71\*  
 Grode, Jake 2013-14-15-16  
 Gros, Darrel 1972-73, 75  
 Gross, J'uan 2018-19  
 Gross-Whitaker, Jammerio 2014-15-16-17\*  
 Guercio, Bobby 1990-91-92  
 Guidry, Dustin 1995-96  
 Guidry, Jacob 2004-05  
 Guidry, Lance 1990-91-92-93\*  
 Guidry, Larry 1961  
 Guidry, Paul 1963-64-65  
 Guilbeau, Rusty 1979-80-81  
 Guilbeaux, Kenneth 1961-62  
 Guilbeaux, Mark 1986  
 Guillory, Richard 1962-63-64-65\*  
 Guillory, Terry 1969  
 Guillot, Lloyd 1960-61-62-63  
 Guins, Gary 1964  
 Guintard, Charlie 1947  
 Gullett, Allen 2004  
 Gulley, Rod 2000-01-02-03\*  
 Guthrie, Larry 1959-60  
 Guzik, Ervin 1955-56-57

**H**  
 Habetz, Chad 1986-87-88  
 Haddock, Sherman 1980  
 Hadnot, Oliver 1976-77-78-79  
 Haffner, George 1964  
 Hage, George 1953  
 Hamilton, Jeff 1999-00-01-02  
 Hamilton, John 2006-07  
 Hamilton, Livingston 2012-13  
 Hamilton, Mark 1983-84-85  
 Hamm, Coleby 2023-24  
 Hamm, David 2015-17-18  
 Hamner, Gabe 2012-13-14-15  
 Hampton, Rogers 1956-57  
 Hancock, Calvin 1948-49  
 Harbourn, Tyler 2009-10-11  
 Hardilek, James 1998-99-00  
 Hardeman, Billy 1950-51  
 Harden, Kyle 2013  
 Hargrove, Dontay 2017-18-19-20  
 Harkness, Gus 1966-67-68-69  
 Harlow, Chuck 2016  
 Harmon, Marshall 2015-16  
 Harrell, Jeff 1974-75-76-77  
 Harrington, Horace 1962-63  
 Harris, Buck 2003-04-05\*



## ALL-TIME LETTERMEN

Harris, Dick 1958	Hooker, Robert 2003-04-05-06	Jones, Jonta 2016-17-18-19	Kysar, Mike 1980	Lester, Darrell 1962-63
Harris, Jonathan 2023-24	Howell, Bob 1974-75-76-77*	Jones, Kenny 2002-03-04-05		Leverett, Lawrence 1965-66
Harris, Ted 1983	Hubbard, Neely 2004-05-07	Jones, Lenny 1958	<b>L</b>	Levi, Jamaal 2024
Harris, Tim 1976-77-78-79	Huderson, John 1990-91	Jones, Max 1953-54-55	LaBorde, Michael 2001-02-03-04	Lewis, Anthony 1983-84-85
Harrison, Freddie 1999	Hudler, Dwight 2000-01-02-03*	Jones, Simeon 2023-24	Ladner, Don 1955-56	Lewis, E. J. 1948-49
Harrison, Tramaine 1998-99	Hudson, Draysean 2017-18-19	Jones, Troy 1988-89	LaFarrera, Matthew 2016-17	Lewis, Enos 2018-19-20-21-22
Harry, Donald 1992	Hudson, Parker 1961-62-63	Jones, Zack 2018-19	LaFleur, Jake 2020-21	Lewis, Johnquai 2023-24
Harson, Doug 1964	Hughes, Gabe 2024	Jordan, Buford 1981-81-82-83	LaFrenz, Shonz 1996-97-98-99	Lewis, Josh 2009-10-11-12
Harvey, Brian 2007-08	Hughes, James 1980-81-82-83*	Jordan, James 2004-05-06-07	LaGrappe, Wayne 1968-69	Lewis, Masey 2023-24
Hathaway, Bill 1981-82	Humble, James 1946-47	Jordan, Josh 2011-12	Lambert, Aubrey 1953-54-55*	Lewis, Wilbert 1985-86
Hathaway, Glenn 1953-54-55-56	Hunt, Tony 1984-85-86-87*	Jordan, Simon 1982-83-84	Lambert, Ernest 1948-49	Lighten, Desmond 2007-09-10-11
Hathorn, Conley 1973-74-75-76	Hunter, Danyel 2011-12-13-14	Jordan, Wayne 1946-47	Lanaux, Hynson 2002-03-04-05	Ligon, Jason 1998
Hawthorne, Martell 1995	Hunter, Garrett 1974-75	Jordan, Wayne 1946-47	Landrum, Vincent 1992-93-94-95*	Linde, Brant 2005-06-07-08
Hayden, Brandon 2022-23	Hunter, Patrick 1993-94	Joseph, Damien 1992-93-94-95	Landry, Bertney 1948-49	Link, Kyle 2005-06-07-08
Hayes, Tyrone 2022-23	Hurd, Josh 2004-05-06-07	Joseph, Kerry 1992-93-94-95*	Landry, Charles 1964-65-66-67	Lippold, Devin 2024
Hayes, Zach 2019-20-21-22	Hurlbut, Wayne 1959-60	Joseph, Kirby 2004-05-06	Landry, Edgar 1954	Lissard, Chris 1982-83-84
Haynes, Jeremy 2005-06-07-08	Hyacinth, Andrew 2017-18-19	Joseph, Nelson 1985	Landry, Edgar 1954	Lissard, Chris 1982-83-84
Healy, David 1983, 85-86-87		Joseph, Stuart 2008	Landry, Dayton 2005	Lissard, Joe 2014-15-16-17
Heathmon, Carl 1992-93	<b>I</b>	Joyce, Chris 2020-21	Landry, Harry 1951	Littleton, Gary 1981-82
Hebert, Al 1966-67, 69-70	Irvin, Gary 1985-86-87-88	Judge, Joe 1998-99-00	Landry, Ira 1953	Living, Chris 2015-16-17-18-19
Hebert, Charlie 2000-01	Irving, Terry 1990-91-92-93*	Judge, Sean 1988-89-90-91*	Landry, J. E. 1948	Logan, Jacob 2017-18-19
Hebert, Harvey 1965		Julian, Marlon 1990	Landry, Jonathan 2007-10-11-12	Lombardo, Vince 2014
Hebert, Jay 1960-61-62	<b>J</b>	Juneau, Jamelle 2004-05-06-08	Landry, Lester 1951-52*	Long, Dylan 2012-13-14-16
Hebert, Lark 1982, 84-85	Jackson, Hud 1987-88-89-90		Landry, Louis 1977-78-79-80	Lott, Sherif 1997-98
Hebert, Nick 1966-67-68-69	Jackson, Isaiah 2023	<b>K</b>	Landry, Ronnie 1981-82-83*	Loupe, Jericho 1986-87-88-89
Heisser, Allen 1974-75-76-77	Jackson, Jarron 2008-09-10	Kahn, Lenny 1957-58-59-60	Langley, Jim 1960-61-63-64	Loveless, Chris 2010-11-12-13
Held, Jake 2022-23-24	Jackson, Jaylen 2022-23-24	Karpel, Max 2005	Lanier, Paul 1971-72-73	Lovingwood, Charles 1953-54-55
Helms, Bryan 1979-80-81	Jackson, Russell 1977-78-79	Kasarda, Rudy 1963-64-65	Lanier, Preston 1975-76-77	Loyd, B.B. 1981-82
Helms, Mark 1979-80-81-82	Jackson, Russell 1977-78-79	Kavanaugh, Ray 1992	Larco, Tyler 2024	Lui, Mark 1997-98
Hemenway, Shelby 2010-11	Jackson, Terez 2006-07-08	Keigley, William 1966-67-68-69	Larios, Jose 1992-93-94-95	Lum, Mitchell 1946-47*
Hendrickson, James 1993-94	Jackson, Trent 2016-17-18	Keller, Matt 2017-18-19	Larive, Lane 1984-85-86-87	Lumpkin, Billy 1953-54
Hennigan, Derrick 1994-95-96-97	Jackson, Vaalyn 2004-05-07-08*	Kemp, Jason 1989	Lars, Charles 1997-98-99-00	Lundy, Kenneth 2004-06-07-08
Henry, Adam 1990-91-92-93	Jacobs, Christian 2014-15-16-18*	Kemp, Ken 1962-63-64-65*	Lars, Cedric 2001-02-03-04	Lunker, Glen 1955
Henry, Bernardo 2008-09-10	Jacobs, Nic 2013	Kenebrew, Tim 2000-01-02-03	Lasseigne, Beau 2005-07-08-09	Lyle, Mike 1946-47-58
Henry, Craig 1965	Jamalkowski, Ray 1955	Kerr, Barry 1960	Lathorn, Lloyd 1966	<b>M</b>
Henry, Hutch 1948	James, Billy Bob 1948-52	Key, LaDarius 2005-06-07-08	Latronico, Joe 2017-18-19	MaGee, Robert 1957-58
Henry, Jaylon 2023	James, Dub 1952-53	Keys, Scott 1998	Latta, David 1998-99-00-01	McArthur, Mike 1974-75-76
Hernandez, Danny 1991	James, Ja'Len 2013-14-15	Keys, Chad 2009	Lavine, Roland 1993-94-95	McArthur, Todd 1981-82-83-84
Herpin, Luther 1963-64-65-66	James, Jesse 1952-55	Kidd, Billy 1965	Lavolette, Logan 2001	McCain, Garrett 2012
Hermann, Warren 1955	James, Jesse 1952-55	Kidd, Eric 1990-91-92-93	Lawrence, Quinten 2005-06-07-08	McCall, Jon 2022-23
Herridge, Kyle 2019-20	James, Shane 1995	Kidder, Glenn 1966-67-68-69*	Lawton, Luke 2000-01-02-03	McCallister, Matthew 2024
Hetrick, Zach 2013-14-15-16	James, Teran 2010	Kimble, Jan 1991	Leach, Bobby 1968-69-70-71	McCarley, Shane 2015
Hicks, Bryan 1976-77-78-79	James, Tesse 1952-55	Kimberling, Mitchell 2010-11	Leak, Yusef 2024	McCaskill, Blake 1985-86
Hicks, Earl 1961-62-63	James, Jesse 1952-55	Kimble, Barry 1973-74-75-76	LeBlanc, Carol 1962-63	McClendon, Bill 1984
Hicks, Enos 1970-71-72	Jefferson, Charles 1976-77-78	Kimbrell, J. R. 1955-56	LeBlanc, Cody 2001-02-03-04	McClendon, Theron 1978-79-80-81
Hightower, Chick 1947-48	Jenke, Carter 2020	King, Gordon 1959	LeBlanc, Eric 1987-88-89-90*	McCoy, Cory 2017-18-19-20
Highshaw, Kylon 2015-16-17-18	Jenkins, Darrell 2008-09-10	King, Vick 2001-02-03	LeBlanc, Eric 2010-11-12	McDaniel, Aaron 2020-21-22
Higginbotham, Marshall 1971-72-73-74	Jenkins, Joe 2014-15-16-17	Kingrey, Wayne 1946-47-48*	LeBlanc, Mark 1987-88-89-90*	McDonald, J. D. 1950
Hilger, Richard 1951	Jeter, Robert 1977-78	Kingrey, Bill 1981-83-84	LeBlanc, Marcus 1994-95-96-97	McDowell, Clifton 2024
Hill, Dominique 2014-15-16-17	Jim, Garren 2005-07	Kinsey, Mason 2020-21-22	Leclair, Cole 2022-23-24	McElhannon, Bob 1968-69
Hill, Jimbo 2005-06-07	Joe, Brandon 1995-96	Kite, Joe 1948-49-50	LeDay, John 2008-09	McFarland, Terry 1974-75-76-77*
Hill, Ted 1973	Johnson, Eli 2019-20	Kjellsten, Alex 2014-17-18	Lee, Darnell 1994-95-96-97	McGee, Carlos 1986-87-88-89
Hilton, Ken 1997	Johnson, Flip 1983-84-85-86	Klink, Kyle 2022-23	Lee, Delphrine 1995-96-97-98	McGhee, Antonio 2013-14-15-17
Hine, Brian 2014	Johnson, Jordy 2004-05-06-07	Klump, Ronnie 1970-71	Lee, Jerry 1983	McGilvery, Jereon 2010-12-13-14
Hines, Wes 1997-98-99-00*	Johnson, Lindsey 1953-54-55	Knight, Rodney 1961-62-63	Lee, Jody 1987-88	McGowan, Ernest 1996
Hinton, Darrell 1974-75-76-77	Johnson, Melvin 1983	Knighton, Mason 2015-16	Lee, John 1977-78	McGraw, Sylvester 2004
Hinton, Michael 1993	Johnson, Niko 2024	Knox, Greg 2023-24	Lee, Trent 1986-87-88-89	McGuane, James 1984-85-86
Hoff, Aldace 1955	Johnson, Stephen 2024	Knox, Kody 2004-05-06-07	Leftwich, Cutter 2018-19	McKernan, Jay 1970-71
Hoffpauir, John 1998-99	Johnson, Tony 1983-84-85-86	Knox, Oliver 1953	Leger, Neal 1982-83-84	McKnight, Richard 1982-83
Holiday, Nick 2019-20-21	Johnson, Taylor 2008-09, 2011-12	Koch, Glen 1985-86-87-88*	Leger, Ross 1982-83-84-85	McKusker, Willie 1950
Holland, Devin 2009-10	Johnson, Tyrae 2016-17-18	Kohler, Marvin 1952-53-54-55	Leger, Tim 1995-96-97-98	McLean, Kyree 2017-18
Holleman, Mike 1986-87-88	Johnston, Drew 2008-09-10*	Koonce, Brett 2009-10-11-12	Leger, Tom 1972-73-74-75	McMahon, Deonta 2020-21-22
Holmes, Leonard 1966-67, 69	Jones, Ben 2012-13-14-15	Kraus, Khoury 2016-17	Leggett, Curtis 1959	McMahon, Mark 1986-87-88
Holmes, Nate 2014	Jones, Chris 2003-04-05	Kraus, Malcolm 1959-60-61-63	Lejeune, Wendell 1978-79-80	McMullen, Bill 1977-78
Holmes, Roosevelt 1994	Jones, Desmond 1950-51-52*	Kreamer, Matt 2006-07-08-09	Lemaire, Peyton 2023-24	McNutt, B. J. 1999-00-01-02*
Holstead, Racer 1946-47	Jones, Elrick 2006-07	Krnet, Matthew 2024	Lemons, Charley 1999-00	McPhatter, Brett, 2003-04-05-06
Holston, Curtis 1960-61	Jones, Erik 2014-15-16-17	Kuehn, Charles 1950-51-52*	Leonard, Jamie 2005-06-07	McWhirter, David 1950
	Jones, Jerod 1996-97-98-99-00	Kuehn, John 1983		
	Jones, John Paul 2002-03-04			



## ALL-TIME LETTERMEN

McZeal, Brian 1985-86-87-88\*  
 McZeal, Ronnie 1996-97-98-99  
 Mack, Michael 2016-17  
 Madere, Mike 1969  
 Magliotto, Carl 1951  
 Mangan, Wes 2006-07-08-09  
 Manuel, Trent 2015-16-17  
 Mapiou, Masry 2020-21-22  
 Marchive, Ben 1966-67  
 Marino, John 2001-02-03-04  
 Markham, Larry 1959  
 Marks, Jihad 2023-24  
 Marsh, Quentin 2012-13-14-15  
 Martin, Bret 1979-80-81-82  
 Martin, Donald 1965-66  
 Martin, Donny 1969-70  
 Martin, Jermaine 1999-00-01-02  
 Martin, Mason 2013-14-15-16  
 Martin, Ray 1976-77-78-79\*  
 Mason, Bryant 2005-06-07  
 Mathers, Jason 1995  
 Mathews, Jeff 1986-87-88-89  
 Matkin, Jim 1995-96-97  
 Matthews, Jadden 2023  
 Matthews, Jesse 1970  
 Matthews, Josh 2020-21-22  
 Matthews, Pat 1996-97-98-99  
 Mauldin, Logan 2024  
 Maxey, Gary 1966-67-68-69  
 Maxwell, Melvin 1984  
 May, Benny 1983-84-85-86  
 May, Dean 1947-48  
 Mayberry, Charles 1987-88-89  
 Mayet, Jay 1989  
 Mayeux, Lance 1996-97-98-99  
 Mayo, Marlon 2005-06  
 Mayo, S. A. 1946-47  
 Mays, Gary 1968  
 Mays, Grayson 2022-23  
 Meadows, Lawrence 1955  
 Meagher, William 1946-47  
 Meaux, Ray 1965  
 Meaux, Steve 1965  
 Meche, James 1972-73-74-75  
 Medrano, Carlos 1970-71-72  
 Melendez, Elijah 2023-24  
 Merick, William 1947  
 Mericle, William 1946  
 Merka, Grant 2015-16  
 Merritt, Steele 2012-13-14  
 Mestepsy, Jim 1946-47-48-49  
 Middleton, Correy 2011-12-13  
 Miles, Thomas 2023-24  
 Miller, Aundra 1996-97  
 Miller, Clint 1991-92  
 Miller, Frank 1965-66  
 Miller, Jason 2003-04-05-06  
 Miller, John 1976-77-78  
 Miller, Ken 1971-72-73  
 Miller, Ricky 1966-67-68-69  
 Miller, Ronnie 1968-69-70  
 Miller, Thor 2013-14-15-16  
 Millet, Chad 1976-77-78-79  
 Mills, Bobby 1950, 54  
 Mills, Marcel 1985-86  
 Milton, Derrick 2014-15  
 Minor, Deron 2006-07-08-10\*

Minvielle, Chad 1995  
 Mire, Louis 1954-55  
 Mitchell, Deajon 2011-12-13  
 Mitchell, Jonathan 1980-81-82-83  
 Mitchell, Simeon 2024  
 Monson, Christian 1996-97-98  
 Moore, Archie 1980-81-82  
 Moore, C. J. 1968-69-70  
 Moore, James 1969-70-71-72  
 Moore, Mike 1987-88-89  
 Moore, Nolan 1956-57  
 Moore, Roy 1951  
 Mora, Rudy 1969  
 Moreau, Glen 1972-73-74-75  
 Morgan, Damian 2014-15-16-17  
 Morgan, Guy 2009, 2011-12-13  
 Morgan, Joe 1946-47  
 Morris, Darrell 2005  
 Morris, Damien 1994-95-96-97  
 Morris, Robert 1956-57  
 Morris, Sam 1974  
 Morris, Troy 1980-81-82  
 Morrison, Jake 1997-98-99-00  
 Morvant, Jim 1975-76-77  
 Moseley, Bill 1973-74-75-76\*  
 Moseley, Don 1982-83-84-85  
 Moses, Terrance 2003  
 Moses, Travis 2004  
 Moss, James 1955-56  
 Moss, John 1985-86-87  
 Moss, Randy 1984-85-86-87\*  
 Mudd, Kent 1978-7980  
 Murphy, Tommy 1976-77-78-79  
 Murphy, Javaris 2009, 2011  
 Murray, Javaris 2009-10-12-13  
 Murray, Jordan 2013-14  
 Myers, Kegan 2010-11-12  
 Myles, Perry 1983-84-85-86

**N**

Naghavi, Eman 2005-06-07-08\*  
 Nagle, Slade 1999-00-01  
 Naquin, Anthony 1975-76-77-78  
 Naquin, Ken 1989-90-91-92\*  
 Narcisse, Joe 2008-10-11-12  
 Navarree, Dee 1948-49-50  
 Nave, Gus 2020  
 Neason, Hezekiah 2020-21-22-23  
 Neck, Pat 1991-92-93  
 Neely, Carroll 1946-47-48-49  
 Nelson, Allen 2005-06-07-08  
 Nelson, Austin 2015-16-18  
 Nelson, Reggie 1995-96-97-98\*  
 Neusetzer, Scott 1982-83  
 Newland, Frankie 1986  
 Newton, Tre 2018-19  
 Nicholas, Kedrick 2001-02-03-04\*  
 Nicko, Gene 1966-67-68-69  
 Nourrcier, Charles 1955-56  
 Novak, Bill 1960-61  
 Nunez, Lupe 1993-94  
 Nutt, Shea 2013-14-15

**O**

O'Bryant, Cory 2023-24  
 O'Haver, Mike 1997-98  
 O'Quinn, Mike 1968-69-70-71

O'Quinn, Zack 2009-10  
 O'Reilly, Art 1964-65-66-67  
 Odom, Robb 1989  
 Ogunson, Ngundjo 1998-00  
 Oledge, Joseph 1987  
 Olivier, Schuyler 2003  
 Orgeron, Cody 2017-18-19-20-21  
 Orgeron, Parker 2016-17-18  
 Ortego, Keith 1981-82-83  
 Ortego, Rick 1975-76-77  
 Oustalet, Darren 1999-00-01-02  
 Ovince, Nesly 2015  
 Owens, Skeet 1991-92-93-94

**P**

Page, Jordan 2008-09-10  
 Papion, Eric 2010  
 Paris, Makhii 2023  
 Parker, Josh 2020-21-22  
 Parker, Troy 1976-77  
 Patin, Cedric 1979-80-81-82  
 Patton, Don 1976-77  
 Payne, Jamari 2014-15  
 Peck, John 1975  
 Peebles, Jan 1976-77-78  
 Peltier, Chuck 1978-79-80  
 Pendarvis, Scott 2001-02-03-04\*  
 Pendland, Toddrick 2006-07-08-09\*  
 Pennington, Austin 2013-14  
 Pere, Tom 1989-90-91-92  
 Perkins, Andre 1995-96-97-98  
 Perron, Bevan 1993-94  
 Perry, Chan 1976-77-78-79  
 Perry, Gerald 1951  
 Person, Jared 2004-05-06  
 Peterson, Cameron 2018-19-20  
 Peterson, David 1982  
 Peterson, Jace 2008-09-10  
 Pettigrew, Thomas 1948  
 Pettigrew, Jamal 2020-21  
 Petty, Thomas 1946-47-48-49  
 Phillips, Edward 1948  
 Phillips, Mike 1966-67  
 Phillips, Ralph 1972-73-74-75  
 Phipps, Billy 1972-73-74  
 Pickens, Sean 1990-91  
 Pickering, Travis 2004  
 Pickett, Pike 2002  
 Pierce, Aaron 1999-00-01  
 Pierce, Kenneth 1986-87-88-89  
 Pierce, Mason 2019-20-21-22  
 Pierce, Mike 1987-88-89-90\*  
 Pilate, Jeremy 2007-08-09-10  
 Pittman, Kavika 1993-94-95  
 Pitts, Donnie 1998-99-00-01  
 Poche, David 1965-66  
 Poirier, Jimmy 1987-88-89-90  
 Polaski, Gerald 1978-79-80  
 Polansky, Matt 2008-09-10  
 Polk, Freddie 1978-79-80  
 Pollard, Dorion 2019-20  
 Pomfret, Ed 1963-64-65  
 Pontigo, Joshua 2024  
 Porche, Norman 1963-64-65-66  
 Porter, Anthony 1997  
 Porter, Tré 2015-16-17-18  
 Posey, Marty 1991-92\*

Potts, Kenneth 1968  
 Pounds, Derrick 1994-95  
 Pousson, Brent 2003-04-05-06\*  
 Pousson, Jimmy 1975-76-77-78  
 Powell, Charles 1968-71  
 Powell, Eric 1997-98-99  
 Powell, Keith 1998-99-00  
 Powers, Mark 1968  
 Pratt, Justin 2016-17-18-19  
 Prejean, Blake 1996-97-98-99  
 Price, Harry 1976-77-78-79  
 Price, Maurquel 2024  
 Price, Roy 1952-53-54  
 Prim, Jacob 2001  
 Prince, Hadley 1999-00-01-02\*  
 Pruitt, Dick 1948-49  
 Purnell, Tim 1976

**Q**

Quayhagen, Josh 2005-06-07-08  
 Quiller, Carl 1993-94-95-96\*  
 Quinlan, Zac 1999-00-01-02

**R**

Raborn, Bailey 2017-18-19-20  
 Raborn, Gunnar 2016-17-18  
 Rachal, Murphy 1978-79-80-81  
 Raggett, Chris 2009-10-11-12  
 Raley, Grant 2004  
 Ramey, Joe 2000-01  
 Raney, Murray 1950  
 Ratcliff, David 1970  
 Ratcliff, Mike 1971-72-73-74  
 Rawlinson, Larry 1971-72\*  
 Raxsdale, Robert 1961-62-63-74  
 Ray, Jay 1948  
 Ray, John 1964  
 Rayson, Greg 1989-90-91\*  
 Reddick, James 2023-24  
 Redmond, Jimmy 1999-00  
 Reed, Mike 1988-89-90  
 Reed, Tyler 2010-11-12  
 Reeves, Chad 1994-95  
 Reeves, David 1981-82-83  
 Reeves, Kurt 2008-09  
 Reeves, Sam 1953  
 Regan, Mike 1959-60-61-62  
 Renfro, Frank 1965  
 Rich, Clarence 1946-57  
 Richard, Irving 1948-49  
 Richard, Jim 1978-79-80  
 Richard, Tommy 1990  
 Richards, Don 1980-81-82-83-84\*  
 Richards, Guy 1948-49-50-51  
 Richards, Ricky 1990-91  
 Richardson, Colby 2018-19-20-21  
 Richey, Kyle 2002-03-04  
 Richter, Casey 2006-08-09  
 Riley, Eddie 1971-72-73-74  
 Riling, Frank 1946-47  
 Robair, Mike 1980  
 Roberts, Eric 1989-90-91  
 Roberts, Ivory 2020-21-22-23  
 Roberts, Ryan 2023  
 Roberts, Tre 2016-17-18  
 Robichaux, Vance 1983-84-85\*  
 Robin, Andrew 2001-02

Robinson, Brandon 2008-09-10-11  
 Robinson, Christian 2017-18  
 Robinson, Pat 1999-00  
 Robiskie, Rayborn 2003  
 Roden, James 1999-00-01  
 Rogers, Eddie 1958  
 Rogers, Holden 2014-15  
 Rogers, Victor 2005-06  
 Rodrigue, Don 1968-69-70-71  
 Ronkartz, Byron 1969-70-71  
 Rollins, Jason 1996  
 Rome, Ryan 2013  
 Romero, Hunter 2011-12-13-14  
 Romero, Jordan 2006  
 Roscoe, Cody 2017-18-19  
 Ross, Lawayne 2016-17-18  
 Ross, Ryan 2014-15-16-18\*  
 Rossitto, Coco 1966-67  
 Rosteet, Danny 1992-93-94-95  
 Rougeau, Clay 1979-80-81-82\*  
 Rougeau, Harold 1949-50  
 Rowe, Robert 1970-71  
 Royal, Chris 2007-08-09-10  
 Royal, Roderick 2002-03  
 Royer, James 1980-81  
 Runte, Jimmy 1947-48  
 Rush, Blayne 1990-91-92-93  
 Russell, George 2007-08-09-10  
 Ryckman, William 2010-11-12-13

**S**

St. Junious, Warren 1999  
 Salley, Richard 1955-56-57  
 Salter, Jack 1952-53  
 Sam, Aaron 2011-12-13-14  
 Sam, Andre 2018-19-20-21  
 Sams, Andrew 2000  
 Sams, B. J. 2000-01-02-03  
 Sams, Daniel 2014-15  
 Samuel, Tahj 2019-20  
 Sanders, Andy 1983  
 Sanders, Aubrey 1960  
 Sanders, Carlos 2023-24  
 Sanders, Dwone 1988-89  
 Sanders, Lance 1987-88-89  
 Sandras, Jim 1957  
 Sanson, Ronnie 1962-63  
 Sarver, Buz 1969-70  
 Sarver, Richard 1951  
 Saucier, Zack 2008-09-10  
 Sauviac, Jason 1994-95  
 Savant, Kyle 2002  
 Savoie, Alec 2009-10-11-12  
 Savoie, Bob 1982-83-84  
 Sawyer, Mitch 2000-01-02  
 Scaife, Don 1957-58-59  
 Schexnayder, James 1955  
 Schroeder, Kevin 1990  
 Schroll, I. E. 1951  
 Schroll, John 1948-49-50-51  
 Schultz, Anthony 2007-08-09-10  
 Schwantes, Jeff 1987-88-89  
 Sciortino, Joe 1948-49  
 Scoby, Irving 1988-89  
 Scott, Brandon 2017  
 Scott, Carlos 2019  
 Scott, Coy 1955-56-57-58\*





# ALL-AMERICANS

## ASSOCIATED PRESS

- 2023 Micah Davey, LB (2nd team)
- 2021 Isaiah Chambers, DE (1st team)
- 2020 Isaiah Chambers, DE (1st team)
- 2018 B.J. Blunt, LB (1st team)
- 2017 Gunnar Raborn, PK (2nd team)
- 2014 Antoine Everett, OL (2nd team)
- 2013 Arinze Agada, OL (2nd team)
- 2009 Toddrick Pendland, TB
- 2008 Toddrick Pendland, TB  
Eman Naghavi, OG
- 2007 Bryan Smith, DE
- 2006 Bryan Smith, DE  
Steven Whitehead, Ret  
Blake Bercegeay, PK
- 2003 Dwight Hudler, OL  
Roderick Royal, LB
- 2002 Hadley Prince, DB  
Roderick Royal, LB  
Jason Davis, C
- 2001 Joe Judge, DB
- 2000 Jake Morrison, DE  
Wes Hines, OT
- 1998 Reggie Nelson, OT  
Charles Ayro, LB
- 1997 Donnie Ashley, KR
- 1996 Zach Bronson, DB
- 1995 Kavika Pittman, DE
- 1994 Ronald Cherry, OL
- 1993 Terry Irving, LB  
Jose Larios, PK
- 1992 Terry Irving, LB
- 1988 Glen Koch, OL
- 1983 Buford Jordan, TB
- 1982 Leonard Smith, DB
- 1981 Rusty Guilbeau, DE
- 1975 James Files, C
- 1974 James Files, OT
- 1972 James Moore, TE  
Larry Rawlinson, LB
- 1969 Glenn Kidder, OG
- 1952 Charles Kuehn, DE

## WALTER CAMP

- 2023 Micah Davey, LB (1st team)
- 2018 B.J. Blunt, LB (1st team)
- 2007 Bryan Smith, DE

- 2006 Steven Whitehead, KR  
Bryan Smith, DE
- 2002 Hadley Prince, DB  
Roderick Royal, LB  
Jason Davis, C
- 2001 Joe Judge, DB
- 1998 Reggie Nelson, OL  
Charles Ayro, LB
- 1997 Chris Fontenot, TE  
Charles Ayro, LB
- 1996 Zach Bronson, DB
- 1995 Kavika Pittman, DE  
Zach Bronson, DB  
Vincent Landrum, LB
- 1994 Ronald Cherry, OL
- 1993 Terry Irving, LB
- 1992 Terry Irving, LB
- 1971 Charles Powell, C

## AFCA

- 2023 Micah Davey, LB (1st team)
- 2021 Isaiah Chambers, DE (1st team)
- 2020 Isaiah Chambers, DE (1st team)
- 2018 B.J. Blunt, LB (1st team)
- 2017 Gunnar Raborn, PK (2nd team)
- 2015 Wallace Scott, S
- 2006 Bryan Smith, DE
- 2003 Roderick Royal, LB
- 2002 Hadley Prince, DB
- 1998 Reggie Nelson, OL  
Charles Ayro, LB
- 1997 Reggie Nelson, OL
- 1996 Zach Bronson, DB
- 1995 Kavika Pittman, DE
- 1994 Ronald Cherry, OL
- 1993 Terry Irving, LB
- 1992 Terry Irving, LB
- 1974 James Files, OL

## STATS PERFORM

- 2024 Jovoni Borbon, LS (3rd team)
- 2023 Micah Davey, LB (2nd team)
- 2021 Isaiah Chambers, DE (1st team)
- 2020 Isaiah Chambers, DE (1st team)
- 2019 Chris Livings, DE (3rd team)
- 2018 B.J. Blunt, LB (1st team)

- 2015 Wallace Scott, S (2nd team)  
Quentin Marsh, OL (3rd team)
- 2014 Antoine Everett, OL (2nd)
- 2013 Arinze Agada, OL (2nd)  
Marcus Wiltz, RB (3rd)  
Guy Morgan, DB (3rd)
- 2011 Darius Carey, PR
- 2008 Eman Naghavi, OG
- 2006 Steven Whitehead, RS  
Bryan Smith, DE  
Blake Bercegeay, PK
- 2003 Dwight Hudler, OL  
Roderick Royal, LB
- 2002 Hadley Prince, DB  
Roderick Royal, LB  
Jason Davis, C
- 2001 Joe Judge, DB
- 2000 Jake Morrison, DE  
Wes Hines, OT
- 1999 Shonz LaFrenz, PK
- 1998 Shonz LaFrenz, PK  
Reggie Nelson, OL  
Charles Ayro, LB
- 1997 Charles Ayro, LB  
Reggie Nelson, OL
- 1995 Kavika Pittman, DE  
Zach Bronson, DB  
Marsh Buice, OL
- 1994 Ronald Cherry, OL
- 1993 Terry Irving, LB
- 1991 Pat Neck, P
- 1990 Mike Pierce, DB

## ESPN/USA TODAY

- 2000 Jake Morrison, DE  
Wes Hines, OT
- 1998 Reggie Nelson, OL  
Charles Ayro, LB  
Shonz LaFrenz, PK
- 1997 Reggie Nelson, OL  
Shonz LaFrenz, PK  
Blair Bradley, DL  
Charles Ayro, LB

**ALL-AMERICANS****PHIL STEELE**

- 2023 Micah Davey, LB (2nd team)  
2007 Bryan Smith, DE

**COLLEGE SPORTING NEWS**

- 2020 Isaiah Chambers, DE (1st team)  
2017 Gunnar Raborn, PK (4th team)

**COLLEGE SPORTS MADNESS**

- 2013 Arinze Agada, OL (3rd team)  
2011 Darius Carey, PR

**DON HANSEN'S FOOTBALL**

- 2006 Bryan Smith, DE  
Blake Bercegeay, PK  
Janelle Juneau, DB  
2002 Roderick Royal, LB\*  
Hadley Prince, DB\*  
Jason Davis, C  
B. J. McNutt, DL  
2001 Joe Judge, DB  
2000 Jake Morrison, DE  
Wes Hines, OT  
1995 Marsh Buice, OL  
1994 Ronald Cherry, OL  
1993 Terry Irving, LB  
1992 Terry Irving, LB  
1991 Terry Irving, LB  
1990 Mike Pierce, DB  
1986 Flip Johnson, WR

\* - player of year at their position

**WILLIAMSON MID-BRACKET**

- 1964 Charles Anastasio, TB  
1963 Darrell Lester, FB  
1960 Lenny Kahn, C

**UNITED PRESS INTERNATIONAL**

- 1961 Tom Sestak, DE

**NAIA**

- 1966 David Poche, T

**BEYOND SPORTS NETWORK**

- 2013 Arinze Agada, OL (2nd team)  
Nic Jacobs, TE (HM)  
Diontae Spencer, WR (HM)  
2011 Darius Carey, PR

**CFPA**

- 2013 Dointae Spencer  
*National All-Purpose Performer of Year*

**HERO SPORTS**

- 2021 Isaiah Chambers, DE (3rd team)  
2020 Isaiah Chambers, DE (1st team)  
2018 B.J. Blunt, LB (2nd team)  
Alex Kjellsten, P (3rd team)

**FCS ATHLETIC DIRECTOR ASSOC.**

- 2021 Isaiah Chambers, DE (1st team)

**ATHLON SPORTS**

- 2021 Isaiah Chambers, DE (1st team)

**BEYOND SPORTS NETWORK**

- 2023 Micah Davey, LB (2nd team)



## ALL-TIME

## ALL-SOUTHLAND, GULF STATES CONFERENCE

**GULF STATES CONFERENCE****1952**

M.K. Woolbert Calvin Billings Gerald Bishop, Jules DeRouen, Charles Keuhn

**1953**

M.K. Woolbert

**1954**

Jesse Castete

**1955**

Jesse Castete

**1956**

Rogers Hampton, Rudie Soileau

**1957**

Rogers Hampton, Gene Gibson, Robert Morris, Dick Salley, Don Tumey

**1959**

Don Breaux, Johnny Fuller, Lenny Kahn, Jimmy Stubbs

**1960**

Don Breaux, Julius Fincke, Lenny Kahn

**1961**

Don Breaux, Don Bossier, Tom Sestak, John Steed

**1962**

Don Bossier, Lou Eschete, Jay Hebert, Darrell Lester

**1963**

Charles Anastasio, Horace Harrington, Darrell Lester, Tommy Thompson, Robert Young

**1964**

Charles Anastasio, Gerald Conner, Lou Eschete, Richard Guillory, Paul Guidry, Jimmy Langley

**1965**

Tony Ber, Lou Eschete, Paul Guidry, Darrell Lester, Felix Simon, Merlin Walet

**1966**

Tony Ber, Dickie Colburn, Luther Herpin, David Poche, Norman Porche

**1967**

Carol Breaux, Dickie Colburn, Earl Gothreaux, Nick Hebert, Charles Landry

**1968**

Carol Breaux, Jim Fleming, Bob Fuhrer, Earl Gothreaux, Nick Hebert, Glenn Kidder, Robert Teston, Richard Vidrine

**1969**

Bob Fuhrer, Larry Grissom, Leonard Holmes, Glenn Kidder

[McNeeseSports.com](http://McNeeseSports.com)

**1970**

Charles Allen, Billy Blakeman, Rocke Fournet, Bob Fuhrer, Larry Grissom, Charles Powell, Ronnie Miller, C.J. Moore, Richard Vidrine

**SOUTHLAND CONFERENCE****1972**

Nathaniel Allen, Enos Hicks, James Moore, Larry Rawlinson

**1973**

Nathaniel Allen, Randy Battaglio, Billy Blakeman, James Files, Mike Ratcliff, Eddie Riley

**1974**

Nathaniel Allen, Chester Clark, Douglas Dutt, James Files, Greg Griffin, Marshall Higginbotham, Johnnie Thibodeaux, Bobby Wilson

**1975**

James Files, Bob Howell, Barry Kimble, Mike McArthur, James Meche, Ralph Phillips

**1976**

Mike Bolt, Doug Fruge, Jim Gonsoulin, Tim Harris, Charles Jefferson, Barry Kimble, Bill Moseley, Jim Pousson, Bobby Wilson

**1977**

Doug Fruge, Charles Jefferson, Terry McFarland, Jim Pousson, Artie Shankle, Claude Smart

**1978**

Richard Ellender, Doug Fruge, Charles Jefferson, Louis Landry, Ray Martin, Artie Shankle, Don Stump

**1979**

Jim Downing, Rusty Guilbeau, Oliver Hadnot, Tim Harris, Tom Murphy, Harry Price, Artie Shankle, Don Stump

**1980**

Daryl Burckel, Clay Carroll, Lonnie Collins, Robert Davenport, Joey Gregory, Rusty Guilbeau, Brett Martin, Ray Martin, Theron McClen-don, Leonard Smith, Stephen Starring, Don Stump

**1981**

Mark Barousse, Bernard Bell, Lonnie Collins, Robert Davenport, Joey Granger, Rusty Guilbeau, Buford Jordan, Brett Martin, Leonard Smith, Stephen Starting, Don Stump

**1982**

Lonnie Collins, Buford Jordan, Brett Martin, Leonard Smith

**1983**

Derrick Battiste, Buford Jordan, Bill Kingrey, Jonathan Mitchell, David Reeves, Tony Whittington

**1984**

Lark Hebert, Simon Jordan, Bill Kingrey, Todd McArthur, Keith Ortego, Don Richard, Ricky Stewart

**1985**

Anthony Fontenot, Brian McZeal, Vance Robichaux

[facebook.com/McNeeseFooball](https://facebook.com/McNeeseFooball)

**1986**

Darrin Andrus, Tony Citizen, Scott Dieterich, Flip Johnson

**1987**

None Selected

**1988**

Glenn Kock, Brian McZeal

**1989**

Tony Citizen, Trent Lee, Jeff Matthews, Mike Pierce, Jimmy Poirier, Jeff Schwantes

**1990**

Kip Texada, Mike Pierce, Eric Roberts

**1991**

Ronald Alexander, Terry Irving, Eric Kidd, Ken Naquin, Pat Neck, Eric Roberts, Blayne Rush

**1992**

Ronald Alexander, Eric Fleming, Lance Guidry, Adam Henry, Terry Irving, Eric Kidd, Marty Posey, Pat Neck, Dana Scott

**1993**

Zach Bronson, Lance Guidry, Adam Henry, Terry Irving, Eric Kidd, Jose Larios, Pat Neck, Blayne Rush, Dana Scott, Michael Warren

**1994**

Zach Bronson, Ronald Cherry, Terence Davis, Paul Durnin, Henry Fields, Damon Gladney, Kerry Joseph, Vincent Landrum, Jose Larios, Kavika Pittman, Chad Reeves

**1995**

Greg Bonvillian, Zach Bronson, Marsh Buice, Terence Davis, Henry Fields, Damon Gladney, Kerry Joseph, Vincent Landrum, Jose Larios, Kavika Pittman, Chad Reeves

**1996**

Zach Bronson, Tim Leger

**1997**

Donnie Ashley, Charlie Ayro, Blair Bradley, Shonz LaFrenz, Reggie Nelson, Blake Prejean

**1998**

Charlie Ayro, Jessie Burton, Tarius Davis, Shonz LaFrenz, Pat Matthews, Reggie Nelson

**1999**

Wayne Cordova, Tarius Davis, Shonz LaFrenz, Pat Matthews, Reggie Nelson

**2000**

Rod Cantu, Wes Hines, Jake Morrison,

**2001**

Brad Archie, Joe Judge

[X.com/McNeeseFB](https://X.com/McNeeseFB)



## ALL-TIME

## ALL-SOUTHLAND CONFERENCE

**2002**

Jason Davis, Ryan Garrison, Jeff Hamilton, Dwight Hudler, John Paul Jones, Vick King, Luke Lawton, John Marino, Jermaine Martin, B.J. McNutt, Scott Pendarvis, Hadley Prince, Roderick Royal, Keith Smith

**2003**

Dwight Hudler, John Paul Jones, Vick King, Luke Lawton, Cody LeBlanc, John Marino, Scott Pendarvis, Roderick Royal, B.J. Sams, Keith Smith, Jerrell Zeno

**2004**

1st Team: Cody LeBlanc, OL  
2nd Team: Chris Thomas, RB

**2005**

1st Team: Blake Bercegeay, PK  
2nd Team: Trey Bennett, LB; Jamelle Juneau, DB; Quinten Lawrence, WR; Brent Pousson, OL; Jonathan Walker, DB; Stephen Whitehead, RS  
Hon. Mention: Anthony Camp, LB; Lawrence Darby, DB; Vaalyn Jackson, DL; Bryan Smith, DL; Chris Thomas, RB; John Vasilakis, OL

**2006**

1st Team: Blake Bercegeay, PK; Carlese Franklin, WR; Kirby Joseph, DL; Jamelle Juneau, DB; Brent Pousson, OL; Bryan Smith, DL; Stephen Whitehead, WR and KR  
2nd Team: Trey Bennett, LB; Eman Naghavi, OL; Jonathan Walker, DB  
Hon. Mention: Stephen Barrett, DB; Lawrence Darby, DB; Robert Hooker, DL; Quinten Lawrence, WR; Jamie Leonard, RB; Allen Nelson, LB

**2007**

1st Team: Trey Bennett, LB; Carlese Franklin, WR; Vaalyn Jackson, DL; Eman Naghavi, OL; Allen Nelson, LB; Bryan Smith, DL; Jonathan Walker, DB  
2nd Team: Derrick Fourroux, QB; Lance Fremin, OL; Jordy Johnson, FB; Kody Knox, DB; Quinten Lawrence, WR; Kyle Link, OL; Kenneth Lundy, DL  
Hon. Mention: Marcus Brown, DB; Kris Bush, RB; Brant Linde, DB

**2008**

1st Team: Vaalyn Jackson, DL; Kyle Link, OL; Eman Naghavi, OL; Allen Nelson, LB; Toddric Pendland, RB  
2nd Team: Lance Fremin, OL; Jeremy Haynes, DB; Wes Mangan, TE; Stephen Whitehead, WR  
Hon. Mention: Kenton Alleyne, DL; Derrick Fourroux, QB; Darrell Jenkins, DB; Deron Minor, LB

**2009**

1st Team: Malcolm Bronson, DB; Derrick Fourroux, QB; Darrell Jenkins, DB; Desmond Lighten, DL; Wes Mangan, TE; Toddric Pendland, RB; Casey Richter, OL  
2nd Team: Miguel Gauthreaux, OL; Geremy Pilate, LB; Seth Thomas, DB  
Hon. Mention: Brandon Broussard, FB; Corday Clark, TE; Josh Ellison, DL; Terrance Freeman, DL

**2010**

1st Team: Andre Anderson, RB; Malcolm Bronson, DB; Corday Clark, TE; Miguel Gauthreaux, OL; Josh Lewis, PK; Desmond Lighten, DL  
2nd Team: Josh Ellison, DL; Darrell Jenkins, DB; Drew Johnston, FB  
Hon. Mention: Jonathan Landry, OL; Deron Minor, LB; Alec Savoie, OL; Seth Thomas, DB

**2011**

1st Team: Andre Anderson, RB; Malcolm Bronson, DB; Darrell Jenkins, DB; Desmond Lighten, DL; Alec Savoie, OL  
Hon. Mention: Arinze Agada, OL; Darius Carey, WR; Jonathan Landry, OL; Joe Narcisse, LB; Pat Williams, DL

**2012**

1st Team: Arinze Agada, OL  
2nd Team: Terence Cahee, DB; Darius Carey, WR and PR; Everett Ellefsen, DL; Taylor Johnson, OL; Joe Narcisse, LB; Alec Savoie, OL; Marcus Wiltz, RB  
Hon. Mention: Carson Chaisson, OL; Jonathan Landry, OL; Guy Morgan, DB; Ford Smesny, DB; Pat Williams, DL

**2013**

1st Team: Arinze Agada, OL; Everett Ellefsen, DL; Antoine Everett, OL; Nic Jacobs, TE; Guy Morgan, DB; Diontae Spencer, WR; Marcus Wiltz, RB  
2nd Team: Bo Brown, LB; Ryan Rome, PK; Aaron Sam, DB; Diontae Spencer, KR

**2014**

1st Team: Kevin Dorn, DL; Antoine Everett, OL; Aaron Sam, DB  
2nd Team: Bo Brown, LB; Quentin Marsh, OL; Wallace Scott, LB; Brent Spikes, DB  
Hon. Mention: Everett Ellefsen, DL; Brian Hine, DL; Gabe Hamner, DB; Dominique Hill, DB; Jereon McGilveray, WR

**2015**

1st Team: Jean Breaux, P; Bo Brown, LB; Isaiah Golden, DL; Quentin Marsh, OL; Wallace Scott, DB  
2nd Team: Ashari Goins, LB; Zach Hetrick, TE; Dominique Hill, DB; Ben Jones, OL; Ryan Ross, RB; Daniel Sams, QB; Kent Shelby, WR; Cameron Smith, DL  
Hon. Mention: Nick Gorman, OL; Jammerio Gross-Whitaker, DL; Brent Spikes, DB

**2016**

1st Team: Khalil Thomas, KR  
2nd Team: Darius Crawley, WR; Andre Fuller, S; Jammerio Gross-Whitaker, DL; Zach Hetrick, TE  
Hon. Mention: Chris Livings, DL

**2017**

1st Team: David Hamm, RB; Dominique Hill, DB; Gunnar Raborn, PK; Lawayne Ross, TE  
2nd Team: Andy Dodd, OL; Ashari Goins, LB  
Hon. Mention: Jammerio Gross-Whitaker, DL; Justin Pratt, RB; Kent Shelby, WR

**2018**

1st Team: B.J. Blunt, LB; Colby Burton, DB; Alex Kjellsten, P  
2nd Team: Grant Burguillos, OL; Chris Livings, DL  
Hon. Mention: Gunnar Raborn, PK; Cody Roscoe, DL; Cyron Sutton, WR

**2019**

1st Team: Darion Dunn, DB; Chris Livings, DL  
2nd Team: Grant Burguillos, OL; Cory McCoy, DB; Cyron Sutton, WR and PR  
3rd Team: Justin Pratt, RB; Bailey Raborn, P; Cody Roscoe, DL

**2020**

1st Team: Isaiah Chambers, DE; Andre Sam, DB  
2nd Team: Mason Kinsey, DE; Chris Joyce, DB  
3rd Team: Josh Matthews, WR

**2021**

1st Team: Isaiah Chambers, DE; Mason Kinsey, DE; Kordell Williams, LB; Andre Sam, DB; Caron Coleman, OL  
2nd Team: Deonta McMahon, RB; Accord Green, DL; Corione Harris, DB; Jarius Wallace, DB; Mason Pierce, PR  
Hon. Mention: Stephen Huderson, RB; Jamal Pettigrew, TE; Colby Richardson, DB; Mason Pierce, KR

**2022**

1st Team: Deonta McMahon, RB; Calvin Barkat, OL; Garrison Smith, PK; Masry Mapieu, DL; Kordell Williams, LB  
2nd Team: Carron Coleman, OL; Tyler Barnes, DB; Deonta McMahon, KR

**2023**

1st Team: Micah Davey, LB  
2nd Team: Jon McCall, WR; Cole Leclair, OL

**2024**

1st Team: Cole Leclair, OL; Jovoni Borbon, LS; Finn Lappin, P  
2nd Team: Joshon Barbie, RB; Micah Davey, LB



ALL-TIME

ALL-LOUISIANA SELECTIONS

PLAYER, POSITION	YEAR(S)	PLAYER, POSITION	YEAR(S)	PLAYER, POSITION	YEAR(S)
James Files, OL	1973, 74, 75	Pat Matthews, TE	1999	Wallace Scott, DB	2015
Mike Bolt, OL	1976	Wes Hines, OL	2000	Jean Breaux, P	2015
Charles Jefferson, DB	1976	Jake Morrison, DE	2000	Ben Jones, OL	2015
Doug Fruge, LB	1976	Joe Judge, DB	2001	Zach Hetrick, TE	2015
Louis Landry, TE	1978	Jerry Evans, DL	2001	Bo Brown, LB	2015
Don Stump, P/PK	1978, 79	Brad Archie, LB	2001	Jammerio Gross-Whitaker, DL (2nd team)	2016
Artie Shankle, RB	1979	Roderick Royal, LB	2002, 03	Khalil Thomas, KR (2nd team)	2016
Ray Martin, OL	1979	Jeff Hamilton, TE	2001, 02	Lawayne Ross, TE (1st team)	2017
Tim Harris, DB	1979	Jason Davis, OL	2002	Dominique Hill, DB (2nd team)	2017
Theron McClendon, RB	1980	Ryan Garrison, LB	2002	Gunnar Raborn, PK (2nd team)	2017
Lonnie Collins, OL	1980, 81, 82	Hadley Prince, DB	2001, 02	Kent Shelby, WR (hon. mention)	2017
Leonard Smith, DB	1981, 82	Keith Smith, DB	2003	David Hamm, RB (hon. mention)	2017
Buford Jordan, RB	1981, 82, 83	Dwight Hudler, OL	2002, 03	B.J. Blunt, LB (1st team)	2018
Derrick Batiste, DB	1983	Vick King, RB	2002, 03	Grant Burquillos, OL (2nd team)	2018
Keith Ortego, WR	1984	John Paul Jones, DL	2002, 03	Chris Livings, DL (2nd team)	2018
Simon Jordan, RB	1984	Steven Whitehead, WR	2006	Colby Burton, DB (2nd team)	2018
Flip Johnson, WR	1986	Blake Bercegeay, PK	2006	Alex Kjellsten, P (2nd team)	2018
Tony Citizen, RB	1986, 89	Jamelle Juneau, DB	2006	Chris Livings, DE (1st team)	2019
Glenn Kock, OL	1988	Allen Nelson, LB	2006, 07, 08	Cyron Sutton, RS (2nd team)	2019
Mike Pierce, DB	1990	Brent Pousson, OL	2006	Cyron Sutton, WR (hon. mention)	2019
Eric Roberts, PK	1991	Bryan Smith, DL	2006, 07	Cody Roscoe, DL (hon. mention)	2019
Pat Neck, P	1991, 93	Carlese Franklin, WR	2007	Darion Dunn, DB (hon. mention)	2019
Terry Irving, LB	1992, 93	Vaalyn Jackson, DL	2007	Bailey Raborn, P (hon. mention)	2019
Marty Posey, OL	1992	Trey Bennett, LB	2007	Isaiah Chambers, DE (1st team)	2020
Jose Larios, PK	1992, 93	Eman Naghavi, OL	2007, 08	Andre Sam, DB (2nd team)	2020
Dana Scott, DE	1992, 93, 94	Derrick Fourroux, QB	2009	Mason Kinsey, DE (2nd team)	2020
Eric Kidd, DL	1992, 93	Toddrick Pendland, RB	2009	Isaiah Chambers, DE (1st team)	2021
Zach Bronson, DB	1993, 94, 95, 96	Casey Richter, OL	2009	Mason Kinsey, DE (1st team)	2021
Blayne Rush, OL	1993	Desmund Lighten, DL	2009, 10, 11	Caron Coleman, OL (2nd team)	2021
Adam Henry, WR	1993	Malcolm Bronson, DB	2009, 10, 11	Kordell Williams, LB (2nd team)	2021
Lance Guidry, DB	1993	Miguel Gauthreaux, OL	2010	Andre Sam, DB (2nd team)	2021
Ronald Cherry, OL	1994	Josh Lewis, PK	2010	Mason Pierce, RS (2nd team)	2021
Vincent Landrum, LB	1994	Alec Savoie, OL	2011	Micah Davey, LB (1st team)	2023
Kerry Joseph, QB	1994, 95	Arinze Agada, OL	2012, 13	Cole Leclair, OL (2nd team)	2023
Henry Fields, RB	1993, 95	Marcus Wiltz, RB	2012, 13	Finn Lappin, P (1st team)	2024
Marsh Buice, OL	1995	Everett Ellefsen, DL	2012, 13	Cole Leclair, OL (2nd team)	2024
Kavika Pittman, DE	1994, 95	Terence Cahee, DB	2012	Joshon Barbie, RB (2nd team)	2024
Greg Bonvillain, DL	1995	Guy Morgan, DB	2013	Yusef Leak, DB (2nd team)	2024
Chad Reeves, LB	1995	Nic Jacobs, TE	2013		
Reggie Nelson, OL	1997, 98, 99	Antoine Everett, OL	2013, 14		
Charlie Ayro, LB	1997, 98	Kevin Dorn, DL	2014		
Blair Bradley, DE	1997, 98	Aaron Sam, DB	2014		
Shonz LaFrenz, PK	1998, 99	Quentin Marsh, OL	2015		
Jessie Burton, RB	1998	Isaiah Golden, DL	2015		



## ANNUAL

**CONFERENCE, LOUISIANA AWARDS****GSC COACH OF THE YEAR**

1957..... Les DeVall  
 1961..... Les DeVall  
 1963..... Les DeVall  
 1967..... Jim Clark

**SLC COACH OF THE YEAR**

1976..... Jack Doland  
 1979..... Ernie Duplechin  
 1990..... Bobby Keasler  
 1991..... Bobby Keasler  
 1993..... Bobby Keasler  
 1995..... Bobby Keasler  
 1997..... Bobby Keasler  
 2003..... Tommy Tate  
 2006..... Matt Viator  
 2007..... Matt Viator  
 2015..... Matt Viator

**SLC PLAYER OF THE YEAR**

1995..... Kerry Joesph, Quarterback  
 2002..... Hadley Prince, Defensive Back  
 2003..... B.J. Sams, Wide Receiver/RS  
 2006..... Steven Whitehead, Wide Receiver  
 2007..... Bryan Smith, Defensive Line  
 2009..... Derrick Fourroux, Quarterback

**SLC OFFENSIVE PLAYER OF THE YEAR**

1980..... Stephen Starring, Quarterback  
 1981..... Buford Jordan, Running Back  
 2002..... Vick King, Running Back  
 2003..... Vick King, Running Back  
 2008..... Toddrick Pendland, Running Back  
 2013..... Cody Stroud, Quarterback  
 2022..... Deonta McMahon, Running Back

**SLC DEFENSIVE PLAYER OF THE YEAR**

1980..... Daryl Burckel, Linebacker  
 1982..... Rusty Guilbeau, Defensive Line  
 1982..... Leonard Smith, Defensive Back  
 1990..... Mike Smith, Defensive Back  
 1992..... Terry Irving, Linebacker  
 1993..... Terry Irving, Linebacker  
 1994..... Vincent Landrum, Linebacker  
 1995..... Kavika Pittman, Defensive End  
 1998..... Charlie Ayro, Linebacker  
 2001..... Joe Judge, Defensive Back  
 2008..... Bryan Smith, Defensive Line  
 2015..... Wallace Scott, Defensive Back  
 2018..... B.J. Blunt, Linebacker  
 2019..... Chris Livings, Defensive End  
 2020..... Isaiah Chambers, Edge  
 2021..... Isaiah Chambers, Edge

**SLC OFFENSIVE LINEMAN OF THE YEAR**

2013..... Arinze Agada

**SLC FRESHMAN OF THE YEAR**

1980..... Buford Jordan, Running Back  
 1981..... Joey Granger, Linebacker  
 1985..... Brian McZeal, Running Back  
 1989..... Ken Naquin, Defensive Line  
 1991..... Eric Acheson, Quarterback  
 1992..... Kerry Joseph, Quarterback  
 1993..... Zach Bronson, Defensive Back  
 1998..... Jessie Burton, Running Back  
 2005..... Blake Bercegeay, Place Kicker  
 2006..... Derrick Fourroux, Quarterback  
 2008..... Malcolm Bronson, Defensive Back

**SLC NEWCOMER OF THE YEAR**

1994..... Chad Reeves, Linebacker  
 2002..... Roderick Royal, Linebacker  
 2010..... Andre Anderson, Running Back  
 2016..... James Tabary, Quarterback

**LA DEFENSIVE PLAYER OF THE YEAR**

1981..... Rusty Guilbeau, Defensive Line  
 1982..... Leonard Smith, Defensive Back  
 1992..... Terry Irving, Linebacker  
 1993..... Terry Irving, Linebacker  
 1995..... Kavika Pittman, Defensive End  
 2015..... Wallace Scott, Defensive Back  
 2020..... Isaiah Chambers, Edge

**LA OFFENSIVE PLAYER OF THE YEAR**

1983..... Buford Jordan, Running Back  
 1995..... Kerry Joseph, Quarterback  
 2009..... Derrick Fourroux, Quarterback

**LA FRESHMAN OF THE YEAR**

1998..... Jessie Burton, Running Back  
 2006..... Derrick Fourroux, Quarterback

**LA NEWCOMER OF THE YEAR**

2002..... Roderick Royal, Linebacker  
 2009..... Malcolm Bronson, Defensive Back  
 2016..... James Tabary, Quarterback

**LA COACH OF THE YEAR**

1971..... Jack Doland  
 1976..... Jack Doland  
 1979..... Ernie Duplechin  
 1980..... Ernie Duplechin  
 1991..... Bobby Keasler  
 1994..... Bobby Keasler  
 1995..... Bobby Keasler  
 2002..... Tommy Tate  
 2006..... Matt Viator  
 2015..... Matt Viator



NATIONAL AND CONFERENCE

ACADEMIC HONORS

CSC ACADEMIC ALL-AMERICA

*Selected by the membership of the College Sports Information Directors of America.*

First-Team Selections

- Jim Downing, OL ..... 1978, 79
- David Easterling, DB ..... 1990
- Wes Hines, OL ..... 2000
- Hadley Prince, DB ..... 2002

Second-Team Selections

- Richard Vidrine, LB ..... 1970
- Randy Battaglio, LB ..... 1973
- Sean Judge, LB ..... 1991
- Dana Scott, DL ..... 1994
- Wes Hines, OL ..... 1999
- Hadley Prince, DB ..... 2001
- Brant Linde, DB ..... 2007

FCS ADA ACADEMIC ALL-AMERICA

- Wes Hines, OL ..... 1998, 99, 00
- Hadley Prince, DB ..... 2000, 01, 02
- Brant Linde, DB ..... 2008
- Ben Bourgeois, P ..... 2010, 11
- Arinze Agada, OL ..... 2013
- Isaiah Chambers, DE ..... 2021

NFF HAMPSHIRE HONOR SOCIETY

- Ben Bourgeois, P ..... 2011, 12

CSC ACADEMIC ALL-DISTRICT

- Richard Vidrine, LB ..... 1970
- Randy Battaglio, LB ..... 1973
- Jim Downing, OL ..... 1978, 79
- David Easterling, DB ..... 1990
- Sean Judge, LB ..... 1991
- Matt Fontenot, DB ..... 1993
- Dana Scott, DL ..... 1993, 94
- Wes Hines, OL ..... 1999, 00
- Hadley Prince, DB ..... 2001, 02
- Brant Linde, DB ..... 2007
- Ben Bourgeois, P ..... 2010, 11
- Eric LeBlanc, DL ..... 2011
- Isaiah Chambers, DE ..... 2020-21

SOUTHLAND CONFERENCE ALL-ACADEMIC

- Abe Abdmoulaie ..... 1999
- Ben Duhon ..... 1999
- Wes Hines ..... 1999, 00
- Ronnie McZeal ..... 1999
- Darren Oustalet ..... 1999, 00, 02
- Michael Allen ..... 2000
- Charles Hebert ..... 2000
- Hadley Prince ..... 2000, 01, 02
- Marcus Trahan ..... 2001, 02
- Michael Swansey ..... 2002, 03
- Roy Farias ..... 2002, 03
- Scott Pendarvis ..... 2003, 04
- Ryan Thompson ..... 2003, 04
- Cedric Lars ..... 2003
- Jason Cook ..... 2003
- Kyle Richey ..... 2003, 04
- Brent Pousson ..... 2004, 05, 06
- Jared Person ..... 2005, 06
- Brant Linde ..... 2005, 06, 07, 08
- David Ballard ..... 2006, 07, 08
- Kyle Link ..... 2006
- Mark Fontenot ..... 2007
- Eman Naghavi ..... 2007, 08
- Derrick Fourroux ..... 2009
- Richard Conner ..... 2009
- Desmund Lighten ..... 2009
- Matt Kreamer ..... 2009
- Jace Peterson ..... 2009

- Ben Bourgeois ..... 2010, 11
- Wes Briscoe ..... 2011
- Eric LeBlanc ..... 2011, 12
- Alec Savoie ..... 2011, 12
- Arinze Agada ..... 2012, 13
- Bo Brown ..... 2013
- Guy Morgan ..... 2013
- Mason Martin ..... 2014
- Bo Brown ..... 2015
- Jake Grode ..... 2016
- Jalen Bowers ..... 2017
- Alex Kjellsten, P ..... 2018
- Gunnar Raborn, PK ..... 2018
- Chris Livings, DE ..... 2019
- Isaiah Chambers, DE ..... 2020
- Isaiah Chambers, DE ..... 2021
- Cody Orgeron, QB ..... 2021
- Calvan Barkat, OL ..... 2021
- Kordell Williams, LB ..... 2021
- Calvin Barkat, OL ..... 2022
- Trey Vondenstein, LS ..... 2022
- Mason Kinsey, DL ..... 2022
- Kordell Williams, LB ..... 2022
- D'Angelo Durham, RB ..... 2023
- Hayes Creel, OL ..... 2023
- Trey Vondenstein, LS ..... 2023
- Earenest Grayson, DL ..... 2023
- Brayden Adams, LB ..... 2023
- Finn Lappin, P ..... 2024
- Boogsie Silvera, DB ..... 2024

SLC STUDENT-ATHLETE OF THE YEAR

- Chris Livings, DE ..... 2019
- Isaiah Chambers, DE ..... 2020
- Isaiah Chambers, DE ..... 2021