



19 CONFERENCE CHAMPIONSHIPS
 11 BLACK NATIONAL CHAMPIONSHIPS
 8 SWAC WESTERN DIVISION TITLES

www.goJagSports.com | @SouthernUSports | Contact: Willie D. Scott (225) 235-8489 | willie.scott01@sus.edu

Southern University

vs.

McNeese State University

- August 31, 2024 | 7 PM
- Lake Charles, LA
- Cowboys Stadium
- (17,610)



Record 0-0(0-0 SWAC)	Record0-1(0-0 Southland)
RankingNR	RankingNR
Last Game.....11/26/23 won vs GSU 22-17	Last Game.....8/24/24 won vs TSU, 24-23
Coach.....Terrence Graves	CoachGary Goff
Record at SU 1-0	Record at MCN.....4-17

THE ALL-TIME SERIES

- McNeese State leads the series 3-0 over Southern.

BY THE NUMBERS

53

There are 53 Louisiana natives on the roster for SU this year.

3


This is the third meeting between the two teams.

JAGUARS/S PREVIEW

- Southern University (0-0,0-0) will face Alcorn State University (0-1,0-0) on Saturday, August 31st at 7 PM inside Cowboys Stadium. Game will aired live on Jaguars Radio on KQXL 106.5 and streamed live on ESPN Plus.

NOTES

- The Jaguar defense returned seven starters from a year ago. The Jags were ranked in the top five in four different categories in the conference.
- Kendric Ryhmes is coming off a great season ending performance, where he rushed for 111 yards and two touchdowns. That performance earned him the 50th Bayou Classic MVP trophy.



2023 SCHEDULE

8/31	at McNeese State	7PM
9/7	Savannah State	6PM
9/14	at Jackson State	6PM
8/21	at Prairie View A&M	6PM
10/5	Nicholls	6PM
10/12	at Texas Southern	6PM
10/19	Alcorn State (HC)	6PM
10/26	at Florida A&M	6PM
11/2	at Alabama A&M	2PM
11/9	Bethune-Cookman	2PM
11/16	Arkansas Pine Bluff	2PM
11/30	Grambling (Bayou Classic)	1PM

ON THE AIR

TV: ESPN Networks

Play by Play -

Color Analyst -

Radio: KQXL 106.5

Play by play - Chris Powers

Color Analyst -Pete Richardson

Sideline Reporter -



FOOTBALL QUICK FACTS

RETURNING STARTERS (OFFENSE)

NO	NAME	POS	HT	WT	YR	HOMETOWN / PREVIOUS SCHOOL
2	Tyler Kirkwood	WR	6-1	190	Jr.	New Orleans, LA Holy Cross HS
4	Darren Morris	WR	6-2	176	Jr.	Baton Rouge, LA Southern Lab
5	Dupree Fuller	TE	6-4	242	SR	Roseda, CA
6	Kendric Rhymes	RB	6-0	185	Sr.	Houston, TX Heights HS
9	Kobe Dillon	RB	6-2	200	Sr.	Ferriday, LA Ferriday HS
19	Chandler Whitfield	WR	5-10	170	Jr.	Zachary, LA Zachary HS
55	Joshua Trask	OL	6-4	288	Sr	Natchez, MS
72	Cameron Foster	OL	6-4	315	Jr.	Shreveport, LA McNeese State

RETURNING STARTERS (DEFENSIVE)

NO	NAME	POS	HT	WT	YR	HOMETOWN / PREVIOUS SCHOOL
0	Rodney Johnson	CB	6-2	200	Sr.	New Orleans, LA Stephen F. Austin
1	Ckelby Givens	DE	6-2	230	So.	Shreveport, LA Captain Shreve HS
2	Horacio Johnson	S	6-0	195	Jr.	Miami, FL Booker T. Washington HS
5	Derrick Williams	LB	6-0	210	Jr.	Miami, FL Miami Central HS
54	Davin Cotton	DL	6-3	285	Sr.	Shreveport, LA LSU
93	Willie Miles	DL	5-9	350	Sr.	Baton Rouge, LA Scotlandville HS

RETURNING STARTERS (SPECIALISTS)

NO	NAME	POS	HT	WT	YR	HOMETOWN / PREVIOUS SCHOOL
39	Braxton Blackwell	LS	5-10	190	Jr.	Gulfport, MS Western Kentucky
45	Josh Griffin	K	6-2	180	Jr.	Vicksburg, MS Warren Central HS

2022 SCHEDULE / RESULTS

Date	Opponent	Result
9.3	FLORIDA MEMORIAL	W, 86-0
9.10	at LSU	L, 65-17
9.17	at Texas Southern	L, 24-0
10.1	ARKANSAS PINE BLUFF	W, 59-3
10.8	at Prairie View	W, 45-13
10.15	at Arkansas Pine Bluff	W, 34-7
10.22	Prairie View A&M	L, 48-21
10.29	at Jackson State	L, 35-0
11.5	Florida A&M	L, 29-17
11.12	Mississippi Valley	W, 27-7
11.26	at Grambling	W, 34-17

RETURNING LEADERS (OFFENSE)

RUSHING	Att	Yds	TD
Kendric Rhymes	121	996	9

PASSING	C-A-I	Yds	TD
Noah Bodden	22-45-2	388	1

RECEIVING	Rec	Yds	TD
Chandler Whitfield	17	359	4
Darren Morris	11	247	2

2023 SCHEDULE / RESULTS

Date	Opponent	Result
9.2	at Alabama State	L, 14-10
9.9	JACKSON STATE	L, 14-27
9.16	ALABAMA A&M	W, 20-10
9.30	at Arkansas Pine Bluff	W, 27-0
10.7	FLORIDA A&M	L, 19-26
10.14	LINCOLN (HC)	W, 45-18
10.21	at Bethune-Cookman	W, 28-18
10.28	TEXAS SOUTHERN	W, 23-17
11.4	at Alcorn State	L, 21-44
11.11	PRAIRIE VIEW A&M	L, 21-27
11.25	at Grambling State	W, 27-22

RETURNING LEADERS (DEFENSE)

TACKLES	Solo	Asst	Total
Derrick Williams	32	35	67
Ckelby Givens	29	32	61
Horacio Johnson	41	18	59

SACKS	No	Yds
Ckelby Givens	7	23
Joshua Tate	2	20

TACKLES FOR LOSS	No	Yds
Ckelby Givens	21	83
Willie Miles	4	14
Derrick Williams	4	12

INT	No	Yds	TD
Joshua Tate	1	16	0
Horacio Johnson	1	12	0

UNIVERSITY INFORMATION

QUICK FACTS	
Location	Baton Rouge, LA
Founded	1880
Enrollment	7,091
Nickname	Jaguars
Colors	Columbia Blue & Gold
Conference	Southwestern Athletic (SWAC)
Affiliation	NCAA Division I
Chancellor	John Pierre
Athletic Director	Roman Banks
CFO SWA	Lashonda Sturgus-Grant
Faculty Athletic Representative	Tanginika Johnson
Office Phone	225-771-349
Fax	(225) 771-2721
Website	gojagsports.com

SPORTS INFORMATION STAFF	
Deputy AD	Rodney Kirschner
Office	(225) 771-5609
Email	rodney_kirschner@subr.edu

SID M. R.	Willie D. Scott
Office	(225) 771-3495
Email	willie.scott01@sus.edu

COACHING STAFF	
Head Coach	Terrence Graves
Alma Mater	Winston Salem (1994)
Record at Southern	1-0
Offensive Coordinator	Mark Frederick
Defensive Coordinator	Henry Miller
Quarterbacks	Willie Totten
Offensive Line	Damon Nivens
Tight Ends	Fred McNair
Wide Receivers	Quentin Burrell
Tight Ends	Henry Bailey Jr.
Special Teams Coordinator	Everett Todd
Safeties	Sean Wallace
Defensive Line	Demarcus Miller
Linebackers	Chris Scott

SUPPORT STAFF	
Director of Football Operation	
Recruiting Coordinator	
Travel Coordinator	Candace Donaldson
Video Coordinator	Noreal Townsend
Lead FB Trainer	Dr. Jessica Robinson
Strength and Conditioning	Randall Moore
Sports Information	Willie D. Scott
Equipment Director	Theo Major
Front Office Administrator	Mandy Mckinsey
Photographer	Garrett Edgerson

TEAM INFORMATION	
2023 Record	5-5
Conference Record	5-3
Conference Finish	3rd in the West
Postseason	None
Final National Ranking	None
Starters Returning / Lost	17 / 7
All-Time Record	562-346-28 (.617)
First Year of Football	1916 (104 seasons)
Conference Championships	19



MEDIA SERVICES

STRATEGIC COMMUNICATIONS

The Southern University Strategic Communications Office is ready to assist you in every way possible to make the experience of covering SU Athletics productive and rewarding. For this reason, we have developed policies and procedures which will require cooperation on the part of the media. Not complying with these policies will result in the refusal of credentials/access.

INTERVIEW POLICIES

ALL interviews must be coordinated through the Southern University Strategic Communications Office and must be requested at least two days (48 hours) in advance. Player or coach interviews should be requested through the media contact for each sport. Team locker rooms and the training room is off limits to media representatives at all times. Media may not contact current student-athletes directly under any circumstances.

OFFICE LOCATION

The Southern University Strategic Communications Office is located on the First Floor of FG Clark Activity Center Romm A-108 B. Regular office hours are 9 a.m.-5 p.m., Monday-Friday. The main office phone number 225.771.3495.

WEEKLY PRESS OPPORTUNITY

Southern head coach Terrence Graves and selected players will meet with the media each Tuesday at 12 p.m. during the season. Request for specific players should be made to the Strategic Communications Office on Sunday afternoon prior to the press opportunity.

INTERVIEWS

All interview request for coach Terrence Graves, any Southern assistant coaches and players must be coordinated through the Strategic Communications Office.

Players are available for interviews, either in person or on the phone, before or after practice Sunday through Thursday. In order to arrange for player interviews, please provide 24 hours notice to the Strategic Communications Office. Player Interviews may be conducted in the SU Field House or in the Strategic Communications Office. The Southern training room, football locker room, weight room and meeting rooms are off-limits to the media. Your cooperation is appreciated.

For telephone interviews, the student-athlete will be placed on a three-way call at a mutually-agreed upon time. Phone numbers of student-athletes will not be made available to the media.

For interviews with head coach Terrence Graves and/or Southern assistant coaches, please contact the Strategic Communications Office. The best time for coach Terrence Graves to conduct interviews is weekday mornings.

WEBSITE

Updated statistics, game recaps, weekly and daily releases, player and coaches' bios, historical, broadcast and ticket information can be found on the official Southern University Athletic Website at www.gojagsports.com. Media outlets are encouraged to check the website regularly for the latest athletics news.

VIDEO SERVICES

Requests for video footage of Southern University football should be made to the Strategic Communications Office. They will work with the Southern video coordinator and his staff to fill specific requests. Please allow a minimum of three days lead time for video requests.

ACCESSING INFORMATION

In addition to the Southern University Athletics website (www.gojagsports.com), the latest news, weekly releases, updated depth charts, rosters and season and single game statistics can be sent on a daily or weekly basis via e-mail. Contact the Strategic Communications office to request to be added to the football e-mail list.

CREDENTIAL REQUESTS

All requests for media, radio, television, photography, scouting and parking credentials for the 20120 Southern University Football season, or for any individual game, should be made in writing, on company letterhead or via e-mail (company name in address), to the Strategic Communications office. Requests should be made at least one week prior to the game. Individual game credentials will not be mailed, but can be picked up in the Sports Information Office the week of the game. Credentials will not be given out in the SID Office on game day.

WILL CALL

Any media credentials not picked up during the week a will be available at A.W. Mumford Press Box from 12PM - 1 PM.

PRESS BOX SERVICES

The press box, located on west side of A.W. Mumford Stadium and opens three hours prior to game time.

Meals will be served in the press box at halftime. Sodas and water will be available throughout the game.

Game notes, programs, a flip card and statistics will be provided prior to the game. Play-by-play and quick statistics, final team, individual and defensive statistics, drive charts and coaches' quotes also will be provided. Complete sets of information will be available approximately 20 minutes after the game.

POST GAME INTERVIEWS

Southern head coach Terrence Graves and requested players will be available in the post game interview approximately 10 minutes after the game. Southern post-game interviews will take place in the Southern University Weight Room.



DIRECTIONS

From New Orleans, LA and South Baton Rouge, LA
Head West on I-10 W 54.1 mi/48 mins
Take exit 155B to merge onto I-110 N toward Downtown/Metro Airport 6.3 mi/7 mins
Take exit 6 for LA-408 W toward Metro Airport/Southern University 0.6 mi/2mins
Turn left at Harding Blvd/LA-408 W 2.1 mi/6mins
Harding Blvd/LA-408 W turns slightly right and becomes College Drive 0.2 mi
Turn right at Roosevelt Steptoe Ave 0.2 mi

From Houston, TX and West Baton Rouge, LA
Head East on I-10 E (Entering Louisiana) (283 mi/3 hours 59 mins)
Take exit 155B on the left to merge onto I-110 N toward Business (6.3 mi/7 mins)
District/Metro Airport
Take exit 6 for LA-408 W toward Metro Airport/Southern University (0.6 mi/2 mins)
Turn left at Harding Blvd/LA-408 W (2.1 mi/6 mins)
Harding Blvd/LA-408 W turns slightly right and becomes College Drive (0.2 mi)
Turn right at Roosevelt Steptoe Ave (0.2 mi)

From Shreveport, LA and North Baton Rouge, LA
1. Head South on I-49 S (178 mi/2 hours 35 mins)
Take exit 19 for US-190 E toward Baton Rouge (0.6 mi/1 min)
Turn left at US-190 E (54.7 mi/1 hour 13 mins)
Take the exit toward New Orleans (0.2 mi)
Sharp left at Scenci Hwy (1.0 mi/3 mins)
Turn left at Scenic Hwy (1.0 mi/3mins)
Harding Blvd/A-408 turns slightly right and becomes College Drive (0.2 mi)
Turn right at Roosevelt Steptoe Ave (0.2 mi)

STRATEGIC COMMUNICATIONS

Deputy AD Rodney Kirschner
Office (225) 771-5609
Email rodney_kirschner@subr.edu

Assoc. Dir. Strategic Comms./M.R. Willie D. Scott
Office (225) 771-3495
Email willie.scott01@sus.edu



WEEK ONE

MEDIA INFORMATION

Sunday	Monday	Tuesday	Wednesday	Thursday	Friday	Saturday
Access CLOSED	Access OFF SWAC Teleconference 10a - Noon (CT) Graves at 11:35	Access OPEN Weekly Press Confer- ence -12:30 Practice - 3:30p-5:30p	Access OPEN Practice - 3:30p-5:30p	Access CLOSED Practice - 3:30p-5:30p	Access CLOSED WALKTHROUGH	GAMEDAY

ATHLETIC MEDIA

- **Print/TV/Radio/Online Media:** One season pass will be issued to individuals, identified by the news organization, that cover Southern University on a regular basis. Please send media requests to the Sports Information Department at willie.scott01@sus.edu. Requests must be submitted at least 48 hours prior to the event.
- **Photographers:** Game passes to photographers will be given to working press only. Any photos taken at a SU sporting event can be used by the Sports Information Department for current or future use. Photographers must agree to this standard working an SU sporting event.
- **Game Services:** Prior to the game, fact sheets, statistics, media guides and/or game programs will be available to the media on press row. Game statistics will be distributed during media timeouts, at halftime and following the game. **Please remember that press row is a working press area and that there is absolutely no cheering or excessive noise allowed. Those who do not adhere to the rule will be asked to leave the press box or press row.**
- **Interview Policies:** SU student-athletes and coaches will be available for interviews throughout the season. All interviews must be cleared and scheduled through the Sports Information office.
- **Practice Coverage:** Media members are generally welcome to attend practice sessions but must check-in with the SU Sports Information office prior to attending. Interviews should be conducted at least 15 minutes prior to the beginning of practice. Requested coaches and players will be available to the media after a brief cooling-off period following each game.

SWAC TELECONFERENCE

The weekly head football coaches teleconference for the SWAC will begin Tuesday, August 26th running each Monday until November 29th.

Scheduled between 10 a.m. and noon Central Time, Coach Graves will be the tenth person on the call, following Jackson State at 11:35.

WHAT TO CALL US

Please use Southern University on first reference. Afterwards you may use Southern, SU or Jaguars.

Please refrain from any other variations or shortening of our nickname.

A.W. MUMFORD STADIUM



A.W. Mumford Stadium is a 28,500 seat multi-purpose stadium on the campus of Southern University in Baton Rouge, LA. It opened in 1928 and is home to the Jaguars football team as well as the Southern men's and women's track and field teams.

The stadium is named after coach Arnett W. "Ace" Mumford who holds the record for most wins in SU football history, who coached the Jaguars from 1936-42 and 1944-61.

Almost 8 decades later, Mumford stadium has seen many changes. In 1938, SU built a grandstand on the west side that included dormitories. In the 1960's the dormitories were converted into team meeting spaces and locker rooms. Another expansion for more seats and better lighting started in 1977 and forced the Jaguars off campus to use nearby Memorial Stadium for home games. The project was completed in 1982 and University Stadium was then renamed to A. W. Mumford Stadium.

A \$6.75 million renovation begun on A. W. Mumford Stadium's west side in 2000. With a double-decked press box that included two elevators, seven suites, additional restrooms, working press area, radio booths, coaching booths and camera decks.

In 2009 the north end zone addition known as the A.W. "Ace" Fieldhouse was completed adding an additional 2,300 seats along with an administrative offices, athletic training room, weight room, conference and meeting rooms, coaching offices, end zone suites, Track and field locker rooms, equipment room, laundry room, storage space and football locker room that allowed the Jaguars to move from the F.G. Clark Activity Center.

In 2016 UBU Sports synthetic field turf was installed. Southern students and the Human Jukebox sit on the west side of the stadium.



WEEK ONE

TWO DEEP CHART



2024 SOUTHERN UNIVERSITY DEPTH CHART

OFFENSE

QB

15 Noah Boddan (JR- Valley Stream, NY)
10 Czavian Teasett (RFR- Baton Rouge, LA)

LT

72 Cameron Foster (JR- Shreveport, LA)
74 Bryan Wallace (FR – Miami, FL)

LG

77 Antonio Sanders (JR- Hawkins, GA)
65 Christian Garcia (JR- Pasadena, CA)

C

55 Joshua Trask (SR- Natchez, MS)
62 Juan Gonzales (JR- New Orleans, LA)

RG

66 Dandre Richard (SR- Baton Rouge, LA)
71 Carmello Crump (JR- Terrytown, LA)

RT

78 Cortney Lyles (JR- Jackson, MS)
60 Joseph Gonzales (JR-)

TE

5 Dupree Fuller (SR- Roseda, CA)
84 Jermaine Minor (JR- Alexandria, LA)

RB

6 Kendric Rymes (SR- Houston, TX)
9 Kobe Dillon (SR- Ferriday, TX)

X

19 Chandler Whitfield (SR- Zachary, LA)
3 Quay Davis (SR- Dallas, TX)

H

2 Tyler Kirkwood (SR New Orleans, LA)
87 Cam Jefferson (FR- Shreveport, LA)

Z

4 Darren Morris (JR- Baton Rouge, LA)
83 Cameron Jackson (JR- Shreveport, LA)

DEFENSE

DE

1 Ckelby Givens (JR- Shreveport, LA)
57 Cameron Plummer (RJR- Houston, TX)

DT

94 Davin Cotton (SR- Shreveport, LA)
90 Leslie Adindu (RJR-Arlington, TX)

DT

93 Willie Miles (SR- Baton Rouge, LA)
91 Zak Yassine (SR- Sugar Land, TX)

DE

11 Darrius Harry (SR- New Orleans, LA)
44 Jelani Davis (RJR- St. Louis, MO)

MIKE

32 Vincent Page Jr (JR- Denton, TX)
7 Joshua Tate (RJR- Decatur, GA)

WILL

5 Derrick Williams (SR- Miami, FL)
34 Greyson Lafleur (JR- Baton Rouge, LA)

Nickel

27 Marcus Borne (REJR- New Orleans, LA)
4 Elijah West (JR- Albany, GA)

CB

0 Rodney Johnson (JR- New Orleans, LA)
15 Luke Rose (SR- Ocala, FL)

S

21 Herman Brister III (RFR- Baton Rouge, LA)
26 Ty Lee (FR- Lafayette, LA)

S

8 Jarius Brown (SR- Mobile, AL)
2 Horacio Johnson (JR- Miami, FL)

CB

13 Eric Reed Jr (RFR- Shreveport, LA)
3 Xavier Spencer (SR - Leesville, LA)

SPECIALIST

K

45 Joshua Griffin (SR- Vicksburg, MS)
40 Kenny Pham (JR- Port Arthur, TX)

P

40 Kenny Pham (JR – Port Arthur, TX)
45 Joshua Griffin (SR – Vicksburg, MS)

LS

39 Braxston Blackwell (SO- Biloxi, MS)
48 Etem Ulasan (JR-)

RS

85 Chandler Whitfield (RSO- Zachary, LA)
6 Kendric Rymes (FR- Houston, TX)

KR

30 Braelen Morgan (FR- Baton Rouge, LA)
8 CJ Russell (RSR- Aecadia, LA)



WEEK ONE

2023 SWAC STANDINGS

EAST	SWAC	Overall
Florida A&M	1-0	0-0
Jackson State	0-0	0-0
Alabama State	0-0	0-0
Alabama A&M	0-0	0-0
Mississippi Valley	0-0	0-0
BethuneCookman	0-0	0-0
WEST	SWAC	Overall
<i>Southern</i>	0-0	0-0
Alcorn State	0-0	0-0
Grambling State	0-0	0-0
Prairie View A&M	0-0	0-0
Texas Southern	0-0	0-0
UAPB	0-0	0-0

FCS RANKINGS

1. South Dakota St (25)
2. North Dakota State
3. Montana
4. Montana State
5. South Dakota
6. Villanova
7. Idaho
8. Chattanooga
9. Furman
10. Sacramento State
11. Southern Illinois
12. Richmond
13. Central Arkansas
14. Albany
15. UIW
16. William & Mary
17. UC Davis
18. Lafayette
19. Western Carolina
20. Illinois State
21. Tarleton
22. North Dakota
23. Youngstown State
24. Nicholls
25. Florida A&M (1)

LAST TIME OUT...

NEW ORLEANS, LA. -- A heavy weight bout in the making for the 50th Bayou Classic in the Crescent City, where the Jaguars weathered storm to pick up their sixth win of the season by knocking off Grambling State 27-22 in front of 64,968 screaming fans in the Ceasars Superdome.

Interim head coach, Terrence Graves became the first head coach in history of the Bayou Classic to lead both teams, Southern and Grambling to wins. "The 50th Bayou Classic was one for the ages. Our players showed a lot of intestinal fortitude. The coaches did a phenomenal job preparing our team, said Interim Head Coach Terrence Graves. I'm blessed and fortunate to have had the opportunity to to lead the SU Jaguars to Victory!!!

Kendric Rhymes scored his ninth touchdown of the season to lead the Jags rushing attack for the fifth straight game with 111 yards off 18 touches. August Pitre III grabbed four receptions for 118-yards to lead the Jaguars in receiving. Freshman sensation Darren Morris scored his second touchdown of the season off a 8-yard strike from sophomore quarterback Noah Badden.

The Jaguars defense proved once again that they are made for the big moments in a ball game led by senior safety Jordan Carter with eight tackles, two quarterback hurries and a game changing interception at the one yard line. Kriston Davis and Horacio Johnson finished the night with eight tackles each. Horacio Johnson, Derrick Williams, Rasheed Lyles, Ckelby Givens, Davin Cotton chipped in six tackles each on the night. The Dog Day sacked the. Tigers five times for seventeen yard loss and stopped the Tiger offense ten times for 37-yard loss.

2023 Bayou Classic MVP

Rhymes has carried the Jaguars offense on his back five out of eleven games played rushing for over 100-yards in all five games and the 50th Bayou Classic didn't change the facts of his rushing ability, carrying the ball 18 times for 111 yard and two scores with a rushing average of 5.7 yards a carry.

PRONUNCIATION GUIDE

PLAYERS

- #1 Ckelby Givens - Kelbee
- #2 Horacio Johnson - Hor-Ray-Cio
- #10 Czabian Teasett - See-Zay-Vee-An
- #29 Brealen Morgan - Bray-Lin





MEDIA SERVICES

TRACKING THE OPPONENTS



McNeese State
 2023 Record: 1-11
 Head Coach:
 Location:

mcneesesports.com
 Conference Record: 0-0
 Gary Goff (3rd Year)
 Lake Charles, LA



Savannah State
 2023 Record: 2-8
 Head Coach:
 Location:

ssuathletics.com
 Conference Record: 0-0
 Aaron Kelton (2nd Year)
 Savannah, GA



Jackson State
 2023 Record: 7-4
 Head Coach:
 Location:

gojsutigers.com
 Conference Record: 0-0
 TC Taylor (2nd Year)
 Jackson, MS



Prairie View A&M
 2023 Record: 6-6
 Head Coach:
 Location:

pvpantthers.com
 Conference Record: 0-0
 Bubba McDowell (3rd Year)
 Prairie View, TX



Nicholls
 2023 Record: 7-4
 Head Coach:
 Location:

geauxcolonels.com
 Conference Record: 0-0
 Tim Rebowe (9th Year)
 Thibodeaux, LA



Texas Southern
 2023 Record: 3-8
 Head Coach:
 Location:

tsusports.com
 Conference Record: 0-0
 Cris Dishman (1st Year)
 Houston, TX



Alcorn State
 2023 Record: 7-4
 Head Coach:
 Location:

alcornsports.com
 Conference Record: 0-0
 Cedric Thomas (1st Year)
 Lorman, MS



Florida A&M
 2023 Record: 12-1
 Head Coach:
 Location:

famuathletics.com
 Conference Record: 0-0
 James Colzie III (1st Year)
 Tallahassee, FL



Alabama A&M
 2022 Record: 5-6
 Head Coach:
 Location:

aamusports.com
 Conference Record: 0-0
 Cornell Maynor (7th Year)
 Huntsville, AL



Bethune-Cookman
 2022 Record: 3-8
 Head Coach:
 Location:

bcuathletics.com
 Conference Record: 0-0
 Raymond Woodie Jr (1st Year)
 Daytona, FL



Arkansas Pine Bluff
 2022 Record: 2-9
 Head Coach:
 Location:


uapblionroar.com
 Conference Record: 0-0
 Alonzo Hampton (1st Year)
 Pine Bluff, AK



Grambling State
 2022 Record: 5-6
 Head Coach:
 Location:

gsutigers.com
 Conference Record: 0-0
 Mickey Joseph (1st Year)
 Grambling, Louisiana

2022 BROADCAST SCHEDULE



DATE	OPPONENT	TIME	RADIO	TV
8.31	at McNeese State	7:00 pm		
9.7	Savannah State	6:00 pm		
9.14	at Jackson State	6:00 pm		
9.21	at Prairie View A&M*	6:00 pm		
10.5	Nicholls	6:00 pm		
10.12	Texas Southern*	6:00 pm		
10.19	Alcorn State*^	6:00 pm		
10.26	at Florida A&M*	6:00 pm		
11.2	at Alabama A&M*	2:00 pm		
11.9	Bethune-Cookman*	2:00 pm		
11.16	Arkansas-Pine Bluff*	2:00 pm		
11.30	Grambling*+	1:00 pm		

FUTURE SCHEDULES

All dates are subject to change

2025
 Sept. 2025 at Fresno State

- * - Conference games
- ^ - Homecoming 2024
- + - 51st Annual Bayou Classic

SOUTHERN UNIVERSITY 2024 ROSTER

No.	Name	Pos.	Ht.	Wt.	Cl.	Hometown (previous school)
0	RODNEY JOHNSON	DB	6-2	200	JR	NEW ORLEANS, LA (SFA)
1	CKELBY GIVENS	DE	6-3	250	JR	SHREVEPORT, LA (CAPTAIN SHREVE HS)
2	TYLER KIRKWOOD	WR	6-1	190	SR	NEW ORLEANS, LA (HOLY CROSS HS)
2	HORACIO JOHNSON	DB	6-0	195	JR	MIAMI, FL (BOOKER T. WASHINGTON HS)
3	QUAY DAVIS	WR	6-0	210	SR	
3	XAVIER SPENCER	CB	6-2	191	SR	LEESVILLE, LA
4	DARREN MORRIS	WR	6-2	185	R- FR	BATON ROUGE, LA (SOUTHERN LAB HS)
4	ELIJAH WEST	S	6-14	188	JR	ALBANY, GA
5	DUPREE FULLER	TE	6-3	225	SR	ROJEDA, CA (LA VALLEY CC)
5	DERRICK WILLIAMS	LB	6-0	230	SR	MIAMI, FL (MIAMI CENTRAL HS)
6	KENDRIC RHYMES	RB	6-0	185	SO	HOUSTON, TX (HEIGHTS HS)
7	DATRAVEON BROWN	WR	6-1	188	SR	SHREVEPORT, LA
7	JOSHUA TATE	LB	6-1	200	R-JR	DECATUR, GA (IOWA CENTRAL CC)
8	COREY RUSSELL	RB	6-0	203	R-SR	ARCADIA, LA (GRAMBLING)
8	JAMARIUS BROWN	S	6-0	208	SR	MOBILE, AL
9	KOBE DILLON	RB	6-0	190	SR	FERRIDAY, LA (FERRIDAY HS)
9	JAMARLO CAMPBELL	LB	6-2	223	JR	GOODYEAR, AZ
10	CZAVIAN TEASETT	QB	6-2	200	R-FR	BATON ROUGE, LA (SCOTLANDVILLE HS)
11	DARRIUS HARRY	DE	6-2	245	SR	NEW ORLEANS, LA (SOUTHEASTERN)
12	JALEN WOODS	QB	6-1	200	FR	COLLEGE PARK, GA (WOODWORTH ACADEMY)
13	ERIC REED, JR	CB	6-2	188	R-FR	SGREVEPORT, LA
14	JOSHUA ALEXANDER	S	6-2	200	SR	MEMPHIS, TN (COHOMA CC)
15	NOAH BODDEN	QB	6-4	218	JR	VALLEY STREAM, NY (GRAMBLING)
15	LUKE ROSE	S	6-2	185	SR	OCALA, FL (NORTH MARION HS)
16	ANGELO IZZARD, JR	QB	5-11	190	R-FR	BATON ROUGE, LA (SOUTHERN LAB)
17	ETHAN HOWARD	TE	6-4	220	SR	
19	CHANDLER WHITFIELD	WR	5-10	179	SR	ZACHARY, LA (ULM)
20	TYCE FUSILIER	RB	5-7	183	SR	NEW IBERIA, LA (GRAMBLING)
21	TREMELL HARRELL	NB	6-0	188	JR	BATON ROUGE, LA
22	DALEN WILSON	CB	6-0	178		
23	HERMAN BRISTER III	S	6-2	199	R-FR	BATON ROUGE, LA (SOUTHERN LAB)
24	JAYLIN SIMMONS	NB	5-11	189		
25	JASON GABRIEL	RB	5-8	188	FR	NEW ORLEANS, LA
26	TY LEE	S	5-11	188	FR	LAFAYETTE, LA

27	MARCUS BORNE	NB	5-10	170	R-JR	NEW ORLEANS, LA (ARCHBISHOP RUM.)
28	KIAMARY MURRAY	CB	6-2	188		
29	BRAELEN MORGAN	RB	5-7	170	JR	BATON ROUGE, LA (CATHOLIC HS)
30	JAMAAR CALLIO	S	6-0	179	FR	NEW ORLEANS, LA
31	LEROY BOWERS	S	6-1	205	R-SO	CINCINNATI, OH (UNIV. OF CINCINNATI)
32	VINCENT PAGE, JR	LB	6-0	225	JR	DENTON, TX
33	MICHAEL JONES JR	LB	6-1	230	SR	HOUSTON, TX (KILGORE CC)
34	GREYSON LAFLEUR	LB	6-0	220	JR	BATON ROUGE, LA (COLLEGE OF THE DESSERT)
35	BARRY REMO	RB	5-9	195	FR	BATON ROUGE, LA (CATHOLIC HS)
36	EDDIE BUXTON	S	6-0	199		
37	JAIDEN DOMINGUEZ	K	6-0	215		
38	JAYLON WOOD	CB	5-11	203	FR	BATON ROUGE, LA (CATHOLIC HS)
39	BRAXTON BLACKWELL	LS	5-10	190	SR	GULFPORT, MS (WESTERN KENTUCKY)
40	KENNY PHAM	P/K	5-10	177	JR	PORT ARTHUR, TX
41	CHRISTOPHER HALL	CB	5-11	170	R-FR	COLLEGE PARK, GA (WOODWARD ACAD)
42	DEMETRIOS WALKER II	DE	6-3	256	JR	KANSAS CITY, MO
43	KENNETH GOODEN JR	S	6-3	175	R-JR	DERRIDER, LA (DERRIDER HS)
44	JELANI DAVIS	DT	6-2	285	R-JR	ST. LOUIS, MO (JACKSON ST)
45	JOSHUA GRIFFIN	K	6-2	180	SR	VICKSBURG, MS (WARREN CENTRAL HS)
46	MARKEIS BATISTE	LB	6-2	210	R-FR	BATON ROUGE, LA (MADISON PREP ACAD)
47	KYLE WILLIAMS	LB	5-9	215	SR	VILLE PLATTE, LA (VILLE PLATTE HS)
48	ETEM ULUSAN	LS	5-10	215		
49	MICHEAL THOMAS JR	LB	5-10	230	R-FR	NEW ORLEANS, LA (DE LA SALLE HS)
50	EDWIN WILSON	OL	6-5	303	FR	KENTWOOD, LA (KENTWOOD HS)
51	JACOBIE WILSON	LB	5-11	205	FR	
52	JUSTIN HILLARD	DE	6-3	254	FR	
53	EDRIC WILLIAMS	LB	6-0	225	R-FR	NEW ORLEANS, LA (BTW HS)
54	MATTHEW CARTY	OL	6-4	323	R-JR	PALMDALE, CA (ANTELOPE VALLEY CC)
55	JOSHUA TRASK JR	OL	6-5	315	SR	NATCHEZ, MS (COPHIA-LINCOLN CC)
56	MASON WARREN	LB	6-0	222	FR	BATON ROUGE, LA
57	CAMERON PLUMMER	DE	6-5	255	R-JR	HOUSTON, TX (SAM HOUSTON UNIV)
58	JEROME WALLACE	DT	6-3	278	SO	MIAMI, FL
59	LANCE JOSEPH	DE	6-2	235	R-FR	NEW ORLEANS, LA (DE LA SALLE HS)
60	JOSEPH GONZALES	OL	6-4	302	JR	
62	JUAN GONZALES	OL	6-3	340	JR	NEW ORLEANS, LA (MCNEESE ST)
63	CARLOUS GRIFFIN	OL	6-2	260	R-SO	MANSFIELD, LA (MANSFIELD HS)

64	BRANDON JOHNSON	OL	6-4	300	FR	BATON ROUGE, LA (SOUTHERN LAB HS)
65	CHRISTIAN GARCIA	OL	6-2	299	JR	PASEDNA, CA
66	DANDRE RICHARD	OL	6-3	295	SR	BATON ROUGE, LA
67	JAYDEN ROGERS OL	6-2	375	FR		PLAQUEMINE, LA (PLAQUEMINE HS)
68	JERON LEWIS	OL	6-4	340	R-FR	BATON ROUGE, LA (WOODLAWN HS)
70	TREMYNE HART	OL	6-3	302	FR	
71	CARMELLO CRUMP	OL	6-4	294	JR	TERRYTOWN, LA (ULM)
72	CAMERON FOSTER	OL	6-4	315	JR	SHREVEPORT, LA (MCNEESE ST)
73	KEYDREN HOLIDAY	OL	6-4	315	FR	BATON ROUGE, LA
74	BRYAN WALLACE OL	6-3	305	FR		MIAMI, FL
75	ETHAN JUPITER	DL	6-2	235	FR	BATON ROUGE, LA (SOUTHERN LAB HS)
77	ANTONIO SANDERS	OL	6-5	300	JR	HAWKINS, GA (GEORGIA MILITARY COLLEGE)
78	CORTNEY LYLES	OL	6-3	300	JR	JACKSON, MS
80	JARROD MADDOX WR	6-2	178	FR		KILLEEN, TX
81	JORDAN DUPRE	WR	5-10	164	SO	BATON ROUGE, LA (DUNHAM HS)
82	KOBE BROWN	WR	6-0	170	FR	
83	CAMERON JACKSON	WR	6-6	185	JR	SHREVEPORT, LA (HENDERSON ST)
84	JERMAINE MINOR JR	TE	6-5	225	JR	ALEXANDRIA, LA (ARK. TECH)
85	KHALIL HARRIS	WR	5-8	175	JR	QUEENS, NY (GRAMBLING)
86	THOMAS MOORE	WR	6-4	229	FR	BATON ROUGE, LA
87	CAM JEFFERSON	WR	5-10	180	R-FR	SHREVEPORT, LA (AIRLINE HS)
88	DAMIEN KNIGHTEN	WR	5-10	178	FR	BATON ROUGE, LA (SCOTLANDVILLE HS)
89	HUBERT CALISTE	TE	6-5	232	FR	NEW ORLEANS, LA (ST AUGUSTINE HS)
90	LESLIE ADINDU	DL	6-4	323		
91	ZAC YASSINE	DT	6-1	285	SR	SUGARLAND, TX (LAMAR)
92	CAMERON JONES	DT	6-2	277	SO	
93	WILLIE MYLES	DT	5-9	350	SR	BATON ROUGE, LA (SCOTLANDVILLE HS)
94	DAVIN COTTON	DT	6-3	285	SR	SHREVEPORT, LA (LSU)
95	TYRAN WASHINGTON	DL	6-3	216		
96	SUKARIC MITCHELL	DL	6-3	180		
97	DAVIYON JOHNSON	DL	6-3	275		
98	QUINTON BIUTLER	DT	6-2	277	JR	ST. MARTINVILLE, LA
99	DERIS JACKSON	DT	6-3	288		



TERRENCE GRAVES

HEAD COACH

Terrence Graves is a 31-year veteran in the collegiate football and is entering his third season at Southern University and first season as the Jaguars Head Coach.

During the 2023 season Coach Graves made history becoming the first head coach to win the annual bayou classic as the interim head coach for both schools.

Before being named the Interim Head Coach, Graves was the Assistant Head Coach/Special Teams Coordinator and linebackers coach for the past two seasons on the bluff.

Before Southern Graves was a member of the football staff at Grambling State University as the linebackers and special teams coordinator and most recently the Interim Head Coach leading the Tigers to a Bayou Classic Victory of the Jaguars. Prior to his arrival at Grambling, Graves spent four years at Mississippi Valley State University as the Assistant Head Coach and Linebackers Coach. The Norfolk, Va., native later became the Pass Defensive Coordinator in 2012- 2014. In 2013, Graves would later serve as the Interim Head Football Coach at the end of the season. During his stint at MVSU, Graves was instrumental in constructing some of the best defenses in the SWAC and NCAA. MVSU was ranked No. 1 SWAC and No. 4 nationally in total defense. They also led the SWAC and NCAA in tackles for loss. In 2013, MVSU led the SWAC in interceptions and finished eighth the NCAA.

Prior to his time at MVSU, Graves spent 15 years at Southern University under the legendary Coach Pete Richardson. During his time with the Jaguars, he assisted the team with three SWAC Championships and four HBCU National Championships. He was the Co-Defensive Coordinator from 2000-2002. In 2001, Southern led the SWAC in total defense and scoring defense and led the NCAA in turnovers. The football program also finished eighth nationally in total defense. From 2005- 2009, Graves served as the Defensive Coordinator at Southern. In 2009, the Jaguars' defense led the SWAC in turnover margin and ranked number No. 2 nationally. In 2007, Graves led Southern to a NCAA Top 25 Defense, which led the SWAC in pass defense efficiency.

In 2003, Graves served as the Defensive Coordinator and Linebackers Coach at Norfolk State, where he coached All-MEAC 1st Team and FCS All-American linebacker Kevin Talley. Talley still holds the NCAA record in tackles in a single season (195). That same year, Graves' defense led the MEAC in pass defense and was ranked No. 2 in the NCAA.

Graves played as a true freshman at Wake Forest University before transferring to Winston-Salem State University, where he was a part of two CIAA Conference Championships (1990 and 1991). He was an HBCU Pre-season All-American and a 1st Team All-CIAA Defensive Back in 1992. He finished No. 2 in the conference and No. 5 nationally in interceptions. Graves finished his career with 12 interceptions.

Graves is a 1994 graduate of Winston-Salem State University. He earned a degree in Political Science/History and is currently finishing his master's degree in social science at Grambling State.

Graves has been a member of the American Football Coaches Association since 1995. He is also a member of Phi Beta Sigma Fraternity, Inc. He is also a member of Garden of Prayer Worship Center COGIC. Graves is a proud father to China, his daughter, and a grandfather of two grandchildren.



ASSISTANT COACHES



MARK FREDERICK *OFFENSIVE COORDINATOR*

Mark Frederick is entering his first season on the bluff as and will serve as the Offensive Coordinator / Running Backs Coach.

Frederick previously served as the Assistant Head Coach/Offensive Coordinator for Prairie View A&M. He oversaw an offense that was instrumental in earning the 2021 and 2023 SWAC Western Division Championship titles.

During his time with the Panthers, he helped develop former RB Dawonya Tucker post back-to-back 1,000-yard rushing seasons, the first by a Panther football player since 2014. Tucker also had back-to-back 200-yard rushing games, including a season-high 245 yards at Sam Houston. Tucker also achieved a school and career-high mark of 263 yards against Grambling State (9/28/19) in his final season as a Panther.

Additionally, he oversaw the continued development of H-back Jordan Jones, who blossomed into an All-SWAC performer with 497 yards receiving and four scores before landing with the Green Bay Packers.

He spent 2017 in his second stint at Southern, serving as wide receivers coach. Last season, freshman Jamar Washington led the Jaguars in receptions while ranking second in both receiving yards and touchdown receptions.

At Arkansas-Pine Bluff in 2016, Frederick tutored one of the conference's top-receiving duos in Willie Young and Cody Swain. They both finished in the top 5 in the conference in Receiving Yards and Receptions per game. Young was voted to the All-Conference team while compiling 70 receptions for nearly 1,000 yards.

Before arriving at Pine Bluff, Frederick was the Offensive Coordinator/Assistant Head Coach at Lincoln University in Missouri for 5 years. Under Frederick's watch at Lincoln, the Blue Tiger's offense emerged as one of the best in school history, breaking numerous offensive records over the years. His system, known as the "Gumbo O" offense, resulted in one of the most prolific passing attacks in program history. In 2015, his offense set records for most completions in a season (242), and most passing yards in a season (2,842). During the 2014 season, his offense broke 11 more records. Khiry Draine ended the best season ever for a Lincoln receiver, as he caught 60 passes for 1,011 yards. Draine, who became Lincoln's first-ever 1,000-yard receiver, also broke the single-season record for receiving yards, which previously stood as Corderious Gregory's 791 in 2011. Morris Henderson broke two single-game records with his six touchdown performance in Lincoln's win over Quincy. All six of Henderson's scores came on the ground, setting what was at the time a new GLVC record. Between the '13 and '14 seasons, the Lincoln football team almost completely rewrote its offensive record book, with nearly 30 game, season or career marks falling. Despite playing in a highly competitive MIAA, a league that boasts 2013 national champion Northwest Missouri, the Blue Tigers broke or tied 18 records that season.

In addition to breaking several team records, a number of Lincoln's offensive skill players flourished under Frederick's leadership. In 2011, Frederick's first year as offensive coordinator, Corderious Gregory broke LU's single game (13) and season (71) records for receptions as well as the single season mark for receiving yards (791). Just one season later, Maurice Woodard nearly match those records, hauling in 11 passes in one game while finishing the season with 65 receptions for 705 yards. Even more notable was the elevation of the quarterback position, as, last season, Jacob Morris set records for most completions in a game (26), longest pass completion in a game (97 yards), and most completions in a season (169). Morris threw for 1,718 yards and had 2,108 yards of total offense, the second-most by a Lincoln player in a season in both categories.

Frederick's success wasn't limited just to the passing game. In 2012, Lincoln broke a single-season record with 3,734 yards of total offense, breaking the previous standard of 3,523 which was set way back in 1957. Lincoln quarterbacks completed 223 passes in 436 attempts for 2,410 yards, breaking single-season records in all three categories that had stood for over 30 years. Running back Morris Henderson compiled over 1,200 all-purpose yards, the Blue Tigers ran 830 plays from scrimmage, another team single-season record. In 2011, the Lincoln offense was so effective that it led the MIAA in time of possession and finished fifth in the nation in that stat.

Frederick began his coaching career at Southern University. He was the running backs/special teams coach from 2006-2009 and the assistant defensive line coach in 2010. As the running backs coach, Frederick helped mold two all-conference backs Darren Coates and Brian Threat, and two honorable mention backs Kendall Addison and Kendrick Smith. He also groomed two all-conference punters and one All-American kicker in Breck Ackley and Josh Duran. As the assistant defensive line coach, Frederick helped coach one of the top defensive linemen in the conference Jordan Miller who led the conference with 11 sacks in 2010.

A native of Woodville Mississippi, Frederick played his prep football at Wilkinson County High School before coming to Southern where he was a member of the Jags football team for four years and was a member of the 2003 SWAC/HBCU National Championship Team.

He earned a Bachelor of Science in Therapeutic Recreation in 2006 and a Master's Degree from the University of Missouri in Education in 2016. Frederick is married to Rocelyn Frederick and has four kids - Laila, Shekira, Mark Jr, and baby Carson.



HENRY MILLER *DEFENSIVE COORDINATOR*

Henry Miller is entering his first season as the Defensive Coordinator for Southern University Football. He spent the previous four seasons in the same role at Prairie View A&M University.

During the 2018 season at PV, the Panthers had the top-ranked passing defense in the SWAC, yielding just under 173 yards per game. PVAMU also had a season-high nine sacks in a win over Grambling. DBs Ju'Anthony Parker and Will Skinner, and DEs Quinton Bell and Willie Green each earned All-SWAC honors in 2018.

Miller had two previous stints at Arkansas-Pine Bluff, first as secondary coach (2006-09), and as defensive coordinator (2012-14). In 2012, Miller's defense combined with then offensive coordinator Eric Dooley's offense to lead the Golden Lions to a SWAC Championship and HBCU National Championship. In that title-winning season, defensive lineman Brandon Thurmond earned SWAC Defensive Player of the Year honors, while LB Bill Ross and DB Ryan Shaw earned first-team All-SWAC honors.

In 2013, Jer-ryan Harris was named SWAC Defensive Player of the Year and earned first-team All-SWAC honors. In 2014, DL Demarcus Berry and DB Kevin Rucker earned first-team All-SWAC honors.


During Miller's initial stint at Arkansas-Pine Bluff, Kevin Thornton earned first-team All-SWAC honors in 2008.

Miller was secondary coach at Southern from 2000-05, winning a SWAC and HBCU National Championship in 2003 and a SWAC title game appearance in 2004. Miller coached four players who earned first-team All-SWAC honorst in the secondary, including SWAC Defensive Player of the Year Lenny Williams and SWAC Freshman of the Year Jarmaul George, both in 2003.

Miller began his coaching career at Utah State as cornerbacks coach from 1997 to 1999.



ASSISTANT COACHES



WILLIE TOTTEN *QUARTERBACKS*

A SWAC legend Willie "Satellite" Totten is entering his first year on the bluff as the Quarterback Coach.

He previously served as Assistant Head Coach / Tight Ends Coach at Mississippi Valley State.

One half of the notorious Satellite Express, Totten and his top receiver Jerry Rice rewrote the passing record books in the 1980's. Hailing from just up the road outside Greenwood, he completed 13,128 yards of passing with 141 career touchdowns. Relentless through the air thanks to the strategy of coach Archie "Gunslinger" Cooley, he completed 368 of 593 attempts as a junior when 58 touchdowns. All these figures still stand as records for MVSU, as does the nine wins the Delta Devils earned in 1984.

He finished his college career with over 50 NCAA records, earning four straight All-American honors and four First-Team All-SWAC selections.

Upon graduation in 1986, Willie enjoyed a pro career for several years. He debuted as a starting quarterback during the NFL strike of 1987, starting two games in place of Jim Kelly with the Buffalo Bills. Totten also played two seasons in Canada between the BC Lions and Toronto Argonauts, and three seasons in the Arena Football League - playing for the Chicago Bruisers, Pittsburgh Gladiators, and New Orleans Night.

He obtained a master's degree at Grambling State in 1989, but returned to Itta Bena in 1990 as an assistant, and was promoted to offensive coordinator in 1996. After seven seasons plus two more as coach of Eastside High in nearby Cleveland, he returned as offensive coordinator in 2000.

Two years later, in 2002, he became the 14th head coach for Delta Devil football. In his first season, he turned the squad around from a winless campaign the year before to a 5-6 record. Over seven seasons, Totten finished with a record of 31-57, which included two 6-5 records in 2005 and 2006 - the last winning seasons for Valley.

Magnolia Field was rechristened as Rice-Totten Stadium in 1999, and so Totten became one of a handful of coaches to preside in a stadium named after him. This list includes Bear Bryant of Alabama, LaVell Edwards of BYU, Bill Snyder of Kansas State and Eddie Robinson of Grambling State.

After a four year hiatus from coaching as an administrator, he returned to the field as a quarterbacks coach for Albany State in 2013. The next five years were spent in Huntsville against SWAC rival Alabama A&M, working under coaches James Spady and Connell Maynor. The Bulldogs steadily improved, culminating in a 6-5 season last autumn.

He was inducted into the Mississippi Valley State Athletics Hall of Fame alongside Rice and a host of additional Valley football stars in 2006.



DAMON NIVENS *OFFENSIVE LINE*

Damon Nivens is entering his first season as the Offensive Line Coach at Southern University.

As offensive line coach, Nivens hopes to instill a cohesive and strategic approach to the front line while adding to his personal knowledge base and fostering a sense of family within the program.

He spent the past few seasons in the same role at Prairie View A&M University.

Nivens joined the Panthers staff following a highly-decorated collegiate career where he became one of the most dominant offensive tackles in the history of Southern University football. Nivens also garnered playing time on defense as well. A football lifer, Nivens' intensity and passion allowed him to enjoy professional stints in the NFL and NFL Europe before an unfortunate injury cut his playing career short.

Nivens then transitioned to the coaching ranks, imparting schematic knowledge of the trenches at the high school, collegiate and professional ranks. Known for a hard-nosed, blue-collar approach that gets the most out of players, the New York native has 16 years of experience on the sidelines. Notably, Nivens spent six years as offensive line and tight ends coach for the University of Arkansas at Pine Bluff. He also coached and interned for the New York Giants in 2017.

Under Nivens' guidance in 2018, the Golden Lions allowed a league-low 10 sacks and opened holes for Taeyler Porter, who rolled up a SWAC-best 1,220 yards on the ground. Nivens, a member of the 2012 SWAC Championship-winning Golden Lions coaching staff, has tutored several All-SWAC performers such as David Aduo (second team) Christopher Williams (first team), Terron Armstead (second team) and Kenny Eagle (second team). Nivens' one-on-one instruction of Armstead resulted in the development of the highest draft pick in UAPB's history, and Armstead has since established himself as one of the premier offensive linemen in the NFL, as he has earned two Pro Bowl selections and an All-Pro accolade in 2018 as a member of the New Orleans Saints.

Nivens' coaching career began at his alma mater Southern. Working in a variety of posts during his tenures, Nivens developed a quartet of Jaguars linemen into All-SWAC performers: Demarcus Stewart (second team in 2007, first team in 2008), Trent Thomas (second team in 2007), Rafael Louis (second team in 2008) and Ramon Chinyong (first team in 2009).

Nivens earned his bachelor's degree from Southern University in 2003.



ASSISTANT COACHES



FRED MCNAIR
TIGHT ENDS

Fred "Air" McNair is entering his first season on the bluff and serves as the Tight Ends Coach.

Coach just finished his 8th season as the head coach at Alcorn State. Coach McNair coached the Braves to four Southwestern Athletic Conference (SWAC) East Division titles and two SWAC Championships. He was named SWAC Coach of the Year two-times and helped take the Braves to the Celebration Bowl in both 2018 and 2019.. He is the original "Air McNair", and the older brother of the late Tennessee Titans quarterback and 2003 National Football League (NFL) Co-Most Valuable Player – Steve "Air II" McNair.

McNair has a 37-17 SWAC record after eight seasons on the Alcorn State sidelines, while posting an overall record of 48-33. He became Alcorn State's first SWAC Coach of the Year winner since Cardell Jones achieved the feat in 1992. All this while enduring the cancellation of the 2020 fall playing season due to the COVID global pandemic.

In 2019, Alcorn played in their second consecutive Celebration Bowl, and the school's third in the five-year history of the bowl. Alcorn's 44 points scored in a losing effort in the 2019 edition of the Celebration Bowl were the most the school has scored in a postseason bowl or playoff game to date. The program's previous high was 36 points in the 1968 edition of the Orange Blossom Classic. The Braves posted their first 7-0 record at home inside Jack Spinks-Marino Casem Stadium history during the 2019 campaign. In fact, Alcorn entered the 2022 season having won its last 13 games consecutively in the friendly confines of Jack Spinks-Marino Casem Stadium.

At the end of the 2019 season, McNair saw his quarterback Felix Harper earn his second consecutive SWAC Offensive Player of the Year award. He developed Harper who ranked fourth in the Football Championship Subdivision (FCS) in passing touchdowns (33), fifth in points responsible for (19.7 points/game), seventh in passing efficiency (160.7), eighth in yards per completion (14.5) and ninth in yards per pass attempt (8.7). McNair's defense led the nation in both interceptions (21) and turnovers gained (36) in that same SWAC title-winning season.

In 2018, McNair's squad earned 12 All-Conference selections, including 10 on the First Team, six HBCU All-Americans, a STATS FCS Third-Team All-American and a HERO Sports Sophomore All-American. Additionally, he coached Noah Johnson to the SWAC Offensive Player of the Year honor and De'Shawn Waller to SWAC Newcomer of the Year accolade. McNair's defense ranked first in the FCS in both sacks per game (4.0) and tackles for a loss per game (9.5). The defense was also third in the country in rushing (91.2 ypg), eighth in total defense (291.4 ypg), 10th in red zone defense (.714), 18th in scoring defense (21.5 ppg), 22nd in third down percentage defense (.324) and 24th in interceptions (14). Alcorn led the SWAC in total offense (473.3 yards/game), total defense (291.4 yards/game), scoring defense (21.5 points/game), rushing (285.8 yards/game), rushing defense (91.2 yards/game), interceptions (14), sacks (4.0 per game), tackles for a loss (9.5 per game), first downs (23.2 per game), fewest first downs allowed (16.2 per game) and time of possession (32:42).

McNair was named as the 21st head football coach of Alcorn State University on Feb. 2, 2016. Prior to that, he worked at Alcorn as the quarterbacks coach for three seasons under former head coach Jay Hopson. McNair began his collegiate football career as a wide receiver at Alcorn in 1986, before moving to quarterback his junior season. After making the move under center, McNair went on to finish fifth in the FCS (formerly Division I-AA) in passing efficiency during his senior year, and was named to the SWAC all-conference second team following the 1989 campaign. He received his bachelor's degree from Alcorn State in 1992, before going on to earn his master's in education in 1996.

McNair is responsible for turning Alcorn quarterback John Gibbs Jr. into a force on the field. Under the tutelage of McNair, Gibbs passed for 2,482 yards, 21 touchdowns and rushed for 1,006 yards in 2014. In 2013, Gibbs passed for 2,567 yards and 21 touchdowns. He also rushed for 455 yards that same season. After Gibbs was forced to sit midway through the 2014 season following an injury, Lenorris Footman stepped in and found success, thanks in part to McNair's coaching methods. Footman rushed for 1,023 yards and 11 touchdowns, while also passing for 1,106 yards and 14 scores through the air.

Prior to his time on the sidelines at his alma mater, McNair was hired as head football coach, athletic director and teacher at Collins High school in April 2011. The CHS Tigers made it to the second round of the 2011 3-A football playoffs. In addition, McNair coached at Millsaps College in Jackson, Mississippi for four years. During his tenure at Millsaps, they won two Southern Collegiate Athletic Conference (SCAC) championships. In June 2009, McNair was hired as a teacher and coach at Mt. Olive High School. He was the offensive coordinator for the Mt. Olive Pirates.



QUENTIN BURRELL
WIDE RECEIVERS



ASSISTANT COACHES



EVERETT TODD *SPECIAL TEAMS COORDINATOR*

Everett Todd is entering his first season on the bluff and will serve as the team's special teams coordinator / defensive ends coach. Todd joins the SU staff after spending last season at Texas Southern as the defensive coordinator and safeties coach.

Prior to TSU he spent eight seasons at Grambling State as the defensive coordinator and defensive line coach. During his time at GSU he helped the Tigers win a pair of SWAC Championships (2016, '17) while also winning three consecutive SWAC West titles (2015-17) and a 2016 Celebration Bowl.

In 2018, Todd's defense ranked among one of the best in the Southwestern Athletic Conference (SWAC). The Tigers were tops in defensive touchdowns, fumbles recovered, passes intercepted, turnovers gained, turnover margin and blocked kicks. In addition to the many team accolades, Todd had four players earn postseason honors, including De'Arius Christmas, who was selected the SWAC Defensive Player of the Year. Christmas and Joseph McWilliams garnered SWAC First-Team honors, while Anfernee Mullins and Percy Cargo, Jr. were named to the second team.

Christmas also earned major honors inside the classroom as he was one of 13 finalists for the National Football Foundation (NFF) William V. Campbell Trophy.

Each season under Todd, Grambling's defense was ranked in the top two nationally in team tackles for loss. Todd's defense put together another season of immaculate defense in 2017. The Tigers led the SWAC in eight different defensive categories, including turnovers gained (33) and interceptions (18) and was ranked in the top four nationally in six of those categories. Grambling was second in the FCS in team tackles for loss (113) and turnover margin (+20).

In 2017, the Tigers' defense had five players receive all-conference honors, including linebacker and SWAC Defensive Player of the Year De'Arius Christmas. This marked the second consecutive season for the SWAC Defensive Player of the Year to come from Grambling.

The Tigers were named the HBCU National champion after winning the 2016 Air Force Reserve Celebration Bowl when they defeated North Carolina Central 10-9. The Tigers also went undefeated in league play, winning the Western division, and defeating Alcorn State University in the conference championship game.

The 2016 Tiger defense led the nation in the FCS in four defensive categories (sacks, tackles for loss, red-zone defense and fumble recoveries), while finishing in the top five nationally in nine total categories. Additionally, the Tiger defense led the Southwestern Athletic Conference (SWAC) in 12 of 15 defensive statistical categories, while finishing second in the remaining three.

Six defensive players earned all-conference honors in 2016. Blain Winston and Samuel Reese were named all-conference defensive linemen, while nose guard Donovan McCray was named the SWAC Defensive Player of the Year. McCray, Guy Stallworth, Arkez Cooper and Jameel Jackson were named to various All-American teams.

The 2015 defense shared the lead in the SWAC in yards per carry allowed at 3.8 yards. The Tigers led the SWAC and the FCS nationally in turnovers gained with 32. They led the SWAC and finished third nationally in tackles for loss with 114. Additionally, the Tigers led the SWAC in red-zone defense while finishing 10th nationally. The defense also finished second in the SWAC and sixth nationally with 3.16 sacks per game. Jamison Goins, Michael Jolivet and Arkez Cooper were named to the all-conference team while Guy Stallworth was named to the All-SWAC and the Black College All-American teams.



SEAN WALLACE *SAFETIES*

Back on "the Bluff" to leave his mark on the program, Sean Wallace is a Safeties coach at Southern University A&M College. Wallace previously spent over a decade coaching on the high school level at The Dunham School and Mentorship Academy in Baton Rouge, La.

A native of New Orleans, La., Wallace graduated from O. Perry Walker Senior High School and continued his education at Southern University A&M College. He went on to dominate both on and off the field.

During the legendary Coach Pete Richardson's first season, Wallace led the Jaguars to the #1 defense in country, on its way to both the 1993 SWAC Championship and the Black College National Championship. He spent a year in the NFL with the Arizona Cardinals.

Wallace was highly decorated as a player, earning two-time All SWAC, SWAC Defensive Player of the Year, Bayou Classic MVP, two-time Sheridan Black College All American, Walter Camp All American, and Kodak All American. In 2011, he was elected to the Southern University Football Hall of Fame.

Wallace's journey through Southern was unique, having returned over 25 years later to finish his degree, after his children all graduated from college. While away, he served as a Youth Minister and mentor, as well as a successful businessman.

His greatest accomplishments are off the field as a husband of 28 years to Venio Wallace, a proud father to three children, Tonyatta, Abraham and Sadijah Wallace, and a loving grandfather to Tiana and DJ.

He aims to bring the fire that burned in him as a player back to the field as a coach.



ASSISTANT COACHES



DAMARCUS MILLER
DEFENSIVE LINE

Mr. Miller returned to his alma mater purposed to represent the Kingdom of God, poised as a living love letter to impact the lives of student athletes on and off the field. He brings 20 years of coaching experience back to the Bluff where his career began as a graduate assistant on staff under the tutelage of Legendary Coach Pete Richardson. After completing undergraduate and graduate studies at Southern University, his coaching career matriculated to Texas College (Tyler, TX) and then 12 years as a high school defensive line and linebacker coach and defensive coordinator primarily in Texas.

Coach Miller, who many know affectionately as BooBoo, brings a winning attitude founded on discipline and sound fundamental play. The likes of which he exhibited as part of the vaunted "Dog Day D" of the 1997-99 Championship teams that touted an undefeated SWAC Conference record, 3 consecutive SWAC Championships, and a black college national champion. His dedication to excellence lead to his being awarded the Black College Defensive Lineman of the year, Unanimous First Team All SWAC Defensive Linemen and AW Mumford Athlete of the Year in 1999. These accolades afforded him a brief professional career in the Canadian Football League and the Arena Football League where he was apart of the 2001 Arena Bowl Championship Team. He is skilled at curating dominant defensive lineman as is exhibited by the numerous awards of the players he has coached who went on to be NFL and college prospects and players of the year.

Damarcus is a native Houstonian, where he was two-time High School Weightlifting National champion and Defensive Player of the Year and a 1996 graduate of Robert E. Lee High School in Houston, Texas.

He and his wife, Risha, share 3 children DaMora, DaMarcus and Danai. Outside of coaching and homeschooling, he enjoys golf, photography, and preparing his trademark BooBoo's Barbecue for all to enjoy.



CHRIS SCOTT
LINEBACKERS

Coach Chris Scott returns to the Bluff and is no stranger to Southern University Football.

Coach Scott was a star player for Southern and the "Dawg Day Defense" from 1984-1988 as an inside linebacker and team captain. As a player, Scott received honors as Freshman of the Year, All-SWAC, 1988 Bayou Classic MVP. Southern's all-time leading tackler was inducted into the Southern University Hall of Fame in 2018.

Scott began his coaching career at his alma mater in 1989 and stayed on staff through 1997. During his first stint at Southern, coach Scott helped guide the Jaguars to SWAC and Black National titles in '93, '95 and '97.

Scott was hired at Tennessee State University under head coach L.C. Cole where he won two Ohio Valley championships and the Black National Championship in 1998.

Coach Scott would coach under head coach Douglas Williams at Grambling State University as the defensive line coach. At Grambling, Scott helped guide the Tigers to three straight SWAC championships from 2000-2002.

Scott received his bachelor's degree in theology and is currently in school for his masters. One of Scott's favorite scriptures is Jeremiah 29:11. That is what he teaches and shares with his players.

Scott is married to Elaine Scott and have six children, Jermone, Brittany, Chris Jr., Chandrieka, Darien and Faith. With his wife, Scott has an outreach ministry where they feed and dress the homeless. They are proud members of United Christian Faith Ministry under the leadership of Dr. Mark Ellis in Baton Rouge where they serve on different ministries.



ASSISTANT COACHES



RANDALL MOORE

DIRECTOR OF STRENGTH & CONDITIONING



DIRECTOR OF FOOTBALL OPERATIONS



SUPPORT STAFF



DR. JESSICA ROBINSON
DIRECTOR OF SPORTS MEDICINE

Dr. Jessica Robinson enters her second year as Director of Sports Medicine at Southern University.

Dr. Robinson is originally from Columbus, Georgia and graduated from W.H Spencer High School. After graduation, Dr. Robinson attended Grambling State University and received her Bachelor's degree in Biology, she was one of the first female student athletic trainers working under the late Rickey McCall. After graduation, she went to the United States Sports Academy in Daphne, Alabama and received her Masters of Sports Science Degree in Sports Medicine.

As an Athletic trainer, Dr. Robinson had the opportunity to work at Grambling State University and Waco High School in Waco, TX. Taking a few years off from Athletic Training, Dr. Robinson had the opportunity to work in various areas to learn in the ins and outs of being a great director. She has worked at Blue Cross Blue Shield Customer Service Rep, Hillcrest Hospital as a Pharmacy Technician and Columbus Technical College as an Adjunct Instructor.




SEAN BRADLEY
TEAM PHYSICIAN

Dr. Sean Bradley is a primary care sports medicine physician who joined the Ochsner team after completing his fellowship at the Cleveland Clinic. Dr. Bradley is a board-certified Internal Medicine physician with a Certificate of Added Qualification in Primary Care Sports Medicine. He treats sports-related concussion and manages safe and appropriate return to play, performs point of care musculoskeletal ultrasound, and is trained in minimally invasive tendon debridement or TenJet for chronic tendon injuries.



JEREMY BURNHAM
TEAM ORTHOPEDIC

Dr. Burnham is a board-certified, fellowship trained orthopedic surgeon specializing in sports medicine and complex knee ligament, meniscus, and cartilage surgery. He serves as the Medical Director of Sports Medicine for Ochsner – Baton Rouge. While maintaining an active clinical practice, he also contributes to advancing the field of sports medicine through musculoskeletal research focusing on treatment of knee injuries and knee stability. He is board-certified in Orthopedic Surgery and Sports Medicine.



CHRIS BANKHEAD
TEAM PHYSICIAN

Dr. Christopher Bankhead is a Baton Rouge native who returned home to Louisiana and joined the Ochsner team after completing his fellowship in sports medicine and shoulder surgery at the University of Virginia (UVA). He specializes in arthroscopic and open reconstructive surgery of the shoulder, hip and knee. He has a special interest in athletic injuries from adolescents through older persons who exercise for fitness but focuses on improving his patients' quality of life regardless of activity level.



YEAR-BY-YEAR RESULTS

<u>1901 (0-1)</u> Tuskegee L 0-37	<u>1913 (N/A)</u> results unavailable	<u>1923 (4-4)</u> Stillman W 30-0 Talladega L 0-13 Tuskegee L 6-13 24th Infantry W 18-12 Birmingham W 26-0 Miles W 16-0 Morehouse L 0-25 Florida A&M L 0-6	Tuskegee T 0-0
<u>1902 (0-1)</u> Tuskegee L 0-85	<u>1914 (3-1)</u> Selma W 39-0 Americus W 26-0 Tuskegee W 7-0 Talladega L 0-19	<u>1924 (5-3)</u> Selma W 20-0 Birmingham W 12-0 Talladega W 13-6 Alabama A&M W 30-0 24th Infantry L 7-40 Tuskegee L 7-28 Morehouse L 0-33 Florida A&M W 13-6	<u>1928 (5-4-1)</u> Florida A&M W 6-0 Atlanta L 5-7 Selma W 32-6 Langston L 0-7 Talladega W 13-0 Tennessee State W 6-0 Morehouse L 7-25 Tuskegee T 6-6 Miles W 42-0 Clark L 0-28
<u>1903 (N/A)</u> results unavailable	<u>1915 (2-1)</u> Tuskegee W 13-0 Selma W 40-0 Fisk L 0-25	<u>1925 (6-2-1)</u> 24th Infantry T 0-0 Birmingham W 33-0 Talladega W 7-6 Alabama A&M W 7-0 Selma W 57-0 Tuskegee L 0-14 Miles W 35-0 Morehouse L 0-20 Florida A&M W 25-0	<u>1929 (5-2-2)</u> 24th Infantry T 0-0 Florida A&M W 6-0 Morris Brown W 2-0 Langston T 13-13 Alabama A&M W 32-0 Clark L 0-13 Selma W 43-0 Tuskegee L 0-20 Miles W 44-0
<u>1904 (0-1)</u> Tuskegee L 0-65	<u>1916 (2-2-1)</u> Selma W 41-0 Paine W 62-20 Birmingham L 0-12	<u>1926 (6-3)</u> Georgia Normal W 83-0 Birmingham W 59-0 Atlanta University W 12-7 Miles W 12-0 Selma W 54-0 Tuskegee L 7-14 Talladega L 0-2 Morehouse W 12-7 Florida A&M L 0-6	<u>1930 (6-5)</u> 24th Infantry W 39-0 Florida A&M W 13-6 Morris Brown L 0-6 Alabama A&M W 46-6 Langston L 0-28 Paine W 40-13 Wilberforce L 0-26 Clark W 13-0 Miles W 19-12 Tuskegee L 6-32 Morehouse L 0-3
<u>1905 (0-2)</u> Tuskegee L 0-6 Talladega L 0-5	<u>1917 (1-2)</u> Talladega L 0-19 Selma W 72-0 Ohio National Guard L 0-19	<u>1927 (5-3-2)</u> Miles W 19-9 Atlanta L 0-6 Morehouse L 6-13 Selma W 49-0 Talladega W 12-6 Clark T 6-6 Lane W 19-0 Langston L 0-14 Florida A&M W 25-6	<u>1931 (8-3)</u> 24th Infantry W 42-0 New Orleans W 39-6 Paine W 32-12 Clark W 19-7 Alabama A&M W 56-0 Wilberforce L 0-32 Morris Brown W 6-0 Florida A&M W 14-0 Tuskegee L 7-32 Morehouse W 24-0 Prairie View L 2-27
<u>1906 (0-1-1)</u> Tuskegee L 0-5 Talladega T 5-5	<u>1918 (0-1-1)</u> Tuskegee L 0-31 Clark T 0-0		
<u>1907 (1-1)</u> Tuskegee L 0-6 Talladega W 10-5	<u>1919 (N/A)</u> results unavailable		
<u>1908 (3-1)</u> Talladega W 5-0 Talladega W 6-0 Tuskegee L 0-6 Atlanta W 6-0	<u>1920 (N/A)</u> results unavailable		
<u>1909 (5-0)</u> Talladega W 6-0 Atlanta W 6-0 Florida A&M W 65-0 Americus W 18-0 Tuskegee W 2-0	<u>1921 (2-1-2)</u> 24th Infantry T 7-7 Talladega L 20-21 Bethel W 7-0 24th Infantry W 7-0 Miles T 7-7	<u>1922 (4-3)</u> Tuskegee L 0-19 24th Infantry L 0-26 Stillman W 38-0 24th Infantry L 0-12 Mobile W 31-0 Selma W 82-0 Florida A&M W 14-0	
<u>1910 (3-1)</u> Talladega W 6-0 Atlanta W 6-0 Americus W 6-0 Morehouse L 0-17	<u>1911 (2-1)</u> Americus W 12-0 Jackson W 17-0 Talladega L 5-6		
<u>1912 (N/A)</u> results unavailable			



YEAR-BY-YEAR RESULTS

1949 (10-0-1)**

Texas Southern	W	41-0
Central State	W	20-18
Huston-Tillotson	W	34-0
Ark. Pine-Bluff	W	47-6
Langston Univ.	T	14-14
Texas College	W	41-7
Bishop College	W	14-7
Wiley College	W	37-0
Florida A&M	W	31-13
Prairie View A&M	W	39-0
Xavier	W	87-0

1950 (10-0-1)**

Texas Southern	W	19-0
Central State	W	24-0
Huston-Tillotson	W	59-0
Ark. Pine-Bluff	W	26-0
Langston Univ.	W	47-6
Texas State	W	19-6
Bishop College	W	12-7
Wiley College	W	19-6
Florida A&M	T	0-0
Prairie View A&M	W	3-0
Xavier	W	35-6

The 1949&1950 team won the Southwestern Athletic Conference Championship & Black College National Championship

1951 (5-4-2)

Texas Southern	W	25-0
Alcorn State	L	13-19
Huston-Tillotson	W	67-0
Ark. Pine-Bluff	T	7-7
Langston Univ.	L	2-6
Texas College	T	7-7
Bishop College	W	42-0
Wiley College	W	24-21
Florida A&M	L	6-36
Prairie View A&M	W	13-0
Xavier	L	8-22

1952 (8-3)

Texas Southern	L	7-14
Alcorn State	L	27-6
Paul Quinn	W	18-12
Ark. Pine Bluff	W	19-7
Langston Univ.	W	38-7
Texas College	W	19-16
Bishop College	W	105-0
Wiley College	W	38-20

Florida A&M	W	25-13
Prairie View A&M	L	6-31
Xavier	W	19-13

1953 (9-2dfs) W

Texas Southern	W	28-6
Alcorn State	W	33-0
Paul Quinn	W	18-12
Ark. Pine-Bluff	W	60-0
Langston Univ.	W	25-7
Texas College	W	58-0
Bishop College	W	79-0
Wiley College	W	70-13
Florida A&M	L	25-33
Prairie View A&M	L	0-20
Xavier	W	41-15

1954 (10-1)**

Texas Southern	W	26-6
Alcorn State	W	19-0
Paul Quinn	W	33-6
Ark. Pine-Bluff	W	34-6
Langston Univ.	W	25-6
Texas College	W	41-25
Bishop College	W	77-0
Wiley College	W	33-19
Florida A&M	W	59-23
Prairie View A&M	L	13-20
Xavier	W	4-13

The 1954 Black College National Championship

1955 (7-2-1)**

Texas Southern	W	33-21
Alcorn State	T	18-18
Xavier	W	51-0
Ark. Pine-Bluff	W	47-6
Langston Univ.	W	7-0
Texas College	W	38-14
Bishop College +	W	1-0
Wiley College	W	16-6
Florida A&M	L	0-51
Prairie View A&M	L	19-21
+Bishop College Forfeit		

The 1955 team won the Southwestern Athletic Conference Championship

1956 (5-5)

Texas Southern	L	7-19
Alcorn State	W	26-13
Xavier	L	13-14
Ark. Pine-Bluff	W	16-13
Langston Univ.	W	8-0
Texas College	W	39-20
Tennessee State	L	6-52
Wiley College	W	20-13
Florida A&M	L	6-34
Prairie View A&M	L	6-14

1957 (6-4)

Texas Southern	L	6-19
Alcorn State	W	47-0
Xavier	W	38-0
Ark. Pine-Bluff	W	59-0
Langston Univ.	W	40-20
Texas College	W	48-7
Tennessee State	L	14-33
Wiley College	L	20-24
Florida A&M	L	6-32
Prairie View A&M	W	18-13

1958 (8-2)

Texas Southern	W	30-6
Alcorn State	W	56-0
Xavier	W	50-0
Ark. Pine-Bluff	W	34-0
Jackson State	W	30-6
Texas College	L	6-13
Tennessee State	W	23-14
Wiley College	W	21-6
Florida A&M	W	35-6
Prairie View A&M	L	14-20

1959 (8-2)**

Texas Southern	W	32-8
Grambling State	W	12-6
Xavier	W	35-12
Ark. Pine-Bluff	W	56-8
Jackson State	W	22-9
Texas College	W	45-0
Tennessee State	L	13-17
Wiley College	W	18-6
Florida A&M	L	14-21
Prairie View A&M	W	20-6

The 1959 team won the Southwestern Athletic Conference Championship

1960 (9-1)**

Texas Southern	W	14-0
Grambling State	W	12-6
Kentucky State	W	39-6
Ark. Pine-Bluff	W	26-14
Jackson State	W	41-0
Texas College	W	27-6
Tennessee State	W	7-6
Wiley College	W	27-12
Florida A&M	W	14-6
Prairie View A&M	L	15-23

The 1960 team won the Southwestern Athletic Conference Championship & Black College National Championship

1961 (7-3)

Texas Southern	L	6-14
Grambling State	W	20-9
Dillard Univ.	W	43-6
Ark. Pine-Bluff	W	26-8
Jackson State	W	17-7
Texas College	W	59-0
Tennessee State	W	7-0
Wiley College	L	19-21
Florida A&M	L	0-46
Prairie View A&M	W	14-7

1962 (5-5)

Texas Southern	L	6-20
Grambling State	L	3-14
Dillard University	W	27-0
Ark. Pine-Bluff	W	10-0
Jackson State	W	19-14
Alcorn State	L	14-21
Tennessee	W	13-0
Wiley College	W	24-0
Florida A&M	L	0-25
Prairie View A&M	L	14-34

1963 (7-3)

Texas Southern	W	14-6
Grambling State	W	22-21
Dillard Univ.	W	40-0
Ark. Pine-Bluff	W	14-0
Jackson State	W	17-16
Alcorn State	W	27-19
Tennessee	W	21-9
Wiley College	L	13-16
Florida A&M	L	0-37
Prairie View A&M	L	0-35

1964 (4-6)

Texas Southern	W	7-6
----------------	---	-----



YEAR-BY-YEAR RESULTS

Grambling State	W	17-20
Dillard Univ.	W	34-8
Ark. Pine-Bluff	L	0-14
Jackson State	L	0-9
Alcorn State	L	3-21
Tennessee	L	21-32
Wiley College	W	39-13
Florida A&M	W	43-20
Prairie View A&M	L	14-60

1965 (5-4-1)

Texas Southern	T	14-14
Prairie View A&M	W	28-13
Morris Brown	W	28-0
Ark. Pine-Bluff	L	15-24
Jackson State	W	24-21
Alcorn State	W	41-7
Tennessee State	L	36-40
Wiley College	W	77-0
Florida A&M	L	38-41
Grambling State	L	14-34

1966 (7-2-1)

Texas Southern	L	14-20
Prairie View A&M	W	35-0
Morris Brown	W	28-10
Ark. Pine-Bluff	W	28-14
Jackson State	W	45-28
Alcorn State	T	14-14
Tennessee State	L	9-31
Wiley College	W	29-0
Florida A&M	W	17-13
Grambling State	W	41-13

1967 (5-5)

Texas Southern	W	21-17
Prairie View A&M	L	3-20
Miss. Valley State	W	50-14
Ark. Pine-Bluff	W	21-16
Jackson State	L	0-3
Alcorn State	W	10-7
Tennessee	L	16-27
Wiley College	W	50-3
Florida A&M	L	25-36
Grambling State	L	20-27

1968 (4-6)

Texas Southern	L	3-6
Prairie View A&M	W	26-0
Miss. Valley State	W	27-0
Ark. Pine-Bluff	L	14-24
Jackson State	W	30-16

Alcorn State	L	14-26
Tennessee State	L	0-16
Wiley College	W	22-9
Florida A&M	L	24-33
Grambling State	L	32-34

1969 (6-2-1)

Texas Southern	T	13-13
Prairie View A&M	W	14-6
Miss. Valley State	W	30-7
Ark. Pine-Bluff	W	40-19
Jackson State	W	47-20
Alcorn State	L	7-27
Tennessee State	W	30-22
Florida A&M	L	7-10
Grambling State	W	21-17

1970 (5-5-1)

North Carolina A&T	W	21-6
Texas Southern	L	6-29
Prairie View A&M	T	13-13
Miss. Valley State	W	20-0
Ark. Pine-Bluff	W	17-10
Jackson State	W	27-14
Alcorn State	L	0-14
Tennessee State	L	7-38
Florida A&M	W	40-19
Grambling State	L	24-37
Cal State-Hayward	L	6-20

1971 (3-7)

Texas Southern	L	0-21
Prairie View	L	3-21
Miss. Valley State	W	14-0
Ark. Pine-Bluff	L	27-28
Jackson State	L	28-49
Alcorn State	L	14-30
Tennessee State	L	16-27
Florida A&M	W	13-9
Grambling State	L	3-31
North Carolina A&T	W	24-16

1972 (2-7-1)

Tuskegee Institute	W	24-19
Texas Southern	L	0-37
Prairie View A&M	W	20-7
Miss. Valley State	L	13-23
Ark. Pine-Bluff	T	7-7
Jackson State	L	17-22
Alcorn State	L	3-40
Tennessee State	L	14-30
Florida A&M	L	13-27

Grambling State	L	0-2
<u>1973 (6-4)</u>		
Tuskegee	W	21-13
Texas Southern	W	23-15
Prairie View A&M	W	9-0
Miss. Valley State	W	19-14
Ark. Pine-Bluff	W	34-13
Jackson State	L	3-28
Alcorn State	L	0-6
Tennessee State	L	6-21
Florida A&M	W	14-10
Grambling State	L	2-10

1974 (8-3)

Tuskegee Institute	W	33-22
Texas Southern	L	6-14
Prairie View A&M	W	34-7
Miss. Valley State	W	21-17
Ark. Pine-Bluff	W	48-7
Jackson State	W	21-19
Alcorn State	L	14-23
Nebraska-Omaha	W	21-7
Los Angeles State	W	42-8
Florida A&M	W	24-8
Grambling State	L	0-21

1975 (9-3)**

Tuskegee	W	17-3
Texas Southern	W	35-13
Prairie View A&M	W	26-0
Miss. Valley State	L	7-14
Ark. Pine-Bluff	W	40-0
Jackson State	W	21-20
Alcorn State	W	7-3
Nebraska-Omaha	W	35-7
Howard Univ.	W	20-0
Florida A&M	L	0-10
Grambling State	L	17-33
South Carolina St.	W	15-12

The 1975 team won the Southwestern Athletic Conference Championship

1976 (8-3)

Tuskegee	W	20-7
Texas Southern	W	26-14
Prairie View A&M	W	7-6
Miss. Valley State	W	45-0
Bishop College	W	41-14
Jackson State	W	20-6

Alcorn State	L	0-3
Tennessee	L	7-21
Howard Univ.	W	21-7
Florida A&M	L	6-18
Grambling State	L	2-10
<u>1977 (3-7-1)</u>		
Tuskegee	W	13-7
Texas Southern	T	14-14
Prairie View A&M	W	46-6
Miss. Valley State	L	13-35
Bishop College	W	28-3
Jackson State	L	0-38
Alcorn State	L	0-23
Tennessee State	L	7-15
Howard Univ.	L	16-26
Florida A&M	L	6-19
Grambling State	L	20-55

1978 (4-7)

Tuskegee	W	35-17
Texas Southern	L	11-20
Prairie View A&M	W	15-14
Miss. Valley State	W	22-14
Alabama State	L	6-9
Jackson State	L	14-41
Alcorn State	L	7-16
Tennessee State	L	13-30
Howard Univ.	W	28-20
Florida A&M	L	12-16
Grambling State	L	15-28

1979 (7-4)

Tuskegee	W	22-2
Texas Southern	W	21-0
Prairie View A&M	W	44-0
Miss. Valley State	W	20-7
Alabama State	W	28-0
Jackson State	L	0-34
Alcorn State	L	12-17
Tennessee State	L	6-17
Howard Univ.	W	30-0
Florida A&M	L	6-18
Grambling State	W	14-7

1980 (4-6-1)

Nevada-Reno	L	0-20
Texas Southern	L	16-19
Prairie View A&M	W	31-6
Miss. Valley State	W	14-12
Nicholls State	W	48-0
Jackson St.	L	6-7



YEAR-BY-YEAR RESULTS

Alcorn State	W	15-7
Tennessee State	L	9-49
Howard	T	3-3
Florida A&M	L	7-13
Grambling State	L	16-43

1981 (3-8)

Bethune-Cookman	W	3-0
Texas Southern	L	7-13
Prairie View A&M	W	35-0
Miss. Valley State	L	16-21
Nicholls State	L14-56	
Jackson State	L	0-41
Alcorn State	L	0-18
Tennessee State	L	18-28
Southeastern	L	27-28
Florida A&M	L	14-41
Grambling State	W	50-20

1982 (8-3)

Bethune-Cookman	W14-10	
Texas Southern	W	17-6
Prairie View A&M	W	42-6
Miss Valley State	W	31-14
Nicholls State	L	14-26
Jackson State	L	10-17
Alcorn State	W	17-12
Tennessee State	L	21-28
Southeastern	W	26-19
Florida A&M	W	24-21
Grambling State	W	22-17

1983 (7-4)

Alabama State	W	14-7
Texas Southern	W	35-7
Prairie View A&M	W	23-9
Miss Valley State	W	31-28
Nicholls State	W	21-20
Jackson State	L	0-31
Alcorn State	W	20-19
Tennessee State	L	24-49
Morgan State	W	45-27
Florida A&M	L	14-31
Grambling State	L	10-24

1984 (6-5)

Alabama State	W	20-0
Texas Southern	W	10-3
Prairie View A&M	W	28-7
Miss Valley State	L	45-63
Nicholls State	L	26-43
Jackson State	W	34-28

Alcorn State	L	16-44
Tennessee State	L	7-42
N. C. A&T	W	41-0
Florida A&M	W	28-18
Grambling	L	29-31

1985 (6-5)

Miss Valley State	L	7-28
Alabama State	W	35-14
Texas Southern	W	22-14
Prairie View A&M	W	14-12
Nicholls State	W	25-22
Jackson State	L	9-27
Alcorn State	L	13-23
Tennessee State	W	13-10
Delaware State	L	8-46
Florida A&M	W	38-27
Grambling State	L	12-29

1986 (5-5-1)

Delaware State	L	14-21
Alabama State	W	27-9
Texas Southern	W	43-29
Prairie View A&M	W	21-14
Miss Valley State	W	28-7
Nicholls State	L	10-17
Jackson State	L	9-16
Alcorn State	L	13-14
Tennessee State	T	17-17
Florida A&M	W	30-14
Grambling State	L	3-30

1987 (7-4)

Alabama State	W	14-10
Texas Southern	W	33-13
Prairie View A&M	W	14-0
Miss Valley State	W	17-14
Nicholls State	L	21-27
Jackson State	L	0-14
Alcorn State	L	17-19
Tennessee State	W	14-7
Florida A&M	L	17-24
SW Missouri St.	W	8-6
Grambling State	W	27-21

1988 (7-4)

Alabama State	W	20-12
Texas Southern	W	24-16
Prairie View A&M	W	Forfeit
Miss Valley State	W	45-7
Nicholls State	L	0-24
Jackson State	L	3-23

Alcorn State	L	7-27
Florida A&M	L	20-45
Bethune-Cookman	W20-13	
Tennessee State	W	10-7
Grambling State	W	10-3

1989 (6-4-1)

Alabama State	W	17-14
Texas Southern	L	14-21
Prairie View AA&M	W	34-3
Miss Valley State	W	28-6
U. Dis. of Columbia	W42-14	
Jackson State	W	21-7
Alcorn State	L	10-27
Nicholls State	W	31-28
Florida State	L	13-21
Tennessee State	T	7-7
Grambling State	L	30-44

1990 (4-7)

Howard	L	21-26
Alabama State	W	7-6
Texas Southern	L	16-26
Miss Valley State	W	42-22
Ark Pine-Bluff	W	16-12
Jackson State	L	14-52
Alcorn State	L	14-24
Florida A&M	W	48-30
Tennessee State	L	21-31
Nicholls State	L	19-23
Grambling State	L	13-25

1991 (4-7)

Alabama State	L	16-19
Texas Southern	W	38-30
S. C. State	L	23-30
Miss Valley State	L	0-7
Jackson State	W	21-20
Alcorn State	L	29-52
Nicholls State	L	7-21
Florida A&M	L	20-24
Tennessee State	L	14-33
Prairie View A&M	W	56-20
Grambling State	W	31-30

1992 (5-6)

Alabama State	L	10-30
S C State	W	19-18
Miss Valley State	W	13-10
Winston Salem	W	47-14
Jackson State	L	24-25
Alcorn State	L	13-35

Nicholls State	L	24-27
Florida A&M	L	6-16
Texas Southern	W	34-6
Prairie View A&M	W	12-7
Grambling State	L	27-30

1993 (11-1)**

Northwestern	W	30-13
Alabama State	W	23-14
Prairie View A&M	W	46-6
S C State	W	14-10
Miss Valley State	W	14-13
Texas Southern	W	47-7
Jackson State	W	16-3
Alcorn State	W	47-31
Nicholls State	L	14-28
Florida A&M	W	26-14
Grambling State	W	31-13
S C State	W	11-0

The 1993 team won the Southwestern Athletic Conference Championship & Black College National Championship

1994 (6-5)

Northwestern	W	20-0
Alabama State	W	31-0
Miss Valley State	W	46-6
N C A&T	L	21-22
Prairie View A&M	W	21-7
Jackson State	L	21-24
Alcorn State	L	37-41
Nicholls State	L	14-20
Florida A&M	L	14-16
Texas Southern	W	21-10
Grambling	W	34-7

1995 (11-1)**

Northwestern	W	13-7
Alabama State	W	29-19
Prairie View A&M	W	29-19
Hampton	W	45-22
Miss Valley State	W	44-6
Jackson State	L	14-16
Alcorn State	W	61-51
Nicholls State	W	41-3
Florida A&M	W	52-38
Texas Southern	W	48-13
Grambling	W	30-14
Florida A&M	W	30-25

***The 1995 team won the*



YEAR-BY-YEAR RESULTS

*Black College National Championship***

1996 (7-5)

Northwestern	L	10-27
Alabama State	L	14-16
Prairie View A&M	W	63-0
Tennessee State	W	19-18
Miss Valley State	W	24-0
Jackson State	W	27-16
Alcorn State	W	21-14
Nicholls State	L	0-14
Texas Southern	L	30-34
Grambling	W	17-12
Howard	L	24-27

1997 (11-1) **

Miss Valley State	W	57-30
Northwestern	W	27-9
Ark. Pine-Bluff	W	36-33
Prairie View A&M	W	63-7
Alabama State	W	27-16
Jackson State	W	28-8
Alcorn State	W	25-16
Nicholls State	W	21-14
Florida A&M	L	3-33
Texas Southern	W	27-18
Grambling	W	30-7
S C State	W	34-28

The 1997 team won the Southwestern Athletic Conference Championship & Black College National Championship

1998 (9-3) **

Northwestern	L	7-28
Ark. Pine-Bluff	W	17-14
Prairie View A&M	W	37-7
Alabama State	W	34-27
Miss Valley State	W	42-13
Alabama A&M	L	27-33
Jackson State	W	33-28
Alcorn State	W	29-28
Florida A&M	L	48-50
Texas Southern	W	20-14
Grambling	W	26-14
Bethune-Cookman	W	28-2

The 1998 team won the Southwestern Athletic Conference Championship

1999 (11-2) **

Northwestern	W	20-13
Ark. Pine-Bluff	W	17-9
Prairie View A&M	W	42-0
Alabama State	W	36-13
Hampton	W	21-6
Alabama A&M	W	29-12
Jackson State	W	26-14
Alcorn State	W	28-6
Florida A&M	L	18-65
Texas Southern	W	23-14
Grambling	W	37-31
Jackson State	W	31-30
Hampton	L	3-24

The 1999 team won the Southwestern Athletic Conference Championship

2000 (6-5)

Northwestern	L	20-31
Ark. Pine-Bluff	L	19-30
Prairie View A&M	W	56-6
Jackson State	L	10-13
Alabama State	L	33-37
Alabama A&M	W	31-20
Alcorn State	W	30-14
Morris Brown	W	44-23
Florida A&M	L	49-50
Texas Southern	W	49-29
Grambling	W	33-29

2001 (7-4)

Northwestern	L	21-30
Ark. Pine-Bluff	W	35-14
Alabama State	W	32-7
Tulane	L	41-7
Alabama A&M	W	23-20
Jackson State	L	21-24
Miss Valley State	W	49-0
Florida A&M	W	17-14
Texas Southern	W	7-6
Prairie View A&M	W	43-28
Grambling	L	20-30

2002 (6-6)

Tulane	L	19-37
Northwestern	L	20-30
Ark. Pine-Bluff	W	14-13
Jackson State	L	14-36
Prairie View A&M	W	46-24
Nicholls State	L	13-21

Alabama A&M	L	11-27
Miss Valley State	W	19-16
Alcorn State	L	20-22
Miles College	W	28-21
Texas Southern	W	27-25
Grambling	W	48-24

2003 (12-1) **

Miss Valley State	W	29-0
Prairie View A&M	W	62-7
North Carolina A&T	W	35-16
Alabama State	W	35-10
Ark. Pine-Bluff	W	53-7
Alabama A&M	W	55-25
Jackson State	W	30-20
Alcorn State	L	34-36
Allen University	W	65-0
Lincoln University	W	34-7
Texas Southern	W	24-17
Grambling	W	44-41
Alabama State	W	20-9

The 2003 team won the Southwestern Athletic Conference Championship & Black College National Championship

2004 (8-4) **

McNeese State	L	17-35
Miss Valley State	W	17-14
Prairie View A&M	W	42-12
South Dakota State	L	24-31
Alabama State	W	42-41
Alabama A&M	W	33-24
Jackson State	W	45-7
Alcorn State	W	23-20
Texas College	W	50-17
Texas Southern	W	28-0
Grambling	L	13-24
Alabama State	L	35-40

The 2004 team won the Southwestern Athletic Conference Western Division

2005 (4-5)

McNeese State	Canceled	
Miss Valley State	L	28-31
Prairie View A&M	W	38-0
Albany State	Canceled	
Alabama State	L	35-45
Alabama A&M	L	7-20
Jackson State	W	20-14

Alcorn State	L	16-38
Texas Southern	W	44-20
Ark. Pine-Bluff	W	27-21
Grambling	L	35-50

2006 (5-6)

Bethune-Cookman	W	30-29
Miss Valley State	W	31-14
Prairie View A&M	L	23-26
N C Central	L	20-27
Alabama State	W	38-20
Alabama A&M	L	21-28
Jackson State	L	28-31
Alcorn State	L	10-26
Texas Southern	W	34-17
Ark. Pine-Bluff	L	20-45
Grambling	W	21-17

2007 (8-3)

Florida A&M	W	33-27
Miss Valley State	W	23-6
Prairie View A&M	W	12-2
Tennessee State	W	41-34
Alabama State	W	21-2
Alabama A&M	L	28-33
Jackson State	L	26-32
Alcorn State	W	14-10
Texas Southern	W	56-7
Ark. Pine-Bluff	L	21-23
Grambling	W	22-13

2008 (6-5)

Houston	L	3-55
Tennessee State	L	32-34
Miss Valley State	W	49-7
Alcorn State	W	15-12
Jackson State	W	35-28
Texas Southern	W	45-14
Florida A&M	L	49-52
Prairie View A&M	L	23-24
Ark. Pine-Bluff	W	31-24
Alabama State	W	15-0
Grambling	L	14-20

2009 (6-5)

Louisiana at Laf.	L	19-42
Central State	W	68-0
Tennessee State	W	21-17



YEAR-BY-YEAR RESULTS

Alcorn State	W 48-42
Jackson State	L 14-22
Fort Valley State	W 55-23
Prairie View A&M	L 14-16
Ark. Pine-Bluff	W 24-10
Alabama State	W 34-24
Grambling	L 13-31
Texas Southern	L 25-30

2010 (2-9)

Delaware State	W 37-27
Ark. at Monticello	L 7-31
Alabama A&M	L 14-34
Ark. Pine-Bluff	L 23-41
Miss Valley State	W 38-20
Jackson State	L 45-49
Prairie View A&M	L 16-30
Alcorn State	L 20-27
Texas Southern	L 7-54
Alabama State	L 19-21
Grambling	L 17-38

2011 (4-7)

Tennessee State	L 7-33
Alabama A&M	W 21-6
Jackson State	L 24-28
Florida A&M	L 33-38
Miss Valley State	W 28-21
Prairie View A&M	L 20-23
Ark. Pine-Bluff	L 21-22
Alcorn State	W 30-14
Texas Southern	L 15-29
Alabama State	W 26-23
Grambling	L 12-36

2012 (4-7)

New Mexico	L 21-66
Miss Valley State	L 0-6
Jackson State	W 28-21
Florida A&M	W 21-14
Alcorn State	L 17-20
Texas Southern	W 34-7
Ark. Pine-Bluff	L 21-50
Prairie View A&M	L 29-49
Alabama A&M	L 23-24
Alabama State	L 30-31
Grambling	W 38-33

2013 (9-4)

Houston	L 13-62
Northwestern	L 14-55
Prairie View A&M	W 62-59

Miss Valley State	W 17-7
Jackson State	L 14-19
Alabama A&M	W 20-17
Ark. Pine-Bluff	W 29-21
Alcorn State	L 38-44
Texas Southern	W 31-24
Alabama State	W 31-28
Clark Atlanta	W 53-0
Grambling	W 40-17
Jackson State	W 34-27

The 2013 team won the Southwestern Athletic Conference Championship

2014 (9-4) **

Louisiana at Laf.	L 6-45
Central Methodist	W 56-14
Northwestern	L 27-51
Prairie View A&M	W 34-24
Alcorn State	L 16-56
Ark. Pine-Bluff	W 51-36
Alabama A&M	W 35-34
Jackson State	W 42-28
Alabama State	W 28-21
Texas Southern	W 30-20
Miss Valley State	W 44-13
Grambling	W 52-45
Alcorn State	L 24-38

The 2014 team won the Southwestern Athletic Conference Western Division

2015 (6-5)

LA Tech	L 15-62
Miss Valley State	W 50-13
Jackson State	W 50-31
Georgia	L 6-48
Alabama State	W 45-34
Prairie View A&M	L 42-47
Texas Southern	W 40-21
Alcorn State	L 7-48
Ark. Pine-Bluff	W 57-24
Alabama A&M	W 46-7
Grambling	L 23-34

2016 (8-3)

Louisiana at Mon.	L 21-38
Tulane	L 21-66
Alabama State	W 64-6
Alabama A&M	W 59-31

Jackson State	W 28-24
Ark. Pine-Bluff	W 49-17
Alcorn State	W 41-33
Texas Southern	W 26-10
Prairie View A&M	W 44-34
Miss Valley State	W 55-0
Grambling	L 30-52

2017 (7-4)

S C State	W 14-8
Southern Miss	L 0-45
UTSA	L 17-51
Alcorn State	L 31-48
Fort Valley State	W 31-14
Alabama A&M	W 35-17
Jackson State	W 35-17
Ark. Pine-Bluff	L 47-40
Prairie View A&M	W 37-31
Texas Southern	W 33-7
Grambling	L 21-30

2018 (7-4) **

TCU	L 7-55
LA Tech	L 17-54
Langston	W 33-18
Alabama A&M	W 29-27
Alcorn State	L 3-20
Prairie View A&M	W 38-0
Texas Southern	W 21-7
Jackson State	W 41-7
Ark. Pine-Bluff	W 56-24
Grambling	W 38-28
Alcorn State	L 28-37

The 2018 team won the Southwestern Athletic Conference Western Division

2019 (8-5) **

McNeese State	L 28-34
Memphis	L 24-55
Edwards Water	W 61-0
Florida A&M	L 21-27
Ark. Pine-Bluff	W 31-7
Prairie View A&M	W 34-28
Texas Southern	W 28-21
Alcorn State	L 13-27
Alabama A&M	W 35-31
Va. of Lynchburg	W 58-7
Jackson State	W 40-34
Grambling	L 24-39
Alcorn State	L 24-39

The 2019 team won the Southwestern Athletic Conference Western Division

Spring 2021 (5-1)**

Alabama State	W 24-21
Ark. Pine-Bluff	L 30-33
Texas Southern	W 51-23
Alcorn State	W 2-0*
Jackson State	W 34-14
Prairie View A&M	Canceled
Grambling	W 49-7

The 2021 Season played in Spring due to Covid-19

**Alcorn State forfeit due to opting out of the Season* GBDF*

Fall 2021 (4-7)

Troy	L 3-55
Miles College	W 41-24
McNeese	L 18-31
Mississippi Valley	W 38-25
Texas Southern	L 31-35
Ark. Pine-Bluff	W 34-7
Prairie View A&M	L 21-48
Alcorn	W 38-35
Florida A&M	L 17-29
Jackson State	L 17-21
Grambling	L 26-29

2022 (7-5)

Florida Memorial	W, 86-0
LSU	L, 65-17
Texas Southern	L, 24-0
Ark. Pine Bluff	W, 59-3
Prairie View	W, 45-13
Alcorn State	W, 21-17
Virginia Lynchburg	W, 51-7
Jackson State	L, 35-0
Florida A&M	L, 30-16
Mississippi Valley	W, 27-7
Grambling	W, 345-17
Jackson State	L, 43-24

The 2018 team won the SWAC Western Division



YEAR-BY-YEAR RESULTS

2023 (6-5)

Alabama State	L, 10-14
Jackson State	L, 14-27
Alabama A&M	W, 20-10
Ark. Pine Bluff	W, 27-0
Florida A&M	L, 19-26
Lincoln University	W, 45-18
Bethune-Cookman	W, 28-18
Texas Southern	W, 23-17
Alcorn State	L, 21-44
Prairie View A&M	L, 21-27
Grambling	W, 27-22

2024



2024 SEASON

STATISTICS

Team Statistics

	SU	OPP
Scoring	186	130
Points per game	23.3	16.3
Points Off Turnovers	47	24
First Downs	138	154
Rushing	52	56
Passing	74	81
Penalty	12	17
Rushing Yardage	971	904
Yards gained rushing	1195	1278
Yards lost rushing	224	374
Rushing attempts	271	294
Average per rush	3.6	3.1
Average per game	121.4	113.0
TDs Rushing	11	8
Passing Yardage	1725	1531
Comp-Att-Int	128-229-9	158-265-5
Average per pass	7.5	5.8
Average per catch	13.5	9.7
Average per game	215.6	191.4
TDs Passing	10	9
Total offense	2696	2435
Total plays	500	559
Average per play	5.4	4.4
Average per game	337.0	304.4
Kick returns: #-Yards	19-386	14-215
Punt returns: #-Yards	8-120	10-121
Int returns: #-Yards	5-58	9-4
Kick return average	20.3	15.4
Punt return average	15.0	12.1
Int return average	11.6	0.4
Fumbles-Lost	10-8	16-11
Penalties-Yards	68-599	51-459
Average per game	74.9	57.4
Punts-Yards	30-1282	40-1590
Average per punt	42.7	39.8
Net punt average	36.6	33.0
Kickoffs-Yards	37-2155	27-1505
Average per kick	58.2	55.7
Net kick average	38.5	33.9
Time of possession / game	26:47	32:08
3rd-down conversion	36/102	47/122
3rd-down pct	35%	39%
4rd-down conversion	10/22	9/22



2024 SEASON

STATISTICS

Date	Opponent	Rushing				Receiving				Passing				Kick Returns				Punt Returns				tot off		
		no.	yds	td	lg	no.	yds	td	lg	cmp	att	int	yds	td	lg	no.	yds	td	lg	no.	yds		td	lg
09/02/2023	at Alabama St.	27	69	0	15	17	166	1	26	17	35	2	166	1	26	2	32	0	17	0	0	0	0	235
09/09/2023	Jackson St.	28	54	1	27	25	320	1	64	25	44	2	320	1	64	3	55	0	21	1	43	0	43	374
09/16/2023	Alabama A&M	35	62	1	25	15	225	1	42	15	27	0	225	1	42	1	18	0	18	2	12	0	12	287
09/30/2023	at Ark.-Pine Bluff	43	230	1	33	20	258	2	42	20	25	1	258	2	42	1	43	0	43	0	0	0	0	488
10/07/2023	Florida A&M	35	125	2	34	11	190	1	72	11	19	0	190	1	72	3	25	0	13	1	1	0	1	315
10/14/2023	Lincoln (CA)	30	106	2	31	22	352	3	98	22	33	2	352	3	98	4	99	1	90	3	50	0	23	458
10/21/2023	vs Bethune-Cookman	42	182	2	29	10	156	1	57	10	20	1	156	1	57	2	26	0	22	1	14	1	14	338
10/28/2023	Texas Southern	31	143	2	69	8	58	0	31	8	26	1	58	0	31	3	88	0	42	0	0	0	0	201
Southern U.		271	971	11	69	128	1725	10	98	128	229	9	1725	10	98	19	386	1	90	8	120	1	43	2696
Opponents		294	904	8	75	158	1531	9	63	158	265	5	1531	9	63	14	215	0	26	10	121	0	39	2435

Southern U. Averages

Games	Avg/ rush	Avg/ catch	Pass effic	KR avg	PR avg	All purpose avg/game	Total offense avg/game
9	3.6	19.5	125.7	20.3	15.0	487.5	937.0

Date	Opponent	Tackles			Sacks	Fumble		Pass Defense			bikd	PAT attempts			off				
		ua	a	total		tfl-yds	no-yds	ff	fr-yds	int-yds		qbh	brup	kick	kick	rush	rcv	saf	t/o
09/02/2023	at Alabama St.	32	34	66	9.0-39	4-24	0	0-0	0-0	2	2	0	1-1	0	0	0	0	0	10
09/09/2023	Jackson St.	30	32	62	4.0-9	1-5	0	0-0	0-0	2	2	0	2-2	0	0	0	0	0	14
09/16/2023	Alabama A&M	39	30	69	13.0-86	3-30	2	3-0	1-49	5	5	0	2-2	0	0	0	10	20	
09/30/2023	at Ark.-Pine Bluff	34	50	84	12.0-58	6-39	3	3-29	1-0	2	3	0	3-3	0	0	0	7	27	
10/07/2023	Florida A&M	37	16	53	2.0-10	1-6	0	0-0	1-0	1	7	0	1-3	0	0	0	6	19	
10/14/2023	Lincoln (CA)	30	22	52	10.0-40	1-10	2	2-0	0-0	4	7	0	6-6	0	0	0	10	45	
10/21/2023	vs Bethune-Cookman	40	34	74	4.0-25	3-24	0	1-30	1-0	4	8	2	4-4	0	0	0	7	28	
10/28/2023	Texas Southern	45	36	81	5.0-17	1-0	2	2-0	1-9	1	2	0	2-2	0	0	0	7	23	
Southern U.		287	254	541	59.0-284	20-138	9	11-1	5-58	21	36	2	21-23	0	0	0	47	186	
Opponents		254	230	484	56.0-228	28-160	7	8-3	9-4	14	21	2	12-13	0	1	0	24	130	

Date	Opponent	Punting								Field Goals			Kickoffs					
		no.	yds	avg	long	blkd	tb	fc	50+	120	md-att	long	blkd	no.	yds	avg	tb	ob
09/02/2023	at Alabama St.	3	107	35.7	45	0	0	0	0	1	1-1	40	0	2	130	65.0	2	0
09/09/2023	Jackson St.	3	134	44.7	49	0	1	1	0	2	0-1	0	0	3	179	59.7	1	1
09/16/2023	Alabama A&M	4	200	50.0	56	0	0	1	2	3	2-3	40	1	5	323	64.6	4	0
09/30/2023	at Ark.-Pine Bluff	4	169	42.3	46	0	1	0	0	1	2-2	42	0	6	358	59.7	3	0
10/07/2023	Florida A&M	6	250	41.7	50	0	0	0	1	1	0-0	0	0	4	219	54.8	2	0
10/14/2023	Lincoln (CA)	1	51	51.0	51	0	0	0	1	1	1-1	15	0	8	413	51.6	2	0
10/21/2023	vs Bethune-Cookman	4	147	36.8	47	0	0	1	0	0	0-0	0	0	5	311	62.2	3	0
10/28/2023	Texas Southern	5	224	44.8	53	0	1	1	1	0	1-2	54	0	4	222	55.5	2	0
Southern U.		30	1282	42.7	56	0	3	4	5	9	7-10	54	1	37	2155	58.2	19	1
Opponents		40	1590	39.8	65	1	8	12	6	8	4-10	44	1	27	1505	55.7	6	1



2024 SEASON

STATISTICS

Date	Opponent	no.	yds	td	lg	no.	yds	td	lg	cmp-att-int	yds	td	lg	no.	yds	td	lg	no.	yds	td	lg	off
09/02/2023	at Alabama St.	37	86	0	15	15	180	2	43	15-21-0	180	2	43	0	0	0	0	1	31	0	31	266
09/09/2023	Jackson St.	37	221	3	75	16	184	1	63	16-26-0	184	1	63	1	21	0	21	1	0	0	0	405
09/16/2023	Alabama A&M	38	-17	1	17	19	228	0	31	19-39-1	228	0	31	1	19	0	19	1	21	0	21	211
09/30/2023	at Ark.-Pine Bluff	49	116	0	24	13	105	0	26	13-21-1	105	0	26	3	60	0	24	0	0	0	0	221
10/07/2023	Florida A&M	23	67	1	21	31	325	2	25	31-54-1	325	2	25	1	7	0	7	5	21	0	9	392
10/14/2023	Lincoln (CA)	23	85	1	34	20	132	2	22	20-35-0	132	2	22	5	51	0	19	0	0	0	0	217
10/21/2023	vs Bethune-Cookman	33	43	0	12	28	237	2	43	28-46-1	237	2	43	2	50	0	26	1	9	0	9	280
10/28/2023	Texas Southern	54	303	2	47	16	140	0	17	16-23-1	140	0	17	1	7	0	7	1	39	0	39	443
Opponents		294	904	8	75	158	1531	9	63	158-265-5	1531	9	63	14	215	0	26	10	121	0	39	2435
Southern U.		271	971	11	69	128	1725	10	98	128-229-9	1725	10	98	19	386	1	90	8	120	1	43	2696

Opponents Averages

Games	Avg/ rush	Avg/ catch	Pass effc	KR avg	PR avg	All purpose avg/game	Total offense avg/game
9	3.1	9.7	115.6	15.4	12.1	346.9	304.4

Date	Opponent	Tackles			Sacks	Fumble	Pass Defense			blkd	PAT attempts			off						
		ua	a	total			tfl-yds	no-yds	ff		fr-yds	int-yds	qbh	brup	kick	kick	rush	rcv	saf	t/o
09/02/2023	at Alabama St.	27	32	59	5.0-20	2-12	1	2-0	2-4	7	4	0	2-2	0	0	0	0	0	0	14
09/09/2023	Jackson St.	35	22	57	11.0-39	7-28	1	1-0	2-0	2	1	0	3-4	0	0	0	0	0	0	27
09/16/2023	Alabama A&M	33	24	57	8.0-35	3-21	1	1-0	0-0	2	5	1	1-1	0	0	0	0	0	0	10
09/30/2023	at Ark.-Pine Bluff	28	52	80	5.0-18	2-13	1	1-0	1-0	0	2	0	0-0	0	0	0	0	0	0	0
10/07/2023	Florida A&M	29	24	53	5.0-18	2-13	0	1-0	0-0	1	2	1	3-3	0	0	0	0	0	7	26
10/14/2023	Lincoln (CA)	37	26	63	5.0-26	3-23	1	0-0	2-0	1	3	0	0-0	0	0	0	0	0	6	18
10/21/2023	vs Bethune-Cookman	37	26	63	10.0-36	4-20	1	1-3	1-8	1	3	0	1-1	0	1	0	11	18		
10/28/2023	Texas Southern	28	24	52	7.0-36	5-30	1	1-0	1-0	0	1	0	2-2	0	0	0	0	0	17	
Opponents		254	230	484	56.0-228	28-160	7	8-3	9-4	14	21	2	12-13	0	1	0	24	130		
Southern U.		287	254	541	59.0-284	20-138	9	11-1	5-58	21	36	2	21-23	0	0	0	47	186		

Date	Opponent	Punting										Field Goals			Kickoffs				
		no.	yds	avg	long	blkd	tb	fc	50+	i20	md-att	long	blkd	no.	yds	avg	tb	ob	
09/02/2023	at Alabama St.	4	141	35.3	41	0	3	0	0	0	0-2	0	0	3	180	60.0	0	0	
09/09/2023	Jackson St.	4	213	53.3	65	0	1	0	2	1	0-1	0	0	5	314	62.8	2	0	
09/16/2023	Alabama A&M	3	132	44.0	50	0	0	0	1	1	1-1	39	0	3	189	63.0	2	0	
09/30/2023	at Ark.-Pine Bluff	6	244	40.7	55	0	0	3	1	2	0-1	0	0	1	61	61.0	0	0	
10/07/2023	Florida A&M	6	271	45.2	54	0	3	2	2	1	1-1	44	0	5	278	55.6	2	0	
10/14/2023	Lincoln (CA)	7	266	38.0	47	0	1	1	0	1	0-0	0	0	4	163	40.8	0	0	
10/21/2023	vs Bethune-Cookman	6	179	29.8	42	1	0	3	0	2	1-2	37	1	2	81	40.5	0	0	
10/28/2023	Texas Southern	4	144	36.0	45	0	0	3	0	0	1-2	21	0	4	239	59.8	0	1	
Opponents		40	1590	39.8	65	1	8	12	6	8	4-10	44	1	27	1505	55.7	6	1	
Southern U.		30	1282	42.7	56	0	3	4	5	9	7-10	54	1	37	2155	58.2	19	1	



2024 SEASON

STATISTICS

Rushing

Player	gp	att	gain	loss	net	avg	td	lg	avg/g
Kendric Rhymes	8	74	477	14	463	6.3	5	69	57.9
Gary Quarles	8	93	424	35	389	4.2	3	34	48.6
Kobe Dillon	7	25	72	6	66	2.6	0	10	9.4
CJ Russell	7	15	59	1	58	3.9	2	20	8.3
Harold Blood	8	58	159	150	9	0.2	1	29	1.1
Ed Magee	7	2	4	0	4	2.0	0	3	0.6
Noah Bodden	4	1	0	15	-15	-15.0	0	0	-3.8
Team	8	3	0	3	-3	-1.0	0	0	-0.4
Total	8	271	1195	224	971	3.6	11	69	121.4
Opponents	8	294	1278	374	904	3.1	8	75	113.0

Passing

Player	gp	effic	comp-att-int	pct	yds	td	lg	avg/g
Harold Blood	8	128.4	122-216-8	56.5	1646	10	98	205.8
Noah Bodden	4	65.6	5-12-1	41.7	58	0	23	14.5
Joshua Alexander	4	276.4	1-1-0	100.0	21	0	21	5.3
Total	8	125.7	128-229-9	55.9	1725	10	98	215.6
Opponents	8	115.6	158-265-5	59.6	1531	9	63	191.4

Receiving

Player	gp	no.	yds	avg	td	lg	avg/g
Kendric Rhymes	8	20	168	8.4	2	44	21.0
Chandler Whitfield	8	16	255	15.9	2	72	31.9
Colbey Washington	8	14	205	14.6	0	31	25.6
George Qualls, Jr.	8	14	166	11.9	1	38	20.8
Jallon Howard	8	12	160	13.3	0	42	20.0
August Pitre III	7	12	245	20.4	3	64	35.0
Gary Quarles	8	10	62	6.2	1	30	7.8
Cassius Allen	8	10	157	15.7	0	30	19.6
Ed Magee	7	9	118	13.1	0	36	16.9
Darren Morris	8	5	143	28.6	1	98	17.9
Kobe Dillon	7	2	15	7.5	0	11	2.1
Dupree Fuller	5	2	15	7.5	0	11	3.0
Cameron Jackson	1	1	12	12.0	0	12	12.0
Marcus Borne	5	1	4	4.0	0	4	0.8
Total	8	128	1725	13.5	10	98	215.6
Opponents	8	158	1531	9.7	9	63	191.4

Punt Returns

Player	no.	yds	avg	td	lg
Chandler Whitfield	6	119	19.8	0	43
Keylin Roach	1	1	1.0	0	1
George Qualls, Jr.	0	0	0.0	1	0
Total	8	120	15.0	1	43
Opponents	10	121	12.1	0	39

Interceptions

Player	no.	yds	avg	td	lg
Jordan Carter	3	9	3.0	0	9
Kriston Davis	1	0	0.0	0	0
Horacio Johnson	1	49	49.0	0	49
Total	5	58	11.6	0	49
Opponents	9	4	0.4	0	8

Kick Returns

Player	no.	yds	avg	td	lg
CJ Russell	6	138	23.0	0	43
Jallon Howard	5	184	36.8	1	90
Jordan Dupre	2	34	17.0	0	19
Tahj Brown	1	-2	-2.0	0	0
Kobe Dillon	1	4	4.0	0	4
Tyce Fusiller	1	11	11.0	0	11
Kendric Rhymes	1	17	17.0	0	17
Cassius Allen	1	0	0.0	0	0
Michael Jones Jr	1	0	0.0	0	0
Total	19	386	20.3	1	90
Opponents	14	215	15.4	0	26

Fumble Returns

Player	no.	yds	avg	td	lg
Jordan Carter	2	30	15.0	0	30
Tahj Brown	3	0	0.0	0	0
Ckelby Givens	1	0	0.0	1	0
Davin Cotton	1	0	0.0	0	0
Kriston Davis	1	0	0.0	0	0
Keylin Roach	1	0	0.0	0	0
Tyce Fusiller	1	0	0.0	0	0
Demetri Morsell	1	-29	-29.0	0	0
Total	11	1	0.1	1	30
Opponents	8	3	0.4	0	3



2024 SEASON

STATISTICS

Team Results

Date	Opponent		Score	Att.
09/02/2023	at Alabama St.	L	10-14	22726
09/09/2023	Jackson St.	L	14-27	29986
* 09/16/2023	Alabama A&M	W	20-10	14968
* 09/30/2023	at Ark.-Pine Bluff	W	27-0	8461
* 10/07/2023	Florida A&M	L	19-26	17174
10/14/2023	Lincoln (CA)	W	45-18	21500
* 10/21/2023	vs Bethune-Cookman	W	28-18	10186
* 10/28/2023	Texas Southern	Wot1	23-17	19662

Rushing

Player	gp	att	gain	loss	net	avg	td	lg	avg/g
Kendric Rhymes	8	74	477	14	463	6.3	5	69	57.9
Gary Quarles	8	93	424	35	389	4.2	3	34	48.6
Kobe Dillon	7	25	72	6	66	2.6	0	10	9.4
CJ Russell	7	15	59	1	58	3.9	2	20	8.3
Harold Blood	8	58	159	150	9	0.2	1	29	1.1
Ed Magee	7	2	4	0	4	2.0	0	3	0.6
Noah Bodden	4	1	0	15	-15	-15.0	0	0	-3.8
Team	8	3	0	3	-3	-1.0	0	0	-0.4
Total	8	271	1195	224	971	3.6	11	69	121.4
Opponents	8	294	1278	374	904	3.1	8	75	113.0

Passing

Player	gp	effic	comp-att-int	pct	yds	td	lg	avg/g
Harold Blood	8	128.4	122-216-8	56.5	1646	10	98	205.8
Noah Bodden	4	65.6	5-12-1	41.7	58	0	23	14.5
Joshua Alexander	4	276.4	1-1-0	100.0	21	0	21	5.3
Total	8	125.7	128-229-9	55.9	1725	10	98	215.6
Opponents	8	115.6	158-265-5	59.6	1531	9	63	191.4

Receiving

Player	gp	no.	yds	avg	td	lg	avg/g
Kendric Rhymes	8	20	168	8.4	2	44	21.0
Chandler Whitfield	8	16	255	15.9	2	72	31.9
Colbey Washington	8	14	205	14.6	0	31	25.6
George Qualls, Jr.	8	14	166	11.9	1	38	20.8
Jailon Howard	8	12	160	13.3	0	42	20.0
August Pitre III	7	12	245	20.4	3	64	35.0
Gary Quarles	8	10	62	6.2	1	30	7.8
Cassius Allen	8	10	157	15.7	0	30	19.6
Ed Magee	7	9	118	13.1	0	36	16.9
Darren Morris	8	5	143	28.6	1	98	17.9
Kobe Dillon	7	2	15	7.5	0	11	2.1
Dupree Fuller	5	2	15	7.5	0	11	3.0
Cameron Jackson	1	1	12	12.0	0	12	12.0
Marcus Borne	5	1	4	4.0	0	4	0.8
Total	8	128	1725	13.5	10	98	215.6
Opponents	8	158	1531	9.7	9	63	191.4

Game Records

Record	Overall	Home	Away	Neutral
ALL GAMES	5-3	3-2	1-1	1-0
CONFERENCE	4-1	2-1	1-0	1-0
NON-CONFERENCE	1-2	1-1	0-1	0-0

Team Statistics

	SU	OPP
First Downs	138	154
Rushing	52	58
Passing	74	81
Penalty	12	17
Rushing Yardage	971	904
Rushing attempts	271	294
Average per rush	3.6	3.1
Average per game	121.4	113.0
TDs Rushing	11	8
Passing Yardage	1725	1531
Comp-Att-Int	128-229-9	158-265-5
Average per pass	7.5	5.8
Average per catch	13.5	9.7
Average per game	215.6	191.4
TDs Passing	10	9
Total offense	2696	2435
Average per play	5.4	4.4
Average per game	337.0	304.4
Kick returns: #-Yards	19-386	14-215
Punt returns: #-Yards	8-120	10-121
Int returns: #-Yards	5-58	9-4
Fumbles-Lost	10-8	16-11
Penalties-Yards	68-599	51-459
Punts-Avg	30-42.7	40-39.8
Time of possession / game	26:47	32:08
3rd-down conversion	36/102	47/122
4rd-down conversion	10/22	9/22
PAT-attempts	(21-23) 91%	(12-13) 92%
2-point conversion-attempts	(0-0) 0%	(1-4) 25%

Interceptions

Player	no.	yds	avg	td	lg
Jordan Carter	3	9	3.0	0	9
Kriston Davis	1	0	0.0	0	0
Horacio Johnson	1	49	49.0	0	49
Total	5	58	11.6	0	49
Opponents	9	4	0.4	0	8



2024 SEASON

STATISTICS

Field Goals

Player	fg	pct.	01-19	20-29	30-39	40-49	50-99	lg	blk
Joshua Griffin	7-10	70.0	2-2	1-2	0-1	3-3	1-2	54	1
Opponents	4-10	40.0	0-0	1-1	2-3	1-4	0-2	44	1

Scoring

Player	td	fg	PAT						pts
			kick	rush	rcv	pass	dxp	saf	
Joshua Griffin	-	7-10	21-23	-	-	-	-	-	42
Kendric Rhymes	7	-	-	-	-	-	-	-	42
Gary Quarles	4	-	-	-	-	-	-	-	24
August Pitre III	3	-	-	-	-	-	-	-	18
CJ Russell	2	-	-	-	-	-	-	-	12
George Qualls, Jr.	2	-	-	-	-	-	-	-	12
Chandler Whitfield	2	-	-	-	-	-	-	-	12
Jalton Howard	1	-	-	-	-	-	-	-	6
Darren Morris	1	-	-	-	-	-	-	-	6
Harold Blood	1	-	-	-	-	-	-	-	6
Clkelby Givens	1	-	-	-	-	-	-	-	6
Total	24	7-10	21-23	0	0	0	0	0	186
Opponents	17	4-10	12-13	0	1	1	1	0	130

Score by Periods

Team	1st	2nd	3rd	4th	OT	TOT
Southern U.	65	43	28	44	6	186
Opponents	14	57	27	32	0	130

Punting

Player	no.	yds	avg	lg	tb	fc	120	50+	blk
Robens Beauplan	30	1282	42.7	56	3	4	9	5	0
Total	30	1282	42.7	56	3	4	9	5	0
Opponents	40	1590	39.8	65	8	12	8	6	1

Post Returns

Player	no.	yds	avg	td	lg
Chandler Whitfield	6	119	19.8	0	43
Keylin Roach	1	1	1.0	0	1
Total	8	120	15.0	1	43
Opponents	10	121	12.1	0	39

Kick Returns

Player	no.	yds	avg	td	lg
CJ Russell	6	138	23.0	0	43
Jalton Howard	5	184	36.8	1	90
Jordan Dupre	2	34	17.0	0	19
Tahj Brown	1	-2	-2.0	0	0
Kobe Dillion	1	4	4.0	0	4
Tyce Fusilier	1	11	11.0	0	11
Kendric Rhymes	1	17	17.0	0	17
Cassius Allen	1	0	0.0	0	0
Michael Jones Jr	1	0	0.0	0	0
Total	19	386	20.3	1	90
Opponents	14	215	15.4	0	26

All Purpose

Player	g	rush	rcv	pr	kr	lr	total	avg/g
Kendric Rhymes	8	463	168	0	17	0	648	81.0
Gary Quarles	8	389	62	0	0	0	451	56.4
Chandler Whitfield	8	0	255	119	0	0	374	46.8
Jalton Howard	8	0	160	0	184	0	344	43.0
August Pitre III	7	0	245	0	0	0	245	35.0
Colbey Washington	8	0	205	0	0	0	205	25.6
CJ Russell	7	58	0	0	138	0	196	28.0
George Qualls, Jr.	8	0	166	0	0	0	166	20.8
Cassius Allen	8	0	157	0	0	0	157	19.6
Darren Morris	8	0	143	0	0	0	143	17.9
Ed Magee	7	4	118	0	0	0	122	17.4
Kobe Dillion	7	66	15	0	4	0	85	12.1
Horacio Johnson	8	0	0	0	0	49	49	6.1
Jordan Dupre	3	0	0	0	34	0	34	11.3
Dupree Fuller	5	0	15	0	0	0	15	3.0
Cameron Jackson	1	0	12	0	0	0	12	12.0
Tyce Fusilier	5	0	0	0	11	0	11	2.2
Jordan Carter	8	0	0	0	0	9	9	1.1
Harold Blood	8	9	0	0	0	0	9	1.1
Marcus Borne	5	0	4	0	0	0	4	0.8
Keylin Roach	8	0	0	1	0	0	1	0.1
Tahj Brown	8	0	0	0	-2	0	-2	-0.3
Noah Bodden	4	-15	0	0	0	0	-15	-3.8
Total	8	971	1725	120	386	58	3260	407.5
Opponents	8	904	1531	121	215	4	2775	346.9

Total Offense

Player	g	plays	rush	pass	total	avg/g
Harold Blood	8	274	9	1646	1655	206.9
Kendric Rhymes	8	74	463	0	463	57.9
Gary Quarles	8	93	389	0	389	48.6
Kobe Dillion	7	25	66	0	66	9.4
CJ Russell	7	15	58	0	58	8.3
Noah Bodden	4	13	-15	58	43	10.8
Joshua Alexander	4	1	0	21	21	5.3
Ed Magee	7	2	4	0	4	0.6
Total	8	500	971	1725	2696	337.0
Opponents	8	559	904	1531	2435	304.4



2024 SEASON

STATISTICS

Total Tackles

Player	S-A	Total	ALST	JSU	AAMU	UAPB	FAMU	Lincoln (CA)	BCU	TSU
Derrick Williams	19-38	57	3-4	0-7	3-6	1-8	0-3	3-1	3-2	6-7
Jalen Campbell	27-28	55	5-10	4-4	3-1	4-8	7-1	1-2	3-2	-
Jordan Carter	30-10	40	1-1	3-0	4-3	5-1	4-0	2-0	3-1	8-4
Horacio Johnson	25-13	38	4-0	7-2	3-1	1-3	1-1	2-1	2-1	5-4
Ckelby Givens	17-20	37	2-1	1-3	3-4	3-6	1-2	2-1	3-2	2-1
Tahj Brown	21-14	35	1-3	4-0	3-1	2-3	2-1	4-1	1-2	4-3
Rodney Johnson	18-14	32	3-1	4-1	4-0	1-2	1-1	1-2	4-5	0-2
Demetri Morsell	17-5	22	DNP	DNP	DNP	3-0	4-2	5-1	1-2	4-0
Willie Matthews III	11-11	22	DNP	DNP	3-0	2-3	3-0	2-3	0-2	1-3
Davin Cotton	6-16	22	DNP	1-2	2-5	0-4	1-0	0-1	1-1	1-3
Kriston Davis	16-5	21	4-2	3-0	DNP	1-0	4-1	1-0	1-0	2-2
Keylin Roach	9-10	19	0-1	-	3-1	1-2	1-0	0-1	3-2	1-3
Jordan Monroe	8-7	15	1-1	0-2	3-3	-	1-0	DNP	2-1	1-0
William Miles	7-7	14	2-1	1-1	0-1	1-1	-	-	1-2	2-1
Tyler Judson	6-6	12	2-5	2-1	1-0	1-0	-	DNP	DNP	DNP
Joshua Tate	7-4	11	DNP	DNP	DNP	DNP	1-0	1-0	3-2	2-2
Latrell Johnson	4-7	11	1-1	0-2	1-2	-	0-1	1-0	1-1	DNP
Joshua Donald	7-3	10	-	-	0-1	2-0	1-0	DNP	2-1	2-1
Rasheed Lyles	4-6	10	0-2	0-3	DNP	1-0	1-0	0-1	2-0	-
Leroy Bowers	5-4	9	DNP	DNP	DNP	1-2	2-1	1-0	1-1	-
Zac Yassine	4-5	9	DNP	DNP	DNP	1-1	DNP	0-3	1-1	2-0
Darius Harry	0-8	8	0-1	0-2	-	0-1	0-1	0-1	0-2	-
Jelani Davis	4-1	5	1-0	DNP	DNP	1-1	DNP	2-0	-	-
Marcus Borne	3-2	5	-	DNP	1-0	0-1	1-0	1-1	DNP	DNP
Kaymen St.Junious	2-1	3	-	DNP	1-0	1-1	DNP	DNP	DNP	DNP
Dominique Hall	1-1	2	DNP	DNP	DNP	DNP	DNP	0-1	1-0	-
Michael Jones Jr	1-1	2	-	DNP	0-1	-	-	1-0	DNP	-
Kenneth Gooden	1-1	2	DNP	DNP	1-0	-	-	-	0-1	DNP
Darren Morris	1-0	1	-	-	-	-	1-0	-	-	-
Dupree Fuller	1-0	1	1-0	-	-	-	-	DNP	DNP	DNP
Kendric Rhymes	1-0	1	-	-	-	-	-	-	-	1-0
Ed Magee	1-0	1	1-0	-	DNP	-	-	-	-	-
Travien Benjamin	1-0	1	DNP	DNP	DNP	1-0	DNP	DNP	DNP	DNP
Bryson Baggett	1-0	1	DNP	DNP	DNP	DNP	DNP	DNP	DNP	1-0
Jailon Howard	1-0	1	-	-	-	-	-	-	1-0	-
Luke Rose	0-1	1	DNP	0-1	DNP	-	DNP	DNP	DNP	DNP
Christopher Hall	0-1	1	DNP	DNP	DNP	DNP	0-1	-	DNP	DNP
Kyle Williams	0-1	1	DNP	0-1	DNP	-	-	DNP	DNP	DNP
Christian Lane	0-1	1	DNP	DNP	DNP	0-1	DNP	DNP	DNP	DNP
Cameron Plummer	0-1	1	-	DNP	DNP	0-1	DNP	-	DNP	DNP
Austin Mitchell	0-1	1	DNP	DNP	DNP	DNP	DNP	0-1	DNP	DNP