

JOE MILLER BALLPARK



The 2023 season marked the 70th year of McNeese Cowboy baseball and the 58th with Joe Miller Ballpark as the home turf that has been the site for over 1,400 victories, multiple championship teams as well as many of the greatest players in program history.

Named for long time McNeese supporter and community leader, Mr. Joe Miller, The Jeux has seen many improvements over the last few years that have included a new turf bullpen and game mound, new concessions and bathroom, and a kids playground.

The environment created on a Saturday afternoon in the marshes of Southwest Louisiana is second to none when it comes to a baseball game at Joe Miller Ballpark, especially during competitive conference series or the yearly battle with in-state rival Louisiana-Lafayette.

In its 58-year existence, The Jeux has been the home to four Southland Conference regular season champions as well as four SLC Tournament champions. The Cowboys have captured 486 victories and 57 Southland Conference series wins since 1988.

McNeese hosted the Lake Area Classic, from 1992 until 2004 and then gave it a comeback in 2017, which brought the cream of the crop in college baseball to Southwest Louisiana. Notable

Opponent	Date	Attendance	Result
1. vs. #6 LSU	March 8, 2017	2,821	W, 5-4
2. vs. #13 LSU	February 29, 2012	2,285	L, 10-19
3. vs. LSU	May 2, 2000	2,191	W, 4-3 (11)
4. vs. LSU	March 25, 1998	2,045	L, 5-13
5. vs. UL-Lafayette	March 21, 2018	1,952	L, 2-5
6. vs. #1 UL-Lafayette	April 9, 2014	1,919	L, 8-14
7. vs. LSU	April 21, 1993	1,870	W, 5-3
8. vs. #22 Miss. St.	February 28, 2018	1,843	W, 6-3
9. vs. UL-Lafayette	March 24, 2015	1,837	L, 5-6 (11)
10. vs. #18 UL-Lafayette	March 28, 2017	1,731	L, 1-3

teams that have competed at Cowboy Diamond include Ohio State, Georgia, Nebraska, Kansas State, Alabama, Kansas, Oklahoma, Tulane, Oklahoma State and Southern Mississippi. Others who have made the trip to Lake Charles include LSU and Houston.

One of the most memorable moments in complex history came on May 2, 2000 as 2,191 spectators packed Joe Miller Ballpark and witnessed McNeese defeat hall of fame coach Skip Bertman and the eventual national champion LSU Tiger squad, 4-3 in 11 innings. The attendance stands as the second largest crowd in program history.

Along with the success on the field, those who have donned the Cowboy jersey have also moved on to have success in professional baseball. Since 1968, The Jeux has hosted 44 players who were drafted

and played either minor league or professional baseball. Beginning the tradition was Richard Wicks who was drafted by Boston in the third round of the 1968 Draft while former Cowboy and current member of the Oakland Athletics Jace Peterson was drafted by the San Diego Padres in 2011. Grant Anderson, a Cowboy drafted in 2018 by the Seattle Mariners, recently made his way up to the Majors with the Texas Rangers.

Among the most successful student-athletes to play at Joe Miller Ballpark is Ben Broussard, the program's all-time home run king and the only Poke to have his number retired. Broussard was a treat to watch for each fan that came to the diamond each weekend and continued to awe fans in the big leagues that featured stints with the Cleveland Indians, Seattle Mariners and Texas

Rangers. Broussard completed his collegiate career with 43 homers and 173 RBI.

The recipe for success is just as attractive as the ingredients for the jambalaya that a fan will sometimes smell cooking within the confines of the baseball complex. More ingredients were added to that recipe last fall as The Jeux received a major facelift with the installation of a high-grade artificial turf surface. The new surface is an initial plan of a multi-phase facility upgrade. The turf makes up the entire field and foul territories and includes the batters area and baselines. Until recently, the only dirt on the field was the pitcher's mound.

The project is the first of three phases of an extensive facility upgrade plan that has been carefully put together which includes a new entrance court and ticket booth, elevated deck seating down the left and right field sides, VIP seating behind home plate, new fencing around the entire facility as well as tailgate spots located down the left field wall.

The renovations have added more excitement and talk around the region has gained significant ground at one of the most exciting times in McNeese baseball history with the program celebrating the gold anniversary of Joe Miller Ballpark.

Prior to the 1965 season, the Cowboys played their contests at Legion Field in downtown Lake Charles until an uncovered bleacher seat facility was constructed on the south side of campus and west of the McNeese football stadium.

There were no major renovations until the early 1980's, and by 1987, lights were added as well as a 1,500 seat stadium that was completely covered. During

the renovations, the baseball complex was also updated with a fieldhouse that included dressing rooms, coaches offices, meeting rooms and an indoor batting and pitching area. The field was also equipped with a modern scoreboard as well as a newly renovated and air conditioned pressbox that seated 15 people.

The next set of renovations took place in early 2005, with a major facility upgrade that featured a new Daktronics scoreboard along with a message board that was included on top of the scoreboard. The renovation would seem to last only a few eye blinks before a powerful storm affected the Southern region of the United States.

A complex full of rich history and lasting memories was ravaged over the span of five hours as the strength of Hurricane Rita tore through Southwest Louisiana and demolished most of The Jeux, leaving the complex in ruins as the entire outfield wall was torn down and the field left completely underwater. The storm may have destroyed pieces of metal.

Prior to the 2007 season, a new wall was completed to replace the one destroyed by Hurricane Rita. The new wall provided a nostalgic feeling to the ballpark and allowed sponsors the top opportunity to display static signage. In 2008, aluminum bleachers replaced the old and decrepit seats that had provided seating to people for over 20 seasons.

In 2009, a 1,400 square foot pavilion was built down the left-field line. The area is rented out by organizations, businesses or individuals almost every weekend and has been the host of several crawfish boils attended by hundreds of McNeese students each spring.

In 2015, the infield and foul

territories were turfed, the new Boardwalk was put down left field line, and the left field/right field foul lines had a brick wall installed.

In 2016, the brick wall was completed with it being wrapped around behind home plate. The new scoreboard and video board were installed, new perimeter fencing was installed around the park, and the Cowboy Cooking Club facility was born.

In 2017, the premium field level chair-back seating was added to the stadium along with the dugouts being renovated by adding brick and a bathroom to the dugouts. Like the boardwalk down left field line, a boardwalk was added to the right field line.

In 2018, the team got a indoor batting cage, bullpen, and training area added to the Frank E. Landry Baseball Complex along with a video system.

In 2019, the outfield wall got padded, new batters eye's were installed on the field, and the Frank E. Landry Baseball Complex got a nutrition room.

Before the 2020 Baseball season, Joe Miller Ballpark got brand new, state of the art bathrooms and concession stands, a brand new kids playground behind the home dugout, and a turfed bullpen and game mound.

Following Hurricane Laura, the field was redone with repairs occurring on the signage and outfield walls due to the damage. Shortly before the 2023 season, the press box was reconstructed for members of the media and staff.

INDIVIDUAL SCHOOL RECORDS

Batting

At Bat

Game: 10, Dick Morris vs. UL-Lafayette, 1971, Jimmy Davis vs. UL-Lafayette - 1971, James Cantu vs. UT-Arlington - 2014, Andrew Guillotte vs. UT-Arlington - 2014
Season: 257, Nate Fisbeck - 2019
Career: 981, Payton Harden - 2019-2023

Runs Scored

Game: 6, Ricky Ramirez vs. ULM - 2017
Season: 74, Ben Broussard - 1999
Career: 205, Payton Harden - 2019-2023

Hits

Game: 6, Ran Prince vs. Arkansas - 2002
Season: 90, Ben Broussard - 1999
Career: 315, Payton Harden - 2019-2023

RBI

Game: 8, Ryan Robertson vs. Stephen F. Austin - 1994, Kevin Mitchell vs. Southeastern La. - 2001
Season: 91, Ben Broussard - 1999
Career: 174, Ben Broussard - 1996-1999

Home Runs

Game: 3, by several - Last in 2010
Season: 27, Ben Broussard - 1999
Career: 43, Ben Broussard - 1996-1999

Grand Slam Home Runs

Game: 1, by several
Season: 4, Ben Broussard - 1999
Career: 4, Ben Broussard

Doubles

Game: 3, by several - Last in 2018
Season: 26, Josh Leslie - 2023
Career: 60, Bryan Cartie - 2005-2007

Triples

Game: 2, by several - Last in 2009
Season: 12, Brig Taylor - 1996
Career: 17, Chris Schmitz - 1997-1998

Base on Balls

Game: 5, Chayse Marion vs. UT-Arlington - 2014
Season: 62, Clint Gould - 1993
Career: 132, Charlie Kingrey - 2004-07

Hit By Pitch

Game: 3, by several - Last in 2018
Season: 24, Ran Prince - 2003
Career: 45, Julian Gonzales - 2018-22

Stolen Bases

Game: 5, Deron Hofstetter vs. UTSA - 1993, Ran Prince vs. Nicholls State - 2003, Lee Orr vs. Central Arkansas - 2009
Season: 39, Robbie Podorsky - 2017
Career: 87, Payton Harden - 2019-23

Inside the Park Home Runs

Dustin Smith vs. UT-Arlington - 2004, Clayton Rasbeary vs. HBU - 2019 (GS)

Batting Average

Season: .675, Chris Williamson - 2000
Career: .379, Ben Broussard - 1996-1999

Slugging Percentage

Season: .915, Ben Broussard - 1999
Career: .731, Chip Stratton - 1987-1988

Total Bases

Game: 14, Kevin Mitchell vs. Southeastern La. - 2001
Season: 193, Ben Broussard - 1999
Career: 417, Charlie Kingrey - 2004-07; Shane Selman - 2016-19

Hitting Streak

25, Brad Burcke - 2022-23

Pitching

Pitching Appearances

Season - 35, Tyler Erickson - 2014
Career - 101, Danny Davis - 2004-2007

Complete Games

Season - 11, Ray Fontenot - 1978
Career - 27, Ray Fontenot - 1976-1979

Innings Pitched

Game: 17, Allan Ladd vs. UL-Lafayette - 1971
Season: 125.2, Chris Howay - 2000
Career: 347.2, Chris Denton - 2003-2007

Strikeouts

7 Inning Game: 15, Ray Fontenot vs. Louisiana College - 1979, Terry Burrows vs. Louisiana College-1989
9 Inning Game: 19, Terry Burrows vs. UL-Lafayette - 1990
Season: 121, Will Dion - 2021
Career: 299, Jared Gothreaux - 1999-2002

No-Hit Games

Season: Bobby Barnes vs. UL-Lafayette - 1967, Kenny LeBleau vs. Louisiana Tech - 1971, Chuck Richardson vs. Wisconsin-SP - 1973, Chris Howay vs. Sam Houston State - 2001

Shutouts

Season: 3, by several
Career: 9, Ray Fontenot - 1976-1979

Wins

Season: 12, Grant Rogers - 2023
Career: 28, Jared Gothreaux - 1999-2002

Lowest ERA

Season: 1.02, Ray Fontenot - 1976
Career: 2.07, Roy Armstrong - 1968-1969

INDIVIDUAL SCHOOL RECORDS

Consecutive Scoreless Innings

Season: 32 2/3, Kaleb Fontenot - 2016

Saves

Season: 12, Cameron Foster - 2022

12, Jordan LeGros - 2011

Career: 27, Collin Kober - 2014-17

Defense

Putouts

Game: 22, Chayse Marion at Lamar - 2013

Season: 535, Connor Crane - 2015

Career: 1245, Nick Eubanks - 2008-2012

Assists

Game: 9, Andrew Guillotte at New Orleans - 2014

Season: 177, Stuart Landreneau - 2000

Career: 605, Connor Lloyd - 2012-2015

Chances

Game: 23, Chayse Marion at Lamar - 2013

Season: 572, Nick Eubanks - 2012

Career: 1459 - Nick Eubanks - 2008-12

Errors

Game: 6, Kevin Santana at Houston Baptist - 2012

Season: 66, Chase Stevenson - 1960

Career: 81, Chase Stevenson - 1958-61

Double Plays

Season: 45, Nick Eubanks - 2012

Career: 131, Joe Provenzano - 2015-2018

TOP-10 HITTING LEADERS

BATTING AVERAGE				3. Chip Stratton (1987)	136	.529	7. Steven Irvine (2010)	58	63		
SINGLE SEASON (min. 75 at bats)				4. Clint Gould (1993)	153	.521	8. Brad Burckel (2022)	55	62		
Player (Season)	AB	H	Avg.	5. Bubba Thurman (1991)	112	.510	Stuart Landreneau (1999)	56	62		
1. Chris Williamson (2000)	120	81	.675	6. Amos Ivey (1959)	109	.508	10. Chris Williamson (2000)	59	61		
2. Amos Ivey (1959)	109	47	.431	7. Steve Boulet (1988)	151	.492	Ricky Ramirez (2017)	57	61		
3. Troy Dodd (1985)	82	35	.427	8. Bryan Cartie (2006)	177	.489	CAREER				
4. Ben Broussard (1999)	211	90	.427	9. Charlie Phillips (1989)	151	.487	Player (Season)	G	RUNS		
5. Kevin Mitchell (2001)	193	80	.415	10. Don Barnett (1961)	103	.484	1. Payton Harden (2019-23)	245	205		
6. Amos Ivey (1958)	86	35	.407	CAREER				2. Reid Bourque (2018-22)	237	164	
7. Deron Hofstetter (1994)	201	81	.403	Player (Season)	AB	Perc.	3. Lee Orr (2008-11)	171	163		
8. Chip Stratton (1987)	136	54	.397	1. Ben Broussard (1996-99)	499	.477	4. Stuart Landreneau (1997-00)	180	162		
9. Steve Boulet (1988)	151	59	.391	2. Bryan Cartie (2005-07)	583	.459	5. Doug Cormier (1998-01)	185	161		
10. Jeff Gremillion (1989)	169	66	.391	3. Jace Peterson (2009-11)	527	.451	6. Shon Landry (2005-09)	209	160		
CAREER				4. Taylor Freeman (2008-09)	375	.443	7. Ran Prince (2000-03)	216	154		
Player (Season)	AB	H	Avg.	5. Kevin Mitchell (2000-01)	414	.442	8. Charlie Kingrey (2004-07)	203	150		
1. Amos Ivey (1959)	109	47	.431	6. Dooley Prince (2002-03)	441	.438	9. Jace Peterson (2009-11)	145	149		
2. Ben Broussard (1999)	211	90	.427	7. Chip Stratton (1987-88)	309	.435	10. Ben Broussard (1996-99)	162	146		
3. Kevin Mitchell (2001)	193	80	.415	8. Curt Lowery (1995)	202	.434	HITS				
4. Amos Ivey (1958)	86	35	.407	9. Ricky Ramirez (2015-17)	405	.425	SINGLE SEASON				
5. Deron Hofstetter (1994)	201	81	.403	10. Charlie Kingrey (2004-07)	751	.425	Player (Season)	G	AB	Hits	
6. Chip Stratton (1987)	136	54	.397	AT-BATS				1. Ben Broussard (1999)	56	211	90
7. Steve Boulet (1988)	151	59	.391	SINGLE SEASON				2. Clayton Rasbeary (2021)	62	252	88
8. Jeff Gremillion (1989)	169	66	.390	Player (Season)	G	AB	3. Payton Harden (2022)	55	225	85	
9. Don Barnett (1961)	103	40	.388	1. Nate Fisbeck (2019)	61	257	Chris Schmitz (1998)	54	208	85	
10. Jesse Cassard (2001)	124	48	.387	2. Payton Harden (2021)	62	252	Tyson Switzenberg (1998)	54	232	85	
SLUGGING PERCENTAGE				Tommy Eubanks (2003)	61	252	Steven Irvine (2010)	58	243	85	
SINGLE SEASON				4. Clayton Rasbeary (2021)	62	249	7. Seth Granger (2011)	55	226	84	
Player (Season)	AB	Perc.		Andrew Guillotte (2015)	57	249	8. Dooley Prince (2003)	61	241	82	
1. Chris Williamson (2000)	120	1.208		6. Tommy Eubanks (2002)	58	248	Jace Peterson (2010)	58	232	82	
2. Ben Broussard (1999)	211	.915		7. Andrew Guillotte (2014)	58	247	10. Brad Burckel (2022)	55	217	81	
3. Kevin Mitchell (2001)	193	.813		8. Blake Ellender (2011)	56	245	Payton Harden (2021)	62	252	81	
4. Chip Stratton (1987)	136	.765		Carson Maxwell (2019)	61	245	Chris Williamson (2000)	59	210	81	
5. Jason LeCronier (1994)	205	.712		10. Josh Leslie (2023)	58	243	Ran Prince (2002)	57	225	81	
6. Ben Broussard (1998)	208	.712		Steve Irvine (2010)	58	243	Deron Hofstetter (1994)	56	201	81	
7. Chip Stratton (1988)	173	.705		CAREER				CAREER			
8. Jeff Gremillion (1989)	169	.692		Player (Season)	G	AB	Player (Seasons)	G	AB	Hits	
9. Chris Schmitz (1998)	225	.684		1. Payton Harden (2019-23)	245	981	1. Payton Harden (2019-23)	245	981	315	
10. Charlie Kingrey (2007)	189	.672		2. Andrew Guillotte (2012-15)	222	870	2. Joe Provenzano (2015-18)	222	809	254	
CAREER				3. Shane Selman (2016-19)	218	859	3. Andrew Guillotte (2012-15)	222	870	247	
Player (Season)	AB	Perc.		4. Reid Bourque (2018-22)	237	836	4. Charlie Kingrey (2004-07)	203	751	244	
1. Chip Stratton (1987-88)	309	.731		5. Joe Provenzano (2015-18)	222	809	5. Ran Prince (2000-03)	216	798	240	
2. Ben Broussard (1996-99)	499	.725		6. Shon Landry (2005-09)	209	761	6. Shane Selman (2016-19)	218	859	232	
3. Chris Schmitz (1998)	225	.684		7. Charlie Kingrey (2004-07)	203	751	7. Shon Landry (2006-09)	209	761	229	
4. Jason LeCronier (1994-95)	393	.669		8. Connor Lloyd (2012-15)	207	743	8. Ried Borque (2018-22)	237	836	216	
5. Kevin Mitchell (2000-01)	414	.647		9. Nate Fisbeck (2016-21)	198	715	9. Stuart Landreneau (1997-00)	180	658	214	
6. Clint Gould (1993-94)	352	.634		10. Nick Eubanks (2008-12)	190	691	10. Seth Granger (2009-12)	165	654	211	
7. Taylor Freeman (2008-09)	375	.621		CAREER				CAREER			
8. Kim Bryant (1980-81)	279	.602		Player (Season)	G	AB	Player (Seasons)	G	AB	Hits	
9. Rico Gholston (1991-92)	318	.591		1. Payton Harden (2019-23)	245	981	1. Payton Harden (2019-23)	245	981	315	
10. Matt Trahan (1996-97)	375	.583		2. Andrew Guillotte (2012-15)	222	870	2. Joe Provenzano (2015-18)	222	809	254	
ON BASE PERCENTAGE				3. Shane Selman (2016-19)	218	859	3. Andrew Guillotte (2012-15)	222	870	247	
SINGLE SEASON				4. Reid Bourque (2018-22)	237	836	4. Charlie Kingrey (2004-07)	203	751	244	
Player (Season)	AB	Perc.		5. Joe Provenzano (2015-18)	222	809	5. Ran Prince (2000-03)	216	798	240	
1. Chris Williamson (2000)	120	.743		6. Shon Landry (2005-09)	209	761	6. Shane Selman (2016-19)	218	859	232	
2. Ben Broussard (1999)	211	.543		7. Charlie Kingrey (2004-07)	203	751	7. Shon Landry (2006-09)	209	761	229	
RUNS SCORED				8. Connor Lloyd (2012-15)	207	743	8. Ried Borque (2018-22)	237	836	216	
SINGLE SEASON				9. Nate Fisbeck (2016-21)	198	715	9. Stuart Landreneau (1997-00)	180	658	214	
Player (Season)	G	RUNS		10. Nick Eubanks (2008-12)	190	691	10. Seth Granger (2009-12)	165	654	211	
1. Ben Broussard (1999)	56	74		CAREER				CAREER			
2. Jace Peterson (2010)	58	68		Player (Season)	G	AB	Player (Seasons)	G	AB	Hits	
Doug Cormier (1999)	56	68		1. Payton Harden (2019-23)	245	981	1. Payton Harden (2019-23)	245	981	315	
4. Jace Peterson (2011)	56	67		2. Andrew Guillotte (2012-15)	222	870	2. Joe Provenzano (2015-18)	222	809	254	
Robbie Podorsky (2017)	57	67		3. Shane Selman (2016-19)	218	859	3. Andrew Guillotte (2012-15)	222	870	247	
6. Chris Schmitz (1998)	53	66		4. Reid Bourque (2018-22)	237	836	4. Charlie Kingrey (2004-07)	203	751	244	
DOUBLES (SINGLE SEASON)				5. Joe Provenzano (2015-18)	222	809	5. Ran Prince (2000-03)	216	798	240	
Player (Season)	G	2B		6. Shon Landry (2005-09)	209	761	6. Shane Selman (2016-19)	218	859	232	
1. Josh Leslie (2023)	58	26		7. Charlie Kingrey (2004-07)	203	751	7. Shon Landry (2006-09)	209	761	229	
2. Bryan Cartie (2005)	52	23		8. Connor Lloyd (2012-15)	207	743	8. Ried Borque (2018-22)	237	836	216	
Lee Orr (2011)	56	23		9. Nate Fisbeck (2016-21)	198	715	9. Stuart Landreneau (1997-00)	180	658	214	
4. Ricky Ramirez (2017)	57	22		10. Nick Eubanks (2008-12)	190	691	10. Seth Granger (2009-12)	165	654	211	
5. Tre' Obregon III (2023)	57	21		CAREER				CAREER			
Jason LeCronier (1994)	58	21		Player (Season)	G	AB	Player (Seasons)	G	AB	Hits	
Nate Fisbeck (2019)	61	21		1. Payton Harden (2019-23)	245	981	1. Payton Harden (2019-23)	245	981	315	

TOP-10 HITTING LEADERS

Chris Mayfield (1993)	55	25
Curt Lowry (1995)	55	25
Ran Prince (2002)	57	25
Ran Prince (2003)	59	25

CAREER

Player (Seasons)	G	SB
1. Payton Harden (2019-23)	245	87
2. Reid Bourque (2018-22)	236	79
3. Jace Peterson (2009-11)	145	78
4. Andrew Guillotte (2012-15)	222	77
5. Jason Morvant (1988-91)	142	69
Ran Prince (2000-03)	216	69
7. Julian Gonzales (2018-22)	199	62
8. Jason Alleman (1988-91)	145	61
9. Lee Orr (2009-11)	172	60
7. Joey Armentor (1977-80)	179	55

STRIKEOUTS

SINGLE SEASON

Player (Season)	G	AB	SO
1. Nate Fisbeck (2019)	61	257	73
2. Julian Gonzales (2022)	57	218	71
3. Doug Cormier (1999)	56	216	70
4. Lee Orr (2009)	51	196	68
Lee Orr (2010)	58	224	68
6. Grant Reed (1998)	53	372	66
7. Carson Maxwell (2019)	61	245	65
8. Lee Orr (2011)	56	239	64
9. Brad Burckel (2023)	58	212	63
10. Payton Harden (2021)	62	252	62
Kade Morris (2022)	52	191	62
Jacob Stracner (2018)	58	214	62

CAREER

Player (Seasons)	G	AB	SO
1. Payton Harden (2019-23)	245	981	224
2. Lee Orr (2008-11)	172	677	207
3. Doug Cormier (1998-01)	185	604	196
4. Nate Fisbeck (2016-21)	198	715	194
5. Julian Gonzales (2018-22)	199	580	187
6. Reid Borque (2018-22)	236	836	180
7. Charlie Kingrey (*04-07)	203	751	172
8. Shane Selman (2016-19)	218	859	169
9. Matt Gallier (2013-2017)	196	604	164
Joe Provenzano (2015-18)	222	809	164

GAMES PLAYED

SINGLE SEASON

Player (Season)	G
1. Payton Harden (2021)	62
Nate Fisbeck (2019)	62
Clayton Rasbeary (2021)	62
4. Grier Jones (1993)	61
Tommy Eubanks (2003)	61
Dooley Prince (2003)	61
Nate Fisbeck (2019)	61
Reid Bourque (2019)	61
Carson Maxwell (2019)	61
10. Deron Hofstetter (1993)	60
Tim Lemke (2003)	60
Clayton Rasbeary (2019)	60
Jake Dickerson (2019)	60
Jake Dickerson (2021)	60

CAREER

Player (Season)	G
1. Payton Harden (2019-23)	245
2. Reid Borque (2018-22)	236
3. Andrew Guillotte (2012-15)	222
Joe Provenzano (2015-18)	222
5. Shane Selman (2016-19)	218
6. Chris Fontenot (2003-06)	209
Shon Landry (2005-09)	209
8. Connor Lloyd (2012-15)	207
9. Charlie Kingrey (2004-07)	203
10. Julian Gonzales (2018-22)	199
James Gallier (1979-82)	199

TOP-10 PITCHING LEADERS

EARNED RUN AVERAGE

SINGLE SEASON

(min. 50 innings pitched)

Player (Season)	IP	ER	ERA
1. Collin Kober (2015)	52.2	6	1.03
2. Terry Burrows (1990)	96.1	17	1.59
3. Bobby Barnes (1967)	71.2	13	1.63
4. Jim Stanley (1972)	80.0	16	1.80
5. Grant Rogers (2023)	103.2	21	1.82
6. Cameron Foster (2022)	63.0	13	1.86
7. Roy Armstrong (1969)	87.0	19	1.96
8. Chad Clement (1995)	73.0	16	1.97
9. Will Dion (2019)	50.0	11	1.98
10. Kaleb Fontenot (2016)	107.0	24	2.02

CAREER

(min. 100 innings pitched)

Player (Season)	IP	ER	ERA
1. Roy Armstrong ('68-69)	139.0	-	2.07
2. Allan Ladd ('70-71)	181.1	-	2.33
3. Bobby Barnes ('66-68)	106.2	-	2.41
4. Jon Saylor ('94-95)	138.1	-	2.47
5. Kaleb Fontenot ('12-16)	282.0	80	2.55
6. Jimmy Stanley ('70-73)	254.2	-	2.60
7. Jim Mallory ('74-75)	156.0	-	2.58
8. Terry Burrows ('89-90)	152.0	45	2.66
9. Colin Kober ('14-17)	150.2	45	2.69
10. Bob Howry ('94)	104.1	-	2.85

STRIKEOUTS

SINGLE SEASON

Player (Season)	G	SO
1. Will Dion (2021)	17	121
2. Terry Burrows (1990)	20	116
3. Ray Fontenot (1978)	15	109
4. Kaleb Fontenot (2016)	15	108
5. Jacob Marceaux (2005)	15	105
6. Russel Reeder (1994)	16	97
7. Kevin Sprague (1998)	18	93
8. Kaleb Fontenot (2015)	15	92
9. Jared Gothreaux (2002)	26	90
10. Jim Serrano (1997)	15	88
Grant Rogers (2023)	15	88

CAREER

Player (Season)	G	SO
1. Jared Gothreaux (1999-02)	80	299
2. Ray Fontenot (1976-79)	42	280
3. Kaleb Fontenot (2013-16)	48	252
4. Rusty Begnaud (2002-04)	55	240
5. Chris Denton ('03-04, 06-07)	68	236
6. Will Dion (2019-21)	50	220
7. Bryce Kingsley (2013-16)	57	211
8. Bryan King (2016-19)	73	208
9. Steve Ferguson (1986-89)	63	201
10. Jacob Marceaux (2003-05)	56	184
Aidan Anderson (2016-19)	83	184

WALKS ALLOWED

SINGLE SEASON

Player (Season)	BB
1. Butch Dowies (1981)	60
2. Richy Bolmarcich (1988)	59
3. Steve Ferguson (1988)	56
4. Jason Gunter (1993)	55
5. Joe Bourgeois (1984)	54
6. Jason Hubbard (1996)	53
Josh Ophus (1996)	53
8. Chris Bruchhaus (1996)	52
9. David Matsland (1992)	50
10. four players tied	49

CAREER

Player (Season)	G	BB
1. Jon Miller (1985-88)	-	167
2. Ray Fontenot (1976-79)	-	134
3. Steve Ferguson (1986-89)	-	131
4. Bryan King (2016-19)	73	121
5. Danny Davis (2004-07)	101	113
6. John Scroggins (1977-80)	-	111
7. Jonathan Conrad (2007-11)	71	109
Wayne Bennett (1983-85)	-	109
9. Chris Denton (2003-04, 06-07)	68	108
10. three different players		106

WINS

SINGLE SEASON

Player (Season)	G	W
1. Grant Rogers	15	12
2. Chris Howay (2000)	19	11
3. Terry Burrows (1990)	20	10
Greg Garner (1993)	17	10
Russell Reeder (1994)	16	10
6. nine player tie		9

CAREER

Player (Season)	G	W
1. Jared Gothreaux (1999-02)	80	28
2. Ray Fontenot (1976-79)	42	25
3. Jim Stanley (1970-73)	53	22
Mike Croker (1974-76)	47	22
Chris Denton ('03-04, 06-07)	68	22
6. Rusty Begnaud (2002-04)	55	21
Bryce Kingsley (2013-16)	57	21
8. Grant Rogers (2022-23)	30	19
Kaleb Fontenot (2013-16)	48	19
Chad Clement (1992-95)	97	19

APPEARANCES

SINGLE SEASON

Player (Season)	APP
1. Keith Guthrie (1974)	43
2. Tyler Erickson (2014)	35
3. Chad Clement (1995)	31
Grant Anderson (2017)	31
5. Trey Marik (1993)	30
Trent Fontenot (2016)	30

7. Hud Jackson (1992)	29
Will Dion (2019)	29
Cameron Foster (2022)	29
10. Dennis Slack (1988)	28
Walt Nolen (2003)	28
Danny Davis (2005)	28
Steven O'Bryant (2014)	28
Cole Prejean (2015)	28
Aidan Anderson (2018)	28

CAREER

Player (Season)	APP
1. Danny Davis (2004-07)	101
2. Chad Clement (1992-95)	97
Collin Kober (2014-17)	97
4. Aidan Anderson (2016-19)	83
5. Jared Gothreaux (1999-02)	80
6. Matt Click (2008-11)	73
Bryan King (2016-19)	73
8. Peyton McLemore (2017-19)	72
9. Jonathan Conrad (2007-11)	71
Tyler Erickson (2012-15)	71

INNINGS PITCHED

SINGLE SEASON

Player (Season)	IP
1. Chris Howay (2000)	125.2
2. Jim Serrano (1997)	119.0
3. Rusty Begnaud (2003)	117.1
4. Blake Ware (2013)	107.1
5. Kaleb Fontenot (2016)	107.0
6. Derek Blacksher (2007)	105.2
7. Bob Howry (1994)	104.1
8. Grant Rogers (2023)	103.2
9. Shelby Shaw (1991)	103.0
Chris Denton (2007)	103.0

CAREER

Player (Season)	IP
1. Chris Denton (2003-04, 06-07)	347.2
2. Jared Gothreaux (1999-02)	323.1
3. Rusty Begnaud (2002-04)	297.1
4. Mike Croker (1974-76)	296.0
5. Steve Ferguson (1986-89)	282.1
6. Kaleb Fontenot (2013-16)	282.0
7. Bryce Kingsley (2013-16)	278.0
8. Jim Stanley (1970-73)	254.2
9. John Scroggins (1976-79)	252.1
10. Ray Fontenot (1976-79)	250.2

SAVES

SINGLE SEASON

Player (Season)	S
1. Jordan LeGros (2011)	12
Cameron Foster (2022)	12
3. Jon Saylor (1994)	9
Matt Click (2010)	9
Collin Kober (2015)	9
Collin Kober (2016)	9

TOP-10 PITCHING LEADERS

Collin Kober (2017)	9
8. Chad Clement (1995)	7
Danny Davis (2006)	7
Aidan Anderson (2019)	7
Hud Jackson (1992)	7

CAREER

Player (Season)	S
1. Collin Kober (2014-17)	27
2. Cameron Foster (2020-22)	18
3. Chad Clement (1992-95)	17
4. Jordan LeGros (2009, 11)	16
5. Danny Davis (2004-07)	14
Aidan Anderson (2016-19)	14
7. Chad Clement (1992-95)	10
Jon Saylor (1994-95)	10
9. Matt Click (2008-11)	9
10. five different players	7

COMPLETE GAMES

SINGLE SEASON

Player (Season)	G
1. Fontenot, Ray (1978)	11
2. Allan Ladd (1970)	10
John Scroggins (1980)	10
4. Roy Armstrong (1969)	9
John Scroggins (1979)	9
Bobby Barnes (1967)	9
Jimmy Stanley (1972)	9
Mike Croker (1976)	9
9. four different players	8

CAREER

Player (Season)	G
1. Ray Fontenot (1976-79)	27
Mike Croker (1974-77)	27
3. John Scroggins (1977-80)	25
4. Jimmy Stanley (1970-73)	23
5. Billy Johnston (1958-60)	19
6. Wayne Bennett (1983-85)	18
7. Ken Rabalais (1962-65)	17
8. Allan Ladd (1970-71)	15
9. Steve Ferguson (1986-89)	14
Jim Mallory (1974-75)	14
Jim Bischoff (1960-62)	14

YEAR-BY-YEAR STATISTICAL LEADERS

Batting Average		Home Runs		Runs Batted In	
1953	Ted Chapman255	1953	Lou Cosco1	1953	several8
1954	Ted Chapman282	1954	Ted Chapman3	1954	Ted Chapman14
1955	Jerry Hamilton254	1955	several1	1955	Jerry Hamilton14
1956	James Moss350	1956	Robert Morris3	1956	James Moss17
1957	James Moss304	1957	James Moss3	1957	James Moss14
1958	Amos Ivey407	1958	Gene Gibson3	1958	Kenneth King21
1959	Amos Ivey431	1959	Charles Stevenson7	1959	Charles Stevenson29
1960	Clive Gustine310	1960	Charles Stevenson4	1960	Charles Stevenson18
1961	Don Barnett388	1961	Don Barnett5	1961	Don Barnett25
1962	Ted Vallery349	1962	Lenny Kahn5	1962	Joe Kazmar19
1963	Ted Vallery277	1963	Ted Vallery2	1963	Ted Vallery13
1964	Jim Blake315	1964	Ken Rabalais3	1964	Ken Rabalais12
1965	Kirby Fontenot272	1965	Kirby Fontenot3	1965	Kirby Fontenot11
1966	Glen Montreuil289	1966	several2	1966	Tom LeBlanc8
1967	Phil Cullota288	1967	several3	1967	George Colburn12
1968	Gerald Andrus311	1968	Charles Wimberly5	1968	Charles Wimberly23
1969	Coco Rossitto333	1969	several4	1969	Dick Morris20
1970	Jimmy Davis301	1970	Dick Morris8	1970	Dick Morris23
1971	Neal Spencer314	1971	Gary Anderson5	1971	Dick Morris23
1972	Dick Morris357	1972	Tom Crawford7	1972	Dick Morris23
1973	Paul Young354	1973	several3	1972	Tom Crawford27
1974	Neal Spencer326	1974	Philip Smith6	1973	Paul Young19
1975	Bill Simon366	1975	several3	1974	Philip Smith31
1976	Rodney Paulette303	1976	Philip Smith5	1975	Bill Simon26
1977	Russell Conner358	1976	Russell Conner12	1975	several25
1978	David Ortego324	1977	Jim Young5	1976	several25
1979	Jim Young372	1978	Shanie Dugas11	1977	Russell Conner40
1980	Shanie Dugas327	1979	Shanie Dugas11	1978	several23
1981	Roger Hickernell358	1980	Kim Bryant7	1979	Jim Young40
1982	Roger Hickernell372	1981	Kim Bryant13	1980	Shanie Dugas32
1983	David Perez326	1982	Lud Henry7	1981	Kim Bryant45
1984	Billy Bryant315	1983	Todd Griffin7	1982	Lud Henry34
1985	Terry Bond337	1984	Terry Bond7	1983	Mark Chapman33
1986	Kenny Miller335	1985	several9	1984	Terry Bond28
1987	Chip Stratton397	1986	Kenny Miller8	1985	Terry Bond37
1988	Steve Boulet391	1987	Kevin Newkirk14	1986	Joe Pantoja37
1989	Jeff Gremillion390	1988	Chip Stratton17	1987	Chip Stratton40
1990	Brian Vidrine350	1989	Jeff Gremillion13	1988	Chip Stratton58
1991	Bubba Thurman357	1990	Lance Smith9	1989	Jeff Gremillion50
1992	Rico Gholston315	1991	Kurt Heble13	1990	Lance Smith42
1993	Deron Hofstetter341	1992	Rico Gholston12	1991	Rico Gholston44
1994	Deron Hofstetter403	1993	Clint Gould10	1992	Rico Gholston49
1995	Curt Lowry366	1994	Jason LeCronier16	1993	Grier Jones55
1996	Mike Trahan344	1995	Jason LeCronier15	1994	Jason LeCronier67
1997	Tyson Switzenberg322	1996	Mike Trahan10	1995	Jason LeCronier51
1998	Ben Broussard385	1997	Mike Trahan8	1996	Mike Trahan53
1999	Ben Broussard438*	1998	Ben Broussard16	1997	Chris Schmitz38
2000	Chris Williamson386	1999	Ben Broussard27*	1998	Ben Broussard77
2001	Kevin Mitchell415	2000	Chris Williamson13	1999	Ben Broussard91*
2002	Ran Prince360	2001	Kevin Mitchell19	2000	Chris Williamson70
2003	Dooley Prince340	2002	Tim Lemke12	2001	Kevin Mitchell64
2004	Charlie Kingrey328	2003	Tim Lemke14	2002	Tommy Eubanks71
2005	Bryan Cartie348	2004	Charlie Kingery6	2003	Tommy Eubanks55
2006	Bryan Cartie339	2005	Taylor Faul6	2004	Charlie Kingrey34
2007	Charlie Kingrey328	2006	Chad Carnahan6	2005	Charlie Kingrey38
2008	Taylor Freeman372	2007	Charlie Kingery9	2006	Charlie Kingrey51
2009	Jace Peterson366	2008	Charlie Kingery15	2007	Charlie Kingrey47
2010	Jace Peterson353	2009	Taylor Freeman8	2008	Taylor Freeman52
2011	Seth Granger372	2010	Lee Orr17	2009	Lee Orr57
2012	Seth Granger327	2011	Lee Orr8	2010	Steven Irvine64
2013	Jackson Gooch301	2012	Seth Granger4	2011	Seth Granger55
2014	Chayse Marion322	2013	Jackson Gooch5	2012	Michael Sullivan23
2015	Connor Lloyd321	2014	Lucas Quarry7	2013	Jackson Gooch34
2016	Lewis Guilbeau353	2015	Connor Crane8	2014	Jackson Gooch41
2017	Rickey Ramirez Jr.345	2016	Shane Selman10	2015	Connor Crane39
2018	Joe Provenzano356	2017	Shane Selman14	2016	Connor Crane45
2019	Jake Dickerson313	2018	Shane Selman10	2017	Shane Selman59
2020	Jake Dickerson415	2019	Nate Fisbeck12	2018	Carson Maxwell37
2021	Clayton Rasbeary353	2020	Jake Dickerson4	2019	Nate Fisbeck50
2022	Payton Harden378	2021	Clayton Rasbeary4	2020	Clayton Rasbeary20
2023	Josh Leslie313	2022	Clayton Rasbeary12	2021	Nate Fisbeck63
			Brad Burckel10	2022	Brad Burckel44
			Kade Morris10		Julian Gonzales44
			Josh Leslie8	2023	Josh Leslie57
			Cooper Hext8		
			Brad Burckel8		

YEAR-BY-YEAR STATISTICAL LEADERS

Base Hits		Runs		Doubles	
1953	several13	1953	Ted Chapman8	1953	Woody Watson4
1954	Ted Chapman22	1954	Anthony Fulco15	1954	Ted Chapman3
1955	Jerry Hamilton18	1955	Ted Chapman11	1955	Anthony Fulco7
1956	James Moss21	1956	Ronnie Dees20	1956	N/A
1957	James Moss21	1957	Gene Gibson15	1957	several4
1958	Amos Ivey35	1958	Amos Ivey25	1958	Amos Ivey2
1959	Amos Ivey47	1959	Amos Ivey35	1959	several5
1960	Amos Ivey27	1960	Charles Stevenson21	1960	Charles Stevenson7
1961	Don Barnett40	1961	Don Barnett29	1961	Barney Bridges6
1962	Barney Bridges30	1962	Bob Gilmore22	1962	Joe Kazmar7
1963	Jim Blake19	1963	several10	1963	Jerry Swinson4
1964	Ken Rabalais18	1964	Tom Barousse10	1964	Ken Rabalais4
1965	Johnny Hunter23	1965	several13	1965	Glenn Montreuil4
1966	Glenn Montreuil24	1966	Glenn Montreuil14	1966	Dickie Wicks4
1967	George Colburn25	1967	George Colburn18	1967	Coco Rossitto6
1968	Gerald Andrus33	1968	Paul Young19	1968	Coco Rossitto8
1969	several28	1969	Tom Crawford23	1969	Jimmy Davis8
1970	Tom Crawford38	1970	Tom Crawford21	1970	Tom Crawford11
1971	Gary Anderson40	1971	Dick Morris22	1971	Tony Niel8
1972	Dick Morris40	1972	Tony Niel27	1972	Paul Young5
1973	Paul Young35	1973	Paul Young22	1973	Philip Smith8
1974	Neal Spencer47	1974	Philip Smith25	1974	Bill Simon7
1975	Bill Simon48	1975	Tom Stelly21	1975	Rodney Paulette13
1976	Rodney Paulette47	1976	several27	1976	Russell Conner11
1977	Russell Conner54	1977	several34	1977	Keith Woods11
1978	Joey Armentor44	1978	Shanie Dugas29	1978	Rodney Caldwell12
1979	Jim Young61	1979	Shanie Dugas39	1979	Shanie Dugas9
1980	Joey Armentor42	1980	Shanie Dugas31	1980	several12
1981	Roger Hickernell66	1981	Kim Bryant34	1981	Lud Henry9
1982	Roger Hickernell64	1982	James Gallier35	1982	Billy Bryant10
1983	Mark Chapman47	1983	David Mees30	1983	David Hartman9
1984	several41	1984	Jim Ricklefsen27	1984	Dino Pucci10
1985	Terry Boyd52	1985	Terry Bond34	1985	Joe Pantoja12
1986	Kenny Miller61	1986	Kenny Miller45	1986	Chip Stratton11
1987	Chip Stratton54	1987	Kevin Newkirk48	1987	Charlie Phillips13
1988	Chip Stratton59	1988	Chip Stratton43	1988	Steve Boulet13
	Steve Boulet59	1989	Jeff Gremillion47	1989	Charlie Phillips14
1989	Jeff Gremillion66	1990	Jason Alleman35	1990	Chris Fackler12
1990	Lance Smith53	1991	Kurt Heble36	1991	several11
1991	Kurt Heble59	1992	Chris Mayfield40	1992	Brad Holland11
1992	Rico Gholston53	1993	Deron Hofstetter52	1993	Grier Jones14
1993	Deron Hofstetter71	1994	Deron Hofstetter52	1994	Jason LeCronier21
1994	Deron Hofstetter81		Jason LeCronier52	1995	Jason LeCronier12
1995	Curt Lowry74	1995	Curt Lowry53	1996	Mike Trahan17
1996	Mike Trahan62	1996	Brig Taylor45	1997	Mark Selway16
1997	Mike Trahan57	1997	Mike Trahan37	1998	Chris Schmitz17
1998	Chris Schmitz89	1998	Chris Schmitz69	1999	Ben Broussard14
1999	Ben Broussard90*	1999	Ben Broussard74*	2000	Nolan Parker17
2000	Chris Williamson81	2000	Chris Williamson61	2001	Kevin Mitchell20
2001	Kevin Mitchell80	2001	Kevin Mitchell48	2002	Ran Prince20
2002	Ran Prince81	2002	Ran Prince51	2003	Ran Prince20
2003	Dooley Prince82	2003	Tommy Eubanks48	2004	Dustin Smith16
2004	Dustin Smith65	2004	Brian Bernhardt49		Brian Bernhardt16
2005	Bryan Cartie73	2005	Bryan Cartie51	2005	Bryan Cartie23
2006	Charlie Kingrey67	2006	Bryan Cartie53	2006	Bryan Cartie17
2007	Bryan Cartie69	2007	Charlie Kingrey43	2007	Bryan Cartie20
2008	Taylor Freeman67	2008	Shon Landry42	2008	Taylor Freeman20
2009	Taylor Freeman62	2009	Lee Orr52	2009	several13
	Sam Merrell62	2010	Jace Peterson68	2010	Blake Ellender17
2010	Steven Irvine85	2011	Jace Peterson67	2011	Lee Orr23
2011	Seth Granger84	2012	Seth Granger35	2012	Seth Granger13
2012	Seth Granger69	2013	Jackson Gooch40	2013	Jackson Gooch15
2013	Jackson Gooch65	2014	Andrew Guillotte57	2014	Andrew Guillotte14
2014	Andrew Guillotte78	2015	Andrew Guillotte41	2015	three players14
2015	Andrew Guillotte78	2016	Connor Crane50	2016	Connor Crane18
2016	Connor Crane74	2017	Robby Podorsky67	2017	Ricky Ramirez Jr.22
2017	Robby Podorsky76	2018	Jacob Stracner42	2018	Joe Provenzano16
2018	Joe Provenzano73	2019	Nate Fisbeck53	2019	Nate Fisbeck21
2019	Nate Fisbeck78	2020	Nate Fisbeck16	2020	Nate Fisbeck7
2020	Jake Dickerson27	2021	Payton Harden57	2021	Clayton Rasbeary19
2021	Clayton Rasbeary88	2022	Brad Burckel62	2022	Brad Burckel17
2022	Payton Harden85	2023	Cooper Hext51	2023	Josh Leslie26*
2023	Josh Leslie76				

YEAR-BY-YEAR STATISTICAL LEADERS

Triples		Stolen Bases		At Bats	
1953	none	1953	Lou Cosco 3	1953	Leto Comeaux 60
1954	several 1	1954	Leto Comeaux 7	1954	Leto Comeaux 79
1955	several 1	1955	Kenneth King 7	1955	N/A
1956	several 1	1956	Ronnie Dees 11	1956	Robert Morris 74
1957	N/A	1957	Robert Morris 6	1957	N/A
1958	several 2	1958	Amos Ivey 10	1958	Amos Ivey 86
1959	Amos Ivey 2	1959	Charles Stevenson 9	1959	Henry Meacham 117
1960	several 1	1960	Amos Ivey 11	1960	Amos Ivey 100
1961	several 1	1961	Charles Stevenson 9	1961	Charles Stevenson 106
1962	Joe Kazmar 2	1962	Dickie Carr 7	1962	Dickie Carr 97
1963	several 2	1963	Johnny Hunter 10	1963	Jimmy Blake 83
1964	several 1	1964	Johnny Hunter 7	1964	Johnny Hunter 80
1965	several 2	1965	Johnny Hunter 17	1965	Johnny Hunter 89
1966	Glenn Montreuil 2	1966	several 4	1966	Glenn Montreuil 83
1967	several 1	1967	Phil Culotta 8	1967	George Colburn 90
1968	Coco Rossitto 3	1968	Paul Young 10	1968	Paul Young 107
1969	Paul Young 2	1969	Paul Young 6	1969	Gary Anderson 106
1970	several 2	1970	Eddie Price 13	1970	Tom Crawford 128
1971	Neal Spencer 6	1971	Tony Niel 16	1971	Gary Anderson 136
1972	Tony Niel 3	1972	Tony Niel 17	1972	Tony Niel 126
1973	Neal Spencer 2	1973	several 4	1973	Jim Young 99
1974	Tom Stelly 2	1974	Neal Spencer 11	1974	Neal Spencer 175
1975	Johnnie Thibodaux 2	1975	several 10	1975	Nathan Fontenot 137
1976	Johnnie Thibodaux 3	1976	Bill Simon 16	1976	Tom Stelly 160
1977	several 2	1977	Joey Armentor 8	1977	Russell Conner 151
1978	Keith Woods 2	1978	Joey Armentor 15	1978	Joey Armentor 168
1979	Jim Young 2	1979	Joey Armentor 15	1979	Joey Armentor 165
1980	several 2	1980	Joey Armentor 12	1980	Joey Armentor 149
1981	Roger Hickernell 5	1981	Roger Hickernell 10	1981	Roger Hickernell 185
1982	Roger Hickernell 6	1982	Carl Grayson 24	1982	Roger Hickernell 172
1983	Carl Grayson 5	1983	David Perez 18	1983	Billy Bryant 170
1984	several 3	1984	Jim Ricklefsen 10	1984	Jim Ricklefsen 145
1985	Terry Bond 2	1985	Jim Ricklefsen 11		Mark Chapman 145
1986	Kevin Newkirk 2	1986	Kenny Miller 22	1985	Terry Bond 154
1987	several 2	1987	Terry Bond 5	1986	Kenny Miller 182
1988	Jason Morvant 5	1988	Paul Welsh 13	1987	Chris Fackler 158
1989	Shon Shelton 4	1989	Steve Boulet 15	1988	Jason Morvant 168
1990	Brian Vidrine 3	1990	Jason Allemen 35	1989	Steven Boulet 188
1991	several 3	1991	Jason Morvant 28	1990	Lance Smith 173
1992	Mike Angelo 3	1992	Chris Mayfield 23	1991	Kurt Heble 173
1993	Mike Pierce 4	1993	Deron Hofstetter 26	1992	Rico Gholston 168
1994	Jason LeCronier 4		Mike Pierce 26	1993	Deron Hofstetter 208
1995	Danny Ardoin 6	1994	Curt Lowry 15	1994	Jason LeCronier 205
1996	Brig Taylor 12*	1995	Curt Lowry 25	1995	Curt Lowry 202
1997	Chris Schmitz 8	1996	Jeremy Duvall 23	1996	Todd Stanley 200
1998	Chris Schmitz 9	1997	Lash Chretien 15	1997	Mark Selway 193
1999	Ben Broussard 4	1998	Chris Schmitz 6	1998	Tyson Switzenberg 241
2000	Chris Williamson 5	1999	several 10	1999	Stuart Landreneau 228
2001	Ran Prince 4	2000	Jason Keiser 17	2000	Stuart Landreneau 226
2002	Dooley Prince 6	2001	Doug Cormier 19	2001	Kevin Mitchell 193
2003	Tommy Eubanks 4	2002	Ran Prince 25	2002	Tommy Eubanks 248
2004	Chris Fontenot 6	2003	Dooley Prince 25	2003	Tommy Eubanks 252
2005	several 2		Ran Prince 25	2004	Dustin Smith 219
2006	Shon Landry 4	2004	Dustin Smith 19	2005	Bryan Cartie 210
2007	Shon Landry 4	2005	Chris Fontenot 13	2006	Charlie Kingrey 198
2008	several 3	2006	Shon Landry 23	2007	Joe Hulett 201
2009	Lee Orr 4	2007	Bryan Cartie 24	2008	Shon Landry 221
	Nick Eubanks 4	2008	Mace Hebert 8	2009	Steven Irvine 207
2010	Seth Granger 5	2009	Lee Orr 18	2010	Steven Irvine 243
2011	Jace Peterson 8	2010	Jace Peterson 35	2011	Blake Ellender 245
2012	Seth Granger 4	2011	Jace Peterson 30	2012	Seth Granger 211
2013	Taylor Drake 2	2012	Andrew Guillotte 21	2013	Jackson Gooch 216
	Matt Williams 2	2013	Andrew Guillotte 15	2014	Andrew Guillotte 247
2014	Reed Gordy 2	2014	Andrew Guillotte 20	2015	Andrew Guillotte 249
2015	Billy Sommers 3	2015	Andrew Guillotte 21	2016	Connor Crane 217
2016	Will Fox 3	2016	Connor Crane 16	2017	Robby Podorsky 235
	Shane Selman 3	2017	Robby Podorsky 39*	2018	Shane Selman 220
2017	Robby Podorsky 5	2018	Jacob Stracner 12	2019	Nate Fisbeck 257
2018	several 2	2019	Reid Bourque 23	2020	Nate Fisbeck 70
2019	Reid Bourque 3	2020	Ried Bourque 7	2021	Payton Harden 249
2020	Peyton Johnson 2	2021	Julian Gonzales 19	2022	Payton Harden 225
	Clayton Rasbeary 2	2022	Payton Harden 26	2023	Josh Leslie 243
2021	Clayton Rasbeary 5	2023	Payton Harden 25		
2022	Payton Harden 4				
2023	Cooper Hext 6				

YEAR-BY-YEAR STATISTICAL LEADERS

Total Bases		Pitching Record		Earned Run Average	
1953	Lou Cosco 17	1953	M.J. Barr 1-7	1953	Edgar Landry 4.95
1954	Ted Chapman 34	1954	Harry Wille 5-4	1954	Harry Willie 3.12
1955	N/A	1955	Thomas Mixon 3-5	1955	Kenneth King 2.56
1956	Robert Morris 33	1956	Charles Decker 8-2	1956	Charles Decker 2.17
1957	N/A	1957	Charles Decker 3-7	1957	Charles Decker 3.89
1958	Amos Ivey 45	1958	Charles Decker 7-4	1958	Billy Johnston 3.72
1959	Amos Ivey 67	1959	Billy Johnston 5-4	1959	Billy Johnston 3.39
1960	Charles Stevenson 38	1960	Billy Johnston 7-6	1960	Billy Johnston 3.59
1961	Don Barnett 62	1961	Jim Bischoff 5-2	1961	Jim Bischoff 2.57
1962	Bob Gilmore 42	1962	Bennie Hickman 3-0	1962	Bennie Hickman 2.84
1963	Joe Kazmar 28	1963	Ken Rabalais 3-4	1963	Joe Kazmar 3.06
1964	Ken Rabalais 27	1964	Carl Lucynski 4-2	1964	Carl Lucynski 2.53
1965	Kirby Fontenot 34	1965	Kirby Fontenot 3-4	1965	Kirby Fontenot 3.23
1966	Glenn Montreuil 36	1966	Kenny Vidrine 2-3	1966	Bobby Barnes 2.43
1967	George Colburn 37	1967	Bobby Barnes 6-3	1967	Bobby Barnes 1.63
1968	Gary Anderson 98	1968	Roy Armstrong 5-3	1968	Roy Armstrong 2.25
	Charles Wimberly 98	1969	Kenny LeBleau 5-3	1969	Roy Armstrong 1.96
1969	Coco Rossitto 50	1970	Allan Ladd 9-5	1970	Allan Ladd 2.25
1970	Dick Morris 57	1971	Jim Stanley 6-5	1971	Allan Ladd 2.43
1971	Gary Anderson 61	1972	Jim Stanley 8-3	1972	Jim Stanley 1.80
1972	Dick Morris 66	1973	Jim Stanley 5-3	1973	Martin Byrley 2.96
1973	Jim Young 51	1974	Mike Croker 7-2	1974	Mike Croker 2.11
1974	Phillip Smith 79	1975	Mike Croker 6-6	1975	Mike Croker 2.35
1975	Bill Simon 58	1976	Chuck Richardson 5-1	1976	Ray Fontenot 1.02
1976	Rodney Paulette 66	1977	Ray Fontenot 6-5	1977	Jan Peebles 3.35
1977	Russell Conner 101	1978	Ray Fontenot 8-6	1978	Ray Fontenot 3.69
1978	Keith Woods 67	1979	Ray Fontenot 7-2	1979	Ray Fontenot 2.97
1979	Shanie Dugas 95	1980	John Scroggins 7-5	1980	Jon Scroggins 3.72
1980	Shanie Dugas 69	1981	Rodney Fausett 7-4	1981	Nick Doucet 3.72
1981	Kim Bryant 100	1982	Ben Berwick 7-4	1982	Ben Berwick 3.66
1982	Roger Hickernell 85	1983	Wayne Bennett 8-2	1983	Wayne Bennett 2.17
1983	Billy Bryant 70	1984	Joey Bourgeois 4-5	1984	Johnny Comeaux 4.12
	Mark Chapman 70	1985	Jon Miller 4-4	1985	Jon Miller 4.00
1984	David Hartman 62	1986	Scott Richard 8-4	1986	Jon Miller 4.22
1985	Terry Bond 91	1987	Ramon O'Neill 4-3	1987	Johnny Comeaux 3.93
1986	Kenny Miller 93	1988	Mark Bowling 9-5	1988	Dennis Slack 2.99
1987	Chip Stratton 103	1989	Bubba Savell 7-1	1989	Shelby Shaw 3.11
1988	Chip Stratton 123	1990	Terry Burrows 10-3	1990	Terry Burrows 1.58
1989	Jeff Gremillion 117	1991	Garth Buresh 7-3	1991	Garth Buresh 2.70
1990	Lance Smith 91	1992	Hud Jackson 5-1	1992	Hud Jackson 3.15
1991	Kurt Heble 115	1993	Greg Garner 10-5	1993	Trey Marik 2.15
1992	Rico Gholston 97	1994	Russel Reeder 10-3	1994	Brian Lott 2.81
1993	Deron Hofstetter 92	1995	Jon Saylor 9-4	1995	Chad Clement 1.97
1994	Jason LeCronier 146	1996	Jason Hubbard 4-5	1996	John Portie 5.49
1995	Jason LeCronier 117	1997	Jon Wente 5-5	1997	Pat McLendon 3.67
1996	Mike Trahan 113	1998	Butch Millet 9-5	1998	Chris Ashorn 3.62
1997	Mike Trahan 101	1999	Jason Ryan 6-1	1999	Jason Ryan 4.31
1998	Chris Schmitz 163	2000	Chris Howay 11-2	2000	Chris Howay 3.65
1999	Ben Broussard 193*	2001	Jared Gothreaux 6-4	2001	Jarrod Portie 3.15
2000	Chris Williamson 145	2002	Jared Gothreaux 9-6	2002	Seth LaStrapes 4.42
2001	Kevin Mitchell 157	2003	Rusty Begnaud 8-4	2003	Rusty Begnaud 3.14
2002	Ran Prince 131	2004	Rusty Begnaud 6-5	2004	Chris Denton 4.32
2003	Tommy Eubanks 140	2005	Jacob Marceaux 6-5	2005	Jacon Marceaux 3.05
2004	Charlie Kingrey 99	2006	Danny Davis 8-0	2006	Danny Davis 2.43
2005	Bryan Cartie 104	2007	Chris Denton 6-6	2007	Chris Denton 3.58
2006	Charlie Kingrey 110	2008	Tyler Davis 3-9	2008	Justin LeBleau 4.45
2007	Charlie Kingrey 127	2009	Tyler Davis 4-3	2009	Scott Holstein 5.36
2008	Taylor Freeman 115	2010	Jaden Dillon 8-0	2010	Jaden Dillon 4.61
2009	Lee Orr 123	2011	Matt Click 6-6	2011	Jordan LeGros 2.27
2010	Steven Irvine 138	2012	Blake Ware 7-7	2012	Trey McGee 2.78
2011	Lee Orr 130	2013	Bryce Kingsley 8-6	2013	Bryce Kingsley 3.11
2012	Seth Granger 102	2014	Kaleb Fontenot 6-2	2014	Kaleb Fontenot 2.14
2013	Jackson Gooch 97	2015	Collin Kober 6-1	2015	Collin Kober 1.03
2014	Chayse Marion 99	2016	Kaleb Fontenot 6-5	2016	Kaleb Fontenot 2.02
2015	Connor Crane 104	2017	Rhett Deaton 8-3	2017	Trent Fontenot 2.10
2016	Connor Crane 123		Grant Anderson 8-0	2018	Zach Rider 2.85
2017	Shane Selman 131	2018	Aidan Anderson 5-6	2019	Will Dion 1.98
2018	Joe Provenzano 106	2019	Rhett Deaton 8-4	2020	John Boushelle 0.00
2019	Nate Fisbeck 139	2020	Isaac Duplechain 2-0	2020	Hunter Reeves 0.00
2020	Jake Dickerson 43	2021	Will Dion 9-4	2021	Brad Kincaid 0.00
2021	Clayton Rasbeary 153	2022	Grant Rogers 7-4		Chance Stone 0.00
2022	Brad Burckel 134	2023	Grant Rogers 12-1	2022	Cameron Foster 1.86
2023	Josh Leslie 132			2023	Grant Rogers 1.82

YEAR-BY-YEAR STATISTICAL LEADERS

Innings Pitched		Strikeouts		Appearances	
1955	Harry Willie74.0	1954	M.J. Barr39	1953	M.J. Barr13
1956	Thomas Mixon74.2	1955	Thomas Mixon42	1954	N/A
1957	Charles Decker87.0	1956	Harry Willie25	1955	Thomas Mixon8
1958	Charles Decker77.1	1957	Charles Decker48	1956	Charles Decker10
1959	Billy Johnston84.0	1958	Billy Johnston44	1957	N/A
1960	Billy Johnston87.2	1959	Billy Johnston56	1958	Charles Decker13
1961	Thomas Mixon51.0	1960	Billy Johnston64	1959	Billy Johnston14
1962	Jim Bischoff55.2	1961	Thomas Mixon51	1960	Billy Johnston16
1963	Bennie Hickman54.1	1962	Jim Bischoff54	1961	Thomas Mixon11
1964	Ken Walters35.0	1963	Joe Kazmar29	1962	Jim Bischoff12
1965	Ken Rabalais55.1	1964	Ken Rabalais23	1963	Bennie Hickman12
1966	Robert Babineaux40.1	1965	Ken Rabalais29	1964	several9
1967	Bobby Barnes71.2	1966	Bobby Barnes27	1965	several9
1968	Bobby Barnes65.0	1967	Bobby Barnes68	1966	Tommy Olney14
1969	Roy Armstrong87.0	1968	Roy Armstrong51	1967	Bobby Barnes11
1970	Allan Ladd100.0	1969	Roy Armstrong80	1967	Tommy Olney11
1971	Allan Ladd81.1	1970	Allan Ladd63	1968	Roy Armstrong13
1972	Bobby Broussard80.0	1971	Allan Ladd65	1968	Tommy Olney13
1973	Jim Stanley66.0	1972	Jim Stanley73	1969	Roy Armstrong13
1974	Jim Mallory79.2	1973	Jim Stanley43	1969	Kenny LeBleau13
1975	Mike Croker80.1	1974	Jim Mallory65	1970	Allan Ladd18
1976	Mike Croker77.1	1975	Jim Mallory64	1971	Jim Stanley15
1977	Mike Croker63.0	1976	Tony Herpin32	1972	Jim Stanley13
1978	Ray Fontenot82.2	1977	Ray Fontenot57	1973	Jim Stanley12
1979	John Scroggins78.0	1978	Ray Fontenot109	1974	James Mallory18
1980	John Scroggins89.1	1979	Ray Fontenot82	1975	Mike Croker16
1981	Butch Dowies60.1	1980	John Scroggins33	1976	Mike Croker17
1982	Ben Berwick66.2	1981	Butch Dowies36	1977	Jan Peebles17
1983	Mark Prouse86.1	1982	Mike Prouse38	1978	Mark McDaniel16
1984	Wayne Bennett75.0	1983	Mike Prouse52	1979	John Scroggins14
1985	Wayne Bennett63.2	1984	Wayne Bennett46	1980	John Scroggins15
1986	Jon Miller76.2	1985	Jon Miller47	1981	Butch Dowies15
1987	Jon Miller55.0	1986	Steve Ferguson48	1982	Harold East15
1988	Mark Bowling100.1	1987	Steve Ferguson36	1983	Scott Wade19
1989	Steve Ferguson70.2	1988	Mark Bowling87	1983	Mark Prouse19
1990	Terry Burrows96.1	1989	Terry Burrows61	1984	Archie Fields17
1991	Shelby Shaw103.0	1990	Terry Burrows116	1985	several14
1992	Scott Hiers76.2	1991	Shelby Shaw79	1986	Scott Richard18
1993	Jason Gunter96.1	1992	David Marsland49	1987	Johnny Comeaux18
1994	Bob Howry104.1	1993	Greg Garner78	1988	Dennis Slack28
1995	Jon Saylor95.0	1994	Russell Reeder97	1989	Shelby Shaw21
1996	Jason Hubbard75.2	1995	Russell Reeder73	1990	several20
1997	Jon Wente119.0	1996	Mike McKinlay70	1991	Shelby Shaw19
1998	Kevin Sprague97.2	1997	Jim Serrano88	1992	Hud Jackson29
1999	Kevin Sprague90.0	1998	Kevin Sprague96	1993	Trey Marik30
2000	Chris Howay125.2	1999	Kevin Sprague76	1994	Chad Clement25
2001	Jared Gothreaux89.1	2000	Chris Howay82	1994	Chad Clement25
2002	Jared Gothreaux97.2	2001	Chris Howay80	1995	Chad Clement31
2003	Rusty Begnaud117.1	2002	Jared Gothreaux90	1996	Pat McLendon22
2004	Chris Denton93.2	2003	Rusty Begnaud86	1996	Chris Buchhaus22
2005	Jacob Marceaux100.1	2004	Chris Denton84	1997	Jon Wente21
2006	Derek Blacksher98.2	2005	Jacob Marceaux105	1998	Butch Millet20
2007	Derek Blacksher104.2	2006	Derek Blacksher79	1999	several20
2008	Tyler Davis91.1	2007	Derek Blacksher86	2000	Pat Stark21
2009	Matt Click69.0	2008	Tyler Davis81	2001	Jared Portie20
2010	Dustin Lloyd90.1	2009	Matt Click46	2001	Jared Gothreaux20
2011	Matt Click91.0	2010	Dustin Lloyd84	2002	Jared Gothreaux26
2012	Blake Ware99.2	2011	Zach Butler75	2003	Walt Nolen28
2013	Blake Ware107.1	2012	Blake Ware56	2004	Jacob Marceaux24
2014	Kaleb Fontenot80.0	2013	Bryce Kingsley64	2005	Danny Davis28
2015	Kaleb Fontenot93.1	2014	Bryce Kingsley58	2006	Danny Davis25
2016	Kaleb Fontenot107.0	2015	Kaleb Fontenot92	2007	Danny Davis26
2017	Austin Sanders85.2	2016	Kaleb Fontenot108	2008	Justin LeBleau21
2018	Grant Anderson81.2	2017	Austin Sanders67	2009	Scott Holsten22
2019	Rhett Deaton95.2	2018	Aidan Anderson72	2010	Matt Click26
2020	Will Dion20.2	2019	Grant Anderson72	2011	Jordan LeGros27
2021	Will Dion92.2	2020	Aidan Anderson66	2012	Ryan Sampere23
2022	Grant Rogers82.1	2020	Will Dion37	2013	Trey McGee26
2023	Grant Rogers103.2	2021	Will Dion113	2014	Tyler Erickson35
		2022	Cameron Foster84	2015	Cole Prejean28
		2023	Grant Rogers88	2016	Trent Fontenot30
				2017	Grant Anderson31
				2018	Aidan Anderson28
				2019	Will Dion29
				2020	Daniel Hecker8
				2021	Isaac Duplechain22
				2022	Cameron Foster29
				2023	Ty Abraham25

YEAR-BY-YEAR STATISTICAL LEADERS

Complete Games		Saves	
1958	Charles Decker.....7	1970	Jim Stanley.....2
1959	Billy Johnston.....6	1982	David Ramsey.....3
1960	Billy Johnston.....7	1983	N/A
1961	several.....5	1984	several.....1
1962	Jim Bischoff.....6	1985	Mike Turano.....2
1963	Ken Rabalais.....6	1986	Scott Richard.....4
1964	several.....6	1987	several.....1
1965	Ken Rabalais.....8	1988	Dennis Slack.....6
1966	Bobby Barnes.....2	1989	Shelby Shaw.....3
1967	Bobby Barnes.....9	1990	Chris Schultea.....3
1968	Dickie Wicks.....5		Garth Buresh.....3
1969	Roy Armstrong.....9	1991	several.....1
1970	Allan Ladd.....10	1992	Hud Jackson.....7
1971	Allan Ladd.....5	1993	N/A
1972	Jim Stanley.....9	1994	Jon Saylor.....9
1973	Jim Stanley.....6	1995	Chad Clements.....7
1974	Jim Mallory.....7	1996	several.....2
1975	several.....7	1997	several.....1
1976	Mike Croker.....9	1998	Chrish Ashorn.....1
1977	several.....5	1999	Jarod Portie.....3
1978	Ray Fontenot.....11	2000	Pat Stark.....2
1979	John Scroggins.....9	2001	Jared Gothreaux.....2
1980	John Scroggins.....10	2002	Josh Hansen.....3
1981	Rodney Fausett.....5		Jared Gothreaux.....3
1982	Ben Berwick.....5	2003	Walt Nolen.....4
1983	Wayne Bennett.....8	2004	Rhett Gullede.....3
1984	Wayne Bennett.....5	2005	Danny Davis.....3
1985	Wayne Bennett.....5		Seth Lastrapes.....3
1986	Scott Richard.....4	2006	Danny Davis.....7
1987	Steve Ferguson.....5	2007	Danny Davis.....4
1988	Mark Bowling.....4	2008	Justin LeBleau.....4
1989	Steve Ferguson.....6	2009	Jordan LeGros.....4
1990	several.....6	2010	Matt Click.....9
1991	several.....6	2011	Jordan LeGros.....12
1992	several.....1	2012	Michael Clemens.....6
1993	several.....6	2013	Sam Peterson.....5
1994	Russell Reeder.....6	2014	Steven O'Bryant.....5
1995	Jon Saylor.....8	2015	Collin Kober.....9
1996	several.....2	2016	Collin Kober.....9
1997	several.....4	2017	Collin Kober.....9
1998	Kevin Sprague.....4	2018	Aidan Anderson.....6
1999	Kevin Sprague.....2	2019	Aidan Anderson.....7
2000	Chris Howay.....10	2020	Hunter Reeves.....2
2001	several.....4	2021	Cameron Foster.....6
2002	Jared Gothreaux.....4	2022	Cameron Foster.....12
2003	several.....2	2023	Ty Abraham.....5
2004	Chris Denton.....3		
2005	Jacob Marceaux.....4		
2006	several.....3		
2007	Derek Blacksher.....3		
2008	several.....1		
2009	Matt Click.....1		
2010	Dustin Lloyd.....2		
2011	several.....1		
2012	several.....2		
2013	Blake Ware.....3		
2014	Michael Clemens.....1		
2015	Kaleb Fontenot.....1		
2016	Kaleb Fontenot.....2		
2017	Rhett Deaton.....1		
	Austin Sanders.....1		
2018	several.....0		
2019	Rhett Deaton.....1		
	Aidan Anderson.....1		
2020	several.....0		
2021	Will Dion.....5		
2022	several.....0		
2023	Grant Rogers.....4		

TEAM SCHOOL RECORDS

BATTING	Base on Balls	Shutouts
At Bats	Game: 14 (five times - most recently vs. Houston Baptist, 5/14/2022)	Season: 8 (2023)
Game: 71 (vs. UTA, 2/21/2014) [19 inn.]	Season: 312 (1993)	Saves
Season: 2112 (2019)	Strikeouts (Offense)	Season: 17 (2017)
Runs Scored	Game: 24 (vs. UTA, 2/21/2014) [19 inn.]	DEFENSE
Inning: 12 (vs. Southwest Texas, 4/18/1999)	Season: 534 (2021)	Putouts
Game: 32 (vs. ULM, 2/21/2017)	Stolen Bases	Game: 57 (vs. UTA, 2/21/2014) [19 inn.]
Season: 456 (2000)	Game: 9 (vs. George Washington, 3/4/2023)	Season: 1652 (2019)
Hits	Season: 154 (1993)	Assists
Game: 29 (vs. ULM, 2/21/2017)	Hit By Pitch	Game: 22 (vs. New Orleans, 4/3/2015)
Season: 636 (2010)	Game: 9 (vs. Prairie View A&M, 2010)	Season: 656 (2012)
Doubles	Season: 188 (1978)	Chances
Game: 9 (vs. UT-Arlington, 2/25/2023)	PITCHING	Game: 74 (at Lamar, 3/23/2013)
Triples	Lowest ERA	Season: 2363 (2003)
Game: 5 (vs. Southern, 1991)	Season: 2.75 (1994)	Errors
Season: 31 (2004)	Innings Pitched	Game: 7 (at Houston Baptist, 2/17/2012)
Home Runs	Game: 23.0 (vs. UL-Lafayette, 1971)	Season: 134 (1983)
Inning: 3 (vs. Southwest Texas, 4/18/1999; vs Southern Miss., 3/1/2020)	Season: 550.2 (2019)	Highest Fielding Percentage
Game: 8 (vs. Louisiana Tech, 2010)	Most Runs Allowed	Season: .977 (2019)
Season: 81 (1999)	Game: 26 (at UT-Arlington, 3/7/2008; vs. Texas State, 5/10/2008)	Double Plays Turned
RBI	Season: 490 (2008)	Game: 5 (vs Nicholls, 4/17/2005)
Game: 28 (at ULM, 2/21/2017)	Strikeouts	Season: 58 (1993)
Season: 416 (1998)	Game: 19 (vs. Prairie View, 2/26/2021/)	Triple Plays Turned
Batting Average	Season: 519 (2022)	Game: 1, three times
Season: .316 (2009)	Walks Allowed	Season: 1, (2004, 2010, 2012)
Total Bases	Game: 13 (vs. New Orleans, 5/1/2021)	
Game: 41 (vs. Louisiana Tech, 2/27/2010)	Season: 302 (1996)	
Season: 1000 (2010)	Complete Games	
	Season: 29 (1979)	

MISCELLANEOUS TEAM RECORDS

Games Played	Road Wins
High: 62 (1998, 2021)	High: 17 (1975)
Low: 25 (1964); 17* (2020)	Low: 4 (1968, 1977, 1981, 2008)
Wins	Road Losses
High: 41 (1994, 1995)	High: 24 (1984, 2008)
Low: 1 (1953)	Low: 6 (1981); 2* (2020)
Losses	Conference Wins
High: 42 (2008)	High: 22 (2006)
Low: 5 (1966)	Low: 1 (1981)
Most Consecutive Wins	Conference Losses
Season: 12 (Feb. 27-March 19, 1990)	High: 23 (2008)
Most Consecutive Losses	Low: 4 (1986)
Season: 16 (1984)	
Won-Lost Percentage	
High: .719 (1995)	
Low: .071 (1953)	
Home Wins	
High: 28 (1995)	
Low: 5 (1975)	
Home Losses	
High: 26 (1981)	
Low: 3 (1989, 2000)	

MCNEESE ALL-AMERICANS



BEN BROUSSARD (1996-99)

- 1999 NCBWA First Team
- 1999 ABCA/Rawlings Second Team
- 1999 Collegiate Baseball Third Team



KEVIN MITCHELL (2000-01)

- 2001 ABCA/Rawlings Third Team
- 2001 Collegiate Baseball Third Team



BRYAN CARTIE (2005-07)

- 2005 Louisville Slugger Freshman All-American



TAYLOR FAUL (2005-07)

- 2005 Louisville Slugger Freshman All-American



SHON LANDRY (2006-09)

- 2006 Louisville Slugger Freshman All-American



LEE ORR (2009-11)

- 2009 Louisville Slugger Freshman All-American



BRYCE KINGSLEY (2013-16)

- 2013 Louisville Slugger Freshman All-American



JOE PROVENZANO (2015-18)

- 2015 Louisville Slugger Freshman All-American
- 2017, 2018 CoSIDA Academic All-American



ANDREW GUILLOTTE (2012-15)

- 2015 Senior CLASS Award All-American



BRYAN KING (2016-19)

- 2016 Louisville Slugger Freshman All-American
- 2019 CoSIDA Academic All-American



NATE FISBECK (2016-21)

- 2020 Collegiate Baseball Preseason All-American



WILL DION (2019-2021)

- 2019 Baseball America Freshman All-American
- 2019 NCBWA Freshman All-American



CAMERON FOSTER (2020-2022)

- 2022 NCBWA All-American



GRANT ROGERS (2022-23)

- 2023 Collegiate Baseball All-American, Second Team
- 2023 NCBWA All-American, Second Team
- 2023 ABCA/Rawlings All-American, Second Team
- 2023 Baseball America All-American, Third Team
- 2023 D! Baseball All-American, Third Team

McNEESE HONORS AND AWARDS

CoSIDA/CSC Academic All-Americans
 1999.....Ben Broussard, INF (Second Team)
 2002.....Ran Prince, C (Third Team)
 2009.....Ryan Brauning, DH (Third Team)
 2017.....Joe Provenzano
 2018.....Joe Provenzano
 2019.....Bryan King
 2022.....Julian Gonzales (Third Team)

CoSIDA/CSC Academic District VI All-Americans
 1999.....Ben Broussard, INF
 2002.....Ran Prince, C
 2009.....Ryan Brauning, DH
 2013.....Connor Lloyd, INF
 2014.....Andrew Guillotte, INF
 2016.....Joe Provenzano, INF
 2022.....Julian Gonzales OF

CoSIDA/CSC Academic All-District
 2023.....Tre Obregon III
Brad Burckel
Josh Leslie

USA Baseball
 2001.....Ben Broussard, IF
USA World Cup Team, Silver Medal

SLC Player of the Year
 1988.....Chip Stratton
 1989.....Jeff Gremillion
 1990.....Terry Burrows
 1994.....Deron Hofstetter
 2017.....Shane Selman
 2022.....Payton Harden

SLC Coach of the Year
 1979.....Johnny Suydam
 1988.....Tony Robichaux
 2000.....Mike Bianco
 2006.....Chad Clement
 2017.....Justin Hill
 2022.....Justin Hill

SLC Pitcher of the Year
 1990.....Terry Burrows
 1995.....Jon Saylor
 2000.....Chris Howay
 2006.....Danny Davis
 2021.....Will Dion
 2022.....Grant Rogers
 2023.....Grant Rogers

SLC Relief Pitcher of the Year
 2022.....Cameron Foster

SLC Hitter of the Year
 1973.....Paul Young
 1977.....Russell Conner
 1989.....Jeff Gremillion
 1994.....Deron Hofstetter
 1998.....Ben Broussard
 1999.....Ben Broussard
 2000.....Chris Williamson
 2017.....Shane Selman

SLC Newcomer of the Year
 1988.....Steve Boulet
 1994.....Jason LeCronier
 1996.....Mike Trahan

SLC Freshman of the Year
 2002.....Dooley Prince
 2005.....Bryan Cartie
 2013.....Bryce Kingsley
 2015.....Joe Provenzano

First Team All-Southland Conference
 1973.....Bill Simon
Paul Young
 1974.....Phillip Smith
Neal Spencer
 1975.....Bill Simon
Nathan Fontenot
 1977.....Kevin Guthrie

.....Russell Connor
 1979.....James Gallier
Shanie Dugas
Jim Young
Ray Fontenot
 1980.....Shanie Dugas
 1981.....James Gallier
Kim Bryant
 1982.....Roger Hickernell

.....Carl Grayson
 1983.....David Perez
 1985.....Terry Bond
 1986.....Mark Chapman
 1987.....Chris Fackler
Charlie Phillips
 1988.....Chip Stratton
Charlie Phillips

.....Steven Boulet
 1989.....Charlie Phillips
Jeff Gremillion
 1990.....Lance Smith
Brian Vidrine
Terry Burrows
 1991.....Brad Holland
Jason Morvant

1993.....Clint Gould
 1994.....Ryan Robertson
Clint Gould
Trent Bourque
Deron Hofstetter
Jason LeCronier
 1995.....Jon Saylor
Danny Ardoin
Brett Elam

.....Jason LeCronier
Curt Lowry
Ryan Robertson
 1996.....Mike Trahan
 1998.....Ben Broussard
Chris Schmitz
 1999.....Ben Broussard
 2000.....Chris Howay
Chris Williamson

.....Stuart Landreneau
Kevin Mitchell
 2001.....Kevin Mitchell
 2002.....Ran Prince
 2005.....Jacob Marceaux
 2006.....Bryan Cartie
Danny Davis
Charlie Kingrey
 2007.....Bryan Cartie
Charlie Kingrey

2009.....Shon Landry
Taylor Freeman
 2010.....Jace Peterson
 2011.....Jace Peterson
Lee Orr
 2012.....Seth Granger
 2014.....Chayse Marion
Andrew Guillotte
Jackson Gooch

2015.....Joe Provenzano
Connor Lloyd
 2017.....Shane Selman
 2019.....Clayton Rasbeary
 2021.....Nate Fisbeck
Clayton Rasbeary
Will Dion
 2022.....Josh Lesllie
Payton Harden
Grant Rogers
Cameron Foster

2023.....Grant Rogers
Second Team All-Southland Conference
 1984.....Wayne Bennett
Terry Bond
 1985.....Troy Dodd
Eddie Gueits
Dino Pucci
 1986.....Kenny Miller
Joe Pantoja
 1987.....Kevin Newkirk

.....Chip Stratton
 1988.....Mark Bowling
 1989.....Kip Manuel
Shon Shelton
Lance Smith
 1990.....Trent Bourque
Chris Fackler
Charlie Phillips

1991.....Garth Buresh
Rico Gholston
Kurt Heble
Shelby Shaw
 1992.....Rico Gholston
 1993.....Greg Garner
Deron Hofstetter
 1994.....Chris Adcox
Kevin McNeill

1996.....Brig Taylor
 1999.....Jason Ryan
 2000.....Jason Keiser
 2002.....Dooley Prince
 2005.....Bryan Cartie
Taylor Faul
 2006.....Derek Blacksher
Shon Landry

2007.....Joe Hulet
 2011.....Seth Granger
Jordan LeGros
 2013.....Jackson Gooch
 2014.....Billy Sommers
 2015.....Connor Crane
Andrew Guillotte
 2016.....Connor Crane
Kaleb Fontenot

.....Lewis Guilbeau
 2019.....Nate Fisbeck
 2021.....Tre Obregon III
 2022.....Brad Burckel
Reid Bourque
Braden Duhon
Kade Morris
 2023.....Brad Burckel



Third Team All-Southland Conference
 2000.....Jared Gothreaux
Nolan Parker
 2002.....Tommy Eubanks
Jared Gothreaux
 2003.....Dooley Prince
 2004.....Rusty Begnaud
 2008.....Taylor Freeman
 2009.....Ryan Brauning
Lee Orr

2010.....Steven Irvine
Lee Orr
 2013.....Chayse Marion
Blake Ware
 2015.....Collin Kober
 2016.....Collin Kober
 2019.....Jake Dickerson
Carson Maxwell
 2021.....Payton Harden
 2022.....Kade Hunter

All-SLC Tournament
 1993.....Ryan Robertson, C
Clint Gould, INF
Trent Bourque, INF
Scott Hiers, OF
Deron Hofstetter, OF
Chris Mayfield, OF
Greg Garner, P

1994.....Damon Rapp, INF
Jason LeCronier, OF
 1995.....Danny Ardoin, C
Brett Elam, INF
Curt Lowry, OF
Russel Reeder, P
 2000.....Nolan Parker, OF
 2002.....Tommy Eubanks, OF
 2003.....Tim Lemke, INF
Lance Dawkins, INF
Dooley Prince, OF

McNEESE POSTSEASON HISTORY

<p style="text-align: center;">SLC Tournament History</p> <p style="text-align: center;">1993 SLC Tournament at Natchitoches, La. Game 1: McNeese 4, Northwestern State 2 Game 2: McNeese 11, Sam Houston State 1 Finals: McNeese 3, Sam Houston State 2</p> <p style="text-align: center;">1994 SLC Tournament at Natchitoches, La. Game 1: McNeese 8, Northwestern State 2 Game 2: UT-San Antonio 10, McNeese 5 Semifinals: Northwestern State 6, McNeese 3</p> <p style="text-align: center;">1995 SLC Tournament at Shreveport, La. Game 1: UL-Monroe 4, McNeese 0 Game 2: McNeese 7, Northwestern State 3 Semifinals: McNeese 4, UT-Arlington 2 Finals: UL-Monroe 10, McNeese 5</p> <p style="text-align: center;">1998 SLC Tournament at Shreveport, La. Game 1: Nicholls 12, McNeese 9 Game 2: Sam Houston State 10, McNeese 5</p> <p style="text-align: center;">2000 SLC Tournament at Monroe, La. Game 1: Northwestern State 6, McNeese 4 Game 2: Sam Houston State 4, McNeese 3 (11)</p> <p style="text-align: center;">2002 SLC Tournament at Beaumont, Texas Game 1: McNeese 7, UL-Monroe 6 Game 2: Lamar 4, McNeese 3 Game 3: Northwestern State 9, McNeese 2</p> <p style="text-align: center;">2003 SLC Tournament at Monroe, La. Game 1: McNeese 6, Lamar 3 Game 2: McNeese 6, Northwestern State 3 Game 3: McNeese 12, UT-Arlington 3 Finals - Game 1: UT-Arlington 12, McNeese 7 Finals - Game 2: McNeese 14, UT-Arlington 0</p> <p style="text-align: center;">2006 SLC Tournament at Beaumont, Texas Game 1: Northwestern State 9, McNeese 1 Game 2: UT-Arlington 5, McNeese 1</p> <p style="text-align: center;">2007 SLC Tournament at Natchitoches, La. Game 1: Lamar 12, McNeese 2 (7) Game 2: Stephen F. Austin 11, McNeese 3</p> <p style="text-align: center;">2010 SLC Tournament at Corpus Christi, Texas Game 1: McNeese 8, Southeastern Louisiana 7 Game 2: Lamar 10, McNeese 7 Game 3: McNeese 5, Southeastern Louisiana 4 Game 4: Lamar 9, McNeese 3</p> <p style="text-align: center;">2012 SLC Tournament at San Marcos, Texas Game 1: UT-Arlington 6, McNeese 2 Game 2: Sam Houston State 7, McNeese 1</p> <p style="text-align: center;">2013 SLC Tournament at Sugar Land, Texas Game 1: Sam Houston State 8, McNeese 3 Game 2: Lamar 10, McNeese 3</p> <p style="text-align: center;">2014 SLC Tournament at Conway, Arkansas Game 1: McNeese 4, Nicholls 2 Game 2: Central Arkansas 11, McNeese 3 Game 3: McNeese 7, A&M-Corpus Christi 5 Game 4: Central Arkansas 8, McNeese 6</p> <p style="text-align: center;">2015 SLC Tournament at Sugar Land, TX Game 1: Sam Houston State 5, McNeese 1 Game 2: Southeastern Louisiana 3, McNeese 2 (12)</p> <p style="text-align: center;">2016 SLC Tournament at Sugar Land, TX Game 1: McNeese 3, Northwestern State Game 2: Southeastern Louisiana 10, McNeese 0 Game 3: McNeese 8, New Orleans 4 (13)</p>	<p style="text-align: center;">Game 4: Southeastern Louisiana 4, McNeese 1</p> <p style="text-align: center;">2017 SLC Tournament at Sugar Land, TX Game 1: McNeese 7, Lamar 5 Game 2: Central Arkansas 5, McNeese 3 Game 3: Houston Baptist 5, McNeese 4</p> <p style="text-align: center;">2018 SLC Tournament at Sugar Land, Texas Game 1: Northwestern State 2, McNeese 1 Game 2: Nicholls 10, McNeese 4</p> <p style="text-align: center;">2019 SLC Tournament at Sugar Land, Texas Game 1: McNeese 2, Incarnate Word 1 Game 2: McNeese 7, Corpus Christi 2 Game 3: McNeese 5, Incarnate Word 3 Game 4: McNeese 4, Central Arkansas 2</p> <p style="text-align: center;">2021 SLC Tournament at Hammond, La. Game 1: McNeese 12, New Orleans 0 (8 Innings) Game 2: McNeese 3, Southeastern 2 Game 3: McNeese 18, Southeastern 2 (7 Innings) Game 4: McNeese 2, Sam Houston 1</p> <p style="text-align: center;">2022 SLC Tournament at Lake Charles, La. Game 1: McNeese 12, Incarnate Word 6 Game 2: McNeese 8, Nicholls 4 Game 3: McNeese 7, Incarnate Word 2</p> <p>Champ. Game 1: McNeese 6, Southeastern 5 (12 Inn.) Champ. Game 2: Southeastern 3, McNeese 2 Champ. Game 3: Southeastern 11, McNeese 7</p> <p style="text-align: center;">2023 SLC Tournament at Lake Charles, La. Game 1: McNeese 4, A&M-Corpus Christi 0 Game 2: Nicholls 3, McNeese 2 Game 3: McNeese 3, Incarnate Word 0 Game 4: Northwestern St. 6, McNeese 2</p> <p style="text-align: center;">Individual SLC Tournament Pitching Records</p> <p>Most Pitching Wins Series: 2, Rusty Begnaud - 2003 Aidan Anderson - 2019</p> <p>Fewest Walks Allowed Series: 0, Chris Howay vs. Northwestern State-2000 (9.0 inn.)</p> <p>Most At-Bats Game: 7, Ricky Ramirez vs. New Orleans - 2016, Payton Harden vs. Nicholls - 2023</p> <p style="text-align: center;">Team SLC Tournament Records</p> <p>Stolen Bases Game: 7 vs. UIW - 2022</p> <div style="text-align: center;">  </div> <p>Kevin Mitchell (pictured above) became the first McNeese State player to perform in the NCAA Home Run Derby at the College World Series in 2002. One of the nation's top home run hitters during the season, Mitchell came out second in the competition. He was one of eight seniors selected for the event which was televised live over ESPN2. During the season, Mitchell had earned All-American honors and led the Southland Conference in batting average (.415) and in home runs (19). He completed a two-year career with the Cowboys and recorded 27 home runs and 118 RBI.</p>	<p style="text-align: center;">NCAA Tournament</p> <p style="text-align: center;">1988 NCAA Regionals at Stillwater, Okla. Game 1: Oklahoma State 14, McNeese 4 W - Thomas Keffury L - Steve Ferguson</p> <p>Game 2: McNeese 11, Louisiana-Lafayette 6 W - Richie Bolmarcich L - Brad Habetz</p> <p>Game 3: Loyola-Marymount 12, McNeese 5 W - Mike Jones L - Jon Miller</p> <p style="text-align: center;">1993 NCAA Regionals at Austin, Texas Game 1: Texas 7, McNeese 4 W - Jay Vaught L - Jason Gunter</p> <p>Game 2: McNeese 16, Maine 3 W - Greg Garner L - Jason Rajotte</p> <p>Game 3: Cal State-Fullerton 2, McNeese 0 W - Chad Rolish L Jason Gunter</p> <p style="text-align: center;">2000 NCAA Regionals at Lafayette, LA Game 1: Louisiana-Lafayette 11, McNeese 5 W - Gordon O'Brien L - Pat Stark</p> <p>Game 2: Marist 6, McNeese 5 W - Brian Coughlin L - Jared Gothreaux</p> <p style="text-align: center;">2003 NCAA Regionals at Houston, TX Game 1: Rice 3, McNeese 2 W - Wade Townsend L - Rhett Gulledege</p> <p>Game 2: Ole Miss 7, McNeese 1 W - Stephen Head L - Jacob Marceaux</p> <p style="text-align: center;">2019 NCAA Regionals at Nashville, TN. Game 1: Indiana State 6, McNeese 5 W - Tristan Polley L - Peyton McLemore</p> <p>Game 2: Ohio State 9, McNeese 8 (13 inn.) W - Andrew Magno L - Peyton McLemore</p> <p style="text-align: center;">2021 NCAA Regionals at Fort Worth, Texas Game 1: TCU 12, McNeese 4 W - Austin Krob L - Cameron Foster Game 2: Oregon State 10, McNeese 5 W - Chase Watkins L - Cameron Foster</p> <div style="text-align: center;">  </div> <p>Greg Garner (pictured above) is one of two Cowboys who hold pitching victories in the NCAA Regionals. He defeated Maine in the 1993 regionals in Austin, Texas. Garner was a four-year letterman for McNeese, playing from 1988 to 1993. Richie Bolmarcich is the only other Cowboy pitcher to score a win in the NCAA Tournament. He and the 1988 Pokes defeated UL-Lafayette, 11-6, at the regionals in Stillwater, Okla.</p>
--	--	--


YEAR-BY-YEAR RESULTS & COACHING HISTORY

Season	--Overall--			--Conference--			Conf. Finish	Coach
	W	L	T	W	L	T		
1953	1	13	0	9	9	0	6th	Cliff Johnson
1954	7	11	0	4	7	0	5th	Cliff Johnson
1955	6	12	0	4	8	0	6th	Kenneth Bahnsen
1956	11	5	0	9	3	0	1st	Reed Stephens
1957	9	13	0	5	8	0	4th	Reed Stephens
1958	11	10	0	6	9	0	6th	Reed Stephens
1959	11	18	0	4	11	0	6th	Reed Stephens
1960	15	14	0	6	9	0	5th	Reed Stephens
1961	21	12	0	12	7	0	3rd	Reed Stephens
1962	14	14	0	10	9	0	4th	Ralph O. Ward
1963	9	17	0	8	12	0	4th	Ted Chapman
1964	8	18	0	4	12	0	6th	Ted Chapman
1965	7	23	0	4	16	0	6th	Ted Chapman
1966	5	21	0	5	17	0	7th	Desmond Jones
1967	14	13	1	11	10	1	3rd	Desmond Jones
1968	13	20	1	9	12	1	4th	Hubert Boales
1969	19	16	0	14	10	0	3rd	Hubert Boales
1970	19	17	0	14	10	0	4th	Hubert Boales
1971	20	18	1	11	11	0	4th	Hubert Boales
1972	22	15	0	-	-	-	Ind.	Hubert Boales
1973	15	16	0	5	7	0	6th	Hubert Boales
1974	21	24	0	10	5	0	4th	Hubert Boales
1975	16	26	0	5	10	0	5th	Hubert Boales
1976	26	19	2	7	8	0	3rd	Hubert Boales
1977	19	26	0	8	7	0	2nd	Hubert Boales
1978	16	31	0	2	18	0	6th	Johnny Suydam
1979	34	16	0	12	8	0	3rd	Johnny Suydam
1980	21	20	0	7	8	0	4th	Johnny Suydam
1981	26	31	1	1	15	0	6th	Triny Rivera
1982	28	26	0	11	5	0	4th	Triny Rivera
1983	22	36	0	8	8	0	3rd	Triny Rivera
1984	16	30	0	8	16	0	4th	Triny Rivera
1985	21	24	1	7	6	0	3rd	Triny Rivera
1986	28	24	0	9	4	0	3rd	Triny Rivera
1987	19	28	0	7	9	0	2nd	Tony Robichaux
1988	31	31	0	13	7	0	1st	Tony Robichaux
1989	35	18	0	10	7	0	3rd	Tony Robichaux

Season	--Overall--			--Conference--			Conf. Finish	Coach
	W	L	T	W	L	T		
1990	35	20	0	10	7	0	3rd	Tony Robichaux
1991	34	18	0	4	11	0	4th	Tony Robichaux
1992	30	22	0	9	12	0	4th	Tony Robichaux
1993	38	23	0	14	10	0	4th	Tony Robichaux
1994	41	17	0	13	9	0	4th	Tony Robichaux
1995	41	16	0	17	6	0	2nd	Jim Ricklefsen
1996	23	31	0	10	20	0	6th	Jim Ricklefsen
1997	19	32	1	11	19	0	5th	Jim Ricklefsen
1998	30	26	0	13	10	0	3rd	Mike Bianco
1999	31	25	0	12	15	0	8th	Mike Bianco
2000	39	20	0	20	7	0	1st	Mike Bianco
2001	29	25	0	12	15	0	7th	Todd Butler
2002	30	28	0	15	12	0	5th	Todd Butler
2003	31	30	0	12	15	0	6th	Todd Butler
2004	24	29	0	11	16	0	7th	Chad Clement
2005	23	31	0	12	15	0	7th	Chad Clement
2006	35	20	0	22	8	0	1st	Chad Clement
2007	21	35	0	17	12	0	5th	Clement/Chris Fackler
2008	13	42	0	7	23	0	10th	Terry Burrows
2009	21	30	0	10	22	0	10th	Terry Burrows
2010	31	27	0	16	17	0	6th	Terry Burrows
2011	26	30	0	14	19	0	7th	Terry Burrows
2012	24	30	0	17	16	0	5th	Terry Burrows
2013	23	31	0	10	17	0	8th	Terry Burrows
2014	30	28	0	17	14	0	7th	Justin Hill
2015	32	25	0	18	12	0	4th	Justin Hill
2016	31	25	0	15	15	0	6th	Justin Hill
2017	37	20	0	22	8	0	1st	Justin Hill
2018	25	33	0	14	17	0	6th	Justin Hill
2019	35	26	0	16	14	0	5th	Justin Hill
2020*	10	7	0	-	-	-	---	Justin Hill
2021	32	30	0	21	18	0	7th	Justin Hill
2022	34	23	0	15	9	0	1st	Justin Hill
2023	35	23	0	12	12	0	5th	Justin Hill

*2020 Spring season cut short due to Covid-19 pandemic


McNeese Baseball Head Coaching Records




Ted Chapman
1963-1965
24-58




Desmond Jones
1966-1967
19-34-1




Hubert Boales
1968-1977
190-197-4



Johnny Suydam
1978-1980
71-67



Triny Rivera
1981-1986
141-171-2



Tony Robichaux
1987-1994
263-173



Jim Ricklefsen
1995-1997
83-79-1



Mike Bianco
1998-2000
100-71



Todd Butler
2001-2003
90-83



Chad Clement
2004-2007
82-84



Terry Burrows
2008-2013
115-159



Justin Hill
2014-Present
301-241

OPPONENT HISTORY

Opponent	W	L	T	First	Last	Opponent	W	L	T	First	Last
A&M-Corpus Christi	25	18	0	2007	2023	Missouri	2	0	0	2014	2020
Abilene Christian	12	6	0	1973	2019	Missouri State	1	0	0	2017	2017
Alabama	1	9	0	1994	2021	Missouri-St. Louis	2	0	0	1981	1981
Alcorn State	5	0	0	2019	2022	Nebraska	0	3	0	2002	2003
Arkansas	3	6	0	2002	2011	Nevada	1	0	0	1997	1997
Arkansas-Little Rock	6	1	0	1999	2009	Nevada-Las Vegas	1	2	0	1994	1994
Arkansas-Pine Bluff	6	0	0	2013	2015	New Mexico State	2	4	0	1974	2001
Arkansas State	25	13	0	1973	2003	New Orleans	37	28	1	1976	2023
Arkansas Tech	2	0	0	1992	1992	New York Tech	2	1	0	1984	1993
Arizona	0	4	0	2017	2017	Nicholls	108	92	0	1960	2023
Army	2	0	0	1980	1980	North Alabama	1	1	0	1989	1989
Barksdale AFB	2	2	0	1955	1956	North Texas	15	5	0	1984	1988
Barry University	1	0	0	1988	1988	Northern Iowa	2	1	0	2004	2004
Baylor	9	8	0	1982	2016	Northwestern	1	0	0	2001	2001
Bradley	2	4	0	2015	2016	Northwestern State	124	109	2	1953	2023
Cal State-Fullerton	0	1	0	1993	1993	Ohio State	3	3	0	1992	2019
Cal State-Northridge	1	3	0	2007	2022	Oklahoma	0	8	0	1991	2002
Cameron State	3	0	0	1990	1991	Oklahoma State	0	5	0	1974	2007
Centenary	31	15	0	1961	1998	Ole Miss	3	3	0	1967	2003
Central Arkansas	27	20	0	2007	2021	Oral Roberts	7	3	0	1995	2014
Central Michigan	1	1	0	2012	2012	Oregon State	1	1	0	1991	2021
Central Missouri	0	2	0	1981	1981	Parsons	0	1	0	1971	1971
Chicago State	2	1	0	1990	2014	Penn State	0	1	0	2010	2010
Columbia	1	0	0	2022	2022	Prairie View A&M	53	1	0	1986	2023
Creighton	6	3	0	1992	2023	Rhode Island	2	2	0	2011	2017
Dallas Baptist	1	6	0	1985	2011	Rice	7	30	0	1984	2023
Dartmouth	1	0	0	1991	1991	Samford	2	3	0	2002	2003
Delaware State	3	0	0	2003	2003	Sam Houston State	55	132	0	1958	2022
East Texas Baptist	5	1	0	1989	1990	Siena College	3	0	0	2006	2006
Eastern Illinois	1	2	0	2022	2022	South Alabama	3	4	0	1987	2004
Eastern Michigan	1	0	0	2001	2001	Southeast Missouri	2	1	0	2006	2006
England AFB	1	0	0	1956	1956	Southeastern La.	96	112	1	1953	2023
Florida	0	2	0	1992	1992	Southeastern Ok.	1	0	0	1982	1982
Florida International	0	1	0	1988	1988	Southern (LA)	24	15	1	1971	2023
Fort Polk	0	3	0	1953	1956	Southern Arkansas	3	0	0	1989	1989
George Washington	3	0	0	2023	2023	Southern Illinois	2	1	0	2016	2016
Georgia	0	1	0	2003	2003	Southern Mississippi	5	4	0	2002	2020
Grambling	20	7	0	1971	2015	Southwest Missouri	3	1	0	1997	2005
Hardin-Simmons	4	2	0	1990	1991	Spring Hill	1	0	0	1988	1988
Harvard	2	0	0	2013	2013	St. Francis	1	3	0	1981	1986
Holy Cross	2	0	0	2019	2019	St. John's	1	2	0	2007	2007
Houston	17	52	0	1971	2023	St. Thomas, Fl.	0	2	0	1988	1988
Houston Christian	36	18	0	1970	2023	Stephen F. Austin	50	30	0	1983	2022
Incarnate Word	21	6	0	2014	2023	Stony Brook	3	1	0	2017	2022
Indiana State	2	2	0	1997	2019	TCU	0	1	0	2021	2021
Iowa State	2	0	0	1998	1998	Texas A&M	6	23	0	1976	2008
Jackson State	1	0	0	1998	1998	Texas-El Paso	2	0	0	1974	1974
Kansas	0	1	0	1996	1996	Texas Southern	42	2	1	1979	2012
Kansas State	0	1	0	1995	1995	Texas	2	5	0	1991	2018
Lake Charles AFB	1	3	0	1953	1955	Texas State	31	43	0	2012	2019
Lake Charles Lakers	1	2	0	1953	1955	Texas Wesleyan	3	0	0	1991	1991
Lamar	84	122	2	1954	2023	Towson	0	3	0	2013	2013
Lehigh	0	3	0	2004	2004	Troy State	5	2	0	2001	2005
LeMoynes	2	1	0	2007	2007	Tulane	12	32	0	1982	2019
LeTourneau	2	0	0	1981	1981	UCLA	1	0	0	1999	1999
Little Rock	8	2	0	1999	2020	UL-Lafayette	79	104	0	1953	2023
Louisiana Christian	27	9	0	1953	2023	UL-Monroe	98	94	2	1953	2020
Louisiana Tech	55	100	0	1954	2022	UT-Arlington	67	65	0	1973	2023
Loyola-Marymount	0	1	0	1988	1988	UT Rio Grande Valley	5	2	0	2001	2007
Loyola (N.O.)	7	3	0	1961	2005	UTSA	35	39	0	1992	2019
LSU	12	33	0	1983	2023	Valparaiso	7	1	0	2010	2020
LSU-Alexandria	5	1	0	2013	2023	Washington State	3	1	0	2016	2016
LSU-Shreveport	2	0	0	1998	1999	West Florida	1	0	0	1992	1992
Maine	1	0	0	1993	1993	Wichita State	1	5	0	2018	2005
Marist	3	1	0	2000	2004	Winthrop	1	0	0	2004	2004
Mercer	0	1	0	2005	2005	Wisconsin-Milwaukee	1	0	0	2000	2000
Miami	0	1	0	1988	1988	Wisconsin-SP	4	4	0	1973	1981
Miami (OH)	1	2	0	2023	2023	Xavier	1	0	0	1975	1975
Michigan	1	2	0	2001	2001	Yale	3	0	0	2023	2023
Michigan State	0	1	0	1999	1999						
Middle Tennessee	1	1	0	1975	1975						
Minnesota	3	0	0	2000	2000						
Mississippi State	1	0	0	2018	2018						
Mississippi Valley State	5	0	0	2020	2023						

ALL-TIME RESULTS

1953	1957	4/29 *at Southwestern La. (ULL)	W	7-4
Overall: 1-13, GSC 0-9	Overall: 9-13, GSC 5-8	5/6 *Southeastern La.	L	4-5 (11)
Head Coach: Cliff Johnson	Head Coach: Reed Stevens	5/7 *Northwestern State	L	0-1
Camp Polk	4/14 Northeast La. (ULM)	5/7 *Northwestern State	W	3-0
Lake Charles AFB	4/28 Northeast La. (ULM)	5/13 *Northeast La. (ULM)	W	8-4
Camp Polk		5/14 *Louisiana Tech	L	5-6
Lake Charles AFB	1958	5/14 *Louisiana Tech	L	4-7
Lake Charles Lakers	Overall: 11-10-1, GSC 6-9	%- Easter Tournament at SE La.		
Southeastern La.	Head Coach: Reed Stevens			
Louisiana College	Sam Houston State	1961		
4/14 Northeast La. (ULM)	Sam Houston State	Overall: 21-12, GSC 12-7		
Northwestern State	*Southwestern La. (ULL)	Head Coach: Reed Stevens		
Louisiana College	*Southwestern La. (ULL)	3/14 at Loyola (N.O.)	L	5-10
Southwestern La. (ULL)	Barksdale AFB	3/15 at Loyola (N.O.)	L	4-8
Southeastern La.	Barksdale AFB	3/18 Nicholls State	W	3-2
Northwestern State	*Southeastern La.	3/18 Nicholls State	W	4-3
Southwestern La. (ULL)	*Northwestern State	3/20 at Sam Houston State	L	1-6
	*Northwestern State	3/21 at Sam Houston State	L	1-6
*Based on available records	*Louisiana Tech	3/24 Centenary	W	14-5
	*Southwestern La. (ULL)	3/24 Centenary	W	12-0
1954	Arkansas	3/25 at Nicholls State	L	0-4
Overall: 7-11, GSC 4-7	Arkansas	3/25 at Nicholls State	W	9-0
Head Coach: Cliff Johnson	*Southeastern La.	4/7 at Centenary	W	4-2
Lamar	*Northwestern State	4/7 at Centenary	W	10-4
Lake Charles Lakers	4/22 *Northeast La. (ULM)	4/8 *at Southeastern La.	L	3-9
Lake Charles AFB	4/22 *Northeast La. (ULM)	4/8 *at Southeastern La.	L	3-9
Louisiana Tech	*Louisiana Tech	4/10 *at Northwestern State	W	3-1
4/3 Northeast La. (ULM)	*Louisiana Tech	4/10 *at Northwestern State	W	4-2
Southeastern La.	*Southeastern La.	4/14 Louisiana College	W	4-3
Northwestern State	4/29 *Northeast La. (ULM)	4/15 *at Louisiana Tech	L	0-1
Louisiana Tech	*Base on available records	4/15 *at Louisiana Tech	L	2-3
4/24 at Northeast La. (ULM)	1959	4/17 *Northeast La. (ULM)	W	1-0
Southwestern La. (ULL)	Overall: 11-18, GSC 4-11	4/17 *Northeast La. (ULM)	W	10-3
Alex AFB	Head Coach: Reed Stevens	4/22 *Southwestern La. (ULL)	W	14-1
Louisiana College	3/10 at Sam Houston State	4/22 *Southwestern La. (ULL)	W	4-2
Louisiana College	3/11 at Sam Houston State	4/24 at Louisiana College	W	9-7
Southeastern La.	3/13 Chennault AF Base	4/29 *at Southeastern La.	W	7-5
Centenary	3/14 at Chennault AF Base	4/29 *at Southeastern La.	W	6-2
Southwestern La. (ULL)	3/17 at Loyola (N.O.)	5/1 *Northwestern State	W	9-4
*Base on available records	3/18 at Loyola (N.O.)	5/1 *Northwestern State	W	8-1
	3/20 at Centenary	5/6 *Louisiana Tech	L	3-5
1955	3/20 at Centenary	5/6 *Louisiana Tech	L	0-7
Overall: 6-12, GSC 4-8	3/24 Northern Illinois	5/8 *at Northeast La. (ULM)	W	2-0
Head Coach: Kenneth Bahnsen	3/25 Northern Illinois	5/8 *at Northeast La. (ULM)	W	2-0
3/29 Lake Charles AFB	3/27 Barksdale AF Base	5/10 *at Southwestern La. (ULL)	W	2-0
3/30 Barksdale AFB	3/28 Barksdale AF Base	5/10 *at Southwestern La. (ULL)	L	4-6
4/1 *Louisiana Tech	4/3 *Southwestern La. (ULL)			
4/2 *Northeast La. (ULM)	4/4 *at Southwestern La. (ULL)	1962		
4/4 Lake Charles Lakers	4/10 *at Southeastern La.	Overall: 14-14, GSC 10-9		
4/6 Lake Charles Lakers	4/11 *at Northwestern State	Head Coach: Ralph O. Ward		
4/14 Barksdale AFB	4/11 *at Northwestern State	3/12 at Sam Houston State		
4/15 *Northwestern State	4/17 *Louisiana Tech	3/12 at Sam Houston State		
4/16 *Louisiana College	4/18 *Northeast La. (ULM)	3/29 Louisiana College		
4/22 *Southeastern La.	4/18 *Northeast La. (ULM)	3/31 *at Louisiana Tech		
4/25 Lake Charles AFB	4/24 *Southwestern La.	4/2 *Southeastern La.		
4/27 *Southwestern La. (ULL)	4/30 Centenary	4/2 *Southeastern La.		
4/29 *Louisiana Tech	4/30 Centenary	4/4 Loyola (N.O.)		
4/30 *at Northeast La. (ULM)	5/1 *Northwestern State	4/7 *Northeast La. (ULM)	L	5-6
5/3 *Northwestern State	5/2 *Southeastern La.	4/9 *at Northwestern State		
5/4 *Louisiana College	5/8 *at Northeast La. (ULM)	4/9 *at Northwestern State		
5/10 *Southwestern La. (ULL)	5/9 *at Louisiana Tech	4/14 *Southwestern La. (ULL)		
5/13 *Southeastern La. (ULL)	5/9 *at Louisiana Tech	4/14 *Southwestern La. (ULL)		
		4/19-21Chennault AFB EasterRoundRobin		
1956	1960	4/25 at Louisiana College		
Overall: 11-5, GSC 9-3	Overall: 15-14, GSC 6-7	4/28 *at Southeastern La.		
Head Coach: Reed Stevens	Head Coach: Reed Stevens	4/28 *at Southeastern La.		
GSC CHAMPIONS	3/11 at Sam Houston State	4/30 *at Northeast La. (ULM)	W	4-1
Barksdale AFB	3/12 at Sam Houston State	4/30 *at Northeast La. (ULM)	L	0-6
Barksdale AFB	3/14 Nicholls State	5/2 Loyola (N.O.)		
Fort Polk	3/15 at Loyola (N.O.)	5/5 *Northwestern State		
*Louisiana Tech	3/15 at Loyola (N.O.)	5/5 *Northwestern State		
4/7 *at Northeast La. (ULM)	3/16 at Loyola (N.O.)	5/7 *at Southwestern La. (ULL)		
4/7 *at Northeast La. (ULM)	3/19 at Nicholls State	5/7 *at Southwestern La. (ULL)		
England AFB	3/29 at Centenary			
*Northwestern State	3/29 at Centenary	1963		
*Louisiana College	3/31 Centenary	Overall: 9-17, GSC 8-12		
*Southwestern La. (ULL)	4/1 *at Southwestern La. (ULL)	Head Coach: Ted Chapman		
*Southeastern La.	4/2 *Southwestern La. (ULL)	3/15 at Nicholls State		
*Louisiana Tech	4/8 *at Northwestern State	3/16 at Nicholls State		
4/28 *at Northeast La. (ULM)	4/9 *at Southeastern La.	3/16 at Nicholls State		
4/28 *Northeast La. (ULM)	4/9 *at Southeastern La.	3/25 at Sam Houston State		
*Northwestern State	4/14 %	3/25 at Sam Houston State		
*Southwestern La. (ULL)	4/15 %Southeasteran La.	4/1 *at Northwestern State		
*Southeastern La.	4/16 %Nicolls State	4/1 *at Northwestern State		
*Louisiana College	4/22 *at Louisiana Tech	4/5 Loyola (N.O.)		
	4/23 *Northeast La. (ULM)	4/6 *Southwestern La. (ULL)		
	4/23 *Northeast La. (ULM)	4/8 *Louisiana Tech		
		4/8 *Louisiana Tech		

ALL-TIME RESULTS

4/10 *at Northeast La. (ULM)	W	4-2	4/6 *at Northeast La. (ULM)	L	4-6	4/29 *at Louisiana Tech	W	1-0
4/10 *at Northeast La. (ULM)	L	0-6	4/6 *at Northeast La. (ULM)	L	1-13	5/4 *Southeastern La.	L	2-4
4/20 *Southeastern La.			*Southeastern La.	L	3-4	5/4 *Southeastern La.	W	9-4
4/20 *Southeastern La.			*Southeastern La.	W	6-5	5/6 *at Northwestern State	W	2-1
4/22 *Northwestern State			*Northwestern State	L	0-1	5/6 *at Northwestern State	L	0-3
4/22 *Northwestern State			*Northwestern State	T	1-1			
4/27 *at Southwestern La. (ULL)			*Nicholls State	W	2-1	1969		
5/27 *at Southwestern La. (ULL)			*Nicholls State	L	0-1	Overall: 19-16, GSC 14-10		
4/29 *at Louisiana Tech			4/30 *Southwestern La. (ULL)	L	2-15	Head Coach: Hubert Boales		
4/29 *at Louisiana Tech			4/30 *Southwestern La. (ULL)	L	3-5	3/7 at Sam Houston State	L	3-4
5/4 *Northeast La. (ULM)	W	2-0	*Louisiana Tech	L	0-1	3/7 at Sam Houston State	L	2-8
5/4 *Northeast La. (ULM)	L	5-10	*Louisiana Tech	L	1-3	3/8 at Sam Houston State	W	3-1
5/6 *at Southeastern La.			*Nicholls State	W	2-1	3/13 Centenary	L	3-5
5/6 *at Southeastern La.			*Southeastern La.	W	4-3	3/13 Centenary	W	3-0
			*Southeastern La.	L	1-5	3/17 *Lamar	L	7-13
1964			*Northwestern State	L	3-4	3/17 *Lamar	W	7-1
Overall: 8-18, GSC 4-12			*Northwestern State	L	1-8	3/20 at Centenary	W	3-0
Head Coach: Ted Chapman			5/3 *Northeast La. (ULM)	L	1-13	3/20 at Centenary	L	0-6
3/16 at Loyola (N.O.)	L	0-2	5/3 *Northeast La. (ULM)	L	5-10	3/22 *at Northeast La. (ULM)	L	2-9
3/17 at Nicholls State	W	6-4			3/22 *at Northeast La. (ULM)	W	7-1	
3/17 at Nicholls State	L	0-8	1967		3/24 *Southwestern La. (ULL)	W	10-6	
3/21 Centenary	W	7-4	Overall: 14-13-1, GSC 11-10-1		3/24 *Southwestern La. (ULL)	W	8-2	
3/21 Centenary	W	6-2	Head Coach: Desmond Jones		3/29 *at Louisiana Tech	L	1-2	
3/25 at Centenary	L	2-3	3/18 at Lamar	L	2-3	3/29 *at Louisiana Tech	W	12-6
3/25 at Centenary	L	4-7	3/18 at Lamar	W	4-2	3/31 *Southeastern La.	W	5-4
4/4 *Northwestern State	L	3-5	3/20 Kansas State	Cancelled		3/31 *Southeastern La.	W	3-2
4/4 *Northwestern State	L	3-6	3/20 Kansas State	Cancelled		4/8 *at Northwestern State	L	2-4
4/6 Southwestern La. (ULL)	L	0-12	3/27 at Ole Miss	W	1-0	4/8 *at Northwestern State	W	5-0
4/6 Southwestern La. (ULL)	L	2-6	3/28 at Ole Miss	L	4-6	4/14 at Lamar	L	2-3
4/11 *at Louisiana Tech	L	0-5	3/30 *at Southeastern La.	L	4-7	4/14 at Lamar	W	5-3
4/11 *at Louisiana Tech	L	0-8	3/30 *at Southeastern La.	L	1-3	4/17 *at Nicholls State	L	0-2
4/13 *Northeast La. (ULM)	L	2-4	4/1 Lamar	W	5-4	4/17 *at Nicholls State	L	1-3
4/13 *Northeast La. (ULM)	L	3-5	4/1 Lamar	L	2-8	4/19 *Northeast La. (ULM)	W	4-2
4/18 *at Southeastern La.	W	5-2	4/3 *Nicholls State	L	2-3	4/19 *Northeast La. (ULM)	L	1-5
4/18 *at Southeastern La.	W	4-3	4/3 *Nicholls State	W	5-1	4/21 *at Southwestern La. (ULL)	W	8-6
4/20 *at Northwestern State	W	3-1	4/8 *at Northeast La. (ULM)	W	9-8	4/21 *at Southwestern La. (ULL)	L	4-10
4/20 *at Northwestern State	L	0-2	4/8 *at Northeast La. (ULM)	L	0-6	4/26 *Louisiana Tech	W	7-3
4/25 *Southwestern La. (ULL)	L	1-2	4/10 *Louisiana Tech	W	2-1	4/26 *Louisiana Tech	L	5-8
4/25 *Southwestern La. (ULL)	L	1-3	4/10 *Louisiana Tech	W	3-2	4/28 *at Southeastern La.	L	2-3
4/27 *Louisiana Tech	L	0-9	4/15 *at Southwestern La. (ULL)	L	2-3	4/28 *at Southeastern La.	W	5-4
4/27 *Louisiana Tech	W	4-3	4/15 *at Southwestern La. (ULL)	W	4-2	5/3 *Northwestern State	W	6-1
5/4 *Southeastern La.	L	1-5	4/17 *Northwestern State	W	7-3	5/3 *Northwestern State	W	4-1
5/4 *Southeastern La.	L	1-4	4/17 *Northwestern State	W	8-3	5/5 *Nicholls State	L	0-5
			4/19 *at Southeastern La.	W	5-4	5/5 *Nicholls State	W	2-1
			4/19 *at Southeastern La.	T	2-2			
1965			4/24 *at Nicholls State	L	1-3	1970		
Overall: 7-23, GSC 4-16			4/24 *at Nicholls State	W	5-0	Overall: 19-17, GSC 14-10		
Head Coach: Ted Chapman			4/29 *Northeast La. (ULM)	W	4-3	Head Coach: Hubert Boales		
Nicholls State	L	1-2	4/29 *Northeast La. (ULM)	L	1-12	2/28 at Lamar	L	2-5
Nicholls State	L	0-4	5/1 *at Louisiana Tech	Cancelled		2/28 at Lamar	L	0-2
Nicholls State	W	6-2	5/1 *at Louisiana Tech	Cancelled		3/3 Lamar	L	2-6
Nicholls State	L	4-8	5/6 *Southwestern La. (ULL)	W	4-0	3/3 Lamar	W	3-2
3/23 Southwestern La. (ULL)	W	2-1	5/6 *Southwestern La. (ULL)	L	3-7	3/6 at Sam Houston State	L	6-8
3/23 Southwestern La. (ULL)	L	4-5	5/8 *at Northwestern State	L	2-3	3/7 at Sam Houston State	L	1-3
Centenary	L	0-9	5/8 *at Northwestern State	L	3-8	3/7 at Sam Houston State		
Centenary	W	8-1				3/10 at Houston Baptist	W	2-1
3/31 *Southwestern La.	L	1-4	1968			3/10 at Houston Baptist	W	5-1
3/31 *Southwestern La.	W	7-1	Overall: 13-20-1, GSC 9-12-1			3/14 Louisiana College	W	9-3
*Louisiana Tech	W	3-1	Head Coach: Hubert Boales			3/14 Louisiana College	W	14-2
*Louisiana Tech	L	1-9	3/8 at Sam Houston State	Cancelled		3/18 *Louisiana Tech	W	3-0
4/6 *at Northeast La. (ULM)	L	5-10	3/9 at Sam Houston State	L	2-8	3/18 *Louisiana Tech	W	1-0
4/6 *at Northeast La. (ULM)	L	5-7	3/11 at Lamar	L	3-4	3/21 Houston Baptist	W	
*Southeastern La.	W	5-4	3/11 at Lamar	L	3-6	3/21 Houston Baptist	W	
*Southeastern La.	L	4-9	3/18 Centenary	W	13-6	3/23 *at Nicholls State	L	3-4
*Northwestern State	L	1-2	3/18 Centenary	L	3-8	3/23 *at Nicholls State	L	0-1
*Northwestern State	L	0-2	3/21 Lamar	L	2-4	3/31 *Northwestern State	L	0-3
Centenary	L	3-6	3/21 Lamar	L	7-11	3/31 *Northwestern State	W	5-0
Centenary	L	3-8	3/23 Centenary	L	2-5	4/4 *at Southwestern La. (ULL)	W	9-7
4/22 *Southwestern La. (ULL)	L	1-6	3/23 Centenary	W	3-2	4/4 *at Southwestern La. (ULL)	W	3-2
4/22 *Southwestern La. (ULL)	L	1-2	3/25 *Northeast La. (ULM)	W	5-1	4/6 *Northeast La. (ULM)	W	5-4
*Louisiana Tech	L	6-8	3/25 *Northeast La. (ULM)	W	8-4	4/6 *Northeast La. (ULM)	L	0-8
*Louisiana Tech	L	3-4	3/30 *at Southwestern La. (ULL)	L	3-5	4/11 *at Southeastern La.	W	10-1
4/27 *Northeast La. (ULM)	W	4-2	3/30 *at Southwestern La. (ULL)	L	0-1	4/11 *at Southeastern La.	L	5-6
4/27 *Northeast La. (ULM)	L	1-10	4/1 *Louisiana Tech	L	0-5	4/13 *at Louisiana Tech	W	6-2
*Southeastern La.	L	3-7	4/1 *Louisiana Tech	W	2-1	4/13 *at Louisiana Tech	L	6-7
*Southeastern La.	L	3-4	4/6 *at Southeastern La.	L	0-3	4/18 at Louisiana College	L	4-5
*Northwestern State	L	0-4	4/6 *at Southeastern La.	L	2-3	4/18 at Louisiana College	L	2-4
*Northwestern State	L	1-8	4/8 *Northwestern State	W	4-1	4/20 *Nicholls State	W	2-1
			4/8 *Northwestern State	T	0-0	4/20 *Nicholls State	W	5-1
1966			4/10 at Lamar	L	2-3	4/25 *at Northwestern State	W	6-1
Overall: 5-21-1, GSC 5-17-1			4/10 at Lamar	W	1-0	4/25 *at Northwestern State	W	10-3
Head Coach: Desmond Jones			4/15 *at Nicholls State	W	3-2	4/27 *Southwestern La. (ULL)	W	5-0
Centenary	L	0-1	4/15 *at Nicholls State	L	0-1	4/27 *Southwestern La. (ULL)	L	1-3
Centenary	L	1-10	4/20 Lamar	W	7-6	5/2 *at Northeast La. (ULM)	L	0-4
3/19 Southwestern La. (ULL)	L	2-6	4/22 *at Northeast La. (ULM)	L	3-6	5/2 *at Northeast La. (ULM)	W	0-4
3/19 Southwestern La. (ULL)	L	3-7	4/22 *at Northeast La. (ULM)	L	6-7	5/4 *Southeastern La.	L	2-1 (12)
*Louisiana Tech	L	3-7	4/27 *Southwestern La. (ULL)	W	4-0	5/4 *Southeastern La.	L	3-4
*Louisiana Tech	W	3-2	4/27 *Southwestern La. (ULL)	L	1-2			
4/4 *Southwestern La. (ULL)	L	0-3	4/29 *at Louisiana Tech	L	3-4			
4/4 *Southwestern La. (ULL)	L	2-4						

ALL-TIME RESULTS

1977		4/22 at Southwestern La. (ULL)	L	2-7	3/31 Southwestern La. (ULL)	W	10-7
Overall: 19-26, SLC 8-7		4/23 at Southwestern La. (ULL)	L	1-3	3/31 Southwestern La. (ULL)	W	2-1
Head Coach: Hubert Boales		4/23 at Southwestern La. (ULL)	L	4-8	4/1 Southwestern La. (ULL)	W	4-0
2/21 at Texas A&M	L	4/25 Northwestern State	W	8-1	4/1 Southwestern La. (ULL)	W	12-8
2/21 at Texas A&M	L	4/25 Northwestern State	W	7-6	4/9 Northeast La. (ULM)	W	13-6
2/22 at Texas A&M	L	4/29 at Arkansas State	W	9-5	4/9 Northeast La. (ULM)	W	10-5
2/22 at Texas A&M	L	4/29 at Arkansas State	L	1-2	Nicholls State	L	1-3
2/27 New Orleans	L	4/30 at Arkansas State	L	3-10	Nicholls State	W	7-2
2/27 New Orleans	L	4/30 at Arkansas State	L	6-13	4/19 Lamar	L	1-8
Nicholls State	W				4/19 Lamar	L	3-4
Nicholls State	L	1979			4/20 Lamar	L	5-10
3/7 Southeastern La.	L	Overall: 34-16, SLC 12-8			4/20 Lamar	L	7-8
3/7 Southeastern La.	W	Head Coach: Johnny Suydam			4/23 Northwestern State	W	7-3
3/8 Northwestern State	W	Texas Southern	W	Forfeit	4/23 Northwestern State	W	17-6
3/8 Northwestern State	W	Texas Southern	W	Forfeit	4/26 at Southwestern La. (ULL)	W	8-1
3/11 at Southeastern La.	L	2/21 Northwestern State	W	4-3	4/27 at Southwestern La. (ULL)	W	11-6
3/11 at Southeastern La.	W	2/21 Northwestern State	W	8-6	4/27 at Southwestern La. (ULL)	W	11-4
3/12 Wisconsin-Stevens Point	W	2/26 Nicholls State	W	12-4			
3/12 Wisconsin-Stevens Point	W	2/26 Nicholls State	W	2-1	1981		
3/13 Nicholls State	L	Southern (LA)	W	10-4	Overall: 26-32-1, SLC 1-15		
3/13 Nicholls State	L	Southern (LA)	L	1-4	Head Coach: Triny Rivera		
3/15 Louisiana College	W	3/4 Northwestern State	W	11-3	2/20 at Houston	L	0-3
3/15 Louisiana College	W	3/4 Northwestern State	L	1-4	2/20 at Houston	L	2-9
3/19 Northeast La. (ULM)	L	3/4 Louisiana College	W	14-1	2/22 Nicholls State	W	8-4
3/19 Northeast La. (ULM)	L	Louisiana College	W	9-0	2/22 Nicholls State	W	13-7
3/22 Houston	L	3/10 Texas Southern	W	14-0	Texas Southern	W	7-0
3/22 Houston	W	3/10 Texas Southern	W	8-0	Texas Southern	W	7-0
3/25 *Arkansas State	W	3/11 Southeastern La.	W	11-6	LeTourneau	W	11-0
3/25 *Arkansas State	W	3/11 Southeastern La.	L	1-3	LeTourneau	W	12-4
3/26 *Arkansas State	W	3/14 Northeast La. (ULM)	W	8-0	3/3 Central Missouri	L	2-6
3/28 at Northwestern State	W	3/14 Northeast La. (ULM)	W	2-1	3/3 Central Missouri	L	0-3
3/28 at Northwestern State	W	3/17 Louisiana College	W	5-4	3/5 Texas Southern	W	3-0
4/1 *at Lamar	L	3/17 Louisiana College	W	6-0	3/5 Texas Southern	T	0-0
4/2 *at Lamar	L	Southeastern La.	L	1-9	3/6 Louisiana College	W	7-1
4/2 *at Lamar	W	Southeastern La.	L	2-4	3/6 Louisiana College	W	7-0
New Orleans	L	3/20 New Orleans	L	0-1	3/9 Missouri-St. Louis	W	4-3
New Orleans	L	3/21 New Orleans	L	1-11	3/9 Missouri-St. Louis	W	9-1
4/15 *UT-Arlington	W	3/24 *Louisiana Tech	L	0-6	3/11 Northwestern State	W	2-1
4/15 *UT-Arlington	W	3/24 *Louisiana Tech	L	8-11	3/11 Northwestern State	W	6-3
4/16 *UT-Arlington	W	3/25 *Louisiana Tech	L	2-5	3/14 Northeast La. (ULM)	W	6-5
4/23 *Southwestern La. (ULL)	L	3/25 *Louisiana Tech	W	8-5	3/14 Northeast La. (ULM)	W	3-2
4/23 *Southwestern La. (ULL)	W	3/28 Wisconsin-Stevens Point	W	4-3	3/15 St. Francis	L	2-20
4/24 *Southwestern La. (ULL)	L	3/28 Wisconsin-Stevens Point	W	5-4	3/15 St. Francis	L	7-8
4/27 Louisiana College	W	3/31 *UT-Arlington	W	6-5	3/17 Southeastern La.	L	7-8
4/27 Louisiana College	L	3/31 *UT-Arlington	W	8-0	3/17 Southeastern La.	L	9-13
4/29 *Louisiana Tech	L	4/1 *UT-Arlington	W	15-3	3/18 Wisconsin-Stevens Point	W	16-15
4/29 *Louisiana Tech	L	4/1 *UT-Arlington	W	8-3	3/19 Wisconsin-Stevens Point	L	4-10
4/30 *Louisiana Tech	L	4/8 *at Lamar	L	1-2	3/22 *Southwestern La. (ULL)	L	4-7
		4/8 *at Lamar	L	1-5	3/22 *Southwestern La. (ULL)	L	2-6
		4/8 *at Lamar	L	4-5	3/23 *Southwestern La. (ULL)	L	3-7
1978		Nicholls State	L	8-9	3/23 *Southwestern La. (ULL)	L	3-6
Overall: 16-31, SLC 2-18		Nicholls State	W	8-7	3/24 at Northwestern State	L	5-6
Head Coach: Johnny Suydam		Nicholls State	W	4-1	3/24 at Northwestern State	W	9-1
at Texas A&M	W	Nicholls State	W	5-3	3/25 Northeast La. (ULM)	W	7-3
at Texas A&M	L	4/23 *Southwestern La. (ULL)	W	4-3	3/25 Northeast La. (ULM)	L	4-5
at Texas A&M	L	4/23 *Southwestern La. (ULL)	W	8-5	3/28 at Southeastern La.	L	2-5
2/26 Nicholls State	L	4/24 *Southwestern La. (ULL)	W	4-2	3/28 at Southeastern La.	W	10-8
2/26 Nicholls State	W	4/24 *Southwestern La. (ULL)	W	11-7	at Nicholls State	L	6-10
3/4 Northeast La. (ULM)	W	*Arkansas State	W	5-0	at Nicholls State	W	7-2
3/4 Northeast La. (ULM)	W	*Arkansas State	W	6-3	*Lamar	L	5-11
3/5 Northeast La. (ULM)	W	*Arkansas State	L	1-7	*Lamar	L	3-4
3/11 at Northeast La. (ULM)	W	*Arkansas State	W	8-4	*Lamar	L	1-7
3/11 at Northeast La. (ULM)	W				*Lamar	L	4-11
3/12 at Northeast La. (ULM)	W	1980			4/7 Grambling	L	6-7
3/14 at Houston	L	Overall: 21-20, SLC 8-8			4/7 Grambling	W	1-0
3/14 at Houston	L	Head Coach: Johnny Suydam			Louisiana College	W	3-0
3/18 at Northwestern State	L	2/19 at Houston	L	5-6	Louisiana College	W	3-0
3/18 at Northwestern State	W	2/19 at Houston	L	4-9	4/11 *Southwestern La. (ULL)	W	5-1
3/21 Wisconsin-Stevens Point	W	2/23 Northwestern State	W	5-4	4/11 *Southwestern La. (ULL)	L	0-1
3/21 Wisconsin-Stevens Point	W	2/23 Northwestern State	L	1-5	4/12 *Southwestern La. (ULL)	L	0-7
Nicholls State	L	2/24 New Orleans	L	3-6	4/12 *Southwestern La. (ULL)	L	2-6
Nicholls State	W	2/24 New Orleans	L	0-8	4/25 Grambling	W	9-4
4/1 Louisiana Tech	L	2/27 Nicholls State	L	7-8	4/25 Grambling	L	9-14
4/1 Louisiana Tech	L	2/27 Nicholls State	L	7-8	4/26 at Northwestern State	W	2-0
4/2 Louisiana Tech	L	3/5 at Northwestern State	L	2-6	4/26 at Northwestern State	L	1-2
4/4 at New Orleans	L	3/5 at Northwestern State	W	2-1	5/2 *Lamar	L	4-7
4/4 at New Orleans	L	3/8 Southeastern La.	W	5-4	5/2 *Lamar	L	1-9
4/4 at New Orleans	L	3/8 Southeastern La.	L	9-10	5/3 *Lamar	L	7-10
at New Orleans	L	3/11 at Southeastern La.	W	2-1	5/3 *Lamar	L	2-10
at New Orleans	L	3/11 at Southeastern La.	L	4-8			
4/8 at UT-Arlington	L	3/15 at Lamar	L	3-10	1982		
4/8 at UT-Arlington	L	3/15 at Lamar	L	3-5	Overall: 25-29, SLC 5-11		
4/9 at UT-Arlington	L	3/16 at Lamar	L	0-4	Head Coach: Triny Rivera		
4/9 at UT-Arlington	L	3/16 at Lamar	L	5-6	2/20 Grambling	L	1-3
4/15 Lamar	W	3/18 Army	W	6-3	2/20 Grambling	W	9-6
4/15 Lamar	L	3/18 Army	W	11-3	2/21 Southeastern La.	W	4-3
4/16 Lamar	L	3/19 Wisconsin-Stevens Point	W	5-0	2/21 Southeastern La.	W	9-6
4/16 Lamar	L	3/19 Wisconsin-Stevens Point	W	2-1	3/2 at Houston	L	4-5
at Louisiana College	L	3/22 at Northeast La. (ULM)	W	1-0	3/2 at Houston	L	1-10
at Louisiana College	L	3/22 at Northeast La. (ULM)	L	3-6	3/3 Sam Houston State	L	2-5
4/22 at Southwestern La. (ULL)	L						

ALL-TIME RESULTS

3/3 Sam Houston State	W	5-3	4/14 at Southwestern La. (ULL)	L	1-3	3/4 at Stephen F. Austin	W	6-3
3/5 Louisiana Tech	L	3-4	4/14 at Southwestern La. (ULL)	L	0-7	3/5 at Houston	L	0-6
3/5 Louisiana Tech	L	1-4	4/16 Northeast La. (ULM)	W	6-5	3/5 at Houston	L	6-14
3/8 at Texas A&M	W	7-5	4/16 Northeast La. (ULM)	L	2-5	*at Lamar	L	2-4
3/8 at Texas A&M	L	0-6	4/17 Southwestern La. (ULL)	L	3-6	*at Lamar	L	1-2
3/9 at Texas A&M	L	3-4	4/17 Southwestern La. (ULL)	L	3-9	*at Lamar	L	4-9
3/9 at Texas A&M	L	1-5	4/18 at Nicholls State	L	6-11	at Grambling	W	4-3
3/12 at Tulane	L	5-7	4/18 at Nicholls State	L	3-14	at Grambling	L	7-11
3/12 at Tulane	L	4-7	4/21 at Sam Houston State	L	0-5	3/16 *Northeast La. (ULM)	W	7-3
3/14 Northwestern State	W	5-4	4/21 at Sam Houston State	L	4-5	3/16 *Northeast La. (ULM)	T	5-5
3/14 Northwestern State	W	10-3	4/24 *at UT-Arlington	L	6-10	*at Arkansas State	W	14-10
3/16 at Louisiana Tech	L	1-5	4/24 *at UT-Arlington	W	6-5	*at Arkansas State	W	5-4
3/16 at Louisiana Tech	L	2-3	4/25 *at UT-Arlington	W	4-0	*at Arkansas State	L	3-5
3/20 *at Lamar	L	1-5	4/25 *at UT-Arlington	W	8-4	3/27 LSU	L	10-11
3/20 *at Lamar	W	3-1	Southern (LA)	W	8-5	*UT-Arlington	W	9-3
3/21 *at Lamar	W	12-11	Southern (LA)	L	1-13	*UT-Arlington	W	2-0
3/21 *at Lamar	L	8-9	4/30 *Lamar	L	0-5	*UT-Arlington	L	3-10
3/23 Southeastern Ok. Southern (LA)	W	6-1	4/30 *Lamar	W	4-1	4/2 LSU	W	3-2
3/27 #Northwestern State	W	2-1	5/1 *Lamar	L	0-4	Dallas Baptist	W	10-2
3/28 #Nicholls State	W	6-2	5/1 *Lamar	L	1-3	Dallas Baptist	L	8-9
3/28 #Southeastern La.	W	8-6	New Orleans	L	1-10	4/10 at LSU	L	5-8
4/3 *Southwestern La. (ULL)	W	5-2	New Orleans	L	6-8	4/11 at Southeastern La.	L	2-6
4/3 *Southwestern La. (ULL)	L	3-4	5/14 *UT-Arlington	L	3-5	4/11 at Southeastern La.	L	1-9
4/4 *Southwestern La. (ULL)	W	3-2	\$ - SLC Zone Playoff			at Nicholls State	L	0-3
4/4 *Southwestern La. (ULL)	L	2-11	1984			4/15 Tulane	W	11-6
4/7 New Orleans	W	6-4	Overall: 16-30, SLC 8-10			4/15 Tulane	W	9-6
4/7 New Orleans	W	9-8	Head Coach: Triny Rivera			at Sam Houston State	L	1-7
4/13 at Baylor	L	1-8	2/14 Northwestern State	W	12-6	at Sam Houston State	L	8-9
4/13 at Baylor	L	5-6	2/14 Northwestern State	W	5-4	*at North Texas	L	2-3
4/14 at Sam Houston State	W	2-1	2/15 at Northwestern State	W	8-1	*at North Texas	W	12-0
4/14 at Sam Houston State	W	7-4	2/18 at Rice	L	6-8	*at North Texas	W	8-2
4/18 *Lamar	L	1-4	2/18 at Rice	L	0-16	4/23 at Tulane	W	12-9
4/18 *Lamar	L	1-6	2/19 at Rice	L	1-8	4/23 at Tulane	L	6-10
4/19 *Lamar	L	5-12	2/22 at LSU	L	6-8	4/24 at LSU	L	5-6
4/19 *Lamar	L	11-13	2/25 at Texas A&M	L	2-13			
New Orleans	L	1-5	2/25 at Texas A&M	L	5-15	1986		
New Orleans	L	1-4	3/2 Tulane	L	8-19	Overall: 28-24, SLC 9-9		
4/23 %Southeastern La.	W	2-1	3/2 Tulane	L	3-10	Head Coach: Triny Rivera		
4/23 %Nicholls State	W	6-3	3/7 at Houston	L	3-4	Rice	L	1-8
4/24 %Nicholls State	W	8-7	3/7 at Houston	L	4-6	Rice	L	3-12
4/28 Southern (LA)	W	3-2	3/10 *Lamar	L	0-2	Northwestern State	W	7-0
4/28 Southern (LA)	W	7-3	3/10 *Lamar	L	7-9	Prairie View A&M	W	13-4
5/1 *Southwestern La. (ULL)	L	1-5	3/11 *Lamar	L	5-6	Prairie View A&M	W	12-5
5/1 *Southwestern La. (ULL)	L	0-8	3/14 at Southwestern La. (ULL)	L	1-2	2/18 Houston	L	0-9
5/2 *Southwestern La. (ULL)	L	4-11	3/14 at Southwestern La. (ULL)	L	0-3	2/18 Houston	L	3-13
5/2 *Southwestern La. (ULL)	W	7-6	3/18 *at Northeast La. (ULM)	L	1-10	2/21 Texas A&M	W	5-3
%-Gary Didier Tournament			3/18 *at Northeast La. (ULM)	W	3-2	2/21 Texas A&M	W	5-4
#- Unknown Tournament			3/19 *at Northeast La. (ULM)	L	3-4	2/22 Texas A&M	W	6-2
* includes six forfeit wins in conference season and three forfeit losses in regular season			3/22 LSU	W	8-4	2/26 Stephen F. Austin	W	6-4
			3/25 *Arkansas State	W	5-1	2/26 Stephen F. Austin	W	4-3
			3/25 *Arkansas State	W	6-0	2/28 at Southeastern La.	W	6-5
			3/26 *Arkansas State	W	5-2	2/28 at Southeastern La.	L	0-13
			3/27 Southwestern La. (ULL)	W	4-3	Centenary	W	13-1
			3/27 Southwestern La. (ULL)	W	6-3	Centenary	W	10-2
1983			3/31 *at UT-Arlington	L	5-6	3/6 Southwestern La. (ULL)	L	3-4
Overall: 22-36, SLC 8-8			4/1 *at UT-Arlington	L	2-4	Nicholls State	L	6-14
Head Coach: Triny Rivera			4/1 *at UT-Arlington	L	2-8	Prairie View A&M	W	11-4
2/13 Louisiana Tech	L	2-6	4/4 Southwestern La. (ULL)	L	4-10	Prairie View A&M	W	12-6
2/13 Louisiana Tech	L	1-4	4/11 at Southeastern La.	L	3-13	Sam Houston State	L	1-19
2/19 Grambling	W	11-9	4/15 *North Texas	W	5-3	Sam Houston State	L	7-10
2/20 Nicholls State	W	10-9	4/15 *North Texas	W	3-1	3/13 Stephen F. Austin	L	2-7
2/23 at LSU	L	3-4	4/15 *North Texas	W	8-7	3/13 Stephen F. Austin	W	2-0
2/25 Stephen F. Austin	L	4-6	4/16 New York Tech	L	1-2	*North Texas	L	2-3
2/25 Stephen F. Austin	L	0-6	4/17 at LSU	L	0-2	*North Texas	W	5-3
2/26 Northwestern State	W	3-0	4/17 at LSU	L	2-3	*North Texas	W	11-6
2/26 Northwestern State	W	6-4	4/24 at Tulane	W	10-9	St. Francis	L	4-6
3/1 at Texas A&M	L	5-8	4/24 at Tulane	L	2-20	St. Francis	W	2-1
3/1 at Texas A&M	L	3-4	4/25 at Southeastern La.	L	2-5	*Arkansas State	W	6-4
3/2 at Texas A&M	L	8-15	4/25 at Southeastern La.	L	8-9	*Arkansas State	W	6-3
Stephen F. Austin	W	3-2	4/25 at Southeastern La.	W	Forfeit	*Arkansas State	W	5-2
Stephen F. Austin	W	6-1	4/28 at Louisiana Tech	L	0-5	*UT-Arlington	L	1-2
3/6 New Orleans	L	4-15	4/28 at Louisiana Tech	L	0-1	*UT-Arlington	L	1-6
3/6 New Orleans	L	5-8	4/29 at Louisiana Tech	W	8-6	*UT-Arlington	L	2-3
3/8 at Louisiana Tech	W	1-12	1985			4/2 Southwestern La. (ULL)	W	14-4
3/8 at Louisiana Tech	W	7-3	Overall: 21-24-1, SLC 7-6-1			*Lamar	W	10-6
3/9 at Northwestern State	L	3-4	Head Coach: Triny Rivera			*Lamar	L	3-16
3/9 at Northwestern State	W	5-4	at Rice	L	4-10	*Lamar	W	9-7
3/12 Tulane	L	1-5	at Rice	W	5-3	4/9 Southeastern La.	W	5-2
3/12 Tulane	L	3-10	at Rice	L	8-14	4/9 Southeastern La.	W	7-3
3/14 Southwestern La. (ULL)	W	4-3	at Rice	L	4-16	4/12 *at Northeast La. (ULM)	W	4-2
Northwestern State	W	3-2	2/14 Stephen F. Austin	L	3-6	4/12 *at Northeast La. (ULM)	W	10-6
3/19 at Northeast La. (ULM)	W	3-0	2/14 Stephen F. Austin	W	4-2	4/13 *at Northeast La. (ULM)	L	4-8
3/19 at Northeast La. (ULM)	L	9-11	Grambling	W	3-2	4/19 *Louisiana Tech	L	4-10
3/22 at Nicholls State	W	12-9	Grambling	L	3-7	4/19 *Louisiana Tech	L	4-14
3/28 *UT-Arlington	L	3-10	2/23 Southeastern La.	W	5-1	4/21 *Louisiana Tech	L	3-9
3/28 *UT-Arlington	W	7-2	Northwestern State	W	4-3	Nicholls State	W	11-9
3/29 *UT-Arlington	W	11-6	Northwestern State	W	1-0	4/26 Tulane	L	4-9
3/29 *UT-Arlington	W	11-9	Northwestern State	W	14-2	4/26 Tulane	L	10-14
4/11 *Lamar	L	8-12	3/4 at Stephen F. Austin	W		4/27 at Tulane	L	7-19
4/11 *Lamar	W	2-1				4/27 at Tulane	L	1-7
4/12 *Lamar	L	0-4						
4/12 *Lamar	L	2-7						

ALL-TIME RESULTS

1987	4/10 *at North Texas	L	5-6	2/10 Prairie View A&M	W	4-3
Overall: 19-28, SLC 7-9	4/12 at Southwestern La. (ULL)	L	3-5	2/16 at East Texas Baptist	W	6-1
Head Coach: Tony Robichaux	4/13 at Lamar	L	1-2	2/16 at East Texas Baptist	L	1-2
Rice	4/14 at Nicholls State	L	5-6	2/20 at Southeastern La.	L	1-7
Rice	4/16 *UT-Arlington	W	5-0	2/20 at Southeastern La.	L	1-2
Rice	4/16 *UT-Arlington	W	4-3	2/23 Houston	W	7-5
Sam Houston State	4/17 *UT-Arlington	L	5-6	2/24 Hardin-Simmons	W	10-3
Sam Houston State	4/20 at Tulane	L	2-5	2/24 Hardin-Simmons	W	3-2
2/21 Texas A&M	4/20 at Tulane	L	4-6	2/25 Hardin-Simmons	L	6-11
2/21 Texas A&M	4/23 *at Northwestern State	L	1-9	2/27 at Lamar	W	4-3
2/22 Texas A&M	4/23 *at Northwestern State	L	4-5	2/28 Southern (LA)	W	11-2
3/7 Northeast La. (ULM)	4/24 *at Northwestern State	W	6-5	3/1 Southern (LA)	W	10-1
3/7 Northeast La. (ULM)	4/27 LSU	W	6-5	3/3 Louisiana Tech	W	3-2
3/8 Northeast La. (ULM)	4/30 *Northeast La. (ULM)	L	10-12	3/4 Nicholls State	W	10-0
Stephen F. Austin	4/30 *Northeast La. (ULM)	W	5-4	3/7 at Nicholls State	L	0-5
Stephen F. Austin	5/4 Prairie View A&M	W	22-1	3/10 Cameron State	W	7-1
Sam Houston State	5/4 Prairie View A&M	W	16-6	3/10 Cameron State	W	4-3
Sam Houston State	5/7 *Stephen F. Austin	W	11-10	3/11 Chicago State	W	7-2
Nicholls State	5/7 *Stephen F. Austin	W	11-2	3/13 Centenary	W	8-1
3/21 at Southeastern La.	5/8 *Stephen F. Austin	W	13-5	3/14 Lamar	W	7-2
3/21 at Southeastern La.	NCAA Regional			3/19 Texas Southern	W	7-2
3/22 LSU	(Stillwater, Ok.)			3/19 Texas Southern	W	5-4
South Alabama	5/26 Oklahoma State	L	4-14	3/21 LSU	L	1-13
Nicholls State	5/27 Southwestern La. (ULL)	W	11-6	3/24 *Northwestern State	W	4-0
Lamar	5/28 Loyola-Marymount	L	4-12	3/24 *Northwestern State	L	0-3
Lamar				3/25 *Northwestern State	L	4-7
Lamar	1989			3/27 at Grambling	L	5-9
Lamar	Overall: 35-18, SLC 10-7			3/31 *at Sam Houston State	L	1-3
North Texas	Head Coach: Tony Robichaux			3/31 *at Sam Houston State	L	0-5
North Texas	2/11 Southern Arkansas	W	4-1	4/1 *at Sam Houston State	W	4-0
North Texas	2/11 Southern Arkansas	W	7-5	4/4 Southeastern La.	W	10-3
North Texas	2/12 Southern Arkansas	W	15-4	4/4 Southeastern La.	L	6-9
North Texas	2/14 at Lamar	W	6-1	4/7 *Northeast La. (ULM)	W	4-0
4/11 at Northeast La. (ULM)	2/17 Tulane	W	9-4	4/7 *Northeast La. (ULM)	W	2-1
4/11 at Northeast La. (ULM)	2/17 Tulane	W	9-8	4/8 *Northeast La. (ULM)	W	12-5
4/12 at Northeast La. (ULM)	2/18 Prairie View A&M	W	14-1	4/13 *at UT-Arlington	L	4-5
Southern (LA)	2/18 Prairie View A&M	W	16-2	4/13 *at UT-Arlington	W	3-2
4/14 at Tulane	2/19 Lamar	W	16-4	4/17 at LSU	W	4-1
4/14 at Tulane	2/22 at Prairie View A&M	W	7-2	4/18 at Centenary	W	12-6
4/23 Tulane	2/22 at Prairie View A&M	W	11-0	4/19 at Louisiana Tech	L	5-6(12)
4/23 Tulane	2/23 at Houston	L	6-9	4/23 at Tulane	L	3-7
Lamar	2/25 Samford	W	7-6	4/23 at Tulane	L	6-7
Lamar	2/25 Samford	W	12-2	4/24 Southwestern La. (ULL)	W	4-1
Lamar	2/26 Samford	W	16-8	4/25 Grambling	W	3-0
Lamar	2/28 at Louisiana College	W	11-6	4/28 *Southwest Texas	W	6-4
Northwestern State	2/28 at Louisiana College	W	16-6	4/28 *Southwest Texas	L	2-3
Northwestern State	3/3 at Nicholls State	L	0-6	4/29 *Southwest Texas	W	5-4
North Texas	3/4 at South Alabama	L	4-11	5/2 at Prairie View A&M	W	6-4
North Texas	3/5 at South Alabama	L	10-15	5/5 *at Stephen F. Austin	W	5-2
North Texas	3/7 at Southwestern La. (ULL)	L	4-8	5/5 *at Stephen F. Austin	W	4-1
North Texas	3/10 East Texas Baptist	W	2-1	5/6 *at Stephen F. Austin	L	8-9
1988	3/10 East Texas Baptist	W	11-1			
Overall: 31-31, SLC 13-7	3/11 East Texas Baptist	W	7-4	1991		
Head Coach: Tony Robichaux	3/11 East Texas Baptist	W	8-7	Overall: 34-18, SLC 4-11		
SLC CHAMPIONS	3/12 Nicholls State	L	8-13	Head Coach: Tony Robichaux		
2/13 Southern (LA)	3/14 North Alabama	L	6-11	2/10 at Houston	W	10-9
2/15 at Rice	3/16 North Alabama	W	8-3	2/11 at Texas Southern	W	5-3
2/16 at Rice	3/18 *at Southwest Texas	W	4-1	2/11 at Texas Southern	W	5-1
2/20 Southeastern La.	3/18 *at Southwest Texas	W	9-0	2/12 at Prairie View A&M	W	13-4
2/20 Southeastern La.	3/19 *at Southwest Texas	W	14-8	2/12 at Prairie View A&M	W	16-9
2/23 Grambling	3/24 *at Sam Houston State	L	1-6	2/13 at Southern (LA)	W	20-9
2/24 at LSU	3/24 *at Sam Houston State	L	0-2	2/16 Texas-Wesleyan	W	7-3
2/26 at Spring Hill	3/25 *at Sam Houston State	L	4-6	2/16 Texas-Wesleyan	W	8-5
2/27 at South Alabama	3/28 at Southeastern La.	L	1-3	2/17 Texas-Wesleyan	W	8-7(11)
2/28 at South Alabama	3/28 at Southeastern La.	L	0-3	2/21 at Texas	L	4-6
3/4 Rice	4/11 Centenary	L	3-7	2/22 at Hardin-Simmons	W	7-0
3/5 Rice	4/11 Centenary	W	7-0	2/22 at Hardin-Simmons	L	6-7
3/12 at Nicholls State	4/15 *at UT-Arlington	W	3-0	2/23 at Hardin-Simmons	W	12-1
3/13 at Southwestern La. (ULL)	4/15 *at UT-Arlington	W	6-0	2/26 Southern (LA)	W	4-1
3/15 at Centenary	4/16 *at UT-Arlington	L	3-4	2/28 Oklahoma	L	3-6
3/15 at Centenary	4/18 Southeastern La.	W	10-2	3/5 Nicholls State	L	1-11
3/16 Southwestern La. (ULL)	4/18 Southeastern La.	W	2-1	3/7 Oregon State	W	6-5(11)
3/17 Nicholls State	4/22 *Northwestern State	W	17-4	3/9 Cameron State	W	9-2
3/19 *at Southwest Texas	4/22 *Northwestern State	W	11-2	3/11 Texas Southern	W	10-9
3/19 *at Southwest Texas	4/23 *Northwestern State	W	11-2	3/11 Texas Southern	L	5-6
3/20 *at Southwest Texas	4/26 at Tulane	L	3-4	3/12 Southeastern La.	W	4-2
3/22 Southwestern La. (ULL)	4/26 at Tulane	W	9-4	3/12 Southeastern La.	W	4-3
3/23 at Southeastern La.	4/29 *at Northeast La. (ULM)	W	8-5	3/13 Louisiana Tech	W	8-4
3/23 at Southeastern La.	4/29 *at Northeast La. (ULM)	L	3-4	3/19 Prairie View A&M	W	12-1
3/26 *Sam Houston State	5/6 *at Stephen F. Austin	L	4-8	3/19 Prairie View A&M	W	9-0
3/26 *Sam Houston State	5/6 *at Stephen F. Austin	W	5-0	3/20 Rice	W	3-2
3/27 *Sam Houston State	5/7 *at Stephen F. Austin	L	6-9	3/22 Dartmouth	W	10-1
3/30 at Miami				3/23 Lamar	W	9-1
3/31 at Barry University	1990			3/23 Lamar	W	10-6
4/1 at St. Thomas, Fla.	Overall: 35-20, SLC 10-7			3/29 *UT-Arlington	L	3-4
4/1 at St. Thomas, Fla.	Head Coach: Tony Robichaux			3/29 *UT-Arlington	L	3-4
4/2 at Florida International	2/7 at Rice	L	4-5	3/30 *UT-Arlington	W	3-2
4/6 Tulane	2/8 at Texas Southern	L	3-6	4/2 at LSU	W	6-4
4/9 *at North Texas	2/8 at Texas Southern	W	8-3	4/3 Southwestern La. (ULL)	W	12-9
4/9 *at North Texas	2/10 Prairie View A&M	W	9-1	4/6 *at Northeast La. (ULM)	L	0-1

ALL-TIME RESULTS

4/6 *at Northeast La. (ULM)	L	3-4	2/19 at Baylor	W	6-1	3/27 *at Northwestern State	W	4-2
4/7 *at Northeast La. (ULM)	L	0-1	2/20 at Baylor	L	7-10	4/1 *UT-Arlington	L	1-2
4/9 *at Southwestern La. (ULL)	W	4-2	2/26 #Oklahoma	W	8-3	4/1 *UT-Arlington	W	5-4
4/13 *Sam Houston State	W	4-0	2/27 #Oklahoma	L	1-2	4/2 *UT-Arlington	W	8-2
4/13 *Sam Houston State	L	3-4	2/27 #Lamar	L	3-5	4/5 at Nevada-Las Vegas	W	3-2
4/14 *Sam Houston State	L	1-3	2/28 Louisiana Tech	W	10-1	4/5 at Nevada-Las Vegas	L	3-4
4/16 at Lamar	W	5-4	3/6 *Northwestern State	W	5-4	4/6 at Nevada-Las Vegas	L	3-6
4/16 at Lamar	W	5-2	3/6 *Northwestern State	L	3-16	4/11 at Southeastern La.	W	9-2
4/17 at Nicholls State	L	1-2	3/7 *Northwestern State	L	3-17	4/12 at LSU	W	4-3
4/20 *at Northwestern State	L	3-4	3/10 at Southeastern La.	L	5-8	4/14 Southeastern La.	W	9-2
4/20 *at Northwestern State	L	1-2	3/13 New York Tech	W	11-4	4/16 *at Stephen F. Austin	W	19-5
4/21 *at Northwestern State	L	1-4	3/14 New York Tech	W	12-3	4/16 *at Stephen F. Austin	L	1-2
4/23 at Centenary	W	8-6	3/17 at Southwestern La. (ULL)	L	4-9	4/17 *at Stephen F. Austin	L	1-2
4/24 at Louisiana Tech	L	4-5	3/20 *Stephen F. Austin	W	2-1	4/20 at Louisiana Tech	W	10-3
4/27 *Stephen F. Austin	W	3-2	3/20 *Stephen F. Austin	L	4-7	4/21 at Centenary	W	7-2
4/27 *Stephen F. Austin	W	4-1	3/21 *Stephen F. Austin	W	20-4	4/23 *Northeast La. (ULM)	W	2-1
4/28 *Stephen F. Austin	L	2-4	3/24 at Louisiana Tech	L	2-7	4/23 *Northeast La. (ULM)	W	4-0
1992			3/27 *at Nicholls State	L	4-5	4/24 *Northeast La. (ULM)	W	23-0
Overall: 30-22, SLC 9-12			3/27 *at Nicholls State	W	4-2	4/27 at Tulane	W	8-4
Head Coach: Tony Robichaux			3/28 *at Nicholls State	L	3-7	4/30 *at UT-San Antonio	L	1-3
2/7 at West Florida	W	20-16	3/30 Texas Southern	W	5-3	5/7 *at Nicholls State	L	3-4
2/8 at Florida	L	2-16	3/30 Texas Southern	W	4-3	5/7 *at Nicholls State	W	4-2
2/9 at Florida	L	1-16	3/31 Tulane	W	12-8	5/8 *at Nicholls State	W	15-3
2/12 Houston	W	14-9	4/3 *UT-Arlington	W	6-5	Lamar	W	2-1
2/15 Lamar	W	11-4	4/3 *UT-Arlington	W	3-1	Lamar	W	4-2
2/16 at Lamar	W	12-4	4/4 *UT-Arlington	W	8-1	Southland Conference Tournament		
2/19 at Southeastern La.	L	1-4	4/7 at Lamar	W	8-5	(Natchitoches, La.)		
2/22 Arkansas Tech	W	8-2	4/9 Lamar	L	4-5	Northwestern State	W	9-3
2/22 Arkansas Tech	W	4-3	4/10 at Lamar	L	0-4	UT-San Antonio	L	5-10
2/28 #Ohio State	W	7-4	4/13 at LSU	L	11-15	Northwestern State	L	3-6
2/29 #Creighton	W	10-8	4/17 *at Southwest Texas	W	14-2	# - Lake Area Classic		
3/1 #Louisiana Tech	W	3-1	4/17 *at Southwest Texas	W	8-1	1995		
3/7 *at UT-San Antonio	W	3-0	4/18 *at Southwest Texas	W	11-8	Overall: 41-16, SLC 17-6		
3/7 *at UT-San Antonio	L	0-6	4/20 Southwestern La. (ULL)	W	3-2	Head Coach: Jim Ricklefsen		
3/8 *at UT-San Antonio	W	4-1	4/21 LSU	W	5-3	2/4 Houston Baptist	L	3-5
3/10 Texas Southern	W	4-3	4/24 *UT-San Antonio	L	2-3	2/4 Houston Baptist	W	5-1
3/10 Texas Southern	W	9-4	4/24 *UT-San Antonio	W	10-2	2/8 Houston	W	2-1
3/11 at Rice	L	2-4	4/25 *UT-San Antonio	W	12-3	2/11 Loyola (N.O.)	W	12-0
3/14 *Sam Houston State	L	8-9	4/28 Southeastern La.	W	8-7	2/11 Loyola (N.O.)	W	6-3
3/14 *Sam Houston State	W	5-4	5/1 *at Sam Houston State	L	1-3	2/14 Texas Southern	W	7-5
3/15 *Sam Houston State	W	7-3	5/1 *at Sam Houston State	W	4-1	2/14 Texas Southern	W	19-1
3/17 Prairie View A&M	W	11-1	5/2 *at Sam Houston State	L	2-5	2/17 Baylor	W	5-1
3/17 Prairie View A&M	W	2-1	5/8 *at Northeast La. (ULM)	W	1-0	2/18 Baylor	L	5-6
3/21 *at Stephen F. Austin	W	5-4	5/8 *at Northeast La. (ULM)	L	0-7	2/18 Baylor	W	2-1
3/21 *at Stephen F. Austin	L	1-8	5/9 *at Northeast La. (ULM)	W	11-0	2/19 Prairie View A&M	W	20-1
3/22 *at Stephen F. Austin	L	8-10	Southland Conference Tournament			2/19 Prairie View A&M	W	8-1
3/25 at Houston	L	3-17	(Shreveport, La.)			2/24 #Creighton	W	9-6
3/28 *Nicholls State	L	2-3	5/15 Northwestern State	W	4-2	2/25 #Oral Roberts	W	7-0
3/28 *Nicholls State	W	2-0	5/16 Sam Houston State	W	11-1	2/26 #Kansas State	L	10-12
3/29 *Nicholls State	W	3-1	5/17 Sam Houston State	W	3-2	3/1 at Rice	L	2-5
3/31 at Centenary	W	10-7	NCAA Regional			3/4 at Houston	W	6-1
4/1 at Louisiana Tech	L	6-10	(Austin, Tx.)			3/5 at Houston	L	2-3
4/4 *at UT-Arlington	L	3-4	5/28 Texas	L	4-7	3/5 at Houston	L	1-4
4/4 *at UT-Arlington	L	6-8	5/29 Maine	W	16-3	3/7 Texas Southern	W	4-0
4/5 *at UT-Arlington	L	2-7	5/30 Cal State-Fullerton	L	0-2	3/11 *at Sam Houston State	W	4-0
4/8 at Southwestern La. (ULL)	L	8-15	# - Lake Area Classic			3/11 *at Sam Houston State	W	8-3
4/9 Houston Baptist	W	12-5	1994			3/12 *at Sam Houston State	L	4-5
4/9 Houston Baptist	W	8-3	Overall: 41-17, SLC 13-9			3/18 *at Southwest Texas	W	15-2
4/10 at Tulane	W	12-7	Head Coach: Tony Robichaux			3/18 *at Southwest Texas	W	7-6
4/13 Centenary	W	7-3	2/6 Houston Baptist	W	4-3	3/19 *at Southwest Texas	L	3-10
4/15 at LSU	L	2-14	2/6 Houston Baptist	W	4-3	3/21 Southwestern La. (ULL)	W	9-5
4/18 *at Southwest Texas	L	0-11	2/7 Prairie View A&M	W	16-1	3/22 at Rice	L	4-5
4/18 *at Southwest Texas	L	0-1	2/7 Prairie View A&M	W	13-0	3/25 *Northwestern State	L	4-7
4/19 *at Southwest Texas	W	5-4	2/9 at Houston	L	4-5	3/25 *Northwestern State	W	13-2
4/21 Southwestern La. (ULL)	W	6-4	2/13 at Rice	L	3-8	3/26 *Northwestern State	W	4-2
4/22 Southeastern La.	L	3-8	2/14 at Texas Southern	W	10-0	4/1 *at UT-Arlington	W	3-0
4/25 *at Northwestern State	W	7-4	2/14 at Texas Southern	W	5-4	4/1 *at UT-Arlington	L	2-3
4/25 *at Northwestern State	L	3-4	2/16 at Texas A&M	W	5-4	4/2 *at UT-Arlington	L	0-9
4/26 *at Northwestern State	W	7-3	2/17 at Baylor	L	2-18	4/7 Texas Southern	W	15-0
5/2 *Northeast La. (ULM)	L	3-7	2/18 at Baylor	L	3-10	4/11 at LSU	L	1-10
5/2 *Northeast La. (ULM)	W	6-5	2/19 at Baylor	L	1-10	4/12 Southeastern La.	W	11-2
5/3 *Northeast La. (ULM)	L	3-10	2/25 #Alabama	W	7-6	4/14 *Stephen F. Austin	W	4-2
# - Lake Area Classic			2/26 #Tulane	W	15-4	4/14 *Stephen F. Austin	W	16-4
1993			2/27 #Lamar	W	2-1	4/15 *Stephen F. Austin	W	4-1
Overall: 38-23, SLC 14-10			3/1 at Lamar	W	5-4	4/17 Centenary	W	15-4
Head Coach: Tony Robichaux			3/5 at Houston	W	18-7	4/18 at Louisiana Tech	W	10-5
SLC TOURNAMENT CHAMPIONS			3/8 at Centenary	W	1-0	4/19 at Centenary	W	15-4
2/5 Houston Baptist	W	12-7	3/12 *Sam Houston State	L	1-7	4/24 *at Northeast La. (ULM)	L	0-1
2/5 Houston Baptist	W	9-1	3/12 *Sam Houston State	W	4-1	4/24 *at Northeast La. (ULM)	W	3-1
2/6 Houston Baptist	W	4-3	3/13 *Sam Houston State	W	7-2	4/27 at Southeastern La.	W	3-1
2/7 Prairie View A&M	W	8-6	3/15 Southwest La. (ULL)	W	14-4	4/29 *UT-San Antonio	W	6-2
2/7 Prairie View A&M	W	12-2	3/16 Louisiana Tech	W	14-0	4/29 *UT-San Antonio	W	9-5
2/13 at Texas Southern	W	14-1	3/19 *Southwest Texas	L	0-1	4/30 *UT-San Antonio	W	6-5
2/13 at Texas Southern	W	11-2	3/19 *Southwest Texas	W	7-1	5/3 !Southwestern La. (ULL)	W	10-4
2/14 at Rice	L	6-11	3/20 *Southwest Texas	W	11-9	5/6 *Nicholls State	W	6-5
2/15 at Houston	W	12-4	3/22 Rice	W	4-3	5/6 *Nicholls State	W	7-1
2/19 at Baylor	L	0-6	3/23 Lamar	L	3-5	5/7 *Nicholls State	W	8-2
			3/26 *at Northwestern State	L	8-9			
			3/26 *at Northwestern State	L	2-1			

ALL-TIME RESULTS

3/4 *at UT-San Antonio	W	5-3	4/7 *at Northwestern State	L	3-4 (8)	2003	
3/5 *at UT-San Antonio	L	3-11	4/7 *at Northwestern State	W	3-1	Overall: 31-30, SLC 12-15	
3/8 Tulane	L	8-9	4/8 *at Northwestern State	L	2-3	Head Coach: Todd Butler	
3/9 *Southwest Texas	W	14-6	4/10 at Arkansas-Little Rock	W	7-2	SLC TOURNAMENT CHAMPIONS	
3/11 *Southwest Texas	W	7-1	4/11 at Arkansas-Little Rock	L	4-8	1/31 Delaware State	W 7-1
3/12 *Southwest Texas	L	8-11 (10)	4/13 *UT-San Antonio	W	4-3	2/1 Delaware State	W 23-10
3/15 Texas Southern	W	11-5	4/14 *UT-San Antonio	L	2-3	2/2 Delaware State	W 19-13
3/18 *UT-Arlington	W	11-1	4/14 *UT-San Antonio	W	9-8	2/8 Grambling	W 3-0
3/18 *UT-Arlington	W	14-0	4/21 *Lamar	L	5-20	2/11 Southern (LA)	L 4-9
3/19 *UT-Arlington	W	8-4	4/21 *Lamar	L	13-14 (10)	2/14 at Southern Miss	W 4-2
3/21 Louisiana Tech	W	4-1	4/22 *Lamar	L	5-8	2/15 at Southern Miss	L 6-7
3/25 *at Sam Houston State	W	11-4	4/24 at New Orleans	L	2-10	2/16 at Southern Miss	L 7-8
3/25 *at Sam Houston State	L	0-7	4/27 *at Southwest Texas	L	3-13	2/18 Louisiana Tech	W 11-1
3/26 *at Sam Houston State	W	6-3	4/28 *at Southwest Texas	L	6-18	2/22 Arkansas State	W 16-4
3/28 at Louisiana Tech	W	7-0	4/29 *at Southwest Texas	L	3-13	2/22 Arkansas State	W 8-7
3/29 Louisiana College	W	17-3	5/4 *Nicholls State	W	14-7	2/23 Arkansas State	L 3-9
3/31 *Northwestern State	W	11-3	5/6 *Nicholls State	W	6-5 (10)	2/28 #Georgia	L 5-8
4/1 *Northwestern State	W	16-1	5/6 *Nicholls State	W	9-8	3/1 #Oral Roberts	L 2-4
4/2 *Northwestern State	W	6-4	5/8 Louisiana-Lafayette	W	14-4	3/2 #South Alabama	W 8-3
4/4 at Texas	L	2-4	% - Lake Area Classic			3/4 at Ole Miss	W 9-8
4/7 *at Louisiana-Monroe	L	5-6	2002			3/5 at Ole Miss	W 4-3
4/8 *at Louisiana-Monroe	W	8-6	Overall: 30-28, SLC 15-12			3/7 %Wichita State	W 4-3
4/9 *at Louisiana-Monroe	L	9-11	Head Coach: Todd Butler			3/8 %Ohio State	W 5-3
4/11 at Rice	L	1-4	2/8 at Arkansas State	L	2-13	3/9 %at Louisiana-Lafayette	W 4-3
4/14 *Southeastern La.	L	4-5	2/9 at Arkansas State	W	3-1	3/14 *UT-San Antonio	W 6-5
4/15 *Southeastern La.	W	4-3	2/10 at Arkansas State	L	6-7	3/15 *UT-San Antonio	L 2-5
4/16 *Southeastern La.	W	8-7	2/12 at Troy State	L	4-7	3/16 *UT-San Antonio	W 13-2
4/18 at Oklahoma	L	5-15	2/13 at Troy State	W	18-17 (10)	3/18 Louisiana-Lafayette	W 8-7
4/19 at Oklahoma	L	9-12	2/15 UT-Pan American	W	11-4	3/21 *at Southwest Texas	L 1-2
4/21 *at Nicholls State	W	12-5	2/16 UT-Pan American	W	8-4	3/22 *at Southwest Texas	W 3-1
4/22 *at Nicholls State	W	10-0	2/17 UT-Pan American	W	9-8 (10)	3/23 *at Southwest Texas	L 3-4
4/23 *at Nicholls State	L	4-5	2/22 %Nebraska	L	4-9	3/28 *Louisiana-Monroe	L 4-8
4/25 Louisiana-Lafayette	W	6-5	2/23 %Southern Miss	W	9-7	3/29 *Louisiana-Monroe	L 4-6
4/29 *at Lamar	W	4-2 (8)	2/24 %Louisiana-Monroe	W	10-2	3/30 *Louisiana-Monroe	W 2-1
4/29 *at Lamar	W	8-0	3/8 at Arkansas	L	2-5	4/4 *at UT-Arlington	L 2-6
4/30 *at Lamar	W	7-2	3/9 at Arkansas	W	14-9	4/5 *at UT-Arlington	L 3-10
5/2 LSU	W	4-3 (11)	3/10 at Arkansas	W	4-1	4/6 *at UT-Arlington	L 3-6
Southland Conference Tournament (Monroe, La.)			3/12 at Houston	L	6-7	4/9 at Southern (LA)	L 1-6
5/17 Northwestern State	L	4-6	3/15 *at Nicholls State	L	4-7	4/11 *Nicholls State	L 8-12
5/18 Sam Houston State	L	3-4 (11)	3/16 *at Nicholls State	L	3-4	4/12 *Nicholls State	W 4-2
NCAA Regional (Lafayette, La.)			3/17 *at Nicholls State	W	17-4	4/13 *Nicholls State	W 11-2
5/26 Louisiana-Lafayette	L	5-11	3/19 at Texas	L	0-14	4/15 at Nebraska	L 1-11
5/27 Marist	L	5-6	3/20 at Baylor	L	4-9	4/16 at Nebraska	L 5-8
% - Lake Area Classic			3/22 *Southwest Texas	W	6-1	4/18 *at Northwestern State	L 2-7
# - Rice Tournament			3/23 *Southwest Texas	W	11-10	4/19 *at Northwestern State	L 3-4
2001			3/24 *Southwest Texas	W	9-8	4/20 *at Northwestern State	L 2-4
Overall: 29-25, SLC 12-15			3/26 Arkansas-Little Rock	W	5-1	4/25 *at Southeastern La.	W 3-1
Head Coach: Todd Butler			3/27 Arkansas-Little Rock	W	16-9	4/26 *at Southeastern La.	W 10-3
2/6 Texas Southern	W	7-2	3/29 *Northwestern State	W	6-5	4/27 *at Southeastern La.	L 6-7
2/9 at UT-Pan American	W	4-2 (10)	3/30 *Northwestern State	W	7-5	4/30 at Louisiana Tech	L 8-9
2/10 at UT-Pan American	W	9-0	3/31 *Northwestern State	L	6-10	5/3 at Samford	L 2-4
2/11 at UT-Pan American	L	4-5	4/2 Texas Southern	W	7-4	5/3 at Samford	L 1-3
2/13 Prairie View A&M	W	12-0	4/3 at Louisiana-Lafayette	L	9-12	5/9 *Lamar	L 2-9
2/13 Prairie View A&M	W	12-2	4/5 *at Lamar	L	2-3	5/10 *Lamar	W 7-5
2/14 New Orleans	W	9-3	4/6 *at Lamar	L	2-8	5/11 *Lamar	L 2-14
2/17 at New Mexico State	L	5-7	4/7 *at Lamar	W	5-1	5/16 *Sam Houston State	W 5-1
2/17 at New Mexico State	L	3-22	4/9 Louisiana-Lafayette	L	3-6	5/17 *Sam Houston State	W 11-10
2/18 at New Mexico State	L	9-10	4/12 *Southeastern La.	L	6-8 (10)	5/18 *Sam Houston State	W 10-9
2/20 at LSU	L		4/13 *Southeastern La.	W	10-3	Southland Conference Tournament (Monroe, La.)	
3-7			4/14 *Southeastern La.	W	7-6 (10)	5/21 Lamar	W 6-4
2/23 %Northwestern	W	12-2	4/20 *at UT-San Antonio	W	9-4	5/22 Northwestern State	W 6-1
2/24 %Eastern Michigan	W	5-1	4/20 *at UT-San Antonio	L	13-17	5/23 UT-Arlington	W 12-3
2/25 %Southwest Missouri	W	10-4	4/21 *at UT-San Antonio	W	9-7	5/24 UT-Arlington	L 7-12
2/27 at Texas	W		4/26 *UT-Arlington	W	11-4	5/24 UT-Arlington	W 14-0
11-4			4/27 *UT-Arlington	L	3-7	NCAA Regional (Houston, Texas)	
3/4 *at Southeastern La.	L	1-8	4/28 *UT-Arlington	W	5-3	5/30 at Rice	L 2-3
3/4 *at Southeastern La.	W	11-3	4/30 at Oklahoma	L	2-7	5/31 Ole Miss	L 1-7
3/5 *at Southeastern La.	W	9-3	5/1 at Oklahoma	L	2-4	# - Lake Area Classic	
3/6 at Louisiana-Lafayette	L	3-14	5/3 Samford	W	9-2	% - Mardi Gras Ball Baseball Classic	
3/9 Michigan	W	7-1	5/4 Samford	W	8-7	2004	
3/10 Michigan	L	1-3	5/5 Samford	L	10-14	Overall: 24-29, SLC 11-16	
3/11 Michigan	L	4-6 (11)	5/10 *at Louisiana-Monroe	L	3-6	Head Coach: Chad Clement	
3/13 at Texas Southern	W	9-5	5/11 *at Louisiana-Monroe	L	4-6	2/6 at Louisiana Tech	L 7-9
3/16 *at UT-Arlington	L	5-6	5/12 *at Louisiana-Monroe	W	6-3	2/7 at Louisiana Tech	W 18-4
3/16 *at UT-Arlington	L	9-10 (10)	5/14 at Ole Miss	L	2-3	2/8 at Louisiana Tech	L 3-9
3/17 *at UT-Arlington	L	8-14	5/16 *at Sam Houston State	W	14-3	2/14 Lehigh	L 8-11
3/20 Troy State	W		5/18 *at Sam Houston State	L	4-5 (10)	2/14 Lehigh	L 1-6
8-7			5/18 *at Sam Houston State	L	11-14	2/15 Lehigh	L 0-3
3/21 Troy State	W		Southland Conference Tournament (Beaumont, Texas)			2/20 Marist	W 6-0
18-6			5/22 Louisiana-Monroe	W	7-6 (10)	2/21 Marist	W 2-0
3/24 *Sam Houston State	W	20-0	5/23 Lamar	L	3-4	2/22 Marist	W 9-3
3/24 *Sam Houston State	L	0-11	5/24 Northwestern State	L	2-9	2/24 at Arkansas	L 1-7
3/25 *Sam Houston State	W	5-2	% - Bank One Lake Area Classic			2/25 at Arkansas	L 2-7
3/30 *Louisiana-Monroe	W	2-1				2/27 Northern Iowa	W 4-2
3/31 *Louisiana-Monroe	L	4-6				2/28 Northern Iowa	W 5-4
4/1 *Louisiana-Monroe	W	9-3				2/29 Northern Iowa	L 3-6
4/3 LSU-Shreveport	W	5-4				3/3 Grambling	W 17-0

ALL-TIME RESULTS

3/6 %Oklahoma State	L	6-7	4/30 *Louisiana-Monroe	L	2-5	3/6 #28 Tulane	L	3-8
3/6 %Indiana State	W	6-2	5/1 *Louisiana-Monroe	W	2-1	3/8 St. John's	W	11-4
3/7 %Southern Miss	L	5-6(10)	5/13 *at Texas State	W	7-3	3/9 St. John's	L	5-11
3/12 !Ohio State	L	1-8	5/14 *at Texas State	L	1-5	3/10 St. John's	L	1-5
3/13 !Winthrop	W	7-1	5/15 *at Texas State	W	7-5	3/13 at LSU	L	3-6
3/14 !South Alabama	W	9-7	5/19 *UT-San Antonio	W	6-1	3/16 *UT-San Antonio	L	1-3
3/19 *at Nicholls State	W	2-0	5/20 *UT-San Antonio	L	0-4	3/17 *UT-San Antonio	L	9-12
3/20 *at Nicholls State	W	4-2	5/21 *UT-San Antonio	W	9-8	3/18 *UT-San Antonio	L	2-16
3/21 *at Nicholls State	W	12-10	% - Southern Miss Invitational			3/20 at Louisiana-Lafayette	L	5-9
3/23 at Grambling	W	10-5	2006			3/21 Louisiana-Lafayette	L	5-9
3/26 *Texas State	L	0-10	Overall: 35-20, SLC 22-8			3/23 *at Nicholls State	W	7-5
3/27 *Texas State	L	4-17	Head Coach: Chad Clement			3/24 *at Nicholls State	W	2-1
3/28 *Texas State	L	2-7	SLC Champions			3/25 *at Nicholls State	W	11-2
4/2 *Northwestern State	L	5-11	2/3 at Louisiana Tech	W	6-4	3/27 Louisiana-Monroe	W	11-7
4/3 *Northwestern State	W	10-4	2/4 at Louisiana Tech	W	10-5	3/30 *Northwestern State	W	4-0
4/4 *Northwestern State	L	1-8	2/5 at Louisiana Tech	L	3-5	4/1 *Northwestern State	W	5-4
4/7 New Orleans	W	12-5	2/7 at #4 Rice	L	2-6	4/5 *at Southeastern La.	L	3-15
4/9 *at Lamar	L	3-7	2/14 at #10 Tulane	L	3-5	4/6 *at Southeastern La.	W	2-1
4/10 *at Lamar	L	2-7	2/17 Southeast Missouri	L	1-8	4/7 *at Southeastern La.	W	8-3
4/10 *at Lamar	L	3-9	2/18 Southeast Missouri	W	7-6	4/14 *at UT-Arlington	W	10-3
4/13 Louisiana-Lafayette	W	4-3	2/19 Southeast Missouri	W	10-0	4/14 *at UT-Arlington	W	3-1
4/16 *Southeastern La.	W	5-4	2/24 Siena College	W	3-0	4/15 *at UT-Arlington	L	3-4
4/17 *Southeastern La.	L	4-5	2/25 Siena College	W	6-4	4/20 *Sam Houston State	L	1-10
4/18 *Southeastern La.	L	9-10	2/26 Siena College	W	5-1	4/21 *Sam Houston State	L	7-10
4/23 *at UT-San Antonio	L	6-11	3/1 at Louisiana-Lafayette	L	2-3	4/22 *Sam Houston State	L	5-7
4/24 *at UT-San Antonio	W	6-3	3/8 Dallas Baptist	W	4-3	4/27 *at A&M-Corpus Christi	W	4-3
4/25 *at UT-San Antonio	W	7-4	3/8 Dallas Baptist	L	8-11	4/28 *at A&M-Corpus Christi	W	15-8
4/27 at Louisiana-Lafayette	L	6-15	3/10 *at Sam Houston State	L	3-7	4/29 *at A&M-Corpus Christi	W	10-4
4/30 *UT-Arlington	W	2-1	3/11 *at Sam Houston State	L	4-7	5/1 Houston	L	4-5
5/2 *UT-Arlington	W	9-5	3/12 *at Sam Houston State	W	8-5	5/4 *Central Arkansas	W	11-2
5/2 *UT-Arlington	W	7-3	3/15 Louisiana-Lafayette	W	5-4	5/5 *Central Arkansas	W	6-1
5/5 at Rice	L	0-4	3/17 Prairie View A&M	W	21-7	5/6 *Central Arkansas	W	7-4
5/14 *at Louisiana-Monroe	L	4-9	3/18 Prairie View A&M	W	12-3	5/11 *at Texas State	L	1-2
5/15 *at Louisiana-Monroe	L	3-5	3/18 Prairie View A&M	W	5-0	5/12 *at Texas State	W	10-7
5/15 *at Louisiana-Monroe	L	6-7	3/24 *Texas State	W	2-1	5/13 *at Texas State	L	5-18
5/20 *at Sam Houston State	L	6-7	3/25 *Texas State	L	4-5	5/15 at #9 Texas A&M	L	6-11
5/21 *at Sam Houston State	L	8-11	3/26 *Texas State	W	5-4	5/17 *at Lamar	L	2-4
5/22 *at Sam Houston State	W	17-7	3/31 *at UT-San Antonio	L	3-4(12)	5/18 *at Lamar	L	2-9
% - Cox Communication/ESPN Lake Area Classic			4/1 *at UT-San Antonio	L	7-8(12)	5/19 *at Lamar	W	7-4
! - South Alabama Tournament			4/2 *at UT-San Antonio	W	15-9	5/23 at Lamar	L	2-12
2005			4/4 at Houston	L	8-12	Southland Conference Tournament		
Overall: 23-31, SLC 12-15			4/7 *Stephen F. Austin	W	14-13	(Natchitoches, La.)		
Head Coach: Chad Clement			4/8 *Stephen F. Austin	W	4-2	5/24 vs. Stephen F. Austin	L	3-11
2/4 Louisiana Tech	L	1-3	4/9 *Stephen F. Austin	W	8-3	% - at Edinburg, TX		
2/5 Louisiana Tech	L	4-8	4/11 Houston	L	1-11	2008		
2/6 Louisiana Tech	L	1-9	4/14 *UT-Arlington	W	10-3	Overall: 13-42, SLC 7-23		
2/11 Troy State	L	3-9(10)	4/15 *UT-Arlington	L	5-19	Head Coach: Terry Burrows		
2/12 Troy State	W	13-5	4/15 *UT-Arlington	W	10-0	2/22 at Louisiana Tech	L	5-14
2/12 Troy State	W	12-7	4/18 at Louisiana-Lafayette	L	4-8	2/23 at Louisiana Tech	L	1-13
2/15 at Tulane	L	0-3	4/21 *at Nicholls State	W	11-2	2/24 at Louisiana Tech	L	0-17
2/18 Prairie View A&M	W	9-2	4/22 *at Nicholls State	L	3-4	2/26 at Texas A&M	L	3-8
2/19 Prairie View A&M	W	9-2	4/23 *at Nicholls State	W	7-2	2/27 at Texas A&M	L	4-8
2/19 Prairie View A&M	W	14-3	4/26 at Baylor	W	7-0	2/29 Houston Baptist	W	13-8
2/25 %Southwest Missouri	L	1-6	4/28 *at Louisiana-Monroe	W	7-5	3/1 Houston Baptist	L	4-10
2/26 %Mercer	L	9-13	4/30 *at Louisiana-Monroe	W	9-7(10)	3/2 Houston Baptist	L	4-7
2/26 %Southern Miss	W	3-2	4/30 *at Louisiana-Monroe	W	12-6	3/4 at Lamar	L	0-4
3/4 at Alabama	L	0-4	5/2 at Tulane	L	8-11	3/5 Lamar	L	3-6
3/5 at Alabama	L	2-3	5/6 *Southeastern La.	W	6-2	3/7 %UT-Arlington	L	1-26
3/6 at Alabama	L	1-23	5/7 *Southeastern La.	W	5-4(13)	3/8 %Dallas Baptist	L	8-10
3/9 at #19 UL-Lafayette	W	4-3	5/7 *Southeastern La.	W	9-1	3/9 %#24 Oral Roberts	W	8-4
3/11 at New Orleans	W	21-3	5/12 *Northwestern State	W	12-1	3/13 at Texas Southern	W	15-7
3/12 at New Orleans	W	14-9	5/13 *Northwestern State	W	3-2	3/14 *at UT-San Antonio	L	3-13
3/13 at New Orleans	L	2-11	5/14 *Northwestern State	W	9-6	3/15 *at UT-San Antonio	L	4-15
3/15 at Wichita State	L	4-13	5/18 *at Lamar	W	7-5	3/16 *at UT-San Antonio	L	1-4
3/16 at Wichita State	L	5-7	5/19 *at Lamar	W	14-3	3/20 *Nicholls State	W	6-3
3/18 *Sam Houston State	L	2-3	5/20 *at Lamar	L	3-16	3/21 *Nicholls State	W	4-1
3/19 *Sam Houston State	W	10-8	Southland Conference Tournament			3/22 *Nicholls State	W	8-5
3/20 *Sam Houston State	L	2-4	(Beaumont, Texas)			3/25 Houston	L	1-11
3/25 *Lamar	L	4-6	5/24 vs. Northwestern State	L	1-9	3/26 Grambling	W	14-2
3/26 *Lamar	L	4-7	5/25 vs. UT-Arlington	L	1-5	3/28 *Southeastern La.	L	2-4
3/27 *Lamar	L	10-11(10)	2007			3/29 *Southeastern La.	W	11-10
3/29 Loyola (NO)	W	16-1	Overall: 21-35, SLC 17-12			3/30 *Southeastern La.	L	11-17
3/29 Loyola (NO)	W	4-0	Head Coach: Chad Clement/Chris Fackler			4/1 at Tulane	L	3-10
4/1 *at Southeastern La.	L	1-10	2/9 %Cal State-Northridge	L	3-4(11)	4/2 Louisiana-Monroe	L	6-9
4/2 *at Southeastern La.	L	6-11	2/10 %Oklahoma State	L	0-7	4/5 *at Northwestern State	W	5-3
4/3 *at Southeastern La.	W	9-5(10)	2/11 %UT-Pan American	L	7-9	4/6 *at Northwestern State	L	4-5
4/5 at Dallas Baptist	W	8-9	2/13 at #28 Texas A&M	L	2-5	4/6 *at Northwestern State	L	2-9
4/6 at Dallas Baptist	L	8-16	2/16 at Louisiana Tech	L	2-8	4/8 Texas Southern	W	9-5
4/8 *at Northwestern State	L	4-8	2/17 at Louisiana Tech	L	13-15	4/9 Louisiana-Lafayette	L	8-14
4/9 *at Northwestern State	L	3-12	2/18 at Louisiana Tech	L	5-14	4/11 *UT-Arlington	L	2-7
4/10 *at Northwestern State	L	0-11	2/20 at Houston	L	4-12	4/12 *UT-Arlington	L	8-10
4/15 *Nicholls State	W	5-3	2/23 LeMoynes	L	2-3	4/13 *UT-Arlington	L	12-13
4/16 *Nicholls State	L	4-7	2/24 LeMoynes	W	10-4	4/16 at Louisiana-Monroe	L	9-21
4/17 *Nicholls State	W	7-3	2/25 LeMoynes	W	8-5	4/18 *at Sam Houston State	L	1-2
4/22 *at UT-Arlington	W	17-5	2/27 at Louisiana-Monroe	L	6-8	4/19 *at Sam Houston State	L	2-10
4/23 *at UT-Arlington	W	3-2	3/2 at #16 Alabama	L	4-6	4/20 *at Sam Houston State	L	1-11
4/24 *at UT-Arlington	L	0-5	3/3 at #16 Alabama	L	1-9	4/22 at Houston	L	4-7
4/27 Louisiana-Lafayette	L	2-6	3/4 at #16 Alabama	L	3-4	4/23 at LSU	L	0-6
4/29 *Louisiana-Monroe	W	6-4				4/25 *A&M-Corpus Christi	L	2-3

ALL-TIME RESULTS

4/26 *A&M-Corpus Christi	L	1-7	3/23 Arkansas	L	2-3	4/27 Louisiana-Monroe	L	3-5
4/26 *A&M-Corpus Christi	W	10-5	3/24 Arkansas	L	6-7	4/29 *at Texas State	L	2-5
4/30 at Grambling	W	10-9	3/26 *A&M-Corpus Christi	W	11-10(10)	4/30 *at Texas State	W	6-2
5/2 *at Central Arkansas	L	2-10	3/27 *A&M-Corpus Christi	W	13-12	5/1 *at Texas State	L	7-14
5/3 *at Central Arkansas	W	11-9	3/28 *A&M-Corpus Christi	W	12-2	5/4 New Orleans	W	8-1
5/4 *at Central Arkansas	L	1-18	3/30 Louisiana-Monroe	W	13-1	5/6 *Lamar	L	3-5
5/7 at Louisiana-Lafayette	L	4-5	4/1 *at Central Arkansas	W	12-8	5/7 *Lamar	W	12-4
5/9 *Texas State	L	2-8	4/2 *at Central Arkansas	W	12-5	5/8 *Lamar	W	4-2
5/10 *Texas State	L	4-26	4/3 *at Central Arkansas	W	7-6	5/13 *Texas-San Antonio	W	5-1
5/11 *Texas State	L	1-3	4/6 at Texas Southern	W	15-3	5/14 *Texas-San Antonio	W	9-3
5/15 *Lamar	L	4-5	4/7 Prairie View A&M	W	13-4	5/15 *Texas-San Antonio	L	3-12
5/16 *at Lamar	L	10-11	4/9 *at Sam Houston State	W	14-1	5/19 *at Nicholls State	L	2-7
5/17 *at Lamar	L	1-2	4/10 *at Sam Houston State	L	1-7	5/20 *at Nicholls State	L	3-8
% UT-Arlington Invitational			4/11 *at Sam Houston State	L	3-6	5/20 *at Nicholls State	L	3-4
2009			4/14 Texas Southern	W	12-2	2012		
Overall: 21-30, SLC 10-22			4/16 *UT-Arlington	W	9-4	Overall: 24-30, SLC 17-16		
Head Coach: Terry Burrows			4/17 *UT-Arlington	L	3-13	Head Coach: Terry Burrows		
2/20 Houston Baptist	W	9-6	4/18 *UT-Arlington	L	3-9	2/17 at Houston Baptist	W	8-7
2/21 Houston Baptist	W	15-2	4/20 at Louisiana-Lafayette	L	2-5	2/19 at Houston Baptist	L	3-4
2/22 Houston Baptist	W	6-2	4/23 *at Stephen F. Austin	L	1-2(12)	2/22 at #7 LSU	L	4-11
2/24 Arkansas-Little Rock	W	15-7	4/24 *at Stephen F. Austin	L	6-10	2/24 at Louisiana Tech	L	2-13
2/25 Arkansas-Little Rock	L	9-10	4/25 *at Stephen F. Austin	W	15-7	2/25 at Louisiana Tech	L	4-5
2/28 Louisiana Tech	W	10-5	4/28 at New Orleans	W	14-13	2/26 at Louisiana Tech	W	4-3
2/28 Louisiana Tech	W	16-6	4/30 *at Lamar	W	7-3	2/28 Prairie View A&M	L	7-8(10)
3/1 Louisiana Tech	W	8-5	5/1 *at Lamar	W	6-3	2/29 #13 LSU	L	10-19
3/6 *Northwestern State	L	6-8	5/1 *at Lamar	W	5-3	3/2 Southeastern La.	L	1-9
3/7 *Northwestern State	L	9-10	5/5 at Louisiana-Monroe	W	16-8	3/3 Central Michigan	W	3-2
3/8 *Northwestern State	W	15-14	5/7 *Texas State	L	1-13	3/4 Central Michigan	L	4-7
3/10 at Tulane	L	7-15	5/8 *Texas State	W	5-2	3/7 Louisiana-Lafayette	L	8-14
3/11 Louisiana-Monroe	W	11-10(10)	5/9 *Texas State	L	3-6	3/10 *at Northwestern State	L	0-8
3/13 *at Southeastern La.	L	6-9	5/15 *at UT-San Antonio	L	10-11	3/10 *at Northwestern State	W	4-1
3/14 *at Southeastern La.	L	3-13(8)	5/15 *at UT-San Antonio	L	10-11(10)	3/11 *at Northwestern State	L	3-5
3/15 *at Southeastern La.	L	5-7	5/16 *at UT-San Antonio	L	6-7	3/16 *Central Arkansas	W	7-5
3/17 Louisiana-Lafayette	L	2-10	5/18 Louisiana-Lafayette	W	5-4	3/17 *Central Arkansas	W	6-2
3/18 at #5 LSU	L	3-6	5/20 *at Nicholls State	L	3-15(8)	3/18 *Central Arkansas	W	6-5
3/20 *at A&M-Corpus Christi	W	14-4	5/21 *at Nicholls State	W	14-13	3/23 *Nicholls State	L	0-1
3/21 *at A&M-Corpus Christi	L	4-6	5/22 *at Nicholls State	L	7-10	3/24 *Nicholls State	W	2-0
3/22 *at A&M-Corpus Christi	W	17-7	% - Lamar Tournament			3/25 *Nicholls State	W	8-7
3/28 *Central Arkansas	W	10-5	Southland Conference Tournament			3/27 at Texas Southern	W	8-3
3/28 *Central Arkansas	L	7-11	(Corpus Christi, Texas)			3/30 *at Texas State	L	1-9
3/29 *Central Arkansas	W	12-11(11)	5/26 vs. Southeastern La.	W	8-7	3/31 *at Texas State	L	1-10
4/3 *Sam Houston State	L	5-7(10)	5/27 vs. Lamar	L	7-10	4/1 *at Texas State	W	5-3
4/4 *Sam Houston State	L	7-12	5/28 vs. Southeastern La.	W	5-4	4/3 at Houston	L	1-4
4/5 *Sam Houston State	L	11-13(13)	5/28 vs. Lamar	L	3-9	4/5 *UT-San Antonio	W	3-2(15)
4/8 Texas Southern	W	10-9	2011			4/6 *UT-San Antonio	L	3-4
4/9 *at UT-Arlington	L	7-8(10)	Overall: 26-30, SLC 14-19			4/7 *UT-San Antonio	L	0-3
4/10 *at UT-Arlington	L	8-18	Head Coach: Terry Burrows			4/10 at New Orleans	W	7-2
4/11 *at UT-Arlington	W	2-1(10)	2/18 Rhode Island	L	2-5	4/13 *at Stephen F. Austin	L	0-7
4/14 at Lamar	W	10-7	2/19 Rhode Island	L	2-9(10)	4/14 *at Stephen F. Austin	W	4-1
4/15 Lamar	W	10-9	2/20 Rhode Island	W	11-5	4/14 *at Stephen F. Austin	W	4-1
4/17 *Stephen F. Austin	L	1-6	2/22 Grambling	W	14-1	4/17 New Orleans	W	7-0
4/19 *Stephen F. Austin	W	14-6	2/23 at Southern	L	1-8	4/21 *Sam Houston State	L	2-5
4/19 *Stephen F. Austin	W	8-7	2/25 Louisiana Tech	W	7-6	4/21 *Sam Houston State	L	0-4
4/21 at Louisiana-Monroe	L	2-8	2/26 Louisiana Tech	L	6-7(11)	4/22 *Sam Houston State	W	5-1
4/24 *at Texas State	L	4-9	2/27 Louisiana Tech	L	10-11	4/25 at Louisiana-Lafayette	L	4-5
4/25 *at Texas State	L	6-16	3/1 at Arkansas	W	8-6	4/27 *at Lamar	L	1-4
4/26 *at Texas State	L	2-15	3/2 at Arkansas	L	3-8	4/28 *at Lamar	W	5-4
4/28 at Louisiana-Lafayette	L	1-4	3/4 Houston Baptist	W	11-2	4/29 *at Lamar	L	0-6
4/29 Houston	L	3-6	3/6 Houston Baptist	W	4-3	5/1 Louisiana-Monroe	L	6-8
5/1 *at Lamar	L	2-3	3/6 Houston Baptist	W	4-3	5/4 *at A&M-Corpus Christi	W	7-3
5/2 *Lamar	W	8-4	3/8 at Houston	W	10-2	5/5 *at A&M-Corpus Christi	L	3-6
5/3 *Lamar	L	5-13	3/11 *Northwestern State	W	3-2	5/6 *at A&M-Corpus Christi	L	2-11
5/5 at Houston	L	2-12	3/12 *Northwestern State	L	3-7	5/11 *UT-Arlington	W	4-2
5/8 *UT-San Antonio	L	10-15	3/13 *Northwestern State	W	6-5	5/13 *UT-Arlington	W	2-1(10)
5/9 *UT-San Antonio	L	6-20	3/16 Houston	L	11-14	5/13 *UT-Arlington	W	2-1
5/10 *UT-San Antonio	L	11-13	3/18 *at Southeastern La.	W	8-4	5/15 at Louisiana-Monroe	W	3-2
5/15 *at Nicholls State	W	18-7	3/19 *at Southeastern La.	W	9-4	5/17 *at Southeastern La.	W	8-6
5/16 *at Nicholls State	L	1-3	3/20 *at Southeastern La.	L	4-8	5/18 *at Southeastern La.	L	2-12
2010			3/23 Southern	W	10-8	5/19 *at Southeastern La.	L	5-9
Overall: 31-27, SLC 16-17			3/25 *at A&M-Corpus Christi	L	8-10	Southland Conference Tournament		
Head Coach: Terry Burrows			3/26 *at A&M-Corpus Christi	L	2-6	(San Marcos, Texas)		
2/19 Valparaiso	W	7-6	3/27 *at A&M-Corpus Christi	L	3-4	5/23 vs. UT-Arlington	L	2-6
2/20 Valparaiso	W	8-2	3/30 at #16 LSU	L	0-6	5/24 vs. Sam Houston State	L	1-7
2/21 Valparaiso	W	12-0	4/1 *Central Arkansas	W	10-8	2013		
2/24 at #1 LSU	L	1-2	4/2 *Central Arkansas	L	2-4	Overall: 23-31, SLC 10-17		
2/27 at Louisiana Tech	W	19-12	4/3 *Central Arkansas	W	9-6	Head Coach: Terry Burrows		
2/27 at Louisiana Tech	L	7-8(10)	4/5 at Grambling	W	17-10	2/15 Towson	L	5-12
2/28 at Louisiana Tech	L	5-8	4/6 at Louisiana-Monroe	L	6-11	2/16 Towson	L	9-10(15)
3/4 %Dallas Baptist	L	1-2	4/8 *Sam Houston State	W	6-5	2/17 Towson	L	1-8
3/5 %Penn State	L	6-12	4/9 *Sam Houston State	L	1-6	2/22 Arkansas-Pine Bluff	W	2-1
3/6 %Lamar	W	12-9	4/10 *Sam Houston State	L	5-11	2/23 Arkansas-Pine Bluff	W	2-0
3/10 New Orleans	W	12-11	4/12 at Louisiana-Lafayette	L	3-12	2/24 Arkansas-Pine Bluff	W	3-2(10)
3/12 *at Northwestern State	L	2-9	4/15 *at UT-Arlington	L	3-8	2/27 LSU-Alexandria	W	5-4
3/13 *at Northwestern State	W	10-7	4/16 *at UT-Arlington	W	13-5	2/27 LSU-Alexandria	L	5-11
3/14 *at Northwestern State	L	6-16	4/17 *at UT-Arlington	L	2-4	3/1 Louisiana Tech	L	0-6
3/19 *Southeastern La.	L	5-6	4/19 Louisiana-Lafayette	L	3-12	3/2 Louisiana Tech	W	2-0
3/21 *Southeastern La.	L	2-9	4/21 *Stephen F. Austin	W	7-3	3/3 Louisiana Tech	W	6-5
3/21 *Southeastern La.	W	4-3(10)	4/22 *Stephen F. Austin	L	6-8	3/5 at Louisiana-Monroe	L	8-17
			4/23 *Stephen F. Austin	L	6-11			

ALL-TIME RESULTS

3/8 New Orleans	W	5-2	4/27 *Incarnate Word	W	9-8 (10)	2016	
3/9 New Orleans	W	10-8	4/29 Houston	L	2-8	Overall: 31-25, SLC 15-15	
3/9 New Orleans	L	7-8	4/30 Southern	W	16-12	Head Coach: Justin Hill	
3/15 at UT-Arlington	W	4-0	5/2 *at New Orleans	W	5-3	2/19 Southern Illinois	W 5-2
3/16 at UT-Arlington	W	10-5	5/3 *at New Orleans	W	10-8	2/20 Southern Illinois	L 1-2
3/17 at UT-Arlington	L	5-6	5/4 *at New Orleans	W	8-6	2/21 Southern Illinois	W 8-4
3/19 Harvard	W	10-0	5/9 *Southeastern La.	L	2-10 (11)	2/23 at #9 Houston	L 1-14
3/19 Harvard	W	11-0	5/10 *Southeastern La.	L	3-13 (7)	2/26 at UTSA	W 11-8
3/22 *at Lamar	W	9-6	5/11 *Southeastern La.	W	5-3	2/27 at UTSA	L 8-13
3/23 *at Lamar	L	0-1 (18)	5/15 *at Nicholls	L	0-6	2/28 at UTSA	L 5-11
3/24 *at Lamar	W	14-13	5/16 *at Nicholls	L	1-3	3/2 #16 Louisiana-Lafayette	W 7-2
3/28 *Northwestern State	W	11-5	5/17 *at Nicholls	L	2-5	3/4 Bradley	L 3-5
3/29 *Northwestern State	W	8-5	Southland Conference Tournament			3/5 Bradley	W 3-1
3/30 *Northwestern State	W	5-4	(Conway, Ark.)			3/6 Bradley	W 9-3
4/2 at Louisiana-Lafayette	L	5-8	5/21 Nicholls	W	4-2	3/11 *Houston Baptist	L 2-3
4/5 *at Sam Houston State	L	2-5	5/22 Central Arkansas	L	3-11	3/12 *Houston Baptist	W 12-6
4/6 *at Sam Houston State	L	2-5	5/23 Texas A&M-Corpus Christi	W	7-5	3/13 *Houston Baptist	L 5-7
4/7 *at Sam Houston State	L	2-12 (7)	5/23 Central Arkansas	L	6-8	3/15 Louisiana-Monroe	W 11-2
4/9 Louisiana-Monroe	W	6-2	2015			3/16 Louisiana-Monroe	L 4-12
4/12 *Stephen F. Austin	L	0-3	Overall: 32-25, SLC 18-12			3/18 *at Incarnate Word	W 4-0
4/13 *Stephen F. Austin	W	8-1	Head Coach: Justin Hill			3/19 *at Incarnate Word	W 1-0
4/14 *Stephen F. Austin	L	3-5	2/13 Arkansas-Pine Bluff	W	6-5	3/20 *at Incarnate Word	L 7-8
4/19 *at Nicholls	L	3-4	2/14 Arkansas-Pine Bluff	W	8-4	3/24 *Abilene Christian	W 10-6
4/20 *at Nicholls	L	2-9	2/15 Arkansas-Pine Bluff	W	7-1	3/25 *Abilene Christian	W 3-0
4/21 *at Nicholls	L	0-6	2/17 Louisiana Tech	W	4-2	3/26 *Abilene Christian	W 4-3
4/23 Louisiana-Lafayette	L	9-11	2/18 Louisiana Tech	L	2-12	4/1 *Northwestern State	W 2-1 (15)
4/26 *Central Arkansas	L	1-5	2/20 Bradley	L	0-5	4/2 *Northwestern State	L 1-7
4/27 *Central Arkansas	L	4-6 (11)	2/21 Bradley	L	0-1	4/3 *Northwestern State	L 7-8 (10)
4/28 *Central Arkansas	W	6-1	2/22 Bradley	L	0-5	4/5 #24 Houston	W 4-1
4/30 at #3 LSU	L	3-7	2/24 at Louisiana-Lafayette	W	5-4 (17)	4/8 *at New Orleans	W 6-1
5/3 *at A&M-Corpus Christi	L	0-4	2/27 UTSA	W	6-5 (10)	4/9 *at New Orleans	W 7-3
5/4 *at A&M-Corpus Christi	L	1-3	2/28 UTSA	W	4-2	4/10 *at New Orleans	W 13-3
5/5 *at A&M-Corpus Christi	L	1-9	2/28 UTSA	W	4-3	4/12 at #9 LSU	W 7-0
5/7 Houston	L	5-11	3/3 at Sam Houston State	W	5-2	4/13 Louisiana Tech	W 3-1
5/10 *at Oral Roberts	W	3-1	3/6 *at Houston Baptist	W	2-1	4/15 *at #25 Lamar	L 1-5
5/11 *at Oral Roberts	L	2-7	3/6 *at Houston Baptist	L	3-4	4/16 *at #25 Lamar	W 5-4
5/12 *at Oral Roberts	W	5-1	3/7 *at Houston Baptist	W	5-2	4/17 *at #25 Lamar	W 1-0
5/16 *Southeastern Louisiana	L	6-7	3/11 at #1 LSU	L	0-7	4/22 *Southeastern La.	L 7-8
5/17 *Southeastern Louisiana	W	3-1	3/13 *Incarnate Word	W	5-2	4/23 *Southeastern La.	L 0-4
5/18 *Southeastern Louisiana	L	4-6	3/14 *Incarnate Word	W	16-7	4/24 *Southeastern La.	W 7-6
Southland Conference Tournament			3/15 *Incarnate Word	W	12-1	4/26 at Louisiana Tech	L 7-9
(Sugar Land, Texas)			3/16 A&M-Corpus Christi	W	8-0	4/29 *at Nicholls	L 0-3
5/22 vs. Sam Houston State	L	3-8	3/20 *at Abilene Christian	L	0-5	4/30 *at Nicholls	L 5-6
5/23 vs. Lamar	L	3-10	3/21 *at Abilene Christian	W	5-4	4/30 *at Nicholls	L 1-2
2014			3/22 *at Abilene Christian	L	0-3	5/6 *at Stephen F. Austin	L 2-8
Overall: 30-28, SLC 17-10			3/24 Louisiana-Lafayette	L	5-6 (11)	5/7 *at Stephen F. Austin	L 2-11
Head Coach: Justin Hill			3/27 *at Northwestern State	L	4-6	5/8 *at Stephen F. Austin	L 6-12
2/14 #Chicago State	W	9-3	3/28 *at Northwestern State	W	6-4	5/11 at Baylor	W 12-7
2/15 #Missouri	W	3-2	3/29 *at Northwestern State	L	4-5 (12)	5/13 *Central Arkansas	L 4-5 (11)
2/16 #Southern Miss	W	7-1	3/31 Southern	L	4-5	5/14 *Central Arkansas	W 5-3
2/18 Sam Houston State	L	6-18	4/2 *New Orleans	W	7-3	5/15 *Central Arkansas	W 6-4
2/19 Louisiana College	W	11-2	4/3 *New Orleans	W	3-2 (13)	5/19 at Washington State	W 10-2
2/21 UT-Arlington	L	8-9 (19)	4/4 *New Orleans	W	8-6	5/20 at Washington State	W 8-2
2/22 UT-Arlington	W	6-5	4/7 at Louisiana-Monroe	L	3-7	5/20 at Washington State	W 6-2
2/25 at Houston	L	2-5	4/8 at Louisiana-Monroe	L	3-4	5/21 at Washington State	L 9-12
2/28 Valparaiso	L	5-6	4/11 *Lamar	W	2-0	Southland Conference Tournament	
3/1 Valparaiso	W	8-0	4/11 *Lamar	L	2-8	(Sugar Land, Texas)	
3/2 Valparaiso	W	15-8	4/12 *Lamar	W	6-2	5/25 Northwestern State	W 3-0
3/5 at Louisiana Tech	L	4-6 (11)	4/17 *at Southeastern La.	L	2-4 (10)	5/26 Southeastern La.	L 0-10
3/5 at Louisiana Tech	W	20-3 (7)	4/19 *at Southeastern La.	L	4-15	5/27 New Orleans	W 8-4 (13)
3/8 at Northwestern State	W	10-5	4/19 *at Southeastern La.	L	2-9	5/28 Southeastern La.	L 1-4
3/9 #Chicago State	L	3-6	4/21 Houston	L	4-5	4/23 *at Northwestern State	W 5-4
3/9 at Northwestern State	W	6-2	4/24 *Nicholls	W	9-1		
3/14 *at Stephen F. Austin	L	1-5	4/25 *Nicholls	L	1-13		
3/15 *at Stephen F. Austin	W	5-4 (13)	4/26 *Nicholls	W	5-4 (11)		
3/16 *at Stephen F. Austin	W	10-7	4/29 at Southern	W	13-5		
3/18 at Southern	L	3-4	5/1 *Stephen F. Austin	W	9-8		
3/21 *Oral Roberts	W	12-6	5/2 *Stephen F. Austin	W	6-3		
3/21 *Oral Roberts	L	0-2	5/3 *Stephen F. Austin	W	7-6 (11)		
3/22 *Oral Roberts	W	5-1	5/5 at Houston	L	2-9		
3/26 at Sam Houston State	L	1-3	5/8 Grambling	W	4-0		
3/28 *at Lamar	L	7-8 (11)	5/9 Grambling	W	4-2		
3/29 *at Lamar	W	8-7	5/9 Grambling	W	7-2		
3/30 *at Lamar	W	6-4	5/14 *at Central Arkansas	L	4-5		
4/2 at #10 LSU	L	3-10	5/15 *at Central Arkansas	L	2-4		
4/4 *Houston Baptist	W	3-2	5/16 *at Central Arkansas	W	7-1		
4/4 *Houston Baptist	W	6-5	Southland Conference Tournament				
4/5 *Houston Baptist	W	4-1	(Sugar Land, Texas)				
4/9 #1 Louisiana-Lafayette	L	8-14	5/20 Sam Houston State	L	1-5		
4/11 *Northwestern State	L	0-3	5/21 Southeastern La.	L	2-3 (12)		
4/12 *Northwestern State	W	11-10					
4/13 *Northwestern State	L	0-4					
4/15 at Tulane	L	2-3 (10)					
4/17 *at Central Arkansas	L	5-6 (10)					
4/18 *at Central Arkansas	L	3-11					
4/19 *at Central Arkansas	L	2-4					
4/22 at #2 Louisiana-Lafayette	L	0-8					
4/25 *Incarnate Word	W	6-2					
4/26 *Incarnate Word	W	6-5					

ALL-TIME RESULTS

2017			3/25 at Nicholls	W	5-4	5/5 Stephen F. Austin	W	5-1
Overall: 37-20, SLC 22-8 SLC Champions			3/27 Louisiana Tech	L	2-9	5/8 Prairie View A&M	W	4-1
Head Coach: Justin Hill			3/29 Southeastern La.	L	4-5	5/10 A&M-Corpus Christi	W	5-2
SLC Champions			3/30 Southeastern La.	W	5-2	5/12 A&M-Corpus Christi	L	0-2
2/17 %Stony Brook	W	18-2	3/31 Southeastern La.	L	1-9	5/12 A&M-Corpus Christi	W	8-4
2/18 %Rhode Island	W	5-4	4/2 at Texas	L	4-5	5/16 at Houston Baptist	L	2-6
2/19 %Missouri State	W	4-3	4/4 LSU-Alexandria	W	9-4	5/17 at Houston Baptist	W	16-6
2/21 at Louisiana-Monroe	W	32-4	4/6 Abilene Christian	W	3-2	5/18 at Houston Baptist	W	5-1
2/23 at Arizona	L	3-9	4/7 Abilene Christian	L	3-9	%- Lake Area Classic		
2/24 at Arizona	L	3-8	4/8 Abilene Christian	W	6-2	#- Mardi Gras Classic		
2/25 at Arizona	L	3-12	4/10 at Louisiana-Lafayette	L	10-12	Southland Conference Tournament		
2/26 at Arizona	L	5-12	4/13 at New Orleans	W	3-2	(Sugar Land, Texas)		
3/1 Louisiana-Monroe	W	14-5	4/14 at New Orleans	W	9-6	5/22 Incarnate Word	W	2-1
3/3 Prairie View A&M	W	16-7	4/15 at New Orleans	W	9-7	5/23 A&M-Corpus Christi	W	7-2
3/4 Prairie View A&M	W	12-9	4/17 Houston Baptist	W	11-8	5/24 Incarnate Word	W	5-3
3/4 Prairie View A&M	W	7-2	4/20 Northwestern State	W	2-1(13)	5/25 Central Arkansas	W	4-2
3/8 LSU	W	5-4	4/21 Northwestern State	L	4-9	NCAA Regional (Nashville, TN.)		
3/10 *at Central Arkansas	W	6-3 (11)	4/22 Northwestern State	W	4-3	5/31 Indiana State	L	5-6
3/11 *at Central Arkansas	W	5-3	4/24 at Louisiana-Monroe	W	7-3(11)	6/1 Ohio State	L	8-9(13)
3/12 *at Central Arkansas	W	5-3	4/27 Sam Houston State	L	3-4			
3/14 at Houston	L	5-6	4/28 Sam Houston State	L	4-9	2020		
3/17 *Stephen F. Austin	W	4-1	4/29 Sam Houston State	L	4-7	Overall: 10-7, SLC 0-0		
3/18 *Stephen F. Austin	W	8-4	5/1 at Houston Baptist	W	11-8	Head Coach: Justin Hill		
3/19 *Stephen F. Austin	W	11-1(7)	5/4 at A&M-Corpus Christi	L	4-9	2/14 Mississippi Valley State	W	9-0
3/21 at Tulane	L	2-10	5/5 at A&M-Corpus Christi	L	8-9	2/15 Mississippi Valley State	W	12-0
3/24 *Nicholls	W	9-2	5/6 at A&M-Corpus Christi	W	11-6	2/15 Mississippi Valley State	W	21-2
3/25 *Nicholls	W	12-3	5/9 at LSU	L	3-13(7)	2/16 Mississippi Valley State	W	16-1 (7)
3/26 *Nicholls	W	11-8	5/11 Prairie View A&M	W	12-7	2/18 Louisiana Tech	L	4-7
3/28 #18 Louisiana-Lafayette	L	1-3	5/12 Prairie View A&M	W	10-6	2/22 Arkansas-Little Rock\$	W	14-2 (7)
3/31 *at Southeastern La.	L	2-10	5/13 Prairie View A&M	W	12-0(7)	2/23 at Nicholls\$	L	5-6
4/1 *at Southeastern La.	W	4-1	5/15 Louisiana-Monroe	L	7-12	2/24 at Nicholls\$	L	3-4
4/1 *at Southeastern La.	L	4-5	5/17 at Lamar	L	5-1	2/26 Missouri	W	12-4
4/5 Louisiana Tech	W	5-3	5/18 at Lamar	L	2-6	2/28 Valparaiso&	W	4-2
4/7 *at Abilene Christian	W	7-4	5/19 at Lamar	L	4-6	2/29 Southern Miss&	L	0-10 (8)
4/8 *at Abilene Christian	W	18-5	Southland Conference Tournament			3/1 Southern Miss&	W	18-8 (7)
4/9 *at Abilene Christian	W	8-5	(Sugar Land, Texas)			3/1 Valparaiso&	W	8-3
4/11 Alcorn State	Cancelled		5/23 Northwestern State	L	1-2	3/6 ULM	L	2-8
4/13 *New Orleans	W	5-0	5/24 Nicholls	L	4-10	3/7 ULM	L	3-5
4/14 *New Orleans	W	5-3	2019			3/8 ULM	W	3-1
4/15 *New Orleans	W	9-7	Overall: 35-26, SLC 16-14			3/10 UL-Lafayette	L	0-7
4/18 at Louisiana Tech	L	7-8	Head Coach: Justin Hill			3/13 at Lamar	Cancelled	
4/21 *at Northwestern State	W	13-4	2/15 at Texas-San Antonio	W	16-5	3/14 at Lamar	Cancelled	
4/22 *at Northwestern State	L	4-7	2/16 at Texas-San Antonio	W	12-3	5/15 at Lamar	Cancelled	
4/28 *at Sam Houston State	L	9-10	2/17 at Texas-San Antonio	L	2-5	3/17 at Rice	Cancelled	
4/29 *at Sam Houston State	W	10-2	2/20 at Houston	W	13-5(14)	3/20 at UIW	Cancelled	
4/30 *at Sam Houston State	L	6-8	2/22 %Texas State	L	10-18	3/21 at UIW	Cancelled	
5/2 LSU-Alexandria	W	4-2	2/23 %Creighton	L	7-11	3/22 at UIW	Cancelled	
5/5 *A&M-Corpus Christi	W	6-4	2/24 %Texas State	L	3-5	3/27 Sam Houston State	Cancelled	
5/6 *A&M-Corpus Christi	L	4-10	2/24 %Creighton	Cancelled		3/28 Sam Houston State	Cancelled	
5/7 *A&M-Corpus Christi	L	4-5	2/26 Alcorn State	W	8-1	3/29 Sam Houston State	Cancelled	
5/10 at Louisiana-Lafayette	L	1-4	3/1 #Nicholls	W	7-6	3/31 at UL-Lafayette	Cancelled	
5/12 at Creighton	W	5-1	3/2 #Holy Cross	W	13-0	4/3 Central Arkansas	Cancelled	
5/13 at Creighton	W	5-3	3/3 #Nicholls	W	5-4(10)	4/4 Central Arkansas	Cancelled	
5/14 at Creighton	W	9-4	3/4 #Holy Cross	W	4-1	4/5 Central Arkansas	Cancelled	
5/16 Houston	L	4-5	3/6 Louisiana-Lafayette	L	10-16	4/7 Prairie View A&M	Cancelled	
5/18 *Lamar	W	10-2	3/8 at Louisiana-Monroe	W	13-12	4/9 at New Orleans	Cancelled	
5/19 *Lamar	L	1-4	3/9 at Louisiana-Monroe	L	5-10	4/10 at New Orleans	Cancelled	
5/20 *Lamar	W	16-6	3/10 at Louisiana-Monroe	W	10-2	4/11 at New Orleans	Cancelled	
Southland Conference Tournament			3/12 at Tulane	L	3-9	4/14 at LSU	Cancelled	
(Sugar Land, Texas)			3/15 Lamar	W	6-1	4/17 Northwestern State	Cancelled	
5/24 Lamar	W	7-5	3/16 Lamar	L	1-2(11)	4/18 Northwestern State	Cancelled	
5/25 Central Arkansas	L	3-5	3/17 Lamar	W	6-4	4/19 Northwestern State	Cancelled	
5/26 Houston Baptist	L	4-5	3/19 Houston	W	1-0	4/21 at Louisiana Tech	Cancelled	
%Lake Area Classic			3/22 Incarnate Word	L	1-4	4/24 Abilene Christian	Cancelled	
2018			3/23 Incarnate Word	L	5-6(10)	4/25 Abilene Christian	Cancelled	
Overall: 25-33, SLC 15-15			3/24 Incarnate Word	L	6-8	4/26 Abilene Christian	Cancelled	
Head Coach: Justin Hill			3/26 at #12 LSU	W	2-0	4/28 Alcorn	Cancelled	
2/16 Wichita State	L	7-10	3/29 at Sam Houston State	W	4-3	4/29 Alcorn	Cancelled	
2/17 Wichita State	L	2-11	3/30 at Sam Houston State	L	4-5	5/1 at A&M-Corpus Christi	Cancelled	
2/18 Wichita State	L	10-11	3/31 at Sam Houston State	L	3-6	5/2 at A&M-Corpus Christi	Cancelled	
2/20 at Louisiana Tech	L	1-5	4/3 at Louisiana Tech	L	4-10	5/3 at A&M-Corpus Christi	Cancelled	
2/23 at Texas State	L	1-12	4/5 at Central Arkansas	L	2-4	5/5 Southeastern	Cancelled	
2/24 at Texas State	L	3-4	4/5 at Central Arkansas	W	2-1	5/8 Houston Baptist	Cancelled	
2/25 at Texas State	W	1-0	4/6 at Central Arkansas	L	1-5	5/9 Houston Baptist	Cancelled	
2/28 Mississippi State	W	6-3	4/10 at Louisiana Tech	W	6-3	5/10 Houston Baptist	Cancelled	
3/2 Texas-San Antonio	L	0-1	4/12 New Orleans	W	2-1	5/12 at Texas	Cancelled	
3/3 Texas-San Antonio	L	2-5	4/12 New Orleans	L	0-2	5/14 at Stephen F. Austin	Cancelled	
3/4 Texas-San Antonio	L	3-14	4/13 New Orleans	W	16-4(7)	5/15 at Stephen F. Austin	Cancelled	
3/7 at Houston	L	9-13	4/16 Southeastern La.	L	3-12	5/16 at Stephen F. Austin	Cancelled	
3/9 Central Arkansas	L	1-6	4/19 at Northwestern State	W	7-4	Covid-19 Shortened Season		
3/10 Central Arkansas	W	6-5(11)	4/20 at Northwestern State	L	0-6	\$ Mardi Gras Tournament		
3/11 Central Arkansas	W	8-3	4/20 at Northwestern State	L	5-6	& Lake Area Classic		
3/13 Houston	W	7-6	4/24 Louisiana Tech	W	5-3			
3/16 at Stephen F. Austin	W	7-5	4/26 at Abilene Christian	L	3-9			
3/17 at Stephen F. Austin	W	12-3	4/27 at Abilene Christian	W	10-4			
3/18 at Stephen F. Austin	W	5-1	4/28 at Abilene Christian	W	7-6(10)			
3/21 UL-Lafayette	L	2-5	5/1 at Southeastern La.	L	3-4			
3/23 at Nicholls	L	0-1	5/3 Stephen F. Austin	W	2-0			
3/24 at Nicholls	L	2-7	5/4 Stephen F. Austin	W	6-1			

ALL-TIME RESULTS

2021			3/19 Eastern Illinois	W	6-3	5/6 Lamar	W	6-4
Overall: 32-30, SLC 21-18			3/20 Eastern Illinois	L	6-7	5/7 Lamar	L	9-10
Head Coach: Justin Hill			3/22 at Stephen F. Austin		Canceled	5/9 at Nicholls	W	7-3
2/19 at Alabama	L	6-10	3/25 Houston Baptist	L	4-6	5/12 at Northwestern State	L	2-5
2/20 at Alabama	L	3-4	3/26 Houston Baptist	L	3-5	5/13 at Northwestern State	W	4-2
2/21 at Alabama	L	5-9	3/27 Houston Baptist	W	13-7	5/14 at Northwestern State	L	4-8
2/26 Prairie View	W	5-0	3/30 Southern	W	9-7	5/16 at #5 LSU	L	4-7
2/27 Prairie View(DH)	W	3-1	4/1 at Nicholls	W	2-0	5/17 Miami (OH)	L	8-14
2/27 Prairie View (DH)	W	6-5	4/2 at Nicholls	W	5-1	5/18 Miami (OH)	W	13-5
2/28 Prairie View	W	11-5	4/3 at Nicholls	L	7-8	5/19 Miami (OH)	L	6-13
3/3 UL-Lafayette	W	4-3	4/6 Prairie View	W	7-2	Southland Conference Tournament		
3/5 at Louisiana Tech	L	0-11	4/8 at New Orleans	L	5-9	5/23 Texas A&M-Corpus Christi	W	4-0
3/6 at Louisiana Tech	L	3-4	4/9 at New Orleans	L	2-11	5/24 Nicholls	L	2-3
3/7 at Louisiana Tech	L	4-14	4/10 at New Orleans	L	9-11	5/25 Incarnate Word	W	3-0
3/12 TX A&M-CC	W	4-2	4/12 at UL-Lafayette		Canceled	5/26 Northwestern State	L	2-6
3/13 TX A&M-CC	W	9-8	4/14 Incarnate Word	W	9-3			
3/14 TX A&M-CC	W	12-7	4/15 Incarnate Word	W	4-3			
3/16 LSU-Alexandria	W	16-6	4/16 Incarnate Word	W	11-1			
3/19 at Houston Baptist	W	12-6	4/18 Sam Houston St.	W	8-4			
3/20 at Houston Baptist (DH)	W	7-1	4/20 at UL-Monroe	L	3-4			
3/20 at Houston Baptist (DH)	L	3-7	4/22 Southeastern	W	7-3			
3/21 at Houston Baptist	W	10-0	4/23 Southeastern	W	6-4			
3/26 Stephen F. Austin	L	5-8 (10)	4/24 Southeastern	W	8-4			
3/27 Stephen F. Austin (DH)	L	2-5	4/26 UL-Monroe	L	7-8			
3/27 Stephen F. Austin (DH)	L	3-4	4/29 at Texas A&M-Corpus Christi	W	7-2			
3/28 Stephen F. Austin	L	0-2	4/30 at Texas A&M-Corpus Christi	W	7-3			
4/1 at Southeastern	W	6-4	5/1 at Texas A&M-Corpus Christi	L	11-13			
4/2 at Southeastern (DH)	W	5-0	5/3 Stephen F. Austin	W	17-7			
4/2 at Southeastern (DH)	L	3-6	5/6 Northwestern State	L	12-16			
4/3 at Southeastern	L	9-13	5/7 Northwestern State	L	4-5			
4/6 at LSU	L	1-14	5/8 Northwestern State	W	10-4			
4/9 Incarnate Word	W	10-6	5/12 at Houston Baptist	W	23-5			
4/10 Incarnate Word (DH)	W	19-1	5/13 at Houston Baptist	W	16-6			
4/10 Incarnate Word (DH)	W	4-1	5/14 at Houston Baptist	W	14-9			
4/11 Incarnate Word	W	10-4	Southland Conference Tournament					
4/17 at Sam Houston St. (DH)	L	2-6	5/19 Incarnate Word	W	12-6			
4/17 at Sam Houston St. (DH)	L	5-6 (14)	5/20 Nicholls	W	8-4			
4/18 at Sam Houston St. (DH)	L	4-5	5/21 Incarnate Word	W	7-2			
4/18 at Sam Houston St. (DH)	L	4-6	Southland Conference Championship Series					
4/21 at UL-Lafayette	L	3-4	5/26 Southeastern	W	6-5 (12)			
4/24 UT-Arlington (DH)	L	1-8	5/27 Southeastern	L	2-3			
4/24 UT-Arlington (DH)	L	5-6 (10)	5/28 Southeastern	L	7-11			
4/25 UT-Arlington	W	5-3						
4/30 New Orleans	W	8-6	2023					
5/1 New Orleans (DH)	W	8-3	Overall: 35-23, SLC 12-12					
5/1 New Orleans (DH)	L	4-8	Head Coach: Justin Hill					
5/2 New Orleans	L	10-13	2/17 Creighton	W	1-0			
5/7 at Northwestern State (DH)	W	7-1	2/18 Creighton	L	4-9			
5/7 at Northwestern State (DH)	L	3-4	2/19 Creighton	L	1-5			
5/8 at Northwestern State (DH)	L	3-4	2/21 at Sam Houston St.	L	6-18			
5/8 at Northwestern State (DH)	L	5-6	2/24 at UT-Arlington	W	10-4			
5/14 Nicholls	W	7-0	2/25 at UT-Arlington	W	12-8			
5/15 Nicholls (DH)	W	13-3	2/26 at UT-Arlington	L	6-12			
5/15 Nicholls (DH)	W	10-7	2/28 UL-Lafayette	W	5-4			
5/16 Nicholls	W	6-5	3/1 at Southern	W	10-3			
5/20 at Central Arkansas	L	1-8	3/3 George Washington	W	2-0			
5/21 at Central Arkansas (DH)	W	6-1	3/4 George Washington	W	7-0			
5/21 at Central Arkansas (DH)	W	6-5 (10)	3/5 George Washington	W	7-6			
5/22 at Central Arkansas	L	4-5	3/8 at UL-Lafayette	L	3-5			
Southland Conference Tournament			3/10 Prairie View	W	9-0			
5/26 New Orleans	W	12-0 (8)	3/11 Prairie View	W	10-0 (8)			
5/27 Southeastern	W	3-2	3/12 Prairie View	W	11-10			
5/28 Southeastern	W	18-2 (7)	3/14 Mississippi Valley State	W	7-2			
5/29 Sam Houston St.	W	2-1	3/17 Yale	W	7-1			
NCAA Regional (Fort Worth, Texas)			3/18 Yale	W	8-1			
6/4 #6 TCU	L	4-12	3/19 Yale	W	9-4			
6/5 Oregon State	L	5-10	3/21 Houston	L	6-9			
2022			3/24 Nicholls	W	8-3			
Overall: 34-23, SLC 15-9			3/25 Nicholls	L	6-8 (12)			
Head Coach: Justin Hill			3/26 Nicholls	L	5-8			
2/18 Stony Brook	W	6-4	3/28 Southern	W	12-5			
2/19 Stony Brook	L	3-7	3/31 at Houston Christian	W	15-5			
2/20 Houston	L	2-3	4/1 at Houston Christian	L	2-4			
2/25 Alcorn	W	13-0	4/2 at Houston Christian	L	10-12			
2/26 Alcorn (DH)	W	14-1	4/7 Texas A&M-Corpus Christi (DH)	W	8-3			
2/26 Alcorn (DH)	W	17-1	4/7 Texas A&M-Corpus Christi(DH)	L	3-5			
2/27 Alcorn	W	23-1	4/8 Texas A&M-Corpus Christi	W	4-3			
3/1 at Southern	W	7-3	4/11 Louisiana Christian	W	3-0			
3/4 #25 Louisiana Tech	L	5-21	4/12 at Rice	W	7-6			
3/5 #25 Louisiana Tech	L	3-11	4/14 at Southeastern	W	7-6			
3/6 #25 Louisiana Tech	W	5-2	4/15 at Southeastern	L	7-8			
3/9 at #6 LSU	L	3-6	4/16 at Southeastern	W	3-2			
3/11 Cal State Northridge	L	6-9	4/21 New Orleans	W	11-1 (7)			
3/12 Cal State Northridge	W	4-3	4/22 New Orleans	L	2-9			
3/13 Cal State Northridge	L	4-6	4/23 New Orleans	W	6-2			
3/15 Columbia	W	7-2	4/25 LSU-Alexandria	W	8-1			
3/16 UL-Lafayette	L	8-10	4/28 at Incarnate Word	L	7-8			
3/18 Eastern Illinois	L	2-3	4/29 at Incarnate Word	L	6-8			
			4/30 at Incarnate Word	W	9-2			
			5/5 Lamar	W	6-4			

ALL-TIME LETTERWINNERS

A		Chris Bruchhaus 1995-96	Michael Desabrais 2013-14	
Ty Abraham 2021-pres.		Billy Bryant 1981-82	Ben DeClout 2000-01-02	
Mike Abshire 1985-86		Kim Bryant 1979-80-81	Rey DelosSantos 1984	
David Ackel 1995		Nick Buck 2006-07	Charles Decker 1956-57-58	
Mike Adamck 1989		Kyle Bull 2007-08	Ronald Dees 1956-57	
Chris Adcox 1992-93-94-95		James Burchett 2020-21	Keith Delcambre 1976-77-78	
Jordan Alexander 2020		Garth Buresh 1990-91	Chris Denton 2003-04-06-07	
Matt Allard 1995		Todd Butler 1985-86	Zach Diaz 2021-22	
Jason Alleman 1988-89-90-91		Zach Butler 2010-11	Jake Dickerson 2019-20-21	
Bill Alveraz 1984		Brad Burckel 2022-23	Jaden Dillon 2009-10-11	
Aidan Anderson 2016-17-18-19		Davis Burgin 2022	Will Dion 2019-21	
Bill Anderson 1983		Terry Burrows 1989-90	Howard Dobson 1994-95	
Gary Anderson 1970-71		Martin Byrley 1973	Troy Dodd 1985-86	
Glenn Anderson 1983-84			John Doerfler 2003-04	
Grant Anderson 2016-2018		C		
Jon Anderson 2003-04		Frank Calloura 1958-59-60	Shawn Donahue 1986-87	
Gerald Andrus 1966-67-68		Tony Camp 1982-83	Ben Dooley 1973-74	
Max Anthony 1954-55-56-57		James Cantu 2014-15	Nick Doucet 1981	
Royce Antony 1954-55		Chad Carnahan 2001-04-05	Easton Dowell 2023-pres.	
Danny Ardoin 1995		Carson Carpenter 2021	Butch Dowies 1979-80-81	
Joey Armentor 1976-77-78-79		David Carr 2023-pres.	Taylor Drake 2011-12-13-14	
Roy Armstrong 1968-69		Dickie Carr 1961-62	Taylor Ducoff	
Chris Ashorn 1998-99		Bryan Cartie 2005-06-07	Hugh Dugar 1979-80-81	
Hans Ask 2013-14		Clint Carver 1995-96	Alex Dugas 2006	
Benet Augustine 1981		Jesse Cassard 2001-02	Shanie Dugas 1976-77-78-79	
Bennett Augustine 1959		Ed Cepiel 1962	Tyler Dugas 2003-04-06	
		Chris Chambers 1976	Braden Duhon 2021-pres.	
B		Roger Champagne 1985-86-87-88	Dustin Duhon 2016-17-18-19	
Greg Babineaux 1993-94		Cameron Chandler 2005-06	Gene Dunn 1957-58	
Robert Babineaux 1965-66-67		Chris Chandler 1990	Greg Dupin 1966	
Travis Bailey 2008-09		Mark Chapman 1983-84-86	Isaac Duplechain 2020-pres.	
Matt Banta 2004		Ted Chapman 1953-54-55	Doyle Durr 1976	
Bobby Barnes 1966-67-68		Chuck Charlet 1970	Skippy Durr 1978	
Don Barnett 1960-61		Trenton Chenard 2022	Jeremy Duvall 19996	
Roland Baras 1958		Derrick Cherry 2023		
Ronnie Baron 2003-04		Ted Chmielinski 2000	E	
Tom Barousse 1962-63-64		Josh Cholley 2007-08-09-10	Todd Eastin 1996-97	
Clint Barr 1998-99		Lash Chretien 1997	Brett Elam 1994-95	
Skyler Barentine 2012-13		Therrance Chretien 1999-01-02	Eric Elam 2002	
Brock Barthelemy 2023-pres.		Brian Cifreo 1985	Scott Elkins 1973-74	
Donny Bayus 1993		Owen Clanton 2003-04	Blake Ellender 2010-11	
Cleve Beard 1957		Michael Clemens 2012-13-14	Jonathan Ellison 2019-21	
Bryce Beatty 1979-80-81		Chad Clement 1992-93-94-95	Eric Emfinger 2002	
Brad Becker 2007		Matt Click 2008-09-10-11	Sam English 2006-07	
Justin Beitzel 2007-08-09-10		Danny Coco 1975	Tyler Erickson 2012-2015	
Rusty Begnaud 2002-03-04		Jake Cochran 2016-17-18-19	Mike Eskildsen 2001	
Wade Bennett 1983		George Colburn 1968-69-70	Nick Eubanks 2008-09-11	
Wayne Bennett 1984-85-86		Ray Cole 1966-67-68	Tommy Eubanks 2002-03	
Brian Bernhardt 2002-03-04		Nate Collins 2020-22	Ken Ezell 1954	
Dickie Berry 1955		Welles Cooley 2017-18-19-20		
Ben Berwick 1981-82		Chris Coover 2005-06	F	
John Biagas 1984-85		Johnny Comeaux 1984-85-86	Chris Fackler 1987-88-89-90	
Jim Bischoff 1960-61-62		Leto Comeaux 1954	Shane Fauchaux 1995-96	
Dean Bittner 2023-pres.		Clay Condry 1997-98	Taylor Faul 2005-06-07	
Derek Blacksher 2006-07		Tony Coniglio 2008-09	Rodney Fausett 1981	
Jim Blake 1961-62-63-64		Russell Conner 1976-77	Mickey Fendley 1979	
Lin Blanchette 1978		Jonathan Conrad 2007-08-09-11	Levi Ferguson 1999-01	
Ross Blankenship 2004-05		Doug Cormier 1998-99-00-01	Steve Ferguson 1986-87-88-89	
Jason Bleeker 2005-06		Ken Cormier 1963-64-65	Archie Fields 1982-85	
Richie Bolmarcich 1988		Eloy Cornejo 2006	Nate Fisbeck 2016-21	
Terry Bond 1984-85-85-87		Beau Cotten 1998-99	Mike Fleniken 2000-01	
Chris Bonvillian 2002		Mitch Covington 1997-98	Avery Fliger 2019	
Brad Book 1998		Skip Crabtree 1986	Rudy Flores 1982	
Derek Bordelon 2000-01-02-03		Bob Craft 1963-64-65-66	Cas Fontenot 1981	
Doug Boudreaux 2001		Connor Crane 2015-16	Chris Fontenot 2003-04-05-06	
Steve Boulet 1988-89		Brian Cravey 1997	Grant Fontenot 2021	
Jim Bourne 1976		Tom Crawford 1970-71-72	Josh Fontenot 2002-03-04-05	
Joey Bourgeois 1983-84-86		Kyler Crenshaw 2011	Kaleb Fontenot 2013-14-15-16	
Reid Bourque 2018-19-20-21-22		David Crisp 1989-90	Kirby Fontenot 1965-66-67-68	
Trent Bourque 1990-91-93-94		Mike Croker 1974-75-76	Matt Fontenot 2010	
John Boushelle 2018-20		Phil Culotta 1965-66-68	Mike Fontenot 1975-76-77-78	
Mark Bowling 1988-89		Tony Curro 1994	Nathan Fontenot 1973-74-75	
Matt Boyles 2001-02-03-04			Phillip Fontenot 1993	
Kirk Bradley 1998-99-00		D		
Clay Brast 2015-16		Kevin Daigle 1988-89	Ray Fontenot 1976-77-78-79	
Ryan Brauningner 2007-08-09		Glenn Dailey 1992	Todd Fontenot 2007-08-09	
Kale Breaux 2020		Randy Dale 1970	Trent Fontenot 2015-2017	
Ronnie Breaux 1968		Raymond Dallas 1976	Cameron Foster 2020-22	
Gary Brewster 1985-86		Shea Daly 2011-12-13	Nick Fox 1986-87	
Barney Bridges 1962		Taylor Darden 2023	Will Fox 2016-2017	
Austin Briggs 2015-2017		Ben David 2021-pres.	Ryan Frantz 2006-07-08-09	
Ben Broussard 1996-97-98-99		Danny Davis 2004-05-06-07	Kelly Free 1992-93	
Bobby Broussard 1970-71-74		Greg Davis 1973	Taylor Freeman 2008-09	
Jeramie Broussard 2004-06-07		Jacksen Davis 2020	Anthony Fugarino 1987-88	
Kanon Broussard 2008		Jim Davis 1970-71-72-73	Buck Fulco 1954-55-56	
Woodraw Broussard 1983		Ric Davis 2001-02-03	Frank Fulco 1956	
Randy Brown 1973-74		Tyler Davis 2007-08-09-10		
Trey Brown 2009-10-11		Lance Dawkins 2003	G	
Tyler Brown 2023-pres.		Tyler Day 2015-16	James Gallier 1979-80-81-82	
		Rhett Deaton 2019	Matt Gallier 2014-Present	
			Phil Gamble 1965	
			Zane Gamewell 1996-98-99	

ALL-TIME LETTERWINNERS

Phil Parcell	2010-11
Tyler Parke	2011-12-13
Nolan Parker	1999-00
Keith Patnode	2008
Brett Payne	2019-20-21-22-23
Clay Payne	2014
Jan Peebles	1975-76
JT Peloquin	2020-23
David Perez	1979-81-82-83
Eric Peterson	2016
Jace Peterson	2009-10-11
Sam Peterson	2013-14
Cy Phillips	1984
Charlie Phillips	1987-88-89-90
Mike Pierce	1992-93
Russell Pierce	1965
Matt Piskor	1996
Joey Porrier	2000-01-03-04
Jarrold Portie	1998-99-00-01
John Portie	1996-97-98-99
Corey Posey	1985
John Powell	1984
Cole Prejean	2013-14-15
Eddie Price	1968-69-70
Pat Prigmore	1987
Dooley Prince	2002-03
Ran Prince	2000-01-02-03
Ray Prince	1978
Mike Prokop	1998
Mike Prouse	1982-83
Joe Provenzano	2014-2018
Dino Puci	1985-86

Q

David Quattrone	1975
Dondi Quarles	1988
Lucas Quarry	2013-14-15

R

Ken Rabalais	1962-63-64-65
Ricky Ramirez	2015-17
David Ramsey	1982
Damon Rapp	1992-93-94-95
Clayton Rasbeary	2019-21
D.C. Reed	1956-57-58
Grant Reed	1995-96-97-98
Russel Reeder	1994-95
Hunter Reeves	2019-21
Greg Rehkow	1991
Jay Renobato	1988-89-90
David Richard	2001
Scott Richard	1983-85-86-87
Tad Richard	1987
Paul Richard	1975
Sean Richard	1998
Steve Richard	1974
Chuck Richardson	1973-74-75
Andy Riche'	2007-08-09-10
Arthur Richey	1984
Jim Ricklefsen	1984-85-86
Trey Rickrode	2011
Zach Rider	2016-17-18-19
John Riddle	1959-60-61
John Riggs	1981
Steve Riha	1990
Ronnie Riley	1970
Tony Ritchie	1976
Derrick Rivers	1993
Michael Robbins	2008-09
Jackie Roberson	1975
Ryan Robertson	1992-93-94-95
Mike Robichaux	1988
Tim Robichaux	1981
Tony Robichaux	1981-82
Grant Rogers	2022-23
Neil Rogers	1958
Kevin Roliard	2020-21
John Ropp	2007
Coco Rossitto	1968-69-70
Kyle Roth	2008
Ross Rowland	2011-12-13-14
Ed Ruiz	1954
Jason Ryan	1998-99

S

Josh Salow	2000-01
Ryan Sampere	2010-11
Kain Sanchez	2023
Austin Sanders	2016-17
Wayne Savoy	1965-66

Bubba Savell	1989-91
Jon Saylor	1994-95
Chris Schulte	1990-91
Rick Schuette	1987-88
Howard Schmitt	1959-60
Chris Schmitz	1997-98
Dustin Schroer	2004-05
Marvin Schuh	1988
John Scroggins	1976-78-79
Shane Selman	2016-17-18-19
Lance Sefcik	2014-15
Colin Sell	1993
Mark Selway	1996-97
Jim Serrano	1997
Hayden Shaddox	2021-22
Brian Shardick	2022-pres.
James Shaw	1979
Shelby Shaw	1989-90-91
Ronald Sheehan	1959
Shon Shelton	1988-89
Andrew Sheridan	2020, 22
Rene Sierra	1986-87-88-90
Tommy Silvia	1968
Bill Simon	1973-74-75
Jon Simpson	1987-88
Dennis Slack	1988
Dallas Smith	2007-08
Dustin Smith	2001-02-03-04
Lance Smith	1989-90
Keith Smith	1992
Mike Smith	2001
Phillip Smith	1973-74-75
Ricky Soileau	1983-86-87
Billy Sommers	2013-14-15
Neal Spencer	1971-72-73-74
Warren Spencer	1976-77-78
Kevin Sprague	1998-99
Tim Stafford	1990
Kyle Standley	1984
Jim Stanley	1970-71-72-73
Todd Stanley	1996
Pat Stark	2000-01
Tommy Stelly	1974-75
Jerry Stephens	1955
Brad Stevens	1998
Darrel Stevens	2007
Chase Stevenson	1958-59-60-61
Luke Steward	2023-pres.
Nick Stewart	2002
Chance Stone	2021-22
Tyler Stone	2022
Jacob Stracner	2016-17-18-19
Brody Strahan	2018-21
Chip Stratton	1987-88
Ethan Stremmel	2015-16
William Strong	2007
Tyler Stutes	2005-06
Michael Sullivan	2012-13
Johnny Suydam	1964-65
Carlton Sweeney	1960-61
Jerry Swinson	1964
Tyson Switzenberg	1997-98

T

John Tatum	2011
Brig Taylor	1996
Derrick Taylor	1999
James Thibodeaux	2004-05-06
Johnnie Thibodeaux	1974-75
Schuyler Thibodeaux	2019-23
Payton Tinkler	2023
Ted Tolbert	2000
Kevin Thomas	1999
Bryn Thompson	2007-08-09-10
Cornell Thompson	1970-71
George Thompson	1999-00
Michael Thompson	2004-05
John Thomson	1992
Doug Thornton	1976-78
Bubba Thurman	1991-92
Tyler Todd	1990-91
Cameron Toole	2013-14-15-16
Matt Trahan	2015-16
Mike Trahan	1996
Brad Trouard	1975
Jeremy Troutman	1997
Tony Trumps	1955
Mike Turano	1985-86

U

Ricker Underwood	1976
Cayne Ueckert	2019

V

Ted Vallery	1962-63
Charles Vallow	1975
Gabe Vasquez	2021
Gary Vaughn	1973-74
Christian Vega	2021-23
Jordan Venable	2007-08-09-10
Brian Vidrine	1989-90-91-92
Kenneth Vidrine	1965-66
Greg Vincent	1979
Jacob Vines	2003
Zach Voss	2023-pres.

W

Kevin Wachtman	1997
Scott Wade	1982-83-84
David Waggoner	1998
Eric Walker	2000
Bill Walters	1962-63-64
Blake Ware	2012-13
Dave Washburn	1989
Tom Washburn	1988-90-91
B.J. Waszgis	1991
Renny Weber	2011
Rick Weber	2002-03
Howard Wells	1954
Jerry Wells	1960-61
Paul Welsh	1987-88-89-90
Jon Wente	1997
Conner Westenburg	2022-pres.
Gary Westergage	1982
Brett Whelton	2017-18-19-20-21
Don Whittington	1974
Jim Whitworth	1960-61
Dickie Wicks	1967-68
Jacob Williams	2012-13-14-15
Jerry Wilburn	1954
Mark Williams	1982-83
Matt Williams	2011-12-13-14
Chris Williamson	2000
Harry Willie	1954-55
Charles Wimberly	1968-69
Andrew Wood	2019-20-21
Keith Woods	1978
Gary Wooley	1978-79-80-81
Dickie Wriberg	1970
Kyle Wright	1985

Y


Shawn Yarbrough	2004
Jordan Yeatts	2020-22
Jim Young	1976-77-78-79
Paul Young	1969-71-72-73

Z

Thomas Zabasky	2005-06-07
Daniel Zaunbrecher	2010
Zane Zeppuhar	2022



BRYAN CARTIE
2005 LOUISVILLE SLUGGER FRESHMAN AA



NEAL SPENCER
2010 McNEESE HALL OF FAME INDUCTEE