

# ACU WILDCAT BASKETBALL

Lance Fleming, Associate Director of Athletics for Media Relations  
ACU Box 27916 • Abilene, Texas 79699-7916  
325-674-2693 (office) • 325-665-3543 (cell) • flemingl@acu.edu



## 2014-15 Schedule

| Date    | Opponent                     | Time / Record |
|---------|------------------------------|---------------|
| Nov. 14 | def. Hillsdale, 101-61       | 1-0           |
| Nov. 19 | lost at Tulsa, 65-39         | 1-1           |
| Nov. 22 | lost to Duquesne, 102-81     | 1-2           |
| Nov. 25 | def. Jarvis Christian, 91-65 | 2-2           |
| Nov. 29 | lost to Cal-Riverside, 76-56 | 2-3           |
| Dec. 4  | def. Sacramento State, 72-61 | 3-3           |
| Dec. 6  | lost at Houston, 71-59       | 3-4           |
| Dec. 13 | def. N. New Mexico, 76-48    | 4-4           |

### Continental Tire Las Vegas Classic

|         |                               |     |
|---------|-------------------------------|-----|
| Dec. 17 | lost at Loyola-Chicago, 83-44 | 4-5 |
| Dec. 20 | lost at Boise State, 77-33    | 4-6 |
| Dec. 22 | def. S.C. State, 65-59        | 5-6 |
| Dec. 23 | def. Ark.-Pine Bluff, 69-61   | 6-6 |

|         |                             |           |
|---------|-----------------------------|-----------|
| Dec. 28 | lost at Grand Canyon, 83-81 | 6-7       |
| Jan. 4  | * def. Central Ark., 87-70  | 7-7, 1-0  |
| Jan. 10 | * def. Nicholls, 71-54      | 8-7, 2-0  |
| Jan. 13 | * def. NW State, 95-81      | 9-7, 3-0  |
| Jan. 17 | * lost to SFA, 82-64        | 9-8, 3-1  |
| Jan. 20 | * at McNeese State          | 7 p.m.    |
| Jan. 24 | * vs. Incarnate Word        | 4 p.m.    |
| Jan. 26 | * vs. Sam Houston St.       | 7 p.m.    |
| Jan. 31 | * at Lamar                  | 6 p.m.    |
| Feb. 2  | * at Houston Baptist        | 7 p.m.    |
| Feb. 7  | * vs. SE Louisiana          | 4 p.m.    |
| Feb. 9  | * vs. Lamar (Garland)       | 7 p.m.    |
| Feb. 16 | * at Sam Houston St.        | 6:30 p.m. |
| Feb. 21 | * at SE Louisiana           | 7 p.m.    |
| Feb. 24 | * vs. A&M-Corpus Christi    | 7 p.m.    |
| Feb. 28 | * at New Orleans            | 6:15 p.m. |
| March 3 | * vs. Houston Baptist       | 7 p.m.    |
| March 5 | * at Incarnate Word         | 8 p.m.    |
| March 7 | * at A&M-Corpus Christi     | 3:30 p.m. |

\*Southland Conference match  
Home games in **bold** at Moody Coliseum



## GAME 18

ACU AT MCNEESE STATE  
TUESDAY, JAN. 20, 2015 • 7 P.M.  
BURTON COLISEUM • LAKE CHARLES, LA.



### ACU WILDCATS (9-8, 3-1)

Head Coach: Joe Golding (Abilene Christian, 1998)  
Coaches' ACU Record: 44-58 (4th season) • Overall Record: Same

### MCNEESE ST. COWBOYS (6-9, 0-4)

Head Coach: Dave Simmons (Louisiana Tech, 1981)  
Coaches' McNSt Record: 107-125 (8th season) • Overall Record: 134-154 (10th)

### BROADCAST INFORMATION

Radio: 98.1 FM (Grant Boone, play-by-play)  
Audio / Video: <http://mcneesesports.com/watch/>

### ACU'S PROBABLE STARTERS

#### F #0 Riley Payne, 6-5, 205, soph (Idalou, Texas)

Last Game vs. Stephen F. Austin: 5 pts., 1 reb., 0 assists  
Season Averages: 1.4 ppg, 1.2 rpg, 0.3 apg

#### G #3 Parker Wentz, 5-9, 170, jr (Lubbock, Texas)

Last Game vs. Stephen F. Austin: 7 pts., 1 reb., 2 assists  
Season Averages: 13.9 ppg, 1.8 rpg, 1.4 apg

#### G #5 Jalen Little, 5-11, 170, jr (Colorado Springs, Colo.)

Last Game vs. Stephen F. Austin: 0 pts., 3 rebs., 2 assists  
Season Averages: 3.1 ppg, 1.5 rpg, 3.5 apg

#### G #11 Harrison Hawkins, 6-0, 170, sr (Long Beach, Calif.)

Last Game vs. Stephen F. Austin: 9 pts., 0 rebs., 4 assists  
Season Averages: 13.5 ppg, 1.4 rpg, 1.9 apg

#### F #12 Austin Cooke, 6-7, 225, jr (Scottsdale, Ariz)

Last Game vs. Stephen F. Austin: 10 pts., 4 rebs., 3 assts  
Season Averages: 9.5 ppg, 5.8 rpg, 0.9 apg

### COMING UP FOR ACU



INCARNATE WORD  
AT ACU

SATURDAY, JAN. 24  
4 P.M.  
ABILENE



SAM HOUSTON ST.  
AT ACU

MONDAY, JAN. 26  
7 P.M.  
ABILENE



ACU AT  
LAMAR

THURSDAY, JAN. 31  
6 P.M.  
BEAUMONT

## Quick Facts

|  |                                   |
|--|-----------------------------------|
| Location.....  | Abilene, Texas                    |
| Founded.....   | 1906                              |
| Enrollment.....  | 4,600                             |
| Nickname.....  | Wildcats                          |
| Colors.....  | Purple and White                  |
| Arena (capacity).....  | Moody Coliseum (4,500)            |
| Affiliation.....   | NCAA Division I                   |
| Conference.....  | Southland                         |
| President.....   | Dr. Phil Schubert                 |
| Director of Athletics.....   | Lee De Leon<br>(Notre Dame, 1994) |
| Associate AD for Compliance & Academics /<br>Senior Women's Admin..... | Sylvia Barnier                    |

## Team Facts

|                                   |   |
|-----------------------------------|---|
| Head Coach.....                   | Joe Golding                                     |
| Overall Record.....               | 44-58, 4th season                               |
| School Record.....                | 44-58, 5th season                               |
| Assistant Coaches.....            | Brette Tanner,<br>Patrice Days, Solomon Bozeman |
| Letterwinners Returning/Lost..... | 8 / 4   |
| Starters Returning/Lost.....      | 5 / 0   |
| Newcomers.....                    | 7   |

## 2013-14 Season Review

|                                |              |
|--------------------------------|--------------|
| Overall Record.....            | 11-20 (.355) |
| Conference Record (place)..... | 2-12 (13th)  |
| Postseason Play.....           | None         |
| Final Ranking.....             | NR           |

## History

|  |                    |
|--|--------------------|
| First Season of Basketball.....        | 1919-20            |
| All-Time Record (pct.).....            | 1,112-1,078 (.508) |
| Record at Moody Coliseum.....          | 374-208 (.643)     |
| Southland Record, Years.....           | 49-53, 12th season |
| Southland Conference Titles, Last..... | 3, 1968            |

## Men's Basketball Social Media

|                      |                          |
|----------------------|--------------------------|
| Facebook.....        | AcuWildcatMensBasketball |
| Twitter.....         | @ACU_MBB                 |
| Brette Tanner.....   | @Tanner_ACUhoops         |
| Patrice Days.....    | @Coach_Days              |
| Solomon Bozeman..... | @SolomonBozeman          |
| Cooper Schmidt.....  | @coschmidt1              |

## ACU Sports Social Media

|               |            |            |               |
|---------------|------------|------------|---------------|
| Facebook..... | ACU Sports | YouTube .. | ACUathletics  |
| Twitter.....  | @ACUSports | Web ...    | ACUSports.com |

## TONIGHT'S GAME

The ACU Wildcats are back in action when they take on McNeese State in a key Southland Conference men's basketball contest. ACU, meanwhile, is back on the road Tuesday after snapping its 20-game road losing streak last Tuesday night with a huge 95-81 win against Northwestern State in Natchitoches, La. Junior guard Parker Wentz – who leads the Wildcats in scoring at 13.9 points per game and was an honorable mention selection Monday for Southland Conference Player of the Week honors – had 29 points in the win over the Demons and hit 7 of 9 shots from 3-point range. ACU is also led by guards Harrison Hawkins (15th in the Southland in scoring at 13.5 ppg) and LaDarrien Williams (11.5 ppg), as well as junior forward Austin Cooke (9.5 ppg and 5.8 rebounds per game). The Wildcats lead the Southland Conference in 3-point field goals made (145) and percentage (39.6) and are second in 3-point field goal attempts (366). Wentz is second in the league in 3-point field goals (44), attempts (95) and percentage (46.3). Williams, meanwhile, leads the league in free throw percentage (92.1 percent on 35 of 38 shooting).

## LAST GAME

### STEPHEN F. AUSTIN 82, ABILENE CHRISTIAN 64 (Jan. 17, 2015 / Abilene)

ABILENE – Too many second-half turnovers, too little rebounding and way too much Thomas Walkup spelled doom for the ACU Wildcats on Saturday, although they put up a spirited battle against Stephen F. Austin in an 82-64 loss to the Lumberjacks in front of a large and loud Moody Coliseum crowd and a CBS Sports Network national television audience.

The first half was a taught, back-and-forth contest with neither team able to break away until SFA put together a run to take a 29-21 lead with 5:26 left in the first half. But ACU reserves K.J. Maura and Drake Green sparked the Wildcats in the final couple of minutes, helping them take a lead into halftime.

Green had back-to-back buckets, the first a layup as he knifed through traffic to tie the game at 29-29 with 2:15 left, and then a 3-pointer with 1:30 to play in the half to give ACU a 32-29 lead. After back-to-back buckets by Jacob Parker and Walkup gave SFA a 33-32 lead, Parker Wentz hit a layup to give the Wildcats a 34-33 lead with 21 seconds left in the half.

SFA then committed one of its nine first-half turnovers with six seconds to play, giving the Wildcats one last chance at a bucket. ACU got the ball across the half court line, but the ball slipped away from LaDarrien Williams into the hands of Maura. The freshman from Puerto Rico then fired up an off-balance 3-pointer that hit nothing but the bottom of the net at the buzzer, setting off the 2,874 fans at Moody Coliseum and sending the Wildcats into halftime with a 37-33 lead.

At the half, the Wildcats had the game going exactly they wanted. They had already scored 37 points against a team allowing just 61 points per game, they had scored as many points in the paints as SFA (18), and they had only been out-rebounded by the taller, more physical Lumberjacks by one rebound (16-15).

But that all changed in the game's final 20 minutes, although Wentz hit the first bucket of the second half – a 3-pointer to give ACU a 40-33 lead, it's biggest of the day.

However, over the next 7:41 of game time, the Lumberjacks outscored the Wildcats 29-10 to turn a 40-33 deficit into a 62-50 lead. Walkup led the way with seven points in the run, while Jared Johnson had six for the Lumberjacks.

## ACU NOTES

### LINEUP CHANGE PAYING OFF FOR ACU

It's no coincidence that ACU's mid-season turnaround occurred at the same time head coach Joe Golding switched the roles of Harrison Hawkins and LaDarrien Williams. ... Williams had been starting at guard with Hawkins coming in off the bench as the team's sixth man. ... But Golding made the decision before the Dec. 22 game against South Carolina State to switch the two, and it began paying immediate dividends. ... Since the switch, Hawkins is averaging 19.3 points per game and has scored at least 20 points in four of the seven games, including a career-high 31 points in ACU's win at Northwestern State (Jan. 13). ... Williams has been almost as effective coming off the bench, averaging 14.4 ppg in those seven games.

### WENTZ WARMING UP

Junior guard Parker Wentz is again among conference and national leaders in both 3-point field goal shooting as he has hit 44 of 95 3-point field goals this season (46.3 percent). ... Wentz is third in the Southland and 16th in NCAA Division I basketball in field goal percentage (46.3) and he's second in the Southland and tied for 38th in NCAA Division I in 3-point field goals made (44). ... His 171 career 3-point field goals are sixth in ACU history as are his 396 attempts. ... He's ACU's all-time leader in 3-point field goal percentage (43.2). ... He is four 3-point FGs made from passing David Baxter (174 3-point FGs from 2003-05) for fifth place on ACU's career list.

### COOKE FINDING THE RANGE

As the Wildcats have turned their season around in the last seven games, one glaring reason for the turnaround is the team's 3-point shooting. ... In the first 13 games of the season the Wildcats shot 34.6 percent from beyond the arc (74 of 214), but in the last seven games they've blistered the nets to the tune of 46.3 percent ... ACU has hit 71 of 152 3-pointers (46.7 percent) in their last seven games, including 10 of 20 against Arkansas-Pine Bluff on Dec. 23, 11 of 18 vs. Central Arkansas on Jan. 4, 16 of 27 at Northwestern State on Jan. 13 and 8 of 16 against Stephen F. Austin last Saturday. ... ACU leads the Southland Conference in 3-point field goal percentage at 39.6 on the season.

# 2014-15 WILDCAT ROSTER

## NUMERICAL ROSTER

| No. | Name                     | Pos. | Ht.  | Wt. | Class | Exp. | Hometown                                |
|-----|--------------------------|------|------|-----|-------|------|---|
| 0   | Riley Payne              | F    | 6-5  | 205 | soph  | 1VL  | Idalou, Texas (Idalou HS)               |
| 1   | LaDarrien Williams       | G    | 6-0  | 180 | sr    | 1VL  | Austin, Texas (Coastal Bend JC)         |
| 2   | K.J. Maura               | G    | 5-7  | 150 | fr    | HS   | San Juan, P.R. (Arlington Country Day)  |
| 3   | Parker Wentz             | G    | 5-9  | 170 | jr    | 2VL  | Lubbock, Texas (Trinity Christian HS)   |
| 4   | Michael Grant            | G    | 6-5  | 205 | soph  | 1VL  | McKinney, Texas (Boyd HS)               |
| 5   | Jalen Little             | G    | 5-11 | 170 | jr    | Tr   | Colorado Springs, Colo. (Otero JC)      |
| 10  | Isaiah Tripp             | G    | 6-1  | 180 | fr    | HS   | Baltimore, Md. (Future College Prep.)   |
| 11  | Harrison Hawkins         | G    | 6-0  | 170 | sr    | 1VL  | Long Beach, Calif. (Navarro College)    |
| 12  | Austin Cooke             | F    | 6-7  | 225 | jr    | 1VL  | Scottsdale, Ariz. (Central AZ College)  |
| 14  | Aleksander Milosavljevic | F    | 6-10 | 240 | sr    | 1VL  | Svilajna, Serbia (Georgia Perimeter)    |
| 20  | Christian Albright       | F    | 6-7  | 240 | fr    | RS   | Dallas, Texas (Episc. School of Dallas) |
| 22  | Drake Green              | G    | 6-3  | 170 | fr    | HS   | Houston, Texas (Clear Lakes HS)         |
| 33  | Duran Porter             | F    | 6-8  | 230 | jr    | Tr   | Macon, Ga. (Tallahassee CC)             |
| 42  | David Hanson             | G    | 6-0  | 170 | jr    | Tr   | London, England                         |
|     | Chris Blakeley           | G    | 6-0  | 160 | soph  | 1VL  | Richardson, Texas (Pearce HS)           |
|     | Skyler Simmons           | G    | 6-2  | 160 | fr    | HS   | Rockwall, Texas (Rockwall HS)           |

## ALPHABETICAL ROSTER

| No. | Name                     | Pos. | Ht.  | Wt. | Class | Exp. | Hometown                                |
|-----|--------------------------|------|------|-----|-------|------|---|
| 20  | Christian Albright       | F    | 6-7  | 240 | fr    | RS   | Dallas, Texas (Episc. School of Dallas) |
|     | Chris Blakeley           | G    | 6-0  | 160 | soph  | 1VL  | Richardson, Texas (Pearce HS)           |
| 12  | Austin Cooke             | F    | 6-7  | 225 | jr    | 1VL  | Scottsdale, Ariz. (Central AZ College)  |
| 4   | Michael Grant            | G    | 6-5  | 205 | soph  | 1VL  | McKinney, Texas (Boyd HS)               |
| 22  | Drake Green              | G    | 6-3  | 170 | fr    | HS   | Houston, Texas (Clear Lakes HS)         |
| 42  | David Hanson             | G    | 6-0  | 170 | jr    | Tr   | London, England                         |
| 11  | Harrison Hawkins         | G    | 6-0  | 170 | sr    | 1VL  | Long Beach, Calif. (Navarro College)    |
| 5   | Jalen Little             | G    | 5-11 | 170 | jr    | Tr   | Colorado Springs, Colo. (Otero JC)      |
| 2   | K.J. Maura               | G    | 5-7  | 150 | fr    | HS   | San Juan, P.R. (Arlington Country Day)  |
| 14  | Aleksander Milosavljevic | F    | 6-10 | 240 | sr    | 1VL  | Svilajna, Serbia (Georgia Perimeter)    |
| 0   | Riley Payne              | F    | 6-5  | 205 | soph  | 1VL  | Idalou, Texas (Idalou HS)               |
| 33  | Duran Porter             | F    | 6-8  | 230 | jr    | Tr   | Macon, Ga. (Tallahassee CC)             |
|     | Skyler Simmons           | G    | 6-2  | 160 | fr    | HS   | Rockwall, Texas (Rockwall HS)           |
| 10  | Isaiah Tripp             | G    | 6-1  | 180 | fr    | HS   | Baltimore, Md. (Future College Prep.)   |
| 3   | Parker Wentz             | G    | 5-9  | 170 | jr    | 2VL  | Lubbock, Texas (Trinity Christian HS)   |
| 1   | LaDarrien Williams       | G    | 6-0  | 180 | sr    | 1VL  | Austin, Texas (Coastal Bend JC)         |

**Head Coach:** Joe Golding

**Associate Head Coach:** Brette Tanner

**Assistant Coaches:** Patrice Days, Solomon Bozeman

**Director of Operations:** Cooper Schmidt

### PRONUNCIATION GUIDE

K.J. Maura

MAW-ruh

Aleksander Milosavljevic

Alexander Mee-low-SAHV-luh-vich

# 2014-15 ACU STATISTICS

| ##              | Player                | GP-GS | MINUTES |         | TOTAL FGs |         | 3-PT FGs |         | FREE THROWS |         |           | REBOUNDS |        |      |       | SCORING |     |      |      |      |
|-----------------|-----------------------|-------|---------|---------|-----------|---------|----------|---------|-------------|---------|-----------|----------|--------|------|-------|---------|-----|------|------|------|
|                 |                       |       | Tot     | Avg     | FG-FGA    | Pct     | 3FG-FGA  | Pct     | FT-FTA      | Pct     | Off       | Def      | Tot    | Avg  | PF-FO | A       | TO  | Blk  | Stl  | Pts  |
| 2               | Wentz, Parker         | 17-17 | 489     | 28.8    | 71-155    | .458    | 44-95    | .463    | 51-61       | .836    | 4-27      | 31       | 1.8    | 39-0 | 24    | 19      | 1   | 30   | 237  | 13.9 |
| 11              | Hawkins, Harrison     | 17-10 | 400     | 23.5    | 79-179    | .441    | 36-95    | .379    | 35-44       | .795    | 8-15      | 23       | 1.4    | 43-1 | 32    | 31      | 1   | 15   | 229  | 13.5 |
| 1               | Williams, LaDarrien   | 17-7  | 384     | 22.6    | 71-166    | .428    | 19-53    | .358    | 35-38       | .921    | 20-53     | 73       | 4.3    | 42-1 | 31    | 35      | 2   | 20   | 196  | 11.5 |
| 12              | Cooke, Austin         | 17-17 | 453     | 26.6    | 56-124    | .452    | 27-64    | .422    | 22-26       | .846    | 24-75     | 99       | 5.8    | 45-2 | 16    | 20      | 2   | 7    | 161  | 9.5  |
| 20              | Albright, Christian   | 17-11 | 241     | 14.2    | 29-73     | .397    | 0-1      | .000    | 11-17       | .647    | 20-38     | 58       | 3.4    | 34-1 | 19    | 24      | 8   | 5    | 69   | 4.1  |
| 33              | Porter, Duran         | 17-2  | 220     | 12.9    | 30-63     | .476    | 0-0      | .000    | 7-10        | .700    | 17-18     | 35       | 2.1    | 39-2 | 7     | 16      | 6   | 4    | 67   | 3.9  |
| 5               | Little, Jalen         | 17-17 | 424     | 24.9    | 15-53     | .283    | 6-21     | .286    | 16-20       | .800    | 2-24      | 26       | 1.5    | 27-0 | 60    | 28      | 0   | 9    | 52   | 3.1  |
| 4               | Grant, Michael        | 17-0  | 172     | 10.1    | 13-37     | .351    | 0-1      | .000    | 21-32       | .656    | 12-19     | 31       | 1.8    | 24-1 | 2     | 10      | 1   | 17   | 47   | 2.8  |
| 22              | Green, Drake          | 14-0  | 117     | 8.4     | 12-36     | .333    | 2-9      | .222    | 3-6         | .500    | 1-10      | 11       | 0.8    | 14-0 | 5     | 6       | 0   | 4    | 29   | 2.1  |
| 2               | Maura, K.J.           | 16-0  | 193     | 12.1    | 11-32     | .344    | 6-18     | .333    | 5-5         | 1.000   | 7-17      | 24       | 1.5    | 15-1 | 30    | 14      | 0   | 9    | 33   | 2.1  |
| 10              | Tripp, Isaiah         | 16-0  | 91      | 5.7     | 9-22      | .409    | 4-7      | .571    | 11-16       | .688    | 8-12      | 20       | 1.3    | 12-0 | 3     | 4       | 0   | 2    | 33   | 2.1  |
| 0               | Payne, Riley          | 16-4  | 161     | 10.1    | 8-23      | .348    | 0-0      | .000    | 6-15        | .400    | 9-10      | 19       | 1.2    | 25-1 | 4     | 4       | 0   | 0    | 22   | 1.4  |
| 14              | Milosavljevic, Alexis | 11-0  | 37      | 3.4     | 3-9       | .333    | 0-0      | .000    | 0-0         | .000    | 6-2       | 8        | 0.7    | 3-0  | 0     | 2       | 0   | 1    | 6    | 0.5  |
| 42              | Hanson, David         | 8-0   | 18      | 2.3     | 1-5       | .200    | 1-2      | .500    | 0-2         | .000    | 1-3       | 4        | 0.5    | 1-0  | 3     | 1       | 1   | 1    | 3    | 0.4  |
| Team            |                       |       |         |         |           |         |          |         |             |         | 35-21--56 |          |        |      |       |         |     |      |      |      |
| Total .....     |                       | 17    | 3400    | 408-977 | .418      | 145-366 | .396     | 223-292 | .764        | 174-344 | --518     | 30.5     | 363-10 | 236  | 214   | 22      | 124 | 1184 | 69.6 |      |
| Opponents ..... |                       | 17    | 3400    | 402-864 | .465      | 104-283 | .367     | 291-418 | .696        | 181-439 | --620     | 36.5     | 299-   | 193  | 275   | 66      | 99  | 1199 | 70.5 |      |

| SCORE BY PERIODS  | 1st | 2nd | OT | 2OT | Total |
|-------------------|-----|-----|----|-----|-------|
| Abilene Christian | 553 | 631 | 0  | 0   | 1184  |
| Opponents         | 536 | 663 | 0  | 0   | 1199  |

|                              | ACU            | OPP            |
|------------------------------|----------------|----------------|
| <b>SCORING</b> .....         | <b>1184</b>    | <b>1199</b>    |
| Points per game .....        | 69.6           | 70.5           |
| Scoring margin .....         | -0.9           | -              |
| <b>FIELD GOALS-ATT</b> ..... | <b>408-977</b> | <b>402-864</b> |
| Field goal pct .....         | .418           | .465           |
| <b>3 POINT FG-ATT</b> .....  | <b>145-366</b> | <b>104-283</b> |
| 3-point FG pct .....         | .396           | .367           |
| 3-pt FG made per game .....  | 8.5            | 6.1            |
| <b>FREE THROWS-ATT</b> ..... | <b>223-292</b> | <b>291-418</b> |
| Free throw pct .....         | .764           | .696           |
| F-Throws made per game ..... | 13.1           | 17.1           |
| <b>REBOUNDS</b> .....        | <b>518</b>     | <b>620</b>     |
| Rebounds per game .....      | 30.5           | 36.5           |
| Rebounding margin .....      | -6.0           | -              |
| <b>ASSISTS</b> .....         | <b>236</b>     | <b>193</b>     |
| Assists per game .....       | 13.9           | 11.4           |
| <b>TURNOVERS</b> .....       | <b>214</b>     | <b>275</b>     |
| Turnovers per game .....     | 12.6           | 16.2           |
| Turnover margin .....        | +3.6           | -              |
| Assist/turnover ratio .....  | 1.1            | 0.7            |
| <b>STEALS</b> .....          | <b>124</b>     | <b>99</b>      |
| Steals per game .....        | 7.3            | 5.8            |
| <b>BLOCKS</b> .....          | <b>22</b>      | <b>66</b>      |
| Blocks per game .....        | 1.3            | 3.9            |
| <b>ATTENDANCE</b> .....      | <b>10681</b>   | <b>15610</b>   |
| Home games-Avg/Game .....    | 8-1335         | 7-2230         |
| Neutral site-Avg/Game .....  | -              | 2-0            |

**Wildcats By The Numbers**

|                                     | Season | Career |
|-------------------------------------|--------|--------|
| <b>Games In Double Figures</b>      |        |        |
| Parker Wentz                        | 10     | 34     |
| Austin Cooke                        | 9      | 20     |
| LaDarrien Williams                  | 10     | 19     |
| Harrison Hawkins                    | 9      | 18     |
| Michael Grant                       | --     | 4      |
| K.J. Maura                          | 2      | 2      |
| Christian Albright                  | 1      | 1      |
| Duran Porter                        | 1      | 1      |
| <b>Games With 30+ Points</b>        |        |        |
| LaDarrien Williams                  | --     | 1      |
| Parker Wentz                        | 1      | 1      |
| Harrison Hawkins                    | 1      | 1      |
| <b>Games With 20+ Points</b>        |        |        |
| Parker Wentz                        | 3      | 11     |
| Harrison Hawkins                    | 4      | 7      |
| LaDarrien Williams                  | 2      | 4      |
| Austin Cooke                        | 1      | 1      |
| <b>Games With 10+ Rebounds</b>      |        |        |
| Austin Cooke                        | 1      | 3      |
| LaDarrien Williams                  | 1      | 1      |
| Christian Albright                  | 1      | 1      |
| Riley Payne                         | --     | 1      |
| <b>Games With 5+ Assists</b>        |        |        |
| Parker Wentz                        | 1      | 9      |
| Harrison Hawkins                    | 1      | 6      |
| LaDarrien Williams                  | 6      | 6      |
| Jalen Little                        | 5      | 5      |
| Austin Cooke                        | --     | 2      |
| K.J. Maura                          | 1      | 1      |
| <b>Games With 5+ Steals</b>         |        |        |
| Parker Wentz                        | --     | 1      |
| <b>Games With 3+ Blocked Shots</b>  |        |        |
| Aleksander Milosavljevic            | --     | 1      |
| <b>Games With 3+ Three-Pointers</b> |        |        |
| Parker Wentz                        | 8      | 30     |
| Harrison Hawkins                    | 6      | 11     |
| Austin Cooke                        | 4      | 9      |
| LaDarrien Williams                  | 2      | 2      |
| Jalen Little                        | 2      | 2      |
| K.J. Maura                          | 1      | 1      |
| <b>Games With 5 Fouls</b>           |        |        |
| Riley Payne                         | 1      | 6      |
| LaDarrien Williams                  | 1      | 4      |
| Duran Porter                        | 2      | 2      |
| Parker Wentz                        | --     | 2      |
| Austin Cooke                        | 1      | 3      |
| Harrison Hawkins                    | --     | 1      |
| Michael Grant                       | 1      | 1      |
| Christian Albright                  | 1      | 1      |
| <b>Double Doubles</b>               |        |        |
| Austin Cooke                        | 1      | 2      |
| LaDarrien Williams                  | 1      | 1      |
| Parker Wentz                        | --     | 1      |

**Complete Games  
(40 minutes of Regulation)**

|              |    |   |
|--------------|----|---|
| Parker Wentz | -- | 6 |
| Austin Cooke | -- | 1 |

**Starters Vs. Bench**

|                 | ACU<br>Starter<br>Pts. | Opp.<br>Starter<br>Pts. | ACU<br>Bench<br>Pts. | Opp.<br>Bench<br>Pts. |
|-----------------|------------------------|-------------------------|----------------------|-----------------------|
| Hillsdale       | 45                     | 36                      | 56                   | 25                    |
| Tulsa           | 33                     | 43                      | 6                    | 22                    |
| Duquesne        | 63                     | 35                      | 18                   | 67                    |
| Jarvis          | 43                     | 47                      | 48                   | 18                    |
| UC-River.       | 38                     | 63                      | 18                   | 13                    |
| Sac. State      | 57                     | 49                      | 15                   | 12                    |
| Houston         | 44                     | 53                      | 15                   | 18                    |
| NNMC            | 47                     | 27                      | 29                   | 21                    |
| Loy-Chi.        | 27                     | 40                      | 17                   | 43                    |
| Boise St.       | 25                     | 41                      | 8                    | 36                    |
| SC State        | 43                     | 36                      | 22                   | 23                    |
| UAPB            | 39                     | 48                      | 30                   | 13                    |
| GCU             | 60                     | 64                      | 21                   | 19                    |
| UCA             | 61                     | 61                      | 26                   | 9                     |
| Nicholls        | 50                     | 33                      | 21                   | 21                    |
| NW State        | 70                     | 56                      | 25                   | 25                    |
| SFA             | 31                     | 55                      | 33                   | 27                    |
| McN St.         |                        |                         |                      |                       |
| UIW             |                        |                         |                      |                       |
| SHSU            |                        |                         |                      |                       |
| Lamar           |                        |                         |                      |                       |
| HBU             |                        |                         |                      |                       |
| SE La.          |                        |                         |                      |                       |
| Lamar           |                        |                         |                      |                       |
| SHSU            |                        |                         |                      |                       |
| SE La.          |                        |                         |                      |                       |
| TAMCC           |                        |                         |                      |                       |
| UNO             |                        |                         |                      |                       |
| HBU             |                        |                         |                      |                       |
| UIW             |                        |                         |                      |                       |
| TAMCC           |                        |                         |                      |                       |
| <b>Totals</b>   | <b>776</b>             | <b>787</b>              | <b>408</b>           | <b>412</b>            |
| <b>Avg. ppg</b> | <b>45.6</b>            | <b>46.3</b>             | <b>24.0</b>          | <b>24.2</b>           |

**Home-Away-Neutral**

| Category           | H     | A     | N    |
|--------------------|-------|-------|------|
| Record             | 6-2   | 1-6   | 0-2  |
| Points Per Game    | 80.4  | 58.1  | 67.0 |
| Points Allowed     | 67.9  | 76.6  | 60.0 |
| Point Differential | +12.5 | -18.5 | +7.0 |
| FG%                | 45.3  | 36.2  | 47.5 |
| 3FG%               | 42.9  | 35.8  | 40.9 |
| FT%                | 77.7  | 78.4  | 64.7 |
| Opponent FG%       | 43.1  | 52.7  | 38.8 |
| Opponent 3FG%      | 31.3  | 46.1  | 26.5 |
| Opponent FT%       | 68.1  | 69.0  | 79.5 |
| Rebound Avg.       | 35.1  | 26.0  | 27.5 |
| Opp. Rebound Avg.  | 34.9  | 39.0  | 34.0 |
| Rebound Margin     | +0.2  | -13.0 | -6.5 |
| Fouls Per Game     | 23.0  | 19.6  | 21.0 |
| Assists Per Game   | 16.5  | 10.7  | 14.5 |
| Turnovers Per Game | 13.5  | 10.6  | 16.0 |
| Steals Per Game    | 7.9   | 6.7   | 7.0  |
| Blocks Per Game    | 1.4   | 1.3   | 1.0  |

**ACU 's Record When It ...**

|                                       |     |
|---------------------------------------|-----|
| Plays at home                         | 6-2 |
| Plays on the road                     | 1-6 |
| Plays at a neutral site               | 2-0 |
| Leads at the half                     | 8-2 |
| Trails at the half                    | 1-6 |
| Leads with 2:00 left in regulation    | 9-1 |
| Trails with 2:00 left in regulation   | 0-7 |
| Tied with 2:00 left in regulation     | 0-0 |
| Shoots 50% or better                  | 5-1 |
| Shoots less than 50%                  | 4-7 |
| Opponent shoots 50% or better         | 0-4 |
| Shoots better than opponent           | 8-0 |
| Shoots worse than opponent            | 1-8 |
| Makes more FT than opponent           | 3-1 |
| Makes equal or less FT                | 6-7 |
| Outrebounded opponent                 | 6-1 |
| Is outrebounded                       | 3-7 |
| Commits more TO's than opponent       | 3-0 |
| Commits equal or less TO's than opp   | 6-8 |
| Scores more or equal bench points     | 8-3 |
| Scores less bench points              | 1-5 |
| Plays a nationally ranked team        | 0-0 |
| Plays on national/regional television | 0-3 |
| Plays on Friday, Saturday, Sunday     | 3-5 |
| Plays on weeknight                    | 6-3 |
| Margin is 5 points or fewer           | 0-1 |
| Margin is between 6 and 10            | 2-0 |
| Margin is between 11 and 20           | 4-3 |
| Margin is between 21 and 30           | 2-2 |
| Margin is between 31 and 40           | 1-1 |
| Margin is more than 40                | 0-1 |
| Scores 59 points or fewer             | 0-5 |
| Scores between 60 and 69              | 2-1 |
| Scores between 70 and 79              | 3-0 |
| Scores between 80 and 89              | 1-2 |
| Scores 90 points or more              | 3-0 |
| Holds opponent to fewer than 40       | 0-0 |
| Holds opponent to fewer than 50       | 1-0 |
| Holds opponent to fewer than 60       | 1-0 |
| Holds opponent to fewer than 70       | 5-1 |
| Opponent scores 70 or more            | 2-7 |

## 2014-15 Abilene Christian Game Results & Leaders

| Date    | Opponent                    | Result    | Att.  | Scoring Leader                           | Rebounds Leader                          | Assists Leader        |
|---------|-----------------------------|-----------|-------|--|--|-----------------------|
| Nov. 14 | Hillsdale Free Will Baptist | W, 101-61 | 825   | Parker Wentz, 23                         | Austin Cooke, 12                         | Jalen Little, 6       |
| Nov. 19 | at Tulsa                    | L, 65-39  | 3,829 | Austin Cooke, 12                         | Duran Porter, 6                          | Jalen Little, 4       |
| Nov. 22 | vs. Duquesne                | L, 102-81 | 2,125 | Parker Wentz, 31                         | Austin Cooke, 7                          | Jalen Little, 3       |
| Nov. 25 | vs. Jarvis Christian        | W, 91-65  | 475   | Harrison Hawkins, 14                     | Christian Albright, 9                    | K.J. Maura, 4         |
| Nov. 29 | at Cal.-Riverside           | L, 76-56  | 183   | Parker Wentz, 15                         | Michael Grant, 4                         | K.J. Maura, 4         |
| Dec. 4  | vs. Sacramento State        | W, 72-61  | 2,215 | LaDarrien Williams, 24                   | Austin Cooke, 10                         | Jalen Little, 7       |
| Dec. 6  | at Houston                  | L, 71-59  | 2,007 | Parker Wentz, 18                         | Christian Albright, 10                   | Jalen Little, 4       |
| Dec. 13 | vs. Northern New Mexico     | W, 76-48  | 1,013 | Parker Wentz, 18                         | Cooke, Grant, Albright, 6                | Jalen Little, 5       |
| Dec. 17 | at Loyola-Chicago           | L, 83-44  | 1,015 | Austin Cooke, 14                         | Isaiah Tripp, 4                          | LaDarrien Williams, 4 |
| Dec. 20 | at Boise State              | L, 77-33  | 3,083 | Austin Cooke, 11                         | Austin Cooke, 6                          | Harrison Hawkins, 2   |
| Dec. 22 | vs. South Carolina State    | W, 65-59  | 500   | LaDarrien Williams, 16                   | Austin Cooke, 6                          | Harrison Hawkins, 5   |
| Dec. 23 | vs. Arkansas-Pine Bluff     | W, 69-61  | 1,700 | Parker Wentz, 16                         | Austin Cooke, 8                          | K.J. Maura, 5         |
| Dec. 28 | at Grand Canyon             | L, 83-81  | 3,968 | Harrison Hawkins, 26                     | LaDarrien Williams, 7                    | Jalen Little, 3       |
| Jan. 3  | vs. Central Arkansas        | W, 87-70  | 614   | Harrison Hawkins, 22<br>Austin Cooke, 22 | LaDarrien Williams, 7                    | Jalen Little, 7       |
| Jan. 10 | vs. Nicholls                | W, 71-54  | 540   | Harrison Hawkins, 20                     | LaDarrien Williams, 12                   | Jalen Little, 5       |
| Jan. 13 | at Northwestern State       | W, 95-81  | 1,525 | Harrison Hawkins, 31                     | Harrison Hawkins, 6                      | LaDarrien Williams, 6 |
| Jan. 17 | vs. Stephen F. Austin       | L, 82-64  | 2,874 | Austin Cooke, 10                         | Austin Cooke, 4<br>LaDarrien Williams, 4 | Jalen Little, 4       |
| Jan. 20 | at McNeese State            |           |       |  |  |                       |
| Jan. 24 | vs. Incarnate Word          |           |       |  |  |                       |
| Jan. 26 | vs. Sam Houston State       |           |       |  |  |                       |
| Jan. 31 | at Lamar                    |           |       |  |  |                       |
| Feb. 2  | at Houston Baptist          |           |       |  |  |                       |
| Feb. 7  | vs. Southeastern Louisiana  |           |       |  |  |                       |
| Feb. 9  | vs. Lamar (in Garland)      |           |       |  |  |                       |
| Feb. 16 | at Sam Houston State        |           |       |  |  |                       |
| Feb. 21 | at Southeastern La.         |           |       |  |  |                       |
| Feb. 24 | vs. A&M-Corpus Christi      |           |       |  |  |                       |
| Feb. 28 | at New Orleans              |           |       |  |  |                       |
| March 3 | vs. Houston Baptist         |           |       |  |  |                       |
| March 5 | at Incarnate Word           |           |       |  |  |                       |
| March 7 | at A&M-Corpus Christi       |           |       |  |  |                       |

## 2014-15 Starting Lineups

| Date    | Opponent                    | Starting Lineup |              |                    |              |                    | Lineup Record (Overall) |
|---------|-----------------------------|-----------------|--------------|--------------------|--------------|--------------------|-------------------------|
|         |                             | Guard           | Guard        | Guard              | Forward      | Post               |                         |
| Nov. 14 | Hillsdale Free Will Baptist | Parker Wentz    | Jalen Little | Harrison Hawkins   | Austin Cooke | Riley Payne        | 1-0 (1-0)               |
| Nov. 19 | at Tulsa                    | Parker Wentz    | Jalen Little | Harrison Hawkins   | Austin Cooke | Duran Porter       | 0-1 (1-1)               |
| Nov. 22 | vs. Duquesne                | Parker Wentz    | Jalen Little | Harrison Hawkins   | Austin Cooke | Christian Albright | 0-1 (1-2)               |
| Nov. 25 | vs. Jarvis Christian        | Parker Wentz    | Jalen Little | LaDarrien Williams | Austin Cooke | Christian Albright | 1-0 (2-2)               |
| Nov. 29 | at Cal.-Riverside           | Parker Wentz    | Jalen Little | LaDarrien Williams | Austin Cooke | Christian Albright | 1-1 (2-3)               |
| Dec. 4  | vs. Sacramento State        | Parker Wentz    | Jalen Little | LaDarrien Williams | Austin Cooke | Christian Albright | 2-1 (3-3)               |
| Dec. 6  | at Houston                  | Parker Wentz    | Jalen Little | LaDarrien Williams | Austin Cooke | Christian Albright | 2-2 (3-4)               |
| Dec. 13 | vs. Northern New Mexico     | Parker Wentz    | Jalen Little | LaDarrien Williams | Austin Cooke | Christian Albright | 3-2 (4-4)               |
| Dec. 17 | at Loyola-Chicago           | Parker Wentz    | Jalen Little | LaDarrien Williams | Austin Cooke | Duran Porter       | 0-1 (4-5)               |
| Dec. 20 | at Boise State              | Parker Wentz    | Jalen Little | LaDarrien Williams | Austin Cooke | Christian Albright | 4-2 (4-6)               |
| Dec. 22 | vs. South Carolina State    | Parker Wentz    | Jalen Little | Harrison Hawkins   | Austin Cooke | Christian Albright | 1-1 (5-6)               |
| Dec. 23 | vs. Arkansas-Pine Bluff     | Parker Wentz    | Jalen Little | Harrison Hawkins   | Austin Cooke | Christian Albright | 2-1 (6-6)               |
| Dec. 28 | at Grand Canyon             | Parker Wentz    | Jalen Little | Harrison Hawkins   | Austin Cooke | Christian Albright | 2-2 (6-7)               |
| Jan. 3  | vs. Central Arkansas        | Parker Wentz    | Jalen Little | Harrison Hawkins   | Austin Cooke | Christian Albright | 3-2 (7-7, 1-0)          |
| Jan. 10 | vs. Nicholls                | Parker Wentz    | Jalen Little | Harrison Hawkins   | Austin Cooke | Riley Payne        | 2-0 (8-7, 2-0)          |
| Jan. 13 | at Northwestern State       | Parker Wentz    | Jalen Little | Harrison Hawkins   | Austin Cooke | Riley Payne        | 3-0 (9-7, 3-0)          |
| Jan. 17 | vs. Stephen F. Austin       | Parker Wentz    | Jalen Little | Harrison Hawkins   | Austin Cooke | Riley Payne        | 3-1 (9-8, 3-1)          |
| Jan. 20 | at McNeese State            |                 |              |                    |              |                    |                         |
| Jan. 24 | vs. Incarnate Word          |                 |              |                    |              |                    |                         |
| Jan. 26 | vs. Sam Houston State       |                 |              |                    |              |                    |                         |
| Jan. 31 | at Lamar                    |                 |              |                    |              |                    |                         |
| Feb. 2  | at Houston Baptist          |                 |              |                    |              |                    |                         |
| Feb. 7  | vs. Southeastern Louisiana  |                 |              |                    |              |                    |                         |
| Feb. 9  | vs. Lamar (in Garland)      |                 |              |                    |              |                    |                         |
| Feb. 16 | at Sam Houston State        |                 |              |                    |              |                    |                         |
| Feb. 21 | at Southeastern La.         |                 |              |                    |              |                    |                         |
| Feb. 24 | vs. A&M-Corpus Christi      |                 |              |                    |              |                    |                         |
| Feb. 28 | at New Orleans              |                 |              |                    |              |                    |                         |
| March 3 | vs. Houston Baptist         |                 |              |                    |              |                    |                         |
| March 5 | at Incarnate Word           |                 |              |                    |              |                    |                         |
| March 7 | at A&M-Corpus Christi       |                 |              |                    |              |                    |                         |

# 2014-15 HIGHS & LOWS

|                     |             | <b>Abilene Christian</b>  | <b>Opponent</b>   |
|---------------------|-------------|---|---|
| Total Points        | High<br>Low | 101 vs. Hillsdale<br>33 at Boise State                                | 102 by Duquesne<br>48 by Northern New Mexico                |
| Points, 1st Half    | High<br>Low | 47 vs. Hillsdale<br>19 at Tulsa, Boise State                          | 46 by Duquesne<br>18 by Northern New Mexico                 |
| Points, 2nd Half    | High<br>Low | 54 vs. Hillsdale<br>14 at Boise State                                 | 56 by Duquesne<br>30 by Northern New Mexico                 |
| FG Made             | High<br>Low | 39 vs. Hillsdale<br>11 at Boise State                                 | 34 by Duquesne<br>11 by Northern New Mexico                 |
| FG Attempted        | High<br>Low | 72 vs. Jarvis Christian<br>45 vs. Sacramento State, UAPB              | 58 by Cal-Riverside<br>42 by Loyola-Chicago                 |
| FG Percentage       | High<br>Low | 57.6 at Northwestern State<br>20.0 at Boise State                     | 64.3 by Loyola-Chicago<br>23.4 by Northern New Mexico       |
| 3-pt. FG Made       | High<br>Low | 16 at Northwestern State<br>5 at Tulsa                                | 10 by Houston, at Boise State<br>0 by Hillsdale             |
| 3-pt. FG Attempted  | High<br>Low | 31 at Houston<br>14 vs. Duquesne                                      | 22 by Houston<br>11 at Grand Canyon                         |
| 3-pt. FG Percentage | High<br>Low | 50.0 vs. Ark.-Pine Bluff<br>22.7 at Tulsa                             | 64.3 by Loyola-Chicago<br>0.00 by Hillsdale                 |
| FT Made             | High<br>Low | 25 vs. Duquesne<br>4 at Tulsa   | 29 by Hillsdale<br>5 at Boise State                         |
| FT Attempted        | High<br>Low | 32 vs. Duquesne<br>6 at Boise State                                   | 39 by Hillsdale<br>6 at Boise State                         |
| FT Percentage       | High<br>Low | 91.7 at Northwestern State<br>57.1 at Tulsa                           | 83.3 at Boise State, at Northwestern State<br>56.0 by Tulsa |
| Off. Rebounds       | High<br>Low | 19 vs. Jarvis Christian<br>4 at Grand Canyon                          | 19 by Cal-Riverside<br>5 at Grand Canyon                    |
| Def. Rebounds       | High<br>Low | 29 vs. Nicholls<br>9 at Loyola-Chicago                                | 35 by Loyola-Chicago<br>18 vs. Arkansas-Pine Bluff          |
| Total Rebounds      | High<br>Low | 43 vs. Nicholls<br>17 at Loyola-Chicago                               | 47 by Cal-Riverside<br>30 by Hillsdale                      |
| Assists             | High        | 25 vs. Jarvis Christian   | 19 at Grand Canyon  |
| Steals              | High        | 14 vs. Hillsdale  | 10 by Sacramento State                                      |
| Blocks              | High        | 3 at Cal-Riverside  | 7 by Tulsa, Houston   |
| Turnovers           | High<br>Low | 18 vs. Arkansas-Pine Bluff<br>9 at Boise State, at Northwestern State | 30 by Jarvis Christian<br>12 at Boise State                 |
| Personal Fouls      | High<br>Low | 31 vs. Hillsdale<br>12 at Boise State                                 | 27 by Duquesne<br>7 at Boise State                          |
| Points              |             | 1184  | 1199  |
| FG Made             |             | 408   | 402   |
| FG Attempted        |             | 977   | 864   |
| 3-pt. FG Made       |             | 145   | 104   |
| 3-pt. FG Attempts   |             | 366   | 283   |
| FT Made             |             | 223   | 291   |
| FT Attempted        |             | 292   | 418   |
| Rebounds            |             | 518   | 620   |
| Assists             |             | 236   | 193   |
| Steals              |             | 124   | 99  |
| Blocks              |             | 22  | 66  |



# ACU ALL-TIME 3-POINT LEADERS

## CAREER

### 3-Pointers Made

|   |            |
|---|------------|
| 1. Charles Jackson (1995-99) . . . . .          | 281        |
| 2. Rodney Lee (1999-2004) . . . . .             | 279        |
| 3. Bryan Heaps (1991-94) . . . . .              | 210        |
| 4. Corey Stone (1991-95) . . . . .              | 199        |
| 5. David Baxter (2003-05) . . . . .             | 174        |
| <b>6. Parker Wentz (2012-present) . . . . .</b> | <b>171</b> |
| 7. Jason Millwee (1992-97) . . . . .            | 154        |
| 8. Dejan Sencanski (2007-09) . . . . .          | 101        |
| 9. Howard Johnson (2000-02) . . . . .           | 101        |
| (tie) Tiago Souza (2005-07) . . . . .           | 97         |
| 11. Cameron Holson (2005-09) . . . . .          | 89         |
| 12. Hunter Cooley (1987-92) . . . . .           | 86         |
| 13. Norman Alexander (2005-07) . . . . .        | 83         |
| 14. Ryan Coleman (2000-03) . . . . .            | 82         |
| 15. Dante Adams (207-09) . . . . .              | 78         |

### 3-Pointers Attempted

|   |            |
|---|------------|
| 1. Charles Jackson (1995-99) . . . . .          | 700        |
| 2. Rodney Lee (1999-2004) . . . . .             | 687        |
| 3. Bryan Heaps (1991-94) . . . . .              | 626        |
| 4. Corey Stone (1991-95) . . . . .              | 563        |
| 5. David Baxter (2003-05) . . . . .             | 490        |
| <b>6. Parker Wentz (2012-present) . . . . .</b> | <b>396</b> |
| 7. Jason Millwee (1992-97) . . . . .            | 395        |
| 8. Tiago Souza (2005-07) . . . . .              | 284        |
| 9. Howard Johnson (2000-02) . . . . .           | 272        |
| 10. Cam Holson (2005-09) . . . . .              | 269        |
| 11. Hunter Cooley (1987-92) . . . . .           | 264        |
| (tie) Dejan Sencanski (2007-09) . . . . .       | 240        |
| 13. Ryan Coleman (2000-03) . . . . .            | 231        |
| 14. Eddie Thompson (2009-10) . . . . .          | 225        |
| 15. Norman Alexander (2005-07) . . . . .        | 205        |

## 3-Point Field Goal Percentage

### (minimum 100 attempts)

|   |             |
|---|-------------|
| <b>1. Parker Wentz (2012-present) . . . . .</b> | <b>.432</b> |
| 2. Dejan Sencanski (2007-09) . . . . .          | .421        |
| 3. Steven Meadors (1995-97) . . . . .           | .409        |
| 4. Rodney Lee (1999-2004) . . . . .             | .406        |
| 5. Norman Alexander (2005-07) . . . . .         | .405        |
| 6. Charles Jackson (1995-99) . . . . .          | .401        |
| 7. Jason Millwee (1992-97) . . . . .            | .390        |
| 8. Dante Adams (2007-09) . . . . .              | .386        |
| 9. Greg LoPour (1988-90) . . . . .              | .381        |
| 10. Howard Johnson (2000-02) . . . . .          | .371        |
| 11. Hunter Cooley (1987-92) . . . . .           | .363        |
| 12. Derrick Henley (1994-96) . . . . .          | .362        |
| 13. David Baxter (2003-05) . . . . .            | .355        |
| 14. Ryan Coleman (2000-03) . . . . .            | .355        |
| 15. Corey Stone (1991-95) . . . . .             | .353        |

## SEASON

### 3-Pointers Made

|   |    |
|---|----|
| 1. David Baxter (2004-05) . . . . .     | 94 |
| 2. Rodney Lee (2002-03) . . . . .       | 87 |
| 3. Charles Jackson (1995-96) . . . . .  | 86 |
| 4. David Baxter (2003-04) . . . . .     | 80 |
| 5. Parker Wentz (2013-14) . . . . .     | 79 |
| 6. Eddie Thompson (2009-10) . . . . .   | 77 |
| 7. Charles Jackson (1998-99) . . . . .  | 75 |
| 8. Rodney Lee (2003-04) . . . . .       | 74 |
| 9. Bryan Heaps (1992-93) . . . . .      | 73 |
| (tie) Corey Stone (1994-95) . . . . .   | 71 |
| 11. Bryan Heaps (1993-94) . . . . .     | 70 |
| 12. Bryan Heaps (1991-92) . . . . .     | 67 |
| 13. Charles Jackson (1996-97) . . . . . | 65 |
| 14. Rodney Lee (2001-02) . . . . .      | 64 |
| 15. Jason Millwee (1995-96) . . . . .   | 61 |

## 3-Pointers Attempted

|   |     |
|---|-----|
| 1. David Baxter (2004-05) . . . . .     | 267 |
| 2. Bryan Heaps (1992-93) . . . . .      | 240 |
| 3. Eddie Thompson (2009-10) . . . . .   | 225 |
| 4. David Baxter (2003-04) . . . . .     | 223 |
| 5. Charles Jackson (1995-96) . . . . .  | 214 |
| 6. Bryan Heaps (1993-94) . . . . .      | 206 |
| 7. Corey Stone (1994-95) . . . . .      | 204 |
| 8. Rodney Lee (2002-03) . . . . .       | 198 |
| 9. Rodney Lee (2003-04) . . . . .       | 192 |
| 10. Charles Jackson (1998-99) . . . . . | 185 |
| 11. Bryan Heaps (1991-92) . . . . .     | 180 |
| 12. Parker Wentz (2013-14) . . . . .    | 178 |
| 13. Charles Jackson (1996-97) . . . . . | 177 |
| 14. Corey Stone (1993-94) . . . . .     | 176 |
| 15. Tiago Souza (2005-06) . . . . .     | 154 |

## 3-Point Field Goal Percentage

### (minimum 100 attempts)

|   |      |
|---|------|
| 1. Parker Wentz (2013-14) . . . . .       | .444 |
| (tie) Charles Jackson (1997-98) . . . . . | .444 |
| 3. Rodney Lee (2002-03) . . . . .         | .440 |
| 4. Greg LoPour (1988-89) . . . . .        | .438 |
| 5. Norman Alexander (2006-07) . . . . .   | .435 |
| 6. Dejan Sencanski (2007-08) . . . . .    | .432 |
| 7. Rodney Lee (2001-02) . . . . .         | .430 |
| 8. Howard Johnson (2000-01) . . . . .     | .417 |
| 9. Steven Meadors (1996-97) . . . . .     | .412 |
| 10. Jason Millwee (1995-96) . . . . .     | .412 |
| 11. Ryan Coleman (2002-03) . . . . .      | .409 |
| 12. Dejan Sencanski (2008-09) . . . . .   | .406 |
| 13. Charles Jackson (1998-99) . . . . .   | .405 |
| 14. Derrick Henley (1995-96) . . . . .    | .404 |
| 15. Dante Adams (2008-09) . . . . .       | .399 |

# ACU ALL-TIME 100-POINT GAMES

## ACU's 100-Point Games (107)

All-time record when ACU scores 100 points: 97-10

| Season  | Opponent             | Result | Score        |           |                             |   |               |
|---------|----------------------|--------|--------------|-----------|-----------------------------|---|---------------|
| 1956-57 | Trinity              | W      | 113-86       | 1994-95   | Huston-Tillotson            | W | 118-105       |
| 1957-58 | Texas Wesleyan       | W      | 106-69       | 1995-96   | Adams State                 | W | 102-70        |
| 1959-60 | McMurry              | W      | 113-67       |           | Schriener                   | W | 116-68        |
|         | Colorado College     | W      | 109-65       |           | Huston-Tillotson            | W | 113-88        |
| 1960-61 | Howard Payne         | W      | 103-66       | 1996-97   | National Christian          | W | 128-57        |
| 1962-63 | Trinity              | W      | 101-88       |           | Ouachita Baptist            | W | 124-94        |
|         | University of Dallas | W      | 113-80       |           | Midwestern State            | L | 106-111 (ot)  |
|         | Texas-Arlington      | W      | 110-84       |           | Schreiner                   | W | 114-69        |
| 1963-64 | Howard Payne         | W      | 101-76       | 1997-98   | National Christian          | W | 119-71        |
|         | Arkansas State       | W      | 108-76       |           | Concordia                   | W | 106-64        |
|         | Tarleton State       | W      | 102-76       |           | Harding                     | W | 101-100       |
|         | Texas-Arlington      | W      | 107-86       |           | Ouachita Baptist            | W | 105-67        |
|         | Texas Wesleyan       | W      | 105-94       |           | Houston Baptist             | W | 106-89        |
|         | McMurry              | W      | 107-89       |           | East Texas Baptist          | W | 123-57        |
| 1968-69 | Tarleton State       | W      | 105-73       |           | Cal State-East Bay          | W | 111-101       |
| 1971-72 | Tarleton State       | W      | 101-76       | 1998-99   | Western New Mexico          | W | 102-97        |
|         | Angelo State         | W      | 115-69       |           | Midwestern State            | W | 108-99        |
|         | McMurry              | W      | 101-82       |           | Angelo State                | W | 102-98        |
|         | Pan-American         | W      | 109-92       |           | Central Oklahoma            | L | 129-134       |
| 1972-73 | Savannah State       | W      | 103-81       |           | Missouri Western            | W | 108-88        |
| 1973-74 | Wayland Baptist      | W      | 109-94       | 1999-2000 | St. Edward's                | W | 102-79        |
|         | Northern Colorado    | W      | 101-95       |           | Western New Mexico          | W | 113-81        |
| 1975-76 | NW Oklahoma          | W      | 101-76       |           | Eastern New Mexico          | W | 108-71        |
|         | Texas Lutheran       | L      | 103-105      |           | West Texas A&M              | W | 102-96 (3 ot) |
|         | Sul Ross State       | W      | 104-83       |           | Central Oklahoma            | L | 103-108       |
| 1976-77 | Paul Quinn College   | W      | 130-80       | 2001-02   | Sul Ross State              | W | 100-69        |
|         | Dallas Baptist       | W      | 104-90       |           | Angelo State                | W | 114-105       |
|         | Panhandle State      | W      | 110-92       | 2002-03   | St. Edward's                | W | 120-78        |
| 1977-78 | Paul Quinn College   | W      | 111-100      | 2003-04   | St. Edward's                | W | 102-90        |
|         | Wayland Baptist      | W      | 112-89       |           | Dallas Christian            | W | 115-62        |
|         | Tarleton State       | W      | 110-77       | 2004-05   | Dallas Christian            | W | 110-79        |
|         | Sul Ross State       | W      | 114-81       |           | Angelo State                | W | 101-94        |
| 1979-80 | St. Edward's         | W      | 100-76       | 2006-07   | Concordia-Austin            | W | 116-114       |
| 1982-83 | Texas A&M-Kingsville | W      | 104-86       | 2007-08   | Texas-Permian Basin         | W | 101-79        |
| 1983-84 | Eastern New Mexico   | L      | 100-114      |           | Dallas Baptist              | W | 101-81        |
|         | Sul Ross State       | W      | 104-74       |           | Dallas Baptist              | W | 109-86        |
|         | Texas A&M-Kingsville | W      | 110-93       |           | Cameron                     | W | 107-98        |
| 1984-85 | Texas A&M-Commerce   | W      | 121-97       | 2008-09   | Texas A&M-Commerce          | W | 102-90        |
|         | Our Lady of the Lake | W      | 100-64       |           | SW Oklahoma State           | W | 108-98 (2 ot) |
|         | Howard Payne         | W      | 101-82       | 2009-10   | East Central                | W | 102-70        |
|         | Panhandle State      | W      | 108-76       |           | Baptist Bible College       | W | 116-74        |
|         | Wabash               | W      | 102-92       |           | Hillsdale Free Will Baptist | W | 104-49        |
|         | Mary Hardin-Baylor   | W      | 100-72       | 2013-14   | Dallas Christian            | W | 108-69        |
| 1985-86 | Newman, Kan.         | W      | 107-93       |           | Southwest Adventist         | W | 124-57        |
| 1987-88 | Texas College        | W      | 118-89       | 2014-15   | Hillsdale Free Will Baptist | W | 101-61        |
|         | Central Oklahoma     | W      | 103-86       |           |                             |   |               |
| 1988-89 | Emporia State        | W      | 100-99*      |           |                             |   |               |
| 1989-90 | Mary Hardin-Baylor   | L      | 101-119      |           |                             |   |               |
|         | Mary Hardin-Baylor   | W      | 106-93       |           |                             |   |               |
| 1991-92 | Mid-America Bible    | W      | 108-70       |           |                             |   |               |
|         | Mary Hardin-Baylor   | W      | 114-81       |           |                             |   |               |
|         | Central Oklahoma     | W      | 109-105      |           |                             |   |               |
|         | Cameron              | W      | 106-87       |           |                             |   |               |
|         | Central Oklahoma     | L      | 101-120      |           |                             |   |               |
| 1992-93 | Concordia            | W      | 114-109 (ot) |           |                             |   |               |
|         | Central Oklahoma     | L      | 117-119      |           |                             |   |               |
|         | Central Oklahoma     | L      | 118-128      |           |                             |   |               |
|         | Cameron              | W      | 108-80       |           |                             |   |               |
| 1993-94 | Concordia-Austin     | W      | 101-69       |           |                             |   |               |
|         | Nebraska-Kearney     | L      | 102-119      |           |                             |   |               |
|         | Central Oklahoma     | W      | 107-101      |           |                             |   |               |
|         | Central Oklahoma     | W      | 103-96       |           |                             |   |               |



# HEAD COACH JOE GOLDING

~ FOURTH YEAR AT ABILENE CHRISTIAN ~

SCHOOL RECORD: 44-58 (.431) | CAREER RECORD: 44-58 (.431)

**Hometown:** Wichita Falls, Texas | **Family:** Wife, Amanda; Sons, Cason and Chase

**Degree:** Bachelor of Science in Exercise and Sports Science (Abilene Christian, 1999)

Former Abilene Christian letterman and assistant basketball coach Joe Golding is at the start of his fourth season as the head men's basketball coach at his alma mater. He was hired July 18, 2011, by his former teammate, former ACU director of athletics Jared Mosley.

Last year in the Wildcats' first season at the NCAA Division I level, Golding led ACU to an 11-20 mark against one of the toughest schedules in the nation. The Wildcats hit the road to play Duquesne, St. Bonaventure, Maryland, Iowa, TCU, Xavier and Towson all in the season's first month.

The Wildcats were 2-12 in Southland Conference play, but lost four games by four points or less and another three games by eight points or less. ACU also led the Terrapins of Maryland through the game's first 28 minutes before finally falling to the 2002 NCAA national champion.

Golding's Wildcats won 12 games for the second consecutive year in 2012-13, but were 6-2 against non-conference teams and improved on their standing within the Lone Star Conference. And even though the 2012-13 squad posted the same scoring average (71.5 ppg) as Golding's first ACU team, the Wildcats became much better overall at shooting (.460) and rebounding (35.5) while reducing their number of turnovers.

ACU finished its final year as a NCAA D-II program ranked 14th in 3-point field goal percentage (.404) and 23rd in rebounding margin (+5.8) thanks to efforts of seniors Eric Lawton and Steven Werner. Lawton, who averaged 17.3 points and 4.5 assists per game, was voted second team all-Lone Star Conference and earned the Wildcats' first and only Newcomer of the Year award. He also ranked seventh nationally with a .459 (67-146) 3-point field goal percentage.

Before returning to Abilene, Golding coached the previous three seasons for head coach Steve Shields at Arkansas-Little Rock, helping the Trojans to the Sun Belt Conference title and an appearance in the NCAA Division I national tournament. In addition to his normal coaching duties – which included working with the UALR guards – Golding was the Trojan's recruiting coordinator.

Golding joined the UALR coaching staff on July 1, 2008, bringing with him nine years of coaching experience at the junior college and high school levels. Prior to joining the Trojans, Golding spent three seasons (2005-08) as the top assistant to head coach Jason Copeland at Abilene Christian, where his primary duties included recruiting, scouting and on-floor coaching. A former point guard at ACU from 1994-98, he was also responsible for coaching the Wildcat guards.

In 2007-08, Golding helped guide the Wildcats to a 20-9 record, marking the program's first 20-win season since the 1998-99 campaign. The 2007-08 ACU squad qualified for the Lone Star

Conference Tournament for the first time since 1998, Golding's senior season. In addition, ACU had three guards earn all-LSC South Division honors in Corwin Ragland, Dejan Sencanski and Brandon Callahan, marking the first time since the 1985-86 season that ACU had more than one player on the all-conference team. Ragland was also named NABC Second Team All-South Central Region after averaging 17.1 points per game.

Golding was a four-year letterwinner at ACU from 1994-98, playing in all 108 games, and was given the Teague Point Guard Award as a senior. He shot 46 percent from the floor over his four-year career, and averaged 4.3 points and 4.2 assists per game. Upon graduating from ACU with a bachelor's degree in exercise and sport science in May of 1999, Golding got his first coaching job as a varsity assistant at South Garland High School, where he helped the team to back-to-back Class 5A playoff appearances.

He spent the 2001-02 season as an assistant coach at Seminole Junior College before taking the head coaching job at Sachse High School. In the program's first years at the 5A level, Golding led the team to a 15-14 record in 2002-03 and an 18-10 mark in 2003-04. Prior to returning to Abilene Christian in 2005, Golding spent the 2004-05 season as an assistant coach at Collin County Community College.

Golding and his wife, Amanda, have been married for nine years and have two sons, Cason and Chase.

## Joe Golding Year-By-Year

| Years                   | School          | Record             | Postseason   |
|-------------------------|-----------------|--------------------|--------------|
| 1999-2000               | Assistant Coach | South Garland HS   |              |
| 2000-01                 | Assistant Coach | South Garland HS   |              |
| 2002-03                 | Head Coach      | Sachse HS          | 15-14        |
| 2003-04                 | Head Coach      | Sachse HS          | 18-10        |
| 2004-05                 | Assistant Coach | Collin County C.C. |              |
| 2005-06                 | Assistant Coach | Abilene Christian  |              |
| 2006-07                 | Assistant Coach | Abilene Christian  |              |
| 2007-08                 | Assistant Coach | Abilene Christian  |              |
| 2008-09                 | Assistant Coach | Ark.-Little Rock   |              |
| 2009-10                 | Assistant Coach | Ark.-Little Rock   |              |
| 2010-11                 | Assistant Coach | Ark.-Little Rock   |              |
| 2011-12                 | Head Coach      | Abilene Christian  | 12-16        |
| 2012-13                 | Head Coach      | Abilene Christian  | 12-14        |
| 2013-14                 | Head Coach      | Abilene Christian  | 11-20        |
| 2014-15                 | Head Coach      | Abilene Christian  | 9-8          |
| <b>Collegiate Total</b> |                 |                    | <b>44-58</b> |



# #0 RILEY PAYNE

6-5 | 205 | SOPH. | F | IDALOU, TEXAS / IDALOU HIGH SCHOOL

**Quick Facts:** Returns for his redshirt sophomore season in 2014-15 and will be a key contributor on the inside for the Wildcats. ... As a redshirt freshman in 2013-14, Payne played in all 31 games last season with 20 starts to his credit. ... Averaged 3.5 points and 2.5 rebounds per game for the Wildcats. ... Scored a career-high nine points in ACU's Dec. 3 win over Hillsdale Freewill Baptist and then matched that total in ACU's Feb. 15 win over Dallas Christian. ... He posted a career-high 10 rebounds in ACU's Jan. 23 home loss against Lamar.2012-13 (Redshirt): Did not play and was granted a redshirt season. ... In high school, he he was a four-year letterwinner at Idalou HS. ... Payne was part of a program that produced a four-year record of 101-28 (.783) during his tenure. ... Averaged 18.2 points, 7.4 rebounds, 4.2 assists and 2.3 steals as a senior in 2011-12, which earned him all-South Plains 2A Player of the Year honors. ... Two-year team captain. ... Scored 51 points at 2011 state tournament and was named its MVP.

## 2014-15 Game-By-Game Statistics

| Date         | Opponent            | GS | Min.     | FG-FGA     | Pct.        | 3FG-FGA     | Pct.       | FT-FTA      | Pct.        | O-D-Tot     | Avg             | PF-FO      | A           | TO       | Blk      | Stl      | Pts      | Avg       |            |
|--------------|---------------------|----|----------|------------|-------------|-------------|------------|-------------|-------------|-------------|-----------------|------------|-------------|----------|----------|----------|----------|-----------|------------|
| 11/14        | Hillsdale Baptist   | *  | 10       | 1-1        | 1.000       | 0-0         | .000       | 0-0         | .000        | 1-0--1      | 1.0             | 2-0        | 1           | 1        | 0        | 0        | 2        | 2.0       |            |
| 11/19        | at Tulsa            |    |          |            |             |             |            |             |             | dnp         |                 |            |             |          |          |          |          |           |            |
| 11/22        | Duquesne            |    | 11       | 1-3        | .333        | 0-0         | .000       | 0-1         | .000        | 0-0--0      | 0.5             | 2-0        | 1           | 0        | 0        | 0        | 2        | 2.0       |            |
| 11/25        | Jarvis Christian    |    | 2        | 1-4        | .250        | 0-0         | .000       | 2-3         | .667        | 3-1--4      | 1.7             | 3-0        | 0           | 0        | 0        | 0        | 4        | 2.7       |            |
| 11/29        | at UC-Riverside     |    | 1        | 0-0        | .000        | 0-0         | .000       | 0-0         | .000        | 0-0--0      | 1.3             | 0-0        | 0           | 0        | 0        | 0        | 0        | 2.0       |            |
| 12/04        | Sacramento St.      |    | 3        | 0-0        | .000        | 0-0         | .000       | 0-0         | .000        | 0-0--0      | 1.0             | 0-0        | 0           | 0        | 0        | 0        | 0        | 1.6       |            |
| 12/06        | at Houston          |    | 6        | 0-1        | .000        | 0-0         | .000       | 0-0         | .000        | 0-1--1      | 1.0             | 0-0        | 0           | 0        | 0        | 0        | 0        | 1.3       |            |
| 12/13        | N. New Mexico       |    | 12       | 0-1        | .000        | 0-0         | .000       | 0-0         | .000        | 0-0--0      | 0.9             | 1-0        | 1           | 0        | 0        | 0        | 0        | 1.1       |            |
| 12/17        | at Loyola-Chicago   |    | 8        | 0-2        | .000        | 0-0         | .000       | 0-0         | .000        | 1-1--2      | 1.0             | 2-0        | 0           | 1        | 0        | 0        | 0        | 1.0       |            |
| 12/20        | at Boise State      |    | 3        | 0-1        | .000        | 0-0         | .000       | 0-0         | .000        | 1-0--1      | 1.0             | 0-0        | 0           | 0        | 0        | 0        | 0        | 0.9       |            |
| 12/22        | vs. S.C. State      |    | 15       | 0-2        | .000        | 0-0         | .000       | 1-2         | .500        | 1-0--1      | 1.0             | 3-0        | 0           | 0        | 0        | 0        | 1        | 0.9       |            |
| 12/23        | vs. Ark.-Pine Bluff |    | 9        | 1-3        | .333        | 0-0         | .000       | 0-2         | .000        | 0-0--0      | 0.9             | 0-0        | 0           | 0        | 0        | 0        | 2        | 1.0       |            |
| 12/28        | at Grand Canyon     |    | 12       | 0-0        | .000        | 0-0         | .000       | 0-2         | .000        | 0-1--1      | 0.9             | 2-0        | 1           | 0        | 0        | 0        | 0        | 0.9       |            |
| 01/04        | * vs. Central Ark.  |    | 15       | 2-2        | 1.000       | 0-0         | .000       | 0-1         | .000        | 1-2--3      | 1.1             | 5-1        | 0           | 1        | 0        | 0        | 4        | 1.2       |            |
| 01/10        | * vs. Nicholls      | *  | 6        | 0-0        | .000        | 0-0         | .000       | 0-0         | .000        | 1-0--1      | 1.1             | 2-0        | 0           | 0        | 0        | 0        | 0        | 1.1       |            |
| 01/13        | * at NW State       | *  | 27       | 0-0        | .000        | 0-0         | .000       | 2-2         | 1.000       | 0-3--3      | 1.2             | 1-0        | 0           | 1        | 0        | 0        | 2        | 1.1       |            |
| 01/17        | * Stephen F. Austin | *  | 11       | 2-3        | .667        | 0-0         | .000       | 1-2         | .500        | 0-1--1      | 1.2             | 2-0        | 0           | 0        | 0        | 0        | 5        | 1.4       |            |
| 01/20        | * at McNeese St.    |    |          |            |             |             |            |             |             |             |                 |            |             |          |          |          |          |           |            |
| 01/24        | * Incarnate Word    |    |          |            |             |             |            |             |             |             |                 |            |             |          |          |          |          |           |            |
| 01/26        | * Sam Houston St.   |    |          |            |             |             |            |             |             |             |                 |            |             |          |          |          |          |           |            |
| 01/31        | * at Lamar          |    |          |            |             |             |            |             |             |             |                 |            |             |          |          |          |          |           |            |
| 02/02        | * at Hou. Baptist   |    |          |            |             |             |            |             |             |             |                 |            |             |          |          |          |          |           |            |
| 02/07        | * SE Louisiana      |    |          |            |             |             |            |             |             |             |                 |            |             |          |          |          |          |           |            |
| 02/09        | * vs. Lamar         |    |          |            |             |             |            |             |             |             |                 |            |             |          |          |          |          |           |            |
| 02/16        | * at Sam Houston    |    |          |            |             |             |            |             |             |             |                 |            |             |          |          |          |          |           |            |
| 02/21        | * at SE Louisiana   |    |          |            |             |             |            |             |             |             |                 |            |             |          |          |          |          |           |            |
| 02/24        | * TAMCC             |    |          |            |             |             |            |             |             |             |                 |            |             |          |          |          |          |           |            |
| 02/28        | * at New Orleans    |    |          |            |             |             |            |             |             |             |                 |            |             |          |          |          |          |           |            |
| 03/03        | * Houston Baptist   |    |          |            |             |             |            |             |             |             |                 |            |             |          |          |          |          |           |            |
| 03/05        | * at Incarnate Word |    |          |            |             |             |            |             |             |             |                 |            |             |          |          |          |          |           |            |
| 03/07        | * at TAMCC          |    |          |            |             |             |            |             |             |             |                 |            |             |          |          |          |          |           |            |
| <b>Total</b> |                     |    | <b>4</b> | <b>161</b> | <b>8-23</b> | <b>.348</b> | <b>0-0</b> | <b>.000</b> | <b>6-15</b> | <b>.400</b> | <b>9-10--19</b> | <b>1.2</b> | <b>25-1</b> | <b>4</b> | <b>4</b> | <b>0</b> | <b>0</b> | <b>22</b> | <b>1.4</b> |

## INDIVIDUAL SINGLE-GAME HIGHS

**Points**  
9 vs. Hillsdale Free Will, Dec. 3, 2013

**Rebounds**  
10 vs. Lamar, Jan. 23, 2014

**Assists**  
5 vs. Dallas Christian, Feb. 15, 2014

**Steals**  
3 vs. SW Adventist, Feb. 22, 2014

**Blocks**  
1 (3x), last vs. Dallas Christian, Feb. 15, 2014

**FG Made**  
4 (2x) last vs. Dallas Christian, Feb. 15, 2014

**FG Attempts**  
6 (2x) last vs. Dallas Christian, Feb. 15, 2014

**3FG Made**  
None


**3FG Attempts**  
None

**FT Made**  
7 vs. Open Bible College, Dec. 30, 2013

**FT Attempts**  
8 vs. Open Bible College, Dec. 30, 2013

## Career Statistics

| (Cl.)        | Year  | GP-GS        | Min-Avg.        | FG-FGA        | Pct.        | 3FG-FGA    | Pct.        | FT-FTA       | Pct.        | O-D-Tot          | Avg        | PF-FO        | A         | TO        | Blk      | Stl       | Pts        | Avg        |
|--------------|-------|--------------|-----------------|---------------|-------------|------------|-------------|--------------|-------------|------------------|------------|--------------|-----------|-----------|----------|-----------|------------|------------|
| (Fr.)        | 13-14 | 31-20        | 582-18.8        | 39-81         | .481        | 0-0        | .000        | 32-44        | .727        | 30-48--78        | 2.5        | 88-6         | 24        | 33        | 3        | 18        | 110        | 3.5        |
| (So.)        | 14-15 | 16-4         | 161-10.1        | 8-23          | .348        | 0-0        | .000        | 6-15         | .400        | 9-10--19         | 1.2        | 25-1         | 4         | 4         | 0        | 0         | 22         | 1.4        |
| <b>TOTAL</b> |       | <b>47-24</b> | <b>743-15.8</b> | <b>47-104</b> | <b>.452</b> | <b>0-0</b> | <b>.000</b> | <b>38-59</b> | <b>.644</b> | <b>39-58--97</b> | <b>2.1</b> | <b>113-7</b> | <b>28</b> | <b>37</b> | <b>3</b> | <b>18</b> | <b>132</b> | <b>2.8</b> |



# #1 LADARRIEN WILLIAMS

6-0 | 180 | SR. | G | AUSTIN, TEXAS (COASTAL BEND JC)

**Quick Facts:** Returns for his senior season after missing the final 15 games of the 2013-14 season because of injury. ... In 2013-14, Williams played in just 15 games before suffering a season-ending lower leg injury during ACU's double-overtime loss at Southeastern Louisiana on Jan. 11. ... Williams was ACU's leading scorer at the time of his injury and played 47 minutes, scoring a career-high 30 points while playing with the leg injury in the loss to the Lions. ... He missed the Wildcats' last 16 games and underwent off-season surgery to correct the problem. ... He scored in double figures in 9 of 16 games, including the career-high 30-point game against Southeastern Louisiana. ... Williams was a four-year letterwinner at Manor HS where played both football and basketball. ... All-time leading scorer in basketball at Manor HS. ... As a sophomore in 2008, Williams ran for 972 yards for the football team. ... As a junior in 2009-10, he was the district MVP and all-CenTex first team in basketball.

## 2014-15 Game-By-Game Statistics

| Date         | Opponent            | GS       | Min.       | FG-FGA        | Pct.        | 3FG-FGA      | Pct.        | FT-FTA       | Pct.        | O-D-Tot          | Avg        | PF-FO       | A         | TO        | Blk      | Stl       | Pts        | Avg         |
|--------------|---------------------|----------|------------|---------------|-------------|--------------|-------------|--------------|-------------|------------------|------------|-------------|-----------|-----------|----------|-----------|------------|-------------|
| 11/14        | Hillsale Baptist    |          | 17         | 7-10          | .700        | 1-3          | .333        | 1-1          | 1.000       | 0-3--3           | 3.0        | 2-0         | 1         | 1         | 0        | 0         | 16         | 16.0        |
| 11/19        | at Tulsa            |          | 19         | 1-5           | .200        | 0-2          | .000        | 0-0          | .000        | 0-2--2           | 2.5        | 2-0         | 0         | 2         | 0        | 1         | 2          | 9.0         |
| 11/22        | Duquesne            |          | 18         | 2-8           | .250        | 0-1          | .000        | 2-2          | 1.000       | 2-1--3           | 2.7        | 4-0         | 2         | 0         | 0        | 2         | 6          | 8.0         |
| 11/25        | Jarvis Christian    | *        | 23         | 2-6           | .333        | 1-3          | .333        | 0-0          | .000        | 3-4--7           | 3.8        | 2-0         | 2         | 1         | 0        | 1         | 5          | 7.3         |
| 11/29        | at UC-Riverside     | *        | 20         | 4-8           | .500        | 3-4          | .750        | 2-2          | 1.000       | 1-0-1            | 3.2        | 0-0         | 0         | 2         | 0        | 2         | 13         | 8.4         |
| 12/04        | Sacramento State    | *        | 32         | 6-10          | .600        | 3-5          | .600        | 9-10         | .900        | 1-2--3           | 3.2        | 4-0         | 3         | 4         | 0        | 0         | 24         | 11.0        |
| 12/06        | at Houston          | *        | 31         | 6-15          | .400        | 1-4          | .250        | 2-2          | 1.000       | 1-4--5           | 3.4        | 1-0         | 2         | 3         | 0        | 1         | 15         | 11.6        |
| 12/13        | N. New Mexico       | *        | 24         | 4-11          | .364        | 0-1          | .000        | 1-1          | 1.000       | 1-1--2           | 3.3        | 4-0         | 3         | 1         | 0        | 2         | 9          | 11.3        |
| 12/17        | at Loyola-Chicago   | *        | 23         | 1-6           | .167        | 0-3          | .000        | 3-3          | 1.000       | 0-1--1           | 3.0        | 2-0         | 4         | 1         | 0        | 1         | 5          | 10.6        |
| 12/20        | at Boise State      | *        | 4          | 0-3           | .000        | 0-1          | .000        | 0-0          | .000        | 2-0--2           | 2.9        | 2-0         | 0         | 0         | 0        | 0         | 0          | 9.5         |
| 12/22        | vs. S.C. State      |          | 22         | 5-13          | .385        | 2-5          | .400        | 4-4          | 1.000       | 1-3--4           | 3.0        | 3-0         | 1         | 2         | 0        | 1         | 16         | 10.1        |
| 12/23        | vs. Ark.-Pine Bluff |          | 28         | 6-11          | .545        | 1-4          | .250        | 2-3          | .667        | 1-4--5           | 3.2        | 3-0         | 1         | 1         | 1        | 2         | 15         | 10.5        |
| 12/28        | at Grand Canyon     |          | 29         | 7-15          | .467        | 1-5          | .200        | 0-0          | .000        | 1-6--7           | 3.5        | 5-1         | 1         | 3         | 0        | 1         | 15         | 10.8        |
| 01/04        | * vs. Central Ark.  |          | 25         | 6-12          | .500        | 2-3          | .667        | 2-2          | 1.000       | 2-5--7           | 3.7        | 3-0         | 2         | 5         | 0        | 2         | 16         | 11.2        |
| 01/10        | * vs. Nicholls      |          | 18         | 2-8           | .250        | 1-3          | .333        | 5-6          | .833        | 2-10--12         | 4.3        | 0-0         | 1         | 5         | 0        | 0         | 10         | 11.1        |
| 01/13        | * at NW State       |          | 25         | 9-15          | .600        | 2-4          | .500        | 0-0          | .000        | 0-5--5           | 4.3        | 4-0         | 6         | 0         | 0        | 2         | 20         | 11.7        |
| 01/17        | * Stephen F. Austin |          | 26         | 3-10          | .300        | 1-2          | .500        | 2-2          | 1.000       | 2-2--4           | 4.3        | 1-0         | 2         | 4         | 1        | 2         | 9          | 11.5        |
| 01/20        | * at McNeese St.    |          |            |               |             |              |             |              |             |                  |            |             |           |           |          |           |            |             |
| 01/24        | * Incarnate Word    |          |            |               |             |              |             |              |             |                  |            |             |           |           |          |           |            |             |
| 01/26        | * Sam Houston St.   |          |            |               |             |              |             |              |             |                  |            |             |           |           |          |           |            |             |
| 01/31        | * at Lamar          |          |            |               |             |              |             |              |             |                  |            |             |           |           |          |           |            |             |
| 02/02        | * at Hou. Baptist   |          |            |               |             |              |             |              |             |                  |            |             |           |           |          |           |            |             |
| 02/07        | * SE Louisiana      |          |            |               |             |              |             |              |             |                  |            |             |           |           |          |           |            |             |
| 02/09        | * vs. Lamar         |          |            |               |             |              |             |              |             |                  |            |             |           |           |          |           |            |             |
| 02/16        | * at Sam Houston    |          |            |               |             |              |             |              |             |                  |            |             |           |           |          |           |            |             |
| 02/21        | * at SE Louisiana   |          |            |               |             |              |             |              |             |                  |            |             |           |           |          |           |            |             |
| 02/24        | * TAMCC             |          |            |               |             |              |             |              |             |                  |            |             |           |           |          |           |            |             |
| 02/28        | * at New Orleans    |          |            |               |             |              |             |              |             |                  |            |             |           |           |          |           |            |             |
| 03/03        | * Houston Baptist   |          |            |               |             |              |             |              |             |                  |            |             |           |           |          |           |            |             |
| 03/05        | * at Incarnate Word |          |            |               |             |              |             |              |             |                  |            |             |           |           |          |           |            |             |
| 03/07        | * at TAMCC          |          |            |               |             |              |             |              |             |                  |            |             |           |           |          |           |            |             |
| <b>Total</b> |                     | <b>7</b> | <b>384</b> | <b>71-166</b> | <b>.428</b> | <b>19-53</b> | <b>.358</b> | <b>35-38</b> | <b>.921</b> | <b>20-53--73</b> | <b>4.3</b> | <b>42-1</b> | <b>31</b> | <b>35</b> | <b>2</b> | <b>20</b> | <b>196</b> | <b>11.5</b> |

## INDIVIDUAL SINGLE-GAME HIGHS

### Points

30 at Southeastern La., Jan. 11, 2014

### Rebounds

12 vs. Nicholls, Jan. 10, 2015

### Assists

8 vs. Open Bible College, Dec. 18, 2013

### Steals

3 vs. Western New Mexico, Nov. 22, 2013

### Blocks

2 vs. Bacone College, Dec. 17, 2013

### FG Made

9 (2x) last at Northwestern State, Jan. 13, 2015

### FG Attempts

26 at Southeastern La., Jan. 11, 2014

### 3FG Made

3 (2x) last vs. Sacramento State, Dec. 4, 2014

### 3FG Attempts

5 (6x) last at Grand Canyon, Dec. 28, 2014

### FT Made

10 at Southeastern La., Jan. 11, 2014

### FT Attempts

14 at Southeastern La., Jan. 11, 2014

## Career Statistics

| (Cl.)        | Year  | GP-GS        | Min-Avg.        | FG-FGA         | Pct.        | 3FG-FGA      | Pct.        | FT-FTA        | Pct.        | O-D-Tot            | Avg        | PF-FO       | A         | TO        | Blk      | Stl       | Pts        | Avg         |
|--------------|-------|--------------|-----------------|----------------|-------------|--------------|-------------|---------------|-------------|--------------------|------------|-------------|-----------|-----------|----------|-----------|------------|-------------|
| (Jr.)        | 13-14 | 16-14        | 474-29.6        | 65-175         | .371        | 14-44        | .318        | 52-73         | .712        | 12-72--84          | 5.3        | 42-4        | 62        | 34        | 4        | 19        | 196        | 12.3        |
| (Sr.)        | 14-15 | 17-7         | 384-22.6        | 71-166         | .428        | 19-53        | .358        | 35-38         | .921        | 20-53--73          | 4.3        | 42-1        | 31        | 35        | 2        | 20        | 196        | 11.5        |
| <b>TOTAL</b> |       | <b>33-21</b> | <b>858-26.0</b> | <b>136-341</b> | <b>.399</b> | <b>33-97</b> | <b>.340</b> | <b>87-111</b> | <b>.784</b> | <b>32-125--157</b> | <b>4.8</b> | <b>84-5</b> | <b>93</b> | <b>69</b> | <b>6</b> | <b>39</b> | <b>392</b> | <b>11.9</b> |



# #2 K.J. MAURA

5-7 | 150 | FR. | G | SAN JUAN, P.R. (ARLINGTON COUNTRY DAY)

**Quick Facts:** Will see time as a backup point guard as a true freshman in 2014-15. ... Played for one of the top prep teams in the country at Arlington Country Day in Florida. ... He played in 2012-13 for current ACU assistant coach Patrice Days, who was an assistant at Country Day. ... Last year as a senior in 2013-14, Maura was the starting point guard for head coach Rex Morgan's team, which finished 30-5 and won the Sunshine Independent Athletic Association with a 53-51 win over Potter's House Christian Academy. ... As a junior he averaged 10 points, 12 assists and three steals per game for a team that finished 30-4. ... A native of San Juan, Puerto Rico, Maura was the MVP at the City of Palms Tournament, which is a national showcase for some of the top high school players in the country.

## 2014-15 Game-By-Game Statistics

| Date         | Opponent            | GS | Min.       | FG-FGA       | Pct.        | 3FG-FGA     | Pct.        | FT-FTA     | Pct.         | O-D-Tot         | Avg        | PF-FO       | A         | TO        | Blk      | Stl      | Pts       | Avg        |
|--------------|---------------------|----|------------|--------------|-------------|-------------|-------------|------------|--------------|-----------------|------------|-------------|-----------|-----------|----------|----------|-----------|------------|
| 11/14        | Hillsdale Baptist   |    | 17         | 3-3          | 1.000       | 2-2         | 1.000       | 2-2        | 1.000        | 1-2--3          | 3.0        | 5-1         | 4         | 0         | 0        | 2        | 10        | 10.0       |
| 11/19        | at Tulsa            |    | 16         | 0-4          | .000        | 0-2         | .000        | 0-0        | .000         | 1-2--3          | 3.0        | 0-0         | 1         | 2         | 0        | 0        | 0         | 5.0        |
| 11/22        | Duquesne            |    | 6          | 0-0          | .000        | 0-0         | .000        | 0-0        | .000         | 0-0--0          | 2.0        | 1-0         | 1         | 0         | 0        | 0        | 0         | 3.3        |
| 11/25        | Jarvis Christian    |    | 18         | 1-4          | .250        | 0-3         | .000        | 0-0        | .000         | 0-0--0          | 1.5        | 1-0         | 4         | 3         | 0        | 1        | 2         | 3.0        |
| 11/29        | at UC-Riverside     |    | 14         | 1-3          | .333        | 0-2         | .000        | 0-0        | .000         | 0-2--2          | 1.6        | 1-0         | 4         | 2         | 0        | 0        | 2         | 2.8        |
| 12/04        | Sacramento State    |    | 5          | 0-1          | .000        | 0-0         | .000        | 0-0        | .000         | 0-0--0          | 1.3        | 0-0         | 1         | 0         | 0        | 0        | 0         | 2.3        |
| 12/06        | at Houston          |    | 2          | 0-0          | .000        | 0-0         | .000        | 0-0        | .000         | 0-0--0          | 1.1        | 1-0         | 0         | 0         | 0        | 0        | 0         | 2.0        |
| 12/13        | N. New Mexico       |    |            |              |             |             |             |            |              | dnp             |            |             |           |           |          |          |           |            |
| 12/17        | at Loyola-Chicago   |    | 11         | 0-5          | .000        | 0-2         | .000        | 0-0        | .000         | 0-1--1          | 1.1        | 0-0         | 1         | 1         | 0        | 4        | 0         | 1.8        |
| 12/20        | at Boise State      |    | 1          | 0-0          | .000        | 0-0         | .000        | 0-0        | .000         | 0-0--0          | 1.0        | 0-0         | 0         | 0         | 0        | 0        | 0         | 1.6        |
| 12/22        | vs. S.C. State      |    | 16         | 0-2          | .000        | 0-1         | .000        | 0-0        | .000         | 0-2--2          | 1.1        | 0-0         | 4         | 2         | 0        | 1        | 0         | 1.4        |
| 12/23        | vs. Ark.-Pine Bluff |    | 24         | 3-4          | .750        | 3-3         | 1.000       | 2-2        | 1.000        | 2-3--5          | 1.5        | 1-0         | 5         | 1         | 0        | 1        | 11        | 2.3        |
| 12/28        | at Grand Canyon     |    | 15         | 1-2          | .500        | 0-1         | .000        | 0-0        | .000         | 1-1--2          | 1.5        | 0-0         | 1         | 0         | 0        | 0        | 2         | 2.3        |
| 01/04        | * vs. Central Ark.  |    | 3          | 0-0          | .000        | 0-0         | .000        | 0-0        | .000         | 0-0--0          | 1.4        | 0-0         | 0         | 1         | 0        | 0        | 0         | 2.1        |
| 01/10        | * vs. Nicholls      |    | 9          | 0-1          | .000        | 0-0         | .000        | 0-0        | .000         | 1-1--2          | 1.4        | 2-0         | 1         | 0         | 0        | 0        | 0         | 1.9        |
| 01/13        | * at NW State       |    | 18         | 0-1          | .000        | 0-1         | .000        | 0-0        | .000         | 0-1--1          | 1.4        | 1-0         | 2         | 1         | 0        | 0        | 0         | 1.8        |
| 01/17        | * Stephen F. Austin |    | 18         | 2-2          | 1.000       | 1-1         | 1.000       | 1-1        | 1.000        | 1-2--3          | 1.5        | 2-0         | 1         | 1         | 0        | 0        | 6         | 2.1        |
| 01/20        | * at McNeese St.    |    |            |              |             |             |             |            |              |                 |            |             |           |           |          |          |           |            |
| 01/24        | * Incarnate Word    |    |            |              |             |             |             |            |              |                 |            |             |           |           |          |          |           |            |
| 01/26        | * Sam Houston St.   |    |            |              |             |             |             |            |              |                 |            |             |           |           |          |          |           |            |
| 01/31        | * at Lamar          |    |            |              |             |             |             |            |              |                 |            |             |           |           |          |          |           |            |
| 02/02        | * at Hou. Baptist   |    |            |              |             |             |             |            |              |                 |            |             |           |           |          |          |           |            |
| 02/07        | * SE Louisiana      |    |            |              |             |             |             |            |              |                 |            |             |           |           |          |          |           |            |
| 02/09        | * vs. Lamar         |    |            |              |             |             |             |            |              |                 |            |             |           |           |          |          |           |            |
| 02/16        | * at Sam Houston    |    |            |              |             |             |             |            |              |                 |            |             |           |           |          |          |           |            |
| 02/21        | * at SE Louisiana   |    |            |              |             |             |             |            |              |                 |            |             |           |           |          |          |           |            |
| 02/24        | * TAMCC             |    |            |              |             |             |             |            |              |                 |            |             |           |           |          |          |           |            |
| 02/28        | * at New Orleans    |    |            |              |             |             |             |            |              |                 |            |             |           |           |          |          |           |            |
| 03/03        | * Houston Baptist   |    |            |              |             |             |             |            |              |                 |            |             |           |           |          |          |           |            |
| 03/05        | * at Incarnate Word |    |            |              |             |             |             |            |              |                 |            |             |           |           |          |          |           |            |
| 03/07        | * at TAMCC          |    |            |              |             |             |             |            |              |                 |            |             |           |           |          |          |           |            |
| <b>Total</b> |                     |    | <b>193</b> | <b>11-32</b> | <b>.344</b> | <b>6-18</b> | <b>.333</b> | <b>5-5</b> | <b>1.000</b> | <b>7-17--24</b> | <b>1.5</b> | <b>15-1</b> | <b>30</b> | <b>14</b> | <b>0</b> | <b>9</b> | <b>33</b> | <b>2.1</b> |

## INDIVIDUAL SINGLE-GAME HIGHS

### Points

11 vs. Ark.-Pine Bluff, Dec. 23, 2014

### Rebounds

5 vs. Ark.-Pine Bluff, Dec. 23, 2014

### Assists

5 vs. Ark.-Pine Bluff, Dec. 23, 2014

### Steals

4 vs. Loyola-Chicago, Dec. 17, 2014

### Blocks

None

### FG Made

3 (2x) last vs. Ark.-Pine Bluff, Dec. 23, 2014

### FG Attempts

4 (3x) last vs. Ark.-Pine Bluff, Dec. 23, 2014

### 3FG Made

3 vs. Ark.-Pine Bluff, Dec. 23, 2014

### 3FG Attempts


3 (2x) last vs. Ark.-Pine Bluff, Dec. 23, 2014

### FT Made

2 (2x) last vs. Ark.-Pine Bluff, Dec. 23, 2014

### FT Attempts

2 (2x) last vs. Ark.-Pine Bluff, Dec. 23, 2014



# #3 PARKER WENTZ

5-9 | 170 | JR. | G | LUBBOCK, TEXAS (TRINITY CHRISTIAN HS)

**Quick Facts:** Will start at guard for the Wildcats in 2014-15 after a spectacular sophomore season in 2013-14. ... In two seasons, Wentz has hit 127 of 301 3-point attempts, which is good for a career 3-point field goal percentage of .422, which is the best in ACU history. ... His 127 3-point field goals are seventh-best in ACU history and his 301 attempts are also seventh-best in ACU history. ... As a sophomore in 2013-14, Wentz – a biology / pre-med major with a 3.90 GPA – was voted first team Capital One Academic all-District 7 and first team Academic all-Southland Conference. ... During the 2013-14 season, Wentz led the Southland in 3-point field goals made per game (2.9), was second in total 3-point field goals made (79), was second in free throw percentage (.870), and was fourth in steals (1.6 per game) and 3-point field goal percentage (.444). ... The high point of his season on the floor came on Jan. 18 when he went coast-to-coast in the final four seconds of the game to throw up a layup against Central Arkansas that gave ACU a 73-72 win over Central Arkansas.

## 2014-15 Game-By-Game Statistics

| Date         | Opponent            | GS        | Min.       | FG-FGA        | Pct.        | 3FG-FGA      | Pct.        | FT-FTA       | Pct.        | O-D-Tot         | Avg        | PF-FO       | A         | TO        | Blk      | Stl       | Pts        | Avg         |
|--------------|---------------------|-----------|------------|---------------|-------------|--------------|-------------|--------------|-------------|-----------------|------------|-------------|-----------|-----------|----------|-----------|------------|-------------|
| 11/14        | Hillsdale Baptist   | *         | 24         | 8-11          | .727        | 4-6          | .667        | 3-4          | .750        | 1-4-5           | 5.0        | 2-0         | 5         | 1         | 1        | 3         | 23         | 23.0        |
| 11/19        | at Tulsa            | *         | 33         | 3-10          | .300        | 1-5          | .200        | 0-1          | .000        | 0-2-2           | 3.5        | 0-0         | 2         | 2         | 0        | 3         | 7          | 15.0        |
| 11/22        | Duquesne            | *         | 33         | 8-13          | .615        | 4-5          | .800        | 11-12        | .917        | 1-2-3           | 3.3        | 1-0         | 1         | 2         | 0        | 1         | 31         | 20.3        |
| 11/25        | Jarvis Christian    | *         | 12         | 2-8           | .250        | 1-5          | .200        | 0-0          | .000        | 0-1-1           | 2.8        | 4-0         | 2         | 0         | 0        | 0         | 5          | 16.5        |
| 11/29        | at UC-Riverside     | *         | 28         | 5-6           | .833        | 2-3          | .667        | 3-4          | .750        | 0-0-0           | 2.2        | 3-0         | 1         | 1         | 0        | 3         | 15         | 16.2        |
| 12/04        | Sacramento State    | *         | 28         | 3-7           | .429        | 3-5          | .600        | 6-8          | .750        | 1-4-5           | 2.7        | 3-0         | 1         | 3         | 0        | 1         | 15         | 16.0        |
| 12/06        | at Houston          | *         | 30         | 5-11          | .455        | 4-9          | .444        | 4-4          | 1.000       | 0-0-0           | 2.3        | 3-0         | 1         | 1         | 0        | 1         | 18         | 16.3        |
| 12/13        | N. New Mexico       | *         | 24         | 5-10          | .500        | 4-8          | .500        | 4-4          | 1.000       | 0-0-0           | 2.0        | 2-0         | 1         | 1         | 0        | 4         | 18         | 16.5        |
| 12/17        | at Loyola-Chicago   | *         | 25         | 2-7           | .286        | 1-4          | .250        | 1-1          | 1.000       | 0-1-1           | 1.9        | 3-0         | 0         | 0         | 0        | 2         | 6          | 15.3        |
| 12/20        | at Boise State      | *         | 33         | 0-4           | .000        | 0-3          | .000        | 3-3          | 1.000       | 1-1-2           | 1.9        | 3-0         | 1         | 2         | 0        | 2         | 3          | 14.1        |
| 12/22        | vs. S.C. State      | *         | 28         | 3-11          | .273        | 3-9          | .333        | 3-4          | .750        | 0-2-2           | 1.9        | 3-0         | 1         | 1         | 0        | 3         | 12         | 13.9        |
| 12/23        | vs. Ark.-Pine Bluff | *         | 32         | 5-6           | .833        | 4-5          | .800        | 2-2          | 1.000       | 0-1-1           | 1.8        | 3-0         | 1         | 1         | 0        | 1         | 16         | 14.1        |
| 12/28        | at Grand Canyon     | *         | 25         | 2-3           | .667        | 2-3          | .667        | 1-2          | .500        | 0-1-1           | 1.8        | 4-0         | 0         | 1         | 0        | 0         | 7          | 13.5        |
| 01/04        | * vs. Central Ark.  | *         | 33         | 3-9           | .333        | 2-3          | .667        | 1-3          | .333        | 0-3-3           | 1.9        | 1-0         | 2         | 0         | 0        | 2         | 9          | 13.2        |
| 01/10        | * vs. Nicholls      | *         | 29         | 5-15          | .333        | 1-7          | .143        | 5-5          | 1.000       | 0-1-1           | 1.8        | 0-0         | 1         | 0         | 0        | 2         | 16         | 13.4        |
| 01/13        | * at NW State       | *         | 39         | 10-14         | .714        | 7-9          | .778        | 2-2          | 1.000       | 0-3-3           | 1.9        | 2-0         | 2         | 3         | 0        | 2         | 29         | 14.4        |
| 01/17        | * Stephen F. Austin | *         | 33         | 2-10          | .200        | 1-6          | .167        | 2-2          | 1.000       | 0-1-1           | 1.8        | 2-0         | 2         | 0         | 0        | 0         | 7          | 13.9        |
| 01/20        | * at McNeese St.    |           |            |               |             |              |             |              |             |                 |            |             |           |           |          |           |            |             |
| 01/24        | * Incarnate Word    |           |            |               |             |              |             |              |             |                 |            |             |           |           |          |           |            |             |
| 01/26        | * Sam Houston St.   |           |            |               |             |              |             |              |             |                 |            |             |           |           |          |           |            |             |
| 01/31        | * at Lamar          |           |            |               |             |              |             |              |             |                 |            |             |           |           |          |           |            |             |
| 02/02        | * at Hou. Baptist   |           |            |               |             |              |             |              |             |                 |            |             |           |           |          |           |            |             |
| 02/07        | * SE Louisiana      |           |            |               |             |              |             |              |             |                 |            |             |           |           |          |           |            |             |
| 02/09        | * vs. Lamar         |           |            |               |             |              |             |              |             |                 |            |             |           |           |          |           |            |             |
| 02/16        | * at Sam Houston    |           |            |               |             |              |             |              |             |                 |            |             |           |           |          |           |            |             |
| 02/21        | * at SE Louisiana   |           |            |               |             |              |             |              |             |                 |            |             |           |           |          |           |            |             |
| 02/24        | * TAMCC             |           |            |               |             |              |             |              |             |                 |            |             |           |           |          |           |            |             |
| 02/28        | * at New Orleans    |           |            |               |             |              |             |              |             |                 |            |             |           |           |          |           |            |             |
| 03/03        | * Houston Baptist   |           |            |               |             |              |             |              |             |                 |            |             |           |           |          |           |            |             |
| 03/05        | * at Incarnate Word |           |            |               |             |              |             |              |             |                 |            |             |           |           |          |           |            |             |
| 03/07        | * at TAMCC          |           |            |               |             |              |             |              |             |                 |            |             |           |           |          |           |            |             |
| <b>Total</b> |                     | <b>17</b> | <b>489</b> | <b>71-155</b> | <b>.458</b> | <b>44-95</b> | <b>.463</b> | <b>51-61</b> | <b>.836</b> | <b>4-27--31</b> | <b>1.8</b> | <b>39-0</b> | <b>24</b> | <b>19</b> | <b>1</b> | <b>30</b> | <b>237</b> | <b>13.9</b> |

## INDIVIDUAL SINGLE-GAME HIGHS

### Points

31 vs. Duquesne, Nov. 22, 2014

### Rebounds

5 (4x) last vs. Sacramento State, Dec. 4, 2014

### Assists

10 vs. SW Adventist, Feb. 22, 2014

### Steals

5 vs. SW Adventist, Feb. 22, 2014

### Blocks

1 (3x): last vs. Hillsdale Free Will, Nov. 14, 2014

### FG Made

10 at Northwestern State, Jan. 13, 2015

### FG Attempts

15 (2x) last vs. Nicholls, Jan. 10, 2015

### 3FG Made

7 at Northwestern State, Jan. 13, 2015

### 3FG Attempts

12 (2x): last vs. SW Adventist, Feb. 22, 2014

### FT Made

11 Duquesne, Nov. 22, 2014

### FT Attempts

12 vs. Duquesne, Nov. 22, 2014

## Career Statistics

| (Cl.)        | Year  | GP-GS        | Min-Avg.         | FG-FGA         | Pct.        | 3FG-FGA        | Pct.        | FT-FTA         | Pct.        | O-D-Tot            | Avg        | PF-FO        | A          | TO         | Blk      | Stl        | Pts        | Avg         |
|--------------|-------|--------------|------------------|----------------|-------------|----------------|-------------|----------------|-------------|--------------------|------------|--------------|------------|------------|----------|------------|------------|-------------|
| (Fr.)        | 12-13 | 26-10        | 740-28.5         | 72-176         | .409        | 48-123         | .390        | 25-32          | .781        | 11-38--49          | 1.9        | 58-1         | 44         | 38         | 1        | 27         | 217        | 8.3         |
| (So.)        | 13-14 | 31-29        | 1040-33.5        | 136-277        | .491        | 79-178         | .444        | 80-92          | .870        | 4-65--69           | 2.2        | 70-2         | 86         | 60         | 1        | 50         | 431        | 13.9        |
| (Jr.)        | 14-15 | 17-17        | 489-28.8         | 71-155         | .458        | 44-95          | .463        | 51-61          | .836        | 4-27--31           | 1.8        | 39-0         | 24         | 19         | 1        | 30         | 237        | 13.9        |
| <b>TOTAL</b> |       | <b>74-56</b> | <b>2269-30.7</b> | <b>279-608</b> | <b>.459</b> | <b>171-396</b> | <b>.432</b> | <b>156-185</b> | <b>.843</b> | <b>19-130--149</b> | <b>2.0</b> | <b>167-3</b> | <b>154</b> | <b>117</b> | <b>3</b> | <b>107</b> | <b>885</b> | <b>12.0</b> |



# #4 MICHAEL GRANT

6-5 | 205 | SOPH. | G | MCKINNEY, TEXAS (BOYD HS)

**Quick Facts:** Played in all 31 games with 17 starts as a freshman. ... Scored in double figures in four games, including a career-high 17 points in ACU's Jan. 18 win over Central Arkansas at Moody Coliseum. ... He matched that 17-point effort in ACU's Feb. 18 win over Arlington Baptist. ... He had a season-high seven rebounds in ACU's Jan. 30 loss at Stephen F. Austin. ... He finished the season averaging 5.1 points and 2.3 rebounds per game. ... At McKinney Boyd High School, Grant played his first two years at Frenship High School. ... While at Frenship, Grant averaged 16 points, four rebounds, three steals and two assists per game as a sophomore. As a junior he averaged 18 points and six rebounds to lead the team to a 30-4 record. ... He was a first team all-district, all-region and *Texas Basketball Magazine* all-state selection. *TexasHoops.com* also ranked Grant among the state's top-10 small forwards.

## 2014-15 Game-By-Game Statistics

| Date         | Opponent            | GS | Min.       | FG-FGA       | Pct.        | 3FG-FGA    | Pct.        | FT-FTA       | Pct.        | O-D-Tot          | Avg        | PF-FO       | A        | TO        | Blk      | Stl       | Pts       | Avg        |
|--------------|---------------------|----|------------|--------------|-------------|------------|-------------|--------------|-------------|------------------|------------|-------------|----------|-----------|----------|-----------|-----------|------------|
| 11/14        | Hillsdale Baptist   |    | 14         | 4-6          | .667        | 0-0        | .000        | 1-3          | .333        | 0-1--1           | 1.0        | 2-0         | 0        | 2         | 0        | 2         | 9         | 9.0        |
| 11/19        | at Tulsa            |    | 14         | 0-2          | .000        | 0-0        | .000        | 2-2          | 1.000       | 2-3--5           | 3.0        | 3-0         | 0        | 0         | 0        | 0         | 2         | 5          |
| 11/22        | Duquesne            |    | 10         | 1-1          | 1.000       | 0-0        | .000        | 4-6          | .667        | 0-1--1           | 2.3        | 3-0         | 0        | 0         | 0        | 1         | 6         | 5.7        |
| 11/25        | Jarvis Christian    |    | 21         | 4-6          | .667        | 0-0        | .000        | 5-7          | .714        | 6-1--7           | 3.5        | 2-0         | 1        | 3         | 0        | 3         | 13        | 7.5        |
| 11/29        | at UC-Riverside     |    | 14         | 1-4          | .250        | 0-0        | .000        | 2-2          | 1.000       | 0-4--4           | 3.6        | 4-0         | 0        | 2         | 1        | 2         | 4         | 6.8        |
| 12/04        | Sacramento State    |    | 4          | 0-1          | .000        | 0-0        | .000        | 0-0          | .000        | 0-0--0           | 3.0        | 0-0         | 0        | 0         | 0        | 1         | 0         | 5.7        |
| 12/06        | at Houston          |    | 7          | 0-1          | .000        | 0-0        | .000        | 0-0          | .000        | 0-1--1           | 2.7        | 0-0         | 0        | 0         | 0        | 0         | 0         | 4.9        |
| 12/13        | N. New Mexico       |    | 14         | 0-3          | .000        | 0-0        | .000        | 3-4          | .750        | 4-2--6           | 3.1        | 5-1         | 0        | 1         | 0        | 3         | 3         | 4.6        |
| 12/17        | at Loyola-Chicago   |    | 14         | 0-1          | .000        | 0-0        | .000        | 0-1          | .000        | 0-0--0           | 2.8        | 0-0         | 0        | 1         | 0        | 2         | 0         | 4.1        |
| 12/20        | at Boise State      |    | 10         | 1-5          | .200        | 0-0        | .000        | 1-2          | .500        | 0-0--0           | 2.5        | 0-0         | 0        | 0         | 0        | 1         | 3         | 4.0        |
| 12/22        | vs. S.C. State      |    | 10         | 1-1          | 1.000       | 0-0        | .000        | 1-3          | .333        | 0-1--1           | 2.4        | 1-0         | 0        | 0         | 0        | 0         | 3         | 3.9        |
| 12/23        | vs. Ark.-Pine Bluff |    | 4          | 0-0          | .000        | 0-0        | .000        | 0-0          | .000        | 0-1--1           | 2.3        | 0-0         | 0        | 1         | 0        | 0         | 0         | 3.6        |
| 12/28        | at Grand Canyon     |    | 6          | 1-2          | .500        | 0-0        | .000        | 0-0          | .000        | 0-0--0           | 2.1        | 2-0         | 0        | 0         | 0        | 0         | 2         | 3.5        |
| 01/04        | * vs. Central Ark.  |    | 5          | 0-0          | .000        | 0-0        | .000        | 2-2          | 1.000       | 0-0--0           | 1.9        | 0-0         | 0        | 0         | 0        | 0         | 2         | 3.4        |
| 01/10        | * vs. Nicholls      |    | 11         | 0-1          | .000        | 0-1        | .000        | 0-0          | .000        | 0-1--1           | 1.9        | 2-0         | 0        | 0         | 0        | 0         | 0         | 3.1        |
| 01/13        | * at NW State       |    | 9          | 0-1          | .000        | 0-0        | .000        | 0-0          | .000        | 0-3--3           | 1.9        | 0-0         | 0        | 0         | 0        | 1         | 0         | 2.9        |
| 01/17        | * Stephen F. Austin |    | 5          | 0-2          | .000        | 0-0        | .000        | 0-0          | .000        | 0-0--0           | 1.8        | 0-0         | 1        | 0         | 0        | 1         | 0         | 2.8        |
| 01/20        | * at McNeese St.    |    |            |              |             |            |             |              |             |                  |            |             |          |           |          |           |           |            |
| 01/24        | * Incarnate Word    |    |            |              |             |            |             |              |             |                  |            |             |          |           |          |           |           |            |
| 01/26        | * Sam Houston St.   |    |            |              |             |            |             |              |             |                  |            |             |          |           |          |           |           |            |
| 01/31        | * at Lamar          |    |            |              |             |            |             |              |             |                  |            |             |          |           |          |           |           |            |
| 02/02        | * at Hou. Baptist   |    |            |              |             |            |             |              |             |                  |            |             |          |           |          |           |           |            |
| 02/07        | * SE Louisiana      |    |            |              |             |            |             |              |             |                  |            |             |          |           |          |           |           |            |
| 02/09        | * vs. Lamar         |    |            |              |             |            |             |              |             |                  |            |             |          |           |          |           |           |            |
| 02/16        | * at Sam Houston    |    |            |              |             |            |             |              |             |                  |            |             |          |           |          |           |           |            |
| 02/21        | * at SE Louisiana   |    |            |              |             |            |             |              |             |                  |            |             |          |           |          |           |           |            |
| 02/24        | * TAMCC             |    |            |              |             |            |             |              |             |                  |            |             |          |           |          |           |           |            |
| 02/28        | * at New Orleans    |    |            |              |             |            |             |              |             |                  |            |             |          |           |          |           |           |            |
| 03/03        | * Houston Baptist   |    |            |              |             |            |             |              |             |                  |            |             |          |           |          |           |           |            |
| 03/05        | * at Incarnate Word |    |            |              |             |            |             |              |             |                  |            |             |          |           |          |           |           |            |
| 03/07        | * at TAMCC          |    |            |              |             |            |             |              |             |                  |            |             |          |           |          |           |           |            |
| <b>Total</b> |                     |    | <b>172</b> | <b>13-37</b> | <b>.351</b> | <b>0-1</b> | <b>.000</b> | <b>21-32</b> | <b>.656</b> | <b>12-19--31</b> | <b>1.8</b> | <b>24-1</b> | <b>2</b> | <b>10</b> | <b>1</b> | <b>17</b> | <b>47</b> | <b>2.8</b> |

## INDIVIDUAL SINGLE-GAME HIGHS

|  |  |   |
|--|--|---|
| <b>Points</b><br>17 (2x) last vs. Arlington Baptist, Feb. 18, 2014 | <b>Blocks</b><br>2 (2x) last at Stephen F. Austin, Jan. 30, 2014 | <b>3FG Attempts</b><br>1 (5x) last vs. Lamar (Jan. 23, 2014)      |
| <b>Rebounds</b><br>7 (2x) last vs. Jarvis Christian, Nov. 25, 2014 | <b>FG Made</b><br>7 vs. Arlington Baptist, Feb. 18, 2014         | <b>FT Made</b><br>6 (2x) last vs. Dallas Christian, Feb. 15, 2014 |
| <b>Assists</b><br>4 (2x) last vs. SW Adventist, Feb. 22, 2014      | <b>FG Attempts</b><br>11 vs. Central Arkansas, Jan. 18, 2014     | <b>FT Attempts</b><br>10 vs. Houston Baptist, Feb. 6, 2014        |
| <b>Steals</b><br>4 vs. Lamar, Jan. 23, 2014                        | <b>3FG Made</b><br>None  |   |

## Career Statistics

| (Cl.)        | Year  | GP-GS        | Min-Avg.        | FG-FGA        | Pct.        | 3FG-FGA    | Pct.        | FT-FTA        | Pct.        | O-D-Tot           | Avg        | PF-FO       | A         | TO        | Blk       | Stl       | Pts        | Avg        |
|--------------|-------|--------------|-----------------|---------------|-------------|------------|-------------|---------------|-------------|-------------------|------------|-------------|-----------|-----------|-----------|-----------|------------|------------|
| (Fr.)        | 13-14 | 31-17        | 642-20.7        | 55-111        | .495        | 0-5        | .000        | 49-72         | .681        | 26-45--71         | 2.3        | 70-0        | 32        | 49        | 12        | 30        | 159        | 5.1        |
| (So.)        | 14-15 | 17-0         | 172-10.1        | 13-37         | .351        | 0-1        | .000        | 21-32         | .656        | 12-19--31         | 1.8        | 24-1        | 2         | 10        | 1         | 17        | 47         | 2.8        |
| <b>TOTAL</b> |       | <b>48-17</b> | <b>814-17.0</b> | <b>68-148</b> | <b>.459</b> | <b>0-6</b> | <b>.000</b> | <b>70-104</b> | <b>.673</b> | <b>38-64--102</b> | <b>2.1</b> | <b>94-1</b> | <b>34</b> | <b>59</b> | <b>13</b> | <b>47</b> | <b>206</b> | <b>4.3</b> |



# #5 JALEN LITTLE

5-11 | 170 | JR. | G | COLORADO SPRINGS, COLO. (OTERO JC)

**Quick Facts:** Little played at Otero last season as a sophomore and was among the top assist men in junior college basketball. ... Little averaged 6.7 assists per game to go along with 11.4 points per game for Otero and had season highs of 28 points against Missouri State West Plains and 15 assists against North Iowa Community College. ... As a freshman at Alaska-Anchorage in 2012-13, Little led the Seawolves and ranked 9th in Great Northwest Athletic Conference with 3.4 assists per game. ... He posted other league ranks of 6th in assist-turnover ratio (2.0) and 20th in free-throw pct. (.750). ... Little finished No. 2 on UAA freshman lists for FT% and assists (93), plus No. 3 in free throws made (51). ... He tied for team season-high honors with 9 assists in a game, in wins over Division I Loyola Marymount and league rival Central Washington. ... In high school, he averaged 11.6 points, 6.2 assists, 3.7 steals, 3.1 rebounds and a 4-to-1 assist-turnover ratio for Sierra High School in 2011-12, helping Stallions to 26-2 record and runner-up finish at Class 4A State Tournament.

## 2014-15 Game-By-Game Statistics

| Date         | Opponent            | GS | Min.      | FG-FGA     | Pct.         | 3FG-FGA     | Pct.        | FT-FTA      | Pct.         | O-D-Tot     | Avg             | PF-FO      | A           | TO        | Blk       | Stl      | Pts      | Avg       |            |
|--------------|---------------------|----|-----------|------------|--------------|-------------|-------------|-------------|--------------|-------------|-----------------|------------|-------------|-----------|-----------|----------|----------|-----------|------------|
| 11/14        | Hillsdale Baptist   | *  | 23        | 0-2        | .000         | 0-1         | .000        | 0-0         | .000         | 0-1--1      | 1.0             | 2-0        | 6           | 2         | 0         | 0        | 0        | 0.0       |            |
| 11/19        | at Tulsa            | *  | 24        | 0-3        | .000         | 0-1         | .000        | 2-2         | 1.000        | 0-0--0      | 0.5             | 2-0        | 4           | 1         | 0         | 1        | 2        | 1.0       |            |
| 11/22        | Duquesne            | *  | 27        | 2-5        | .400         | 0-1         | .000        | 5-7         | .714         | 0-2--2      | 1.0             | 0-0        | 3           | 3         | 0         | 1        | 9        | 3.7       |            |
| 11/25        | Jarvis Christian    | *  | 20        | 3-4        | .750         | 3-3         | 1.000       | 0-0         | .000         | 0-0--0      | 0.8             | 1-0        | 3           | 1         | 0         | 1        | 9        | 5.0       |            |
| 11/29        | at UC-Riverside     | *  | 26        | 0-3        | .000         | 0-2         | .000        | 0-0         | .000         | 0-2--2      | 1.0             | 0-0        | 2           | 1         | 0         | 2        | 0        | 4.0       |            |
| 12/04        | Sacramento State    | *  | 27        | 0-0        | .000         | 0-0         | .000        | 0-0         | .000         | 0-2--2      | 1.2             | 2-0        | 7           | 3         | 0         | 0        | 0        | 3.3       |            |
| 12/06        | at Houston          | *  | 26        | 1-6        | .167         | 0-2         | .000        | 0-0         | .000         | 0-2--2      | 1.3             | 1-0        | 4           | 0         | 0         | 0        | 2        | 3.1       |            |
| 12/13        | N. New Mexico       | *  | 26        | 2-5        | .400         | 0-1         | .000        | 3-4         | .750         | 1-0--1      | 1.3             | 0-0        | 5           | 0         | 0         | 0        | 7        | 3.6       |            |
| 12/17        | at Loyola-Chicago   | *  | 23        | 0-3        | .000         | 0-1         | .000        | 0-0         | .000         | 0-1--1      | 1.2             | 0-0        | 0           | 1         | 0         | 0        | 0        | 3.2       |            |
| 12/20        | at Boise State      | *  | 39        | 3-10       | .300         | 3-6         | .500        | 0-0         | .000         | 1-4--5      | 1.6             | 1-0        | 0           | 3         | 0         | 1        | 9        | 3.8       |            |
| 12/22        | vs. S.C. State      | *  | 23        | 0-2        | .000         | 0-1         | .000        | 0-0         | .000         | 0-0--0      | 1.5             | 2-0        | 2           | 4         | 0         | 0        | 0        | 3.5       |            |
| 12/23        | vs. Ark.-Pine Bluff | *  | 9         | 0-0        | .000         | 0-0         | .000        | 0-0         | .000         | 0-0--0      | 1.3             | 4-0        | 3           | 0         | 0         | 0        | 0        | 3.2       |            |
| 12/28        | at Grand Canyon     | *  | 24        | 2-5        | .400         | 0-2         | .000        | 1-1         | 1.000        | 0-2--2      | 1.4             | 3-0        | 3           | 1         | 0         | 0        | 5        | 3.3       |            |
| 01/04        | * vs. Central Ark.  | *  | 34        | 2-2        | 1.000        | 0-0         | .000        | 2-2         | 1.000        | 0-2--2      | 1.4             | 1-0        | 7           | 2         | 0         | 0        | 6        | 3.5       |            |
| 01/10        | * vs. Nicholls      | *  | 30        | 0-0        | .000         | 0-0         | .000        | 3-4         | .750         | 0-2--2      | 1.5             | 1-0        | 5           | 3         | 0         | 2        | 3        | 3.5       |            |
| 01/13        | * at NW State       | *  | 22        | 0-1        | .000         | 0-0         | .000        | 0-0         | .000         | 0-1--1      | 1.4             | 3-0        | 4           | 2         | 0         | 1        | 0        | 3.3       |            |
| 01/17        | * Stephen F. Austin | *  | 21        | 0-2        | .000         | 0-0         | .000        | 0-0         | .000         | 0-3--3      | 1.5             | 4-0        | 2           | 1         | 0         | 0        | 0        | 3.1       |            |
| 01/20        | * at McNeese St.    |    |           |            |              |             |             |             |              |             |                 |            |             |           |           |          |          |           |            |
| 01/24        | * Incarnate Word    |    |           |            |              |             |             |             |              |             |                 |            |             |           |           |          |          |           |            |
| 01/26        | * Sam Houston St.   |    |           |            |              |             |             |             |              |             |                 |            |             |           |           |          |          |           |            |
| 01/31        | * at Lamar          |    |           |            |              |             |             |             |              |             |                 |            |             |           |           |          |          |           |            |
| 02/02        | * at Hou. Baptist   |    |           |            |              |             |             |             |              |             |                 |            |             |           |           |          |          |           |            |
| 02/07        | * SE Louisiana      |    |           |            |              |             |             |             |              |             |                 |            |             |           |           |          |          |           |            |
| 02/09        | * vs. Lamar         |    |           |            |              |             |             |             |              |             |                 |            |             |           |           |          |          |           |            |
| 02/16        | * at Sam Houston    |    |           |            |              |             |             |             |              |             |                 |            |             |           |           |          |          |           |            |
| 02/21        | * at SE Louisiana   |    |           |            |              |             |             |             |              |             |                 |            |             |           |           |          |          |           |            |
| 02/24        | * TAMCC             |    |           |            |              |             |             |             |              |             |                 |            |             |           |           |          |          |           |            |
| 02/28        | * at New Orleans    |    |           |            |              |             |             |             |              |             |                 |            |             |           |           |          |          |           |            |
| 03/03        | * Houston Baptist   |    |           |            |              |             |             |             |              |             |                 |            |             |           |           |          |          |           |            |
| 03/05        | * at Incarnate Word |    |           |            |              |             |             |             |              |             |                 |            |             |           |           |          |          |           |            |
| 03/07        | * at TAMCC          |    |           |            |              |             |             |             |              |             |                 |            |             |           |           |          |          |           |            |
| <b>Total</b> |                     |    | <b>17</b> | <b>424</b> | <b>15-53</b> | <b>.283</b> | <b>6-21</b> | <b>.286</b> | <b>16-20</b> | <b>.800</b> | <b>2-24--26</b> | <b>1.5</b> | <b>27-0</b> | <b>60</b> | <b>28</b> | <b>0</b> | <b>9</b> | <b>52</b> | <b>3.1</b> |


## INDIVIDUAL SINGLE-GAME HIGHS (AT ACU)

|  |  |  |
|--|--|--|
| <b>Points</b><br>9 (2x) last vs. Jarvis Christian, Nov. 25, 2014 | <b>Blocks</b><br>None                                    | <b>3FG Attempts</b><br>3 vs. Jarvis Christian, Nov. 25, 2014 |
| <b>Rebounds</b><br>3 vs. Stephen F. Austin, Jan. 17, 2015        | <b>FG Made</b><br>3 vs. Jarvis Christian, Nov. 25, 2014  | <b>FT Made</b><br>5 vs. Duquesne, Nov. 22, 2014              |
| <b>Assists</b><br>7 vs. Sacramento State, Dec. 4, 2014           | <b>FG Attempts</b><br>6 at Houston, Dec. 6, 2014         | <b>FT Attempts</b><br>7 vs. Duquesne, Nov. 22, 2014          |
| <b>Steals</b><br>2 (2x) last vs. Nicholls, Jan. 10, 2015         | <b>3FG Made</b><br>3 vs. Jarvis Christian, Nov. 25, 2014 |  |

## Career Statistics

| (Cl.)        | Year | GP-GS        | Min-Avg.        | FG-FGA        | Pct.        | 3FG-FGA      | Pct.        | FT-FTA       | Pct.        | O-D-Tot         | Avg        | PF-FO       | A          | TO        | Blk      | Stl       | Pts        | Avg        |     |
|--------------|------|--------------|-----------------|---------------|-------------|--------------|-------------|--------------|-------------|-----------------|------------|-------------|------------|-----------|----------|-----------|------------|------------|-----|
| (Fr.)        | *    | 12-13        | 27-1            | 510-18.9      | 39-102      | .382         | 15-37       | .405         | 51-68       | .750            | 5-37--42   | 1.6         | 27-0       | 93        | 46       | 2         | 18         | 144        | 5.3 |
| (Jr.)        |      | 14-15        | 17-17           | 424-24.9      | 15-53       | .283         | 6-21        | .286         | 16-20       | .800            | 2-24--26   | 1.5         | 27-0       | 60        | 28       | 0         | 9          | 52         | 3.1 |
| <b>TOTAL</b> |      | <b>44-18</b> | <b>934-21.2</b> | <b>53-155</b> | <b>.342</b> | <b>21-58</b> | <b>.362</b> | <b>67-88</b> | <b>.761</b> | <b>7-61--68</b> | <b>1.5</b> | <b>54-0</b> | <b>153</b> | <b>74</b> | <b>2</b> | <b>27</b> | <b>196</b> | <b>4.5</b> |     |

\* Totals from freshman season at Alaska-Anchorage



# #10 ISAIAH TRIPP

6-1 | 180 | FR. | G | BALTIMORE, MD. (FUTURE COLLEGE PREP)

**Quick Facts:** Helped lead Future College Prep to a 73-11 record, averaging 12 points, 5 assists, 4 rebounds and 2 steals per game in 2013-14. ... A four-year letterwinner at Edmondson-Westside, Tripp was a second team Baltimore Sun all-Metro selection as a senior (2012-13) when he helped lead his team to the Class 2A state championship. ... That season he averaged 16 points, six assists, four rebounds and 1.5 steals per game. ... As a junior he averaged 11 points, four assists, two steals and three rebounds per game for an 18-5 team. ... As a sophomore he average 10 points, three assists and one steal per game for a 17-8 team. ... Tripp chose ACU over Loyola Marymount, Tennessee-Martin, James Madison, Cal-State Fullerton, Cal-State Northridge and Providence.

## 2014-15 Game-By-Game Statistics

| Date         | Opponent            | GS        | Min. | FG-FGA      | Pct.        | 3FG-FGA    | Pct.        | FT-FTA       | Pct.        | O-D-Tot         | Avg        | PF-FO       | A        | TO       | Blk      | Stl      | Pts       | Avg        |
|--------------|---------------------|-----------|------|-------------|-------------|------------|-------------|--------------|-------------|-----------------|------------|-------------|----------|----------|----------|----------|-----------|------------|
| 11/14        | Hillsdale Baptist   | 9         |      | 2-3         | .667        | 1-1        | 1.000       | 2-2          | 1.000       | 0-2--2          | 2.0        | 3-0         | 0        | 1        | 0        | 0        | 7         | 7.0        |
| 11/19        | at Tulsa            | 3         |      | 0-0         | .000        | 0-0        | .000        | 0-0          | .000        | 0-0--0          | 1.0        | 1-0         | 0        | 1        | 0        | 0        | 0         | 3.5        |
| 11/22        | Duquesne            | 7         |      | 0-2         | .000        | 0-0        | .000        | 0-0          | .000        | 0-0--0          | 0.7        | 1-0         | 0        | 0        | 0        | 0        | 0         | 2.3        |
| 11/25        | Jarvis Christian    | 15        |      | 1-5         | .200        | 0-2        | .000        | 1-4          | .250        | 1-2--3          | 1.3        | 1-0         | 3        | 1        | 0        | 1        | 3         | 2.5        |
| 11/29        | at UC-Riverside     | 5         |      | 0-3         | .000        | 0-0        | .000        | 0-0          | .000        | 1-1--2          | 1.4        | 0-0         | 0        | 0        | 0        | 0        | 0         | 2.0        |
| 12/04        | Sacramento State    | 2         |      | 0-0         | .000        | 0-0        | .000        | 0-0          | .000        | 1-0--1          | 1.3        | 0-0         | 0        | 0        | 0        | 0        | 0         | 1.7        |
| 12/06        | at Houston          |           |      |             |             |            |             |              |             | dnp             |            |             |          |          |          |          |           |            |
| 12/13        | N. New Mexico       | 9         |      | 2-2         | 1.000       | 1-1        | 1.000       | 3-4          | .750        | 2-2--4          | 1.7        | 1-0         | 0        | 0        | 0        | 0        | 8         | 2.6        |
| 12/17        | at Loyola-Chicago   | 10        |      | 1-3         | .333        | 0-1        | .000        | 2-2          | 1.000       | 2-2--4          | 2.0        | 1-0         | 0        | 0        | 0        | 0        | 4         | 2.8        |
| 12/20        | at Boise State      | 1         |      | 0-0         | .000        | 0-0        | .000        | 0-0          | .000        | 0-0--0          | 1.8        | 0-0         | 0        | 0        | 0        | 0        | 0         | 2.4        |
| 12/22        | vs. S.C. State      | 3         |      | 0-0         | .000        | 0-0        | .000        | 0-0          | .000        | 1-1--2          | 1.8        | 0-0         | 0        | 0        | 0        | 0        | 0         | 2.2        |
| 12/23        | vs. Ark.-Pine Bluff | 4         |      | 0-0         | .000        | 0-0        | .000        | 0-0          | .000        | 0-0--0          | 1.6        | 0-0         | 0        | 1        | 0        | 0        | 0         | 2.0        |
| 12/28        | at Grand Canyon     | 4         |      | 1-2         | .500        | 0-0        | .000        | 0-0          | .000        | 0-0--0          | 1.5        | 1-0         | 0        | 0        | 0        | 1        | 2         | 2.0        |
| 01/04        | * vs. Central Ark.  | 0         |      | 0-0         | .000        | 0-0        | .000        | 0-0          | .000        | 0-0--0          | 1.4        | 0-0         | 0        | 0        | 0        | 0        | 0         | 1.8        |
| 01/10        | * vs. Nicholls      | 10        |      | 0-0         | .000        | 0-0        | .000        | 1-2          | .500        | 0-1--1          | 1.4        | 2-0         | 0        | 0        | 0        | 0        | 1         | 1.8        |
| 01/13        | * at NW State       | 2         |      | 1-1         | 1.000       | 1-1        | 1.000       | 0-0          | .000        | 0-0--0          | 1.3        | 1-0         | 0        | 0        | 0        | 0        | 3         | 1.9        |
| 01/17        | * Stephen F. Austin | 7         |      | 1-1         | 1.000       | 1-1        | 1.000       | 2-2          | 1.000       | 0-1--1          | 1.3        | 0-0         | 0        | 0        | 0        | 0        | 5         | 2.1        |
| 01/20        | * at McNeese St.    |           |      |             |             |            |             |              |             |                 |            |             |          |          |          |          |           |            |
| 01/24        | * Incarnate Word    |           |      |             |             |            |             |              |             |                 |            |             |          |          |          |          |           |            |
| 01/26        | * Sam Houston St.   |           |      |             |             |            |             |              |             |                 |            |             |          |          |          |          |           |            |
| 01/31        | * at Lamar          |           |      |             |             |            |             |              |             |                 |            |             |          |          |          |          |           |            |
| 02/02        | * at Hou. Baptist   |           |      |             |             |            |             |              |             |                 |            |             |          |          |          |          |           |            |
| 02/07        | * SE Louisiana      |           |      |             |             |            |             |              |             |                 |            |             |          |          |          |          |           |            |
| 02/09        | * vs. Lamar         |           |      |             |             |            |             |              |             |                 |            |             |          |          |          |          |           |            |
| 02/16        | * at Sam Houston    |           |      |             |             |            |             |              |             |                 |            |             |          |          |          |          |           |            |
| 02/21        | * at SE Louisiana   |           |      |             |             |            |             |              |             |                 |            |             |          |          |          |          |           |            |
| 02/24        | * TAMCC             |           |      |             |             |            |             |              |             |                 |            |             |          |          |          |          |           |            |
| 02/28        | * at New Orleans    |           |      |             |             |            |             |              |             |                 |            |             |          |          |          |          |           |            |
| 03/03        | * Houston Baptist   |           |      |             |             |            |             |              |             |                 |            |             |          |          |          |          |           |            |
| 03/05        | * at Incarnate Word |           |      |             |             |            |             |              |             |                 |            |             |          |          |          |          |           |            |
| 03/07        | * at TAMCC          |           |      |             |             |            |             |              |             |                 |            |             |          |          |          |          |           |            |
| <b>Total</b> |                     | <b>91</b> |      | <b>9-22</b> | <b>.409</b> | <b>4-7</b> | <b>.571</b> | <b>11-16</b> | <b>.688</b> | <b>8-12--20</b> | <b>1.3</b> | <b>12-0</b> | <b>3</b> | <b>4</b> | <b>0</b> | <b>2</b> | <b>33</b> | <b>2.1</b> |

## INDIVIDUAL SINGLE-GAME HIGHS

### Points

8 vs. Northern N.M., Dec. 13, 2014

### Rebounds

4 (2x) last at Loyola-Chicago, Dec. 17, 2014

### Assists

3 vs. Jarvis Christian, Nov. 25, 2014

### Steals

1 (2x) last at Grand Canyon, Dec. 28, 2014

### Blocks

None

### FG Made

2 (2x) last vs. Northern N.M., Dec. 13, 2014

### FG Attempts

5 vs. Jarvis Christian, Nov. 25, 2014

### 3FG Made

1 (2x) last vs. Northern N.M., Dec. 13, 2014

### 3FG Attempts

2 vs. Jarvis Christian, Nov. 25, 2014

### FT Made

3 vs. Northern N.M., Dec. 13, 2014

### FT Attempts

4 vs. Northern N.M., Dec. 13, 2014



# #11 HARRISON HAWKINS

6-0 | 170 | SR. | G | LONG BEACH, CALIF. (NAVARRO COLLEGE)

**Quick Facts:** Returns to the Wildcats after missing the second half of last season after being ruled academically ineligible for the spring semester. ... As a junior in 2013-14, Hawkins played in and started each of the Wildcats' first 16 games before missing the second semester. ... Scored in double figures in nine of the 16 games in which he played, including a career-high 29 in ACU's double-overtime loss at Southeastern Louisiana on Jan. 11. ... At Navarro College, Hawkins' freshman team went 25-8 en route to winning the Region XIV Championship, and his sophomore team reached the region finals behind an overall record of 25-11. ... As a sophomore he averaged 9.3 points and 2.8 steals per game and hit five game-winning shots during the season. .... Hawkins was a four-year letterwinner at Compton Centennial HS. ... As a senior in 2009-10, Hawkins led his team to a 29-6 record and a Final Four spot in the state tournament. ... Compton Centennial was a top-five team in California and a top-30 team in the nation in Hawkins' senior season.

## 2014-15 Game-By-Game Statistics

| Date         | Opponent            | GS | Min.      | FG-FGA     | Pct.          | 3FG-FGA     | Pct.         | FT-FTA      | Pct.         | O-D-Tot     | Avg             | PF-FO      | A           | TO        | Blk       | Stl      | Pts       | Avg        |             |
|--------------|---------------------|----|-----------|------------|---------------|-------------|--------------|-------------|--------------|-------------|-----------------|------------|-------------|-----------|-----------|----------|-----------|------------|-------------|
| 11/14        | Hillsdale Baptist   | *  | 16        | 8-12       | .667          | 4-7         | .571         | 0-0         | .000         | 0-2--2      | 2.0             | 2-0        | 2           | 0         | 0         | 1        | 20        | 20.0       |             |
| 11/19        | at Tulsa            | *  | 25        | 2-7        | .286          | 2-5         | .400         | 0-0         | .000         | 0-2--2      | 2.0             | 3-0        | 1           | 2         | 0         | 1        | 6         | 13.0       |             |
| 11/22        | Duquesne            | *  | 25        | 6-10       | .600          | 2-5         | .400         | 3-4         | .750         | 0-1--1      | 1.7             | 3-0        | 0           | 2         | 0         | 0        | 17        | 14.3       |             |
| 11/25        | Jarvis Christian    |    | 14        | 5-8        | .625          | 3-6         | .500         | 1-1         | 1.000        | 0-0--0      | 1.3             | 0-0        | 1           | 0         | 0         | 2        | 14        | 14.3       |             |
| 11/29        | at UC-Riverside     |    | 20        | 1-9        | .111          | 1-4         | .250         | 0-0         | .000         | 0-0--0      | 1.0             | 3-0        | 0           | 0         | 0         | 1        | 3         | 12.0       |             |
| 12/04        | Sacramento State    |    | 21        | 3-8        | .375          | 0-5         | .000         | 1-2         | .500         | 0-0--0      | 0.8             | 4-0        | 3           | 2         | 0         | 0        | 7         | 11.2       |             |
| 12/06        | at Houston          |    | 19        | 2-8        | .250          | 1-6         | .167         | 1-2         | .500         | 0-0--0      | 0.7             | 1-0        | 3           | 2         | 0         | 1        | 6         | 10.4       |             |
| 12/13        | N. New Mexico       |    | 15        | 1-7        | .143          | 1-4         | .250         | 2-2         | 1.000        | 0-0--0      | 0.6             | 2-0        | 0           | 1         | 0         | 1        | 5         | 9.8        |             |
| 12/17        | at Loyola-Chicago   |    | 22        | 4-10       | .400          | 2-5         | .400         | 1-2         | .500         | 0-0--0      | 0.6             | 1-0        | 1           | 1         | 0         | 1        | 11        | 9.9        |             |
| 12/20        | at Boise State      |    | 26        | 2-11       | .182          | 1-4         | .250         | 0-0         | .000         | 1-0--1      | 0.6             | 2-0        | 2           | 3         | 0         | 0        | 5         | 9.4        |             |
| 12/22        | vs. S.C. State      | *  | 28        | 6-11       | .545          | 1-5         | .200         | 2-3         | .667         | 2-2--4      | 0.9             | 4-0        | 5           | 2         | 0         | 2        | 15        | 9.9        |             |
| 12/23        | vs. Ark.-Pine Bluff | *  | 33        | 3-8        | .375          | 2-5         | .400         | 4-5         | .800         | 0-2--2      | 1.0             | 4-0        | 4           | 5         | 1         | 2        | 12        | 10.1       |             |
| 12/28        | at Grand Canyon     | *  | 29        | 8-14       | .571          | 3-7         | .429         | 7-8         | .875         | 0-1--1      | 1.0             | 5-1        | 0           | 3         | 0         | 1        | 26        | 11.3       |             |
| 01/04        | * vs. Central Ark.  | *  | 25        | 8-13       | .615          | 3-5         | .600         | 3-4         | .750         | 1-0--1      | 1.0             | 2-0        | 3           | 2         | 0         | 1        | 22        | 12.1       |             |
| 01/10        | * vs. Nicholls      | *  | 27        | 7-14       | .500          | 4-9         | .444         | 2-2         | 1.000        | 0-3--3      | 1.1             | 2-0        | 2           | 3         | 0         | 1        | 20        | 12.6       |             |
| 01/13        | * at NW State       | *  | 32        | 11-20      | .550          | 5-10        | .500         | 4-5         | .800         | 4-2--6      | 1.4             | 3-0        | 1           | 2         | 0         | 0        | 31        | 13.8       |             |
| 01/17        | * Stephen F. Austin | *  | 23        | 2-9        | .222          | 1-3         | .333         | 4-4         | 1.000        | 0-0--0      | 1.4             | 2-0        | 4           | 1         | 0         | 0        | 9         | 13.        |             |
| 01/20        | * at McNeese St.    |    |           |            |               |             |              |             |              |             |                 |            |             |           |           |          |           |            |             |
| 01/24        | * Incarnate Word    |    |           |            |               |             |              |             |              |             |                 |            |             |           |           |          |           |            |             |
| 01/26        | * Sam Houston St.   |    |           |            |               |             |              |             |              |             |                 |            |             |           |           |          |           |            |             |
| 01/31        | * at Lamar          |    |           |            |               |             |              |             |              |             |                 |            |             |           |           |          |           |            |             |
| 02/02        | * at Hou. Baptist   |    |           |            |               |             |              |             |              |             |                 |            |             |           |           |          |           |            |             |
| 02/07        | * SE Louisiana      |    |           |            |               |             |              |             |              |             |                 |            |             |           |           |          |           |            |             |
| 02/09        | * vs. Lamar         |    |           |            |               |             |              |             |              |             |                 |            |             |           |           |          |           |            |             |
| 02/16        | * at Sam Houston    |    |           |            |               |             |              |             |              |             |                 |            |             |           |           |          |           |            |             |
| 02/21        | * at SE Louisiana   |    |           |            |               |             |              |             |              |             |                 |            |             |           |           |          |           |            |             |
| 02/24        | * TAMCC             |    |           |            |               |             |              |             |              |             |                 |            |             |           |           |          |           |            |             |
| 02/28        | * at New Orleans    |    |           |            |               |             |              |             |              |             |                 |            |             |           |           |          |           |            |             |
| 03/03        | * Houston Baptist   |    |           |            |               |             |              |             |              |             |                 |            |             |           |           |          |           |            |             |
| 03/05        | * at Incarnate Word |    |           |            |               |             |              |             |              |             |                 |            |             |           |           |          |           |            |             |
| 03/07        | * at TAMCC          |    |           |            |               |             |              |             |              |             |                 |            |             |           |           |          |           |            |             |
| <b>Total</b> |                     |    | <b>10</b> | <b>400</b> | <b>79-179</b> | <b>.441</b> | <b>36-95</b> | <b>.379</b> | <b>35-44</b> | <b>.795</b> | <b>8-15--23</b> | <b>1.4</b> | <b>43-1</b> | <b>32</b> | <b>31</b> | <b>1</b> | <b>15</b> | <b>229</b> | <b>13.5</b> |

## INDIVIDUAL SINGLE-GAME HIGHS

|  |   |   |
|--|---|---|
| <b>Points</b><br>31 at Northwestern State, Jan. 13, 2015           | <b>Blocks</b><br>None   | <b>3FG Attempts</b><br>10 at Northwestern State, Jan. 13, 2015        |
| <b>Rebounds</b><br>8 at Southeastern La., Jan. 11, 2014            | <b>FG Made</b><br>11 at Northwestern State, Jan. 13, 2015     | <b>FT Made</b><br>11 at Duquesne, Nov. 9, 2013                        |
| <b>Assists</b><br>7 vs. Open Bible College, Dec. 30, 2013          | <b>FG Attempts</b><br>20 at Northwestern State, Jan. 13, 2015 | <b>FT Attempts</b><br>13 (2x) last at Southeastern La., Jan. 11, 2014 |
| <b>Steals</b><br>3 (2x) last vs. Hillsdale Free Will, Dec. 3, 2013 | <b>3FG Made</b><br>5 at Northwestern State, Jan. 13, 2015     |   |

## Career Statistics

| (Cl.)        | Year  | GP-GS        | Min-Avg.        | FG-FGA         | Pct.        | 3FG-FGA       | Pct.        | FT-FTA        | Pct.        | O-D-Tot          | Avg        | PF-FO       | A         | TO        | Blk      | Stl       | Pts        | Avg         |
|--------------|-------|--------------|-----------------|----------------|-------------|---------------|-------------|---------------|-------------|------------------|------------|-------------|-----------|-----------|----------|-----------|------------|-------------|
| (Jr.)        | 13-14 | 16-16        | 481-30.1        | 55-147         | .374        | 25-62         | .403        | 61-72         | .847        | 5-36--41         | 2.6        | 47-2        | 51        | 49        | 0        | 17        | 196        | 12.3        |
| (Sr.)        | 14-15 | 17-10        | 400-23.5        | 79-179         | .441        | 36-95         | .379        | 35-44         | .795        | 8-15--23         | 1.4        | 43-1        | 32        | 31        | 1        | 15        | 229        | 13.5        |
| <b>TOTAL</b> |       | <b>33-26</b> | <b>881-26.7</b> | <b>134-326</b> | <b>.411</b> | <b>61-157</b> | <b>.389</b> | <b>96-116</b> | <b>.828</b> | <b>13-51--64</b> | <b>1.9</b> | <b>90-3</b> | <b>83</b> | <b>80</b> | <b>1</b> | <b>32</b> | <b>425</b> | <b>12.9</b> |



# #12 AUSTIN COOKE

6-7 | 225 | JR. | F | SCOTTSDALE, ARIZ. (CENTRAL AZ. COLLEGE)

**Quick Facts:** Played in and started all 31 games for the Wildcats in his first season (2013-14) after transferring from Central Arizona College. ... Finished first on the team in rebounding (5.7 rpg) and fifth in scoring (7.8 ppg). ... Scored in double figures in 11 games and had one double-double on the season: a 10-point, 12-rebound effort in ACU's Jan. 11 double-overtime loss at Southeastern Louisiana. ... He had a season-high 14 points in back-to-back games against Texas A&M-Corpus Christi (Feb. 8) and Incarnate Word (Feb. 13). ... Cooke played as a freshman at Central Arizona College (2012-13) where the team won its conference and regional titles en route to reaching the quarterfinals of the NJCAA National Tournament. ... Cooke is a 2012 graduate of Desert Mountain High School and was heavily recruited by several schools late in his career. ... As a junior, Cooke helped lead Desert Mountain to a 21-8 record and the state semifinals for the 5A Div.-II Class. ... The following year, Desert Mountain finished 20-10 and reached the second round of the playoffs.

## 2014-15 Game-By-Game Statistics

| Date         | Opponent            | GS | Min.      | FG-FGA     | Pct.          | 3FG-FGA     | Pct.         | FT-FTA      | Pct.         | O-D-Tot     | Avg              | PF-FO      | A           | TO        | Blk       | Stl      | Pts      | Avg        |            |
|--------------|---------------------|----|-----------|------------|---------------|-------------|--------------|-------------|--------------|-------------|------------------|------------|-------------|-----------|-----------|----------|----------|------------|------------|
| 11/14        | Hillsdale Baptist   | *  | 25        | 0-5        | .000          | 0-2         | .000         | 0-0         | .000         | 3-9--12     | 12.0             | 3-0        | 2           | 2         | 0         | 2        | 0        | 0.0        |            |
| 11/19        | at Tulsa            | *  | 24        | 5-11       | .455          | 2-7         | .286         | 0-0         | .000         | 1-2--3      | 7.5              | 5-1        | 1           | 3         | 0         | 1        | 12       | 6.0        |            |
| 11/22        | Duquesne            | *  | 30        | 1-7        | .143          | 0-2         | .000         | 0-0         | .000         | 1-6--7      | 7.3              | 0-0        | 2           | 0         | 0         | 0        | 2        | 4.7        |            |
| 11/25        | Jarvis Christian    | *  | 20        | 5-11       | .455          | 1-4         | .250         | 2-2         | 1.000        | 3-3--6      | 7.0              | 2-0        | 3           | 1         | 1         | 0        | 13       | 6.8        |            |
| 11/29        | at UC-Riverside     | *  | 28        | 2-5        | .400          | 1-1         | 1.000        | 0-0         | .000         | 1-2--3      | 6.2              | 2-0        | 0           | 0         | 0         | 0        | 5        | 6.4        |            |
| 12/04        | Sacramento State    | *  | 36        | 4-5        | .800          | 1-2         | .500         | 3-4         | .750         | 0-10--10    | 6.8              | 1-0        | 0           | 1         | 0         | 0        | 12       | 7.3        |            |
| 12/06        | at Houston          | *  | 33        | 2-14       | .143          | 1-9         | .111         | 0-0         | .000         | 3-6--9      | 7.1              | 4-0        | 1           | 1         | 0         | 0        | 5        | 7.0        |            |
| 12/13        | N. New Mexico       | *  | 16        | 3-4        | .750          | 1-2         | .500         | 0-1         | .000         | 1-5--6      | 7.0              | 5-1        | 0           | 2         | 0         | 0        | 7        | 7.0        |            |
| 12/17        | at Loyola-Chicago   | *  | 25        | 4-6        | .667          | 3-5         | .600         | 3-3         | 1.000        | 1-0--1      | 6.3              | 2-0        | 0           | 1         | 0         | 0        | 14       | 7.8        |            |
| 12/20        | at Boise State      | *  | 30        | 4-7        | .571          | 2-5         | .400         | 1-1         | 1.000        | 3-3--6      | 6.3              | 2-0        | 0           | 0         | 0         | 0        | 11       | 8.1        |            |
| 12/22        | vs. S.C. State      | *  | 30        | 6-8        | .750          | 2-3         | .667         | 0-1         | .000         | 1-5--6      | 6.3              | 2-0        | 1           | 1         | 0         | 0        | 14       | 8.6        |            |
| 12/23        | vs. Ark.-Pine Bluff | *  | 31        | 2-5        | .400          | 0-3         | .000         | 0-1         | .000         | 1-7--8      | 6.4              | 3-0        | 1           | 5         | 0         | 1        | 4        | 8.3        |            |
| 12/28        | at Grand Canyon     | *  | 29        | 4-8        | .500          | 3-4         | .750         | 0-0         | .000         | 0-4--4      | 6.2              | 3-0        | 2           | 1         | 0         | 0        | 11       | 8.5        |            |
| 01/04        | * vs. Central Ark   | *  | 31        | 5-11       | .455          | 4-7         | .571         | 8-8         | 1.000        | 1-4--5      | 6.1              | 3-0        | 0           | 0         | 0         | 1        | 22       | 9.4        |            |
| 01/10        | * vs. Nicholls      | *  | 29        | 4-9        | .444          | 3-4         | .750         | 0-0         | .000         | 3-3--6      | 6.1              | 2-0        | 0           | 0         | 1         | 1        | 11       | 9.5        |            |
| 01/13        | * at NW State       | *  | 14        | 2-4        | .500          | 1-2         | .500         | 3-3         | 1.000        | 0-3--3      | 5.9              | 4-0        | 0           | 0         | 0         | 0        | 8        | 9.4        |            |
| 01/17        | * Stephen F. Austin | *  | 22        | 3-4        | .750          | 2-2         | 1.000        | 2-2         | 1.000        | 1-3--4      | 5.8              | 2-0        | 3           | 2         | 0         | 1        | 10       | 9.5        |            |
| 01/20        | * at McNeese St.    |    |           |            |               |             |              |             |              |             |                  |            |             |           |           |          |          |            |            |
| 01/24        | * Incarnate Word    |    |           |            |               |             |              |             |              |             |                  |            |             |           |           |          |          |            |            |
| 01/26        | * Sam Houston St.   |    |           |            |               |             |              |             |              |             |                  |            |             |           |           |          |          |            |            |
| 01/31        | * at Lamar          |    |           |            |               |             |              |             |              |             |                  |            |             |           |           |          |          |            |            |
| 02/02        | * at Hou. Baptist   |    |           |            |               |             |              |             |              |             |                  |            |             |           |           |          |          |            |            |
| 02/07        | * SE Louisiana      |    |           |            |               |             |              |             |              |             |                  |            |             |           |           |          |          |            |            |
| 02/09        | * vs. Lamar         |    |           |            |               |             |              |             |              |             |                  |            |             |           |           |          |          |            |            |
| 02/16        | * at Sam Houston    |    |           |            |               |             |              |             |              |             |                  |            |             |           |           |          |          |            |            |
| 02/21        | * at SE Louisiana   |    |           |            |               |             |              |             |              |             |                  |            |             |           |           |          |          |            |            |
| 02/24        | * TAMCC             |    |           |            |               |             |              |             |              |             |                  |            |             |           |           |          |          |            |            |
| 02/28        | * at New Orleans    |    |           |            |               |             |              |             |              |             |                  |            |             |           |           |          |          |            |            |
| 03/03        | * Houston Baptist   |    |           |            |               |             |              |             |              |             |                  |            |             |           |           |          |          |            |            |
| 03/05        | * at Incarnate Word |    |           |            |               |             |              |             |              |             |                  |            |             |           |           |          |          |            |            |
| 03/07        | * at TAMCC          |    |           |            |               |             |              |             |              |             |                  |            |             |           |           |          |          |            |            |
| <b>Total</b> |                     |    | <b>17</b> | <b>453</b> | <b>56-124</b> | <b>.452</b> | <b>27-64</b> | <b>.422</b> | <b>22-26</b> | <b>.846</b> | <b>24-75--99</b> | <b>5.8</b> | <b>45-2</b> | <b>16</b> | <b>20</b> | <b>2</b> | <b>7</b> | <b>161</b> | <b>9.5</b> |

## INDIVIDUAL SINGLE-GAME HIGHS

### Points

22 vs. Central Arkansas, Jan. 4, 2015

### Rebounds

12 (2x) last vs. Hillsdale Free Will, Nov. 14, 2014

### Assists

7 vs. Hillsdale Free Will, Dec. 3, 2013

### Steals

4 at Incarnate Word, Feb. 13, 2014

### Blocks

1 (7x) last vs. Nicholls, Jan. 10, 2015

### FG Made

6 (2x) last vs. S.C. State, Dec. 22, 2014

### FG Attempts

14 at Houston, Dec. 6, 2014

### 3FG Made

4 (4x) last vs. Central Arkansas, Jan. 4, 2015

### 3FG Attempts

9 (2x), last at Houston, Dec. 6, 2014

### FT Made

8 vs. Central Arkansas, Jan. 4, 2015

### FT Attempts

8 vs. Central Arkansas, Jan. 4, 2015

## Career Statistics

| (Cl.)        | Year  | GP-GS        | Min-Avg.         | FG-FGA         | Pct.        | 3FG-FGA       | Pct.        | FT-FTA       | Pct.        | O-D-Tot            | Avg        | PF-FO        | A         | TO        | Blk      | Stl       | Pts        | Avg        |
|--------------|-------|--------------|------------------|----------------|-------------|---------------|-------------|--------------|-------------|--------------------|------------|--------------|-----------|-----------|----------|-----------|------------|------------|
| (So.)        | 13-14 | 31-31        | 914-29.5         | 80-183         | .437        | 47-116        | .405        | 36-50        | .720        | 54-123--177        | 5.7        | 76-3         | 61        | 30        | 5        | 29        | 243        | 7.8        |
| (Jr.)        | 14-15 | 17-17        | 453-26.6         | 56-124         | .452        | 27-64         | .422        | 22-26        | .846        | 24-75--99          | 5.8        | 45-2         | 16        | 20        | 2        | 7         | 161        | 9.5        |
| <b>TOTAL</b> |       | <b>48-48</b> | <b>1367-28.5</b> | <b>136-307</b> | <b>.442</b> | <b>74-180</b> | <b>.411</b> | <b>58-76</b> | <b>.763</b> | <b>74-198--276</b> | <b>5.8</b> | <b>121-5</b> | <b>77</b> | <b>50</b> | <b>7</b> | <b>36</b> | <b>404</b> | <b>8.4</b> |



# #14 ALEKSANDER MILOSAVLJEVIC

6-10 | 240 | SR. | C | SVILAJNA, SERBIA (GEORGIA PERIMETER)

**Quick Facts:** Returns for his senior season and will see action inside for the Wildcats in 2014-15. ... As a junior in 2013-14, he played in 19 games (no starts) for the Wildcats in his first season after transferring from Georgia Perimeter. ... Finished the season averaging 2.0 points and 1.7 rebounds per game. ... Scored a career-high nine points and a season-high four rebounds in ACU's second game of the season: a Nov. 11 loss at St. Bonaventure. ... Standing at 6 feet-10 inches, Milosavljevic is the Wildcats' tallest player since 6-9 Stephen Musa played here during the 2007-08 season. ... The Svilajna, Serbia, native played his first year of college basketball for D-II Southern Arkansas of the Great American Conference and later transferred to Georgia Perimeter of the Georgia Collegiate Athletic Association in time for the 2012-13 campaign.

## 2014-15 Game-By-Game Statistics

| Date         | Opponent            | GS | Min.      | FG-FGA     | Pct.        | 3FG-FGA    | Pct.        | FT-FTA     | Pct.        | O-D-Tot       | Avg        | PF-FO      | A        | TO       | Blk      | Stl      | Pts      | Avg        |
|--------------|---------------------|----|-----------|------------|-------------|------------|-------------|------------|-------------|---------------|------------|------------|----------|----------|----------|----------|----------|------------|
| 11/14        | Hillsdale Baptist   |    | 6         | 2-2        | 1.000       | 0-0        | .000        | 0-0        | .000        | 2-1--3        | 3.0        | 1-0        | 0        | 0        | 0        | 0        | 4        | 4.0        |
| 11/19        | at Tulsa            |    | 2         | 0-0        | .000        | 0-0        | .000        | 0-0        | .000        | 0-0--0        | 1.5        | 0-0        | 0        | 0        | 0        | 0        | 0        | 2.0        |
| 11/22        | Duquesne            |    | 16        | 1-4        | .250        | 0-0        | .000        | 0-0        | .000        | 4-1--5        | 2.7        | 2-0        | 0        | 2        | 0        | 1        | 2        | 2.0        |
| 11/25        | Jarvis Christian    |    | 1         | 0-0        | .000        | 0-0        | .000        | 0-0        | .000        | 0-0--0        | 2.0        | 0-0        | 0        | 0        | 0        | 0        | 0        | 1.5        |
| 11/29        | at UC-Riverside     |    | 4         | 0-1        | .000        | 0-0        | .000        | 0-0        | .000        | 0-0--0        | 1.6        | 0-0        | 0        | 0        | 0        | 0        | 0        | 1.2        |
| 12/04        | Sacramento State    |    |           |            |             |            |             |            |             | dnp           |            |            |          |          |          |          |          |            |
| 12/06        | at Houston          |    | 2         | 0-0        | .000        | 0-0        | .000        | 0-0        | .000        | 0-0--0        | 1.3        | 0-0        | 0        | 0        | 0        | 0        | 0        | 1.0        |
| 12/13        | N. New Mexico       |    |           |            |             |            |             |            |             | dnp           |            |            |          |          |          |          |          |            |
| 12/17        | at Loyola-Chicago   |    | 3         | 0-1        | .000        | 0-0        | .000        | 0-0        | .000        | 0-0--0        | 1.1        | 0-0        | 0        | 0        | 0        | 0        | 0        | 0.9        |
| 12/20        | at Boise State      |    | 1         | 0-0        | .000        | 0-0        | .000        | 0-0        | .000        | 0-0--0        | 1.0        | 0-0        | 0        | 0        | 0        | 0        | 0        | 0.8        |
| 12/22        | vs. S.C. State      |    |           |            |             |            |             |            |             | dnp           |            |            |          |          |          |          |          |            |
| 12/23        | vs. Ark.-Pine Bluff |    |           |            |             |            |             |            |             | dnp           |            |            |          |          |          |          |          |            |
| 12/28        | at Grand Canyon     |    |           |            |             |            |             |            |             | dnp           |            |            |          |          |          |          |          |            |
| 01/04        | * vs. Central Ark.  |    | 0         | 0-0        | .000        | 0-0        | .000        | 0-0        | .000        | 0-0--0        | 0.9        | 0-0        | 0        | 0        | 0        | 0        | 0        | 0.7        |
| 01/10        | * vs. Nicholls      |    | 1         | 0-0        | .000        | 0-0        | .000        | 0-0        | .000        | 0-0--0        | 0.8        | 0-0        | 0        | 0        | 0        | 0        | 0        | 0.6        |
| 01/13        | * at NW State       |    |           |            |             |            |             |            |             | dnp           |            |            |          |          |          |          |          |            |
| 01/17        | * Stephen F. Austin |    | 1         | 0-1        | .000        | 0-0        | .000        | 0-0        | .000        | 0-0--0        | 0.7        | 0-0        | 0        | 0        | 0        | 0        | 0        | 0.5        |
| 01/20        | * at McNeese St.    |    |           |            |             |            |             |            |             |               |            |            |          |          |          |          |          |            |
| 01/24        | * Incarnate Word    |    |           |            |             |            |             |            |             |               |            |            |          |          |          |          |          |            |
| 01/26        | * Sam Houston St.   |    |           |            |             |            |             |            |             |               |            |            |          |          |          |          |          |            |
| 01/31        | * at Lamar          |    |           |            |             |            |             |            |             |               |            |            |          |          |          |          |          |            |
| 02/02        | * at Hou. Baptist   |    |           |            |             |            |             |            |             |               |            |            |          |          |          |          |          |            |
| 02/07        | * SE Louisiana      |    |           |            |             |            |             |            |             |               |            |            |          |          |          |          |          |            |
| 02/09        | * vs. Lamar         |    |           |            |             |            |             |            |             |               |            |            |          |          |          |          |          |            |
| 02/16        | * at Sam Houston    |    |           |            |             |            |             |            |             |               |            |            |          |          |          |          |          |            |
| 02/21        | * at SE Louisiana   |    |           |            |             |            |             |            |             |               |            |            |          |          |          |          |          |            |
| 02/24        | * TAMCC             |    |           |            |             |            |             |            |             |               |            |            |          |          |          |          |          |            |
| 02/28        | * at New Orleans    |    |           |            |             |            |             |            |             |               |            |            |          |          |          |          |          |            |
| 03/03        | * Houston Baptist   |    |           |            |             |            |             |            |             |               |            |            |          |          |          |          |          |            |
| 03/05        | * at Incarnate Word |    |           |            |             |            |             |            |             |               |            |            |          |          |          |          |          |            |
| 03/07        | * at TAMCC          |    |           |            |             |            |             |            |             |               |            |            |          |          |          |          |          |            |
| <b>Total</b> |                     |    | <b>37</b> | <b>3-9</b> | <b>.333</b> | <b>0-0</b> | <b>.000</b> | <b>0-0</b> | <b>.000</b> | <b>6-2--8</b> | <b>0.7</b> | <b>3-0</b> | <b>0</b> | <b>2</b> | <b>0</b> | <b>1</b> | <b>6</b> | <b>0.5</b> |

## INDIVIDUAL SINGLE-GAME HIGHS

|   |   |  |
|---|---|--|
| <b>Points</b><br>9 at St. Bonaventure, Nov. 11, 2013          | <b>Blocks</b><br>3 vs. Arlington Baptist, Feb. 18, 2014   | <b>3FG Attempts</b><br>1 at Towson, Nov. 30, 2013                      |
| <b>Rebounds</b><br>5 vs. Duquesne, Nov. 22, 2014              | <b>FG Made</b><br>4 at St. Bonaventure, Nov. 11, 2013     | <b>FT Made</b><br>2 vs. Arlington Baptist, Feb. 18, 2014               |
| <b>Assists</b><br>1 (3x) last vs. SW Adventist, Feb. 22, 2014 | <b>FG Attempts</b><br>6 at St. Bonaventure, Nov. 11, 2013 | <b>FT Attempts</b><br>4 (2x) last vs. Arlington Baptist, Feb. 18, 2014 |
| <b>Steals</b><br>1 vs. Duquesne, Nov. 22, 2014                | <b>3FG Made</b><br>None                                   |  |

## Career Statistics

| (Cl.)        | Year  | GP-GS       | Min-Avg.       | FG-FGA       | Pct.        | 3FG-FGA    | Pct.        | FT-FTA     | Pct.        | O-D-Tot          | Avg        | PF-FO       | A        | TO        | Blk      | Stl      | Pts       | Avg        |
|--------------|-------|-------------|----------------|--------------|-------------|------------|-------------|------------|-------------|------------------|------------|-------------|----------|-----------|----------|----------|-----------|------------|
| (Jr.)        | 13-14 | 19-0        | 127-6.7        | 17-33        | .515        | 0-1        | .000        | 4-8        | .500        | 13-20--33        | 1.7        | 19-0        | 3        | 10        | 3        | 0        | 38        | 2.0        |
| (Sr.)        | 14-15 | 11-0        | 37-3.4         | 3-9          | .333        | 0-0        | .000        | 0-0        | .000        | 6-2--8           | 0.7        | 3-0         | 0        | 2         | 0        | 1        | 6         | 0.5        |
| <b>TOTAL</b> |       | <b>30-0</b> | <b>164-5.5</b> | <b>20-42</b> | <b>.476</b> | <b>0-1</b> | <b>.000</b> | <b>4-8</b> | <b>.500</b> | <b>19-22--41</b> | <b>1.4</b> | <b>22-0</b> | <b>3</b> | <b>12</b> | <b>3</b> | <b>1</b> | <b>44</b> | <b>1.5</b> |



# #20 CHRISTIAN ALBRIGHT

6-7 | 240 | FR-RS | F | DALLAS, TEXAS (EPISCOPAL SCHOOL)


**Quick Facts:** Spent the 2013-14 season as a redshirt on the Wildcats' roster. ... Albright, who signed with the Wildcats out the Episcopal School of Dallas, had more than 20 NCAA Division I offers on the table before deciding to join ACU. ... Albright was a top 50 overall player and top 15 power forward in the state by Texashoops.com. ... As a senior he averaged 16 points, 13 rebounds, five blocks and three assists per game while leading his team to a 23-17 record. ... As a junior he averaged 14 points, 10 rebounds and three blocks per game while shooting 50 percent from the floor (40 percent from 3-point range) and 75 percent from the free throw line. ... Albright was a three-time all-state and all-conference selection, and was a three-time team MVP.

## 2014-15 Game-By-Game Statistics

| Date         | Opponent            | GS        | Min.       | FG-FGA       | Pct.        | 3FG-FGA    | Pct.        | FT-FTA       | Pct.        | O-D-Tot          | Avg        | PF-FO       | A         | TO        | Blk      | Stl      | Pts       | Avg        |
|--------------|---------------------|-----------|------------|--------------|-------------|------------|-------------|--------------|-------------|------------------|------------|-------------|-----------|-----------|----------|----------|-----------|------------|
| 11/14        | Hillsdale Baptist   |           | 12         | 3-6          | .500        | 0-0        | .000        | 1-2          | .500        | 2-1--3           | 3.0        | 1-0         | 1         | 0         | 0        | 1        | 7         | 7.0        |
| 11/19        | at Tulsa            |           | 14         | 1-3          | .333        | 0-0        | .000        | 0-0          | .000        | 1-2--3           | 3.0        | 3-0         | 1         | 0         | 2        | 0        | 2         | 4.5        |
| 11/22        | Duquesne            | *         | 10         | 2-5          | .400        | 0-0        | .000        | 0-0          | .000        | 1-3--4           | 3.3        | 4-0         | 1         | 2         | 1        | 0        | 4         | 4.3        |
| 11/25        | Jarvis Christian    | *         | 20         | 4-4          | 1.000       | 0-0        | .000        | 3-4          | .750        | 2-7--9           | 4.8        | 4-0         | 2         | 2         | 1        | 1        | 11        | 6.0        |
| 11/29        | at UC-Riverside     | *         | 13         | 1-6          | .167        | 0-0        | .000        | 3-4          | .750        | 2-0--2           | 4.2        | 2-0         | 0         | 2         | 1        | 0        | 5         | 5.8        |
| 12/04        | Sacramento State    | *         | 23         | 3-6          | .500        | 0-0        | .000        | 0-0          | .000        | 1-1--2           | 3.8        | 3-0         | 2         | 3         | 0        | 0        | 6         | 5.8        |
| 12/06        | at Houston          | *         | 20         | 2-3          | .667        | 0-0        | .000        | 0-0          | .000        | 5-5--10          | 4.7        | 4-0         | 2         | 2         | 1        | 1        | 4         | 5.6        |
| 12/13        | N. New Mexico       | *         | 18         | 2-6          | .333        | 0-0        | .000        | 2-3          | .667        | 0-6--6           | 4.9        | 1-0         | 2         | 1         | 0        | 0        | 6         | 5.6        |
| 12/17        | at Loyola-Chicago   |           | 15         | 0-6          | .000        | 0-1        | .000        | 0-0          | .000        | 2-1--3           | 4.7        | 5-1         | 1         | 1         | 0        | 0        | 0         | 5.0        |
| 12/20        | at Boise State      | *         | 18         | 1-7          | .143        | 0-0        | .000        | 0-0          | .000        | 1-1--2           | 4.4        | 2-0         | 0         | 1         | 0        | 0        | 2         | 4.7        |
| 12/22        | vs. S.C. State      | *         | 17         | 1-2          | .500        | 0-0        | .000        | 0-0          | .000        | 0-2--2           | 4.2        | 2-0         | 0         | 2         | 0        | 0        | 2         | 4.5        |
| 12/23        | vs. Ark.-Pine Bluff | *         | 23         | 3-7          | .429        | 0-0        | .000        | 1-1          | 1.000       | 1-4--5           | 4.3        | 2-0         | 0         | 3         | 0        | 0        | 7         | 4.7        |
| 12/28        | at Grand Canyon     | *         | 20         | 5-7          | .714        | 0-0        | .000        | 1-3          | .333        | 1-2--3           | 4.2        | 0-0         | 3         | 1         | 2        | 1        | 11        | 5.2        |
| 01/04        | * vs. Central Ark.  | *         | 10         | 1-3          | .333        | 0-0        | .000        | 0-0          | .000        | 0-3--3           | 4.1        | 1-0         | 2         | 3         | 0        | 1        | 2         | 4.9        |
| 01/10        | * vs. Nicholls      |           | 3          | 0-2          | .000        | 0-0        | .000        | 0-0          | .000        | 0-0--0           | 3.8        | 0-0         | 1         | 0         | 0        | 0        | 0         | 4.6        |
| 01/13        | * at NW State       |           | 4          | 0-0          | .000        | 0-0        | .000        | 0-0          | .000        | 1-0--1           | 3.6        | 0-0         | 1         | 0         | 0        | 0        | 0         | 4.3        |
| 01/17        | * Stephen F. Austin |           | 1          | 0-0          | .000        | 0-0        | .000        | 0-0          | .000        | 0-0--0           | 3.4        | 0-0         | 0         | 1         | 0        | 0        | 0         | 4.1        |
| 01/20        | * at McNeese St.    |           |            |              |             |            |             |              |             |                  |            |             |           |           |          |          |           |            |
| 01/24        | * Incarnate Word    |           |            |              |             |            |             |              |             |                  |            |             |           |           |          |          |           |            |
| 01/26        | * Sam Houston St.   |           |            |              |             |            |             |              |             |                  |            |             |           |           |          |          |           |            |
| 01/31        | * at Lamar          |           |            |              |             |            |             |              |             |                  |            |             |           |           |          |          |           |            |
| 02/02        | * at Hou. Baptist   |           |            |              |             |            |             |              |             |                  |            |             |           |           |          |          |           |            |
| 02/07        | * SE Louisiana      |           |            |              |             |            |             |              |             |                  |            |             |           |           |          |          |           |            |
| 02/09        | * vs. Lamar         |           |            |              |             |            |             |              |             |                  |            |             |           |           |          |          |           |            |
| 02/16        | * at Sam Houston    |           |            |              |             |            |             |              |             |                  |            |             |           |           |          |          |           |            |
| 02/21        | * at SE Louisiana   |           |            |              |             |            |             |              |             |                  |            |             |           |           |          |          |           |            |
| 02/24        | * TAMCC             |           |            |              |             |            |             |              |             |                  |            |             |           |           |          |          |           |            |
| 02/28        | * at New Orleans    |           |            |              |             |            |             |              |             |                  |            |             |           |           |          |          |           |            |
| 03/03        | * Houston Baptist   |           |            |              |             |            |             |              |             |                  |            |             |           |           |          |          |           |            |
| 03/05        | * at Incarnate Word |           |            |              |             |            |             |              |             |                  |            |             |           |           |          |          |           |            |
| 03/07        | * at TAMCC          |           |            |              |             |            |             |              |             |                  |            |             |           |           |          |          |           |            |
| <b>Total</b> |                     | <b>11</b> | <b>241</b> | <b>29-73</b> | <b>.397</b> | <b>0-1</b> | <b>.000</b> | <b>11-17</b> | <b>.647</b> | <b>20-38--58</b> | <b>3.4</b> | <b>34-1</b> | <b>19</b> | <b>24</b> | <b>8</b> | <b>5</b> | <b>69</b> | <b>4.1</b> |

## INDIVIDUAL SINGLE-GAME HIGHS

|  |  |   |
|--|--|---|
| <b>Points</b><br>11 (2x) last at Grand Canyon, Dec. 28, 2014     | <b>Blocks</b><br>2 (2x) at Grand Canyon, Dec. 28, 2014           | <b>3FG Attempts</b><br>None                                       |
| <b>Rebounds</b><br>10 at Houston, Dec. 6, 2014                   | <b>FG Made</b><br>5 at Grand Canyon, Dec. 28, 2014               | <b>FT Made</b><br>3 (2x) last at Cal-Riverside, Nov. 29, 2014     |
| <b>Assists</b><br>2 (5x) last vs. Central Arkansas, Jan. 4, 2015 | <b>FG Attempts</b><br>7 (3x) last at Grand Canyon, Dec. 28, 2014 | <b>FT Attempts</b><br>4 (2x) last at Cal-Riverside, Nov. 29, 2014 |
| <b>Steals</b><br>1 (3x) last at Grand Canyon, Dec. 28, 2014      | <b>3FG Made</b><br>None  |   |



# #22 DRAKE GREEN

6-3 | 170 | FR. | G | HOUSTON, TEXAS (CLEAR LAKE HS)

**Quick Facts:** Expected to play a key role for the Wildcats as a freshman in 2014-15. ... As a high school senior in 2013-14, Green averaged 12.7 points and 4.9 rebounds per game. ... He was a first team all-district and first team all-region selection as a senior. ... As a junior in 2012-13, Green averaged 13.8 points during his final eight games to help lead the Falcons to the state playoffs. ... Clear Lake was knocked out of the playoffs by eventual Class 5A state champion Fort Bend Travis, despite Green's 15 points. ... Green earned second team all-District 24-5A honors for his play as a junior. ... Played at Clear Lake HS for head coach Tommy Penders Jr.

## 2014-15 Game-By-Game Statistics

| Date         | Opponent            | GS | Min.       | FG-FGA       | Pct.        | 3FG-FGA    | Pct.        | FT-FTA     | Pct.        | O-D-Tot         | Avg        | PF-FO       | A        | TO       | Blk      | Stl      | Pts       | Avg        |
|--------------|---------------------|----|------------|--------------|-------------|------------|-------------|------------|-------------|-----------------|------------|-------------|----------|----------|----------|----------|-----------|------------|
| 11/14        | Hillsdale Baptist   |    | 11         | 0-4          | .000        | 0-2        | .000        | 0-0        | .000        | 0-1--1          | 1.0        | 3-0         | 1        | 2        | 0        | 2        | 0         | 0.0        |
| 11/19        | at Tulsa            |    | 3          | 0-0          | .000        | 0-0        | .000        | 0-2        | .000        | 0-0--0          | 0.5        | 1-0         | 0        | 0        | 0        | 0        | 0         | 0.0        |
| 11/22        | Duquesne            |    | 4          | 1-3          | .333        | 0-0        | .000        | 0-0        | .000        | 0-1--1          | 0.7        | 0-0         | 0        | 0        | 0        | 0        | 2         | 0.7        |
| 11/25        | Jarvis Christian    |    | 15         | 2-9          | .222        | 0-3        | .000        | 3-4        | .750        | 0-2--2          | 1.0        | 0-0         | 2        | 1        | 0        | 1        | 7         | 2.3        |
| 11/29        | at UC-Riverside     |    | 7          | 0-1          | .000        | 0-0        | .000        | 0-0        | .000        | 0-1--1          | 1.0        | 0-0         | 0        | 0        | 0        | 0        | 0         | 1.8        |
| 12/04        | Sacramento State    |    | 6          | 1-1          | 1.000       | 0-0        | .000        | 0-0        | .000        | 0-0--0          | 0.8        | 2-0         | 0        | 1        | 0        | 0        | 2         | 1.8        |
| 12/06        | at Houston          |    | 12         | 3-5          | .600        | 1-1        | 1.000       | 0-0        | .000        | 1-0--1          | 0.9        | 1-0         | 1        | 0        | 0        | 0        | 7         | 2.6        |
| 12/13        | N. New Mexico       |    | 14         | 2-3          | .667        | 0-1        | .000        | 0-0        | .000        | 0-2--2          | 1.0        | 4-0         | 0        | 1        | 0        | 0        | 4         | 2.8        |
| 12/17        | at Loyola-Chicago   |    | 9          | 1-3          | .333        | 0-0        | .000        | 0-0        | .000        | 0-0--0          | 0.9        | 2-0         | 0        | 1        | 0        | 0        | 2         | 2.7        |
| 12/20        | at Boise State      |    | 16         | 0-3          | .000        | 0-0        | .000        | 0-0        | .000        | 0-1--1          | 0.9        | 0-0         | 1        | 0        | 0        | 0        | 0         | 2.4        |
| 12/22        | vs. S.C. State      |    |            |              |             |            |             |            |             | ----- dnp ----- |            |             |          |          |          |          |           |            |
| 12/23        | vs. Ark.-Pine Bluff |    |            |              |             |            |             |            |             | ----- dnp ----- |            |             |          |          |          |          |           |            |
| 12/28        | at Grand Canyon     |    | 4          | 0-0          | .000        | 0-0        | .000        | 0-0        | .000        | 0-0--0          | 0.8        | 1-0         | 0        | 0        | 0        | 0        | 0         | 2.2        |
| 01/04        | * vs. Central Ark.  |    | 4          | 0-0          | .000        | 0-0        | .000        | 0-0        | .000        | 0-1--1          | 0.8        | 0-0         | 0        | 0        | 0        | 0        | 0         | 2.0        |
| 01/10        | * vs. Nicholls      |    | 5          | 0-2          | .000        | 0-1        | .000        | 0-0        | .000        | 0-0--0          | 0.8        | 0-0         | 0        | 0        | 0        | 1        | 0         | 1.8        |
| 01/13        | * at NW State       |    |            |              |             |            |             |            |             | ----- dnp ----- |            |             |          |          |          |          |           |            |
| 01/17        | * Stephen F. Austin |    | 7          | 2-2          | 1.000       | 1-1        | 1.000       | 0-0        | .000        | 0-1--1          | 0.8        | 0-0         | 0        | 0        | 0        | 0        | 5         | 2.1        |
| 01/20        | * at McNeese St.    |    |            |              |             |            |             |            |             |                 |            |             |          |          |          |          |           |            |
| 01/24        | * Incarnate Word    |    |            |              |             |            |             |            |             |                 |            |             |          |          |          |          |           |            |
| 01/26        | * Sam Houston St.   |    |            |              |             |            |             |            |             |                 |            |             |          |          |          |          |           |            |
| 01/31        | * at Lamar          |    |            |              |             |            |             |            |             |                 |            |             |          |          |          |          |           |            |
| 02/02        | * at Hou. Baptist   |    |            |              |             |            |             |            |             |                 |            |             |          |          |          |          |           |            |
| 02/07        | * SE Louisiana      |    |            |              |             |            |             |            |             |                 |            |             |          |          |          |          |           |            |
| 02/09        | * vs. Lamar         |    |            |              |             |            |             |            |             |                 |            |             |          |          |          |          |           |            |
| 02/16        | * at Sam Houston    |    |            |              |             |            |             |            |             |                 |            |             |          |          |          |          |           |            |
| 02/21        | * at SE Louisiana   |    |            |              |             |            |             |            |             |                 |            |             |          |          |          |          |           |            |
| 02/24        | * TAMCC             |    |            |              |             |            |             |            |             |                 |            |             |          |          |          |          |           |            |
| 02/28        | * at New Orleans    |    |            |              |             |            |             |            |             |                 |            |             |          |          |          |          |           |            |
| 03/03        | * Houston Baptist   |    |            |              |             |            |             |            |             |                 |            |             |          |          |          |          |           |            |
| 03/05        | * at Incarnate Word |    |            |              |             |            |             |            |             |                 |            |             |          |          |          |          |           |            |
| 03/07        | * at TAMCC          |    |            |              |             |            |             |            |             |                 |            |             |          |          |          |          |           |            |
| <b>Total</b> |                     |    | <b>117</b> | <b>12-36</b> | <b>.333</b> | <b>2-9</b> | <b>.222</b> | <b>3-6</b> | <b>.500</b> | <b>1-10--11</b> | <b>0.8</b> | <b>14-0</b> | <b>5</b> | <b>6</b> | <b>0</b> | <b>4</b> | <b>29</b> | <b>2.1</b> |

## INDIVIDUAL SINGLE-GAME HIGHS

### Points

7 (2x) last at Houston, Dec. 6, 2014

### Rebounds

2 (2x) vs. Northern N.M., Dec. 13, 2014

### Assists

2 vs. Jarvis Christian, Nov. 25, 2014

### Steals

2 vs. Hillsdale Free Will, Nov. 14, 2014

### Blocks

None

### FG Made

3 at Houston, Dec. 6, 2014

### FG Attempts

9 vs. Jarvis Christian, Nov. 25, 2014

### 3FG Made

1 at Houston, Dec. 6, 2014

### 3FG Attempts


3 vs. Jarvis Christian, Nov. 25, 2014

### FT Made

3 vs. Jarvis Christian, Nov. 25, 2014

### FT Attempts

4 vs. Jarvis Christian, Nov. 25, 2014



# #33 DURAN PORTER

6-8 | 230 | JR. | F | MACON, GA. (TALLAHASSEE C.C.)

**Quick Facts:** Will likely start at center for the Wildcats in 2014-15, his first season after transferring from Tallahassee Community College. ... As a sophomore at Tallahassee Community College in 2013-14, Porter averaged 5.0 points and 3.0 rebounds per game while shooting 64.7 percent from the field. ... He was a Panhandle Conference honorable mention selection after his sophomore season. ... As a freshman he helped his team to a 15-13 record. ... He averaged 1.6 points and 1.7 rebounds in 28 games as a freshman with Tallahassee. ... Signed with Tallahassee out of Westside High School in Macon, Ga. ... Played for coach Josh Grube.

## 2014-15 Game-By-Game Statistics

| Date         | Opponent            | GS       | Min.       | FG-FGA       | Pct.        | 3FG-FGA    | Pct.        | FT-FTA      | Pct.        | O-D-Tot          | Avg        | PF-FO       | A        | TO        | Blk      | Stl      | Pts       | Avg        |
|--------------|---------------------|----------|------------|--------------|-------------|------------|-------------|-------------|-------------|------------------|------------|-------------|----------|-----------|----------|----------|-----------|------------|
| 11/14        | Hillsdale Baptist   |          | 14         | 1-3          | .333        | 0-0        | .000        | 1-2         | .500        | 0-1--1           | 1.0        | 2-0         | 0        | 2         | 0        | 0        | 3         | 3.0        |
| 11/19        | at Tulsa            | *        | 23         | 3-10         | .300        | 0-0        | .000        | 0-0         | .000        | 4-2--6           | 3.5        | 2-0         | 2        | 0         | 0        | 2        | 6         | 4.5        |
| 11/22        | Duquesne            |          | 3          | 0-1          | .000        | 0-0        | .000        | 0-0         | .000        | 0-0--0           | 2.3        | 5-1         | 0        | 0         | 0        | 0        | 0         | 3.0        |
| 11/25        | Jarvis Christian    |          | 6          | 1-1          | 1.000       | 0-0        | .000        | 0-0         | .000        | 1-0--1           | 2.0        | 5-1         | 1        | 1         | 0        | 2        | 2         | 2.8        |
| 11/29        | at UC-Riverside     |          | 20         | 4-4          | 1.000       | 0-0        | .000        | 1-1         | 1.000       | 1-1--2           | 2.0        | 0-0         | 3        | 2         | 1        | 0        | 9         | 4.0        |
| 12/04        | Sacramento State    |          | 13         | 3-6          | .500        | 0-0        | .000        | 0-0         | .000        | 1-1--2           | 2.0        | 4-0         | 0        | 0         | 0        | 0        | 6         | 4.3        |
| 12/06        | at Houston          |          | 12         | 1-3          | .333        | 0-0        | .000        | 0-0         | .000        | 1-1--2           | 2.0        | 4-0         | 0        | 1         | 1        | 0        | 2         | 4.0        |
| 12/13        | N. New Mexico       |          | 20         | 3-7          | .429        | 0-0        | .000        | 3-4         | .750        | 3-1--4           | 2.3        | 3-0         | 0        | 3         | 1        | 0        | 9         | 4.6        |
| 12/17        | at Loyola-Chicago   | *        | 9          | 1-2          | .500        | 0-0        | .000        | 0-0         | .000        | 0-1--1           | 2.1        | 0-0         | 0        | 1         | 0        | 0        | 2         | 4.3        |
| 12/20        | at Boise State      |          | 18         | 0-4          | .000        | 0-0        | .000        | 0-0         | .000        | 1-0--1           | 2.0        | 0-0         | 0        | 0         | 0        | 0        | 0         | 3.9        |
| 12/22        | vs. S.C. State      |          | 8          | 1-2          | .500        | 0-0        | .000        | 0-1         | .000        | 0-0--0           | 1.8        | 1-0         | 0        | 0         | 0        | 0        | 2         | 3.7        |
| 12/23        | vs. Ark.-Pine Bluff |          | 3          | 1-1          | 1.000       | 0-0        | .000        | 0-0         | .000        | 0-0--0           | 1.7        | 1-0         | 0        | 0         | 0        | 0        | 2         | 3.6        |
| 12/28        | at Grand Canyon     |          | 3          | 0-1          | .000        | 0-0        | .000        | 0-0         | .000        | 0-0--0           | 1.5        | 1-0         | 0        | 1         | 0        | 0        | 0         | 3.3        |
| 01/04        | * vs. Central Ark   |          | 15         | 2-2          | 1.000       | 0-0        | .000        | 0-0         | .000        | 2-2--4           | 1.7        | 3-0         | 0        | 0         | 0        | 0        | 4         | 3.4        |
| 01/10        | * vs. Nicholls      |          | 21         | 4-6          | .667        | 0-0        | .000        | 2-2         | 1.000       | 2-6--8           | 2.1        | 2-0         | 0        | 4         | 2        | 0        | 10        | 3.8        |
| 01/13        | * at NW State       |          | 8          | 1-2          | .500        | 0-0        | .000        | 0-0         | .000        | 0-1--1           | 2.1        | 4-0         | 1        | 0         | 0        | 0        | 2         | 3.7        |
| 01/17        | * Stephen F. Austin |          | 24         | 4-8          | .500        | 0-0        | .000        | 0-0         | .000        | 1-1--2           | 2.1        | 2-0         | 0        | 1         | 1        | 0        | 8         | 3.9        |
| 01/20        | * at McNeese St.    |          |            |              |             |            |             |             |             |                  |            |             |          |           |          |          |           |            |
| 01/24        | * Incarnate Word    |          |            |              |             |            |             |             |             |                  |            |             |          |           |          |          |           |            |
| 01/26        | * Sam Houston St.   |          |            |              |             |            |             |             |             |                  |            |             |          |           |          |          |           |            |
| 01/31        | * at Lamar          |          |            |              |             |            |             |             |             |                  |            |             |          |           |          |          |           |            |
| 02/02        | * at Hou. Baptist   |          |            |              |             |            |             |             |             |                  |            |             |          |           |          |          |           |            |
| 02/07        | * SE Louisiana      |          |            |              |             |            |             |             |             |                  |            |             |          |           |          |          |           |            |
| 02/09        | * vs. Lamar         |          |            |              |             |            |             |             |             |                  |            |             |          |           |          |          |           |            |
| 02/16        | * at Sam Houston    |          |            |              |             |            |             |             |             |                  |            |             |          |           |          |          |           |            |
| 02/21        | * at SE Louisiana   |          |            |              |             |            |             |             |             |                  |            |             |          |           |          |          |           |            |
| 02/24        | * TAMCC             |          |            |              |             |            |             |             |             |                  |            |             |          |           |          |          |           |            |
| 02/28        | * at New Orleans    |          |            |              |             |            |             |             |             |                  |            |             |          |           |          |          |           |            |
| 03/03        | * Houston Baptist   |          |            |              |             |            |             |             |             |                  |            |             |          |           |          |          |           |            |
| 03/05        | * at Incarnate Word |          |            |              |             |            |             |             |             |                  |            |             |          |           |          |          |           |            |
| 03/07        | * at TAMCC          |          |            |              |             |            |             |             |             |                  |            |             |          |           |          |          |           |            |
| <b>Total</b> |                     | <b>2</b> | <b>220</b> | <b>30-63</b> | <b>.476</b> | <b>0-0</b> | <b>.000</b> | <b>7-10</b> | <b>.700</b> | <b>17-18--35</b> | <b>2.1</b> | <b>39-2</b> | <b>7</b> | <b>16</b> | <b>6</b> | <b>4</b> | <b>67</b> | <b>3.9</b> |

## INDIVIDUAL SINGLE-GAME HIGHS

### Points

10 vs. Nicholls, Jan. 10, 2015

### Rebounds

8 vs. Nicholls, Jan. 10, 2015

### Assists

3 at Cal-Riverside, Nov. 29, 2014

### Steals

2 (2x) last vs. Jarvis Christian, Nov. 25, 2014

### Blocks

2 vs. Nicholls, Jan. 10, 2015

### FG Made

4 (2x) last vs. Nicholls, Jan. 10, 2015

### FG Attempts

10 at Tulsa, Nov. 19, 2014

### 3FG Made

None

### 3FG Attempts

None

### FT Made

3 vs. Northern N.M., Dec. 13, 2014

### FT Attempts

4 vs. Northern N.M., Dec. 13, 2014



# #42 DAVID HANSON

6-0 | 170 | JR. | G | STOCKTON, ENGLAND

**Quick Facts:** Will play a backup guard position for the Wildcats after transferring from Kankakee Community College last year and sitting out the 2013-14 season. ... As a freshman at Kankakee Community College in 2010-11, Hanson played in 34 games and averaged 6.4 points per game and hit 85 percent of his free throws. ... He also averaged 2.0 rebounds, 2.6 assists and 1.7 steals per game for the Falcons. ... Hanson hit three throws in the final 22.1 seconds to break a 56-56 tie against Highland Community College to give the Falcons a 59-56 win and the Region IV championship. ...As a high school senior in 2008-09, he averaged 16 points, 4 assists and 3 rebounds per game.

## 2014-15 Game-By-Game Statistics

| Date         | Opponent            | GS       | Min.      | FG-FGA     | Pct.        | 3FG-FGA    | Pct.        | FT-FTA     | Pct.        | O-D-Tot       | Avg        | PF-FO      | A        | TO       | Blk      | Stl      | Pts      | Avg        |
|--------------|---------------------|----------|-----------|------------|-------------|------------|-------------|------------|-------------|---------------|------------|------------|----------|----------|----------|----------|----------|------------|
| 11/14        | Hillsdale Baptist   |          | 2         | 0-1        | .000        | 0-1        | .000        | 0-0        | .000        | 0-0--0        | 0.0        | 1-0        | 1        | 0        | 0        | 1        | 0        | 0.0        |
| 11/19        | at Tulsa            |          |           |            |             |            |             |            | dnp         |               |            |            |          |          |          |          |          |            |
| 11/22        | Duquesne            |          |           |            |             |            |             |            | dnp         |               |            |            |          |          |          |          |          |            |
| 11/25        | Jarvis Christian    |          | 3         | 1-2        | .500        | 1-1        | 1.000       | 0-0        | .000        | 0-0--0        | 0.0        | 0-0        | 1        | 0        | 0        | 0        | 3        | 1.5        |
| 11/29        | at UC-Riverside     |          |           |            |             |            |             |            | dnp         |               |            |            |          |          |          |          |          |            |
| 12/04        | Sacramento State    |          | 0         | 0-0        | .000        | 0-0        | .000        | 0-0        | .000        | 0-1--1        | 0.3        | 0-0        | 0        | 0        | 0        | 0        | 0        | 1.0        |
| 12/06        | at Houston          |          |           |            |             |            |             |            | dnp         |               |            |            |          |          |          |          |          |            |
| 12/13        | N. New Mexico       |          | 8         | 0-2        | .000        | 0-0        | .000        | 0-0        | .000        | 0-1--1        | 0.5        | 0-0        | 1        | 1        | 1        | 0        | 0        | 0.8        |
| 12/17        | at Loyola-Chicago   |          | 3         | 0-0        | .000        | 0-0        | .000        | 0-0        | .000        | 0-0--0        | 0.4        | 0-0        | 0        | 0        | 0        | 0        | 0        | 0.6        |
| 12/20        | at Boise State      |          |           |            |             |            |             |            | dnp         |               |            |            |          |          |          |          |          |            |
| 12/22        | vs. S.C. State      |          |           |            |             |            |             |            | dnp         |               |            |            |          |          |          |          |          |            |
| 12/23        | vs. Ark.-Pine Bluff |          |           |            |             |            |             |            | dnp         |               |            |            |          |          |          |          |          |            |
| 12/28        | at Grand Canyon     |          |           |            |             |            |             |            | dnp         |               |            |            |          |          |          |          |          |            |
| 01/04        | * vs. Central Ark.  |          | 0         | 0-0        | .000        | 0-0        | .000        | 0-0        | .000        | 0-0--0        | 0.3        | 0-0        | 0        | 0        | 0        | 0        | 0        | 0.5        |
| 01/10        | * vs. Nicholls      |          | 1         | 0-0        | .000        | 0-0        | .000        | 0-0        | .000        | 0-1--1        | 0.4        | 0-0        | 0        | 0        | 0        | 0        | 0        | 0.4        |
| 01/13        | * at NW State       |          |           |            |             |            |             |            | dnp         |               |            |            |          |          |          |          |          |            |
| 01/17        | * Stephen F. Austin |          | 1         | 0-0        | .000        | 0-0        | .000        | 0-2        | .000        | 1-0--1        | 0.5        | 0-0        | 0        | 0        | 0        | 0        | 0        | 0.4        |
| 01/20        | * at McNeese St.    |          |           |            |             |            |             |            |             |               |            |            |          |          |          |          |          |            |
| 01/24        | * Incarnate Word    |          |           |            |             |            |             |            |             |               |            |            |          |          |          |          |          |            |
| 01/26        | * Sam Houston St.   |          |           |            |             |            |             |            |             |               |            |            |          |          |          |          |          |            |
| 01/31        | * at Lamar          |          |           |            |             |            |             |            |             |               |            |            |          |          |          |          |          |            |
| 02/02        | * at Hou. Baptist   |          |           |            |             |            |             |            |             |               |            |            |          |          |          |          |          |            |
| 02/07        | * SE Louisiana      |          |           |            |             |            |             |            |             |               |            |            |          |          |          |          |          |            |
| 02/09        | * vs. Lamar         |          |           |            |             |            |             |            |             |               |            |            |          |          |          |          |          |            |
| 02/16        | * at Sam Houston    |          |           |            |             |            |             |            |             |               |            |            |          |          |          |          |          |            |
| 02/21        | * at SE Louisiana   |          |           |            |             |            |             |            |             |               |            |            |          |          |          |          |          |            |
| 02/24        | * TAMCC             |          |           |            |             |            |             |            |             |               |            |            |          |          |          |          |          |            |
| 02/28        | * at New Orleans    |          |           |            |             |            |             |            |             |               |            |            |          |          |          |          |          |            |
| 03/03        | * Houston Baptist   |          |           |            |             |            |             |            |             |               |            |            |          |          |          |          |          |            |
| 03/05        | * at Incarnate Word |          |           |            |             |            |             |            |             |               |            |            |          |          |          |          |          |            |
| 03/07        | * at TAMCC          |          |           |            |             |            |             |            |             |               |            |            |          |          |          |          |          |            |
| <b>Total</b> |                     | <b>0</b> | <b>18</b> | <b>1-5</b> | <b>.200</b> | <b>1-2</b> | <b>.500</b> | <b>0-2</b> | <b>.000</b> | <b>1-3--4</b> | <b>0.5</b> | <b>1-0</b> | <b>3</b> | <b>1</b> | <b>1</b> | <b>1</b> | <b>3</b> | <b>0.4</b> |

## INDIVIDUAL SINGLE-GAME HIGHS

### Points

3 vs. Jarvis Christian, Nov. 25, 2014

### Rebounds

1 (4x) last vs. Stephen F. Austin, Jan. 17, 2015

### Assists

1 (3x) last vs. Northern N.M., Dec. 13, 2014

### Steals

1 vs. Hillsdale Free Will, Nov. 14, 2014

### Blocks

1 vs. Northern N.M., Dec. 13, 2014

### FG Made

1 vs. Jarvis Christian, Nov. 25, 2014

### FG Attempts

2 (2x) last vs. Northern N.M., Dec. 13, 2014

### 3FG Made

1 vs. Jarvis Christian, Nov. 25, 2014

### 3FG Attempts

1 vs. Jarvis Christian, Nov. 25, 2014

### FT Made

None

### FT Attempts

None

# ACU MEN'S RECORDS

## Top Career Scorers

| PLAYER               | G   | SEASONS      | POINTS |
|----------------------|-----|--------------|--------|
| 1. Corey Stone       | 110 | 1991-95      | 1,848  |
| 2. Rodney Fedell     | 115 | 1976-80      | 1,810  |
| 3. Randall Moore     | 115 | 1976-80      | 1,698  |
| 4. Andrew Prince     | 82  | 1972-75      | 1,624  |
| 5. Jim Reynolds      | 70  | 1961-64      | 1,618  |
| 6. Robert McLeod     | 100 | 1957-61      | 1,607  |
| 7. Hunter Cooley     | 104 | 87-90, 91-92 | 1,595  |
| 8. Ronnie Hearne     | 75  | 1968-71      | 1,547  |
| 9. Charles Cleek     | 98  | 1962-66      | 1,504  |
| 10. Rodney Lee       | 106 | 1999-2004    | 1,498  |
| 11. John Ray Godfrey | 93  | 1964-68      | 1,467  |
| 12. Jared Mosley     | 109 | 1995-99      | 1,457  |

## Top Season Scorers

| PLAYER              | G  | SEASON  | POINTS |
|---------------------|----|---------|--------|
| 1. Hakim Rasul      | 25 | 2004-05 | 649    |
| 2. Andrew Prince    | 29 | 1973-74 | 642    |
| 3. Jim Reynolds     | 27 | 1963-64 | 599    |
| 4. Andrew Prince    | 28 | 1974-75 | 592    |
| 5. Hunter Cooley    | 29 | 1991-92 | 588    |
| 6. Jim Reynolds     | 23 | 1962-63 | 584    |
| 7. Ronnie Hearne    | 26 | 1969-70 | 573    |
| 8. John Ray Godfrey | 24 | 1967-68 | 571    |
| 9. Jared Mosley     | 28 | 1997-98 | 557    |
| 10. Rodney Fedell   | 32 | 1979-80 | 547    |
| Randall Moore       | 32 | 1979-80 | 547    |

## Top Career Rebounders

| PLAYER            | G   | SEASONS | REBOUNDS |
|-------------------|-----|---------|----------|
| 1. Robert McLeod  | 100 | 1957-61 | 1,237    |
| 2. Andrew Prince  | 82  | 1972-75 | 1,000    |
| 3. Rodney Fedell  | 115 | 1976-80 | 939      |
| 4. Willie Calvert | 71  | 1970-73 | 905      |
| 5. Charles Cleek  | 98  | 1962-66 | 889      |
| 6. Greg McElvy    | 74  | 1972-75 | 783      |

## Top Season Rebounders

| PLAYER            | G  | SEASON  | REBOUNDS |
|-------------------|----|---------|----------|
| 1. Andrew Prince  | 29 | 1973-74 | 445      |
| 2. Robert McLeod  | 27 | 1958-59 | 368      |
| 3. Willie Calvert | 25 | 1971-72 | 354      |
| 4. Greg McElvy    | 28 | 1974-75 | 353      |
| 5. Willie Calvert | 26 | 1972-73 | 346      |
| 6. Andrew Prince  | 28 | 1974-75 | 321      |
| 7. Robert McLeod  | 27 | 1959-60 | 317      |
| 8. Randy Scott    | 27 | 1977-78 | 312      |
| 9. Odie Dolton    | 26 | 1976-77 | 298      |
| 10. Ronnie Massey | 26 | 1969-70 | 291      |

## Individual Records

### Most Total Points Scored

**Four years** ..... 1,845, Corey Stone, 1991-95  
**Three years** ..... 1,624, Andrew Prince, 1972-75  
**Season** ..... 642, Andrew Prince, 1973-74  
**Senior** ..... 599, Jim Reynolds, 1963-74  
**Junior** ..... 649, Hakim Rasul, 2004-05  
**Sophomore** ..... 530, Corey Stone, 1992-93  
**Freshman** ..... 389, Brett Enzor, 1984-85  
**Game** ..... 45, Jim Reynolds vs. West Texas State, 1963

### Best Scoring Average

**Four years** ..... 16.8, Corey Stone, 1991-95  
**Three years** ..... 23.1, Jim Reynolds, 1961-64  
**Two years** ..... 23.8, Jim Reynolds, 1961-63  
**Season** ..... 26.0, Hakim Rasul, 2004-05

## Most Rebounds

**Career** ..... 1,237, Robert McLeod, 1957-61  
**Season** ..... 445, Andrew Prince, 1973-74  
**Game** ..... 26, Greg McElvy vs. HPU, 1974

## Best Rebound Average

**Career** ..... 12.7, Willie Calvert, 1970-73  
**Season** ..... 15.3, Andrew Prince, 1973-74

## Most Field Goals Attempted

**Career** ..... 1,522, Corey Stone, 1991-95  
**Season** ..... 474, Hakim Rasul, 2004-05  
**Game** ..... 33, Ronnie Hearne vs. SW Texas State, 1969

## Most Field Goals Made

**Career** ..... 714, Rodney Fedell, 1976-80  
**Season** ..... 238, Jim Reynolds, 1962-63  
**Game** ..... 18, Robert McLeod vs. Eastern New Mexico, 1959  
                   18, Jim Reynolds vs. West Texas State, 1963

## Most Free Throws Attempted

**Career** ..... 584, Rodney Fedell, 1976-80  
**Season** ..... 262, Andrew Prince, 1973-74  
**Game** ..... 21, Brett Enzor vs. East Texas, 1984-85

## Most Free Throws Made

**Career** ..... 382, Rodney Fedell, 1976-80  
**Season** ..... 178, Andrew Prince, 1973-74  
**Game** ..... 17, Brett Enzor vs. East Texas, 1984-85

## Best Field Goal Percent

**Career** ..... .617, Rodney Fedell, 1976-80 (714 of 1,157)  
**Season** ..... .667, Kent Martens, 1971-72

## Best Free Throw Percent

**Career** ..... .856, Kevin Lonesome, 1978-80 (107 of 125)  
**Season** ..... .931, Eddie Thompson, 2009-10 (54-of-58)

## Assists

**Career** ..... 789, Randall Moore, 1976-80  
**Season** ..... 221, Randall Moore, 1979-80  
**Game** ..... 18, Randall Moore vs. Wayland Baptist, 1978

## Most 3-pt FG Made

**Career** ..... 281, Charles Jackson, 1995-99  
**Season** ..... 94, David Baxter, 2004-05  
**Game** ..... 8, Corey Stone vs. Arkansas-Little Rock, 03 Dec 1994  
                   8, David Baxter vs. Angelo State, 24 Jan 2005  
                   8, Julian Edmonson vs. Southwest Adventist, 22 Feb 2014

## Most 3-pt FG Attempted

**Career** ..... 700, Charles Jackson, 1995-99  
**Season** ..... 267, David Baxter, 2004-05  
**Game** ..... 17, Bryan Heaps vs. Nebraska-Kearney 04 Dec 1992

## Best 3-pt FG Percent

**Career** ..... .432, Parker Wentz, 2012-present (171 of 396)  
                   (four years) .. .401, Charles Jackson, 1995-99 (281 of 700)  
**Season** ..... .438, Greg LoPour, 1988-89 (42 of 96)  
**Game** ..... 1.000 (6-of-6) Marcus Washington at East Central, Jan. 9, 2010;  
                   Marcus Washington at SE Oklahoma State, Jan. 7, 2010;  
                   Eddie Thompson vs. Northeastern State, Dec. 21, 2009

## Games

**Career** ..... 115, Rodney Fedell and Randall Moore, 1976-80  
**Season** ..... 32, Rodney Fedell, Randall Moore, Kevin Lonesome,  
                   Randy Scott, Craig Williams, Jeff Johnson, 1979-80

## Team Records

### Most Games Won

Season ..... 27, 1979-80, 27 wins, 5 losses  
Consecutive ..... 14, 1941-42 (last 9) and 1942-43 (first 5)

### Most Games Lost

Season ..... 26, 1990-91, 0 wins, 26 losses  
Consecutive ..... 38, 1989-90 (last 12) and 1990-91 (all 26)

### Most Points Scored in One Game

Wildcats ..... 130 vs. Paul Quinn, 130-80, Abilene, 1976  
Opponent ..... 141 vs. Central Oklahoma, 96-141, Edmond, Feb. 12, 1990  
Combined ..... 246 vs. Central Oklahoma, 118-128, Feb. 20, 1993

### Most Points Scored in Season

Wildcats ..... 2,522, 2007-08, won 20, lost 9  
Opponent ..... 2,557, 1989-90, won 3, lost 24

### Best Season Scoring Average

Wildcats ..... 87.0, 2007-08, 2,522 points in 29 games  
Opponent ..... 97.2, 1990-91, 2,528 points in 26 games

### Most Field Goals Attempted

Season ..... 2,228, 1973-74  
Game ..... 109 vs. Paul Quinn, 1976 (47 of 109)

### Most Field Goals Made

Season ..... 1,021, 1973-74  
Game ..... 57 vs. Paul Quinn, 1976

### Best Field Goal Percent

Season ..... .537, 1964-65, won 17, lost 9  
Game ..... .737 vs. Texas A&M-Kingsville (42-57), 1983

### Most Free Throws Attempted

Season ..... 889, 1952-53, won 16, lost 12  
Game ..... 66 vs. St. Mary's, 1959

### Most Free Throws Made

Season ..... 616, 1959-60, won 16, lost 12  
Game ..... 49 vs. Texas A&M-Kingsville, 1979

### Best Free Throw Percent

Season ..... .749 (499-of-666), 2013-14  
Game ..... 1.000 vs. IUPU-Fort Wayne (14-14), 1987

### Most 3-pt FG Made

Season ..... 241 in 2005-06; 241 in 2013-14  
Game ..... 21 vs. Southwestern Adventist, 22 Feb 2014

### Most 3-pt FG Attempted

Season ..... 616 in 1995-96  
Game ..... 40 vs. Central Oklahoma 04 Jan 1996

### Best 3-pt FG Percent

Season ..... .402 in 2013-14 (241-of-600)  
Game ..... .727 vs. St. Edward's (8 of 11) 06 Dec 1991

### Most Rebounds

Season ..... 1,499, 1973-74, won 14, lost 15  
Game ..... 77 vs. Colorado College, 1960  
77 vs. Texas A&M-Kingsville, 1975

### Best Rebound Average

Season ..... 51.7, 1973-74, won 14, lost 15

### Highest Personal Foul Average

Season ..... 23.1, 1968-69, 578 in 25 games

### Lowest Personal Foul Average

Season ..... 14.9, 1958-89, 401 in 27 games

### Most Personal Fouls

Game ..... 37 vs. Southeast Oklahoma, 1951

### Fewest Personal Fouls

Game ..... 4 vs. Southwest Texas State, 1957

### Assists

Season ..... 632, 1985-86, won 23, lost 7  
Game ..... 37 vs. Panhandle, Okla., 1976

### Best Rebound Percent

Season ..... .547, 1963-64, won 18, lost 9

## Moody Coliseum Team Records

### Most Points Scored

Wildcats ..... 130 vs. Paul Quinn, 130-80, 16 Nov 1976  
Opponent ..... 117 vs. East Texas State, 97-117, 19 Feb 1990  
Combined ..... 218 vs. East Texas State, 121-97, 17 Nov 1977

### Most Field Goals Attempted

Wildcats ..... 109 vs. Paul Quinn, 21 Nov 1977  
Opponent ..... 99 vs. Texas Wesleyan, 8 Dec 1975

### Most Field Goals Made

Wildcats ..... 57 vs. Paul Quinn, 16 Nov 1976  
Opponent ..... 48 vs. Louisiana Tech, 3 Mar 1973  
48 vs. S.F. Austin State, 25 Feb 1974

### Best Field Goal Percent

Wildcats ..... .711 vs. S.F. Austin State(27-38), 12 Jan 1980  
Opponent ..... .707 vs. East Texas State (29-41), 30 Jan 1984

### Most Free Throws Attempted

Wildcats ..... 49 vs. East Texas State, 12 Jan 1977  
Opponent ..... 57 vs. Texas A&M-Commerce (36 of 57), 09 Jan 1997

### Most Free Throws Made

Wildcats ..... 41 vs. East Texas State, 12 Dec 1977  
Opponent ..... 36 vs. Texas A&M-Commerce (36 of 57), 09 Jan 1997

### Best Free Throw Percent

Wildcats ..... 1.000 vs. Howard Payne (8-8), 20 Nov 1990  
Opponent ..... .923 vs. Sul Ross State (12-13), 13 Jan 1992

### Most Rebounds

Wildcats ..... 77 vs. Texas A&M-Kingsville, 13 Jan 1975  
Opponent ..... 67 vs. Paul Quinn, 20 Nov 1978

### Most Fouls

Wildcats ..... 33 vs. Paul Quinn, 21 Nov 1977; A&M-Commerce, 09 Jan 1997  
Opponent ..... 34 vs. East Texas State, 12 Feb 1977

## Moody Coliseum Individual Records

### Most Points Scored

Wildcats ..... 44, David Baxter, Angelo State, 24 Jan 2005  
Opponent ..... 50, Brandon Burney, Tarleton State, 01 Feb 2001

### Most Field Goals Attempted

Wildcats ..... 33, Ronnie Hearne vs. SW Texas, 17 Dec 1968  
Opponent ..... 35, David Renn, Arkansas State, 27 Feb 1968

## Most Field Goals Made

|                       |   |
|-----------------------|---|
| <b>Wildcats</b> ..... | 17, John Ray Godfrey vs. Arkansas State, 2 Feb 1968 |
|                       | 17, Rodney Fedell vs. Wayland Baptist, 29 Nov 1977  |
| <b>Opponent</b> ..... | 17, Mike Green, Louisiana Tech, 3 Mar 1973          |
|                       | 17, Wallace Williams, Eastern NM, 10 Jan 1984       |
|                       | 17, Davie Foote, Central Oklahoma, 2 Feb 1991       |

## Best Field Goal Percent (most attempts)

|                       |  |
|-----------------------|--|
| <b>Wildcats</b> ..... | 1.000, Rodney Fedell vs. St. Edward's (11-11), 16 Dec 1977         |
| <b>Opponent</b> ..... | 1.000, Rashawn Thomas, Texas A&M-Corpus Christi (7-7), 08 Feb 2014 |

## Most Free Throws Attempted

|                       |  |
|-----------------------|--|
| <b>Wildcats</b> ..... | 19, Dave Merrill vs. East Texas State, 12 Feb 1977 |
| <b>Opponent</b> ..... | 20, Brandon Burney, Tarleton State, 01 Feb 2001    |

## Most Free Throws Made

|                       |  |
|-----------------------|--|
| <b>Wildcats</b> ..... | 16, Dave Merrill vs. East Texas State, 12 Feb 1977 |
| <b>Opponent</b> ..... | 14, Brandon Burney, Tarleton State, 01 Feb 2001    |

## Best Free Throw Percent

|                       |   |
|-----------------------|---|
| <b>Wildcats</b> ..... | 1.000, Jeremiah James (12-12), 8 Dec 1975;          |
|                       | 1.000, Julian Edmonson (10-10), 16 Jan 2014         |
| <b>Opponent</b> ..... | 1.000, Ronnie Arrow (12-12), SW Texas, 17 Dec 1968  |
|                       | 1.000, Alan Howard (12-12), S.F. Austin, 9 Jan 1982 |

## Most Rebounds

|                       |   |
|-----------------------|---|
| <b>Wildcats</b> ..... | 26, Greg McElvy vs. Howard Payne, 11 Feb 74 |
| <b>Opponent</b> ..... | 21, Eddie Wright, Texas Wesleyan, 8 Dec 75  |

## ACU in NCAA Tournaments

ACU has competed in the NCAA Division II region tournament nine times. Here is a summary of region games:

### 1959 • Springfield, Mo.

**First Round** – Southwest Missouri 87, Abilene Christian 67  
**Third Place** – Abilene Christian 85, Western Illinois 81 (ot)

### 1960 • Kirksville, Mo.

**First Round** – Abilene Christian 109, Colorado College 65  
**Championship** – Northeast Missouri 79, Abilene Christian 76

### 1962 • Jonesboro, Ark.

**First Round** – Southwest Missouri 57, Abilene Christian 55  
**Third Place** – Lamar 83, Abilene Christian 74

### 1964 • Beaumont, Texas

**First Round** – Abilene Christian 73, Lamar 71  
**Championship** – Southeast Missouri 90, Abilene Christian 87

### 1965 • Warrensburg, Mo.

**First Round** – Abilene Christian 91, Doane College (Neb.) 50  
**Championship** – Washington (St. Louis) 69, Abilene Christian 66

### 1966 • Jonesboro, Ark.

**First Round** – Abilene Christian 94, Jackson State (Miss.) 79  
**Championship** – Abilene Christian 63, Southwest Missouri 58

### 1986 • Cape Girardeau, Mo.

**First Round** – Southwest Missouri 94, Abilene Christian 72  
**Third Place** – Abilene Christian 73, Sam Houston State 60

### 1987 • Amarillo, Texas

**First Round** – Delta State 88, Abilene Christian 71  
**Third Place** – West Texas State 67, Abilene Christian 63

### 1999 • Wichita Falls, Texas

**Quarterfinals** – Abilene Christian 102, West Texas A&M 96 (3 OT)  
**Semifinals** – Abilene Christian 79, Pittsburg State 59  
**Championship** – Truman State 76, Abilene Christian 69

## NCAA South Central Region Tournament Summary

| YEAR          | WON      | LOST      | ACU POINTS   | OPP. POINTS  | ALL-TOURNAMENT                      |
|---------------|----------|-----------|--------------|--------------|-------------------------------------|
| 1959          | 1        | 1         | 152          | 168          | Buddy Tarver, g                     |
| 1960          | 1        | 1         | 185          | 144          | Robert McLeod, f                    |
| 1962          | 0        | 2         | 129          | 140          | Jim Reynolds, f                     |
| 1964          | 1        | 1         | 160          | 161          | Jim Reynolds, f<br>Charles Cleek, c |
| 1965          | 1        | 1         | 157          | 119          | Jerry Morgan, c<br>Charles Cleek, c |
| 1966          | 2        | 0         | 157          | 137          | Charles Cleek, c<br>Terry Priest, f |
| 1986          | 1        | 1         | 145          | 154          |                                     |
| 1987          | 0        | 2         | 134          | 155          | Roderick Johnson, g                 |
| 1999          | 2        | 1         | 250          | 231          | Jared Mosley, f<br>Peter Kiganya, f |
| <b>TOTALS</b> | <b>9</b> | <b>10</b> | <b>1,469</b> | <b>1,429</b> |                                     |

## ACU Men's Basketball Coaches

| NAME                       | SEASONS   | YEARS               | W            | L            | PCT.        |
|----------------------------|-----------|---------------------|--------------|--------------|-------------|
| Dad Noles                  | 1         | 1921-22             | 5            | 2            | .714        |
| Shanon Hays                | 3         | 1996-99             | 58           | 26           | .617        |
| Willard Tate               | 7         | 1973-80             | 119          | 79           | .601        |
| Vic Payne                  | 2         | 1922-24             | 11           | 8            | .579        |
| Vernon McCasland           | 1         | 1919-20             | 4            | 3            | .571        |
| A.B. Morris                | 29        | 1924-55             | 306          | 248          | .552        |
| Dee Nutt (1955-69)         | 16        | 1988-90             | 208          | 201          | .509        |
| Garnie Hatch               | 4         | 1969-73             | 50           | 51           | .495        |
| Mike Martin                | 10        | 1980-88, 99-02      | 148          | 152          | .493        |
| Tony Mauldin               | 5         | 1991-96             | 61           | 78           | .439        |
| Joe Golding                | 4         | 2011-12-present     | 44           | 58           | .432        |
| Klint Pleasant             | 3         | 2002-05             | 33           | 48           | .407        |
| Jason Copeland             | 6         | 2005-11             | 65           | 96           | .404        |
| Darryn Shearmire (interim) | 1         | 1990-91             | 0            | 26           | .000        |
| G.C. Morlan                | 1         | 1920-21             | 0            | 2            | .000        |
| <b>TOTALS</b>              | <b>93</b> | <b>1919-present</b> | <b>1,112</b> | <b>1,078</b> | <b>.508</b> |

## ACU Championship Teams

|         |  |
|---------|--|
| 1937-38 | Texas Conference   |
| 1947-48 | Texas Conference   |
| 1948-49 | Texas Conference   |
| 1949-50 | Texas Conference   |
| 1950-51 | Texas Conference tri-champions                           |
| 1952-53 | Texas Conference   |
| 1956-57 | Gulf Coast Conference                                    |
| 1964-65 | Southland Conference co-champions                        |
| 1965-66 | Southland Conference                                     |
| 1967-68 | Southland Conference                                     |
| 1974-75 | Lone Star Conference west zone                           |
| 1979-80 | Lone Star Conference regular season and NAIA District IV |
| 1984-85 | Lone Star Conference and LSC postseason tournament       |
| 1985-86 | Lone Star Conference and LSC postseason tournament       |
| 1986-87 | Lone Star Conference co-champions and LSC tournament     |

## ACU Year-by-Year Scoring Leaders

| YEAR    | NAME          | G  | FG  | FT  | TP  | AVG. |
|---------|---------------|----|-----|-----|-----|------|
| 1940-41 | Leon Reese    | 20 |     |     | 279 | 14.0 |
| 1941-42 | Leon Locke    | 19 |     |     | 191 | 10.1 |
| 1942-43 | J. E. Smith   |    |     |     |     |      |
| 1945-46 | J. E. Smith   | 14 |     |     | 137 | 9.8  |
| 1946-47 | J. E. Smith   | 19 |     |     | 188 | 9.9  |
| 1947-48 | Dee Nutt      | 24 |     |     | 299 | 12.5 |
| 1948-49 | Dee Nutt      | 24 |     |     | 402 | 16.8 |
| 1949-50 | Dee Nutt      | 23 |     |     | 287 | 12.5 |
| 1950-51 | Oscar Dorsey  | 23 | 109 | 48  | 266 | 11.6 |
| 1951-52 | Bill Johnson  | 23 | 143 | 98  | 384 | 16.7 |
| 1952-53 | Bill Johnson  | 28 | 144 | 128 | 416 | 14.8 |
| 1953-54 | Ed Brown      | 21 | 108 | 109 | 325 | 15.5 |
| 1954-55 | Jack McCall   | 22 | 116 | 80  | 312 | 14.2 |
| 1955-56 | James Emerson | 21 | 157 | 118 | 432 | 20.6 |
| 1956-57 | James Emerson | 24 | 141 | 115 | 397 | 16.5 |
| 1957-58 | Robert McLeod | 24 | 105 | 55  | 265 | 11.0 |
| 1958-59 | Robert McLeod | 27 | 189 | 107 | 485 | 18.0 |

|         |                     |    |     |     |     |      |
|---------|---------------------|----|-----|-----|-----|------|
| 1959-60 | Gene Denman         | 28 | 186 | 150 | 522 | 18.6 |
| 1960-61 | Robert McLeod       | 22 | 157 | 140 | 418 | 19.0 |
| 1961-62 | Jim Reynolds        | 20 | 175 | 85  | 435 | 21.8 |
| 1962-63 | Jim Reynolds        | 23 | 238 | 108 | 584 | 25.4 |
| 1963-64 | Jim Reynolds        | 27 | 237 | 125 | 599 | 22.2 |
| 1964-65 | Charles Cleek       | 26 | 201 | 111 | 513 | 19.7 |
| 1965-66 | Charles Cleek       | 28 | 196 | 92  | 484 | 17.3 |
| 1966-67 | David Wray          | 22 | 184 | 107 | 475 | 21.6 |
| 1967-68 | John Ray Godfrey    | 24 | 229 | 113 | 571 | 23.8 |
| 1968-69 | Ronnie Hearne       | 25 | 209 | 79  | 497 | 19.9 |
| 1969-70 | Ronnie Hearne       | 26 | 199 | 175 | 573 | 22.8 |
| 1970-71 | Ronnie Hearne       | 24 | 171 | 135 | 477 | 19.9 |
| 1971-72 | Kent Martens        | 21 | 136 | 52  | 324 | 15.4 |
| 1972-73 | Willie Calvert      | 26 | 211 | 78  | 500 | 19.2 |
| 1973-74 | Andrew Prince       | 29 | 232 | 178 | 642 | 22.1 |
| 1974-75 | Andrew Prince       | 28 | 233 | 126 | 592 | 21.1 |
| 1975-76 | Dave Merrill        | 24 | 200 | 106 | 506 | 20.2 |
| 1976-77 | Dave Merrill        | 28 | 190 | 119 | 499 | 17.8 |
| 1977-78 | Rodney Fedell       | 27 | 182 | 87  | 451 | 16.7 |
| 1978-79 | Rodney Fedell (tie) | 28 | 174 | 111 | 459 | 16.4 |
|         | Randall Moore (tie) | 28 | 185 | 89  | 459 | 16.4 |
| 1979-80 | Randall Moore (tie) | 32 | 226 | 95  | 547 | 17.1 |
|         | Rodney Fedell (tie) | 32 | 216 | 115 | 547 | 17.1 |
| 1980-81 | John Lewis          | 27 | 164 | 72  | 400 | 14.8 |
| 1981-82 | Craig Williams      | 23 | 139 | 60  | 338 | 14.7 |
| 1982-83 | Craig Williams      | 24 | 143 | 47  | 333 | 13.9 |
| 1983-84 | James Wright        | 29 | 162 | 123 | 447 | 15.4 |
| 1984-85 | James Wright        | 28 | 157 | 112 | 426 | 15.2 |
| 1985-86 | Michael Williams    | 29 | 185 | 60  | 430 | 14.8 |
| 1986-87 | Floyd Logan         | 26 | 151 | 58  | 363 | 14.0 |
| 1987-88 | Floyd Logan         | 26 | 160 | 49  | 383 | 14.7 |
| 1988-89 | Emmitt Davis        | 27 | 200 | 111 | 517 | 19.1 |
| 1989-90 | Joffery Jones       | 19 | 144 | 58  | 368 | 19.4 |
| 1990-91 | Marc Johnson        | 26 | 125 | 51  | 333 | 12.8 |
| 1991-92 | Hunter Cooley       | 29 | 216 | 109 | 588 | 20.3 |
| 1992-93 | Corey Stone         | 28 | 201 | 79  | 520 | 18.9 |
| 1993-94 | Corey Stone         | 29 | 183 | 62  | 488 | 16.8 |
| 1994-95 | Corey Stone         | 26 | 194 | 86  | 545 | 21.0 |
| 1995-96 | Broderick Bobb      | 27 | 153 | 150 | 456 | 16.9 |
| 1996-97 | Broderick Bobb      | 27 | 122 | 127 | 371 | 13.7 |
| 1997-98 | Jared Mosley        | 28 | 204 | 139 | 557 | 19.9 |
| 1998-99 | Jared Mosley        | 28 | 178 | 164 | 530 | 18.9 |
| 1999-00 | Peter Kiganya       | 26 | 200 | 83  | 515 | 19.8 |
| 2000-01 | Peter Kiganya       | 25 | 149 | 104 | 411 | 16.4 |
| 2001-02 | Rodney Lee          | 26 | 119 | 51  | 353 | 13.6 |
| 2002-03 | Rodney Lee          | 27 | 160 | 87  | 504 | 18.7 |
| 2003-04 | David Baxter        | 27 | 135 | 59  | 409 | 15.1 |
| 2004-05 | Hakim Rasul         | 25 | 246 | 149 | 649 | 26.0 |
| 2005-06 | Demarquez Rembert   | 27 | 136 | 81  | 417 | 15.4 |
| 2006-07 | Philip Brooks       | 25 | 118 | 112 | 388 | 15.5 |
| 2007-08 | Dejan Sencanski     | 29 | 191 | 79  | 521 | 18.0 |
| 2008-09 | Dejan Sencanski     | 24 | 161 | 60  | 423 | 17.6 |
| 2009-10 | Eddie Thompson      | 27 | 132 | 54  | 395 | 14.6 |
| 2010-11 | Zach Williams       | 22 | 88  | 25  | 265 | 12.0 |
| 2011-12 | Antonio Bell        | 28 | 104 | 95  | 354 | 12.6 |
| 2012-13 | Eric Lawton         | 26 | 159 | 65  | 450 | 17.3 |
| 2013-14 | Parker Wentz        | 31 | 136 | 80  | 431 | 13.0 |

## ACU Year-by-Year Rebounding Leaders

| YEAR    | NAME            | G  | REBOUNDS | AVG. |
|---------|-----------------|----|----------|------|
| 1957-58 | Robert McLeod   | 24 | 264      | 11.0 |
| 1958-59 | Robert McLeod   | 27 | 368      | 13.6 |
| 1959-60 | Robert McLeod   | 27 | 317      | 11.7 |
| 1960-61 | Robert McLeod   | 22 | 288      | 13.1 |
| 1961-62 | Jim Reynolds    | 20 | 234      | 11.7 |
| 1962-63 | Jim Reynolds    | 23 | 254      | 11.0 |
| 1963-64 | Charles Cleek   | 27 | 259      | 9.6  |
| 1964-65 | Charles Cleek   | 26 | 248      | 9.5  |
| 1965-66 | Charles Cleek   | 28 | 260      | 9.3  |
| 1966-67 | Wendell Stewart | 22 | 221      | 10.0 |
| 1967-68 | Wendell Stewart | 23 | 239      | 10.4 |
| 1968-69 | Marion Lewis    | 25 | 198      | 7.9  |
| 1969-70 | Ronnie Massey   | 26 | 291      | 11.2 |
| 1970-71 | Willie Calvert  | 20 | 205      | 10.3 |
| 1971-72 | Willie Calvert  | 25 | 354      | 14.2 |
| 1972-73 | Willie Calvert  | 26 | 346      | 13.3 |
| 1973-74 | Andrew Prince   | 29 | 445      | 15.3 |
| 1974-75 | Greg McElvy     | 28 | 353      | 12.6 |

|         |                 |    |     |      |
|---------|-----------------|----|-----|------|
| 1975-76 | Odis Dolton     | 26 | 298 | 11.5 |
| 1976-77 | Odis Dolton     | 28 | 236 | 8.4  |
| 1977-78 | Randy Scott     | 27 | 312 | 11.6 |
| 1978-79 | Larry Hendrix   | 27 | 257 | 9.5  |
| 1979-80 | Rodney Fedell   | 32 | 270 | 8.4  |
| 1980-81 | Craig Williams  | 27 | 221 | 8.2  |
| 1981-82 | Craig Williams  | 23 | 177 | 7.7  |
| 1982-83 | Craig Williams  | 24 | 185 | 7.7  |
| 1983-84 | James Wright    | 29 | 170 | 5.9  |
| 1984-85 | James Wright    | 28 | 286 | 10.2 |
| 1985-86 | Keith Scales    | 30 | 221 | 7.4  |
|         | James Joseph    | 22 | 162 | 7.4  |
| 1986-87 | James Joseph    | 26 | 202 | 7.8  |
| 1987-88 | Emmitt Davis    | 26 | 162 | 6.2  |
| 1988-89 | Emmitt Davis    | 27 | 219 | 8.1  |
| 1989-90 | Rick Rigsbee    | 19 | 172 | 9.1  |
| 1990-91 | Jim Reynolds    | 23 | 131 | 5.7  |
| 1991-92 | Hudson Souto    | 29 | 226 | 7.8  |
| 1992-93 | Tim Spurlock    | 28 | 208 | 7.4  |
| 1993-94 | Tim Spurlock    | 29 | 152 | 5.2  |
| 1994-95 | Jason Millwee   | 26 | 155 | 6.0  |
| 1995-96 | Broderick Bobb  | 27 | 195 | 7.2  |
| 1996-97 | Broderick Bobb  | 27 | 167 | 6.2  |
| 1997-98 | Jared Mosley    | 28 | 183 | 6.5  |
| 1998-99 | Peter Kiganya   | 28 | 190 | 6.8  |
| 1999-00 | Peter Kiganya   | 26 | 215 | 8.3  |
| 2000-01 | Peter Kiganya   | 25 | 266 | 10.6 |
| 2001-02 | Tucker Pierson  | 24 | 138 | 5.8  |
| 2002-03 | Tucker Pierson  | 27 | 234 | 8.7  |
| 2003-04 | Tucker Pierson  | 27 | 236 | 9.1  |
| 2004-05 | Hakim Rasul     | 25 | 238 | 9.5  |
| 2005-06 | Mauro Matai     | 27 | 181 | 6.7  |
| 2006-07 | Cortnie Ross    | 26 | 141 | 5.4  |
| 2007-08 | Dejan Sencanski | 29 | 182 | 6.3  |
| 2008-09 | Dejan Sencanski | 24 | 147 | 6.1  |
| 2009-10 | Giordan Cole    | 27 | 148 | 5.5  |
| 2010-11 | Giordan Cole    | 26 | 147 | 5.7  |
| 2011-12 | Dosh Simms      | 28 | 161 | 5.8  |
| 2012-13 | Dosh Simms      | 22 | 191 | 8.7  |
| 2013-14 | Austin Cooke    | 31 | 177 | 5.7  |

## Best Wildcat Games

| NAME             | OPPONENT     | DATE     | FGS | FGA | FTS | FTA | TP |
|------------------|--------------|----------|-----|-----|-----|-----|----|
| Jim Reynolds     | WTSU         | 2-4-63   | 18  | 28  | 9   | 12  | 45 |
| David Baxter     | ASU          | 1-24-05  | 11  | 22  | 14  | 14  | 44 |
| Robert McLeod    | ENMU         | 2-16-59  | 18  | 25  | 7   | 12  | 43 |
| Hunter Cooley    | Angelo       | 2-6-92   | 15  | 19  | 7   | 7   | 42 |
| Peter Kiganya    | Central Okla | 12-2-99  | 17  | 27  | 0   | 0   | 41 |
| John Ray Godfrey | Trinity      | 2-1-67   | 15  | 22  | 11  | 13  | 41 |
| John Ray Godfrey | Ark State    | 2-27-68  | 17  | 24  | 7   | 12  | 41 |
| Robert McLeod    | SW Okla      | 12-13-60 | 16  | 27  | 7   | 9   | 39 |
| Charles Cleek    | McMurry      | 1-25-65  | 15  | 20  | 9   | 11  | 39 |
| Hakim Rasul      | Dallas Chr   | 12-09-04 | 16  | 19  | 6   | 9   | 38 |
| Rodney Lee       | St. Edward's | 11-26-02 | 12  | 21  | 7   | 8   | 38 |
| Jared Mosley     | UCO          | 2-26-98  | 15  | 24  | 8   | 10  | 38 |
| Kent Martens     | Lamar        | 2-28-72  | 16  | 22  | 6   | 11  | 38 |
| Jim Reynolds     | Wayland      | 2-3-64   | 16  | 25  | 6   | 6   | 38 |
| David Baxter     | Angelo State | 2-23-04  | 14  | 26  | 4   | 4   | 37 |
| Hunter Cooley    | UMHB         | 12-19-91 | 14  | 18  | 6   | 7   | 37 |
| Michael Williams | TAMK         | 1-20-86  | 12  | 16  | 13  | 15  | 37 |
| Rodney Fedell    | Wayland      | 11-29-77 | 17  | 22  | 3   | 5   | 37 |
| Hunter Cooley    | Cameron      | 3-5-92   | 14  | 22  | 6   | 6   | 36 |
| Dave Merrill     | TLC          | 12-30-75 | 12  | 15  | 12  | 12  | 36 |
| Charles Cleek    | Ark State    | 1-11-64  | 14  | 19  | 8   | 10  | 36 |
| John Ray Godfrey | Lamar        | 1-6-68   | 15  | 25  | 6   | 8   | 36 |
| John Ray Godfrey | Trinity      | 1-13-68  | 14  | 22  | 8   | 11  | 36 |
| Willie Calvert   | UTA          | 2-25-72  | 11  | 15  | 14  | 15  | 36 |
| Willie Calvert   | Lamar        | 1-13-73  | 16  | 20  | 4   | 5   | 36 |
| Ronnie Hearne    | UTA          | 1-25-71  | 12  | 17  | 12  | 14  | 36 |
| Hakim Rasul      | ECU          | 1-08-05  | 12  | 25  | 11  | 12  | 35 |
| Corey Stone      | UALR         | 12-3-94  | 11  | 25  | 5   | 6   | 35 |
| Bryan Heaps      | Adams State  | 11-27-92 | 11  | 24  | 8   | 10  | 35 |
| Joffery Jones    | Emporia      | 12-29-88 | 14  | 24  | 7   | 9   | 35 |
| Michael Williams | ENMU         | 2-15-86  | 16  | 25  | 3   | 6   | 35 |
| Dave Merrill     | ETSU         | 1-22-76  | 11  | 18  | 13  | 16  | 35 |
| Jim Reynolds     | Trinity      | 12-1-63  | 13  | 24  | 9   | 11  | 35 |
| John Ray Godfrey | Angelo       | 12-1-67  | 15  | 26  | 5   | 6   | 35 |

## Best Wildcat Seasons

### 600-Point Club

| NAME          | YEAR  | G  | FG  | FT  | TP  | AVG. |
|---------------|-------|----|-----|-----|-----|------|
| Hakim Rasul   | 04-05 | 25 | 246 | 149 | 649 | 26.0 |
| Andrew Prince | 73-74 | 29 | 232 | 178 | 642 | 22.1 |

### 500-Point Club

| NAME             | YEAR  | G  | FG  | FT  | TP  | AVG. |
|------------------|-------|----|-----|-----|-----|------|
| Jim Reynolds     | 63-64 | 27 | 237 | 125 | 599 | 22.2 |
| Andrew Prince    | 74-75 | 28 | 233 | 126 | 592 | 21.1 |
| Hunter Cooley    | 91-92 | 29 | 216 | 109 | 588 | 20.3 |
| Jim Reynolds     | 62-63 | 23 | 238 | 108 | 584 | 24.4 |
| Ronnie Hearne    | 69-70 | 26 | 199 | 175 | 573 | 22.0 |
| John Ray Godfrey | 67-68 | 24 | 229 | 113 | 571 | 23.8 |
| Jared Mosley     | 97-98 | 28 | 204 | 139 | 557 | 19.9 |
| Randall Moore    | 79-80 | 32 | 226 | 95  | 547 | 17.1 |
| Rodney Fedell    | 79-80 | 32 | 216 | 115 | 547 | 17.1 |
| Corey Stone      | 94-95 | 26 | 194 | 86  | 545 | 21.0 |
| David Baxter     | 04-05 | 27 | 167 | 94  | 542 | 20.1 |
| Corey Stone      | 92-93 | 28 | 201 | 79  | 530 | 18.9 |
| Jared Mosley     | 98-99 | 28 | 178 | 164 | 530 | 18.9 |
| Gene Denman      | 59-60 | 28 | 186 | 150 | 522 | 18.6 |
| Dejan Sencanski  | 07-09 | 53 | 352 | 139 | 944 | 17.8 |
| Emmitt Davis     | 88-89 | 27 | 200 | 111 | 517 | 19.1 |
| Peter Kiganya    | 99-00 | 26 | 200 | 83  | 515 | 19.8 |
| Joffery Jones    | 88-89 | 27 | 196 | 106 | 514 | 19.0 |
| Charles Cleek    | 64-65 | 26 | 201 | 111 | 513 | 19.7 |
| Dave Merrill     | 75-76 | 25 | 200 | 106 | 506 | 20.2 |
| Rodney Lee       | 02-03 | 27 | 160 | 97  | 504 | 18.7 |
| Willie Calvert   | 72-73 | 26 | 211 | 78  | 500 | 19.2 |

### 400-Point Club

| NAME          | YEAR  | G  | FG  | FT  | TP  | AVG. |
|---------------|-------|----|-----|-----|-----|------|
| Dave Merrill  | 76-77 | 28 | 190 | 119 | 499 | 17.8 |
| Ronnie Hearne | 68-69 | 25 | 209 | 79  | 497 | 19.9 |
| Corey Stone   | 93-94 | 29 | 183 | 62  | 488 | 16.8 |
| Hunter Cooley | 89-90 | 27 | 174 | 114 | 487 | 18.0 |

|                    |       |    |     |     |     |      |
|--------------------|-------|----|-----|-----|-----|------|
| Robert McLeod      | 58-59 | 27 | 189 | 107 | 485 | 18.0 |
| Charles Cleek      | 65-66 | 28 | 196 | 92  | 484 | 17.3 |
| Ronnie Hearne      | 70-71 | 24 | 171 | 135 | 477 | 19.9 |
| David Wray         | 66-67 | 22 | 184 | 107 | 475 | 21.6 |
| Mike Allen         | 59-60 | 28 | 176 | 114 | 466 | 16.6 |
| Corwin Ragland     | 07-08 | 27 | 129 | 147 | 461 | 17.1 |
| Rodney Fedell      | 78-79 | 28 | 174 | 111 | 459 | 16.4 |
| Randall Moore      | 78-79 | 28 | 185 | 89  | 459 | 16.4 |
| Broderick Bobb     | 95-96 | 27 | 153 | 150 | 456 | 16.9 |
| Pat Agnew          | 61-62 | 27 | 192 | 69  | 453 | 16.8 |
| Bryan Heaps        | 92-93 | 28 | 137 | 105 | 452 | 16.7 |
| Marion Lewis       | 68-69 | 25 | 184 | 83  | 451 | 18.1 |
| Rodney Fedell      | 77-78 | 27 | 182 | 87  | 451 | 16.7 |
| Eric Lawton        | 12-13 | 26 | 159 | 65  | 450 | 17.3 |
| James Wright       | 83-84 | 29 | 162 | 123 | 447 | 15.4 |
| Robert McLeod      | 59-60 | 27 | 160 | 119 | 439 | 16.3 |
| Bryan Heaps        | 93-94 | 29 | 134 | 100 | 438 | 15.1 |
| Brandon Callahan   | 07-08 | 29 | 154 | 87  | 437 | 15.1 |
| Jim Reynolds       | 61-62 | 20 | 175 | 85  | 435 | 21.8 |
| James Emerson      | 55-56 | 21 | 157 | 118 | 432 | 20.6 |
| Parker Wentz       | 13-14 | 31 | 136 | 80  | 431 | 13.9 |
| Michael Williams   | 85-86 | 29 | 185 | 60  | 430 | 14.8 |
| James Wright       | 84-85 | 28 | 157 | 112 | 426 | 15.2 |
| Brett Enzor        | 85-86 | 29 | 177 | 71  | 425 | 14.7 |
| John Robinson      | 84-85 | 28 | 180 | 64  | 424 | 15.1 |
| Dejan Sencanski    | 08-09 | 24 | 161 | 60  | 423 | 17.6 |
| Robert McLeod      | 60-61 | 22 | 157 | 140 | 418 | 19.0 |
| Larry Rogers       | 61-62 | 28 | 155 | 108 | 418 | 14.9 |
| Demarcquez Rembert | 05-06 | 27 | 136 | 81  | 417 | 15.4 |
| Bill Johnson       | 52-53 | 28 | 144 | 128 | 416 | 14.8 |
| Peter Kiganya      | 00-01 | 25 | 149 | 104 | 411 | 16.4 |
| Keith Scales       | 85-86 | 30 | 188 | 34  | 410 | 13.7 |
| David Baxter       | 03-04 | 27 | 135 | 59  | 409 | 15.1 |
| Mike Allen         | 60-61 | 24 | 150 | 108 | 408 | 17.0 |
| Ryant Greene       | 84-85 | 27 | 163 | 79  | 405 | 15.0 |
| Charles Jackson    | 95-96 | 27 | 141 | 34  | 402 | 14.9 |
| Dee Nutt           | 48-49 | 24 |     |     | 402 | 16.8 |
| John Lewis         | 80-81 | 27 | 164 | 72  | 400 | 14.8 |
| Ryant Greene       | 85-86 | 29 | 162 | 76  | 400 | 13.8 |

# WILDCATS ON HONOR TEAMS

## ALL-AMERICA HONORS

### Associated Press

#### First Team

1967-68 ..... John Ray Godfrey, g

#### Third Team

1965-66 ..... Charles Cleek, f

#### Honorable Mention

1962-63 ..... Jim Reynolds, f

1963-64 ..... Jim Reynolds, f

1966-67 ..... John Ray Godfrey, g

1966-67 ..... David Wray, g

### United Press Internation

#### Second Team

1962-63 ..... Jim Reynolds, f

1967-68 ..... John Ray Godfrey, g

#### Third Team

1965-66 ..... Charles Cleek, f

### U.S. Basketball

#### Coaches Association

#### Second Team

1966-67 ..... John Ray Godfrey, g

#### Third Team

1967-68 ..... John Ray Godfrey, g

### NCAA Division II

#### Honorable Mention

1991-92 ..... Hunter Cooley, g

### NAIA

#### First Team

1979-80 ..... Rodney Fedell, f

#### Third Team

1979-80 ..... Randall Moore, g

#### Honorable Mention

1973-74 ..... Andrew Prince, f

1974-75 ..... Andrew Prince, f

1977-78 ..... Rodney Fedell, f

1981-82 ..... Craig Williams, g

## ALL-REGION / ALL-DISTRICT

### NCAA All-Region

#### First Team

1963-64 ..... Jim Reynolds, f (MVP)

1963-64 ..... Charles Cleek, f

1965-66 ..... Charles Cleek, f

1965-66 ..... Terry Priest, f

1986-87 ..... Roderick Johnson, g

1998-99 ..... Jared Mosley, f

1999-00 ..... Peter Kiganya, f

#### Second Team

1997-98 ..... Jared Mosley, f

1998-99 ..... Jared Mosley, f

2004-05 ..... Hakim Rasul, f

2007-08 ..... Corwin Ragland, g

#### Honorable Mention

1965-66 ..... John Ray Godfrey, g

### NAIA All-District

#### First Team

1973-74 ..... Andrew Prince, c

1974-75 ..... Andrew Prince, c

1976-77 ..... Dave Merrill, f

1977-78 ..... Rodney Fedell, f

1979-80 ..... Rodney Fedell, f

1979-80 ..... Randall Moore, g

1980-81 ..... Craig Williams, f

### All-Texas College

#### Dallas Morning News

#### Second Team

1964-65 ..... Charles Cleek, f

1965-66 ..... Charles Cleek, f

1966-67 ..... John Ray Godfrey, g

#### Honorable Mention

1963-64 ..... Jim Reynolds, f

1965-66 ..... John Ray Godfrey, g

## ACADEMIC HONORS

### Academic All-America

#### First Team

1998-99 ..... Jared Mosley, f

#### Third Team

1974-75 ..... Greg McElvy, c

#### Honorable Mention

1974-75 ..... Paul Palmer, g

### NCAA Post-Graduate

#### Scholarships

1999 ..... Jared Mosley, f

### All-Southland Conference

#### First Team

2013-14 ..... Parker Wentz, g

### Capital One All-District 7

#### First Team

2013-14 ..... Parker Wentz, g

### All-Lone Star Conference

#### First Team

1974-75 ..... Paul Palmer, g

Greg McElvy, c

1976-77 ..... Rodney Fedell, f-c

1977-78 ..... Rodney Fedell, f

1978-79 ..... Rodney Fedell, f

1979-80 ..... Rodney Fedell, f

1979-80 ..... Randall Moore, g

1983-84 ..... Darryn Shearmire, g

1984-85 ..... Darryn Shearmire, g

1985-86 ..... Darryn Shearmire, g

1989-90 ..... Hunter Cooley, g

1991-92 ..... Hunter Cooley, g

1993-94 ..... Justin Frazier, f

1994-95 ..... Justin Frazier, f

1995-96 ..... Jason Millwee, f

Brent Wilson, f

1996-97 ..... Jared Mosley, f-c

1997-98 ..... Jared Mosley, f

Charles Jackson, g

1998-99 ..... Jared Mosley, f

Sam Maroney, f

2001-02 ..... Tucker Pierson, f

2002-03 ..... Tucker Pierson, f

Calvin Nite, g

2003-04 ..... Tucker Pierson, f

Calvin Nite, g

Rance Bland, g

#### Honorable Mention

1973-74 ..... Paul Palmer, g

Greg McElvy, c

1976-77 ..... Kevin Keeling, f

1991-92 ..... Geoff Linder, g

Tim Spurlock, c

1996-97 ..... Steven Meadors, f

Brent Wilson, f

1998-99 ..... Charles Jackson, g

1999-00 ..... Alex Aluga, f

2007-08 ..... Riley Lambert, g

Brooks Norman, f

2008-09 ..... Riley Lambert, g

Brooks Norman, f

Marko Nikolic, c

## ALL-CONFERENCE HONORS

### All-Southland Conference

#### First Team

1963-64 ..... Jim Reynolds, f

1963-64 ..... Pat Agnew, c

1964-65 ..... Charles Cleek, f

1965-66 ..... Charles Cleek, f

1965-66 ..... John Ray Godfrey, g

1966-67 ..... John Ray Godfrey, g

1967-68 ..... John Ray Godfrey, g

1968-69 ..... Ronnie Hearne, g

1979-70 ..... Ronnie Hearne, g

1970-71 ..... Ronnie Hearne, g

#### Second Team

1963-64 ..... David Wheeler, g

1963-64 ..... Charles Cleek, f

1964-65 ..... Spencer Pickens, c

1965-66 ..... Terry Priest, f

1966-67 ..... David Wray, c

1967-68 ..... Wendell Stewart, c

1968-69 ..... Marion Lewis, f

1970-71 ..... Willie Calvert, c

1971-72 ..... Willie Calvert, c

1972-73 ..... Willie Calvert, c

#### Honorable Mention

1964-65 ..... Terry Priest, f

1964-65 ..... Jerry Morgan, f

1967-68 ..... Larry Adams, g

1968-69 ..... Ronnie Massey, f-c

1970-71 ..... Matt Scott, f

1970-71 ..... Kent Martens, c

1971-72 ..... Kent Martens, f

1972-73 ..... Andrew Prince, f

### All-Lone Star Conference

#### First Team

1974-75 ..... Andrew Prince, f

1977-78 ..... Rodney Fedell, f

1977-78 ..... Randy Scott, c

1978-79 ..... Randall Moore, g

1979-80 ..... Randall Moore, g

1979-80 ..... Rodney Fedell, f

1980-81 ..... John Lewis, g

1984-85 ..... James Wright, c

John Robinson, f

1985-86 ..... Keith Scales, f

Ryant Greene, g

Brett Enzor, g

1986-87 ..... Floyd Logan, g

1987-88 ..... Floyd Logan, g

1991-92 ..... Hunter Cooley, g

1994-95 ..... Corey Stone, f

1997-98 ..... Jared Mosley, f

1998-99 ..... Jared Mosley, f

1999-00 ..... Peter Kiganya, f

2000-01 ..... Peter Kiganya, f

2002-03 ..... Rodney Lee, g

2004-05 ..... Hakim Rasul, f

2007-08 ..... Corwin Ragland, g

Dejan Sencanski, f

#### Second Team

1973-74 ..... Andrew Prince, c

1975-76 ..... Dave Merrill, f

1976-77 ..... Dave Merrill, f

1977-78 ..... Randall Moore, g

1978-79 ..... Rodney Fedell, f

1978-79 ..... Larry Hendrix, f

1980-81 ..... Craig Williams, g

1981-82 ..... Craig Williams, g

1982-83 ..... Mike Davis, f

1983-84 ..... Mike Davis, f

1984-85 ..... Keith Scales, f

1985-86 ..... Michael Williams, f

1986-87 ..... Vincent Patton, f

1987-88 ..... Emmitt Davis, f

Alonzo Crump, c

1992-93 ..... Corey Stone, f

1993-94 ..... Corey Stone, f

Bryan Heaps, g

1995-96 ..... Broderick Bobb, c

1996-97 ..... Broderick Bobb, c

2001-02 ..... Rodney Lee, g

2003-04 ..... Rodney Lee, g

Tucker Pierson, f

2005-06 ..... Demarcquez Rembert

2007-08 ..... Brandon Callahan, g

2008-09 ..... Dejan Sencanski, f

Dante Adams, g

2012-13 ..... Eric Lawton, g

#### Honorable Mention

1973-74 ..... Jeremiah James, g

1974-75 ..... Jeremiah James, g

1974-75 ..... Greg McElvy, c

1974-75 ..... Paul Palmer, f

1975-76 ..... Odis Dolton, f

1976-77 ..... Randall Moore, g

1979-80 ..... Randy Scott, c

1982-83 ..... Greg Johnson, g

Travis Clardy, f

Ian Hyslop, c

1983-84 ..... James Wright, f

Ryant Greene, g

Ian Hyslop, c

1984-85 ..... Ryant Greene, g

Brett Enzor, g

1986-87 ..... Joffery Jones, f

Victor Patton, f

Roderick Johnson, g

James Jospeh, c

1987-88 ..... Victor Patton, f

1988-89 ..... Emmitt Davis, f

Joffery Jones, f

1989-90 ..... Hunter Cooley, g

1991-92 ..... Corey Stone, f

1992-93 ..... Bryan Heaps, g

Tim Spurlock, c

1993-94 ..... Corey Edwards, g-f

1994-95 ..... Jason Millwee, f

1998-99 ..... Peter Kiganya, f

Charles Jackson, g

2000-01 ..... Josh Goellner, c

2002-03 ..... Tucker Pierson, f

2003-04 ..... David Baxter, g

2004-05 ..... David Baxter, g

2005-06 ..... Tiago Souza, g

Mauro Matai, f

2009-10 ..... Eddie Thompson, g

2010-11 ..... Preston Davis, g

2011-12 ..... Zach Williams, g

2012-13 ..... Steven Werner, c

# ACU YEAR-BY-YEAR RECORDS

| SEASON  | COACH            | W  | L  | PCT. |         |                            |              |              |             |
|---------|------------------|----|----|------|---------|----------------------------|--------------|--------------|-------------|
| 1919-20 | Vernon McCasland | 4  | 3  | .571 | 1971-72 | Garnie Hatch               | 17           | 8            | .680        |
| 1920-21 | G.C. Morlan      | 0  | 2  | .000 | 1972-73 | Garnie Hatch               | 8            | 18           | .308        |
| 1921-22 | Dad Noles        | 5  | 2  | .714 | 1973-74 | Willard Tate               | 14           | 15           | .483        |
| 1922-23 | Vic Payne        | 5  | 1  | .833 | 1974-75 | Willard Tate               | 16           | 12           | .571        |
| 1923-24 | Vic Payne        | 6  | 7  | .480 | 1975-76 | Willard Tate               | 13           | 13           | .500        |
| 1924-25 | A.B. Morris      | 7  | 4  | .636 | 1976-77 | Willard Tate               | 19           | 9            | .679        |
| 1925-26 | A.B. Morris      | 17 | 3  | .850 | 1977-78 | Willard Tate               | 15           | 12           | .556        |
| 1926-27 | A.B. Morris      | 9  | 9  | .500 | 1978-79 | Willard Tate               | 15           | 13           | .536        |
| 1927-28 | A.B. Morris      | 11 | 6  | .647 | 1979-80 | Willard Tate               | 27           | 5            | .844        |
| 1928-29 | A.B. Morris      | 12 | 13 | .480 | 1980-81 | Mike Martin                | 10           | 17           | .370        |
| 1929-30 | A.B. Morris      | 7  | 14 | .333 | 1981-82 | Mike Martin                | 9            | 17           | .346        |
| 1930-31 | A.B. Morris      | 4  | 11 | .267 | 1982-83 | Mike Martin                | 14           | 14           | .500        |
| 1931-32 | A.B. Morris      | 9  | 5  | .643 | 1983-84 | Mike Martin                | 14           | 15           | .483        |
| 1932-33 | A.B. Morris      | 11 | 4  | .733 | 1984-85 | Mike Martin                | 18           | 10           | .643        |
| 1933-34 | A.B. Morris      | 11 | 6  | .647 | 1985-86 | Mike Martin                | 23           | 7            | .767        |
| 1934-35 | A.B. Morris      | 9  | 8  | .529 | 1986-87 | Mike Martin                | 18           | 8            | .692        |
| 1935-36 | A.B. Morris      | 12 | 9  | .600 | 1987-88 | Mike Martin                | 17           | 11           | .607        |
| 1936-37 | A.B. Morris      | 9  | 3  | .750 | 1988-89 | Dee Nutt                   | 6            | 21           | .222        |
| 1937-38 | A.B. Morris      | 16 | 2  | .889 | 1989-90 | Dee Nutt                   | 3            | 24           | .111        |
| 1938-39 | A.B. Morris      | 12 | 5  | .706 | 1990-91 | Darryn Shearmire (interim) | 0            | 26           | .000        |
| 1939-40 | A.B. Morris      | 11 | 11 | .500 | 1991-92 | Tony Mauldin               | 17           | 12           | .586        |
| 1940-41 | A.B. Morris      | 10 | 10 | .500 | 1992-93 | Tony Mauldin               | 10           | 18           | .357        |
| 1941-42 | A.B. Morris      | 13 | 6  | .684 | 1993-94 | Tony Mauldin               | 14           | 15           | .483        |
| 1942-43 | A.B. Morris      | 7  | 5  | .583 | 1994-95 | Tony Mauldin               | 7            | 19           | .269        |
| 1943-45 | no team          |    |    |      | 1995-96 | Tony Mauldin               | 13           | 14           | .481        |
| 1945-46 | A.B. Morris      | 8  | 6  | .571 | 1996-97 | Shanon Hays                | 15           | 12           | .556        |
| 1946-47 | A.B. Morris      | 14 | 5  | .737 | 1997-98 | Shanon Hays                | 22           | 6            | .786        |
| 1947-48 | A.B. Morris      | 17 | 7  | .708 | 1998-99 | Shanon Hays                | 21           | 8            | .724        |
| 1948-49 | A.B. Morris      | 14 | 10 | .583 | 1999-00 | Mike Martin                | 12           | 14           | .462        |
| 1949-50 | A.B. Morris      | 13 | 10 | .565 | 2000-01 | Mike Martin                | 6            | 20           | .231        |
| 1950-51 | A.B. Morris      | 8  | 15 | .348 | 2001-02 | Mike Martin                | 7            | 19           | .269        |
| 1951-52 | A.B. Morris      | 7  | 16 | .304 | 2002-03 | Klint Pleasant             | 13           | 14           | .481        |
| 1952-53 | A.B. Morris      | 16 | 12 | .571 | 2003-04 | Klint Pleasant             | 12           | 15           | .444        |
| 1953-54 | A.B. Morris      | 5  | 16 | .238 | 2004-05 | Klint Pleasant             | 8            | 19           | .296        |
| 1954-55 | A.B. Morris      | 7  | 16 | .304 | 2005-06 | Jason Copeland             | 8            | 19           | .296        |
| 1955-56 | Dee Nutt         | 11 | 10 | .524 | 2006-07 | Jason Copeland             | 10           | 16           | .385        |
| 1956-57 | Dee Nutt         | 12 | 13 | .480 | 2007-08 | Jason Copeland             | 20           | 9            | .690        |
| 1957-58 | Dee Nutt         | 14 | 12 | .538 | 2008-09 | Jason Copeland             | 10           | 16           | .416        |
| 1958-59 | Dee Nutt         | 20 | 7  | .741 | 2009-10 | Jason Copeland             | 8            | 19           | .296        |
| 1959-60 | Dee Nutt         | 16 | 12 | .571 | 2010-11 | Jason Copeland             | 9            | 17           | .346        |
| 1960-61 | Dee Nutt         | 12 | 12 | .500 | 2011-12 | Joe Golding                | 12           | 16           | .429        |
| 1961-62 | Dee Nutt         | 16 | 12 | .571 | 2012-13 | Joe Golding                | 12           | 14           | .462        |
| 1962-63 | Dee Nutt         | 15 | 9  | .625 | 2013-14 | Joe Golding                | 11           | 20           | .355        |
| 1963-64 | Dee Nutt         | 18 | 9  | .667 | 2014-15 | Joe Golding                | 9            | 7            | .533        |
| 1964-65 | Dee Nutt         | 17 | 9  | .654 |         | <b>TOTALS</b>              | <b>1,112</b> | <b>1,077</b> | <b>.508</b> |
| 1965-66 | Dee Nutt         | 21 | 7  | .750 |         |                            |              |              |             |
| 1966-67 | Dee Nutt         | 11 | 11 | .500 |         |                            |              |              |             |
| 1967-68 | Dee Nutt         | 11 | 13 | .458 |         |                            |              |              |             |
| 1968-69 | Dee Nutt         | 5  | 20 | .200 |         |                            |              |              |             |
| 1969-70 | Garnie Hatch     | 10 | 16 | .385 |         |                            |              |              |             |
| 1970-71 | Garnie Hatch     | 15 | 9  | .625 |         |                            |              |              |             |

# ACU ALL-TIME SERIES RECORDS

## NCAA DIVISION I OPPONENTS

|                          | ACU | OPP. |
|--------------------------|-----|------|
| U.S. Air Force           | 4   | 3    |
| American University      | 1   | 0    |
| Arkansas-Little Rock     | 0   | 1    |
| Arkansas-Pine Bluff      | 1   | 0    |
| Arkansas State           | 7   | 18   |
| Austin Peay              | 1   | 0    |
| Baylor                   | 1   | 3    |
| Boise State              | 0   | 1    |
| Bradley                  | 0   | 1    |
| Cal Poly                 | 0   | 1    |
| California-Riverside     | 0   | 2    |
| Cal State-Northridge     | 1   | 0    |
| Centenary                | 1   | 1    |
| Duquesne                 | 0   | 2    |
| Fresno State             | 0   | 1    |
| Grand Canyon             | 0   | 2    |
| Hawaii                   | 0   | 5    |
| Houston                  | 1   | 3    |
| IUPUI-Fort Wayne         | 0   | 1    |
| Iowa                     | 0   | 2    |
| Iowa State               | 0   | 1    |
| Jackson State            | 1   | 0    |
| Kansas                   | 0   | 1    |
| Kansas State*            | 1   | 2    |
| Lipscomb                 | 5   | 2    |
| Louisiana-Lafayette *    | 2   | 0    |
| Louisiana-Monroe         | 0   | 1    |
| Louisiana Tech           | 0   | 3    |
| Loyola-Chicago           | 0   | 1    |
| Marquette                | 0   | 1    |
| Maryland                 | 0   | 1    |
| Memphis State            | 0   | 2    |
| Middle Tennessee         | 1   | 0    |
| Mississippi              | 0   | 1    |
| Missouri State           | 1   | 2    |
| Murray State             | 1   | 3    |
| Nebraska-Omaha           | 0   | 1    |
| New Hampshire            | 1   | 0    |
| New Mexico               | 0   | 6    |
| New Mexico State         | 1   | 5    |
| Northern Colorado        | 4   | 2    |
| North Dakota             | 0   | 1    |
| North Texas              | 9   | 23   |
| Oklahoma                 | 0   | 1    |
| Oklahoma State           | 1   | 3    |
| Oral Roberts             | 0   | 3    |
| Pepperdine               | 1   | 1    |
| Rice                     | 0   | 2    |
| St. Bonaventure          | 0   | 1    |
| St. Louis                | 0   | 1    |
| Sacramento State         | 1   | 0    |
| Samford                  | 0   | 1    |
| Savannah State           | 1   | 0    |
| South Alabama            | 1   | 3    |
| South Carolina State     | 1   | 0    |
| Southeast Missouri State | 0   | 3    |
| Southern Illinois        | 0   | 3    |
| Southern Methodist       | 0   | 1    |
| Tennessee Tech           | 1   | 1    |
| Texas A&M                | 1   | 6    |
| Texas Christian          | 0   | 16   |
| Texas Tech               | 13  | 20   |
| Texas-Arlington          | 19  | 9    |
| Texas-El Paso            | 3   | 8    |
| Texas-Pan American       | 3   | 0    |
| Texas-San Antonio        | 0   | 1    |
| Texas State              | 13  | 36   |
| Towson                   | 0   | 1    |
| Tulsa                    | 0   | 1    |
| Western Illinois         | 1   | 0    |
| Western Kentucky         | 0   | 2    |
| Wichita State            | 0   | 5    |
| Wisconsin-Milwaukee      | 0   | 1    |
| Xavier                   | 0   | 1    |

## SOUTHLAND CONFERENCE OPPONENTS

|                  | ACU | OPP. |
|------------------|-----|------|
| Central Arkansas | 2   | 0    |
| Houston Baptist  | 3   | 0    |
| Incarnate Word   | 3   | 6    |
| Lamar            | 11  | 11   |
| McNeese State    | 0   | 4    |

|                          |    |          |
|--------------------------|----|----------|
| New Orleans              | 0  | 1        |
| Nicholls                 | 1  | 1        |
| Northwestern State (La.) | 1  | 1        |
| Sam Houston State        | 18 | 13       |
| Southeastern Louisiana   | 0  | 1        |
| Stephen F. Austin State  | 14 | 134Texas |
| A&M-Corpus Christi       | 0  | 1        |

## NCAA DIVISION II OPPONENTS

|                            | ACU | OPP. |
|----------------------------|-----|------|
| Adams State                | 20  | 1    |
| Alaska-Fairbanks           | 0   | 1    |
| Angelo State               | 59  | 43   |
| Arkansas-Monticello        | 1   | 0    |
| Cal State-Chico            | 1   | 0    |
| Cal State-East Bay         | 1   | 0    |
| Cal State-Los Angeles      | 0   | 1    |
| Cal State-San Bernardino   | 0   | 1    |
| Cameron*                   | 16  | 23   |
| Central Oklahoma           | 10  | 28   |
| Colorado School of Mines   | 2   | 0    |
| Colorado State-Pueblo      | 0   | 2    |
| Dallas Baptist             | 14  | 10   |
| Delta State                | 0   | 2    |
| Drury, Mo.                 | 0   | 1    |
| Eastern New Mexico         | 51  | 46   |
| East Central Oklahoma      | 8   | 6    |
| Emporia State              | 1   | 2    |
| Florida Tech               | 1   | 0    |
| Fort Hays State            | 2   | 5    |
| Harding                    | 2   | 0    |
| Indianapolis               | 1   | 1    |
| Kentucky Wesleyan          | 0   | 3    |
| LeMoyne-Owen               | 0   | 1    |
| Long Island Post           | 1   | 0    |
| Midwestern State           | 29  | 56   |
| Missouri-Rolla             | 1   | 0    |
| Missouri-St. Louis         | 1   | 0    |
| Missouri Southern          | 1   | 0    |
| Missouri Western           | 2   | 1    |
| Nebraska-Kearney           | 1   | 5    |
| New Mexico Highlands       | 2   | 0    |
| Newman, Kan.               | 1   | 0    |
| Northeastern State (Okla.) | 3   | 10   |
| Northwest Missouri         | 1   | 1    |
| Oklahoma Panhandle State*  | 7   | 2    |
| Ouachita Baptist           | 3   | 1    |
| Pittsburg State, Kan.      | 1   | 0    |
| Quincy, Ill.               | 0   | 1    |
| Regis, Colo.               | 1   | 1    |
| Rollins (Fla.)             | 0   | 1    |
| St. Edward's               | 30  | 9    |
| St. Mary's                 | 7   | 6    |
| Southeastern Oklahoma      | 9   | 8    |
| Southern Arkansas          | 1   | 0    |
| Southern Indiana           | 0   | 3    |
| Southwest Baptist, Mo.     | 0   | 1    |
| Southwestern Oklahoma      | 14  | 17   |
| Tarleton State             | 31  | 42   |
| Texas A&M-Commerce         | 41  | 54   |
| Texas A&M-International    | 0   | 1    |
| Texas A&M-Kingsville       | 48  | 48   |
| Texas-Permian Basin        | 9   | 2    |
| Truman State               | 1   | 2    |
| Wayland Baptist            | 29  | 30   |
| West Alabama               | 0   | 3    |
| West Texas A&M             | 25  | 76   |
| Western New Mexico         | 5   | 3    |
| Western State (Colo.)      | 1   | 0    |
| Western Washington         | 0   | 1    |

## NCAA DIVISION III OPPONENTS

|                       | ACU | OPP. |
|-----------------------|-----|------|
| Austin College        | 39  | 10   |
| Colorado College      | 2   | 1    |
| Concordia-Austin      | 4   | 1    |
| Dallas, University of | 5   | 1    |
| East Texas Baptist    | 3   | 4    |
| Hardin-Simmons        | 5   | 11   |
| Howard Payne          | 71  | 38   |
| Illinois Wesleyan     | 1   | 0    |
| Mary Hardin-Baylor    | 12  | 4    |
| Mississippi College   | 0   | 3    |
| McMurry               | 62  | 22   |

|                         |    |    |
|-------------------------|----|----|
| Schreiner               | 6  | 0  |
| Southwestern            | 32 | 6  |
| Sul Ross State          | 24 | 10 |
| Texas Lutheran          | 5  | 5  |
| Trinity                 | 39 | 12 |
| Wabash                  | 1  | 0  |
| Washington-St. Louis    | 0  | 2  |
| Wisconsin-Stevens Point | 0  | 1  |

## OTHER OPPONENTS

|                            | ACU | OPP. |
|----------------------------|-----|------|
| 2nd Inf Division           | 1   | 0    |
| American Pipeliners        | 0   | 1    |
| Arlington Baptist          | 3   | 0    |
| Arkansas College           | 0   | 1    |
| Bacone College             | 1   | 0    |
| Baptist Bible College      | 1   | 0    |
| Bethany, Kan.              | 1   | 0    |
| Bethany-Nazarene           | 1   | 0    |
| Biola, Calif.              | 1   | 0    |
| Brooke Army Medical        | 0   | 1    |
| Carroll (Wis.)             | 1   | 0    |
| Christoval                 | 1   | 1    |
| Cisco                      | 1   | 0    |
| Clinch Valley, Va.         | 1   | 0    |
| Cordell Christian          | 4   | 2    |
| Cosden Oilers              | 1   | 1    |
| Dallas Christian           | 6   | 0    |
| Dallas Dr Pepper           | 0   | 1    |
| Daniel Baker               | 28  | 17   |
| Dillard                    | 1   | 0    |
| Doane College              | 2   | 1    |
| Ellis Parts                | 1   | 0    |
| Grace                      | 3   | 0    |
| Grand View College         | 1   | 0    |
| Grubbs Vocational          | 1   | 1    |
| Hillsdale Freewill Baptist | 6   | 0    |
| Huston-Tillotson           | 3   | 1    |
| Jarvis Christian           | 1   | 0    |
| Kansas Wesleyan            | 1   | 0    |
| Langston, Okla.            | 1   | 1    |
| Loyola, La.                | 1   | 0    |
| Lubbock Army School        | 2   | 0    |
| Lubbock Christian          | 2   | 0    |
| McDonald Scotts            | 0   | 1    |
| Memphis NAS                | 1   | 0    |
| Meridian                   | 4   | 0    |
| Midland                    | 1   | 0    |
| Mid-America Bible          | 1   | 0    |
| Missouri Valley            | 0   | 2    |
| National Christian         | 3   | 0    |
| Northern New Mexico        | 2   | 0    |
| Northwest Oklahoma         | 4   | 1    |
| Oklahoma Christian         | 1   | 1    |
| Oklahoma City              | 2   | 6    |
| Oklahoma Science & Arts    | 4   | 2    |
| Open Bible College         | 2   | 0    |
| Our Lady of the Lake       | 1   | 0    |
| Paul Quinn                 | 7   | 0    |
| Petrolia Independent       | 1   | 0    |
| Phillips, Miss.            | 0   | 1    |
| Rhema                      | 5   | 0    |
| Santa Fe                   | 1   | 0    |
| Second Infantry Division   | 1   | 0    |
| Sheppard Air Force Base    | 1   | 1    |
| Southwest Adventist        | 3   | 0    |
| Southwest A.O.G.           | 2   | 0    |
| T&P Oilers                 | 1   | 0    |
| Taylor                     | 0   | 2    |
| Texas College              | 3   | 0    |
| Texas Wesleyan             | 13  | 18   |
| Thorp Spring               | 2   | 0    |
| Vandergriff-Dallas         | 0   | 1    |
| Wiley College              | 1   | 0    |
| Walters Air Force Base     | 1   | 1    |
| York College               | 2   | 0    |

\*includes forfeit win

# ACU YEAR-BY-YEAR RECORDS



**Vernon McCasland**  
1919-20 (1 season)  
4 wins, 3 losses

| ACU                    | Opp.       |
|------------------------|------------|
| <b>1919-20 (4-3)</b>   |            |
| 19 ... Tarleton State  | 22         |
| 22 ... Tarleton State  | 26         |
| 17 ... Texas Christian | 25         |
| 30 ... 2nd Inf Div     | 15         |
| 26 ... Meridian        | 12         |
| 32 ... Meridian        | 9          |
| 52 ... Midland         | 22         |
| <b>198</b>             | <b>131</b> |



**G.C. Morlan**  
1920-21 (1 season)  
0 wins, 2 losses

|                      |           |
|----------------------|-----------|
| <b>1920-21 (0-2)</b> |           |
| 10 ... North Texas   | 19        |
| 9 ... North Texas    | 36        |
| <b>19</b>            | <b>55</b> |



**Dad Noles**  
1921-22 (1 season)  
5 wins, 2 losses

|                         |            |
|-------------------------|------------|
| <b>1921-22 (5-2)</b>    |            |
| 34 ... West Texas State | 33         |
| 24 ... West Texas State | 25         |
| 36 ... Howard Payne     | 33         |
| 28 ... Howard Payne     | 21         |
| 59 ... Trinity          | 14         |
| 43 ... Trinity          | 14         |
| 18 ... Texas A&M Frosh  | 20         |
| <b>242</b>              | <b>160</b> |



**Vic Payne**  
1922-24 (2 seasons)  
11 wins, 8 losses

|                          |           |
|--------------------------|-----------|
| <b>1922-23 (5-1)</b>     |           |
| 61 ... Cisco             | 7         |
| 45 ... Meridian          | 13        |
| 35 ... Meridian          | 19        |
| 18 ... Grubbs Vocational | 13        |
| 20 ... Tarleton State    | 10        |
| 11 ... Tarleton State    | 18        |
| <b>190</b>               | <b>80</b> |

|                          |    |
|--------------------------|----|
| <b>1923-24 (6-7)</b>     |    |
| 28 ... East Texas State  | 22 |
| 22 ... East Texas State  | 18 |
| 25 ... Tarleton State    | 26 |
| 20 ... West Texas State  | 37 |
| 23 ... West Texas State  | 37 |
| 23 ... Wayland Baptist   | 29 |
| 22 ... Wayland Baptist   | 28 |
| 35 ... Sam Houston State | 31 |
| 25 ... Sam Houston State | 27 |
| 22 ... Howard Payne      | 9  |

|                     |            |
|---------------------|------------|
| 15 ... Howard Payne | 19         |
| 28 ... Howard Payne | 14         |
| 25 ... Howard Payne | 16         |
| <b>313</b>          | <b>313</b> |



**A.B. Morris**  
1924-55 (29 seasons)  
306 wins, 248 losses

|                          |            |
|--------------------------|------------|
| <b>1924-25 (7-4)</b>     |            |
| 35 ... East Texas State  | 29         |
| 35 ... East Texas State  | 12         |
| 36 ... St. Edwards       | 29         |
| 21 ... Daniel Baker      | 17         |
| 28 ... Daniel Baker      | 19         |
| 19 ... Sam Houston State | 36         |
| 36 ... Sam Houston State | 31         |
| 23 ... Howard Payne      | 16         |
| 22 ... Howard Payne      | 24         |
| 12 ... West Texas State  | 32         |
| 18 ... West Texas State  | 36         |
| <b>285</b>               | <b>381</b> |

|                          |            |
|--------------------------|------------|
| <b>1925-26 (17-3)</b>    |            |
| 44 ... Univ. of Dallas   | 31         |
| 26 ... Daniel Baker      | 31         |
| 43 ... Daniel Baker      | 38         |
| 31 ... Howard Payne      | 19         |
| 27 ... Howard Payne      | 21         |
| 44 ... Daniel Baker      | 30         |
| 18 ... Daniel Baker      | 30         |
| 50 ... Howard Payne      | 22         |
| 36 ... Howard Payne      | 19         |
| 48 ... Sam Houston State | 45         |
| 22 ... Sam Houston State | 16         |
| 28 ... St. Edwards       | 15         |
| 39 ... Texas Tech        | 27         |
| 31 ... Texas Tech        | 13         |
| 37 ... West Texas State  | 31         |
| 25 ... West Texas State  | 35         |
| 34 ... Texas Tech        | 31         |
| 41 ... Texas Tech        | 23         |
| 47 ... Sul Ross State    | 22         |
| 37 ... Sul Ross State    | 19         |
| <b>708</b>               | <b>508</b> |

|                          |            |
|--------------------------|------------|
| <b>1926-27 (9-9)</b>     |            |
| 42 ... Cordell Christian | 25         |
| 43 ... Cordell Christian | 38         |
| 41 ... Daniel Baker      | 45         |
| 34 ... Daniel Baker      | 40         |
| 18 ... North Texas       | 37         |
| 30 ... North Texas       | 45         |
| 52 ... Sam Houston State | 34         |
| 47 ... Sam Houston State | 15         |
| 30 ... East Texas State  | 38         |
| 38 ... East Texas State  | 30         |
| 37 ... S.F. Austin       | 24         |
| 48 ... S.F. Austin       | 15         |
| 33 ... Sam Houston State | 31         |
| 38 ... Sam Houston State | 30         |
| 16 ... North Texas       | 32         |
| 21 ... North Texas       | 32         |
| 19 ... West Texas State  | 29         |
| 33 ... West Texas State  | 39         |
| <b>620</b>               | <b>579</b> |

|                       |    |
|-----------------------|----|
| <b>1927-28 (11-6)</b> |    |
| 31 ... Daniel Baker   | 38 |
| 29 ... Daniel Baker   | 34 |
| 44 ... SW Oklahoma    | 24 |
| 31 ... SW Oklahoma    | 24 |
| 41 ... Texas Tech     | 40 |

|                         |            |
|-------------------------|------------|
| 32 ... Texas Tech       | 34         |
| 29 ... West Texas State | 34         |
| 29 ... West Texas State | 42         |
| 25 ... Texas Tech       | 22         |
| 36 ... Texas Tech       | 30         |
| 48 ... St. Edwards      | 37         |
| 41 ... SW Oklahoma      | 25         |
| 25 ... SW Oklahoma      | 40         |
| 33 ... Daniel Baker     | 31         |
| 56 ... Daniel Baker     | 45         |
| 37 ... S.F. Austin      | 22         |
| 44 ... S.F. Austin      | 21         |
| <b>611</b>              | <b>550</b> |

|                           |            |
|---------------------------|------------|
| <b>1928-29 (12-13)</b>    |            |
| 15 ... SW Oklahoma        | 30         |
| 30 ... Texas Tech         | 42         |
| 46 ... Texas Tech         | 27         |
| 32 ... Tarleton State     | 26         |
| 25 ... Tarleton State     | 23         |
| 23 ... Texas Tech         | 37         |
| 33 ... Texas Tech         | 32         |
| 39 ... Thorp Spring       | 27         |
| 53 ... Thorp Spring       | 33         |
| 16 ... North Texas        | 26         |
| 15 ... North Texas        | 45         |
| 33 ... Daniel Baker       | 43         |
| 39 ... Daniel Baker       | 48         |
| 27 ... Oklahoma Christian | 31         |
| 26 ... Oklahoma Christian | 24         |
| 33 ... Sul Ross State     | 28         |
| 49 ... Sul Ross State     | 23         |
| 25 ... Southwest Texas    | 36         |
| 36 ... Southwest Texas    | 22         |
| 30 ... Sam Houston State  | 35         |
| 31 ... Sam Houston State  | 27         |
| 22 ... S.F. Austin        | 41         |
| 39 ... S.F. Austin        | 34         |
| 30 ... West Texas State   | 41         |
| 19 ... West Texas State   | 33         |
| <b>766</b>                | <b>814</b> |

|                           |            |
|---------------------------|------------|
| <b>1929-30 (7-14)</b>     |            |
| 31 ... Tarleton State     | 32         |
| 26 ... Tarleton State     | 28         |
| 37 ... Oklahoma Christian | 53         |
| 39 ... Oklahoma Christian | 26         |
| 18 ... West Texas State   | 54         |
| 17 ... West Texas State   | 53         |
| 21 ... Texas Tech         | 40         |
| 25 ... Texas Tech         | 35         |
| 27 ... Daniel Baker       | 35         |
| 28 ... Daniel Baker       | 24         |
| 26 ... Texas Tech         | 25         |
| 29 ... East Texas State   | 44         |
| 20 ... East Texas State   | 19         |
| 34 ... Sul Ross State     | 23         |
| 30 ... Sul Ross State     | 21         |
| 28 ... Daniel Baker       | 25         |
| 15 ... Daniel Baker       | 21         |
| 23 ... North Texas        | 38         |
| 15 ... North Texas        | 29         |
| 19 ... East Texas State   | 40         |
| 23 ... East Texas State   | 39         |
| <b>531</b>                | <b>704</b> |

|                         |    |
|-------------------------|----|
| <b>1930-31 (4-11)</b>   |    |
| 38 ... Howard Payne     | 31 |
| 22 ... McMurry          | 19 |
| 18 ... East Texas State | 43 |
| 17 ... North Texas      | 33 |
| 28 ... North Texas      | 35 |
| 27 ... Texas Tech       | 31 |
| 27 ... Sul Ross State   | 31 |
| 18 ... Sul Ross State   | 28 |
| 26 ... Texas Tech       | 34 |

|                         |            |
|-------------------------|------------|
| 18 ... Texas Tech       | 27         |
| 24 ... West Texas State | 49         |
| 26 ... West Texas State | 39         |
| 22 ... Daniel Baker     | 41         |
| 48 ... McMurry          | 20         |
| 37 ... Daniel Baker     | 36         |
| <b>396</b>              | <b>497</b> |

|                         |            |
|-------------------------|------------|
| <b>1931-32 (9-5)</b>    |            |
| 28 ... Texas Tech       | 37         |
| 32 ... Texas Tech       | 19         |
| 31 ... Texas A&I        | 23         |
| 35 ... Texas A&I        | 27         |
| 47 ... Sul Ross State   | 31         |
| 26 ... Sul Ross State   | 22         |
| 26 ... Daniel Baker     | 28         |
| 25 ... McMurry          | 15         |
| 32 ... West Texas State | 50         |
| 26 ... West Texas State | 40         |
| 46 ... Texas Tech       | 22         |
| 23 ... Texas Tech       | 35         |
| 48 ... Daniel Baker     | 21         |
| 48 ... McMurry          | 37         |
| <b>473</b>              | <b>407</b> |

|                       |            |
|-----------------------|------------|
| <b>1932-33 (11-4)</b> |            |
| 36 ... SW Oklahoma    | 28         |
| 38 ... McMurry        | 34         |
| 58 ... Austin College | 23         |
| 30 ... Howard Payne   | 31         |
| 37 ... Howard Payne   | 30         |
| 53 ... Southwestern   | 25         |
| 44 ... St. Edwards    | 8          |
| 21 ... North Texas    | 31         |
| 70 ... Austin College | 26         |
| 35 ... McMurry        | 38         |
| 42 ... St. Edwards    | 25         |
| 19 ... Southwestern   | 21         |
| 37 ... Daniel Baker   | 28         |
| 37 ... Angelo State   | 35         |
| 38 ... Daniel Baker   | 22         |
| <b>595</b>            | <b>405</b> |

|                       |            |
|-----------------------|------------|
| <b>1933-34 (11-6)</b> |            |
| 55 ... Petrolia Ind   | 28         |
| 37 ... Christoval     | 49         |
| 19 ... SW Oklahoma    | 25         |
| 25 ... North Texas    | 24         |
| 23 ... T&P Oilers     | 18         |
| 30 ... Howard Payne   | 26         |
| 22 ... Christoval     | 18         |
| 31 ... North Texas    | 32         |
| 32 ... Austin College | 26         |
| 37 ... Daniel Baker   | 28         |
| 39 ... Austin College | 29         |
| 30 ... Southwestern   | 22         |
| 38 ... McMurry        | 41         |
| 43 ... Howard Payne   | 31         |
| 34 ... Daniel Baker   | 39         |
| 54 ... McMurry        | 57         |
| 41 ... Southwestern   | 32         |
| <b>590</b>            | <b>525</b> |

|                       |    |
|-----------------------|----|
| <b>1934-35 (9-8)</b>  |    |
| 19 ... SW Oklahoma    | 32 |
| 20 ... North Texas    | 25 |
| 32 ... Howard Payne   | 25 |
| 27 ... North Texas    | 20 |
| 24 ... Austin College | 25 |
| 31 ... Trinity        | 30 |
| 28 ... Howard Payne   | 29 |
| 28 ... Daniel Baker   | 29 |
| 40 ... McMurry        | 36 |
| 37 ... Daniel Baker   | 29 |
| 28 ... Southwestern   | 23 |
| 45 ... Austin College | 28 |

|            |                |            |
|------------|----------------|------------|
| 49         | Trinity        | 48         |
| 32         | Southwestern   | 34         |
| 44         | McMurry        | 33         |
| 25         | Sul Ross State | 41         |
| 28         | Sul Ross State | 30         |
| <b>534</b> |                | <b>517</b> |

**1935-36 (12-8)**

|            |                |            |
|------------|----------------|------------|
| 38         | Cosden Oilers  | 29         |
| 30         | Sul Ross State | 46         |
| 46         | Sul Ross State | 52         |
| 36         | Cosden Oilers  | 42         |
| 38         | North Texas    | 29         |
| 27         | Sul Ross State | 19         |
| 36         | Sul Ross State | 41         |
| 19         | North Texas    | 41         |
| 43         | Trinity        | 34         |
| 18         | McMurry        | 23         |
| 41         | Daniel Baker   | 28         |
| 33         | Southwestern   | 26         |
| 36         | Southwestern   | 32         |
| 42         | Austin College | 38         |
| 33         | Austin College | 31         |
| 22         | Trinity        | 31         |
| 25         | Daniel Baker   | 35         |
| 36         | St. Edwards    | 27         |
| 43         | St. Edwards    | 28         |
| 55         | McMurry        | 26         |
| <b>697</b> |                | <b>658</b> |

**1936-37 (9-3)**

|            |                |            |
|------------|----------------|------------|
| 40         | Trinity        | 22         |
| 24         | Trinity        | 25         |
| 38         | Daniel Baker   | 39         |
| 30         | Southwestern   | 28         |
| 35         | Southwestern   | 25         |
| 39         | St. Edwards    | 21         |
| 43         | St. Edwards    | 18         |
| 59         | Austin College | 41         |
| 45         | Austin College | 21         |
| 30         | McMurry        | 28         |
| 31         | McMurry        | 30         |
| 18         | Daniel Baker   | 26         |
| <b>432</b> |                | <b>324</b> |

**1937-38 (16-2)**

**Texas Conference Champions**

|            |                |            |
|------------|----------------|------------|
| 32         | Texas Tech     | 22         |
| 19         | Texas Tech     | 47         |
| 40         | St. Mary's     | 27         |
| 40         | St. Mary's     | 20         |
| 38         | Howard Payne   | 26         |
| 36         | Trinity        | 28         |
| 45         | Trinity        | 34         |
| 31         | Howard Payne   | 36         |
| 39         | Daniel Baker   | 25         |
| 29         | Southwestern   | 25         |
| 46         | Southwestern   | 23         |
| 45         | McMurry        | 25         |
| 42         | Austin College | 17         |
| 36         | Austin College | 25         |
| 36         | Daniel Baker   | 34         |
| 48         | St. Edwards    | 34         |
| 52         | St. Edwards    | 37         |
| 46         | McMurry        | 31         |
| <b>700</b> |                | <b>516</b> |

**1938-39 (12-5)**

|    |                |    |
|----|----------------|----|
| 41 | St. Mary's     | 39 |
| 30 | St. Mary's     | 32 |
| 40 | McMurry        | 33 |
| 39 | Daniel Baker   | 27 |
| 39 | Daniel Baker   | 32 |
| 26 | Trinity        | 34 |
| 29 | Trinity        | 30 |
| 52 | Austin College | 32 |
| 60 | Austin College | 28 |
| 29 | McMurry        | 27 |

|            |                   |            |
|------------|-------------------|------------|
| 32         | Howard Payne      | 40         |
| 44         | Howard Payne      | 39         |
| 38         | Southwestern      | 28         |
| 44         | Southwestern      | 40         |
| 44         | St. Edwards       | 38         |
| 39         | St. Edwards       | 29         |
| 33         | Dallas Dr. Pepper | 37         |
| <b>659</b> |                   | <b>565</b> |

**1939-40 (11-11)**

|            |                     |            |
|------------|---------------------|------------|
| 37         | American Pipeliners | 40         |
| 46         | North Texas         | 56         |
| 40         | North Texas         | 50         |
| 34         | East Texas State    | 51         |
| 32         | East Texas State    | 45         |
| 35         | West Texas State    | 49         |
| 35         | West Texas State    | 56         |
| 35         | Texas Tech          | 43         |
| 32         | Texas Tech          | 40         |
| 50         | Austin College      | 22         |
| 32         | Austin College      | 20         |
| 35         | Howard Payne        | 27         |
| 49         | Southwestern        | 31         |
| 42         | Southwestern        | 28         |
| 35         | McMurry             | 27         |
| 47         | Daniel Baker        | 36         |
| 43         | McMurry             | 28         |
| 40         | Trinity             | 31         |
| 47         | Trinity             | 35         |
| 34         | Howard Payne        | 51         |
| 42         | Daniel Baker        | 30         |
| 46         | Texas Wesleyan      | 50         |
| <b>868</b> |                     | <b>846</b> |

**1940-41 (10-10)**

|            |                 |            |
|------------|-----------------|------------|
| 30         | Southwest Texas | 35         |
| 25         | Southwest Texas | 35         |
| 35         | Texas Tech      | 56         |
| 17         | Texas Tech      | 53         |
| 35         | Texas Wesleyan  | 68         |
| 35         | North Texas     | 40         |
| 47         | North Texas     | 40         |
| 57         | Howard Payne    | 59         |
| 49         | McMurry         | 25         |
| 58         | Southwestern    | 37         |
| 45         | Southwestern    | 33         |
| 51         | Daniel Baker    | 34         |
| 51         | McMurry         | 34         |
| 40         | Texas Wesleyan  | 56         |
| 48         | Austin College  | 51         |
| 42         | Austin College  | 40         |
| 58         | Daniel Baker    | 41         |
| 80         | Howard Payne    | 74         |
| 53         | Trinity         | 50         |
| 44         | Trinity         | 56         |
| <b>900</b> |                 | <b>917</b> |

**1941-42 (13-6)**

|            |                |            |
|------------|----------------|------------|
| 31         | SW Oklahoma    | 36         |
| 44         | SW Oklahoma    | 45         |
| 29         | St. Mary's     | 38         |
| 43         | St. Mary's     | 38         |
| 31         | St. Mary's     | 44         |
| 49         | Southwestern   | 46         |
| 58         | Southwestern   | 38         |
| 34         | Daniel Baker   | 26         |
| 22         | Texas Wesleyan | 42         |
| 28         | Texas Wesleyan | 33         |
| 45         | McMurry        | 38         |
| 51         | Daniel Baker   | 44         |
| 59         | Austin College | 19         |
| 59         | Austin College | 37         |
| 42         | Howard Payne   | 39         |
| 55         | Trinity        | 22         |
| 48         | Trinity        | 27         |
| 43         | McMurry        | 39         |
| 50         | Howard Payne   | 43         |
| <b>821</b> |                | <b>694</b> |

**1942-43 (7-5)**

|            |                |            |
|------------|----------------|------------|
| 45         | Lubbock Army   | 37         |
| 46         | Lubbock Army   | 39         |
| 36         | McMurry        | 33         |
| 56         | Daniel Baker   | 25         |
| 40         | Daniel Baker   | 20         |
| 49         | Howard Payne   | 52         |
| 41         | Southwestern   | 39         |
| 59         | Southwestern   | 39         |
| 39         | Texas Wesleyan | 44         |
| 33         | Texas Wesleyan | 49         |
| 36         | McMurry        | 41         |
| 40         | Howard Payne   | 42         |
| <b>520</b> |                | <b>460</b> |

*ACU did not play in 1943-44 or 1944-45 because of World War II*

**1945-46 (8-6)**

|            |                  |            |
|------------|------------------|------------|
| 35         | Hardin-Simmons   | 40         |
| 37         | West Texas State | 58         |
| 32         | Texas Tech       | 61         |
| 42         | Southwestern     | 61         |
| 38         | Tarleton State   | 40         |
| 32         | Southwestern     | 31         |
| 40         | Howard Payne     | 28         |
| 26         | McMurry          | 30         |
| 41         | Texas Wesleyan   | 17         |
| 58         | Austin College   | 21         |
| 41         | McMurry          | 37         |
| 65         | Howard Payne     | 45         |
| 60         | Austin College   | 50         |
| 52         | Texas Wesleyan   | 40         |
| <b>599</b> |                  | <b>559</b> |

**1946-47 (14-5)**

|            |                   |            |
|------------|-------------------|------------|
| 44         | West Texas State  | 45         |
| 48         | Oklahoma City     | 49         |
| 41         | Southwestern Tech | 40         |
| 41         | Southwestern Tech | 42         |
| 85         | Daniel Baker      | 26         |
| 52         | Cameron           | 41         |
| 59         | Hardin-Simmons    | 36         |
| 52         | McMurry           | 43         |
| 53         | Southwestern      | 50         |
| 61         | Howard Payne      | 50         |
| 57         | Austin College    | 43         |
| 49         | Texas Wesleyan    | 63         |
| 49         | McMurry           | 32         |
| 63         | Texas Wesleyan    | 61         |
| 46         | Oklahoma City     | 41         |
| 54         | Hardin-Simmons    | 36         |
| 50         | Austin College    | 41         |
| 34         | Southwestern      | 51         |
| 45         | Howard Payne      | 40         |
| <b>983</b> |                   | <b>830</b> |

**1947-48 (17-7)**

**Texas Conference Champions**

|    |                     |    |
|----|---------------------|----|
| 54 | Texas A&M           | 63 |
| 31 | Houston             | 54 |
| 60 | Southwest Texas     | 59 |
| 48 | Houston             | 41 |
| 65 | Southwestern Tech   | 35 |
| 42 | Western St. (Colo.) | 37 |
| 64 | Southwestern Texas  | 51 |
| 60 | Loyola, La.         | 50 |
| 57 | Delta State         | 72 |
| 48 | Texas-El Paso       | 76 |
| 69 | Texas-El Paso       | 64 |
| 62 | Hardin-Simmons      | 36 |
| 58 | Howard Payne        | 46 |
| 67 | Southwestern        | 47 |
| 43 | Texas Wesleyan      | 61 |
| 44 | McMurry             | 35 |

|              |                |              |
|--------------|----------------|--------------|
| 62           | Austin College | 55           |
| 73           | Austin College | 58           |
| 48           | Southwestern   | 38           |
| 61           | McMurry        | 47           |
| 37           | Texas Wesleyan | 44           |
| 71           | Hardin-Simmons | 66           |
| 49           | Howard Payne   | 44           |
| 47           | Texas Tech     | 70           |
| <b>1,264</b> |                | <b>1,249</b> |

**1948-49 (14-10)**

**Texas Conference Champions**

|              |                    |              |
|--------------|--------------------|--------------|
| 48           | Vandergriff-Dallas | 59           |
| 50           | Ellis Parts        | 48           |
| 56           | Southwest Texas    | 50           |
| 81           | Texas A&I          | 37           |
| 40           | Texas A&M          | 59           |
| 51           | Texas Wesleyan     | 59           |
| 44           | New Mexico A&M     | 48           |
| 50           | Western N.M.       | 45           |
| 48           | New Mexico         | 69           |
| 46           | Texas Christian    | 60           |
| 42           | Eastern N.M.       | 44           |
| 44           | New Mexico         | 46           |
| 71           | N.M. Highlands     | 44           |
| 51           | Texas Wesleyan     | 52           |
| 64           | Austin College     | 48           |
| 62           | Howard Payne       | 60           |
| 48           | Southwestern       | 40           |
| 57           | McMurry            | 43           |
| 60           | Austin College     | 53           |
| 70           | Hardin-Simmons     | 62           |
| 47           | Southwestern       | 41           |
| 58           | McMurry            | 47           |
| 54           | Howard Payne       | 47           |
| 51           | Texas Tech         | 71           |
| <b>1,293</b> |                    | <b>1,232</b> |

**1949-50 (13-10)**

**Texas Conference Champions**

|              |                  |              |
|--------------|------------------|--------------|
| 69           | San Angelo Cab   | 62           |
| 35           | Texas Christian  | 52           |
| 45           | San Angelo Cab   | 65           |
| 57           | Texas Christian  | 65           |
| 45           | Texas A&M        | 66           |
| 38           | Texas A&M        | 73           |
| 50           | Missouri Valley  | 59           |
| 41           | Central Oklahoma | 40           |
| 43           | Western N.M.     | 50           |
| 51           | Eastern N.M.     | 55           |
| 50           | Texas Wesleyan   | 49           |
| 35           | Southwestern     | 30           |
| 56           | Howard Payne     | 47           |
| 46           | Austin College   | 45           |
| 43           | McMurry          | 38           |
| 60           | Texas A&I        | 51           |
| 51           | Texas A&I        | 48           |
| 61           | McMurry          | 49           |
| 53           | Southwestern     | 35           |
| 56           | Austin College   | 45           |
| 43           | Texas Wesleyan   | 53           |
| 64           | Howard Payne     | 51           |
| 51           | East Texas State | 61           |
| <b>1,142</b> |                  | <b>1,177</b> |

**1950-51 (8-15)**

**Texas Conference Tri-Champions**

|    |                  |    |
|----|------------------|----|
| 44 | Wayland Baptist  | 45 |
| 49 | Texas Christian  | 66 |
| 70 | Trinity          | 53 |
| 39 | Texas Christian  | 81 |
| 40 | North Texas      | 43 |
| 50 | East Texas State | 69 |
| 56 | SW Oklahoma      | 48 |
| 63 | Missouri State   | 75 |
| 46 | Colorado College | 57 |
| 56 | Eastern N.M.     | 59 |
| 80 | Texas A&I        | 81 |

|                                 |              |
|---------------------------------|--------------|
| 74 ... Texas A&I .....          | 48           |
| 78 ... Southwestern .....       | 44           |
| 54 ... Austin College .....     | 44           |
| 51 ... McMurry .....            | 59           |
| 56 ... Howard Payne .....       | 45           |
| 64 ... McMurry .....            | 49           |
| 43 ... Texas Wesleyan .....     | 52           |
| 65 ... East Texas Baptist ..... | 67           |
| 59 ... Southwestern .....       | 46           |
| 57 ... Austin College .....     | 67           |
| 76 ... East Texas Baptist ..... | 77           |
| 73 ... Howard Payne .....       | 74           |
| <b>1,343</b>                    | <b>1,349</b> |

### 1951-52 (7-16)

|                                  |              |
|----------------------------------|--------------|
| 55 ... Wayland Baptist .....     | 81           |
| 58 ... Texas Christian .....     | 80           |
| 43 ... Texas Christian .....     | 76           |
| 48 ... Midwestern State .....    | 53           |
| 45 ... Midwestern State .....    | 55           |
| 52 ... Brooke Army Medical ..... | 55           |
| 51 ... Southwest Texas .....     | 81           |
| 46 ... Southwest Texas .....     | 82           |
| 63 ... SW Oklahoma .....         | 65           |
| 68 ... SW Oklahoma .....         | 69           |
| 58 ... Colorado College .....    | 56           |
| 63 ... Wayland Baptist .....     | 68           |
| 93 ... Texas A&I .....           | 66           |
| 86 ... Texas A&I .....           | 45           |
| 63 ... East Texas Baptist .....  | 51           |
| 61 ... Austin College .....      | 68           |
| 72 ... East Texas Baptist .....  | 81           |
| 59 ... Howard Payne .....        | 73           |
| 79 ... Texas Wesleyan .....      | 82           |
| 70 ... Austin College .....      | 63           |
| 63 ... McMurry .....             | 59           |
| 64 ... Howard Payne .....        | 60           |
| 56 ... McMurry .....             | 59           |
| <b>1,416</b>                     | <b>1,528</b> |

### 1952-53 (16-12)

#### Texas Conference Champions

|                               |              |
|-------------------------------|--------------|
| 58 ... Midwestern State ..... | 66           |
| 71 ... Wayland Baptist .....  | 62           |
| 55 ... Texas Christian .....  | 65           |
| 66 ... Howard Payne .....     | 54           |
| 78 ... Texas A&I .....        | 54           |
| 74 ... Texas A&I .....        | 65           |
| 73 ... Central Oklahoma ..... | 61           |
| 52 ... Missouri Valley .....  | 68           |
| 54 ... Eastern N.M. ....      | 53           |
| 67 ... Wayland Baptist .....  | 72           |
| 51 ... Southwest Texas .....  | 65           |
| 61 ... Southwest Texas .....  | 73           |
| 73 ... Austin College .....   | 67           |
| 80 ... Austin College .....   | 79           |
| 90 ... Texas A&I .....        | 68           |
| 78 ... Texas A&I .....        | 48           |
| 52 ... Midwestern State ..... | 76           |
| 76 ... Howard Payne .....     | 64           |
| 49 ... Texas Christian .....  | 68           |
| 55 ... McMurry .....          | 47           |
| 79 ... McMurry .....          | 52           |
| 86 ... Howard Payne .....     | 75           |
| 80 ... Austin College .....   | 85           |
| 87 ... Austin College .....   | 77           |
| 71 ... Howard Payne .....     | 88           |
| 73 ... Midwestern State ..... | 86           |
| 69 ... McMurry .....          | 80           |
| 89 ... McMurry .....          | 72           |
| <b>1,947</b>                  | <b>1,890</b> |

### 1953-54 (5-16)

|                                 |              |
|---------------------------------|--------------|
| 55 ... Wayland Baptist .....    | 66           |
| 74 ... North Texas .....        | 82           |
| 57 ... Wayland Baptist .....    | 58           |
| 47 ... Southwest Texas .....    | 74           |
| 59 ... Southwest Texas .....    | 74           |
| 60 ... David Lipscomb .....     | 65           |
| 78 ... Midwestern State .....   | 70           |
| 47 ... Texas Christian .....    | 79           |
| 72 ... Southern Methodist ..... | 97           |
| 72 ... Taylor .....             | 88           |
| 65 ... Eastern N.M. ....        | 56           |
| 50 ... Central Oklahoma .....   | 68           |
| 72 ... Wayland Baptist .....    | 78           |
| 52 ... McMurry .....            | 67           |
| 65 ... Texas Christian .....    | 74           |
| 76 ... Midwestern State .....   | 78           |
| 67 ... Howard Payne .....       | 81           |
| 90 ... Texas A&I .....          | 63           |
| 87 ... Texas A&I .....          | 77           |
| 74 ... McMurry .....            | 82           |
| 88 ... Howard Payne .....       | 71           |
| <b>1,407</b>                    | <b>1,548</b> |

### 1954-55 (7-16)

|                               |              |
|-------------------------------|--------------|
| 90 ... Wolters AFB .....      | 34           |
| 45 ... Texas Christian .....  | 92           |
| 55 ... Texas Tech .....       | 86           |
| 60 ... Texas-El Paso .....    | 67           |
| 63 ... New Mexico A&M .....   | 76           |
| 68 ... Eastern N.M. ....      | 64           |
| 78 ... Midwestern State ..... | 82           |
| 72 ... Wolters AFB .....      | 75           |
| 79 ... Wayland Baptist .....  | 81           |
| 65 ... Midwestern State ..... | 79           |
| 52 ... McMurry .....          | 48           |
| 68 ... Southwest Texas .....  | 71           |
| 63 ... Southwest Texas .....  | 72           |
| 89 ... Eastern N.M. ....      | 94           |
| 74 ... McMurry .....          | 71           |
| 83 ... Texas Christian .....  | 101          |
| 80 ... Howard Payne .....     | 83           |
| 70 ... Wayland Baptist .....  | 89           |
| 71 ... Memphis State .....    | 106          |
| 74 ... David Lipscomb .....   | 66           |
| 64 ... Memphis NAS .....      | 54           |
| 60 ... Arkansas State .....   | 75           |
| 85 ... Howard Payne .....     | 83           |
| <b>1,783</b>                  | <b>1,842</b> |



**Dee Nutt**  
1955-69 (14 seasons)  
199 wins, 156 losses

### 1955-56 (11-10)

|                               |              |
|-------------------------------|--------------|
| 59 ... Sul Ross State .....   | 72           |
| 43 ... Rice .....             | 82           |
| 87 ... Howard Payne .....     | 86           |
| 86 ... David Lipscomb .....   | 83           |
| 59 ... Southwest Texas .....  | 90           |
| 66 ... Southwest Texas .....  | 90           |
| 84 ... Wayland Baptist .....  | 98           |
| 88 ... Sheppard AFB .....     | 93           |
| 83 ... Howard Payne .....     | 86           |
| 74 ... Sheppard AFB .....     | 51           |
| 69 ... McMurry .....          | 55           |
| 77 ... Wayland Baptist .....  | 95           |
| 78 ... Howard Payne .....     | 70           |
| 78 ... McMurry .....          | 72           |
| 79 ... Trinity .....          | 56           |
| 45 ... Midwestern State ..... | 48           |
| 91 ... Eastern N.M. ....      | 68           |
| 78 ... North Texas .....      | 76           |
| 64 ... North Texas .....      | 82           |
| 66 ... Midwestern State ..... | 60           |
| 99 ... Trinity .....          | 75           |
| <b>1,552</b>                  | <b>1,588</b> |

### 1956-57 (13-13)

#### Texas Conference Champions

|                               |              |
|-------------------------------|--------------|
| 61 ... Texas Wesleyan .....   | 57           |
| 62 ... Arkansas State .....   | 70           |
| 79 ... David Lipscomb .....   | 87           |
| 75 ... Louisiana Tech .....   | 103          |
| 65 ... Howard Payne .....     | 77           |
| 41 ... Texas Christian .....  | 81           |
| 97 ... Texas Wesleyan .....   | 90           |
| 72 ... Howard Payne .....     | 79           |
| 63 ... McMurry .....          | 60           |
| 68 ... Wayland Baptist .....  | 75           |
| 78 ... McDonald Scots .....   | 86           |
| 86 ... Eastern N.M. ....      | 50           |
| 73 ... Wayland Baptist .....  | 88           |
| 74 ... Eastern N.M. ....      | 77           |
| 113 ... Trinity .....         | 86           |
| 72 ... Midwestern State ..... | 68           |
| 81 ... North Texas .....      | 63           |
| 99 ... Midwestern State ..... | 68           |
| 93 ... St. Mary's .....       | 98           |
| 90 ... Trinity .....          | 66           |
| 87 ... North Texas .....      | 68           |
| 74 ... McMurry .....          | 71           |
| 79 ... Wayland Baptist .....  | 78           |
| 58 ... Wayland Baptist .....  | 66           |
| 73 ... Wayland Baptist .....  | 74           |
| <b>1,913</b>                  | <b>1,870</b> |

### 1957-58 (14-12)

|                                 |              |
|---------------------------------|--------------|
| 59 ... Texas Tech .....         | 93           |
| 61 ... Howard Payne .....       | 56           |
| 91 ... Howard Payne .....       | 80           |
| 71 ... Southwest Texas .....    | 85           |
| 82 ... Baylor .....             | 66           |
| 99 ... Eastern N.M. ....        | 81           |
| 70 ... David Lipscomb .....     | 68           |
| 106 ... Texas Wesleyan .....    | 69           |
| 19 ... Southwest Texas .....    | 20           |
| 64 ... Texas Wesleyan .....     | 62           |
| 58 ... Louisiana-Monroe .....   | 73           |
| 57 ... East Texas Baptist ..... | 59           |
| 56 ... Austin College .....     | 83           |
| 50 ... McMurry (5 OT) .....     | 49           |
| 56 ... Austin College .....     | 66           |
| 58 ... Wayland Baptist .....    | 68           |
| 76 ... St. Mary's .....         | 65           |
| 74 ... Trinity .....            | 69           |
| 83 ... Eastern N.M. ....        | 106          |
| 51 ... Texas-El Paso .....      | 89           |
| 75 ... McMurry .....            | 78           |
| 76 ... Midwestern State .....   | 65           |
| 83 ... Trinity .....            | 78           |
| 83 ... Midwestern State .....   | 82           |
| 76 ... Wayland Baptist .....    | 74           |
| 49 ... Wayland Baptist .....    | 58           |
| <b>1,607</b>                    | <b>1,749</b> |

### 1958-59 (20-7)

#### NCAA Regional Tournament

|                                 |    |
|---------------------------------|----|
| 64 ... Tennessee Tech .....     | 85 |
| 85 ... David Lipscomb .....     | 69 |
| 81 ... Middle Tennessee .....   | 69 |
| 73 ... Austin Peay .....        | 72 |
| 84 ... East Texas Baptist ..... | 74 |
| 66 ... Southwest Texas .....    | 65 |
| 58 ... Baylor .....             | 65 |
| 67 ... East Texas State .....   | 65 |
| 69 ... Texas Wesleyan .....     | 71 |
| 98 ... Trinity .....            | 67 |
| 57 ... Austin College .....     | 55 |
| 52 ... Southwest Texas .....    | 83 |
| 83 ... McMurry .....            | 68 |
| 68 ... Texas Wesleyan .....     | 83 |
| 84 ... Wayland Baptist .....    | 56 |

|                               |    |
|-------------------------------|----|
| 97 ... St. Mary's .....       | 92 |
| 65 ... Wayland Baptist .....  | 63 |
| 91 ... West Texas State ..... | 68 |
| 79 ... Midwestern State ..... | 74 |
| 67 ... McMurry .....          | 63 |
| 99 ... Eastern N.M. ....      | 95 |
| 67 ... Midwestern State ..... | 66 |
| 69 ... Austin College .....   | 78 |
| 87 ... Texas Wesleyan .....   | 76 |
| 70 ... Texas-El Paso .....    | 62 |

#### NCAA REGIONAL

|                               |              |
|-------------------------------|--------------|
| 67 ... Missouri State .....   | 87           |
| 85 ... Western Illinois ..... | 81           |
| <b>2,032</b>                  | <b>1,952</b> |

### 1959-60 (16-12)

#### NCAA Regional Tournament

|                               |     |
|-------------------------------|-----|
| 64 ... St. Louis .....        | 89  |
| 68 ... Bradley .....          | 110 |
| 63 ... Marquette .....        | 88  |
| 66 ... Wichita State .....    | 91  |
| 79 ... West Texas State ..... | 66  |
| 49 ... East Texas State ..... | 54  |
| 84 ... David Lipscomb .....   | 74  |
| 72 ... Wayland Baptist .....  | 63  |
| 76 ... McMurry .....          | 64  |
| 79 ... Taylor .....           | 87  |
| 83 ... Arizona State .....    | 102 |
| 82 ... Texas-El Paso .....    | 84  |
| 70 ... New Mexico State ..... | 91  |
| 97 ... West Texas State ..... | 83  |
| 80 ... Austin College .....   | 48  |
| 113 ... McMurry .....         | 67  |
| 76 ... East Texas State ..... | 59  |
| 73 ... Austin College .....   | 57  |
| 82 ... Midwestern State ..... | 88  |
| 72 ... St. Mary's .....       | 77  |
| 73 ... McMurry .....          | 62  |
| 96 ... Texas-El Paso .....    | 79  |
| 98 ... Eastern N.M. ....      | 71  |
| 67 ... Wayland Baptist .....  | 61  |
| 99 ... Midwestern State ..... | 76  |
| 88 ... Trinity .....          | 78  |

#### NCAA REGIONAL

|                                 |              |
|---------------------------------|--------------|
| 109 ... Colorado College .....  | 65           |
| 76 ... Truman State (Mo.) ..... | 79           |
| <b>2,234</b>                    | <b>2,113</b> |

### 1960-61 (12-12)

|                               |              |
|-------------------------------|--------------|
| 59 ... Murray State .....     | 84           |
| 54 ... Western Kentucky ..... | 59           |
| 80 ... Tennessee Tech .....   | 76           |
| 57 ... West Texas State ..... | 61           |
| 88 ... SW Oklahoma .....      | 69           |
| 83 ... McMurry .....          | 68           |
| 71 ... Texas-Arlington .....  | 82           |
| 61 ... McNeese State .....    | 87           |
| 103 ... Howard Payne .....    | 66           |
| 70 ... Wayland Baptist .....  | 76           |
| 70 ... West Texas State ..... | 75           |
| 68 ... Texas-Arlington .....  | 61           |
| 95 ... Wayland Baptist .....  | 96           |
| 81 ... SW Oklahoma .....      | 64           |
| 80 ... Austin College .....   | 76           |
| 70 ... Wayland Baptist .....  | 68           |
| 74 ... Austin College .....   | 79           |
| 86 ... Midwestern State ..... | 76           |
| 94 ... Eastern N.M. ....      | 76           |
| 72 ... Trinity .....          | 90           |
| 80 ... McMurry .....          | 78           |
| 77 ... Trinity .....          | 74           |
| 87 ... Midwestern State ..... | 97           |
| <b>1,823</b>                  | <b>1,810</b> |

**1961-62 (16-12)**

**NCAA Regional Tournament**

|                                   |
|-----------------------------------|
| 68 ... Oklahoma Christian .. 66   |
| 77 ... Univ. of Dallas ..... 53   |
| 76 ... Texas-Arlington ..... 60   |
| 74 ... West Texas State ..... 64  |
| 89 ... West Texas State ..... 72  |
| 59 ... Wash-St. Louis ..... 66    |
| 73 ... Kentucky Wesleyan ..... 97 |
| 60 ... Oklahoma State ..... 74    |
| 80 ... Howard Payne ..... 106     |
| 92 ... North Texas ..... 78       |
| 84 ... McMurry ..... 90           |
| 78 ... Midwestern State ..... 82  |
| 89 ... Eastern N.M. .... 58       |
| 60 ... Oklahoma Christian.. 61    |
| 78 ... Midwestern State ..... 81  |
| 76 ... Eastern N.M. .... 71       |
| 82 ... Wayland Baptist ..... 70   |
| 68 ... Wayland Baptist ..... 64   |
| 75 ... Austin College ..... 64    |
| 67 ... Univ. of Dallas ..... 58   |
| 69 ... Trinity ..... 68           |
| 49 ... Austin College ..... 52    |
| 67 ... North Texas ..... 74       |
| 91 ... Texas-Arlington ..... 71   |
| 92 ... Trinity ..... 87           |
| 66 ... McMurry ..... 58           |

**NCAA REGIONAL**

|  |
|--|
| 55 ... Southeast Missouri ... 57                           |
| 74 ... Lamar ..... 83                                      |
| <b>2,068</b> <span style="float:right"><b>1,984</b></span> |

**1962-63 (15-9)**

|                                       |
|---------------------------------------|
| 68 ... Tarleton State ..... 59        |
| 59 ... Univ. of Dallas ..... 68       |
| 70 ... Tarleton State ..... 69        |
| 47 ... North Texas ..... 86           |
| 69 ... Midwestern State ..... 79      |
| 101 ... Trinity ..... 88              |
| 64 ... New Mexico ..... 88            |
| 89 ... Howard Payne ..... 106         |
| 83 ... Howard Payne ..... 85          |
| 113 ... University of Dallas ..... 80 |
| 93 ... McMurry ..... 87               |
| 77 ... Eastern New Mexico ..... 68    |
| 69 ... West Texas State ..... 71      |
| 74 ... Hardin-Simmons ..... 90        |
| 110 ... Texas-Arlington ..... 84      |
| 88 ... West Texas State ..... 85      |
| 92 ... Texas-Arlington ..... 75       |
| 75 ... Midwestern State ..... 58      |
| 65 ... Eastern New Mexico ..... 70    |
| 68 ... Wayland Baptist ..... 58       |
| 78 ... Trinity ..... 73               |
| 80 ... Wayland Baptist ..... 78       |
| 80 ... McMurry ..... 65               |
| 97 ... Hardin-Simmons ..... 95        |

**1,909** **1,865**

**1963-64 (18-9)**

**NCAA Regional Tournament**

|                                  |
|----------------------------------|
| 74 ... New Mexico State ..... 76 |
| 65 ... New Mexico ..... 79       |
| 101 ... Howard Payne ..... 76    |
| 84 ... Lamar ..... 102           |
| 76 ... Midwestern State ..... 78 |
| 66 ... Southwest Texas ..... 62  |
| 67 ... Midwestern State ..... 66 |
| 90 ... Eastern N.M. .... 74      |
| 108 ... Arkansas State ..... 76  |
| 94 ... Lamar ..... 83            |
| 85 ... Wayland Baptist ..... 53  |
| 102 ... Tarleton State ..... 76  |
| 80 ... Tarleton State ..... 64   |

|                                  |
|----------------------------------|
| 107 ... Texas-Arlington ..... 86 |
| 79 ... McMurry ..... 80          |
| 87 ... Wayland Baptist ..... 65  |
| 66 ... Arkansas State ..... 92   |
| 90 ... Texas Wesleyan ..... 82   |
| 83 ... Hardin-Simmons ..... 89   |
| 93 ... Trinity ..... 70          |
| 92 ... Texas-Arlington ..... 75  |
| 105 ... Texas Wesleyan ..... 94  |
| 93 ... Trinity ..... 80          |
| 107 ... McMurry ..... 89         |
| 70 ... Hardin-Simmons ..... 94   |

**NCAA REGIONAL**

|  |
|--|
| 73 ... Lamar ..... 71                                      |
| 87 ... Southeast Missouri ... 90                           |
| <b>2,324</b> <span style="float:right"><b>2,116</b></span> |

**1964-65 (17-9)**

**Southland Conference Champion**

**NCAA Regional Tournament**

|                                  |
|----------------------------------|
| 42 ... Oklahoma State ..... 54   |
| 57 ... Howard Payne ..... 55     |
| 41 ... Midwestern State ..... 43 |
| 84 ... West Texas State ..... 62 |
| 61 ... Southwest Texas ..... 45  |
| 69 ... McMurry ..... 64          |
| 64 ... Oklahoma City ..... 73    |
| 70 ... New Mexico State ..... 69 |
| 70 ... Hardin-Simmons ..... 80   |
| 80 ... Midwestern State ..... 85 |
| 87 ... Tarleton State ..... 80   |
| 59 ... Texas-Arlington ..... 55  |
| 98 ... Trinity ..... 68          |
| 90 ... Lamar ..... 91            |
| 82 ... McMurry ..... 83          |
| 85 ... Eastern N.M. .... 76      |
| 78 ... West Texas State ..... 72 |
| 83 ... Arkansas State ..... 70   |
| 72 ... Hardin-Simmons ..... 54   |
| 79 ... Texas-Arlington ..... 66  |
| 79 ... Trinity ..... 68          |
| 99 ... Lamar ..... 80            |
| 88 ... Tarleton State ..... 70   |
| 72 ... Arkansas State ..... 80   |

**NCAA Regional**

|  |
|--|
| 91 ... Doane ..... 50                                      |
| 66 ... Washington-St. Louis. 69                            |
| <b>1,946</b> <span style="float:right"><b>1,762</b></span> |

**1965-66 (21-7)**

**Southland Conference Champion**

**NCAA Regional Champion**

**NCAA National Tournament**

|                                  |
|----------------------------------|
| 80 ... Angelo State (OT) .... 79 |
| 62 ... West Texas State ..... 52 |
| 80 ... Howard Payne ..... 70     |
| 78 ... McMurry ..... 57          |
| 82 ... Murray State ..... 78     |
| 62 ... Kentucky Wesleyan .. 68   |
| 59 ... Western Kentucky ... 84   |
| 92 ... Howard Payne ..... 75     |
| 67 ... Oklahoma State ..... 52   |
| 73 ... N.M. State (OT) ..... 7   |
| 45 ... McMurry ..... 40          |
| 58 ... Arkansas State ..... 57   |
| 73 ... Lamar ..... 55            |
| 87 ... Texas-Arlington ..... 72  |
| 71 ... West Texas State ..... 60 |
| 66 ... U.S. Air Force ..... 84   |
| 79 ... Angelo State ..... 60     |
| 88 ... Eastern N.M. .... 48      |
| 74 ... Hardin-Simmons ..... 76   |
| 78 ... Arkansas State ..... 74   |
| 81 ... Trinity ..... 62          |
| 64 ... Hardin-Simmons ..... 92   |
| 79 ... Texas-Arlington ..... 61  |
| 70 ... Lamar (OT) ..... 66       |

|                         |
|-------------------------|
| 69 ... Trinity ..... 48 |
|-------------------------|

**NCAA REGIONAL**

|                                |
|--------------------------------|
| 94 ... Jackson State ..... 79  |
| 63 ... Missouri State ..... 58 |

**NCAA NATIONAL**

|  |
|--|
| 62 ... North Dakota ..... 63                               |
| <b>2,036</b> <span style="float:right"><b>1,849</b></span> |

**1966-67 (11-11)**

|  |
|--|
| 53 ... New Mexico ..... 62                                 |
| 46 ... Texas-El Paso ..... 85                              |
| 80 ... Angelo State ..... 53                               |
| 64 ... McMurry (OT) ..... 56                               |
| 88 ... Hardin-Simmons ..... 78                             |
| 72 ... Howard Payne ..... 93                               |
| 68 ... West Texas State ..... 61                           |
| 78 ... Howard Payne ..... 72                               |
| 68 ... Angelo State ..... 79                               |
| 89 ... McMurry ..... 55                                    |
| 80 ... Arkansas State (OT) ..... 82                        |
| 72 ... Lamar ..... 66                                      |
| 65 ... Hardin-Simmons ..... 69                             |
| 55 ... Trinity ..... 61                                    |
| 55 ... Southern Illinois ..... 58                          |
| 70 ... West Texas State ..... 69                           |
| 70 ... Arkansas State ..... 76                             |
| 92 ... Texas-Arlington ..... 72                            |
| 89 ... Trinity ..... 77                                    |
| 69 ... Centenary ..... 74                                  |
| 78 ... Texas-Arlington ..... 82                            |
| 86 ... Lamar ..... 72                                      |
| <b>1,587</b> <span style="float:right"><b>1,552</b></span> |

**1967-68 (11-13)**

**Southland Conference Champion**

|  |
|--|
| 75 ... Angelo State ..... 73                               |
| 64 ... Howard Payne ..... 73                               |
| 75 ... Houston ..... 90                                    |
| 72 ... McMurry ..... 83                                    |
| 72 ... Hardin-Simmons ..... 68                             |
| 74 ... Howard Payne ..... 84                               |
| 90 ... Angelo State ..... 76                               |
| 95 ... Fort Hays State ..... 65                            |
| 81 ... Colorado State ..... 84                             |
| 80 ... Lamar ..... 74                                      |
| 79 ... Trinity ..... 76                                    |
| 70 ... Eastern N.M. .... 95                                |
| 81 ... McMurry ..... 84                                    |
| 76 ... Hardin-Simmons ..... 90                             |
| 73 ... Eastern N.M. .... 74                                |
| 92 ... Centenary ..... 91                                  |
| 86 ... Texas-Arlington ..... 76                            |
| 78 ... West Texas State ..... 93                           |
| 82 ... Lamar ..... 88                                      |
| 85 ... Arkansas State ..... 77                             |
| 73 ... Trinity ..... 94                                    |
| 101 ... Texas-Arlington ..... 81                           |
| 81 ... West Texas State ..... 90                           |
| 96 ... Arkansas State ..... 93                             |
| <b>1,930</b> <span style="float:right"><b>1,962</b></span> |

**1968-69 (5-20)**

|                                   |
|-----------------------------------|
| 58 ... New Mexico ..... 97        |
| 80 ... Angelo State ..... 78      |
| 105 ... Tarleton State ..... 73   |
| 67 ... U.S. Air Force ..... 89    |
| 97 ... Oklahoma City ..... 108    |
| 79 ... McMurry ..... 90           |
| 62 ... Memphis State ..... 65     |
| 85 ... Southwest Texas ..... 94   |
| 90 ... Colorado State ..... 87    |
| 75 ... Murray State ..... 84      |
| 62 ... Southern Illinois ..... 81 |
| 67 ... Hardin-Simmons ..... 77    |

|                                 |
|---------------------------------|
| 75 ... McMurry ..... 85         |
| 80 ... Oklahoma City ..... 104  |
| 79 ... Angelo State ..... 92    |
| 72 ... Lamar ..... 85           |
| 76 ... Trinity ..... 111        |
| 75 ... Arkansas State ..... 77  |
| 91 ... Hardin-Simmons ..... 111 |
| 73 ... Arkansas State ..... 94  |
| 84 ... Tarleton State ..... 77  |
| 83 ... Texas-Arlington ..... 75 |
| 81 ... Texas-Arlington ..... 75 |
| 89 ... Trinity ..... 98         |
| 85 ... Lamar ..... 105          |

**1,973** **2,226**



**Garnie Hatch**  
1969-73 (4 seasons)  
50 wins, 51 losses

**1969-70 (10-16)**

|                                   |
|-----------------------------------|
| 59 ... Oklahoma ..... 83          |
| 51 ... Oklahoma State ..... 61    |
| 58 ... Angelo State ..... 56      |
| 78 ... Tarleton State ..... 58    |
| 80 ... Dallas Baptist ..... 89    |
| 68 ... McMurry ..... 70           |
| 69 ... Murray State ..... 83      |
| 84 ... San Diego ..... 74         |
| 54v ... Wayland Baptist ..... 58  |
| 75 ... Angelo State ..... 87      |
| 57 ... Trinity ..... 69           |
| 68 ... Lamar ..... 92             |
| 82 ... Dallas Baptist ..... 67    |
| 58 ... McMurry ..... 54           |
| 74 ... Midwestern State ..... 101 |
| 75 ... Midwestern State ..... 70  |
| 92 ... Texas-Arlington ..... 111  |
| 81 ... Tarleton State ..... 68    |
| 71 ... Arkansas State ..... 78    |
| 67 ... Southern Illinois ..... 95 |
| 74 ... Lamar ..... 80             |
| 71 ... Trinity ..... 84           |
| 75 ... Pan American ..... 71      |
| 82 ... Texas-Arlington ..... 79   |
| 78 ... Wayland Baptist ..... 67   |
| 68 ... Arkansas State ..... 74    |

**1,849** **1,979**

**1970-71 (15-9)**

|                                   |
|-----------------------------------|
| 81 ... Rice ..... 99              |
| 73 ... McMurry ..... 64           |
| 90 ... Tarleton State ..... 93    |
| 74 ... Texas A&M ..... 91         |
| 92 ... SE Oklahoma ..... 62       |
| 90 ... Tarleton State ..... 76    |
| 85 ... East Texas State ..... 71  |
| 82 ... Pan American ..... 76      |
| 61 ... South Alabama ..... 74     |
| 59 ... Angelo State ..... 60      |
| 76 ... Dallas Baptist ..... 67    |
| 71 ... Northern Colorado ..... 56 |
| 73 ... McMurry ..... 77           |
| 87 ... Texas-Arlington ..... 79   |
| 90 ... Trinity ..... 70           |
| 86 ... U.S. Air Force ..... 76    |
| 75 ... Arkansas State ..... 81    |
| 70 ... Lamar ..... 66             |
| 82 ... Trinity ..... 63           |
| 95 ... Lamar ..... 84             |
| 78 ... Texas-Arlington ..... 85   |
| 76 ... Dallas Baptist ..... 74    |
| 76 ... South Alabama ..... 61     |
| 57 ... Arkansas State ..... 72    |

**1,879** **1,767**

**1971-72 (17-8)**

|                                |              |
|--------------------------------|--------------|
| 101 ... Tarleton State .....   | 76           |
| 115 ... Angelo State .....     | 69           |
| 73 ... Baylor .....            | 78           |
| 79 ... McMurry .....           | 66           |
| 91 ... Tarleton State .....    | 80           |
| 71 ... Hardin-Simmons .....    | 69           |
| 101 ... McMurry .....          | 82           |
| 72 ... Dallas Baptist .....    | 82           |
| 81 ... SE Oklahoma .....       | 74           |
| 76 ... East Texas State .....  | 61           |
| 81 ... Dallas Baptist .....    | 77           |
| 91 ... Oklahoma City .....     | 89           |
| 68 ... Northern Colorado ..... | 66           |
| 76 ... U.S. Air Force .....    | 70           |
| 72 ... Arkansas State .....    | 95           |
| 72 ... Trinity .....           | 59           |
| 70 ... Lamar .....             | 79           |
| 86 ... Texas-Arlington .....   | 90           |
| 90 ... Angelo State .....      | 80           |
| 109 ... Pan American .....     | 92           |
| 72 ... Arkansas State .....    | 79           |
| 80 ... Texas-Arlington .....   | 79           |
| 52 ... Hardin-Simmons .....    | 55           |
| 58 ... Trinity .....           | 56           |
| 98 ... Lamar .....             | 103          |
| <b>2,035</b> .....             | <b>1,906</b> |

**1972-73 (8-18)**

|                                  |              |
|----------------------------------|--------------|
| 73 ... Samford .....             | 81           |
| 103 ... Savannah State .....     | 81           |
| 90 ... Angelo State .....        | 79           |
| 70 ... Howard Payne .....        | 71           |
| 69 ... Baylor .....              | 72           |
| 92 ... Angelo State .....        | 75           |
| 90 ... Sul Ross State .....      | 80           |
| 74 ... New Mexico .....          | 103          |
| 76 ... Northern Colorado .....   | 100          |
| 44 ... U.S. Air Force .....      | 49           |
| 63 ... Hawaii .....              | 79           |
| 84 ... Lamar .....               | 95           |
| 70 ... Louisiana-Lafayette ..... | 96           |
| 93 ... Oklahoma City .....       | 100          |
| 68 ... Texas-Arlington .....     | 79           |
| 82 ... Arkansas State .....      | 70           |
| 86 ... Howard Payne .....        | 97           |
| 72 ... Louisiana-Lafayette ..... | 100          |
| 75 ... McNeese State .....       | 79           |
| 85 ... Oklahoma City .....       | 91           |
| 93 ... Lamar .....               | 77           |
| 79 ... McNeese State .....       | 92           |
| 72 ... Texas-Arlington .....     | 106          |
| 82 ... Louisiana Tech .....      | 103          |
| 85 ... Arkansas State .....      | 92           |
| 72 ... Louisiana Tech .....      | 108          |
| <b>2,042</b> .....               | <b>2,255</b> |



**Willard Tate**  
1973-80 (7 seasons)  
119 wins, 79 losses

**1973-74 (14-15)**

|                                  |     |
|----------------------------------|-----|
| 98 ... Panhandle .....           | 85  |
| 93 ... NW Oklahoma .....         | 92  |
| 109 ... Wayland Baptist .....    | 94  |
| *87 ... Angelo State .....       | 105 |
| *83 ... Sul Ross State .....     | 86  |
| 84 ... New Mexico .....          | 98  |
| 101 ... Northern Colorado .....  | 95  |
| 77 ... Regis .....               | 61  |
| 72 ... Colorado St.-Pueblo ..... | 103 |
| *91 ... Howard Payne .....       | 104 |
| 92 ... McMurry .....             | 98  |
| *80 ... Southwest Texas .....    | 79  |
| *97 ... Texas A&I .....          | 78  |
| *73 ... Sam Houston .....        | 74  |
| *94 ... S.F. Austin .....        | 104 |

|                                |              |
|--------------------------------|--------------|
| *87 ... East Texas State ..... | 86           |
| 68 ... U.S. Air Force .....    | 67           |
| *93 ... Tarleton State .....   | 80           |
| 83 ... Wayland Baptist .....   | 91           |
| *82 ... Angelo State .....     | 74           |
| *99 ... Sul Ross State .....   | 91           |
| *91 ... East Texas State ..... | 80           |
| *88 ... Howard Payne .....     | 90           |
| *80 ... Southwest Texas .....  | 94           |
| *93 ... Texas A&I .....        | 107          |
| 85 ... McMurry .....           | 98           |
| *76 ... Sam Houston .....      | 71           |
| *77 ... S.F. Austin .....      | 99           |
| *68 ... Tarleton State .....   | 70           |
| <b>2,501</b> .....             | <b>2,554</b> |

**1974-75 (16-12)**

**LSC West Champion**

|                                 |    |
|---------------------------------|----|
| 72 ... Wayland Baptist .....    | 54 |
| 58 ... Okla. Science-Arts ..... | 79 |
| 68 ... NW Oklahoma .....        | 62 |
| 79 ... St. Edwards .....        | 81 |
| 63 ... McMurry .....            | 75 |
| 61 ... Wayland Baptist .....    | 58 |
| 87 ... Austin College .....     | 76 |
| 63 ... New Mexico .....         | 85 |
| 67 ... Hawaii .....             | 81 |
| 65 ... Hawaii .....             | 73 |
| 87 ... Carroll (Wis.) .....     | 83 |
| *70 ... Southwest Texas .....   | 81 |
| *83 ... Texas A&I .....         | 68 |
| *61 ... Sam Houston .....       | 87 |
| *74 ... East Texas State .....  | 86 |
| *98 ... Texas A&I .....         | 65 |
| *77 ... S.F. Austin .....       | 73 |
| *96 ... Sul Ross State .....    | 74 |
| 80 ... Okla. Science-Arts ..... | 70 |
| *79 ... Tarleton State .....    | 73 |
| *62 ... Howard Payne .....      | 74 |
| *89 ... Angelo State .....      | 81 |
| *95 ... Sul Ross State .....    | 77 |
| 67 ... Tarleton State .....     | 65 |
| *64 ... Howard Payne .....      | 61 |
| *63 ... Angelo State .....      | 58 |

**LSC TOURNAMENT**

|                               |              |
|-------------------------------|--------------|
| 79 ... Howard Payne .....     | 88           |
| 62 ... East Texas State ..... | 66           |
| <b>2,069</b> .....            | <b>2,054</b> |

**1975-76 (13-13)**

|                                    |     |
|------------------------------------|-----|
| 86 ... Wayland Baptist .....       | 94  |
| 82 ... Oklahoma Christian .....    | 80  |
| 87 ... Oklahoma Science-Arts ..... | 88  |
| 101 ... NW Oklahoma .....          | 76  |
| 82 ... Howard Payne .....          | 79  |
| 64 ... Southwest Texas .....       | 75  |
| 81 ... Texas Wesleyan .....        | 75  |
| 71 ... St. Edwards .....           | 54  |
| 75 ... Okla. Science-Arts .....    | 64  |
| 63 ... Texas Lutheran .....        | 57  |
| 103 ... Texas Lutheran .....       | 105 |
| *84 ... Sam Houston .....          | 87  |
| *77 ... S.F. Austin .....          | 73  |
| *80 ... Southwest Texas .....      | 88  |
| *72 ... S.F. Austin .....          | 88  |
| *78 ... Texas A&I .....            | 85  |
| *76 ... Sul Ross State .....       | 74  |
| *75 ... East Texas State .....     | 91  |
| *61 ... Tarleton State .....       | 58  |
| *72 ... Howard Payne .....         | 70  |
| *70 ... Angelo State .....         | 71  |
| *104 ... Sul Ross State .....      | 83  |
| *58 ... Tarleton State .....       | 53  |
| *77 ... Howard Payne .....         | 85  |
| *68 ... Angelo State .....         | 70  |

**LSC TOURNAMENT**

|                              |              |
|------------------------------|--------------|
| 79 ... Southwest Texas ..... | 87           |
| <b>2,026</b> .....           | <b>2,010</b> |

**1976-77 (19-9)**

|                                    |    |
|------------------------------------|----|
| 130 ... Paul Quinn .....           | 80 |
| 80 ... SE Oklahoma .....           | 75 |
| 94 ... Wayland Baptist .....       | 84 |
| 77 ... NW Oklahoma .....           | 78 |
| 87 ... Oklahoma Science-Arts ..... | 86 |
| 82 ... Doane .....                 | 84 |
| 63 ... Oral Roberts .....          | 88 |
| 104 ... Dallas Baptist .....       | 90 |
| 83 ... Oklahoma Science-Arts ..... | 75 |
| 89 ... NW Oklahoma .....           | 82 |
| 91 ... St. Edwards .....           | 79 |
| 110 ... Panhandle .....            | 92 |
| *67 ... Tarleton State .....       | 60 |
| *76 ... Sam Houston .....          | 85 |
| *92 ... Texas A&I .....            | 76 |
| *87 ... S.F. Austin .....          | 82 |
| *91 ... S.F. Austin .....          | 96 |
| *67 ... Southwest Texas .....      | 74 |
| *90 ... Tarleton State .....       | 47 |
| *85 ... Southwest Texas .....      | 62 |
| *75 ... Angelo State .....         | 67 |
| *78 ... Howard Payne .....         | 79 |
| *67 ... East Texas State .....     | 70 |
| *93 ... East Texas State .....     | 79 |
| *71 ... Howard Payne .....         | 70 |
| *81 ... Angelo State .....         | 65 |

**LSC TOURNAMENT**

|                              |              |
|------------------------------|--------------|
| 68 ... Southwest Texas ..... | 64           |
| 82 ... Howard Payne .....    | 87           |
| <b>2,360</b> .....           | <b>2,156</b> |

**1977-78 (15-12)**

|                                 |     |
|---------------------------------|-----|
| 111 ... Paul Quinn .....        | 100 |
| 64 ... Texas-El Paso .....      | 78  |
| 89 ... Sul Ross State .....     | 88  |
| 112 ... Wayland Baptist .....   | 89  |
| 70 ... Eastern N.M. .....       | 76  |
| 110 ... Tarleton State .....    | 77  |
| 87 ... Tarleton State .....     | 67  |
| 114 ... Sul Ross State .....    | 81  |
| 81 ... Okla. Science-Arts ..... | 74  |
| 94 ... St. Edwards .....        | 81  |
| 74 ... SE Oklahoma .....        | 73  |
| 81 ... Eastern N.M. .....       | 67  |
| *86 ... Sam Houston .....       | 73  |
| *89 ... S.F. Austin .....       | 91  |
| *77 ... Texas A&I .....         | 68  |
| *81 ... Southwest Texas .....   | 92  |
| *48 ... Angelo State .....      | 47  |
| *68 ... Howard Payne .....      | 75  |
| *76 ... East Texas State .....  | 81  |
| *74 ... East Texas State .....  | 89  |
| *62 ... Howard Payne .....      | 79  |
| *80 ... S.F. Austin .....       | 79  |
| *83 ... Sam Houston .....       | 77  |
| *71 ... Southwest Texas .....   | 86  |
| *73 ... Texas A&I .....         | 84  |
| *69 ... Angelo State .....      | 74  |

**LSC TOURNAMENT**

|                        |              |
|------------------------|--------------|
| 64 ... Texas A&I ..... | 67           |
| <b>2,188</b> .....     | <b>2,113</b> |

**1978-79 (15-13)**

|                                  |    |
|----------------------------------|----|
| 66 ... Eastern N.M. .....        | 69 |
| 89 ... Paul Quinn .....          | 83 |
| 97 ... College of Santa Fe ..... | 81 |
| 88 ... Wayland Baptist .....     | 82 |
| 70 ... Texas Wesleyan .....      | 64 |
| 84 ... Doane .....               | 66 |
| 69 ... Eastern N.M. .....        | 90 |
| 85 ... St. Edwards .....         | 66 |
| 82 ... Texas Wesleyan .....      | 84 |
| 57 ... Biola .....               | 50 |
| 73 ... Hawaii .....              | 90 |

|                                |    |
|--------------------------------|----|
| 56 ... Hawaii .....            | 72 |
| *75 ... Sam Houston .....      | 81 |
| *63 ... S.F. Austin .....      | 65 |
| *88 ... Texas A&I .....        | 69 |
| *77 ... Southwest Texas .....  | 81 |
| *72 ... Angelo State .....     | 67 |
| *45 ... Howard Payne .....     | 64 |
| *62 ... East Texas State ..... | 88 |
| *70 ... East Texas State ..... | 58 |
| *69 ... Howard Payne .....     | 59 |
| *83 ... S.F. Austin .....      | 66 |
| *71 ... Sam Houston .....      | 70 |
| *60 ... Angelo State .....     | 83 |
| *69 ... Southwest Texas .....  | 76 |
| *85 ... Texas A&I .....        | 75 |

**LSC TOURNAMENT**

|                              |              |
|------------------------------|--------------|
| 49 ... Texas A&I .....       | 46           |
| 52 ... Southwest Texas ..... | 54           |
| <b>2,006</b> .....           | <b>1,999</b> |

**1979-80 (27-5)**

**Lone Star Conference Champion**  
**NAIA District IV Champion**

|                                 |    |
|---------------------------------|----|
| 71 ... Dallas Baptist .....     | 61 |
| 75 ... Paul Quinn .....         | 65 |
| 88 ... Mary Hardin-Baylor ..... | 76 |
| 62 ... Dallas Baptist .....     | 58 |
| 82 ... Southwestern .....       | 71 |
| 74 ... Wayland Baptist .....    | 58 |
| 89 ... Southwestern .....       | 72 |
| 70 ... Bethany, Kan. ....       | 61 |
| 100 ... St. Edwards .....       | 76 |
| 58 ... Wichita State .....      | 75 |
| 87 ... Sul Ross State .....     | 75 |
| 64 ... Wayland Baptist .....    | 47 |
| *58 ... S.F. Austin .....       | 47 |
| *41 ... Sam Houston .....       | 39 |
| *65 ... Angelo State .....      | 56 |
| *57 ... Southwest Texas .....   | 61 |
| *64 ... Texas A&I .....         | 53 |
| *87 ... East Texas State .....  | 64 |
| *54 ... Howard Payne .....      | 56 |
| *67 ... Howard Payne .....      | 65 |
| *62 ... East Texas State .....  | 52 |
| *57 ... Angelo State .....      | 39 |
| *53 ... Sam Houston .....       | 51 |
| *69 ... S.F. Austin .....       | 56 |
| *59 ... Southwest Texas .....   | 50 |
| *84 ... Texas A&I .....         | 73 |

**LSC TOURNAMENT**

|                               |    |
|-------------------------------|----|
| 82 ... Angelo State .....     | 76 |
| *57 ... Southwest Texas ..... | 61 |

**NAIA DISTRICT IV**

|                              |    |
|------------------------------|----|
| 90 ... Texas Lutheran .....  | 69 |
| 84 ... Southwest Texas ..... | 82 |

**NAIA NATIONAL**

|                                |              |
|--------------------------------|--------------|
| 75 ... Illinois Wesleyan ..... | 55           |
| 55 ... LeMoyné-Owen .....      | 56           |
| <b>2,240</b> .....             | <b>1,972</b> |



**Mike Martin**  
1980-88 (8 seasons)  
123 wins, 99 losses

**1980-81 (10-17)**

|                                    |     |
|------------------------------------|-----|
| 62 ... Southwestern .....          | 74  |
| 58 ... Wayland Baptist .....       | 63  |
| 60 ... Wichita State .....         | 101 |
| 56 ... SE Oklahoma .....           | 58  |
| 44 ... East Central Oklahoma ..... | 46  |
| 54 ... Southwestern .....          | 59  |
| 77 ... Bethany-Nazarene .....      | 72  |

|     |     |                  |    |
|-----|-----|------------------|----|
| 84  | ... | Sul Ross State   | 62 |
| 68  | ... | Wayland Baptist  | 70 |
| 67  | ... | Sul Ross State   | 62 |
| 88  | ... | N.M. Highlands   | 76 |
| *61 | ... | S.F. Austin      | 57 |
| *83 | ... | Sam Houston      | 92 |
| *69 | ... | Southwest Texas  | 64 |
| *78 | ... | Texas A&I        | 74 |
| *61 | ... | Angelo State     | 60 |
| *55 | ... | East Texas State | 73 |
| *60 | ... | Howard Payne     | 63 |
| *93 | ... | Howard Payne     | 69 |
| *49 | ... | East Texas State | 53 |
| *53 | ... | Sam Houston      | 59 |
| *58 | ... | S.F. Austin      | 72 |
| *69 | ... | Angelo State     | 66 |
| *71 | ... | Texas A&I        | 79 |
| *67 | ... | Southwest Texas  | 68 |

**LSC TOURNAMENT**

|              |     |             |              |
|--------------|-----|-------------|--------------|
| 54           | ... | S.F. Austin | 48           |
| 40           | ... | Sam Houston | 50           |
| <b>1,739</b> |     |             | <b>1,796</b> |

**1981-82 (9-17)**

|     |     |                    |    |
|-----|-----|--------------------|----|
| 71  | ... | Mary Hardin-Baylor | 59 |
| 55  | ... | Wichita State      | 93 |
| 63  | ... | Colorado Mines     | 57 |
| 57  | ... | Eastern New Mexico | 63 |
| 86  | ... | Mary Hardin-Baylor | 48 |
| 72  | ... | Eastern N.M.       | 70 |
| 52  | ... | Eastern N.M.       | 53 |
| 49  | ... | Texas-El Paso      | 65 |
| 83  | ... | Sul Ross State     | 87 |
| 54  | ... | Arkansas College   | 61 |
| 71  | ... | Kansas Wesleyan    | 49 |
| *33 | ... | S.F. Austin        | 44 |
| *43 | ... | Sam Houston        | 44 |
| *52 | ... | Texas A&I          | 48 |
| *36 | ... | Southwest Texas    | 43 |
| *61 | ... | Angelo State       | 74 |
| *62 | ... | Howard Payne       | 66 |
| *47 | ... | East Texas State   | 55 |
| *65 | ... | East Texas State   | 72 |
| *83 | ... | Howard Payne       | 77 |
| *52 | ... | Sam Houston        | 64 |
| *62 | ... | S.F. Austin        | 80 |
| *57 | ... | Angelo State       | 71 |
| *46 | ... | Southwest Texas    | 47 |
| *60 | ... | Texas A&I          | 58 |

**LSC TOURNAMENT**

|              |     |             |              |
|--------------|-----|-------------|--------------|
| 44           | ... | Sam Houston | 57           |
| <b>1,516</b> |     |             | <b>1,605</b> |

**1982-83 (14-14)**

|     |     |                    |     |
|-----|-----|--------------------|-----|
| 80  | ... | Emporia            | 68  |
| 76  | ... | Marymount          | 73  |
| 77  | ... | Central Oklahoma   | 71  |
| 60  | ... | Wayland Baptist    | 58  |
| 75  | ... | Mary Hardin-Baylor | 61  |
| 61  | ... | Oklahoma           | 110 |
| 39  | ... | Kansas State       | 52  |
| 72  | ... | Wayland Baptist    | 65  |
| 83  | ... | Sul Ross State     | 63  |
| 72  | ... | Chaminade          | 94  |
| 56  | ... | Northern Iowa      | 66  |
| 75  | ... | Eastern N.M. (OT)  | 77  |
| *47 | ... | S.F. Austin        | 69  |
| *73 | ... | Sam Houston (OT)   | 81  |
| *75 | ... | Texas A&I (OT)     | 73  |
| *57 | ... | Southwest Texas    | 75  |
| *67 | ... | Angelo State       | 65  |
| *66 | ... | East Texas State   | 68  |
| *76 | ... | Howard Payne       | 73  |
| 82  | ... | Eastern N.M.       | 95  |
| *65 | ... | East Texas State   | 61  |
| *65 | ... | Howard Payne       | 64  |
| *67 | ... | Sam Houston        | 70  |
| *55 | ... | S. F. Austin       | 62  |
| *60 | ... | Southwest Texas    | 58  |

|      |     |              |    |
|------|-----|--------------|----|
| *104 | ... | Texas A&I    | 86 |
| *71  | ... | Angelo State | 79 |

**LSC TOURNAMENT**

|              |     |              |              |
|--------------|-----|--------------|--------------|
| 64           | ... | Angelo State | 66           |
| <b>1,920</b> |     |              | <b>2,003</b> |

**1983-84 (14-15)**

|      |     |                    |     |
|------|-----|--------------------|-----|
| 84   | ... | Wayland Baptist    | 75  |
| 84   | ... | Dallas Baptist     | 67  |
| 60   | ... | Langston           | 66  |
| 55   | ... | Fresno State       | 74  |
| 79   | ... | Pepperdine         | 85  |
| 91   | ... | American           | 83  |
| 100  | ... | Eastern N.M.       | 114 |
| 65   | ... | Wayland Baptist    | 72  |
| 104  | ... | Sul Ross State     | 74  |
| 80   | ... | Oral Roberts       | 105 |
| 97   | ... | Eastern N.M. (OT)  | 94  |
| 87   | ... | Mary Hardin-Baylor | 46  |
| *67  | ... | S.F. Austin        | 81  |
| *75  | ... | Sam Houston        | 70  |
| *110 | ... | Texas A&I          | 93  |
| *77  | ... | Southwest Texas    | 85  |
| *87  | ... | Angelo State       | 76  |
| *72  | ... | Howard Payne       | 55  |
| *75  | ... | East Texas State   | 88  |
| *73  | ... | Angelo State       | 70  |
| *44  | ... | East Texas State   | 67  |
| *79  | ... | Howard Payne       | 70  |
| 62   | ... | Phillips, Miss.    | 70  |
| *83  | ... | Sam Houston        | 92  |
| *62  | ... | S.F. Austin        | 67  |
| *64  | ... | Southwest Texas    | 69  |
| *97  | ... | Texas A&I          | 75  |

**LSC TOURNAMENT**

|              |     |              |              |
|--------------|-----|--------------|--------------|
| 84           | ... | Sam Houston  | 83           |
| 57           | ... | Angelo State | 71           |
| <b>2,254</b> |     |              | <b>2,237</b> |

**1984-85 (18-10)**

**Lone Star Conference champion**

|     |     |                      |     |
|-----|-----|----------------------|-----|
| 121 | ... | East Texas State     | 97  |
| 100 | ... | Our Lady of the Lake | 64  |
| 77  | ... | Dallas Baptist       | 78  |
| 101 | ... | Howard Payne         | 82  |
| 93  | ... | Pepperdine           | 89  |
| 99  | ... | Wayland Baptist      | 89  |
| 72  | ... | Kansas               | 84  |
| 108 | ... | Panhandle            | 76  |
| 86  | ... | Texas Lutheran       | 89  |
| 67  | ... | Midwestern State     | 84  |
| 64  | ... | Grand Canyon         | 80  |
| 102 | ... | Wabash               | 92  |
| 58  | ... | Regis                | 75  |
| 75  | ... | Texas Lutheran       | 74  |
| 86  | ... | Iowa State           | 106 |
| 64  | ... | Wayland Baptist      | 76  |
| 100 | ... | Mary Hardin-Baylor   | 72  |
| 80  | ... | Howard Payne         | 63  |
| 77  | ... | Texas A&I            | 69  |
| 81  | ... | East Texas State     | 66  |
| 74  | ... | Texas A&I            | 71  |
| 76  | ... | Howard Payne         | 67  |
| 65  | ... | Angelo State         | 81  |
| 93  | ... | Eastern N.M.         | 61  |
| 68  | ... | Eastern N.M.         | 70  |
| 82  | ... | Angelo State         | 78  |
| 95  | ... | East Texas State     | 81  |

**LSC TOURNAMENT**

|              |     |              |              |
|--------------|-----|--------------|--------------|
| 99           | ... | Angelo State | 81           |
| <b>2,363</b> |     |              | <b>2,195</b> |

**1985-86 (23-7)**

**Lone Star Conference champion**  
**NCAA Regional qualifier**

|     |     |                    |    |
|-----|-----|--------------------|----|
| 87  | ... | Mary Hardin-Baylor | 58 |
| 83  | ... | Paul Quinn         | 73 |
| 62  | ... | Iowa               | 92 |
| 70  | ... | Dallas Baptist     | 67 |
| 84  | ... | CSU-Chico          | 59 |
| 86  | ... | Sul Ross State     | 66 |
| 72  | ... | Wayland Baptist    | 59 |
| 74  | ... | Wayland Baptist    | 81 |
| 85  | ... | Midwestern State   | 90 |
| 107 | ... | Kansas Newman      | 93 |
| 64  | ... | Emporia State      | 65 |
| 50  | ... | Wichita State      | 78 |
| 83  | ... | Missouri-Rolla     | 77 |
| 77  | ... | Missouri-St. Louis | 63 |
| 69  | ... | Kansas State       | 91 |
| 79  | ... | Midwestern State   | 62 |
| *85 | ... | Howard Payne       | 77 |
| *88 | ... | Texas A&I          | 77 |
| *75 | ... | East Texas State   | 52 |
| *89 | ... | Texas A&I          | 66 |
| *85 | ... | Howard Payne       | 79 |
| *54 | ... | Angelo State       | 53 |
| *80 | ... | Eastern N.M.       | 75 |
| *91 | ... | Eastern N.M.       | 73 |
| *73 | ... | Angelo State       | 66 |
| *98 | ... | East Texas State   | 80 |

**LSC TOURNAMENT**

|    |     |              |    |
|----|-----|--------------|----|
| 79 | ... | Eastern N.M. | 64 |
| 74 | ... | Texas A&I    | 65 |

**NCAA REGIONAL**

|              |     |                   |              |
|--------------|-----|-------------------|--------------|
| 72           | ... | SE Missouri       | 94           |
| 73           | ... | Sam Houston State | 60           |
| <b>2,348</b> |     |                   | <b>2,155</b> |

**1986-87 (18-8)**

**Lone Star Conference champion**  
**NCAA Regional qualifier**

|     |     |                  |    |
|-----|-----|------------------|----|
| 75  | ... | Wayland Baptist  | 83 |
| 76  | ... | Texas College    | 66 |
| 85  | ... | Texas Lutheran   | 59 |
| 75  | ... | Midwestern State | 62 |
| 67  | ... | Kansas State     | 90 |
| 63  | ... | Midwestern State | 54 |
| 59  | ... | CSU-Los Angeles  | 68 |
| 66  | ... | CSU-Northridge   | 63 |
| 67  | ... | Calif-Riverside  | 85 |
| 54  | ... | Wayland Baptist  | 53 |
| *64 | ... | Texas A&I        | 58 |
| *84 | ... | Angelo State     | 72 |
| *71 | ... | Howard Payne     | 68 |
| *58 | ... | West Texas State | 55 |
| *79 | ... | Eastern N.M.     | 70 |
| *85 | ... | East Texas State | 57 |
| *76 | ... | Eastern N.M.     | 84 |
| *75 | ... | West Texas State | 94 |
| *82 | ... | Howard Payne     | 68 |
| *67 | ... | Angelo State     | 61 |
| *88 | ... | East Texas State | 74 |
| *73 | ... | Texas A&I        | 65 |

**LSC TOURNAMENT**

|    |     |                  |    |
|----|-----|------------------|----|
| 63 | ... | Angelo State     | 59 |
| 78 | ... | West Texas State | 69 |

**NCAA REGIONAL**

|              |     |                  |              |
|--------------|-----|------------------|--------------|
| 71           | ... | Delta State      | 88           |
| 63           | ... | West Texas State | 67           |
| <b>1,864</b> |     |                  | <b>1,792</b> |

**1987-88 (17-10)**

|              |     |                         |              |
|--------------|-----|-------------------------|--------------|
| 92           | ... | Mary Hardin-Baylor      | 69           |
| 87           | ... | Midwestern State        | 89           |
| 90           | ... | Eastern N.M.            | 75           |
| 77           | ... | Angelo State            | 75           |
| 118          | ... | Texas College           | 89           |
| 86           | ... | Midwestern State        | 73           |
| 91           | ... | Mary Hardin-Baylor (OT) | 90           |
| 79           | ... | Texas Lutheran          | 100          |
| 63           | ... | Midwestern State        | 62           |
| 64           | ... | Wayland Baptist         | 63           |
| 78           | ... | Wisconsin-Milwaukee     | 88           |
| 77           | ... | IUPUI-Fort Wayne        | 79           |
| 85           | ... | Quincy, Ill.            | 89           |
| 76           | ... | Wayland Baptist         | 73           |
| *76          | ... | Angelo State            | 78           |
| *74          | ... | Eastern N.M.            | 70           |
| *68          | ... | West Texas State        | 60           |
| 99           | ... | Central Oklahoma        | 104          |
| 65           | ... | Cameron                 | 85           |
| *77          | ... | East Texas State        | 69           |
| *69          | ... | Texas A&I               | 64           |
| 103          | ... | Central Oklahoma        | 86           |
| *76          | ... | Texas A&I               | 56           |
| *93          | ... | East Texas State        | 69           |
| *76          | ... | West Texas State        | 78           |
| *85          | ... | Eastern N.M.            | 59           |
| *63          | ... | Angelo State            | 70           |
| <b>2,187</b> |     |                         | <b>2,062</b> |



**Dee Nutt**  
1988-90 (2 seasons)  
9 wins, 45 losses

**1988-89 (6-21)**

|     |     |                    |     |
|-----|-----|--------------------|-----|
| 73  | ... | Mary Hardin-Baylor | 94  |
| 80  | ... | Cameron            | 90  |
| 90  | ... | East Texas State   | 116 |
| 68  | ... | Angelo State       | 107 |
| 45  | ... | Arkansas State     | 110 |
| 77  | ... | Midwestern State   | 92  |
| 76  | ... | Midwestern State   | 95  |
| 75  | ... | Cal Poly           | 80  |
| 100 | ... | Emporia (OT)       | 99  |
| 82  | ... | Alaska-Fairbanks   | 116 |
| 91  | ... | St. Edwards (OT)   | 81  |
| 90  | ... | Mary Hardin-Baylor | 70  |
| *91 | ... | Eastern N.M.       | 98  |
| *78 | ... | West Texas State   | 91  |
| *83 | ... | Cameron            | 76  |
| *79 | ... | Central Oklahoma   | 104 |
| *73 | ... | Texas A&I          | 80  |
| *88 | ... | Angelo State       | 91  |
| *90 | ... | East Texas State   | 91  |
| *84 | ... | Texas A&I          | 103 |
| *69 | ... | Angelo State       | 86  |
| *86 | ... | Cameron            | 105 |
| *89 | ... | Central Oklahoma   | 86  |
| *81 | ... | Eastern N.M.       | 99  |
| *62 | ... | West Texas State   | 82  |
| *93 | ... | East Texas State   | 89  |

**LSC TOURNAMENT**

|              |     |           |              |
|--------------|-----|-----------|--------------|
| 73           | ... | Texas A&I | 89           |
| <b>2,170</b> |     |           | <b>2,524</b> |

**1989-90 (3-24)**

|     |     |                    |     |
|-----|-----|--------------------|-----|
| 73  | ... | Texas Lutheran     | 91  |
| 101 | ... | Mary Hardin-Baylor | 119 |
| 80  | ... | Midwestern State   | 81  |
| 76  | ... | Texas Lutheran     | 83  |
| 73  | ... | St. Edwards        | 70  |
| 78  | ... | Fort Hays State    | 89  |
| 63  | ... | Tarleton State     | 78  |
| 106 | ... | Mary Hardin-Baylor | 93  |
| 77  | ... | Fort Hays State    | 89  |
| 75  | ... | Neb-Kearney        | 99  |

|     |                         |     |
|-----|-------------------------|-----|
| 83  | Wisconsin-Stevens Point | 92  |
| 80  | Nebraska-Kearney        | 95  |
| *66 | Angelo State            | 88  |
| *74 | Cameron                 | 86  |
| *88 | Central Oklahoma        | 80  |
| *66 | Texas A&I               | 81  |
| *63 | East Texas State        | 69  |
| *80 | Eastern N.M.            | 100 |
| *64 | West Texas State        | 102 |
| *65 | Eastern N.M.            | 109 |
| *69 | West Texas State        | 110 |
| *66 | Cameron                 | 112 |
| *96 | Central Oklahoma        | 141 |
| *86 | Texas A&I               | 102 |
| *97 | East Texas State        | 117 |
| *82 | Angelo State            | 90  |

**LSC TOURNAMENT**

|       |                  |       |
|-------|------------------|-------|
| 88    | East Texas State | 91    |
| 2,115 |                  | 2,557 |



**Darryn Shearmire**  
1990-91 (1 season)  
0 wins, 26 losses

**1990-91 (0-26)**

|     |                    |     |
|-----|--------------------|-----|
| 73  | St. Edwards        | 89  |
| 91  | Nebraska-Kearney   | 112 |
| 69  | Howard Payne       | 79  |
| 78  | Fort Hays State    | 95  |
| 68  | Emporia State      | 107 |
| 74  | St. Edwards        | 96  |
| 50  | Howard Payne       | 60  |
| 71  | Fort Hays State    | 94  |
| 49  | Tarleton State     | 73  |
| 80  | Midwestern State   | 109 |
| 67  | Tarleton State     | 95  |
| *85 | Texas A&I          | 109 |
| *71 | East Texas State   | 87  |
| *58 | Angelo State       | 94  |
| *59 | Cameron            | 95  |
| *84 | Central Oklahoma   | 116 |
| *52 | East Texas State   | 78  |
| *72 | Texas A&I          | 121 |
| *89 | Central Oklahoma   | 108 |
| *78 | Cameron            | 115 |
| *73 | Eastern N.M.       | 78  |
| *46 | West Texas State   | 90  |
| *76 | Eastern New Mexico | 115 |
| *58 | West Texas State   | 95  |
| *70 | Angelo State       | 70  |

**LSC TOURNAMENT**

|       |                  |       |
|-------|------------------|-------|
| 76    | West Texas State | 127   |
| 1,817 |                  | 2,528 |



**Tony Mauldin**  
1991-96 (5 seasons)  
61 wins, 78 losses

**1991-92 (17-12)**

|     |                     |    |
|-----|---------------------|----|
| 80  | St. Edwards         | 78 |
| 69  | Fort Hays State     | 91 |
| 89  | Nebraska-Kearney    | 79 |
| 96  | St. Edwards (OT)    | 93 |
| 108 | Mid-American Bible  | 70 |
| 68  | Colorado St.-Pueblo | 74 |
| 99  | Fort Hays State     | 94 |
| 114 | Mary Hardin-Baylor  | 81 |
| 67  | Mississippi College | 95 |
| 71  | West Alabama        | 73 |
| 88  | Mary Hardin-Baylor  | 77 |
| 96  | Schreiner           | 82 |
| 90  | Sul Ross State      | 54 |

|      |                    |     |
|------|--------------------|-----|
| *80  | Texas A&I          | 90  |
| *75  | East Texas State   | 68  |
| *93  | Cameron            | 70  |
| *109 | Central Oklahoma   | 105 |
| 71   | West Texas State   | 81  |
| *77  | Eastern N.M.       | 74  |
| *80  | Angelo State       | 75  |
| 61   | West Texas State   | 73  |
| *81  | Eastern New Mexico | 80  |
| *65  | East Texas State   | 60  |
| *72  | Texas A&I          | 81  |
| *92  | Central Oklahoma   | 137 |
| *82  | Cameron            | 83  |
| *82  | Angelo State       | 90  |

**LSC TOURNAMENT**

|       |                  |       |
|-------|------------------|-------|
| 106   | Cameron          | 87    |
| 101   | Central Oklahoma | 120   |
| 2,461 |                  | 2,415 |

**1992-93 (10-18)**

|      |                      |     |
|------|----------------------|-----|
| 76   | Western N.M.         | 86  |
| 98   | Colorado Mines       | 80  |
| 97   | Adams State          | 109 |
| 90   | Adams State          | 84  |
| 69   | Mississippi College  | 81  |
| 76   | Mary Hardin-Baylor   | 78  |
| 74   | West Texas State     | 79  |
| 95   | Neb-Kearney          | 99  |
| 96   | Schreiner            | 85  |
| 78   | University of Dallas | 72  |
| 64   | Texas-El Paso        | 96  |
| 56   | West Alabama         | 66  |
| 64   | Mississippi College  | 86  |
| 114  | Concordia (ot)       | 109 |
| *59  | Texas A&I            | 91  |
| *84  | East Texas State     | 69  |
| *90  | Cameron              | 99  |
| *117 | Central Oklahoma     | 119 |
| *71  | Angelo State         | 83  |
| *77  | Eastern N.M.         | 87  |
| *91  | Eastern N.M.         | 101 |
| *57  | East Texas State     | 68  |
| *94  | Texas A&I            | 77  |
| *118 | Central Oklahoma     | 128 |
| *108 | Cameron              | 80  |
| *81  | Angelo State         | 80  |

**LSC TOURNAMENT**

|       |              |       |
|-------|--------------|-------|
| 82    | Angelo State | 72    |
| 81    | Texas A&I    | 91    |
| 2,357 |              | 2,455 |

**1993-94 (14-15)**

|      |                    |     |
|------|--------------------|-----|
| 101  | Concordia-Austin   | 69  |
| 80   | Cameron            | 84  |
| 95   | Tarleton State     | 71  |
| 83   | Mississippi        | 90  |
| 88   | Cameron            | 86  |
| 102  | Nebraska-Kearney   | 119 |
| 87   | Texas-Arlington    | 79  |
| 81   | Mary Hardin-Baylor | 87  |
| 76   | Texas-El Paso      | 80  |
| 77   | Tarleton State     | 54  |
| 90   | Clinch Valley, Va. | 79  |
| 71   | Drury, Mo.         | 84  |
| 77   | Cameron            | 75  |
| *79  | Angelo State       | 80  |
| *76  | A&M-Kingsville     | 80  |
| *72  | East Texas State   | 88  |
| *107 | Central Oklahoma   | 101 |
| *90  | West Texas A&M     | 81  |
| *93  | Eastern N.M.       | 83  |
| *86  | West Texas A&M     | 89  |
| *74  | Eastern N.M.       | 96  |
| *81  | East Texas State   | 84  |
| *80  | A&M-Kingsville     | 62  |
| *96  | Central Oklahoma   | 124 |
| 64   | Cameron            | 71  |
| *93  | Angelo State (OT)  | 90  |

**LSC TOURNAMENT**

|       |                  |       |
|-------|------------------|-------|
| 103   | Central Oklahoma | 96    |
| 83    | Angelo State     | 79    |
| 79    | West Texas A&M   | 85    |
| 2,464 |                  | 2,446 |

**1994-95 (7-19)**

|       |                     |       |
|-------|---------------------|-------|
| 118   | Huston-Tillotson    | 105   |
| 80    | Cameron             | 77    |
| 86    | Schreiner           | 71    |
| 92    | Texas-Arlington     | 93    |
| 62    | Concordia-Austin    | 64    |
| 87    | Ark-Little Rock     | 117   |
| 98    | Howard Payne        | 63    |
| 81    | Arkansas State      | 102   |
| 68    | Southwest Baptist   | 90    |
| 74    | Lubbock Christian   | 72    |
| 81    | CSU-San Bernardino  | 87    |
| 69    | Cameron             | 85    |
| *96   | Central Oklahoma    | 117   |
| 82    | Tarleton State      | 95    |
| *68   | East Texas State    | 74    |
| *76   | A&M-Kingsville      | 91    |
| *68   | Angelo State        | 79    |
| *79   | Eastern N.M.        | 69    |
| *72   | West Texas A&M      | 74    |
| *82   | West Texas A&M      | 99    |
| *78   | Eastern N.M.        | 70    |
| *96   | Central Oklahoma    | 119   |
| 75    | Tarleton State      | 88    |
| *95   | A&M-Kingsville (OT) | 98    |
| *83   | East Texas State    | 97    |
| *80   | Angelo State        | 96    |
| 2,126 |                     | 2,292 |

**1995-96 (13-14)**

|     |                    |     |
|-----|--------------------|-----|
| 102 | Adams State        | 70  |
| 90  | Cameron            | 81  |
| 116 | Schreiner          | 68  |
| 78  | Arkansas State     | 82  |
| 64  | South Alabama      | 74  |
| 113 | Huston-Tillotson   | 88  |
| 128 | National Christian | 47  |
| *69 | West Texas A&M     | 92  |
| *83 | Eastern N.M.       | 111 |
| 124 | Ouachita Baptist   | 94  |
| 78  | Lubbock Christian  | 66  |
| 83  | Midwestern State   | 86  |
| *97 | Central Oklahoma   | 102 |
| *66 | Tarleton State     | 73  |
| *63 | East Texas State   | 79  |
| *65 | A&M-Kingsville     | 67  |
| *81 | Angelo State       | 69  |
| *92 | Central Oklahoma   | 106 |
| 106 | Midwestern St (OT) | 111 |
| *72 | East Texas State   | 65  |
| *81 | Tarleton State     | 78  |
| *88 | A&M-Kingsville     | 95  |
| 74  | Cameron            | 77  |
| *78 | Angelo State       | 70  |
| *80 | Eastern N.M.       | 68  |
| *74 | West Texas A&M     | 69  |

**LSC TOURNAMENT**

|       |                |       |
|-------|----------------|-------|
| 73    | West Texas A&M | 79    |
| 2,318 |                | 2,167 |



**Shanon Hays**  
1996-99 (3 seasons)  
58 wins, 26 losses

**1996-97 (15-12)**

|     |                   |    |
|-----|-------------------|----|
| 86  | Adams State       | 55 |
| 86  | Western N.M.      | 76 |
| 114 | Schreiner         | 69 |
| 62  | South Alabama     | 85 |
| 78  | Texas-San Antonio | 90 |

|     |                    |     |
|-----|--------------------|-----|
| 60  | Western N.M.       | 62  |
| 73  | N.M. Highlands     | 53  |
| 119 | National Christian | 71  |
| *78 | West Texas A&M     | 69  |
| *81 | Eastern N.M.       | 79  |
| 91  | Missouri Western   | 78  |
| 98  | Schreiner          | 55  |
| *74 | Midwestern State   | 79  |
| *94 | Central Oklahoma   | 119 |
| *81 | Tarleton State     | 71  |
| *94 | A&M-Commerce       | 101 |
| *73 | A&M-Kingsville     | 94  |
| *86 | Angelo State       | 71  |
| *75 | Central Oklahoma   | 94  |
| *76 | Midwestern State   | 81  |
| *70 | A&M-Commerce       | 79  |
| *62 | Tarleton State     | 76  |
| *67 | A&M-Kingsville     | 64  |
| *90 | Angelo State       | 79  |
| *71 | Eastern N.M.       | 70  |
| *65 | West Texas A&M     | 61  |

**LSC TOURNAMENT**

|       |                |       |
|-------|----------------|-------|
| 82    | West Texas A&M | 86    |
| 2,186 |                | 2,067 |

**1997-98 (22-6)**

|      |                    |     |
|------|--------------------|-----|
| 88   | Incarinate Word    | 67  |
| 106  | Concordia          | 64  |
| 101  | Harding            | 100 |
| 105  | Ouachita Baptist   | 67  |
| 106  | Houston Baptist    | 89  |
| 93   | Panhandle State    | 85  |
| 99   | Central Oklahoma   | 74  |
| 80   | Northeastern State | 63  |
| 123  | East Texas Baptist | 57  |
| 98   | Southern Arkansas  | 71  |
| 111  | Cal State-East Bay | 111 |
| 102  | Western N.M.       | 97  |
| *95  | Angelo State       | 72  |
| *73  | A&M-Kingsville     | 89  |
| *90  | A&M-Commerce       | 93  |
| *90  | Eastern N.M.       | 71  |
| *93  | West Texas A&M     | 94  |
| *89  | Tarleton State     | 82  |
| *108 | Midwestern State   | 99  |
| *102 | Angelo State       | 98  |
| *69  | Tarleton State     | 80  |
| *97  | Midwestern State   | 93  |
| *87  | A&M-Kingsville     | 92  |
| *74  | A&M-Commerce       | 69  |
| *74  | Eastern N.M.       | 64  |
| *91  | West Texas A&M     | 87  |

**LSC TOURNAMENT**

|       |                  |       |
|-------|------------------|-------|
| 71    | Tarleton State   | 68    |
| 129   | Central Oklahoma | 134   |
| 2,644 |                  | 2,309 |

**1998-99 (21-8)**

**NCAA Regional qualifier**

|     |                   |    |
|-----|-------------------|----|
| 75  | SE Oklahoma       | 71 |
| 73  | East Central      | 72 |
| 108 | Missouri Western  | 88 |
| 98  | Long Island Post  | 84 |
| 82  | Cameron           | 75 |
| 72  | SW Oklahoma       | 60 |
| 102 | St. Edward's      | 79 |
| 67  | NW Missouri       | 58 |
| 81  | Missouri Southern | 73 |
| 113 | Western N.M.      | 81 |
| 84  | New Hampshire     | 54 |
| *72 | Angelo State      | 75 |
| *98 | Eastern N.M.      | 77 |
| *60 | West Texas A&M    | 75 |
| *87 | A&M-Kingsville    | 80 |
| *92 | A&M-Commerce      | 73 |
| *70 | Tarleton State    | 83 |
| *75 | Midwestern State  | 88 |

|                             |     |
|-----------------------------|-----|
| *86 ... Angelo State        | 58  |
| 98 ... Panhandle State      | 74  |
| *95 ... Midwestern State    | 85  |
| *69 ... Tarleton State      | 62  |
| *82 ... West Texas A&M      | 87  |
| *108 ... Eastern N.M.       | 71  |
| *77 ... A&M-Commerce (2 OT) | 84  |
| *98 ... A&M-Kingsville      | 101 |

**NCAA TOURNAMENT**

|                               |              |
|-------------------------------|--------------|
| 102 ... West Texas A&M (3 OT) | 96           |
| 79 ... Pittsburg State        | 59           |
| 69 ... Truman State           | 76           |
| <b>2,472</b>                  | <b>2,199</b> |



**Mike Martin**  
1999-2002 (3 seasons)  
25 wins, 53 losses

**1999-00 (12-14)**

|                           |              |
|---------------------------|--------------|
| 87 ... Langston           | 67           |
| 82 ... Texas Lutheran     | 81           |
| 77 ... Harding            | 75           |
| 89 ... Ouachita Baptist   | 70           |
| 103 ... Central Oklahoma  | 108          |
| 50 ... Northeastern State | 61           |
| 100 ... Sul Ross State    | 69           |
| 64 ... Southern Indiana   | 89           |
| 53 ... Western Washington | 91           |
| 78 ... National Christian | 75           |
| 88 ... Indianapolis (ot)  | 84           |
| 89 ... Howard Payne       | 80           |
| *80 ... Eastern N.M.      | 53           |
| *68 ... West Texas A&M    | 71           |
| *62 ... Tarleton State    | 66           |
| *87 ... A&M-Kingsville    | 76           |
| *57 ... Midwestern State  | 82           |
| *99 ... A&M-Commerce (OT) | 93           |
| *64 ... Angelo State      | 69           |
| *56 ... West Texas A&M    | 103          |
| *83 ... Eastern N.M.      | 77           |
| *50 ... A&M-Kingsville    | 51           |
| *62 ... Angelo State      | 87           |
| *66 ... A&M-Commerce      | 69           |
| *64 ... Midwestern State  | 87           |
| *55 ... Tarleton State    | 63           |
| <b>1,913</b>              | <b>1,997</b> |

**2000-01 (6-20)**

|                           |    |
|---------------------------|----|
| 65 ... Missouri Western   | 92 |
| 41 ... Northwest Missouri | 75 |
| 76 ... Grand View         | 74 |
| 54 ... Neb.-Omaha         | 74 |
| 54 ... Midwestern State   | 69 |
| 75 ... Midwestern State   | 65 |
| 64 ... Southern Indiana   | 91 |
| 73 ... Indianapolis       | 83 |
| 75 ... Dillard            | 57 |
| 69 ... St. Edward's       | 78 |
| 61 ... SE Oklahoma        | 68 |
| 58 ... East Central       | 49 |
| 64 ... Cameron            | 68 |
| 71 ... SW Oklahoma        | 72 |
| *66 ... Eastern N.M.      | 67 |
| *60 ... West Texas A&M    | 69 |
| *63 ... A&M-Commerce      | 72 |
| *71 ... A&M-Kingsville    | 66 |
| *69 ... Angelo State      | 77 |
| *82 ... Tarleton State    | 84 |
| *58 ... Angelo State      | 67 |
| *54 ... Tarleton State    | 68 |
| *76 ... West Texas A&M    | 87 |
| *62 ... Eastern N.M.      | 49 |

|                        |              |
|------------------------|--------------|
| *67 ... A&M-Kingsville | 75           |
| *64 ... A&M-Commerce   | 65           |
| <b>1,692</b>           | <b>1,861</b> |

**2001-02 (7-19)**

|                           |              |
|---------------------------|--------------|
| 92 ... Panhandle State    | 80           |
| 59 ... St. Edward's       | 79           |
| 53 ... Panhandle State    | 71           |
| 58 ... St. Edward's       | 75           |
| 87 ... Texas College      | 71           |
| 89 ... Central Oklahoma   | 91           |
| 52 ... Northeastern State | 82           |
| 69 ... Southern Indiana   | 103          |
| 76 ... Kentucky Wesleyan  | 109          |
| 68 ... SE Oklahoma State  | 65           |
| 55 ... East Central       | 76           |
| 73 ... Cameron            | 71           |
| 77 ... SW Oklahoma State  | 82           |
| 58 ... Midwestern State   | 75           |
| *76 ... A&M-Commerce      | 74           |
| *41 ... A&M-Kingsville    | 59           |
| *61 ... Eastern N.M.      | 82           |
| *58 ... West Texas A&M    | 80           |
| *114 ... Angelo State     | 105          |
| *59 ... Tarleton State    | 61           |
| *56 ... Angelo State      | 85           |
| *50 ... Tarleton State    | 97           |
| *59 ... A&M-Kingsville    | 103          |
| *75 ... A&M-Commerce      | 85           |
| *70 ... West Texas A&M    | 82           |
| *70 ... Eastern N.M.      | 71           |
| <b>1,755</b>              | <b>2,113</b> |



**Klint Pleasant**  
2002-05 (3 seasons)  
33 wins, 48 losses

**2002-03 (13-14)**

|                              |              |
|------------------------------|--------------|
| 81 ... Howard Payne          | 75           |
| 120 ... St. Edward's         | 78           |
| 58 ... Okla. Panhandle State | 81           |
| 69 ... Central Oklahoma      | 79           |
| 49 ... Northeastern State    | 88           |
| 93 ... Dallas Christian      | 72           |
| 81 ... Ark.-Monticello       | 79           |
| 85 ... St. Edward's          | 80           |
| 93 ... Sul Ross State (ot)   | 87           |
| 75 ... SE Oklahoma State     | 63           |
| 63 ... East Central          | 55           |
| 90 ... Cameron               | 80           |
| 71 ... SW Oklahoma State     | 78           |
| *76 ... Angelo State         | 85           |
| 58 ... Tarleton State        | 81           |
| *82 ... Eastern N.M.         | 87           |
| *63 ... West Texas A&M       | 79           |
| *73 ... Angelo State         | 70           |
| *82 ... Midwestern State     | 71           |
| *68 ... A&M-Commerce         | 74           |
| *68 ... A&M-Kingsville       | 77           |
| *76 ... A&M-Kingsville       | 74           |
| *78 ... A&M-Commerce         | 72           |
| *64 ... West Texas A&M       | 79           |
| *74 ... Eastern N.M.         | 87           |
| 78 ... Okla. Panhandle State | 86           |
| *51 ... Midwestern State     | 68           |
| <b>2,019</b>                 | <b>2,095</b> |

**2003-04 (12-15)**

|                            |    |
|----------------------------|----|
| 96 ... Texas-Permian Basin | 75 |
| 92 ... Paul Quinn          | 85 |
| 75 ... Southwestern A.O.G. | 54 |
| 102 ... St. Edward's       | 90 |
| 64 ... SE Oklahoma State   | 66 |
| 69 ... East Central        | 73 |
| 115 ... Dallas Christian   | 62 |
| 84 ... St. Edward's        | 71 |
| 79 ... Rhema               | 41 |

|                           |              |
|---------------------------|--------------|
| 70 ... Texas State        | 77           |
| 79 ... Cameron            | 75           |
| 62 ... SW Oklahoma        | 70           |
| 66 ... Tarleton State     | 79           |
| 76 ... Central Oklahoma   | 73           |
| 54 ... Northeastern State | 67           |
| *85 ... Angelo State      | 71           |
| *78 ... Midwestern State  | 81           |
| *61 ... Eastern N.M.      | 87           |
| *61 ... West Texas A&M    | 76           |
| *68 ... A&M-Commerce      | 65           |
| *64 ... A&M-Kingsville    | 66           |
| *73 ... A&M-Commerce      | 91           |
| *58 ... A&M-Kingsville    | 83           |
| *82 ... Midwestern State  | 81           |
| *77 ... Angelo State      | 83           |
| *66 ... West Texas A&M    | 67           |
| *72 ... Eastern N.M.      | 85           |
| <b>2,041</b>              | <b>2,005</b> |

**2004-05 (8-19)**

|                             |              |
|-----------------------------|--------------|
| 78 ... Rhema                | 61           |
| 75 ... Cameron              | 88           |
| 86 ... Wiley                | 80           |
| 68 ... St. Edward's         | 67           |
| 76 ... Tarleton State       | 68           |
| 79 ... SW Assemblies of God | 57           |
| 110 ... Dallas Christian    | 79           |
| 89 ... Central Oklahoma     | 105          |
| 69 ... Northeastern State   | 80           |
| 88 ... St. Edward's         | 74           |
| 91 ... Grace                | 66           |
| 66 ... SE Oklahoma State    | 67           |
| 82 ... East Central         | 84           |
| 93 ... Cameron              | 105          |
| 81 ... SW Oklahoma State    | 86           |
| *85 ... Angelo State        | 89           |
| *78 ... A&M-Kingsville      | 92           |
| *101 ... Angelo State       | 94           |
| *55 ... A&M-Commerce        | 99           |
| *71 ... Midwestern State    | 71           |
| *72 ... Eastern N.M.        | 89           |
| *83 ... West Texas A&M      | 97           |
| *77 ... Eastern N.M.        | 85           |
| *68 ... West Texas A&M      | 78           |
| *59 ... A&M-Kingsville      | 88           |
| *84 ... A&M-Commerce        | 85           |
| *71 ... Midwestern State    | 94           |
| <b>2,127</b>                | <b>2,269</b> |



**Jason Copeland**  
2005-11 (6 seasons)  
65 wins, 96 losses

**2005-06 (8-19)**

|                           |    |
|---------------------------|----|
| 92 ... Huston-Tillotson   | 69 |
| 65 ... Northeastern State | 67 |
| 64 ... Ouachita Baptist   | 81 |
| 64 ... St. Edward's       | 66 |
| 62 ... Texas A&M-Commerce | 78 |
| 63 ... Central Oklahoma   | 73 |
| 57 ... Northeastern State | 60 |
| 88 ... Grace              | 32 |
| 98 ... Grace              | 37 |
| *90 ... Angelo State      | 85 |
| 50 ... St. Mary's         | 63 |
| 78 ... St. Edward's (OT)  | 81 |
| 52 ... East Central       | 70 |
| 57 ... SE Oklahoma State  | 88 |
| *76 ... Angelo State (OT) | 70 |
| 97 ... SW Oklahoma State  | 83 |
| 80 ... Cameron            | 77 |
| *55 ... West Texas A&M    | 65 |
| *82 ... Eastern N.M.      | 73 |
| *67 ... A&M-Kingsville    | 79 |
| *61 ... Tarleton State    | 67 |
| *65 ... Midwestern State  | 85 |

|                          |              |
|--------------------------|--------------|
| *59 ... Tarleton State   | 91           |
| *72 ... Midwestern State | 84           |
| *73 ... West Texas A&M   | 87           |
| *64 ... Eastern N.M.     | 70           |
| *78 ... A&M-Kingsville   | 86           |
| <b>1,899</b>             | <b>1,966</b> |

**2006-07 (10-16)**

|                                |              |
|--------------------------------|--------------|
| 71 ... Hillsdale Freewill Bapt | 46           |
| 116 ... Concordia-Austin       | 114          |
| 87 ... Howard Payne            | 81           |
| 60 ... St. Edward's            | 65           |
| 88 ... A&M-Commerce            | 84           |
| 76 ... Dallas Baptist          | 61           |
| 65 ... Northeastern State      | 66           |
| 66 ... Central Oklahoma        | 92           |
| 95 ... Rhema College           | 50           |
| 70 ... St. Mary's              | 68           |
| 72 ... St. Edward's            | 61           |
| 62 ... East Central            | 57           |
| 66 ... SE Oklahoma State       | 77           |
| 84 ... SW Oklahoma State       | 91           |
| *82 ... Eastern N.M.           | 86           |
| *69 ... West Texas A&M         | 78           |
| *92 ... Angelo State           | 6            |
| *74 ... Texas A&M-Kingsville   | 85           |
| *75 ... Midwestern State       | 93           |
| *67 ... Tarleton State         | 87           |
| *67 ... Midwestern State       | 93           |
| *80 ... Tarleton State (OT)    | 81           |
| *76 ... Eastern N.M.           | 89           |
| *68 ... West Texas A&M         | 80           |
| *62 ... Angelo State           | 67           |
| *87 ... Texas A&M-Kingsville   | 92           |
| <b>1,977</b>                   | <b>2,020</b> |

**2007-08 (20-9)**

|                                |    |
|--------------------------------|----|
| 92 ... Hillsdale Freewill Bapt | 55 |
| 84 ... Houston Baptist         | 72 |
| 101 ... Texas-Permian Basin    | 79 |
| 77 ... Northeastern State      | 56 |
| 88 ... Central Oklahoma        | 89 |
| 70 ... East Central            | 86 |
| 70 ... SE Oklahoma State       | 59 |
| 101 ... Dallas Baptist         | 81 |
| 89 ... Rhema Bible College     | 41 |
| 109 ... Dallas Baptist         | 86 |
| 87 ... SW Oklahoma State       | 66 |
| 107 ... Cameron                | 98 |
| 94 ... Rhema Bible College     | 55 |
| 102 ... A&M-Commerce           | 90 |
| *77 ... Angelo State           | 73 |
| *73 ... Eastern N.M.           | 63 |
| *69 ... Midwestern State       | 76 |
| *85 ... Tarleton State         | 86 |
| *75 ... A&M-Kingsville         | 91 |
| *82 ... West Texas A&M         | 90 |
| *84 ... Eastern N.M.           | 60 |
| *96 ... Angelo State           | 85 |
| *63 ... Tarleton State         | 66 |
| *90 ... Midwestern State       | 86 |
| *77 ... West Texas A&M         | 82 |
| *95 ... A&M-Kingsville         | 83 |

**LSC TOURNAMENT**

|                                |              |
|--------------------------------|--------------|
| 108 ... SW Oklahoma St. (2 OT) | 98           |
| 65 ... Texas A&M-Commerce      | 70           |
| <b>2,522</b>                   | <b>2,224</b> |

**2008-09 (10-16)**

|                                |     |
|--------------------------------|-----|
| 99 ... Hillsdale Freewill Bapt | 58  |
| 99 ... Dallas Baptist          | 108 |
| 90 ... Huston-Tillotson        | 92  |
| 89 ... Texas-Permian Basin     | 85  |
| 65 ... Dallas Baptist          | 77  |
| 86 ... SE Oklahoma State       | 69  |
| 102 ... East Central           | 70  |
| 88 ... Texas-Permian Basin     | 83  |
| 77 ... SW Oklahoma State       | 82  |
| 99 ... Howard Payne            | 61  |
| 73 ... A&M-Commerce            | 87  |

|              |                      |              |
|--------------|----------------------|--------------|
| 58           | Central Oklahoma     | 76           |
| 50           | Northeastern State   | 72           |
| *68          | Eastern N.M.         | 58           |
| *63          | West Texas A&M       | 77           |
| *73          | A&M-Kingsville       | 78           |
| *67          | Angelo State         | 77           |
| *73          | Tarleton State       | 70           |
| *73          | Midwestern State     | 84           |
| 68           | Cameron              | 71           |
| *75          | Texas A&M-Kingsville | 76           |
| *77          | Angelo State         | 82           |
| *64          | Tarleton State       | 80           |
| *66          | Midwestern State     | 88           |
| *71          | Eastern N.M.         | 65           |
| <b>1,975</b> |                      | <b>1,987</b> |

**2009-10 (8-19)**

|              |                       |              |
|--------------|-----------------------|--------------|
| 116          | Baptist Bible College | 74           |
| 84           | Dallas Christian      | 59           |
| 104          | Hillsdale             | 49           |
| 82           | Dallas Baptist        | 85           |
| 57           | Cameron               | 58           |
| 88           | SW Oklahoma State     | 87           |
| 67           | A&M-Commerce          | 79           |
| 50           | Texas-Permian Basin   | 60           |
| 69           | Central Oklahoma      | 93           |
| 69           | Northeastern State    | 73           |
| 74           | Dallas Baptist        | 80           |
| 97           | York College          | 73           |
| 66           | Texas-Permian Basin   | 58           |
| 72           | SE Oklahoma State     | 80           |
| 86           | East Central          | 79           |
| 65           | Eastern N.M.          | 78           |
| 68           | West Texas A&M        | 79           |
| 58           | Angelo State          | 82           |
| 63           | Tarleton              | 83           |
| 77           | Midwestern State      | 78           |
| 79           | A&M-Kingsville        | 72           |
| 65           | A&M-Kingsville        | 76           |
| 70           | Angelo State          | 85           |
| 60           | Tarleton State        | 70           |
| 83           | Midwestern State      | 96           |
| 81           | Eastern N.M.          | 74           |
| 63           | West Texas A&M        | 77           |
| <b>2,003</b> |                       | <b>2,037</b> |

**2010-11 (9-17)**

|    |                     |    |
|----|---------------------|----|
| 80 | Texas-Permian Basin | 79 |
| 86 | Dallas Baptist      | 90 |
| 72 | Dallas Christian    | 68 |
| 81 | Texas-Permian Basin | 95 |
| 88 | A&M-Commerce        | 86 |
| 63 | Northeastern State  | 35 |
| 53 | Central Oklahoma    | 81 |

|              |                   |              |
|--------------|-------------------|--------------|
| 69           | East Central      | 62           |
| 73           | SE Oklahoma State | 65           |
| 85           | Dallas Baptist    | 71           |
| 74           | SW Oklahoma State | 102          |
| 67           | Cameron           | 55           |
| *45          | Tarleton State    | 64           |
| *62          | Midwestern State  | 84           |
| *54          | West Texas A&M    | 71           |
| *55          | A&M-Kingsville    | 66           |
| *52          | Incarnate Word    | 56           |
| *82          | Eastern N.M.      | 98           |
| *74          | Angelo State      | 71           |
| *74          | Angelo State      | 90           |
| *65          | West Texas A&M    | 77           |
| *65          | A&M-Kingsville    | 71           |
| *64          | Incarnate Word    | 77           |
| *77          | Eastern N.M.      | 79           |
| *61          | Tarleton State    | 82           |
| *73          | Midwestern State  | 82           |
| <b>1,794</b> |                   | <b>1,957</b> |

**3**



**Joe Golding**  
2011-Present  
(4 seasons)  
44 wins, 58 losses

**2011-12 (12-16)**

|     |                     |    |
|-----|---------------------|----|
| 70  | Truman State        | 68 |
| 89  | East Central        | 72 |
| 65  | Texas-Permian Basin | 60 |
| 69  | A&M-International   | 71 |
| 80  | Texas-Permian Basin | 69 |
| 72  | Dallas Baptist      | 80 |
| 86  | Southwest Adventist | 47 |
| *58 | Cameron             | 64 |
| *58 | West Texas A&M      | 61 |
| *59 | Eastern N.M.        | 68 |
| *62 | Midwestern State    | 74 |
| 85  | Dallas Baptist      | 82 |
| *65 | Incarnate Word      | 70 |
| *59 | A&M-Kingsville      | 72 |
| *92 | A&M-Commerce (OT)   | 79 |
| *53 | Tarleton State      | 62 |
| *79 | Angelo State        | 64 |
| *59 | Angelo State        | 65 |
| 88  | Paul Quinn College  | 70 |
| 96  | Arlington Baptist   | 57 |
| *78 | Midwestern State    | 79 |
| *65 | Cameron             | 77 |
| *49 | West Texas A&M      | 57 |
| *79 | Eastern N.M.        | 68 |

|              |                |              |
|--------------|----------------|--------------|
| *73          | Incarnate Word | 79           |
| *80          | A&M-Kingsville | 70           |
| *72          | A&M-Commerce   | 75           |
| *62          | Tarleton State | 74           |
| <b>2,002</b> |                | <b>1,934</b> |

**2012-13 (12-14)**

|              |                      |              |
|--------------|----------------------|--------------|
| 72           | Dallas Baptist       | 79           |
| 93           | York, Neb.           | 82           |
| 83           | Sul Ross State       | 66           |
| 75           | Dallas Baptist       | 73           |
| *59          | West Texas A&M       | 58           |
| *60          | Eastern N.M.         | 62           |
| *88          | Texas A&M-Commerce   | 90           |
| *50          | Tarleton State       | 64           |
| 61           | Rollins, Fla.        | 65           |
| 82           | Florida Tech         | 72           |
| *71          | Midwestern State     | 72           |
| *59          | Cameron              | 65           |
| 87           | Arlington Baptist    | 42           |
| 83           | Southwest Adventist  | 48           |
| *93          | Incarnate Word       | 76           |
| *65          | Texas A&M-Kingsville | 74           |
| *59          | Angelo State         | 56           |
| *82          | Angelo State         | 63           |
| *69          | West Texas A&M       | 78           |
| *64          | Eastern N.M.         | 65           |
| *60          | Texas A&M-Commerce   | 57           |
| *70          | Tarleton State (OT)  | 75           |
| *55          | Midwestern State     | 60           |
| *62          | Cameron (OT)         | 67           |
| *82          | Incarnate Word       | 68           |
| *76          | Texas A&M-Kingsville | 83           |
| <b>1,860</b> |                      | <b>1,760</b> |

**2013-14 (11-20)**

|     |                         |         |
|-----|-------------------------|---------|
| 75  | at Duquesne             | 94      |
| 47  | at St. Bonaventure      | 75      |
| 44  | at Maryland             | 67      |
| 41  | at Iowa                 | 103     |
| 64  | at TCU                  | 71      |
| 62  | vs. W. New Mexico       | 44      |
| 78  | vs. N. New Mexico       | 56      |
| 65  | at Xavier               | 93      |
| 67  | vs. West Alabama        | 77      |
| 47  | at Towson               | 74      |
| 93  | vs. Hillsdale Free Will | 53      |
| 90  | vs. Bacone              | 63      |
| 87  | vs. Open Bible College  | 43      |
| 99  | vs. Open Bible College  | 49      |
| *81 | at New Orleans          | 87      |
| *77 | at SE Louisiana         | 85 (ot) |
| *59 | vs. Oral Roberts        | 82      |

|              |                        |              |
|--------------|------------------------|--------------|
| *73          | vs. Central Arkansas   | 72           |
| *57          | vs. Lamar              | 65           |
| *51          | vs. Sam Houston State  | 70           |
| *48          | at Stephen F. Austin   | 64           |
| *66          | at Northwestern State  | 84           |
| *87          | vs. Houston Baptist    | 81           |
| *69          | vs. A&M-Corpus Christi | 71           |
| *68          | at Incarnate Word      | 80           |
| 108          | vs. Dallas Christian   | 69           |
| 80           | vs. Arlington Baptist  | 66           |
| 124          | vs. SW Adventist       | 57           |
| *60          | at Nicholls            | 79           |
| *91          | at McNeese State       | 95 (ot)      |
| *56          | vs. Incarnate Word     | 59           |
| <b>2,214</b> |                        | <b>2,228</b> |

**2014-15 (8-7, 2-0)**

|     |                         |     |
|-----|-------------------------|-----|
| 101 | vs. Hillsdale Free Will | 61  |
| 39  | at Tulsa                | 65  |
| 81  | vs. Duquesne            | 102 |
| 91  | Jarvis Christian        | 65  |
| 56  | at Cal-Riverside        | 76  |
| 72  | vs. Sacramento State    | 61  |
| 59  | at Houston              | 71  |
| 76  | vs. N. New Mexico       | 48  |
| 44  | at Loyola-Chicago       | 83  |
| 33  | at Boise State          | 77  |
| 65  | vs. S. Carolina State   | 59  |
| 69  | vs. Ark.-Pine Bluff     | 61  |
| 81  | at Grand Canyon         | 83  |
| *87 | vs. Central Arkansas    | 80  |
| *71 | vs. Nicholls            | 54  |
| *98 | at Northwestern State   | 81  |
| *64 | vs. Stephen F. Austin   | 82  |

\* conference game