

## COWBOYS ATOP THE SOUTHLAND CONFERENCE

McNeese State heads into a non-conference week holding the lead in the Southland Conference standings. The Cowboys are 2-0 in SLC play. Sam Houston State and Lamar are both 1-0 in conference action but one-half game in back of McNeese. They will catch up in games played this week as the Bearkats will play SFA in Reliant Stadium in Houston and Lamar will host Northwestern State.

Next week the Cowboys return to league play, traveling to tackle Central Arkansas.

After the Central Arkansas game, McNeese will host Sam Houston State (Oct. 22) and Nicholls State (Nov. 5) and go on the road to play SFA (Oct. 29) and Lamar (N. 19).

### SOUTHLAND STANDINGS

| (Team)             | SLC | OA  |
|--------------------|-----|-----|
| McNeese State      | 2-0 | 3-1 |
| Sam Houston        | 1-0 | 4-0 |
| Lamar              | 1-0 | 3-1 |
| C. Arkansas        | 1-1 | 2-3 |
| Northwestern State | 1-1 | 2-3 |
| Southeastern La.   | 0-2 | 1-4 |
| SFA                | 0-1 | 1-4 |
| Nicholls State     | 0-1 | 1-4 |

### (Saturday's Schedule)

Texas State at McNeese State  
 Northwestern St. at Lamar  
 C. Arkansas at Nicholls State  
 Sam Houston vs SFA (at Houston)  
 Southeastern Louisiana - Open

# THE COWBOYS

- **McNeese State - No. 15 - (3-1, 2-0 in SLC)** returns to non-conference play this week, hosting former SLC member Texas State (3-2)...7 p.m. kickoff....McNeese has won its last three games after a season opening loss to Big 12 Kansas on the road...in succession the Cowboys have defeated Sioux Falls (31-17), Southeastern Louisiana (48-27) and Northwestern State (20-18)....Texas State is 3-2 and has also won its last three games....the Bobcats opened the season with losses to Texas Tech (50-10) and Wyoming (45-10)....they have defeated Tarleton (38-28), Stephen F. Austin (35-26) and Nicholls State (38-12)<sup>1</sup>

- **SERIES** - the Cowboys hold a 20-8 lead in the series and have won the last two meetings...last year McNeese posted a 36-6 win in Cowboy Stadium as Andre Anderson ran for 170 yards and a td

- **GAME CAPTAINS** - serving as Cowboy captains for the game will be seniors Mitchell Kimberling (67) and Kentrell Butler (13) and juniors Jonathan Landry (72) and Malcolm Bronson (34)

- **PUNT RETURN LEADERS** - the Cowboys are leading the Southland Conference in punt returns and are ranked No. 4 in the nation....they have run back four punts and t hose four have gone for an average of 18.25 yards per....Darius Carey leads the team with a 23.7 yard average on three turns and he would be the league leader and the national leader if he had but one more return... the minimum to be ranked in both categories is one per game played....Champlain Babin has made the other punt return for the Cowboys this season



Janzen Jackson with pass interception vs Northwestern State



Wes Briscoe with 48 yard reception from Cody Stroud vs Northwestern St.



Darius Carey with one of his three returns vs Northwestern State



Brandon who had eight tackles and a sack vs Northwestern State

### McNeese State 2011 Opposition (and results)

| Date  | Opponent              | R/KO    | '11 Record | Last Week                   | This week              |
|-------|-----------------------|---------|------------|-----------------------------|------------------------|
| S. 3  | at Kansas             | K 42-24 | 2-2        | lost to Texas Tech 45-34    | at Oklahoma State      |
| S. 17 | Sioux Falls           | M 31-17 | 2-3        | def. William Jewell 35-10   | Open                   |
| S. 24 | SE Louisiana          | M 48-27 | 1-4        | lost to Lamar 48-38         | Open                   |
| O. 1  | at Northwestern State | M 20-18 | 2-3        | lost to McNeese State 20-18 | at Lamar               |
| O. 8  | Texas State           | 7 p.m.  | 3-2        | def. Nicholls State 38-12   | at McNeese State       |
| O. 15 | *at Central Arkansas  | 3 p.m.  | 2-3        | def. SFA 38-28              | at Nicholls State      |
| O. 22 | Sam Houston State     | 7 p.m.  | 4-0        | def. UTSA 22-7              | SFA (at Houston)       |
| O. 29 | *at SFA               | 3 p.m.  | 1-4        | lost to C. Arkansas 38-28   | S.Houston (at Houston) |
| N. 5  | Nicholls State        | 7 p.m.  | 1-4        | lost to Texas State 38-12   | Central Arkansas       |
| N. 12 | UTSA                  | 7 p.m.  | 3-2        | lost to Sam Houston 22-7    | South Alabama          |
| N. 19 | at Lamar              | 6 p.m.  | 3-1        | def. SE Louisiana 48-38     | Northwestern State     |

\* - SLC TV

# GEAUX BLUE

## TALKING POINTS

### • COWBOY PLAYER HONORS - 2011

#### SLC PLAYER OF THE WEEK

- Darius Carey (vs Sioux Falls)
- Cody Stroud (vs Kansas)
- Terence Cahee (vs Kansas)

#### NATIONAL PLAYER OF WEEK

- Darius Carey (national punt returner of week vs Sioux Falls)
- Joe Narcisse (national linebacker of week vs SE Louisiana)

### • PICK THREE

...McNeese State picked off three passes from Northwestern State in last week's 20-18 victory...one led to a Cowboy field goal and the other to a McNeese touchdown

...making his first collegiate pass interception was linebacker Joe Narcisse who returned his pick for a touchdown....that was the td that gave the Cowboys the deciding points in the game

...making his first pass interception as a Cowboy was Janzen Jackson...that came in the first quarter and led to a Josh Lewis field goal...as a member of the Tennessee team, Jackson had six pass interceptions

...collecting the third pass interception of his collegiate career and the second this season was Darrell Jenkins....his pick led to a missed Cowboy field goal

### • DOUBLE FIGURE TACKLES

...the Cowboys had three players get into double figure tackles in the victory over Northwestern State....that's the most for any one game this year...linebacker Deonte Thompson had 10 and safeties Malcolm Bronson and Darrell Jenkins also had 10 each

...Bronson has now recorded double figure tackles twice this year...he had 11 against Kansas

...the other Cowboy with a double figure total is lineback Joe Narcisse with 12 against Kansas

...Bronson has now recorded double figure tackles in four games during his career

### • SAVOIE CONTINUES TO LEAD - tackle Alec Savoie is the Cowboy leader in pancake blocks and knock down blocks..he now has six pancakes (tied with Arinze Agada) and 15 knock downs....he had seven knockdowns in victory over Southeastern Louisiana...he was injured in Northwestern State game and in on only 16 plays...he is expected to be back ready to play this week

### COWBOYS' RECORD IN 2011...

| WHEN                   |     |
|------------------------|-----|
| at home                | 2-0 |
| on road                | 1-1 |
| day                    | 0-0 |
| night                  | 3-1 |
| turf                   | 3-1 |
| grass                  | 0-0 |
| leading at half        | 3-0 |
| behind at half         | 0-1 |
| tied at half           | 0-0 |
| McNeese scored first   | 2-0 |
| Opponents scored first | 1-1 |
| Overtime               | 0-0 |

### JIM MURPHY TRAINING ROOM NOTES:

..the McNeese trainer said that Ford Smesny and Champlain Babin who missed last week's game are possible for this game...linebacker Kenrick Cormier will not play...quarterback Riley Dodge is on a day to day basis....other players who were injured in last week's game are expected to return to action

### 100 YARDS RECEIVING FOR BABIN:

...in the season opener Champlain Babin became only the fourth Cowboy tailback to catch passes in a single game for more than 100 yards. His total against Kansas was five receptions for 108 yards and a touchdown.

...prior to that Toddrick Pendland was the last McNeese tailback to reach that goal when he caught 10 passes for 121 yards in a victory over Appalachian State in 2009.

...only two other tailbacks have been in that single game 100 yard reception class. William Davis turned the feat in 1996 with two catches from current Cowboy co-offensive coordinator Tim Leger for 106 yards against Stephen F. Austin and Brian McZeal caught eight passes for 102 yards against Louisiana Tech in 1987.

### COWBOY WALK

It's back this year and the Cowboys will make their walk through the tailgating area between 3:30 p.m. and 4 p.m..... they will be bused to the area just off Common Street and will walk through the section, visiting with fans, on their way to the Jack Doland field house..... Cowboy head coach Matt Viator started this practice two years ago but it was halted last season because of the construction of the new field house

## MCNEESE - TEXAS STATE COMPARISONS

| Category               | MSU          | TS           |
|------------------------|--------------|--------------|
| Points/Scoring Average | 123/30.8     | 131/26.2     |
| First Downs            | 67           | 93           |
| Rushing Yards          | 590/165      | 1052/236     |
| Yards Per Game Rushing | 147.5        | 210.4        |
| Yards Passing          | 984          | 694          |
| Passes (Cmp-Att-Int)   | 87-131-3     | 55-101-4     |
| Yards Per Game Passing | 246.0        | 138.8        |
| Total Offense          | 1574         | 1746         |
| Yards Per Game         | 393.5        | 349.2        |
| Kickoff Ret./G.Avg     | 21-22.1      | 27-20.9      |
| Punt Ret./G. Avg.      | 4-18.2       | 15-13.5      |
| Fumbles/Lost           | 5-2          | 14-10        |
| Penalties/Yds          | 27-230       | 42-394       |
| Possession Per Game    | 34:15        | 33:31        |
| 3rd Down Conversions   | 31/66        | 22/69        |
| 4th Down Conversions   | 5/7          | 5/9          |
| TDs Scored             | 15           | 16           |
| FGs/Attempts           | 6-8          | 6-7          |
| Red Zone Scores        | 16-19 (84 %) | 10-14 (71 %) |
| Red Zone Tds           | 10-19 (53 %) | 7-14 (50 %)  |

### Score by Quarters

|             |    |    |    |    |    |     |
|-------------|----|----|----|----|----|-----|
| McNeese     | 20 | 34 | 34 | 35 | -- | 123 |
| Texas State | 33 | 45 | 36 | 17 | -- | 131 |

## LAST YEAR'S GAME...

Nov. 13 at Cowboy Stadium (11,363)

|               |   |    |    |   |    |    |
|---------------|---|----|----|---|----|----|
| Texas State   | 0 | 6  | 0  | 0 | -- | 6  |
| McNeese State | 2 | 20 | 14 | 0 | -- | 36 |

M (1, 12:27) Safety, Brandon Robinson

M (2, 11:32) Andre Anderson 6 run. Josh Lewis kick

TS (2, 7:15) Daren Dillard 6 pass from Tim Hawkins. Kick failed

M (2, 7:04) Bernardo Henry 87 kickoff return. Josh Lewis kick

M (2, 3:04) Malcolm Bronson 74 pass interception return. Kick failed

M (3, 12:07) Jacob Bower 1 run. Josh Lewis kick

M (3, 1:02) DeVionte Edmonson, 6 pass from Jacob Bower. Josh Lewis kick

| TEAM TOTALS   | TS      | McN      |
|---------------|---------|----------|
| First Downs   | 12      | 18       |
| rushing       | 4       | 15       |
| passing       | 8       | 2        |
| penalty       | 0       | 1        |
| Yds Rushing   | 65 (42) | 295 (42) |
| Yds Passing   | 170     | 77       |
| Passes        | 14-27-2 | 7-12-0   |
| Total Yds     | 235     | 372      |
| Fumbles, lost | 0-0     | 2-1      |
| Pen, yds      | 6-48    | 4-30     |
| Punts, avg    | 4-46.0  | 4-41.0   |
| Punt returns  | 2-4.0   | 2-8.0    |
| KO returns    | 5-27.6  | 3-41.0   |
| Possession    | 31:57   | 28:03    |
| Third Downs   | 10-20   | 3-9      |
| Fourth Downs  | 0-4     | 0-1      |
| Red Zone      | 1-1     | 3-4      |



Andre Anderson ran for 170 yards in last year's game

Rushing: (M) Andre Anderson 18-170-1; (TS) Frank Reddic 10-30-0

Passing: (M) Jacob Bower 6-11-0-68-1, (TS) Tim Hawkins 13-25-2-161-1

Receiving: (M) Harold Turnage 2-40-0, (TS) DaMarcus Griggs 9-124-0

## ABOUT TEXAS STATE

### RECORD - 3-2

Results:

lost to TCU 50-10

lost to Wyoming 45-10

def. Tarleton 38-28

def. Stephen F. Austin 35-26

def. Nicholls State 38-12

COACH: Dennis Franchione (2 yrs, 16-11)

QUARTERBACK: Shaun Rutherford (39-71-3-552 yds, 7 tds)

TOP RUNNING BACK: Terrence Franks 53-285-5 tds (5.4 avg)

TOP RECEIVER: Isaiah Battle 11-195-3 tds

TOP DEFENDER: Xavier Daniels 33 tackles, int

FG KICKER: Will Johnson (6-7 Fgs, 15-15 PATs)

### vs Texas State

McNeese leads 20-8; 8-6 at home; 12-2 on road

### THE SERIES

2010 \*McNeese 36, TS 6

2009 McNeese 30, TS 27

2008 \*TS 45, McNeese 42

2007 McNeese 41, TS 20

2006 \*TS 27, McNeese 17

2005 TS 49, McNeese 7

2004 \*TS 54, McNeese 27

2003 McNeese 38, TS 28

2002 \*McNeese 47, TS 7

2001 McNeese 21, TS 3

2000 \*McNeese 18, TS 3

1999 McNeese 10, TS 7

1998 \*McNeese 27, TS 0

1997 McNeese 31, TS 21

1996 \*TS 16, McNeese 13

1995 McNeese 28, TS 7

1994 \*McNeese 34, TS 10

1993 McNeese 27, TS 10

1992 \*McNeese 17, TS 13

1991 McNeese 19, TS 18

1990 \*TS 19, McNeese 17

1989 McNeese 21, TS 7

1988 \*McNeese 24, TS 21

1987 TS 26, McNeese 10

1986 \*TS 13, McNeese 9

1985 McNeese 28, TS 0

1958 McNeese 21, TS 0

1957 \*McNeese 27, TS 0

\*McNeese home game

## CONTACT

Louis Bonnette, SID

office phone 337-475-5207  
home phone 337-477-4182  
cell 337-802-7127  
fax 337-475-5202  
email lbonnette@mcneese.edu

Website mcneesesports.com

## COACH MATT VIATOR

office phone 337-475-5214  
secretary 337-475-5235

### McNeese State Coaching Staff

Matt Viator, Head Coach (McNeese '86, 5th year, 42-16 overall, 28-7 in conference)

Mike Collins, Assistant Head Coach/Defensive Coordinator (ULM '84)

Lark Hebert, Coordinator of Special Teams/Linebackers (McNeese '85)

Tim Leger, Co-Offensive Coordinator/Quarterbacks (McNeese '99)

Broderick Fobbs, Co-Offensive Coordinator/Wide Receivers (Grambling '97)

Carlos McGee, Running Backs (McNeese '96)

Reggie Nelson, Offensive Line (McNeese '98)

Manny Michel, Defensive Line (Tennessee Tech '84)

J. D. Kappeler, Defensive Backs (South Dakota '06)

Lance Fremin, Tight Ends (McNeese '09)

Eman Naghavi, Defensive Line assistant (McNeese '08)

### About the University

McNeese State is located in Lake Charles, LA, a city of 80,000 in the Southwest part of Louisiana. McNeese was established in 1939 as a junior college and a division of the Louisiana State University system. It later broke away becoming McNeese State. the school is named for John McNeese, the first superintendent of education in Calcasieu Parish (the parish in which Lake Charles is located). The school mascot is the Cowboy and was derived from the fact that John McNeese was also a cattle rancher and was renowned for making the first cattle drive across the Sabine River (the river that separates Louisiana and Texas).

McNeese is a coed university with an enrollment of 8,900. Dr. Philip C. Williams serves as the president and Tommy McClelland is the athletic director.

The schools of study for the university are: the Arts, Sciences, Engineering/Technology, Nursing, Education, Business and the Graduate School.

Among the many former McNeese State athletes who have gone on to professional stardom are: Joe Dumars in basketball (now president of the Detroit Pistons), Leonard Smith (Buffalo, St. Louis) and Zack Bronson (San Francisco) in football and Ray Fontenot (New York Yankees) and Ben Broussard (Cleveland Indians) in baseball.

## McNeese State Information

Location: Lake Charles, LA

Enrollment: 8,900

School Founded: 1939

All-time McNeese football record: 444-262-13

All-time record in Cowboy Stadium: 185-79-5

Offense: Multiple Pro

Defense: 4-2-5

Colors: Blue/Gold

Nickname: Cowboys

Conference: Southland

Stadium: Cowboy (17,410 artificial)

President: Dr. Philip C. Williams

Athletic Director: Tommy McClelland

Athletic Phone: (337) 475-5200

Football Office Phone: (337) 475-5235

Football Press Box: (337) 475-5225, 5226, 5227, 5228

## 2011 Southland Conference Standings

| Team               | Conference | Overall |
|--------------------|------------|---------|
| McNeese State      | 2-0        | 3-1     |
| Sam Houston State  | 1-0        | 4-0     |
| Northwestern State | 1-1        | 2-3     |
| Central Arkansas   | 1-1        | 2-3     |
| Lamar              | 1-0        | 3-1     |
| SFA                | 0-2        | 1-4     |
| Southeastern La.   | 0-2        | 1-4     |
| Nicholls State     | 0-1        | 1-4     |

### SATURDAY'S GAMES

Texas State at McNeese State (7 p.m.)

Central Arkansas at Nicholls State (2 p.m.)

Sam Houston vs SFA (2 p.m., SLC TV, Houston)

Northwestern State at Lamar (6 p.m)

### LAST WEEK'S RESULTS

McNeese State 20, Northwestern State 18

Central Arkansas 38, SFA 28

Lamar 48, SE Louisiana 38

Texas State 38, Nicholls State 12

Sam Houston State 22, UTSA 7

# NO. 19 McNEESE STATE DEPTH CHART

Head Coach: Matt Viator (McNeese '86) • Assistant Head Coach/Defensive Coordinator: Mike Collins (UL-Monroe '84) • Special Teams Coordinator/Linebackers: Lark Hebert (McNeese '85) • Co-Offensive Coordinator: Broderick Fobbs (Grambling '97) Co-Offensive Coordinator: Tim Leger (McNeese '99) • Running Backs: Carlos McGee (McNeese '96) • Offensive Line: Reggie Nelson (McNeese '98) • Defensive Line: Manny Michel (Tennessee Tech '84) • Defensive Backfield: J. D. Kappeler (South Dakota '06) • Tight Ends: Lance Fremin (McNeese '09) • Defensive Line: Eman Naghavi (McNeese '08)

## OFFENSE

|    |    |                     |      |     |    |                 |
|----|----|---------------------|------|-----|----|-----------------|
| QB | 18 | Cody Stroud         | 6-3  | 190 | So | Montgomery, LA  |
|    | 11 | Riley Dodge         | 6-0  | 195 | Jr | Southlake, TX   |
|    | 19 | Tyler Bolfig        | 6-3  | 200 | Fr | Montgomery, TX  |
| TB | 22 | Andre Anderson      | 5-8  | 190 | Sr | Barrington, IL  |
|    | 25 | Javaris Murray      | 5-7  | 185 | So | Kingston        |
|    | 3  | Marcus Wiltz        | 5-9  | 200 | So | Cecilia         |
|    | 26 | Champlain Babin     | 5-9  | 190 | So | Donaldsonville  |
| FB | 49 | Kegan Myers         | 6-1  | 232 | Jr | Jennings        |
|    | 39 | Tyler Reed          | 5-10 | 230 | So | Westlake        |
| WR | 85 | Wes Briscoe         | 6-2  | 175 | So | Baton Rouge     |
|    | 14 | Damion Dixon        | 6-3  | 185 | Jr | Port Allen      |
|    | 83 | DeVionte' Edmonson  | 6-3  | 195 | Jr | Lake Charles    |
| WR | 16 | Darius Carey        | 6-0  | 185 | Jr | New Orleans     |
|    | 17 | Ernest Celestie     | 5-11 | 185 | So | Lake Charles    |
|    | 4  | Diontae Spencer     | 5-9  | 160 | So | New Iberia      |
| TE | 86 | Harold Turnage      | 6-5  | 255 | Sr | Houston, TX     |
| or | 80 | Josh Jordan         | 6-4  | 225 | Jr | St. Amant       |
| LT | 73 | Taylor Johnson      | 6-4  | 288 | Jr | League City, TX |
|    | 74 | Ben Jones           | 6-6  | 270 | Fr | Nederland, TX   |
| LG | 72 | Jonathan Landry     | 6-4  | 295 | Jr | Broussard, LA   |
|    | 67 | Mitchell Kimberling | 6-4  | 295 | Sr | Bay City, TX    |
| C  | 63 | Carson Chaisson     | 6-2  | 280 | Jr | Jennings        |
|    | 65 | Tyler Harbourt      | 6-4  | 282 | Jr | Lafayette       |
| RG | 77 | Arinze Agada        | 6-1  | 285 | So | Houston, Tx     |
|    | 54 | Brett Koonce        | 6-2  | 285 | Jr | Sulphur         |
| RT | 79 | Alec Savoie         | 6-7  | 322 | Jr | Lafayette       |
|    | 71 | Antoine Everett     | 6-3  | 295 | Fr | Richmond, TX    |

## DEFENSE

|    |    |                  |      |     |    |                |
|----|----|------------------|------|-----|----|----------------|
| E  | 99 | Chris Loveless   | 6-4  | 235 | So | Houston, TX    |
|    | 94 | Everett Ellefsen | 6-3  | 230 | Fr | Madisonville   |
| T  | 56 | Justin Breaux    | 6-0  | 270 | Sr | Sulphur, LA    |
| or | 98 | Michael Ware     | 6-1  | 275 | So | Houston, TX    |
| T  | 90 | Pat Williams     | 6-3  | 270 | Jr | Plaquemine     |
|    | 75 | Kevin Dorn       | 5-10 | 265 | Fr | Pineville      |
| E  | 57 | Desmund Lighten  | 6-0  | 255 | Sr | Monroe         |
|    | 93 | Eric LeBlanc     | 6-1  | 242 | Jr | Erath          |
|    | 96 | Danyel Hunter    | 6-3  | 238 | Fr | Dickinson, TX  |
| LB | 52 | Deonte Tompson   | 6-2  | 220 | Fr | Shreveport     |
|    | 13 | Kentrell Butler  | 6-1  | 230 | Sr | Patterson      |
| LB | 45 | Joe Narcisse     | 5-11 | 212 | So | Vacherie       |
|    | 41 | Hayden Dobbs     | 6-0  | 220 | So | Houston, TX    |
|    | 52 | Correy Middleton | 6-0  | 207 | Fr | Monroe         |
| BS | 7  | Brandon Robinson | 6-0  | 200 | Jr | Texas City, TX |
|    | 1  | Ford Smesny      | 5-9  | 191 | Jr | Dayton, TX     |
|    | 5  | Chris Raggett    | 5-11 | 200 | Jr | Beaumont, TX   |
| CB | 10 | London Durham    | 6-2  | 185 | Sr | Beaumont, TX   |
|    | 12 | Janzen Jackson   | 6-0  | 187 | Jr | Lake Charles   |
| CB | 8  | Seth Thomas      | 5-9  | 190 | Jr | Orange, TX     |
|    | 6  | Guy Morgan       | 6-0  | 190 | So | Baton Rouge    |
|    | 21 | Aaron Sam        | 5-11 | 180 | Fr | Lake Charles   |
| FS | 34 | Malcolm Bronson  | 5-11 | 192 | Jr | Jasper, TX     |
|    | 38 | Ryan Bronson     | 6-1  | 185 | So | Jasper, TX     |
| WS | 9  | Darrell Jenkins  | 5-10 | 205 | Sr | Bon Weir, TX   |
|    | 32 | Terence Cahee    | 5-9  | 175 | So | Westlake       |

## SPECIALISTS

|      |    |                 |      |     |     |                |
|------|----|-----------------|------|-----|-----|----------------|
| PK   | 2  | Josh Lewis      | 6-0  | 180 | Jr  | Denham Springs |
|      | 40 | James Bice      | 6-0  | 170 | Fr  | Lake Charles   |
| P    | 23 | Ben Bourgeois   | 5-10 | 200 | Grd | Sulphur        |
|      | 2  | Josh Lewis      | 6-0  | 180 | Jr  | Denham Springs |
| Hold | 23 | Ben Bourgeois   | 5-10 | 200 | Grd | Sulphur        |
|      | 81 | William Ryckman | 6-0  | 175 | So  | Lafayette      |
| Snap | 58 | Orrin Fontenot  | 6-2  | 240 | Fr  | Baton Rouge    |
|      | 84 | Hunter Romero   | 6-3  | 225 | Fr  | Lafayette      |
| Ret  | 26 | Champlain Babin | 5-9  | 190 | Jr  | Donaldsonville |
|      | 16 | Darius Carey    | 6-0  | 185 | Jr  | New Orleans    |
|      | 25 | Javaris Murray  | 5-7  | 185 | So  | Kingston       |
|      | 4  | Diontae Spencer | 5-9  | 160 | So  | New Iberia     |

## McNeese State Scoreboard (2-1, 1-0 in SLC)

### SEPTEMBER (2-1)

|    |                        |         |
|----|------------------------|---------|
| 3  | at Kansas              | L 42-24 |
| 17 | Sioux Falls            | W 31-17 |
| 24 | Southeastern Louisiana | W 48-27 |

### OCTOBER

|    |                              |         |
|----|------------------------------|---------|
| 1  | at Northwestern State        | W 20-18 |
| 8  | Texas State                  | 7 p.m.  |
| 15 | at Central Arkansas (SLC TV) | 3 p.m.  |
| 22 | Sam Houston State            | 7 p.m.  |
| 29 | at SFA (SLC TV)              | 3 p.m.  |

### NOVEMBER

|    |                |        |
|----|----------------|--------|
| 5  | Nicholls State | 7 p.m. |
| 12 | UTSA           | 7 p.m. |
| 19 | at Lamar       | 6 p.m. |

# COWBOY OFFENSIVE LEADERS



## CODY STROUD, QB, No. 18, 6-3, 190, Soph - named SLC Offensive Player of Week (vs Kansas)

- now 4-2 as starting quarterback...making 67.9 pct. of his passes...kicked off season with standout passing effort against Kansas...hit on 22 of 27 passes (81 pct) for 218 yards and a touchdown...also ran for a td...named the SLC Offensive Player of the Week....has started all four games this year...was 1-1 as a starter last season...beat SE La. (15 of 29 for 172 yards), lost to LSU (15 of 32 for 118 yards and td)...completed 63 of 110 passes for 586 yards and three tds, 4 interceptions in 2010...long of 78 yards...prepped at Montgomery High (LA)

### 2011 Stats


| (Game)              | Att        | Cmp        | Yds        | Td        | Int        | LG        | TC        | Yds        | LG        | TD        |
|---------------------|------------|------------|------------|-----------|------------|-----------|-----------|------------|-----------|-----------|
| Kansas              | 27         | 22         | 218        | 1         | 0          | 60        | 2         | -1         | 1         | 1         |
| Sioux Falls         | 24         | 16         | 226        | 1         | 1          | 38        | 4         | -5         | 2         | 0         |
| SE Louisiana        | 23         | 15         | 145        | 2         | 0          | 26        | 6         | -4         | 11        | 0         |
| NW State            | 32         | 19         | 217        | 1         | 2          | 48        | 3         | -3         | 3         | 0         |
| <b>Career Stats</b> | <b>Att</b> | <b>Cmp</b> | <b>Yds</b> | <b>Td</b> | <b>Int</b> | <b>LG</b> | <b>TC</b> | <b>Yds</b> | <b>LG</b> | <b>TD</b> |
|                     | 207        | 135        | 1392       | 8         | 7          | 78        | 40        | -8         | 22        | 2         |

## RILEY DODGE, QB, No. 11, 6-0, 195, Jr

- injure, missed last week's game..on day to day basis....made his McNeese debut in game with Kansas...team's third leading rusher on season with 107 yards.....transfer from North Texas where he was a two year starter....completed 311 of 479 passes for 3,187 yards and 20 tds...ran for 716 yards...starting QB for all five of North Texas victories over five seasons...named to Sun Belt all freshman team...set school record for pass percentage as rookie (69 pct.)...prepped at Southlake Carroll (TX) High School

### 2011 Stats

| (Game)       | Att | Cmp | Yds | Td | Int | LG | TC | Yds | LG | TD |
|--------------|-----|-----|-----|----|-----|----|----|-----|----|----|
| Kansas       | 14  | 9   | 107 | 1  | 0   | 37 | 11 | 45  | 20 | 0  |
| Sioux Falls  | 6   | 4   | 57  | 0  | 0   | 40 | 8  | 26  | 14 | 0  |
| SE Louisiana | 5   | 2   | 14  | 1  | 0   | 13 | 8  | 36  | 17 | 0  |



## ANDRE ANDERSON, TB, No. 22, 5-9, 195, Sr

- had only 100 yard game of season vs SE La...118 yards on 15 carries and a td vs SE La....now has over 1,000 yards career rushing for Cowboys...scored two tds rushing against Sioux Falls....team MVP last year and all-Southland Conference (also newcomer of the year)....rushed for 855 yards and five tds...had 713 yards and 101 game average for conference outings only...171 yards and two tds vs Nicholls...170 yards and td vs Texas State....played two years at Michigan State...prepped at Barrington, IL

### 2011 Stats

| (Game)              | TC        | Yds        | LG        | TD        | PC        | Yds        | TD        | LG        |
|---------------------|-----------|------------|-----------|-----------|-----------|------------|-----------|-----------|
| Kansas              | 10        | 16         | 6         | 0         | 3         | 16         | 0         | 6         |
| Sioux Falls         | 19        | 45         | 9         | 2         | 1         | -4         | 0         | 0         |
| SE Louisiana        | 15        | 118        | 55        | 1         | 2         | 13         | 0         | 11        |
| NW State            | 13        | 37         | 10        | 0         | 1         | 7          | 0         | 7         |
| <b>Career Stats</b> | <b>TC</b> | <b>Yds</b> | <b>LG</b> | <b>TD</b> | <b>PC</b> | <b>Yds</b> | <b>TD</b> | <b>LG</b> |
|                     | 229       | 1071       | 55        | 8         | 28        | 217        | 0         | 26        |

## KEGAN MYERS, FB, No. 49, 6-1, 232, Jr

- has started all four games for Cowboys at fullback...has caught two passes for 16 yards....backup at fullback last season...no stats from that year...has played three positions for the Cowboys (fullback, linebacker and tight end)....prepped at Jennings High where he earned all-state recognition as a linebacker...all-district in baseball

### 2011 Stats

| (Game)   | TC | Yds | LG | TD | PC | Yds | TD | LG |
|----------|----|-----|----|----|----|-----|----|----|
| Kansas   | -  | -   | -  | -  | 1  | 9   | 0  | 9  |
| NW State | -  | -   | -  | -  | 1  | 7   | 0  | 7  |



## WES BRISCOE, WR, No. 85, 6-2, 175, So

- leads team in yards per catch with 26.3 avg...had his first 100 yard receiving game in win over Sioux Falls....caught four passes for 113 yards...caught two passes for 44 yards and a td against Kansas...had another td catch called back....one of the top receivers returning from last year...great debut last year, catching 19 passes for 260 yards and three tds...had four catches for 60 yards and td vs Texas State...can catch the ball in a crowd and has deceptive speed....all-state in high school at Central High (Baton Rouge, LA)...

### 2011 Stats

| (Game)              | PC        | Yds        | TD        | LG        |
|---------------------|-----------|------------|-----------|-----------|
| Kansas              | 2         | 44         | 1         | 32        |
| Sioux Falls         | 4         | 113        | 0         | 40        |
| SE Louisiana        | 1         | 8          | 0         | 8         |
| NW State            | 2         | 72         | 0         | 48        |
| <b>Career Stats</b> | <b>PC</b> | <b>Yds</b> | <b>TD</b> | <b>LG</b> |
|                     | 28        | 497        | 4         | 48        |

# COWBOY OFFENSIVE LEADERS



**DARIUS CAREY, WR, No. 16, 6-0, 185, Jr**

- has had four good games for Cowboys..pass receiving and returning kicks...team leading pass receiver in all four...named SLC special teams player of week for effort against Sioux Falls...also named national punt returner of the week....transfer from North Texas where he was the team's leading receiver for two straight years....caught 97 passes for 1,033 yards at North Texas...named to Sun Belt freshman team...played quarterback in high school at Helen Cox

**2011 Stats**

| (Game)       | PC | Yds | TD | LG | KORet | Yds | LG | PntRet | Yds | LG | TD |
|--------------|----|-----|----|----|-------|-----|----|--------|-----|----|----|
| Kansas       | 7  | 73  | 0  | 37 | 1     | 29  | 29 |        |     |    |    |
| Sioux Falls  | 6  | 92  | 1  | 38 | 2     | 19  | 14 | 1      | 68  | 68 | 1  |
| SE Louisiana | 5  | 58  | 0  | 26 | 4     | 105 | 37 | 1      | 4   | 4  | 0  |
| NW State     | 5  | 52  | 1  | 27 | 2     | 24  | 16 | 1      | -1  | 0  | 0  |

**HAROLD TURNAGE, TE, No. 86, 6-5, 245, Sr**

- now back in action after missing games with injury.....could be in for a big year...in starting role for first time... caught 7 passes for 79 yards last season...two for 40 yards vs Texas State...good blocker with good hands...good speed...and strong...played one season at Texas A&M...all-district at Chavez High (Houston, TX)

**2011 Stats**

| (Game)              | PC        | Yds        | TD        | LG        |
|---------------------|-----------|------------|-----------|-----------|
| Kansas              | 1         | 2          | 0         | 2         |
| NW State            | 1         | 5          | 0         | 5         |
| <b>Career Stats</b> | <b>PC</b> | <b>Yds</b> | <b>TD</b> | <b>LG</b> |
|                     | 10        | 86         | 0         | 24        |



**JOSH JORDAN, TE, No. 80, 6-4, 225, Jr**

- has started two games...scored first TD on a reception against SE Louisiana....took over role in Kansas game and came up with three receptions for 17 yards...transfer from East Carolina where he played quarterback and wide receiver....set five records as a quarterback at St. Amant (LA) High School....atwo-time all-district performer...was a two-time state javelin champion

**2011 Stats**

| (Game)       | PC         | Yds | TD | LG |
|--------------|------------|-----|----|----|
| Kansas       | 3          | 17  | 0  | 6  |
| Sioux Falls  | (no stats) |     |    |    |
| SE Louisiana | 2          | 14  | 1  | 13 |
| NW State     | (no stats) |     |    |    |

**TAYLOR JOHNSON, LT, No. 73, 6-4, 288, Jr**

- has now played 302 offensive plays in three games....coming back from injury...played first three games of 2010 but injury put him down for the final eight...got season back....started all 12 games in 2009....was only true freshman on team to play in offensive line in 2008...excellent moves and good body control...has 5.1 speed in 40...all-district at League City (TX) HS

**2011 Stats**

| (Game)              | Pancake Blocks        | Knockdowns        |
|---------------------|-----------------------|-------------------|
| Kansas              | 0                     | 0                 |
| Sioux Falls         | 0                     | 0                 |
| SE Louisiana        | 2                     | 2                 |
| NW State            | 0                     | 4                 |
| <b>Career Stats</b> | <b>Pancake Blocks</b> | <b>Knockdowns</b> |
|                     | 16                    | 26                |



**JONATHAN LANDRY, LG, No. 72, 6-4, 295, Jr**

- recovered a fumble vs SE La.....caught a pass and ran for nine yards in win over Sioux Falls...also had two knock-down blocks...had one pancake and one knockdown block against Kansas....a pre-season all-conference pick... started 10 of 11 games last year...17 pancake blocks and 24 knockdowns...recovered two offensive fumbles in win over Nicholls to keep scoring drives going...played as a true freshman...top pass blocker...all-state at St. Thomas

**More HS**

**2011 Stats**

| (Game)              | Pancake Blocks        | Knockdowns        |
|---------------------|-----------------------|-------------------|
| Kansas              | 1                     | 1                 |
| Sioux Falls         | 0                     | 2                 |
| SE Louisiana        | 1                     | 2                 |
| NW State            | 0                     | 2                 |
| <b>Career Stats</b> | <b>Pancake Blocks</b> | <b>Knockdowns</b> |
|                     | 26                    | 37                |

# COWBOY OFFENSIVE LEADERS

## CARSON CHAISSON, C, No. 63, 6-2, 280, Jr

- has started all four games this year...made his first start against Kansas...had one pancake and two knockdown blocks...had four knockdowns against Sioux Falls....one of the best zone blockers on the team...5.3 speed in the 40...last year had five pancake blocks and a knockdown as the backup center...had two pancakes against Missouri...all-state honors at Jennings (LA) HS

### 2011 Stats

| (Game)              | Pancake Blocks        | Knockdowns        |
|---------------------|-----------------------|-------------------|
| Kansas              | 1                     | 2                 |
| Sioux Falls         | 1                     | 4                 |
| SE Louisiana        | 0                     | 3                 |
| NW State            | 0                     | 1                 |
| <b>Career Stats</b> | <b>Pancake Blocks</b> | <b>Knockdowns</b> |
|                     | 8                     | 11                |



## ARINZE AGADA, RG, No. 77, 6-1, 285, So

- four starts now...four pancake blocks and five knockdowns vs SE Louisiana...one pancake and two knockdown blocks vs Kansas...team high five knockdowns vs Sioux Falls....moved into a starting role with injury to Miguel Gauthreaux...only true freshman to see playing time in the offensive line last year...had six knockdown blocks a year ago, two against Cal Poly...during prep career he was an all-state performer at Hightower HS (Missouri City, TX)

### 2011 Stats

| (Game)              | Pancake Blocks        | Knockdowns        |
|---------------------|-----------------------|-------------------|
| Kansas              | 1                     | 2                 |
| Sioux Falls         | 1                     | 5                 |
| SE Louisiana        | 4                     | 5                 |
| NW State            | 0                     | 0                 |
| <b>Career Stats</b> | <b>Pancake Blocks</b> | <b>Knockdowns</b> |
|                     | 2                     | 18                |



## ALEC SAVOIE, RT, No. 79, 6-7, 322, Jr

- injured against NW State and only in on 16 plays...team leader against SE Louisiana, Sioux Falls and Kansas ...one pancake and seven knockdowns vs SE Louisiana....three pancake blocks and four knockdowns vs Sioux Falls....returning starter for the Cowboys...took over starting role in fourth game of season...a very athletic player and the tallest of the Cowboys...had 15 pancake blocks and 11 knockdowns last season...game high of three pancakes against Texas State and Central Arkansas...two knockdowns in three different games...all-district at Comeaux HS (Lafayette, LA)

### 2011 Stats

| (Game)              | Pancake Blocks        | Knockdowns        |
|---------------------|-----------------------|-------------------|
| Kansas              | 2                     | 4                 |
| Sioux Falls         | 3                     | 4                 |
| SE Louisiana        | 1                     | 7                 |
| NW State            | 0                     | 0                 |
| <b>Career Stats</b> | <b>Pancake Blocks</b> | <b>Knockdowns</b> |
|                     | 32                    | 32                |



## JOSH LEWIS, PK, No. 2, 6-0, 180, Jr

- two field goals vs NW State...missed one attempt...two field goals and six PATs vs SE La....perfect against Sioux Falls with four PATS and a 38 yard field goal.....connected on a field goal and a PAT for four points against Kansas...also kicking off this year...had an exceptional year last year as a place kicker for the Cowboys...led team in scoring with 65 points...all-conference...made 13 of 16 field goals and 26 of 29 PATs...has kicked three game winning field goals...booted 52 yarder vs SE Louisiana last season, the longest game winning field goal in school history...will also kickoff....has scored 133 points in two years...all-state performer at Denham Springs (LA) HS

### 2011 Stats

| (Game)              | FGM        | FGA        | Pct.        | LG        | PAT        | Att        | Pct.        | Pts        |
|---------------------|------------|------------|-------------|-----------|------------|------------|-------------|------------|
| Kansas              | 1          | 2          | .500        | 26        | 1          | 2          | .500        | 4          |
| Sioux Falls         | 1          | 1          | 1.00        | 38        | 4          | 4          | 1.00        | 7          |
| SE Louisiana        | 2          | 2          | 1.00        | 47        | 6          | 6          | 1.00        | 12         |
| NW State            | 2          | 3          | .667        | 22        | 2          | 2          | 1.00        | 8          |
| <b>Career Stats</b> | <b>FGM</b> | <b>FGA</b> | <b>Pct.</b> | <b>LG</b> | <b>PAT</b> | <b>Att</b> | <b>Pct.</b> | <b>Pts</b> |
|                     | 27         | 36         | .750        | 52        | 83         | 92         | .902        | 164        |



# COWBOY DEFENSIVE LEADERS



**CHRIS LOVELESS, DE, No. 99, 60-4, 235, So**

- has started all four games....season high six tackles vs NW State...made his first start against Kansas and had five tackles.....good range and strong with excellent speed (4.85 in the 40)...excellent with the pursuit...had a QB sack during spring game...credited with 11 tackles last year...forced a fumble...three tackles vs Cal Poly..two vs LSU... district defensive MVP at South Houston HS

| 2011 Stats   | Tac | TFL | Sack | Int | PBU | QBH | FF |
|--------------|-----|-----|------|-----|-----|-----|----|
| Kansas       | 5   | -   | -    | -   | -   | -   | -  |
| Sioux Falls  | -   | -   | -    | -   | -   | 1   | -  |
| SE Louisiana | 2   | -   | -    | -   | -   | 1   | -  |
| NW State     | 6   | -   | -    | -   | -   | -   | -  |
| Career Stats | Tac | TFL | Sack | Int | PBU | QBH | FF |
|              | 23  | -   | -    | -   | -   | 4   | 1  |

**JUSTIN BREAU, DT, No. 56, 6-0, 270, Sr**

- four starts this year...good game vs SE La. with three tackles and a tackle for a loss....athletic and works good against the run...has played in 20 games and has 16 tackles...one of only four senior starters on the defensive side... made two tackles in the spring game...all-state performer during prep career at Sulphur (LA) HS

| 2011 Stats   | Tac | TFL   | Sack | QBH |
|--------------|-----|-------|------|-----|
| Kansas       | 1   | -     | -    | -   |
| Sioux Falls  | 1   | -     | -    | -   |
| SE Louisiana | 3   | 1/4   | -    | 1   |
| NW State     | -   | -     | -    | 2   |
| Career Stats | Tac | TFL   | Sack | QBH |
|              | 18  | 1.5/5 | 1/6  | 2   |



**PAT WILLIAMS, DT, No. 90, 6-3, 270, Jr**


- recovered fumble vs NW State...three tackles and a TFL vs SE La.....five tackles vs Sioux Falls....had four tackles and a QB hurry vs Kansas....got in two starts last season and credited with 14 tackles along with a sack, a forced fumble and a fumble recovered...three tackles against LSU, Northwestern State and Lamar...has played in 20 games with 28 tackles...expected to be a team leader from his post....team MVP during prep career at Plaquemine (LA) HS

| 2011 Stats   | Tac | TFL  | Sack | PBU | QBH | FF | RF |
|--------------|-----|------|------|-----|-----|----|----|
| Kansas       | 4   | -    | -    | -   | 1   | -  | -  |
| Sioux Falls  | 5   | -    | -    | -   | -   | -  | -  |
| SE Louisiana | 3   | 1/5  | -    | -   | 1   | -  | -  |
| NW State     | 3   | -    | -    | -   | 1   | -  | 1  |
| Career Stats | Tac | TFL  | Sack | PBU | QBH | FF | RF |
|              | 43  | 2/14 | 1/9  | 2   | 7   | 1  | 2  |

**DESMUND LIGHTEN, DE, No. 57, 6-0, 355, Sr**

- now has 194 career tackles...five tackles and a sack vs SE Louisiana...also recovered a fumble...eight tackles and four QB hurries vs Sioux Falls...one of the team leaders with nine tackles vs Kansas...pre-season all-America honors...two-time first team all-conference...shifted to end this season from tackle...has played in 34 games with 168 tackles (16.5 TFL, 8 SACKS)...rated one of the top defensive lineman in the FCS division...quick as a cat (4.6 speed)...all state and team defensive MVP at Ouachita HS (Monroe, LA)

| 2011 Stats   | Tac | TFL     | Sack | PBU | QBH | FF | RF        | BlkFG |
|--------------|-----|---------|------|-----|-----|----|-----------|-------|
| Kansas       | 9   | -       | -    | -   | 1   | -  | -         | -     |
| Sioux Falls  | 8   | -       | -    | -   | 4   | -  | -         | -     |
| SE Louisiana | 5   | -       | 1/5  | -   | -   | -  | 1         | -     |
| NW State     | 4   | -       | -    | -   | 1   | -  | -         | -     |
| Career Stats | Tac | TFL     | Sack | PBU | QBH | FF | RF        | BlkFg |
|              | 194 | 16.5/71 | 9/55 | 3   | 21  | 4  | 8/29/2tds | 1     |



**DEONTE THOMPSON, LB, No. 51, 6-2, 2210, Fr**

- season high 10 tackles and three tackles for a loss vs NW State...also caused a fumble...four tackles vs SE La.... one tackle had three tackles in start against Kansas...only freshman (redshirt) in a starting role for the Cowboys...was one of the leaders in the spring game with four tackles...standout high school player at Evangel High (Shreveport, LA)...played on two state championship teams and in four state championship games

| 2011 Stats   | Tac | TFL  | QBH | PBU | CF |
|--------------|-----|------|-----|-----|----|
| Kansas       | 3   | -    | -   | -   | -  |
| Sioux Falls  | 1   | -    | -   | -   | -  |
| SE Louisiana | 4   | -    | 1   | -   | -  |
| NW State     | 10  | 3/10 | 1   | 1   | 1  |

# COWBOY DEFENSIVE LEADERS

## JOE NARCISSE, LB, No. 45, 5-11, 212, Jr

- only played second half vs NW State and had three tackles and pass interception which he returned for the game winning td....led team vs SE Louisiana with three tackles for a loss.....has season high of four....four tackles vs Sioux Falls.....team leader in tackles with 12 against Kansas....will be a fulltime starter this year after starting two games last season....played in 10 games and had 48 tackles (7.5 TFL and 2.5 sacks)....team leader with eight QB hurries... seven tackles vs Missouri, Northwestern State and Texas State....has 86 career tackles in 19 games....prepped at St. James HS (Vacherie, LA)....all state...also punted and place kicked



| 2011 Stats   | Tac | TFL     | Sack   | QBH | FF | FR | PBU | Int (TD) |
|--------------|-----|---------|--------|-----|----|----|-----|----------|
| Kansas       | 12  | 1/1     | -      | -   | -  | -  |     |          |
| Sioux Falls  | 4   | -       | -      | 1   | -  | -  |     |          |
| SE Louisiana | 7   | 3/13    | -      | -   | -  | -  | 1   |          |
| NW State     | 3   | -       | 1/8    | -   | -  | -  | -   | 1 (TD)   |
| Career Stats | Tac | TFL     | Sack   | QBH | FF | FR | PBU | Int (TD) |
|              | 112 | 18.5/58 | 3.5/22 | 13  | 1  | 3  | 1   | 1 (TD)   |



## HAYDEN DOBBS, LB, No. 41, 6-0, 220, So

- four tackles vs SE La.....saw his first action of the season against Sioux Falls and had four tackles, a QB hurry, caused a fumble and recovered a fumble.....coming back from an injury that sidelined him after three games last year...as a true freshman in 2009 he had 59 tackles...11 tackles against Henderson State

| 2011 Stats   | Tac | TFL  | Sack | QBH | FF | FR | PBU |
|--------------|-----|------|------|-----|----|----|-----|
| Sioux Falls  | 4   | -    | -    | 1   | 1  | 1  |     |
| SE Louisiana | 4   | -    | -    | -   | -  | -  | 1   |
| NW State     | 4   | 1/5  | -    | -   | -  | -  | -   |
| Career Stats | Tac | TFL  | Sack | QBH | FF | FR | PBU |
|              | 81  | 6/14 | -    | 5   | 1  | 2  | 1   |

## FORD SMESNY, BS, No. 1, 5-9, 191, Jr

- missed NW State game with injury....three tackles vs SE La....had seven tackles against both Kansas and Sioux Falls....in his third season as a starter...had started some games as both a freshman and a soph...exceptionally quick...4.5 speed...five tackles in spring game with a sack...96 career tackles in 23 games...started four games last year...had seven tackles vs LSU and Cal Poly...was an all-state performer in high school at Dayton (TX) HS....



| 2011 Stats   | Tac | TFL  | Sack | Int | PBU | QBH | FF | FR |
|--------------|-----|------|------|-----|-----|-----|----|----|
| Kansas       | 7   | -    | -    | -   | -   | -   | -  | -  |
| Sioux Falls  | 7   | -    | -    | -   | 1   | -   | -  | -  |
| SE Louisiana | 3   | -    | -    | -   | -   | -   | -  | -  |
| Career       | Tac | TFL  | Sack | Int | PBU | QBH | FF | FR |
|              | 113 | 5/19 | 1/3  | 1   | 4   | 43  | 2  | 1  |



## DARRELL JENKINS, WS, No. 9, 5-10, 205, Sr

- pass interception and 10 tackles vs NW State...pass interception and six tackles vs SE La....five tackles vs Kansas and Sioux Falls...now has over 200 tackles in his career...now in his fourth season of starting action...two-time all-conference...good speed and toughness...4.4 speed in the 40...will make the big play...193 tackles in 34 career games...14 tackles vs Missouri, 10 vs SFA....has started 34 straight games....ran a pass interception back 70 yards for a td in 2008...prepped at Newton (TX) HS

| 2011 Stats   | Tac | TFL   | Sack | Int  | TD | PBU | FF | RF  | QBH |
|--------------|-----|-------|------|------|----|-----|----|-----|-----|
| Kansas       | 5   | -     | -    | -    | -  | -   | -  | -   |     |
| Sioux Falls  | 5   | -     | -    | -    | -  | -   | -  | -   |     |
| SE Louisiana | 6   | -     | -    | 1    | -  | 2   | -  | -   |     |
| NW State     | 10  | -     | -    | 1/4  | -  | -   | -  | -   | 1   |
| Career       | Tac | TFL   | Sack | Int  | TD | PBU | FF | RF  | QBH |
|              | 219 | 11/47 | 2/3  | 3/74 | 1  | 15  | 2  | 3/6 | 1   |

# COWBOY DEFENSIVE LEADERS



**MALCOLM BRONSON, FS, No. 34, 5-11, 192, Jr**

- now has team high 33 tackles this season....10 tackles vs NW State...had 11 tackles against Kansas...seven tackles and one for a loss vs Sioux Falls...now in third season as a starter...one of the keys to the defense...two-time first team all-conference...pre-season all-America...has 147 tackles in 23 games...led team with 89 tackles in '09....58 tackles last year and five pass interceptions...7 career pass interceptions...ran a pass interception back 74 yards for a trd against Texas State....younger brother Ryan backs him up....prepped at Jasper (TX) HS

| 2011 Stats   | Tac | TFL  | Int   | TD | PBU | QBH | FR | CF |
|--------------|-----|------|-------|----|-----|-----|----|----|
| Kansas       | 11  | -    | -     | -  | -   | -   | -  | -  |
| Sioux Falls  | 7   | 1/6  | -     | -  | 1   | -   | -  | 1  |
| SE Louisiana | 4   | -    | 1     | -  | 2   | -   | -  | -  |
| N W State    | 10  | -    | -     | -  | 3   | -   | -  | -  |
| Career Stats | Tac | TFL  | Int   | TD | PBU | QBH | FR | CF |
|              | 179 | 6/13 | 8/122 | 1  | 19  | 1   | 1  | 1  |

**LONDON DURHAM, CB, No. 10, 6-2, 185, Sr**

- three passes broken up vs SE La....intercepted pass (first collegiate interception) vs Sioux Falls....had two tackles and a pass broken up against Kansas...he's a returning starter...strong and experienced...4.4 speed...started six games last year and came up with 31 tackles...eight tackles vs Texas State and five vs LSU....has 40 career tackles....QB in high school at Ozen High in Beaumont, TX....all-district

| 2011 Stats   | Tac | PBU | FF | RF | Int |
|--------------|-----|-----|----|----|-----|
| Kansas       | 2   | 1   | -  | -  | -   |
| Sioux Falls  | 3   | 1   | -  | -  | 1   |
| SE Louisiana | -   | 3   | -  | -  | -   |
| NW State     | 2   | -   | -  | -  | -   |
| Career Stats | Tac | PBU | FF | RF | Int |
|              | 47  | 6   | 1  | 1  | 1   |



**SETH THOMAS, CB, No. 8, 5-9, 190, Jr**

- tackle for a loss and a sack vs SE Louisiana....four tackles vs Sioux Falls....two tackles against Kansas...in third season as a starter and all-conference last two years (second team)...has 69 career tackles in 22 games...has three pass interceptions...named national player of week (vs Tulane in '09)....35 tackles last year with high of five vs SE La. and Sam Houston...older brother Earl Jr. played at Texas and was first round NFL pick...prepped at WO Stark (Orange, TX)

| 2011 Stats   | Tac | TFL  | Sack | Int  | PBU | FF | FR   |
|--------------|-----|------|------|------|-----|----|------|
| Kansas       | 2   | -    | -    | -    | -   | -  | -    |
| Sioux Falls  | 4   | -    | -    | -    | 2   | -  | -    |
| SE Louisiana | 5   | 1/3  | 1/8  | -    | -   | -  | -    |
| NW State     | 3   | 1/4  | -    | -    | 1   | -  | -    |
| Career Stats | Tac | TFL  | Sack | Int  | PBU | FF | FR   |
|              | 83  | 7/29 | 2/20 | 3/39 | 16  | 2  | 2/20 |

**BEN BOURGEOIS, P, No. 23, 5-10, 200, Grd.**

-one punt return by NW State and it was for minus yards....no runbacks on his punts vs SE La....four punts vs Sioux Falls...two inside 20..... in second season as team's punter...injury forced him to discontinue playing fullback for the Cowboys last year...averaged 37 yards a punt last year...downed 21 punts inside 20 yard line last year....also holds for place kicks...straight A student who has received a degree in Engineering...now working on master degree

| 2011 Stats   | Punts | Yds  | Avg  | LG | Bkd | Inside 20 |
|--------------|-------|------|------|----|-----|-----------|
| Kansas       | 4     | 126  | 31.5 | 35 | 0   | 1         |
| Sioux Falls  | 4     | 123  | 30.8 | 43 | -   | 2         |
| SE Louisiana | 4     | 151  | 37.8 | 44 | -   | 1         |
| NW State     | 6     | 174  | 29.0 | 39 | -   | 1         |
| Career Stats | Punts | Yds  | Avg  | LG | Bkd | Inside 20 |
|              | 73    | 2607 | 35.7 | 49 | 0   | 26        |



# THE MCNEESE STATE COWBOYS

| No. | Player                | Post. | Hgt  | Wgt | Cl/Exp | Hometown (Last School)                                    | No. | Player             | Post. | Hgt  | Wgt | Cl/Exp | Hometown (Last School)                      |
|-----|-----------------------|-------|------|-----|--------|---|-----|--------------------|-------|------|-----|--------|---|
| 1   | Ford Smesny           | S     | 5-9  | 191 | Jr/2L  | Dayton, TX (Dayton HS)                                    | 70  | Nick Smith         | OT    | 6-4  | 275 | Fr/HS  | Lafayette, LA (Acadiana HS)                 |
| 2   | Josh Lewis            | PK    | 6-0  | 180 | Jr/2L  | Denham Springs, LA (DHS)                                  | 71  | Antoine Everett    | OT    | 6-3  | 295 | Fr/RS  | Richmond, TX (Lamar Consolidated)           |
| 3   | Marcus Wiltz          | TB    | 5-9  | 200 | So/1L  | Cecilia, LA (Cecilia HS)                                  | 72  | Jonathan Landry    | OG    | 6-4  | 295 | Jr/2L  | Broussard, LA (St. Thomas More)             |
| 4   | Diontae Spencer       | WR    | 5-9  | 160 | So/1L  | New Iberia, LA (Westgate HS)                              | 73  | Taylor Johnson     | OT    | 6-4  | 288 | Jr/2L  | League City, TX (Clear Creek HS)            |
| 5   | Chris Raggett         | CB    | 5-11 | 200 | Jr/2L  | Beaumont, TX (Ozen HS)                                    | 74  | Ben Jones          | OT    | 6-6  | 270 | Fr/HS  | Nederland, TX (Nederland HS)                |
| 6   | Guy Morgan            | CB    | 6-0  | 190 | So/Sqd | Baton Rouge, LA (St. John HS)                             | 75  | Kevin Dorn         | DT    | 5-10 | 265 | Fr/RS  | Pineville, LA (Pineville HS)                |
| 7   | Brandon Robinson      | FS    | 6-0  | 200 | Sr/3L  | Texas City, TX (Texas City HS)                            | 77  | Arinze Agada       | OG    | 6-1  | 285 | So/1L  | Missouri City, TX (Hightower HS)            |
| 8   | Seth Thomas           | CB    | 5-9  | 190 | Jr/2L  | Orange, TX (West Orange Stark HS)                         | 78  | Cody Eaves         | OG    | 6-5  | 275 | Fr/HS  | Merryville, LA (Merryville HS)              |
| 9   | Darrell Jenkins       | WS    | 5-10 | 205 | Sr/3L  | Bon Weir, TX (Newton HS)                                  | 79  | Alec Savoie        | OT    | 6-7  | 322 | Jr/2L  | Lafayette, LA (Comeaux HS)                  |
| 10  | London Durham         | CB    | 6-2  | 185 | Sr/2L  | Beaumont, TX (Ozen HS)                                    | 80  | Josh Jordan        | TE    | 6-4  | 225 | Jr/Trf | St. Amant, LA (East Carolina, St. Amant HS) |
| 11  | Riley Dodge           | QB    | 6-0  | 195 | Jr/Trf | Southlake, TX (North Texas, Southlake Carroll HS)         | 81  | William Ryckman    | WR    | 6-0  | 175 | So/1L  | Lafayette, LA (Lafayette HS)                |
| 12  | Janzen Jackson Barbe) | CB    | 6-0  | 187 | Jr/Trf | Lake Charles, LA (Tennessee, Patterson, LA (Patterson HS) | 83  | DeVionte' Edmonson | WR    | 6-3  | 195 | Jr/1L  | Lake Charles, LA (Barbe HS)                 |
| 13  | Kentrell Butler       | LB    | 6-1  | 230 | Sr/3L  | Port Allen, LA ( PAHS, Louisville)                        | 84  | Hunter Romero      | TE/DS | 6-3  | 225 | Fr/HS  | Lafayette, LA (Tuerlings Catholic)          |
| 14  | Damion Dixon          | WR    | 6-3  | 185 | Jr/2L  | Sulphur, LA (Sulphur HS)                                  | 85  | Wes Briscoe        | WR    | 6-2  | 175 | So/1L  | Baton Rouge, LA (Central HS)                |
| 15  | Garrett McCain        | QB    | 6-3  | 198 | Fr/HS  | New Orleans, LA (Helen Cox HS, North Texas)               | 86  | Harold Turnage     | TE    | 6-5  | 245 | Sr/2L  | Houston, TX (Chavez HS)                     |
| 16  | Darius Carey          | WR    | 6-0  | 185 | Jr/Trf | Lake Charles, LA (Texas Tech, Barbe)                      | 87  | Deajon Mitchell    | WR    | 5-11 | 185 | So/Sqd | Beaumont, TX (Central HS)                   |
| 17  | Ernest Celestie       | WR    | 5-11 | 185 | So/Trf | Montgomery, LA (Montgomery HS)                            | 88  | Jereon McGilvery   | WR    | 6-3  | 190 | So/1L  | Lafayette, LA (Northside HS)                |
| 18  | Cody Stroud           | QB    | 6-3  | 190 | So/1L  | Montgomery, TX (Montgomery HS)                            | 89  | Kendale Thomas     | TE    | 6-3  | 220 | Fr/RS  | New Iberia, LA (New Iberia HS)              |
| 19  | Tyler Bolfig          | QB    | 6-3  | 200 | Fr/HS  | Plaquemine, LA (St. John HS)                              | 90  | Pat Williams       | DT    | 6-3  | 270 | Jr/2L  | Plaquemine, LA (Plaquemine HS)              |
| 20  | Shelby Hemenway       | WR    | 6-0  | 193 | So/1L  | Lake Charles, LA (LaGrange HS)                            | 91  | Travis Manning     | DE    | 6-3  | 252 | Fr/HS  | Friendswood, TX (Friendswood HS)            |
| 21  | Aaron Sam             | CB    | 5-11 | 180 | Fr/HS  | Barrington, IL (Michigan State, Barrington HS)            | 92  | Logan Gladney      | DE    | 6-3  | 220 | Fr/HS  | Baton Rouge, LA (University HS)             |
| 22  | Andre Anderson        | TB    | 5-9  | 195 | Sr/1L  | Sulphur, LA (Sulphur HS)                                  | 93  | Eric LeBlanc       | DE    | 6-1  | 242 | Jr/1L  | Erath, LA (Erath HS)                        |
| 23  | Ben Bourgeois         | P     | 5-10 | 200 | Grd/3L | Kingston, LA (North DeSoto HS)                            | 94  | Everett Ellefsen   | DE    | 6-3  | 230 | Fr/RS  | Madisonville, LA (Mandeville HS)            |
| 25  | Javaris Murray        | TB    | 5-7  | 185 | So/1L  | Donaldsonville, LA (Donaldsonville)                       | 95  | Nick Gorman        | DT    | 6-4  | 280 | Fr/HS  | Broken Arrow, OK (Broken Arrow)             |
| 26  | Champlain Babin       | TB    | 5-9  | 190 | Jr/2L  | Baton Rouge, LA (ULM, University)                         | 96  | Danyel Hunter      | DE    | 6-3  | 238 | Fr/RS  | Dickinson, TX (Dickinson HS)                |
| 27  | Zoe Bruce             | CB    | 5-9  | 183 | Jr/Sqd | Cecilia, LA (Cecilia HS)                                  | 97  | Sean Brown         | DT    | 6-1  | 280 | Fr/RS  | Baton Rouge, LA (Central HS)                |
| 28  | Larry Frederick       | WR    | 5-9  | 160 | Jr/Sqd | Winnie, TX (East Chambers HS)                             | 98  | Michael Ware       | DT    | 6-1  | 275 | So/1L  | Houston, TX (James Madison HS)              |
| 29  | Justin Hallmark       | DB    | 5-11 | 186 | Fr/RS  | Natchitoches (Ponchatoula)                                | 99  | Chris Loveless     | DE    | 6-4  | 235 | So/1L  | Houston, TX (South Houston HS)              |
| 30  | Livingston Hamilton   | DB    | 5-11 | 190 | Fr/RS  | Moss Bluff, LA (Hamilton Christian)                       |     |                    |       |      |     |        |   |
| 31  | Kyle Peterson         | S     | 6-0  | 180 | So/Sqd | Westlake, LA (Westlake)                                   |     |                    |       |      |     |        |   |
| 32  | Terence Cahee         | CB    | 5-9  | 175 | So/1L  | Newton, TX (Newton HS)                                    |     |                    |       |      |     |        |   |
| 33  | Halston Flanigan      | DB    | 5-11 | 195 | Fr/RS  | Jasper, TX (Jasper HS)                                    |     |                    |       |      |     |        |   |
| 34  | Malcolm Bronson       | FS    | 5-11 | 192 | Jr/2L  | Lake Charles, LA (St. Louis HS)                           |     |                    |       |      |     |        |   |
| 35  | Kenny Brown           | WR    | 5-11 | 180 | Fr/HS  | Lake Charles, LA (Barbe HS)                               |     |                    |       |      |     |        |   |
| 36  | Eric Papiion          | LB    | 5-9  | 225 | So/1L  | Oberlin, LA (Oberlin HS)                                  |     |                    |       |      |     |        |   |
| 37  | Logan Slaydon         | FB    | 6-1  | 218 | Jr/Sqd | Jasper, TX (Jasper HS)                                    |     |                    |       |      |     |        |   |
| 38  | Ryan Bronson          | S     | 6-1  | 185 | So/1L  | Westlake, LA (Westlake HS)                                |     |                    |       |      |     |        |   |
| 39  | Tyler Reed            | FB    | 5-10 | 230 | So/1L  | Lake Charles, LA (St. Louis HS)                           |     |                    |       |      |     |        |   |
| 40  | James Bice            | PK/P  | 6-0  | 170 | Fr/RS  | Houston, TX (Cypress Woods HS)                            |     |                    |       |      |     |        |   |
| 41  | Hayden Dobbs          | LB    | 6-0  | 220 | So/1L  | Baton Rouge, LA (Central HS)                              |     |                    |       |      |     |        |   |
| 42  | Matthew Thibodeaux    | PK/F  | 6-2  | 170 | Fr/HS  | Baton Rouge, LA (Central HS)                              |     |                    |       |      |     |        |   |
| 43  | Stephen Wagley        | DB    | 5-11 | 194 | Fr/RS  | Dry Creek, LA (East Beauregard HS)                        |     |                    |       |      |     |        |   |
| 44  | Kenrick Cormier       | LB    | 6-0  | 215 | Jr/1L  | Vacherie, LA (St. James HS)                               |     |                    |       |      |     |        |   |
| 45  | Joe Narcisse          | LB    | 5-11 | 212 | Jr/2L  | Sulphur, LA (Sulphur HS)                                  |     |                    |       |      |     |        |   |
| 46  | Manny Busch           | TE    | 6-3  | 225 | So/Sqd | Covington, LA (Covington HS)                              |     |                    |       |      |     |        |   |
| 47  | Kyle Crouch           | LB    | 5-11 | 205 | Fr/RS  | Lafayette, LA (Lafayette HS, ULL)                         |     |                    |       |      |     |        |   |
| 48  | Joe Jackson           | FB    | 6-2  | 225 | So/Trf | Jennings, LA (Jennings HS)                                |     |                    |       |      |     |        |   |
| 49  | Kegan Myers           | FB    | 6-1  | 232 | Jr/1L  | Lake Charles, LA (Barbe HS)                               |     |                    |       |      |     |        |   |
| 50  | Mitchell Amy          | C     | 5-10 | 240 | Jr/Sqd | Shreveport, LA (Evangel HS)                               |     |                    |       |      |     |        |   |
| 51  | Deonte Thompson       | LB    | 6-2  | 220 | Fr/RS  | Monroe, LA (Richwood HS)                                  |     |                    |       |      |     |        |   |
| 52  | Correy Middleton      | LB    | 6-0  | 207 | Fr/RS  | Aledo, TX (Aledo HS)                                      |     |                    |       |      |     |        |   |
| 53  | Judd Meadows          | DE    | 6-3  | 235 | Fr/RS  | Sulphur, LA (Sulphur HS)                                  |     |                    |       |      |     |        |   |
| 54  | Brett Koonce          | OG    | 6-2  | 285 | Jr/2L  | Newton, TX (Newton HS)                                    |     |                    |       |      |     |        |   |
| 55  | Krishon Seastrunk     | DT    | 6-2  | 255 | Fr/HS  | Sulphur, LA (Sulphur HS)                                  |     |                    |       |      |     |        |   |
| 56  | Justin Breaux         | DT    | 6-0  | 270 | Sr/3L  | Monroe, LA (Ouachita HS)                                  |     |                    |       |      |     |        |   |
| 57  | Desmund Lighten       | DE    | 6-0  | 255 | Sr/3L  | Baton Rouge, LA (Parkview Baptist)                        |     |                    |       |      |     |        |   |
| 58  | Orrin Fontenot        | DE    | 6-2  | 240 | Fr/RS  | Lafayette, LA (St. Thomas More)                           |     |                    |       |      |     |        |   |
| 59  | Jim Van Breeman       | DE    | 6-0  | 230 | Fr/RS  | Plaquemine, LA (Plaquemine HS)                            |     |                    |       |      |     |        |   |
| 61  | Miguel Gauthreaux     | OG    | 6-1  | 291 | Sr/3L  | Dickinson, TX (Dickinson HS)                              |     |                    |       |      |     |        |   |
| 62  | Quentin Marsh         | DT    | 6-2  | 282 | Fr/HS  | Jennings, LA (Jennings HS)                                |     |                    |       |      |     |        |   |
| 63  | Carson Chaisson       | C     | 6-2  | 280 | Jr/2L  | Lafayette, LA (Teurlings Catholic)                        |     |                    |       |      |     |        |   |
| 65  | Tyler Harbourt        | OT    | 6-4  | 282 | Jr/2L  | Bay City, TX (Tyler JC)                                   |     |                    |       |      |     |        |   |
| 67  | Mitchell Kimberling   | OT    | 6-4  | 295 | Sr/1L  | Spring, TX (Klein Collins HS)                             |     |                    |       |      |     |        |   |
| 68  | Jake Eaves            | OG    | 6-2  | 270 | Fr/HS  |   |     |                    |       |      |     |        |   |

## Pronunciation Guide

|                   |                           |
|-------------------|---------------------------|
| ARINZE AGADA      | aah-rinze aah-gad-uh      |
| CHAMPLAIN BABIN   | cham-plane baa-bin        |
| Ben BOURGEOIS     | bouge-wah                 |
| ZOE Bruce         | zoey                      |
| Terence CAHEE     | k-hee                     |
| Ernest CELESTIE   | suh-less-t                |
| Carson CHAISSON   | shay-sun                  |
| Kendrick CORMIER  | corm-yea                  |
| DeVIONTE Edmonson | d-v-ohn-tay               |
| Everett ELLEFSEN  | ella-fuh-son              |
| MIGUEL GAUTHREAU  | me-gal go-tro             |
| Tyler HARBOURT    | harbor                    |
| JEREON MCGILVERY  | jerry-uy muh-gill-vuh-ree |
| Joe NARCISSE      | nar-seese                 |
| Eric PAPION       | pap-p-un                  |
| Chris RAGGETT     | ruh-get                   |
| Alec SAVOIE       | saa-voy                   |
| Ford SMESNY       | smes-nee                  |
| DIONTAE Spencer   | d-ohn-tay                 |
| DEONTE' Thompson  | d-ohn-tay                 |

# MORE COWBOY NOTES

## BIG CROWDS

- the 92,576 fans McNeese State played in front of at Tiger Stadium in Baton Rouge last year was the largest for a Cowboy team
- the previous high had been the 77,192 that saw the Cowboys play Nebraska in the 2002 season
- in last week's game with Kansas, 41,068 showed up (9th largest for a McNeese team to play before)

### McNeese largest crowds

| Crowd  | Opponent          | Site, year              |
|--------|-------------------|-------------------------|
| 92,576 | at LSU            | Tiger Stadium, 2010     |
| 77,192 | at Nebraska       | Memorial Stadium, 2008  |
| 70,656 | at Texas A&M      | Kyle Field, 2001        |
| 58,000 | at N. Carolina    | Kenan Memorial, 2008    |
| 55,582 | at Missouri       | Memorial, 2010          |
| 48,411 | at Miami          | Orange Bowl, 2000       |
| 44,544 | at Kansas State   | KSU, 2003               |
| 42,600 | vs S. Mississippi | Independence Bowl 1980  |
| 41,068 | vs Kansas         | Memorial Stadium, 2011  |
| 33,823 | at UL Lafayette   | Cajun Field, 2007       |
| 28,174 | at S. Mississippi | M.M. Roberts, 2005      |
| 27,234 | vs S. Mississippi | Independence Bowl, 1979 |
| 27,500 | UL Lafayette      | Cowboy Stadium, 1976    |
| 24,600 | at Tulsa          | Skelly Stadium, 1979    |

**MCNEESE OVERTIME GAMES:** the Cowboys have played three overtime games, all on the road and have won all three of them

- Sept. 12, 1998 McN 20, N. Iowa 17 at Waterloo, IA
- Oct. 6, 1999 McN 39, Jacksonville St. 36 (2OT) at Jacksonville, AL
- Oct. 4, 2008 McN 46, S. Dakota State 44 (3OT) at Brookings, S. D.

## BEN BOURGEOIS - Scholar Athlete nominee

McNeese State punter Ben Bourgeois has been named as one of 127 candidates for the National Football Foundation (NFF) & College Hall of Fame national scholar-athlete awards.

The nominees are also semifinalists for the 2011 William V. Campbell trophy which recognizes an individual player as the absolute best scholar-athlete in the nation.

Candidates for the awards must be a senior or graduate student in their final year of eligibility and have a grade point average of at least 3.2 on a 4.0 scale, have outstanding football ability as a first team player or significant contributor and have demonstrated strong leadership and citizenship.

The awards committee will select up to 16 recipients and the results will be announced on October 26. Each player selected will receive a \$18,000 postgraduate scholarship and will be a finalist for the Campbell Trophy. An awards dinner will be held at the Waldorf-Astoria in New York City on Dec. 6

Bourgeois has been the Cowboys' punter the past two seasons. He is a native of Sulphur and is a graduate with a degree in Engineering, having graduated with honors and a 4.00 GPA.

He is currently enrolled in graduate school pursuing a master degree in Business Administration.

McNeese has had one former player named a national scholar-athlete by the NFF & College Hall of Fame, that being offensive tackle Wes Hines in 2000.

## MCNEESE RADIO

- all games are carried live over GATOR 99.5 (FM) with Tom Hoefer handling play by play, Johnny Suydam the color and Richard Dow as the on field announcer

## COACHES SHOW

**INSIDE COWBOY FOOTBALL** featuring head coach Matt Viator airs each week on Tuesday night at 10 p.m. over FOX 29

Richard Dow is the host along with the Cowboy head coach

## MCNEESE PLAY BACK SHOW

Cowboy play back of each week's game will be carried over Channel 60 on SuddenLink cable ..also on KLDA - Channel 3 on other local cables

..times are Tuesday (6 p.m.), Wednesday (9:30 p.m.), Thursday (6 p.m.) and Saturday (9 a.m.)

**MCNEESE STATE** is now in its 68th football season...it's actually been 71 years since McNeese fielded its first team...the Cowboys played a five game schedule in 1940 but then dropped the sport the following year because of WWII and resumed it in 1945

**MCNEESE** has won 444 games since that first season, 90 of them coming in the 2000s...the Cowboys are 91-42 since 2000 for a .684 percentage and they are 42-16 (.724 pct) with Matt Viator as the head coach....

**TACKLES FOR A LOSS:** lineback Deonte Thompson - a redshirt freshman - had three tackles for a loss in last week's victory over Northwestern State...that ties linebacker Joe Narcisse for the Cowboy single game high this season....Narcisse had his three TFLs against Southeastern Louisiana

# MCNEESE GAME BY GAME in 2011

## GAME ONE

Sept. 3 at Lawrence, KANSAS (41,068)

|               |   |    |    |    |       |
|---------------|---|----|----|----|-------|
| McNeese State | 0 | 3  | 13 | 8  | -- 24 |
| Kansas        | 7 | 14 | 7  | 14 | -- 42 |

K (1, 5:30) Daymond Patterson, 25 pass from Jordan Webb. Alex Mueller kick  
 M (2, 11:52) Josh Lewis 26 field goal  
 K (2, 8:00) James Sims, 1 run. Mueller kick  
 K (2, 1:51) Tony Pierson, 13 run. Mueller kick  
 M (3, 9:48) Champlain Babin 14 pass from Cody Stroud. Lewis kick  
 K (3, 8:02) JaCorey Shepherd 56 pass from Webb. Mueller kick  
 M (3, 4:24) Wes Briscoe 32 pass from Riley Dodge (kick failed)  
 K (4, 13:20) Webb 8 run. Mueller kick  
 M (4, 8:32) Cody Stroud 1 run. Damion Dixon pass from Stroud  
 K (4, 6:30) Shepherd, 48 pass from Webb. Mueller kick

| TEAM TOTALS   | M       | K      |
|---------------|---------|--------|
| First Downs   | 22      | 23     |
| rushing       | 7       | 16     |
| passing       | 15      | 4      |
| penalty       | 0       | 3      |
| Yds Rushing   | 34/95   | 55/301 |
| Yds Passing   | 325     | 146    |
| Passes        | 31-41-0 | 7-10-0 |
| Total Yds     | 420     | 447    |
| Fumbles, lost | 0-0     | 0-0    |
| Pen. yds      | 9-60    | 4-35   |
| Punts, avg    | 4-31.5  | 2-46.0 |
| Punt returns  | 1-2.0   | 0-0    |
| KO returns    | 7-25.0  | 5-17.2 |
| Possession    | 34:47   | 25:13  |
| Third Downs   | 9-17    | 5-12   |
| Fourth Downs  | 1-2     | 1-2    |
| Red Zone      | 3-5     | 3-3    |



Cody Stroud vs Kansas

### INDIVIDUAL LEADERS

Rushing: (M) Riley Dodge 11-45, (K) James Sims 19-104-1  
 Passing: (M) Cody Stroud 22-27-0-218-1, Riley Dodge 9-14-0-107-1, (K) Jordan Webb 7-10-0-146-3  
 Receiving: (M) Darius Carey 7-73, Champlain Babin 5-108-1 (K) JaCorey Shepherd 3-107-2


## GAME TWO

Sept. 17 at Cowboy Stadium (14,342)

|               |   |   |    |   |       |
|---------------|---|---|----|---|-------|
| Sioux Falls   | 0 | 0 | 10 | 7 | -- 17 |
| McNeese State | 7 | 7 | 14 | 3 | -- 31 |

M (1, 2:28) Darius Carey 38 pass from Cody Stroud. Josh Lewis kick  
 M (2, 9:08) Darius Carey 68 punt return. Josh Lewis kick  
 SF (3, 13:10) Braden Wieking 25 field goal  
 SF (3, 12:26) Angelo Pree 31 pass interception return. Wieking kick  
 M (3, 9:16) Andre Anderson 4 run. Josh Lewis kick  
 M (3, 5:22) Andre Anderson 2 run. Josh Lewis kick  
 SF (4, 8:42) Jeremiah Oates 3 pass from Taylor Perkins. Wieking kick  
 M (4, 2:20) Josh Lewis 38 field goal

| TEAM TOTALS   | SF      | M       |
|---------------|---------|---------|
| First Downs   | 13      | 20      |
| rushing       | 8       | 8       |
| passing       | 5       | 12      |
| penalty       | 0       | 0       |
| Yds Rushing   | 30/116  | 44/130  |
| Yds Passing   | 146     | 283     |
| Passes        | 15-35-1 | 20-30-1 |
| Total Yds     | 262     | 413     |
| Fumbles, lost | 3-1     | 3-2     |
| Pen. yds      | 5/45    | 9/55    |
| Punts, avg    | 6-41.7  | 4-30.8  |
| KO returns    | 0-0     | 1-68-1  |
| KO returns    | 6-26.0  | 4-12.0  |
| Possession    | 27:21   | 32:39   |
| Third Downs   | 7/19    | 8/16    |
| Fourth Downs  | 1/1     | 2/2     |
| Red Zone      | 2/2     | 3/4     |



Darius Carey vs Sioux Falls

### INDIVIDUAL LEADERS

Rushing: (M) Marcus Wilts 6-49-0, Andre Anderson 19-45-2 (SF) Taylor Perkins 9-44-0  
 Passing: (M) Cody Stroud 16-24-1-226-1, Riley Dodge 4-6-0-57-0 (SF) Taylor Perkins 15-32-0-146-1  
 Receiving: (M) Darius Carey 6-92-1, Ernest Celestie 5-55-0, Wes Briscoe 4-113-0; (SF) Michael Hicks 3-58-0

## GAME THREE

Sept. 24 at Cowboy Stadium (12,455)

|               |    |    |   |          |
|---------------|----|----|---|----------|
| SE Louisiana  | 0  | 10 | 7 | -- 27    |
| McNeese State | 10 | 14 | 7 | 17 -- 48 |

M (1, 11:06) Josh Lewis 47 field goal  
 M (1, 3:26) Josh Jordan 1 pass from Riley Dodge. Josh Lewis kick  
 SE (2, 14:55) Simmie Yarborough 8 pass from Brian Young., Sebastian kick  
 M (2, 8:43) Marcus Wiltz 1 run. Josh Lewis kick  
 M (2, 2:38) Damion Dixon 19 pass from Cody Stroud. Josh Lewis kick  
 SE (2, 0:42) Seth Sebastian 21 field goal  
 SE (3, 11:23) Brando Collins 64 pass from Brian Young. Sebastian kick  
 SE (3, 5:35) Seth Sebastian 33 field goal  
 M (3, 3:15) Marcus Wiltz 4 run. Josh Lewis kick  
 M (4, 12:02) Andre Anderson 55 run. Josh Lewis kick  
 M (4, 8:16) Javaris Murray 8 pass from Cody Stroud. Josh Lewis kick  
 SE (4, 7:21) Carl Pearson 20 pass from Brian Young. Seth Sebastian kick  
 M (4, 5:21) Josh Lewis 34 field goal

| TEAM TOTALS   | SE      | M       |
|---------------|---------|---------|
| First Downs   | 17      | 25      |
| rushing       | 4       | 16      |
| passing       | 10      | 9       |
| penalty       | 3       | 0       |
| Yds Rushing   | 21/85   | 58/287  |
| Yds Passing   | 288     | 159     |
| Passes        | 22-43-2 | 17-28-0 |
| Total Yds     | 373     | 446     |
| Fumbles, lost | 1-1     | 1-0     |
| Pen. yds      | 9-85    | 5-65    |
| Punts, avg    | 5-33.6  | 4-37.8  |
| Punt returns  | 0-0     | 1-4     |
| KO returns    | 6-26.3  | 5-30.2  |
| Possession    | 19:18   | 40:42   |
| Third Downs   | 3/12    | 8/17    |
| Fourth Downs  | 1/1     | 2/3     |
| Red Zone      | 4/4     | 7/7     |



Andre Anderson

### INDIVIDUAL LEADERS

Rushing: (M) Andre Anderson 15-118-1, Marcus Wiltz 18-104-2, (SE) Zeke Jones 9-43-0  
 Passing: (M) Cody Stroud 15-23-0-145-2; (SE) Brian Young 22-43-2  
 Receiving: (M) Darius Carey 5-58, (SE) Brando Collins 6-115-1

## GAME FOUR

Oct. 1 at Turpin Stadium (10,532)

|                    |   |    |   |   |       |
|--------------------|---|----|---|---|-------|
| McNeese State      | 3 | 10 | 0 | 7 | -- 20 |
| Northwestern State | 3 | 9  | 0 | 6 | -- 18 |

NW (1, 6:47) John Shaughnessy 26 field goal  
 M (1, 3:43) Josh Lewis 20 field goal  
 M (2, 14:09) Josh Lewis 22 field goal  
 NW (2, 9:03) Louis Hollier, 4 pass from Brad Henderson. Pass failed  
 NW (2, 6:52) Shaughnessy 22 field goal  
 M (2, 0:16) Darius Carey 8 pass from Cody Stroud. Josh Lewis kick  
 M (14:07) Joe Narcisse 18 pass interception return. Josh Lewis kick  
 NW (4, 11:42) Sidney Riley, 5 run. Pass failed

| TEAM TOTALS   | M       | NW      |
|---------------|---------|---------|
| First Downs   | 13      | 16      |
| rushing       | 2       | 8       |
| passing       | 10      | 7       |
| penalty       | 1       | 1       |
| Yds Rushing   | 29/78   | 40/130  |
| Yds Passing   | 217     | 185     |
| Passes        | 19-32-2 | 16-32-3 |
| Total Yds     | 295     | 315     |
| Fumbles, lost | 1-0     | 3-1     |
| Pen. yds      | 4-50    | 8-63    |
| Punts, avg    | 6-29.0  | 4-38.5  |
| Punt returns  | 1-(-1)  | 1-(-2)  |
| KO returns    | 5-18.2  | 4-15.5  |
| Possession    | 28:51   | 31:09   |
| Third Downs   | 6/16    | 8/17    |
| Fourth Downs  | 0/0     | 0/0     |
| Red Zone      | 3-3     | 4-4     |



Joe Narcisse

### INDIVIDUAL LEADERS

Rushing: (M) Andre Anderson 13-37-0, (NW) Brad Henderson 12-55-0  
 Passing: (M) Cody Stroud 19-32-2-217-1, (NW) Brad Henderson 16-31-3-185-1  
 Receiving: (M) Darius Carey 5-52-1, (NW) Justin Aldredge 6-84-0

# Matt Viator

## Head Coach

won the league title for a second year and participated in the NCAA FCS championship for a second straight year.

The Cowboy coach, a graduate of McNeese, had taken over the head job four games deep into the 2006 season, went 6-2 the rest of the way, won the SLC title and put his team into the NCAA FCS championship.

That was the start of one of the most electrifying coaching rises in conference history.

Viator has earned numerous coaching honors including two SLC coach of the year awards and a Louisiana collegiate coach of the year honor. He has also been a finalist for the national Eddie Robinson award twice.

He claimed his first collegiate coaching victory in his very first game as head coach when the Cowboys posted a 30-27 win over Southern Utah in 2006.

Viator is the 14th head coach in McNeese history. His 6-2 rookie record included a 5-1 mark in league play, the team winning the final five league games of the year.

A year ago his squad won four of its last five games for a runnerup finish in the conference standings.

Also, his teams have been ranked in the top 25 national poll four of the last five seasons.

Prior to his becoming head coach, Viator had served the university as offensive coordinator and is regarded as one of the top Division I

offensive minds.

The Cowboys have ranked among the national leaders in offense for eight of the past 10 years and the university has also produced the Southland Conference's top offensive performer four of the last seven seasons.

His offenses have led the league in scoring five times and in 2008 set school records for total offense per game, passing offense per game and scoring average per game.

The Cowboys had the nation's leading scorer in 2009, tailback Toddrick Pendland.

Before he joined McNeese, Viator was one of the top prep coaches in Louisiana, producing an 81-37 won-lost record, winning one state crown and five league titles. He joined McNeese in 1999 as linebacker coach and was made offensive coordinator in 2000, the Cowboys leading the league in both scoring offense and total offense that year.



- SLC Coach of the Year (2006, 2007)
- Louisiana Coach of the Year (2006)
- Eddie Robinson Coach of Year Finalist (2006, 2007)
- SLC Titles (2006, 2007, 2009)

## The Southland's Winningest Active Coach

The most successful active coach in the Southland Conference, McNeese State's Matt Viator can count three league titles and two runnerup finishes in his five seasons as the Cowboys head coach.

He's also become one of the most successful coaches in the NCAA's FCS division, his overall record being an outstanding 42-16 and his league mark an even better 29 -7.

Viator has guided the Cowboys to a Southland Conference football championship and into the NCAA Division I championship three times, 2006, 2007 and 2009.

His 2007 team posted only the fourth undefeated, untied regular season record in the university's history,

## Coach Viator Profile



**Year at McNeese:** 13th (joined in 1999)

**Birthdate:** September 3, 1963

**High School:** Sam Houston High '82

**College:** McNeese State '86

**High School Athletics:** all-district QB in football; also track letter

**Coaching Career:** assistant Sam Houston High '86-88; head coach Vinton High '89-90 (13-9 record); head coach Jennings High '91-94 (38-12, state title); head coach Sulphur High '95-98 (30-16); assistant McNeese '99-'06; head coach McNeese '06-present

**Married:** wife is Schantel

**Other:** state high school coach of year '92, '98; Southland Conference coach of the year 2007; Southland Conference and Louisiana collegiate coach of year 2006; finalist for national 1-AA Eddie Robinson coaching award in 2007 and 2006; father is the late Nolan Viator, a former McNeese coach and player (QB) and member of the McNeese Hall of Fame

### Coach Viator vs All Opponents

| Opponent           | W         | L         | Pct.        |
|--------------------|-----------|-----------|-------------|
| Appalachian State  | 1         | 0         | 1.000       |
| Cal Poly           | 0         | 1         | .500        |
| Central Arkansas   | 2         | 2         | .500        |
| Delta State        | 1         | 0         | 1.000       |
| E. Washington      | 0         | 1         | .000        |
| Henderson State    | 1         | 0         | 1.000       |
| Kansas             | 0         | 1         | .000        |
| LSU                | 0         | 1         | .000        |
| La-Lafayette       | 1         | 0         | 1.000       |
| Lamar              | 1         | 0         | 1.000       |
| Missouri           | 0         | 1         | .000        |
| Montana            | 0         | 1         | .000        |
| New Hampshire      | 0         | 1         | .000        |
| Nicholls State     | 4         | 1         | .800        |
| North Carolina     | 0         | 1         | .000        |
| Northwestern St.   | 6         | 0         | 1.000       |
| Portland State     | 1         | 0         | 1.000       |
| Sam Houston St.    | 5         | 0         | 1.000       |
| Savannah State     | 1         | 0         | 1.000       |
| Sioux Falls        | 1         | 0         | 1.000       |
| South Dakota       | 1         | 0         | 1.000       |
| South Dakota State | 1         | 0         | 1.000       |
| Southeastern La.   | 6         | 0         | 1.000       |
| Southern Utah      | 2         | 0         | 1.000       |
| Southern Virginia  | 1         | 0         | 1.000       |
| Stephen F. Austin  | 3         | 2         | .600        |
| Texas State        | 3         | 2         | .600        |
| Tulane             | 0         | 1         | .000        |
| <b>Totals</b>      | <b>42</b> | <b>16</b> | <b>.724</b> |

### HIGHLIGHTS

- McNeese wins 11 straight games in 2007; wins the SLC title for second year in row
- Cowboys win six straight SLC games for the league title in 2009, the third in four years
- Toddrick Pendland named all-American in 2008; Bryan Smith named all-American in 2007; Steven Whitehead, Bryan Smith and Blake Bercegeay named all-American in 2006
- Derrick Fourroux named SLC and Louisiana Player of the Year in 2009; Bryan Smith named SLC Player of the Year in 2007; Steven Whitehead named SLC Player of the Year in 2006; Toddrick Pendland named Offensive Player of the Year in 2008; Bryan Smith named Defensive Player of the Year and Derrick Fourroux named Freshman of the Year in 2006
- Cowboys win five straight games to win the SLC title in 2006
- McNeese selected for the NCAA FCS playoffs in 2009, 2007 and 2006
- 2007 team ranked No. 3 in last regular season poll
- Bryan Smith ranked No. 3 in nation in QB sacks in 2007
- McNeese as a team in the national rankings was 4th in total offense, fifth in scoring offense and 10th in rushing offense in 2008

### Record as head coach

| Year          | W         | L         | Pct.        | NCAA            |
|---------------|-----------|-----------|-------------|-----------------|
| 2011          | 3         | 1         | .750        | NCAA            |
| 2010          | 6         | 5         | .545        | -               |
| 2009          | 9         | 3         | .750        | FCS first round |
| 2008          | 7         | 4         | .636        | -               |
| 2007          | 11        | 1         | .917        | FCS first round |
| 2006          | 6         | 2         | .750        | FCS first round |
| <b>Totals</b> | <b>42</b> | <b>16</b> | <b>.724</b> |                 |

| SLC           | W         | L        | Pct.        | Finish |
|---------------|-----------|----------|-------------|--------|
| 2011          | 2         | 0        | 1.000       |        |
| 2010          | 5         | 2        | .714        | 2nd    |
| 2009          | 6         | 1        | .857        | 1st    |
| 2008          | 4         | 3        | .571        | 2nd    |
| 2007          | 7         | 0        | 1.000       | 1st    |
| 2006          | 5         | 1        | .833        | 1st    |
| <b>Totals</b> | <b>29</b> | <b>7</b> | <b>.805</b> |        |

# McNeese State Long Plays of 2011

## (RUSH)

\*55 yards - Andre Anderson vs SE Louisiana  
31 yards - Marcus Wiltz vs SE Louisiana  
27 yards - Marcus Wiltz vs Sioux Falls  
20 yards - Riley Dodge vs Kansas

## (PASS RECEPTION)

60 yards - Champlain Babin from Cody Stroud vs Kansas  
48 yards - Wes Briscoe from Cody Stroud vs NW State  
40 yards - Wes Briscoe from Riley Dodge vs Sioux Falls  
\*38 yards - Darius Carey from Cody Stroud vs Sioux Falls  
37 yards - Darius Carey from Riley Dodge vs Kansas  
\*32 yards - Wes Briscoe from Riley Dodge vs Kansas

## (KO RETURN)

46 yards - Javaris Murray vs SE Louisiana  
45 yards - Javaris Murray vs Kansas  
37 yards - Darius Carey vs SE Louisiana  
29 yards - Darius Carey vs Kansas  
27 yards - Javaris Murray vs NW State

## (PUNT RETURN)

\*68 yards - Darius Carey from Cody Stroud vs Sioux Falls

## (PUNT)

44 yards - Ben Bourgeois vs SE Louisiana  
43 yards - Ben Bourgeois vs Sioux Falls

## (PASS INTERCEPTION RETURN)

\*18 - Joe Narcisse vs NW State  
12 - Janzen Jackson vs NW State  
4 - Darrell Jenkins vs NW State

## (FIELD GOALS)

47 yards - Josh Lewis vs SE Louisiana  
38 yards - Josh Lewis vs Sioux Falls  
34 yards - Josh Lewis vs SE Louisiana  
26 yards - Josh Lewis vs Kansas  
22 yards - Josh Lewis vs NW State  
20 yards - Josh Lewis vs NW State

\* - scoring play

## SINGLE GAME SUPERLATIVES

### 100 yards rushing:

118 yards - Andre Anderson vs SE Louisiana (15 rushes)  
104 yards - Marcus Wiltz vs SE Louisiana (18 rushes)

### 200 yards passing

226 - Cody Stroud vs Sioux Falls (16 of 24)  
218 - Cody Stroud vs Kansas (22 of 27)  
217 - Cody Stroud vs NW State (19 of 32)

### 300 yards passing:

### 100 yards pass receiving:

113 - Wes Briscoe vs Sioux Falls (4 catches)  
108 - Champlain Babin vs Kansas (5 catches)

### 50 yard field goal

### 60 yard punt:

### SACKS

1 - Terence Cahee vs Kansas  
1 - Kevin Dorn vs Sioux Falls  
1 - Seth Thomas vs SE Louisiana  
1 - Desmond Lighten vs SE Louisiana  
1 - Brandon Robinson vs NW State  
1 - Joe Narcisse vs NW State

### BLOCKED PUNTS

1 - Shelby Hemenway vs SE Louisiana

### DOUBLE FIGURE TACKLES

12 - Joe Narcisse vs Kansas  
11 - Malcolm Bronson vs Kansas  
10 - Malcolm Bronson vs NW State  
10 - Darrell Jenkins vs NW State  
10 - Deonte Thompson vs NW State

# McNeese State Game Highs- 2011

## YARDS RUSHING

118 yards - Andre Anderson vs SE La. (15 carries)  
104 yards - Marcus Wiltz vs SE Louisiana (18 carries)  
49 yards - Marcus Wiltz vs Sioux Falls (6 carries)  
45 yards - Andre Anderson vs Sioux Falls (19 carries)  
45 - Riley Dodge vs Kansas (11 rushes)

## TIMES RUSHED

19 - Andre Anderson vs Sioux Falls  
18 - Marcus Wiltz vs SE La.  
15 - Andre Anderson vs SE La.

## RUSHING TDS

2 - Andre Anderson vs Sioux Falls  
2 - Marcus Wiltz vs SE Louisiana

## PASSING YARDS

226 - Cody Stroud vs Sioux Falls  
218 - Cody Stroud vs Kansas  
217 - Cody Stroud vs NW State  
145 - Cody Stroud vs SE Louisiana  
107 - Riley Dodge vs Kansas

## PASSES ATTEMPTED

32 - Cody Stroud vs NW State  
27 - Cody Stroud vs Kansas  
24 - Cody Stroud vs Sioux Falls  
23 - Cody Stroud vs SE La.  
14 - Riley Dodge vs Kansas

## PASSES COMPLETED

22 - Cody Stroud vs Kansas  
19 - Cody Stroud vs NW State  
16 - Cody Stroud vs Sioux Falls  
15 - Cody Stroud vs SE La  
9 - Riley Dodge vs Kansas

## TD PASSES

2 - Cody Stroud vs SE La.

## PASSES CAUGHT

7 - Darius Carey vs Kansas  
6 - Darius Carey vs Sioux Falls  
5 - Ernest Celestie vs Sioux Falls  
5 - Champlain Babin vs Kansas  
5 - Darius Carey vs SE La.  
5 - Darius Carey vs NW State

## YARDS RECEIVING

113 - Wes Briscoe vs Sioux Falls  
108 - Champlain Babin vs Kansas  
92 - Darius Carey vs Sioux Falls  
73 - Darius Carey vs Kansas  
72 - Wes Briscoe vs NW State

## TD PASSES CAUGHT

1 - several

## TDs scored

2 - Andre Anderson vs Sioux Falls  
2 - Marcus Wiltz vs SE La.

## POINTS SCORED

12 - Andre Anderson vs Sioux Falls  
12 - Marcus Wiltz vs SE Louisiana  
12 - Josh Lewis vs SE Louisiana

## PATS KICKED

6 - Josh Lewis vs SE La.  
4 - Josh Lewis vs Sioux Falls

## PATS ATTEMPTED

6 - Josh Lewis vs SE La.  
4 - Josh Lewis vs Sioux Falls

## FIELD GOALS

2 - Josh Lewis vs SE Louisiana (2 attempts)  
2 - Josh Lewis vs NW State (3 attempts)

## FIELD GOALS ATTEMPTED

3 - Josh Lewis vs NW State  
2 - Josh Lewis vs Kansas, vs SE Louisiana

## TIMES PUNTED

6 - Ben Bourgeois vs NW State  
4 - Ben Bourgeois vs Kansas, vs Sioux Falls, vs SE Louisiana

## YARDS PUNTED

174 - Ben Bourgeois vs NW State  
151 - Ben Bourgeois vs SE La.  
126 - Ben Bourgeois vs Kansas  
123 - Ben Bourgeois vs Sioux Falls

## PUNTING AVERAGE

37.8 - Ben Bourgeois vs SE Louisiana  
31.5 - Ben Bourgeois vs Kansas

## TOTAL OFFENSE

221 - Cody Stroud vs Sioux Falls  
217 - Cody Stroud vs Kansas  
214 - Cody Stroud vs NW State

## ALL-PURPOSE YARDS

206 - Champlain Babin vs Kansas  
184 - Darius Carey vs SE Louisiana  
179 - Darius Carey vs Sioux Falls

## BLOCKED FIELD GOAL

## BLOCKED PUNT

1 - Shelby Hemenway vs SE Louisiana

## TACKLES

12 - Joe Narcisse vs Kansas  
11 - Malcolm Bronson vs Kansas

## SACKS

1 - by several

## TACKLES FOR A LOSS

3 - Joe Narcisse vs SE Louisiana  
3 - Deonte Thompson vs NW State

## QB HURRIES

4 - Desmond Lighten vs Sioux Falls

## PASSES BROKEN UP

3 - London Durham vs SE Louisiana  
3 - Malcolm Bronson vs NW State

## CAUSED FUMBLES

1 - several

## PASS INTERCEPTIONS

1 - several

## KO RETURNS

4 - Champlain Babin vs Kansas  
4 - Darius Carey vs SE Louisiana

## KO RETURN YARDAGE

105 - Darius Carey vs SE Louisiana  
78 - Champlain Babin vs Kansas  
68 - Javaris Murray vs Kansas

## PUNT RETURNS

1 - several

## PUNT RETURN YARDAGE

68 - Darius Carey vs Sioux Falls

# McNeese State 2011 Opponents

## Kansas (2-2)

S. 3 def. McNeese State 42-24  
 S. 10 def. N. Illinois 45-42  
 S. 17 lost Georgia Tech 66-24  
 O. 1 lost to TexTech 45-34  
 O. 8 at Oklahoma State  
 O. 15 Oklahoma  
 O. 22 Kansas State  
 O. 29 at Texas  
 N. 5 at Iowa State  
 N. 12 Baylor  
 N. 19 at Texas A&M  
 N. 26 Missouri (Kansas City)

## Sioux Falls (1-3)

S. 1 lost to Washburn 33-12  
 S. 10 lost to NW Missouri 52-17  
 S. 17 lost McNeese State 31-17  
 S. 24 def. Minot State 38-23  
 O. 1 def. William Jewell 35-10  
 O. 8 TBD  
 O. 15 Black Hills State  
 O. 22 South Dakota State  
 O. 29 Minot State  
 N. 5 at North Dakota

## SE Louisiana (1-4)

S. 3 lost to Tulane 47-33  
 S. 10 def. Savannah State 63-6  
 S. 17 lost Southern Miss 52-6  
 S. 24 lost to McNeese 48-27  
 O. 1 lost to Lamar 48-38  
 O. 15 at Northwestern State  
 O. 22 Texas State  
 O. 29 at Central Arkansas  
 N. 5 Sam Houston State  
 N. 12 at Stephen F. Austin  
 N. 17 Nicholls

## N'western State (2-3)

S. 1 def. Delta State 24-23  
 S. 10 lost to LSU 49-3  
 S. 17 lost SMU 40-7  
 S. 24 def. Nicholls 34-0  
 O. 1 lost to McNeese 20-18  
 O. 8 at Lamar  
 O. 15 SE Louisiana  
 O. 29 at Texas State  
 N. 5 Central Arkansas  
 N. 12 at Sam Houston State  
 N. 19 Stephen F. Austin

## Texas State (3-2)

S. 3 lost to Texas Tech 50-10  
 S. 10 lost to Wyoming 45-10  
 S. 17 def. Tarleton State 38-28  
 S. 24 def. SFA 35-26  
 O. 1 def. Nicholls 38-12  
 O. 8 at McNeese State  
 O. 15 Lamar  
 O. 22 at SE Louisiana  
 O. 29 Northwestern State  
 N. 5 Prairie View A&M  
 N. 12 at Central Arkansas  
 N. 19 Sam Houston State

## Central Arkansas (2-3)

S. 1 def. Henderson St. 38-14  
 S. 10 lost to La Tech 48-42  
 S. 17 lost Sam Houston St 31-10  
 S. 24 lost to Ark. St. 53-24  
 O. 1 def. SFA 38-28  
 O. 8 at Nicholls  
 O. 15 McNeese State  
 O. 22 at Lamar  
 O. 29 SE Louisiana  
 N. 5 at Northwestern State  
 N. 12 Texas State

## Sam Houston State (4-0)

S. 1 def. Western Ill. 20-6  
 S. 17 def. Central Arkansas 31-10  
 S. 24 def. New Mexico 48-45OT  
 O. 1 def. UTSA 22-7  
 O. 8 SFA (at Reliant Stadium)  
 O. 15 Nicholls  
 O. 22 at McNeese State  
 O. 29 Lamar  
 N. 5 at SE Louisiana  
 N. 12 Northwestern State  
 N. 19 at Texas State

## Stephen F. Austin (1-4)

S. 1 def. McMurry 82-6  
 S. 10 lost to N. Iowa 34-23  
 S. 17 lost Baylor 48-0  
 S. 24 lost Texas State 35-26  
 O. 1 lost to C. Arkansas 38-28  
 O. 8 Sam Houston State (at Rel)  
 O. 22 at Nicholls  
 O. 29 McNeese State  
 N. 5 at Lamar  
 N. 12 SE Louisiana  
 N. 19 at Northwestern State

## Nicholls (1- 4)

S. 1 def. Evangel 42-0  
 S. 10 lost to W. Michigan 38-7  
 S. 17 lost UL Lafayette 38-21  
 S. 24 lost to NW State 34-0  
 O. 1 lost to Texas St. 38-12  
 O. 8 Central Arkansas  
 O. 15 at Sam Houston State  
 O. 22 Stephen F. Austin  
 N. 5 at McNeese State  
 N. 12 Lamar  
 N. 17 at SE Louisiana

## UTSA (2-3)

S. 3 def. Northeastern St 31-3  
 S. 10 lost to McMurry 24-21  
 S. 17 lost Southern Utah 45-22  
 S. 24 def. Bacone 54-7  
 O. 1 lost to SHouston 22-7  
 O. 8 South Alabama  
 O. 15 at UC Davis  
 O. 29 Georgia State  
 N. 12 at McNeese State  
 N. 19 Minot State

## Lamar (3-1)

S. 3 def. Texas College 58-0  
 S. 10 lost to S. Alabama 30-8  
 S. 17 def. Incarnate Word 45-35  
 O. 1 def. SE La. 48-38  
 O. 8 Northwestern State  
 O. 15 at Texas State  
 O. 22 Central Arkansas  
 O. 29 at Sam Houston State  
 N. 5 Stephen F. Austin  
 N. 12 at Nicholls  
 N. 19 McNeese State

## Career Marks

### CAREER TOTAL OFFENSE

|                 |        |
|-----------------|--------|
| 1. D. Fourroux  | 10,237 |
| 2. Kerry Joseph | 9676   |

### PASSING YARDAGE

|                     |      |
|---------------------|------|
| 1. Derrick Fourroux | 8226 |
| 2. Kerry Joseph     | 7874 |
| 3. Blake Prejean    | 6677 |
| 4. Scott Pendarvis  | 5995 |
| 5. Scott Deterich   | 4875 |

### PASSES ATTEMPTED/CMP

|                     |      |     |
|---------------------|------|-----|
| 1. Kerry Joseph     | 1114 | 565 |
| 2. Derrick Fourroux | 1034 | 618 |
| 3. Blake Prejean    | 895  | 497 |
| 4. Scott Pendarvis  | 810  | 462 |
| 5. Slade Nagle      | 653  | 378 |
| 6. Scott Deterich   | 841  | 360 |

### TOUCHDOWN PASSES

|                     |    |
|---------------------|----|
| 1. Kerry Joseph     | 67 |
| 2. Derrick Fourroux | 64 |

### PASS RECEPTIONS

|                     |     |
|---------------------|-----|
| 1. Jermaine Martin  | 160 |
| 2. B. J. Sams       | 136 |
| Steven Whitehead    | 136 |
| 4. Terrance Davis   | 119 |
| 5. Flip Johnson     | 113 |
| 6. Damien Morris    | 112 |
| 7. Carlese Franklin | 110 |
| 8. William Davis    | 106 |
| 9. Chris Fontenot   | 99  |
| Quinten Lawrence    | 99  |

### TIGHT ENDS RECEPTION

|                   |    |
|-------------------|----|
| 1. Chris Fontenot | 99 |
| 2. James Moore    | 76 |
| 3. R. C. Slocum   | 74 |
| 4. Wes Mangan     | 67 |

## ALL-PURPOSE YARDS

|                      |      |
|----------------------|------|
| 1. B. J. SAMS        | 4903 |
| 2. Buford Jordan     | 4888 |
| 3. Steven Whitehead  | 4849 |
| 4. Jermaine Martin   | 4392 |
| 5. Flip Johnson      | 4322 |
| 6. Toddrick Pendland | 4306 |
| 7. Theron McClendon  | 4168 |

### RUSHING

|                      | TC  | YDS  |
|----------------------|-----|------|
| 1. Henry Fields      | 839 | 4358 |
| 2. Buford Jordan     | 763 | 4156 |
| 3. Tony Citizen      | 713 | 3284 |
| 4. T. Pendland       | 481 | 3137 |
| 5. Vick King         | 562 | 3130 |
| 6. T. McClendon      | 593 | 2920 |
| 7. Larry Grissom     | 528 | 2761 |
| 8. Jessie Burton     | 542 | 2637 |
| 9. Bobby Wilson      | 513 | 2457 |
| 10. Artie Shankle    | 483 | 2143 |
| 11. Brian McZeal     | 512 | 2062 |
| 12. Derrick Fourroux | 483 | 2010 |
| 13. Jesse Castete    | 314 | 1969 |
| 14. S. Starring      | 551 | 1906 |
| 15. Chris Thomas     | 392 | 1885 |
| 16. Kerry Joseph     | 535 | 1802 |
| Aaron Pierce         | 436 | 1802 |

### TDS RUSHING

|                      |    |
|----------------------|----|
| 1. Buford Jordan     | 45 |
| 2. Toddrick Pendland | 37 |
| 3. Larry Grissom     | 34 |
| 4. Tony Citizen      | 33 |
| 5. Henry Fields      | 30 |
| 6. Jessie Burton     | 28 |
| 7. Derrick Fourroux  | 27 |

### TDS SCORED

|                      |    |
|----------------------|----|
| 1. Toddrick Pendland | 46 |
| 2. Buford Jordan     | 45 |
| 3. Larry Grissom     | 34 |
| 4. Tony Citizen      | 33 |
| 5. Jessie Burton     | 31 |
| Luke Lawton          | 31 |
| 7. Henry Fields      | 30 |
| 8. Vick King         | 28 |
| Derrick Fourroux     | 28 |

## TACKLES

|                  | NO. |
|------------------|-----|
| 1. Charles Ayro  | 486 |
| 2. Terry Irving  | 461 |
| 3. Ryan Garrison | 391 |
| 4. Allen Nelson  | 369 |
| 5. Hadley Prince | 357 |
| 6. Zack Bronson  | 347 |
| 7. Deron Minor   | 345 |

.....

**Darrell Jenkins 219**

### QB Sacks

|                   |      |
|-------------------|------|
| 1. Bryan Smith    | 31   |
| 2. Kavika Pittman | 22.5 |
| 3. Eric Kidd      | 22   |
| 4. Jake Morrison  | 18.5 |

.....

**Desmund Lighten 9.0**

### TDS RUSHING AND PASSING

|                 | Rush | Pass | Total |
|-----------------|------|------|-------|
| 1. D. Fourroux  | 28   | 64   | 92    |
| 2. Kerry Joseph | 23   | 67   | 90    |

### PASS INTERCEPTIONS

|                   | NO. | YDS |
|-------------------|-----|-----|
| 1. Billy Blakeman | 25  | 330 |
| .....             |     |     |
| 7. Tom Murphy     | 12  | 177 |
| Mike Pierce       | 12  |     |
| Rod Gulley        | 12  | 214 |
| .....             |     |     |
| Malcolm Bronson   | 7   | 122 |

### KICKING POINTS

|                   | FG     | PAT     | PTS |
|-------------------|--------|---------|-----|
| 1. Jose Larios    | 66/100 | 158/163 | 356 |
| 2. Shonz LaFrenze | 66/94  | 126/134 | 324 |
| .....             |        |         |     |
| Josh Lewis        | 27/36  | 83/93   | 164 |

# McNeese State starting lineups

| Offense  | vs Kansas  | vs Sioux Falls | vs SE LA   | vs N'western St | vs Texas State | vs C. Arkansas | vs Sam Houston |
|--|------------|----------------|------------|-----------------|----------------|----------------|----------------|
| TB   | Anderson   | Anderson       | Anderson   | Anderson        |                |                |                |
| FB   | Myers      | Myers          | Myers      | Myers           |                |                |                |
| WR   | Carey      | Carey          | Carey      | Carey           |                |                |                |
| WR   | Briscoe    | Briscoe        | Briscoe    | Briscoe         |                |                |                |
| TE   | Turnage    | Jordan         | Jordan     | Turnage         |                |                |                |
| LT   | Johnson    | Johnson        | Johnson    | Johnson         |                |                |                |
| LG   | Landry     | Landry         | Landry     | Landry          |                |                |                |
| C  | Chaisson   | Chaisson       | Chaisson   | Chaisson        |                |                |                |
| RG   | Agada      | Agada          | Agada      | Agada           |                |                |                |
| RT   | Savoie     | Savoie         | Savoie     | Savoie          |                |                |                |
| PK   | Lewis      | Lewis          | Lewis      | Lewis           |                |                |                |
| <b>Defense</b>                                     |            |                |            |                 |                |                |                |
| E  | Loveless   | Loveless       | Loveless   | Loveless        |                |                |                |
| T  | Breaux     | Breaux         | Breaux     | Breaux          |                |                |                |
| T  | Williams   | Williams       | Williams   | Williams        |                |                |                |
| E  | Lighten    | Lighten        | Lighten    | Lighten         |                |                |                |
| LB   | Narcisse   | Narcisse       | Narcisse   | Dobbs           |                |                |                |
| LB   | Thompson   | Thompson       | Thompson   | Thompson        |                |                |                |
| CB   | Durham     | Durham         | Durham     | Durham          |                |                |                |
| CB   | Thomas     | Thomas         | Thomas     | Thomas          |                |                |                |
| BS   | Smesny     | Smesny         | Smesny     | Robinson        |                |                |                |
| FS   | M. Bronson | M. Bronson     | M. Bronson | M. Bronson      |                |                |                |
| WS   | Jenkins    | Jenkins        | Jenkins    | Jenkins         |                |                |                |
| Punt   | Bourgeois  | Bourgeois      | Bourgeois  | Bourgeois       |                |                |                |
| <b>Offense vs SFA vs Nicholls vs UTSA vs Lamar</b> |            |                |            |                 |                |                |                |
| QB   |            |                |            |                 |                |                |                |
| TB   |            |                |            |                 |                |                |                |
| FB   |            |                |            |                 |                |                |                |
| WR   |            |                |            |                 |                |                |                |
| WR   |            |                |            |                 |                |                |                |
| TE   |            |                |            |                 |                |                |                |
| LT   |            |                |            |                 |                |                |                |
| LG   |            |                |            |                 |                |                |                |
| C  |            |                |            |                 |                |                |                |
| RG   |            |                |            |                 |                |                |                |
| RT   |            |                |            |                 |                |                |                |
| PK   |            |                |            |                 |                |                |                |
| <b>Defense</b>                                     |            |                |            |                 |                |                |                |
| E  |            |                |            |                 |                |                |                |
| T  |            |                |            |                 |                |                |                |
| T  |            |                |            |                 |                |                |                |
| E  |            |                |            |                 |                |                |                |
| LB   |            |                |            |                 |                |                |                |
| LB   |            |                |            |                 |                |                |                |
| CB   |            |                |            |                 |                |                |                |
| CB   |            |                |            |                 |                |                |                |
| BS   |            |                |            |                 |                |                |                |
| FS   |            |                |            |                 |                |                |                |
| WS   |            |                |            |                 |                |                |                |
| Punt   |            |                |            |                 |                |                |                |

## The Last Time a McNeese State Player

- returned a kickoff for a td (Bernardo Henry, 87 yards vs Tex State, 2010; Todd Pendland, 94 yards vs SFA, 2007; William Davis, 92 yards vs Ark-Monticello 1998)
- **returned a punt for a td (68 YARDS, Darius Carey vs Sioux Falls, 2011)**
- **returned a pass interception for a td ( 18 yards, Joe Narcisse vs NW State, 2011)**
- blocked a field goal (Desmund Lighten vs Sam Houston 2010; John Leday vs Sam Houston State, 2009; Chris White vs Portland State, 2004; Robert Hooker vs Southern Utah, 2004; Brian Harvey vs Texas State, 2007)
- **blocked a PAT (Robert Hooker vs Southern Utah, 2006)**
- blocked a punt (Shelby Hemenway vs SE Louisiana, 2011)
- returned a blocked FG for a td (Rod Gulley vs Grambling, 2002; 63 yards)
- ran a mid-air fumble back for a td (Marcus LeBlanc vs Youngstown St., 100 yards, 1995)
- **ran a fumble back for a td (Desmund Lighten vs NW State, 2009 - 29 yards)**
- ran a blocked punt back for a td (Joe Judge vs Maine, 32 yards 1999)
- **recovered a fumble for a td (Desmund Lighten vs Savannah State, 2009; Jared Dolan vs South Florida, 2006)**
- **rushed for 100 yards (118 Andre Anderson and 104 Marcus Wiltz vs SE Louisiana, 2011)**
- **had two players rush for 100 yards in same game (S. 24 - 2011 - 118 Andre Anderson and 104 Marcus Wiltz vs SE Louisiana; N. 7, 2009 vs Sam Houston: 171 Toddrick Pendland and 118 Derrick Fourroux vs Sam Houston; S. 26, 2009 vs Tulane: 134 Toddrick Pendland and 102 Derrick Fourroux; O. 20, 2007 vs Nicholls State: 105 Kris Bush, 101 Derrick Fourroux) (S. 29, 2006 vs W. Virginia Tech - Aaron Pierce for 110 yards and Jacob Prim for 104 yards, 2002)**
- **rushed for 200 yards** (242 yards - 39 carries - Toddrick Pendland vs SFA, 2008)
- **rushed for 7 tds** (Jessie Burton vs Southern Utah 1998)
- had 25 pass completions (\*25, Derrick Fourroux vs Appalachian State, 2009)
- **passed for 300 yards** (341, Derrick Fourroux vs Appalachian State, 2009)
- **passed for five tds** (5, Scott Pendarvis vs Sam Houston State, 2003)
- **had 300 yards total offense** (308, Derrick Fourroux vs Sam Houston, 2009; 306, Derrick Fourroux vs SFA, 2009; 385, Derrick Fourroux vs Appalachian State, 2009; 332 Derrick Fourroux vs C. Arkansas 2008; \*399, Derrick Fourroux vs South Dakota State; 102 rushing, 297 passing; 350, Derrick Fourroux vs Texas State; 42 rushing, 308 passing)
- **had 300 yards all-purpose running** (307, Toddrick Pendland vs SFA, 2008; \*316, B. J. Sams vs Western Kentucky, 2002)
- **caught passes for 100 yards** (108, Champlain BAbin vs Kansas, 2011; 113, Wes Briscoe vs Sioux Falls, 2011)
- **had two players catch passes for 100 yards** (137 Corday Clark and 121 Toddrick Pendland vs Appalachian State, 2009; 115 Carlese Franklin and 102 Quinten Lawrence vs SE La. 2007; 105 Carlese Franklin and 104 Quinten Lawrence vs Texas State, 2007; 146, Andy Bertrand vs Sam Houston; 112 Henry Smith vs Sam Houston, 2004)
- had one player rush for 100 yards and catch passes for 100 yards (Toddrick Pendland vs Appalachian State, 2009 - 19 rushes for 127 yards and 10 receptions for 121 yards)
- **kicked five field goals (Blake Bercegeay vs NW State, 2006)**
- **kicked a 50 yard FG** (52 yards, Josh Lewis vs SE Louisiana, 2010)
- **kicked 10 PATS (Blake Bercegeay vs West Virginia Tech, 2006)**
- **had five sacks (Bryan Smith vs West Virginia Tech, 2006)**
- **scored 3 tds receiving** (B. J. Sams vs Sam Houston State, 2003)
- **intercepted two passes (Seth Thomas vs Tulane, 2009; Marcus Brown vs Northwestern State, 2007)**
- **had a 60 yard punt (62 yards by Blake Bercegeay vs NW State, 2007)**

### LAST TIME AN OPPONENT

- rushed for 100 yards (104, James Sims, Kansas, 2011)
- rushed for 200 yards (253, D. D. Terry, Sam Houston State, 2006)
- passed for 300 yards (301, Brian Bell, Sam Houston, 2010; 426, Andre Bevil, Lamar, 2010; 339 Jeremy Moses, SFA, 2010)
- caught passes for 100 yards (S. 24 - 2011 - Brando Collins, SE Louisiana)
- returned a kickoff for td (99 yards, Mel Mitchell, Western Kentucky 2001; 99 yards, LeJuan Walker, Nicholls State, 2001)
- returned a punt for a td (85 yards, Brandon Tate, North Carolina, 2008)
- returned a pass interception for a td (31 yards, Angelo Pree, Sioux Falls, 2011)
- returned a fumble for a td (36 yards, Markell Carter, C. Ark, 2010; 30 yards, Jeremy Wilson, Sam Houston State, 2006)
- blocked a punt and returned it for a td (Kansas State - blocked by David Rose and returned by him; SFA - blocked by Corey Goodall and recovered in end zone by Vernon Holman)
- shut out the Cowboys - Western Kentucky (21-0 in 2001)

### LAST MCNEESE STATE SHUTOUT

- **56-0 over Savannah Sate (2009)**
- **76-0 over West Virginia Tech (2006)**

## Week 1

1. Eastern Washington
2. Georgia Southern
3. Appalachian State
4. Northern Iowa
5. William & Mary
6. Montana State
7. Wofford
8. Delaware
9. Richmond
10. Jacksonville State
11. North Dakota State
12. Sacramento State
13. New Hampshire
14. Lehigh
15. Montana
16. SFA
17. Southern Illinois
18. Central Arkansas
19. James Madison
20. Villanova
21. UMass
- 22. McNeese State**
23. Chattanooga
24. Liberty
25. Bethune-Cookman

## Week 2

1. Eastern Washington
2. Georgia Southern
3. Appalachian State
4. Northern Iowa
5. William & Mary
6. Montana State
7. Wofford
8. Delaware
9. Richmond
10. Jacksonville State
11. North Dakota State
12. Sacramento State
13. New Hampshire
14. Lehigh
15. Montana
16. SFA
17. Southern Illinois
18. Central Arkansas
19. James Madison
20. Villanova
21. UMass
- 22. McNeese State**
23. Chattanooga
24. Liberty
25. Bethune-Cookman

## Week 3

1. Georgia Southern
2. Northern Iowa
3. Appalachian State

4. William & Mary
5. Montana State
6. Richmond
7. Delaware
8. North Dakota State
9. Wofford
10. Eastern Washington
11. New Hampshire
12. Montana
13. James Madison
14. Chattanooga
15. Southern Illinois
16. Lehigh
17. Jacksonville State
18. Central Arkansas
19. SFA
20. Sacramento State
21. UMass
22. Liberty
- 23. McNeese State**
24. South Dakota
25. South Carolina State

## Week 4

1. Georgia Southern
2. Northern Iowa
3. Appalachian State
4. Montana State
5. Richmond
6. William & Mary
7. Delaware
8. North Dakota State
9. Wofford
10. Montana
11. New Hampshire
12. James Madison
13. Chattanooga
14. Southern Illinois
15. Lehigh
16. Jacksonville State
17. Massachusetts
18. South Dakota
- 19. McNeese State**
20. Sam Houston State
21. Eastern Washington
22. Stephen F. Austin
23. Southern Utah
24. Murray State
25. South Carolina

## Week 5

1. Georgia Southern
2. Northern Iowa
3. Appalachian State
4. Montana State
5. North Dakota State
6. Delaware
7. New Hampshire

8. Wofford
9. James Madison
10. Richmond
11. William & Mary
12. Southern Illinois
13. Lehigh
14. Jacksonville State
15. Chattanooga
16. Sam Houston State
17. Southern Utah
- 18. McNeese State**
19. Montana
20. Massachusetts
21. South Dakota
22. South Carolina State
23. Towson
24. Indiana State
25. Sacramento State
- (McNeese is No. 15 in coaches poll)**

## Week 6

1. Georgia Southern
2. Northern Iowa
3. Montana State
4. North Dakota State
5. Wofford
6. New Hampshire
7. James Madison
8. Appalachian State
9. William & Mary
10. Lehigh
11. Sam Houston State
12. Jacksonville State
13. Delaware
14. Richmond
- 15. McNeese State**
16. Montana
17. Indiana State
18. South Dakota
19. Maine
20. Southern Illinois
21. Old Dominion
22. Southern Utah
23. Tennessee Tech
24. Chattanooga
25. Towson

# McNeese Individual Game by Game - 2011

|  | vs Kansas          | vs Sioux Falls     | SE Louisiana       | Northwestern State     |
|--|--------------------|--------------------|--------------------|------------------------|
| <b>Rushing</b>                                   |                    |                    |                    |                        |
| Dodge  | 11-45-0 (20)       | 8-26-0 (14)        | 8-36-0 (17)        | DNP                    |
| Babin  | 4-18-0 (12)        | DNP                | 4-18-0 (11)        | DNP                    |
| Murray   | 5-18-0 (18)        | 4-19-0 (9)         | 2-2-0 (2)          | 1-3-0 (3)              |
| Anderson   | 10-16-0 (6)        | 19-45-2 (9)        | 15-118-1 (55)      | 13-37-0 (10)           |
| Stroud   | 2-(-1)-1 (1)       | 4-(-5)             | 6-(-4)-0 (11)      | 3-(-3)-0-3             |
| Wiltz  | 1-(-1)             | 6-49-0 (27)        | 18-104-2 (31)      | 10-28-0 (9)            |
| Carey  | -                  |                    | 3-17-0 (12)        | 1-8-0 (8)              |
| Celestie   |                    |                    |                    | 1-5-0 (5)              |
| <b>Passing</b>                                   |                    |                    |                    |                        |
| Stroud   | 22-27-0-218-1 (60) | 16-24-1-226-1 (38) | 15-23-0-145-2 (26) | 19-32-2-217-1 (48)     |
| Dodge  | 9-14-0-107-1 (37)  | 4-6-0-57-0         | 2-5-0-14-1 (13)    | DNP                    |
| <b>Receiving</b>                                 |                    |                    |                    |                        |
| Carey  | 7-73-0 (37)        | 6-92-1 (38)        | 5-58-0 (26)        | 5-52-1 (27)            |
| Babin  | 5-108-1 (60)       | DNP                |                    |                        |
| Murray   | 4-12-0 (9)         | -                  | 2-7-1 (8)          | 2-26-0 (20)            |
| Dixon  | 3-37-0 (17)        | -                  | 1-19-1 (19)        |                        |
| Jordan   | 3-17-0 (6)         | 3-18-0 (13)        | 2-14-1 (13)        |                        |
| Anderson   | 3-16-0 (6)         | 1-(-4)             | 2-13-0 (11)        | 1-7-0 (7)              |
| Briscoe  | 2-44-1 (32)        | 4-113-0 (40)       | 1-8-0 (8)          | 2-72-0 (48)            |
| Celestie   | 2-7-0 (4)          | 5-55-0 (24)        | 4-40-0 (13)        | 1-1-0 (1)              |
| Myers  | 1-9-0 (9)          |                    |                    | 1-6-0 (6)              |
| Turnage  | 1-2-0 (2)          |                    |                    | 1-5-0 (5)              |
| Landry   |                    | 1-9-0 (9)          |                    |                        |
| Edmonson   |                    |                    |                    | 2-20-0 (14)            |
| Wiltz  |                    |                    |                    | 2-11-0 (9)             |
| Spencer  |                    |                    |                    | 1-13-0 (13)            |
| Reed   |                    |                    |                    | 1-4-0 (4)              |
| <b>Punting</b>                                   |                    |                    |                    |                        |
| Bourgeois  | 4-126-31.5 (35)    | 4-123-30.8 (43)    | 4-151-37.8 (44)    | 6-174-29.0 (39)        |
| <b>Punt Returns</b>                              |                    |                    |                    |                        |
| Babin  | 1-2-0 (2)          | DNP                |                    |                        |
| Carey  |                    | 1-68-1 (68)        | 1-4 (4)            | 1-(-1)                 |
| <b>KO Returns</b>                                |                    |                    |                    |                        |
| Babin  | 4-78-0 (26)        | DNP                |                    |                        |
| Murray   | 2-68-0 (45)        | 2-29-0 (17)        | 1-46 (46)          | 3-67 (27)              |
| Carey  | 1-29-0 (29)        | 2-19-0 (14)        | 4-105 (37)         | 2-24 (16)              |
| <b>Field Goals</b>                               |                    |                    |                    |                        |
| Lewis  | made 26, missed 33 | made 38            | made 47, made 34   | made 20, 22, missed 47 |
| <b>Kickoffs</b>                                  |                    |                    |                    |                        |
| Lewis  | 5-299-59.8         | 6-361-60.2         | 9-523-58.1         | 5-305-61.0             |
| <b>All Purpose Yards (run, rec, kr, pr, int)</b> |                    |                    |                    |                        |
| Babin  | 18-108-78-2--206   | DNP                |                    |                        |
| Carey  | 0-73-29-0-0-102    | 0-92-19-68-0-179   | 17-58-105-4-0-184  | 8-52-24-(-1)-0-83      |
| Murray   | 18-12-68-0-0-98    |                    | 2-7-46-0-0-55      | 3-26-67-0-0-96         |
| Dodge  | 45-0-0-0-0-45      |                    |                    |                        |
| Briscoe  |                    | 0-113-0-0-0-113    |                    | 0-72-0-0-0-72          |
| Anderson   |                    |                    | 118-13-0-0-0-131   |                        |
| Wiltz  |                    |                    | 104-0-0-0-0-104    |                        |
| <b>Total Offense (rush, pass, total)</b>         |                    |                    |                    |                        |
| Stroud   | (-1)-218--217      | (-5)-226-221       | (-4)-145-141       | (-3)-217-214           |
| Dodge  | 45-107 -- 152      |                    |                    |                        |
| <b>Pass Interceptions</b>                        |                    |                    |                    |                        |
| Bronson  |                    |                    | 1-0                |                        |
| Jenkins  |                    |                    | 1-0                | 1-4                    |
| Jackson  |                    |                    |                    | 1-12                   |
| Narcisse   |                    |                    |                    | 1-18-1                 |

## McNeese Tackles Game by Game - 2011

| Player     | Kansas | Sioux Falls | SE LA | NW State |
|------------|--------|-------------|-------|----------|
| Narcisse   | 12     | 4           | 7     | 3        |
| M. Bronson | 11     | 7           | 4     | 10       |
| Lighten    | 9      | 8           | 5     | 4        |
| Cahee      | 8      |             |       |          |
| Smesny     | 7      | 7           | 3     |          |
| Butler     | 6      | 3           | 5     | 8        |
| Ware       | 5      |             |       | 3        |
| Loveless   | 5      |             | 2     | 6        |
| Jenkins    | 5      | 5           | 6     | 10       |
| Papion     | 4      | 1           | 2     |          |
| Williams   | 4      | 5           | 3     | 3        |
| Thompson   | 3      | 1           | 4     | 10       |
| Thomas     | 2      | 4           | 5     | 3        |
| Durham     | 2      | 3           |       | 2        |
| Robinson   | 2      | 4           | 3     | 8        |
| Raggett    | 1      | 1           | 2     | 1        |
| Ellefsen   | 1      | 1           |       | 1        |
| Breaux     | 1      | 1           | 3     |          |
| Jackson    | 1      | 3           | 5     | 3        |
| Dorn       | 1      | 1           | 1     | 1        |
| R. Bronson | 1      | 1           |       | 1        |
| Morgan     |        | 4           | 1     |          |
| Dobbs      |        | 4           | 4     | 4        |
| Cahee      |        |             | 1     | 2        |
| LeBlanc    |        |             | 2     |          |
| Hunter     |        |             | 1     |          |
| Fontenot   |        |             |       | 2        |
| Sam        |        |             |       | 2        |

## Offensive Line Stats Game by Game - 2011 - Pancake Blocks/Knockdowns

| Player   | Kansas | Sioux Falls | SE La. | NW State |
|----------|--------|-------------|--------|----------|
| Savoie   | 2/4    | 3/4         | 1/7    | 0/0      |
| Landry   | 1/1    | 0/2         | 1/2    | 0/2      |
| Chaisson | 1/2    | 1/4         | 0/3    | 0/1      |
| Agada    | 1/2    | 1/5         | 4/5    |          |
| Everett  | 0/1    |             |        | 0/1      |
| Johnson  |        |             | 2/2    | 0/4      |

McNeese Combined Team Statistics (as of Oct 02, 2011)  
All games

| Date           | Opponent              | Score   | Att.  |
|----------------|-----------------------|---------|-------|
| Sep 03, 2011   | at Kansas             | L 24-42 | 41068 |
| Sep 17, 2011   | USF                   | W 31-17 | 14342 |
| * Sep 24, 2011 | SLU                   | W 48-27 | 12455 |
| * Oct 1, 2011  | at Northwestern State | W 20-18 | 10532 |

| Record:        | Overall | Home | Away | Neutral |
|----------------|---------|------|------|---------|
| All games      | 3-1     | 2-0  | 1-1  | 0-0     |
| Conference     | 2-0     | 1-0  | 1-0  | 0-0     |
| Non-Conference | 1-1     | 1-0  | 0-1  | 0-0     |

| Rushing          | gp | att | gain | loss | net | avg  | td | lg | avg/g |
|------------------|----|-----|------|------|-----|------|----|----|-------|
| Anderson, Andre  | 4  | 57  | 241  | 25   | 216 | 3.8  | 3  | 55 | 54.0  |
| Wiltz, Marcus    | 4  | 35  | 184  | 4    | 180 | 5.1  | 2  | 31 | 45.0  |
| Dodge, Riley     | 3  | 27  | 135  | 28   | 107 | 4.0  | 0  | 20 | 35.7  |
| Murray, Javaris  | 4  | 12  | 46   | 4    | 42  | 3.5  | 0  | 18 | 10.5  |
| Babin, Champlain | 2  | 8   | 36   | 0    | 36  | 4.5  | 0  | 12 | 18.0  |
| Carey, Darius    | 4  | 4   | 25   | 0    | 25  | 6.2  | 0  | 12 | 6.2   |
| Celestie, Ernest | 4  | 1   | 5    | 0    | 5   | 5.0  | 0  | 5  | 1.2   |
| TEAM             | 3  | 6   | 0    | 8    | -8  | -1.3 | 0  | 0  | -2.7  |
| Stroud, Cody     | 4  | 15  | 23   | 36   | -13 | -0.9 | 1  | 11 | -3.2  |
| Total            | 4  | 165 | 695  | 105  | 590 | 3.6  | 6  | 55 | 147.5 |
| Opponents        | 4  | 146 | 709  | 77   | 632 | 4.3  | 4  | 47 | 158.0 |

| Passing      | gp | effic  | comp-att-int | pct  | yds | td | lg | avg/g |
|--------------|----|--------|--------------|------|-----|----|----|-------|
| Stroud, Cody | 4  | 141.70 | 72-106-3     | 67.9 | 806 | 5  | 60 | 201.5 |
| Dodge, Riley | 3  | 146.21 | 15-25-0      | 60.0 | 178 | 2  | 40 | 59.3  |
| Total        | 4  | 142.56 | 87-131-3     | 66.4 | 984 | 7  | 60 | 246.0 |
| Opponents    | 4  | 115.55 | 60-120-6     | 50.0 | 765 | 8  | 64 | 191.2 |

| Receiving           | gp | no. | yds | avg  | td | lg | avg/g |
|---------------------|----|-----|-----|------|----|----|-------|
| Carey, Darius       | 4  | 23  | 275 | 12.0 | 2  | 38 | 68.8  |
| Celestie, Ernest    | 4  | 12  | 103 | 8.6  | 0  | 24 | 25.8  |
| Briscoe, Wes        | 4  | 9   | 237 | 26.3 | 1  | 48 | 59.2  |
| Murray, Javaris     | 4  | 8   | 45  | 5.6  | 1  | 20 | 11.2  |
| Dixon, Damion       | 4  | 7   | 74  | 10.6 | 1  | 19 | 18.5  |
| Anderson, Andre     | 4  | 7   | 32  | 4.6  | 0  | 11 | 8.0   |
| Babin, Champlain    | 2  | 5   | 108 | 21.6 | 1  | 60 | 54.0  |
| Jordan, Josh        | 3  | 5   | 31  | 6.2  | 1  | 13 | 10.3  |
| Edmonson, DeVionte' | 2  | 2   | 20  | 10.0 | 0  | 14 | 10.0  |
| Myers, Kegan        | 2  | 2   | 15  | 7.5  | 0  | 9  | 7.5   |
| Wiltz, Marcus       | 4  | 2   | 11  | 5.5  | 0  | 9  | 2.8   |
| Turnage, Harold     | 2  | 2   | 7   | 3.5  | 0  | 5  | 3.5   |
| Spencer, Diontae    | 1  | 1   | 13  | 13.0 | 0  | 13 | 13.0  |
| Landry, Jonathan    | 3  | 1   | 9   | 9.0  | 0  | 9  | 3.0   |
| Reed, Tyler         | 2  | 1   | 4   | 4.0  | 0  | 4  | 2.0   |
| Total               | 4  | 87  | 984 | 11.3 | 7  | 60 | 246.0 |
| Opponents           | 4  | 60  | 765 | 12.8 | 8  | 64 | 191.2 |

| Field Goals | fg  | pct. | 01-19 | 20-29 | 30-39 | 40-49 | 50-99 | lg | blk |
|-------------|-----|------|-------|-------|-------|-------|-------|----|-----|
| Lewis, Josh | 6-8 | 75.0 | 0-0   | 3-3   | 2-3   | 1-2   | 0-0   | 47 | 0   |

| Scoring          | td | fg  | PAT   |      |     |      | dxp | saf | pts |
|------------------|----|-----|-------|------|-----|------|-----|-----|-----|
|                  |    |     | kick  | rush | rcv | pass |     |     |     |
| Lewis, Josh      | -  | 6-8 | 13-14 | -    | -   | -    | -   | -   | 31  |
| Anderson, Andre  | 3  | -   | -     | -    | -   | -    | -   | -   | 18  |
| Carey, Darius    | 3  | -   | -     | -    | -   | -    | -   | -   | 18  |
| Wiltz, Marcus    | 2  | -   | -     | -    | -   | -    | -   | -   | 12  |
| Dixon, Damion    | 1  | -   | -     | -    | 1   | -    | -   | -   | 8   |
| Jordan, Josh     | 1  | -   | -     | -    | -   | -    | -   | -   | 6   |
| Babin, Champlain | 1  | -   | -     | -    | -   | -    | -   | -   | 6   |
| Murray, Javaris  | 1  | -   | -     | -    | -   | -    | -   | -   | 6   |
| Briscoe, Wes     | 1  | -   | -     | -    | -   | -    | -   | -   | 6   |
| Narcisse, Joe    | 1  | -   | -     | -    | -   | -    | -   | -   | 6   |
| Stroud, Cody     | 1  | -   | -     | -    | -   | 1-1  | -   | -   | 6   |
| Total            | 15 | 6-8 | 13-14 | -    | 1   | 1-1  | -   | -   | 123 |
| Opponents        | 13 | 5-6 | 11-11 | -    | -   | 0-2  | -   | -   | 104 |

| Score by Quarters | 1st | 2nd | 3rd | 4th | OT | Total |
|-------------------|-----|-----|-----|-----|----|-------|
| McNeese           | 20  | 34  | 34  | 35  | 0  | 123   |
| Opponents         | 10  | 33  | 27  | 34  | 0  | 104   |

| Team Statistics         | MCN      | OPP      |
|-------------------------|----------|----------|
| FIRST DOWNS             | 80       | 69       |
| Rushing                 | 33       | 36       |
| Passing                 | 46       | 26       |
| Penalty                 | 1        | 7        |
| RUSHING YARDAGE         | 590      | 632      |
| Rushing Attempts        | 165      | 146      |
| Average Per Rush        | 3.6      | 4.3      |
| Average Per Game        | 147.5    | 158.0    |
| TDs Rushing             | 6        | 4        |
| PASSING YARDAGE         | 984      | 765      |
| Comp-Att-Int            | 87-131-3 | 60-120-6 |
| Average Per Pass        | 7.5      | 6.4      |
| Average Per Catch       | 11.3     | 12.8     |
| Average Per Game        | 246.0    | 191.2    |
| TDs Passing             | 7        | 8        |
| TOTAL OFFENSE           | 1574     | 1397     |
| Average Per Play        | 5.3      | 5.3      |
| Average Per Game        | 393.5    | 349.2    |
| KICK RETURNS: #-Yards   | 21-465   | 21-462   |
| PUNT RETURNS: #-Yards   | 4-73     | 1-2      |
| INT RETURNS: #-Yards    | 6-34     | 3-31     |
| FUMBLES-LOST            | 5-2      | 7-3      |
| PENALTIES-Yards         | 27-230   | 26-228   |
| PUNTS-AVG               | 18-31.9  | 17-39.1  |
| TIME OF POSSESSION/Game | 34:15    | 25:45    |
| 3RD-DOWN Conversions    | 31/66    | 23/60    |
| 4TH-DOWN Conversions    | 5/7      | 3/4      |

| Interceptions    | no. | yds | avg  | td | lg |
|------------------|-----|-----|------|----|----|
| Jenkins, Darrell | 2   | 4   | 2.0  | 0  | 4  |
| Durham, London   | 1   | 0   | 0.0  | 0  | 0  |
| Jackson, Janzen  | 1   | 12  | 12.0 | 0  | 12 |
| Bronson, Malcolm | 1   | 0   | 0.0  | 0  | 0  |
| Narcisse, Joe    | 1   | 18  | 18.0 | 1  | 18 |

| Punting        | no. | yds | avg  | lg | tb | fc | i20 | 50+ | blk |
|----------------|-----|-----|------|----|----|----|-----|-----|-----|
| Bourgeois, Ben | 18  | 574 | 31.9 | 44 | 1  | 8  | 5   | 0   | 0   |

| Punt Returns     | no. | yds | avg  | td | lg |
|------------------|-----|-----|------|----|----|
| Carey, Darius    | 3   | 71  | 23.7 | 1  | 68 |
| Babin, Champlain | 1   | 2   | 2.0  | 0  | 2  |
| Total            | 4   | 73  | 18.2 | 1  | 68 |
| Opponents        | 1   | -2  | -2.0 | 0  | 0  |

| Kick Returns     | no. | yds | avg  | td | lg |
|------------------|-----|-----|------|----|----|
| Carey, Darius    | 9   | 177 | 19.7 | 0  | 37 |
| Murray, Javaris  | 8   | 210 | 26.2 | 0  | 46 |
| Babin, Champlain | 4   | 78  | 19.5 | 0  | 26 |
| Total            | 21  | 465 | 22.1 | 0  | 46 |
| Opponents        | 21  | 462 | 22.0 | 0  | 67 |

| All Purpose     | g | rush | rcv | pr | kr  | ir | total | avg/g |
|-----------------|---|------|-----|----|-----|----|-------|-------|
| Carey, Darius   | 4 | 25   | 275 | 71 | 177 | 0  | 548   | 137.0 |
| Murray, Javaris | 4 | 42   | 45  | 0  | 210 | 0  | 297   | 74.2  |
| Anderson, Andre | 4 | 216  | 32  | 0  | 0   | 0  | 248   | 62.0  |
| Briscoe, Wes    | 4 | 0    | 237 | 0  | 0   | 0  | 237   | 59.2  |
| Babin, Champlai | 2 | 36   | 108 | 2  | 78  | 0  | 224   | 112.0 |
| Total           | 4 | 590  | 984 | 73 | 465 | 34 | 2146  | 536.5 |
| Opponents       | 4 | 632  | 765 | -2 | 462 | 31 | 1888  | 472.0 |

| Total Offense   | g | plays | rush | pass | total | avg/g |
|-----------------|---|-------|------|------|-------|-------|
| Stroud, Cody    | 4 | 121   | -13  | 806  | 793   | 198.2 |
| Dodge, Riley    | 3 | 52    | 107  | 178  | 285   | 95.0  |
| Anderson, Andre | 4 | 57    | 216  | 0    | 216   | 54.0  |
| Wiltz, Marcus   | 4 | 35    | 180  | 0    | 180   | 45.0  |
| Murray, Javaris | 4 | 12    | 42   | 0    | 42    | 10.5  |
| Total           | 4 | 296   | 590  | 984  | 1574  | 393.5 |
| Opponents       | 4 | 266   | 632  | 765  | 1397  | 349.2 |

McNeese Overall Defensive Statistics (as of Oct 02, 2011)  
All games

| ##        | Defensive Leaders | gp | Tackles |     |     |        | tfl/yds | Sacks<br>no-yds | Pass defense |      |     | Fumbles |    | blkd |     |
|-----------|-------------------|----|---------|-----|-----|--------|---------|-----------------|--------------|------|-----|---------|----|------|-----|
|           |                   |    | ua      | a   | tot |        |         |                 | int-yds      | brup | qbh | rcv-yds | ff | kick | saf |
| 34        | Bronson, Malcolm  | 4  | 26      | 7   | 33  | 1-4    | .       | 1-0             | 6            | .    | .   | 1       | .  | .    |     |
| 9         | Jenkins, Darrell  | 4  | 14      | 12  | 26  | .      | .       | 2-4             | 2            | 1    | .   | .       | .  | .    |     |
| 57        | Lighten, Desmond  | 4  | 13      | 13  | 26  | 1-2    | 1-2     | .               | .            | 7    | 1-0 | .       | .  | .    |     |
| 45        | Narcisse, Joe     | 4  | 16      | 10  | 26  | 5-20   | 1-8     | 1-18            | 1            | 1    | .   | .       | .  | .    |     |
| 13        | Butler, Kentrel   | 4  | 9       | 13  | 22  | .      | .       | .               | .            | .    | .   | .       | .  | .    |     |
| 51        | Thompson, Deonte  | 4  | 14      | 4   | 18  | 3-10   | .       | .               | 2            | 1    | .   | 1       | .  | .    |     |
| 7         | Robinson, Brandon | 4  | 12      | 5   | 17  | 1-1    | .       | .               | 2            | .    | .   | .       | .  | .    |     |
| 1         | Smesny, Ford      | 3  | 11      | 6   | 17  | .      | .       | .               | 1            | .    | .   | .       | .  | .    |     |
| 8         | Thomas, Seth      | 4  | 11      | 4   | 15  | 2-11   | 1-8     | .               | 3            | .    | .   | .       | .  | .    |     |
| 90        | Williams, Pat     | 4  | 6       | 9   | 15  | 1-1    | .       | .               | .            | 3    | 1-0 | .       | .  | .    |     |
| 99        | Loveless, Chris   | 4  | 8       | 5   | 13  | .      | .       | .               | .            | 2    | .   | .       | .  | .    |     |
| 41        | Dobbs, Hayden     | 3  | 11      | 1   | 12  | 1-1    | .       | .               | 1            | 1    | 1-0 | 1       | .  | .    |     |
| 12        | Jackson, Janzen   | 4  | 9       | 3   | 12  | 1-5    | .       | 1-12            | 1            | .    | .   | 1       | .  | .    |     |
| 32        | Cahee, Terence    | 4  | 10      | 1   | 11  | 1-12   | 1-12    | .               | .            | .    | .   | .       | 1  | .    |     |
| 98        | Ware, Michael     | 4  | 6       | 2   | 8   | .      | .       | .               | .            | 2    | .   | .       | .  | .    |     |
| 10        | Durham, London    | 4  | 5       | 2   | 7   | .      | .       | 1-0             | 6            | .    | .   | .       | .  | .    |     |
| 36        | Papion, Eric      | 3  | 4       | 3   | 7   | 1-4    | .       | .               | .            | 1    | .   | .       | .  | .    |     |
| 6         | Morgan, Guy       | 4  | 4       | 1   | 5   | .      | .       | .               | 1            | .    | .   | .       | .  | .    |     |
| 56        | Breaux, Justin    | 4  | 1       | 4   | 5   | 1-4    | .       | .               | .            | 3    | .   | 1       | .  | .    |     |
| 5         | Raggett, Chris    | 4  | 4       | 1   | 5   | .      | .       | .               | 1            | .    | .   | .       | .  | .    |     |
| 75        | Dorn, Kevin       | 4  | 3       | 1   | 4   | 1-9    | 1-9     | .               | .            | .    | .   | .       | .  | .    |     |
| 38        | Bronson, Ryan     | 3  | 1       | 2   | 3   | .      | .       | .               | .            | .    | .   | .       | .  | .    |     |
| 94        | Ellefsen, Everett | 3  | 3       | .   | 3   | .      | .       | .               | .            | .    | .   | .       | .  | .    |     |
| 93        | LeBlanc, Eric     | 3  | 2       | 1   | 3   | .      | .       | .               | .            | 1    | .   | .       | .  | .    |     |
| 58        | Fontenot, Orrin   | 3  | 2       | .   | 2   | .      | .       | .               | .            | 1    | .   | .       | .  | .    |     |
| 87        | Mitchell, Deajon  | 3  | 2       | .   | 2   | .      | .       | .               | .            | .    | .   | .       | .  | .    |     |
| 21        | Sam, Aaron        | 1  | 1       | 1   | 2   | .      | .       | .               | .            | .    | .   | .       | .  | .    |     |
| 3         | Wiltz, Marcus     | 4  | 1       | .   | 1   | .      | .       | .               | .            | .    | .   | .       | .  | .    |     |
| 2         | Lewis, Josh       | 4  | 1       | .   | 1   | .      | .       | .               | .            | .    | .   | .       | .  | .    |     |
| 52        | Middleton, Correy | 3  | .       | 1   | 1   | .      | .       | .               | .            | .    | .   | .       | .  | .    |     |
| 20        | Hemenway, Shelby  | 2  | .       | 1   | 1   | .      | .       | .               | .            | .    | .   | .       | 1  | .    |     |
| 31        | Peterson, Kyle    | 2  | 1       | .   | 1   | .      | .       | .               | .            | .    | .   | .       | .  | .    |     |
| 96        | Hunter, Danyel    | 3  | 1       | .   | 1   | .      | .       | .               | .            | .    | .   | .       | .  | .    |     |
| Total     |                   | 4  | 212     | 113 | 325 | 20-84  | 5-39    | 6-34            | 27           | 24   | 3-0 | 5       | 2  | .    |     |
| Opponents |                   | 4  | 170     | 162 | 332 | 43-107 | 10-46   | 3-31            | 10           | 11   | 2-0 | 3       | .  | .    |     |

**2011 McNeese State Football**  
**McNeese Game Superlatives (as of Oct 02, 2011)**  
**All games**

**INDIVIDUAL GAME HIGHS**

|                     |      |  |
|---------------------|------|--|
| Rushes              | 19   | Anderson, Andre vs USF (Sep 17, 2011)                |
| Yards Rushing       | 118  | Anderson, Andre vs SLU (Sep 24, 2011)                |
| TD Rushes           | 2    | Anderson, Andre vs USF (Sep 17, 2011)                |
|                     | 2    | Wiltz, Marcus vs SLU (Sep 24, 2011)                  |
| Long Rush           | 55   | Anderson, Andre vs SLU (Sep 24, 2011)                |
| Pass attempts       | 32   | Stroud, Cody at Northwestern State (Oct 1, 2011)     |
| Pass completions    | 22   | Stroud, Cody at Kansas (Sep 03, 2011)                |
| Yards Passing       | 226  | Stroud, Cody vs USF (Sep 17, 2011)                   |
| TD Passes           | 2    | Stroud, Cody vs SLU (Sep 24, 2011)                   |
| Long Pass           | 60   | Stroud, Cody at Kansas (Sep 03, 2011)                |
| Receptions          | 7    | Carey, Darius at Kansas (Sep 03, 2011)               |
| Yards Receiving     | 113  | Briscoe, Wes vs USF (Sep 17, 2011)                   |
| TD Receptions       | 1    | Babin, Champlain at Kansas (Sep 03, 2011)            |
|                     | 1    | Briscoe, Wes at Kansas (Sep 03, 2011)                |
|                     | 1    | Carey, Darius vs USF (Sep 17, 2011)                  |
|                     | 1    | Dixon, Damion vs SLU (Sep 24, 2011)                  |
|                     | 1    | Murray, Javaris vs SLU (Sep 24, 2011)                |
|                     | 1    | Jordan, Josh vs SLU (Sep 24, 2011)                   |
|                     | 1    | Carey, Darius at Northwestern State (Oct 1, 2011)    |
| Long Reception      | 60   | Babin, Champlain at Kansas (Sep 03, 2011)            |
| Field Goals         | 2    | Lewis, Josh vs SLU (Sep 24, 2011)                    |
|                     | 2    | Lewis, Josh at Northwestern State (Oct 1, 2011)      |
| Long Field Goal     | 47   | Lewis, Josh vs SLU (Sep 24, 2011)                    |
| Punts               | 6    | Bourgeois, Ben at Northwestern State (Oct 1, 2011)   |
| Punting Avg         | 37.8 | Bourgeois, Ben vs SLU (Sep 24, 2011)                 |
| Long Punt           | 44   | Bourgeois, Ben vs SLU (Sep 24, 2011)                 |
| Punts inside 20     | 2    | Bourgeois, Ben vs USF (Sep 17, 2011)                 |
| Long Punt Return    | 68   | Carey, Darius vs USF (Sep 17, 2011)                  |
| Long Kickoff Return | 46   | Murray, Javaris vs SLU (Sep 24, 2011)                |
| Tackles             | 12   | Narcisse, Joe at Kansas (Sep 03, 2011)               |
| Sacks               | 1.0  | Cahee, Terence at Kansas (Sep 03, 2011)              |
|                     | 1.0  | Dom, Kevin vs USF (Sep 17, 2011)                     |
|                     | 1.0  | Thomas, Seth vs SLU (Sep 24, 2011)                   |
|                     | 1.0  | Lighten, Desmond vs SLU (Sep 24, 2011)               |
|                     | 1.0  | Narcisse, Joe at Northwestern State (Oct 1, 2011)    |
| Tackles For Loss    | 3.0  | Narcisse, Joe vs SLU (Sep 24, 2011)                  |
|                     | 3.0  | Thompson, Deonte at Northwestern State (Oct 1, 2011) |
| Interceptions       | 1    | Durham, London vs USF (Sep 17, 2011)                 |
|                     | 1    | Jenkins, Darrell vs SLU (Sep 24, 2011)               |
|                     | 1    | Bronson, Malcolm vs SLU (Sep 24, 2011)               |
|                     | 1    | Jenkins, Darrell at Northwestern State (Oct 1, 2011) |
|                     | 1    | Jackson, Janzen at Northwestern State (Oct 1, 2011)  |
|                     | 1    | Narcisse, Joe at Northwestern State (Oct 1, 2011)    |

**McNeese Game Superlatives (as of Oct 02, 2011)**  
**All games**

**TEAM GAME HIGHS**

|                  |      |                                     |
|------------------|------|-------------------------------------|
| Rushes           | 58   | vs SLU (Sep 24, 2011)               |
| Yards Rushing    | 287  | vs SLU (Sep 24, 2011)               |
| Yards Per Rush   | 4.9  | vs SLU (Sep 24, 2011)               |
| TD Rushes        | 3    | vs SLU (Sep 24, 2011)               |
| Pass attempts    | 41   | at Kansas (Sep 03, 2011)            |
| Pass completions | 31   | at Kansas (Sep 03, 2011)            |
| Yards Passing    | 325  | at Kansas (Sep 03, 2011)            |
| Yards Per Pass   | 9.4  | vs USF (Sep 17, 2011)               |
| TD Passes        | 3    | vs SLU (Sep 24, 2011)               |
| Total Plays      | 86   | vs SLU (Sep 24, 2011)               |
| Total Offense    | 446  | vs SLU (Sep 24, 2011)               |
| Yards Per Play   | 5.6  | at Kansas (Sep 03, 2011)            |
| Points           | 48   | vs SLU (Sep 24, 2011)               |
| Sacks By         | 2    | vs SLU (Sep 24, 2011)               |
| First Downs      | 25   | vs SLU (Sep 24, 2011)               |
| Penalties        | 9    | at Kansas (Sep 03, 2011)            |
|                  | 9    | vs USF (Sep 17, 2011)               |
| Penalty Yards    | 65   | vs SLU (Sep 24, 2011)               |
| Turnovers        | 3    | vs USF (Sep 17, 2011)               |
| Interceptions By | 3    | at Northwestern State (Oct 1, 2011) |
| Punts            | 6    | at Northwestern State (Oct 1, 2011) |
| Punting Avg      | 37.8 | vs SLU (Sep 24, 2011)               |
| Long Punt        | 44   | vs SLU (Sep 24, 2011)               |
| Punts inside 20  | 2    | vs USF (Sep 17, 2011)               |
| Long Punt Return | 68   | vs USF (Sep 17, 2011)               |

## McNeese Combined Team Statistics (as of Oct 02, 2011)

### Conference games

| Date           | Opponent              | Score   | Att.  | Record:        | Overall | Home | Away | Neutral |
|----------------|-----------------------|---------|-------|----------------|---------|------|------|---------|
| * Sep 24, 2011 | SLU                   | W 48-27 | 12455 | All games      | 2-0     | 1-0  | 1-0  | 0-0     |
| * Oct 1, 2011  | at Northwestern State | W 20-18 | 10532 | Conference     | 2-0     | 1-0  | 1-0  | 0-0     |
|                |                       |         |       | Non-Conference | 0-0     | 0-0  | 0-0  | 0-0     |

| Rushing          | gp | att | gain | loss | net | avg  | td | lg | avg/g |
|------------------|----|-----|------|------|-----|------|----|----|-------|
| Anderson, Andre  | 2  | 28  | 159  | 4    | 155 | 5.5  | 1  | 55 | 77.5  |
| Wiltz, Marcus    | 2  | 28  | 135  | 3    | 132 | 4.7  | 2  | 31 | 66.0  |
| Dodge, Riley     | 1  | 8   | 40   | 4    | 36  | 4.5  | 0  | 17 | 36.0  |
| Carey, Darius    | 2  | 4   | 25   | 0    | 25  | 6.2  | 0  | 12 | 12.5  |
| Babin, Champlain | 1  | 4   | 18   | 0    | 18  | 4.5  | 0  | 11 | 18.0  |
| Murray, Javaris  | 2  | 3   | 6    | 1    | 5   | 1.7  | 0  | 3  | 2.5   |
| Celestie, Ernest | 2  | 1   | 5    | 0    | 5   | 5.0  | 0  | 5  | 2.5   |
| TEAM             | 1  | 2   | 0    | 4    | -4  | -2.0 | 0  | 0  | -4.0  |
| Stroud, Cody     | 2  | 9   | 16   | 23   | -7  | -0.8 | 0  | 11 | -3.5  |
| Total            | 2  | 87  | 404  | 39   | 365 | 4.2  | 3  | 55 | 182.5 |
| Opponents        | 2  | 61  | 256  | 41   | 215 | 3.5  | 1  | 22 | 107.5 |

| Passing      | gp | effic  | comp-att-int | pct  | yds | td | lg | avg/g |
|--------------|----|--------|--------------|------|-----|----|----|-------|
| Stroud, Cody | 2  | 127.83 | 34-55-2      | 61.8 | 362 | 3  | 48 | 181.0 |
| Dodge, Riley | 1  | 129.52 | 2-5-0        | 40.0 | 14  | 1  | 13 | 14.0  |
| Total        | 2  | 127.97 | 36-60-2      | 60.0 | 376 | 4  | 48 | 188.0 |
| Opponents    | 2  | 107.91 | 38-75-5      | 50.7 | 473 | 4  | 64 | 236.5 |

| Receiving           | gp | no. | yds | avg  | td | lg | avg/g |
|---------------------|----|-----|-----|------|----|----|-------|
| Carey, Darius       | 2  | 10  | 110 | 11.0 | 1  | 27 | 55.0  |
| Celestie, Ernest    | 2  | 5   | 41  | 8.2  | 0  | 13 | 20.5  |
| Murray, Javaris     | 2  | 4   | 33  | 8.2  | 1  | 20 | 16.5  |
| Briscoe, Wes        | 2  | 3   | 80  | 26.7 | 0  | 48 | 40.0  |
| Anderson, Andre     | 2  | 3   | 20  | 6.7  | 0  | 11 | 10.0  |
| Edmonson, DeVionte' | 1  | 2   | 20  | 10.0 | 0  | 14 | 20.0  |
| Jordan, Josh        | 2  | 2   | 14  | 7.0  | 1  | 13 | 7.0   |
| Wiltz, Marcus       | 2  | 2   | 11  | 5.5  | 0  | 9  | 5.5   |
| Dixon, Damion       | 2  | 1   | 19  | 19.0 | 1  | 19 | 9.5   |
| Spencer, Diontae    | 1  | 1   | 13  | 13.0 | 0  | 13 | 13.0  |
| Myers, Kegan        | 1  | 1   | 6   | 6.0  | 0  | 6  | 6.0   |
| Turnage, Harold     | 1  | 1   | 5   | 5.0  | 0  | 5  | 5.0   |
| Reed, Tyler         | 1  | 1   | 4   | 4.0  | 0  | 4  | 4.0   |
| Total               | 2  | 36  | 376 | 10.4 | 4  | 48 | 188.0 |
| Opponents           | 2  | 38  | 473 | 12.4 | 4  | 64 | 236.5 |

| Field Goals | fg  | pct. | 01-19 | 20-29 | 30-39 | 40-49 | 50-99 | lg | blk |
|-------------|-----|------|-------|-------|-------|-------|-------|----|-----|
| Lewis, Josh | 4-5 | 80.0 | 0-0   | 2-2   | 1-1   | 1-2   | 0-0   | 47 | 0   |

| Scoring         | td | fg  | PAT  |      |     |      | dxp | saf | pts |
|-----------------|----|-----|------|------|-----|------|-----|-----|-----|
|                 |    |     | kick | rush | rcv | pass |     |     |     |
| Lewis, Josh     | -  | 4-5 | 8-8  | -    | -   | -    | -   | -   | 20  |
| Wiltz, Marcus   | 2  | -   | -    | -    | -   | -    | -   | -   | 12  |
| Narcisse, Joe   | 1  | -   | -    | -    | -   | -    | -   | -   | 6   |
| Murray, Javaris | 1  | -   | -    | -    | -   | -    | -   | -   | 6   |
| Anderson, Andre | 1  | -   | -    | -    | -   | -    | -   | -   | 6   |
| Dixon, Damion   | 1  | -   | -    | -    | -   | -    | -   | -   | 6   |
| Jordan, Josh    | 1  | -   | -    | -    | -   | -    | -   | -   | 6   |
| Carey, Darius   | 1  | -   | -    | -    | -   | -    | -   | -   | 6   |
| Total           | 8  | 4-5 | 8-8  | -    | -   | -    | -   | -   | 68  |
| Opponents       | 5  | 4-4 | 3-3  | -    | -   | 0-2  | -   | -   | 45  |

| Score by Quarters | 1st | 2nd | 3rd | 4th | OT | Total |
|-------------------|-----|-----|-----|-----|----|-------|
| McNeese           | 13  | 24  | 7   | 24  | 0  | 68    |
| Opponents         | 3   | 19  | 10  | 13  | 0  | 45    |

| Team Statistics         | MCN     | OPP     |
|-------------------------|---------|---------|
| FIRST DOWNS             | 38      | 33      |
| Rushing                 | 18      | 12      |
| Passing                 | 19      | 17      |
| Penalty                 | 1       | 4       |
| RUSHING YARDAGE         | 365     | 215     |
| Rushing Attempts        | 87      | 61      |
| Average Per Rush        | 4.2     | 3.5     |
| Average Per Game        | 182.5   | 107.5   |
| TDs Rushing             | 3       | 1       |
| PASSING YARDAGE         | 376     | 473     |
| Comp-Att-Int            | 36-60-2 | 38-75-5 |
| Average Per Pass        | 6.3     | 6.3     |
| Average Per Catch       | 10.4    | 12.4    |
| Average Per Game        | 188.0   | 236.5   |
| TDs Passing             | 4       | 4       |
| TOTAL OFFENSE           | 741     | 688     |
| Average Per Play        | 5.0     | 5.1     |
| Average Per Game        | 370.5   | 344.0   |
| KICK RETURNS: #-Yards   | 10-242  | 10-220  |
| PUNT RETURNS: #-Yards   | 2-3     | 1-2     |
| INT RETURNS: #-Yards    | 5-34    | 2-0     |
| FUMBLES-LOST            | 2-0     | 4-2     |
| PENALTIES-Yards         | 9-115   | 17-148  |
| PUNTS-AVG               | 10-32.5 | 9-35.8  |
| TIME OF POSSESSION/Game | 34:47   | 25:14   |
| 3RD-DOWN Conversions    | 14/33   | 11/29   |
| 4TH-DOWN Conversions    | 2/3     | 1/1     |

| Interceptions    | no. | yds | avg  | td | lg |
|------------------|-----|-----|------|----|----|
| Jenkins, Darrell | 2   | 4   | 2.0  | 0  | 4  |
| Narcisse, Joe    | 1   | 18  | 18.0 | 1  | 18 |
| Bronson, Malcolm | 1   | 0   | 0.0  | 0  | 0  |
| Jackson, Janzen  | 1   | 12  | 12.0 | 0  | 12 |

| Punting        | no. | yds | avg  | lg | tb | fc | i20 | 50+ | blk |
|----------------|-----|-----|------|----|----|----|-----|-----|-----|
| Bourgeois, Ben | 10  | 325 | 32.5 | 44 | 0  | 6  | 2   | 0   | 0   |

| Punt Returns  | no. | yds | avg  | td | lg |
|---------------|-----|-----|------|----|----|
| Carey, Darius | 2   | 3   | 1.5  | 0  | 4  |
| Total         | 2   | 3   | 1.5  | 0  | 4  |
| Opponents     | 1   | -2  | -2.0 | 0  | 0  |

| Kick Returns    | no. | yds | avg  | td | lg |
|-----------------|-----|-----|------|----|----|
| Carey, Darius   | 6   | 129 | 21.5 | 0  | 37 |
| Murray, Javaris | 4   | 113 | 28.2 | 0  | 46 |
| Total           | 10  | 242 | 24.2 | 0  | 46 |
| Opponents       | 10  | 220 | 22.0 | 0  | 67 |

| All Purpose     | g | rush | rcv | pr | kr  | ir | total | avg/g |
|-----------------|---|------|-----|----|-----|----|-------|-------|
| Carey, Darius   | 2 | 25   | 110 | 3  | 129 | 0  | 267   | 133.5 |
| Anderson, Andre | 2 | 155  | 20  | 0  | 0   | 0  | 175   | 87.5  |
| Murray, Javaris | 2 | 5    | 33  | 0  | 113 | 0  | 151   | 75.5  |
| Wiltz, Marcus   | 2 | 132  | 11  | 0  | 0   | 0  | 143   | 71.5  |
| Briscoe, Wes    | 2 | 0    | 80  | 0  | 0   | 0  | 80    | 40.0  |
| Total           | 2 | 365  | 376 | 3  | 242 | 34 | 1020  | 510.0 |
| Opponents       | 2 | 215  | 473 | -2 | 220 | 0  | 906   | 453.0 |

| Total Offense   | g | plays | rush | pass | total | avg/g |
|-----------------|---|-------|------|------|-------|-------|
| Stroud, Cody    | 2 | 64    | -7   | 362  | 355   | 177.5 |
| Anderson, Andre | 2 | 28    | 155  | 0    | 155   | 77.5  |
| Wiltz, Marcus   | 2 | 28    | 132  | 0    | 132   | 66.0  |
| Dodge, Riley    | 1 | 13    | 36   | 14   | 50    | 50.0  |
| Carey, Darius   | 2 | 4     | 25   | 0    | 25    | 12.5  |
| Total           | 2 | 147   | 365  | 376  | 741   | 370.5 |
| Opponents       | 2 | 136   | 215  | 473  | 688   | 344.0 |

**McNeese Overall Defensive Statistics (as of Oct 02, 2011)**  
**Conference games**

| ##        | Defensive Leaders | gp | Tackles |    |     | tfl/yds | Sacks  | Pass defense |      |     | Fumbles | blkd |      |
|-----------|-------------------|----|---------|----|-----|---------|--------|--------------|------|-----|---------|------|------|
|           |                   |    | ua      | a  | tot |         | no-yds | int-yds      | brup | qbh | rcv-yds | ff   | kick |
| 9         | Jenkins, Darrell  | 2  | 7       | 9  | 16  | .       | .      | 2-4          | 2    | 1   | .       | .    | .    |
| 34        | Bronson, Malcolm  | 2  | 11      | 4  | 15  | .       | .      | 1-0          | 5    | .   | .       | .    | .    |
| 51        | Thompson, Deonte  | 2  | 12      | 2  | 14  | 3-10    | .      | .            | 1    | 1   | .       | 1    | .    |
| 13        | Butler, Kentrel   | 2  | 6       | 7  | 13  | .       | .      | .            | .    | .   | .       | .    | .    |
| 7         | Robinson, Brandon | 2  | 8       | 3  | 11  | 1-1     | .      | .            | 1    | .   | .       | .    | .    |
| 45        | Narcisse, Joe     | 2  | 5       | 5  | 10  | 4-19    | 1-8    | 1-18         | 1    | .   | .       | .    | .    |
| 57        | Lighten, Desmond  | 2  | 6       | 3  | 9   | 1-2     | 1-2    | .            | .    | 2   | 1-0     | .    | .    |
| 8         | Thomas, Seth      | 2  | 6       | 3  | 9   | 2-11    | 1-8    | .            | 1    | .   | .       | .    | .    |
| 99        | Loveless, Chris   | 2  | 4       | 4  | 8   | .       | .      | .            | .    | 1   | .       | .    | .    |
| 41        | Dobbs, Hayden     | 2  | 8       | .  | 8   | 1-1     | .      | .            | 1    | .   | .       | .    | .    |
| 12        | Jackson, Janzen   | 2  | 5       | 3  | 8   | .       | .      | 1-12         | 1    | .   | .       | .    | .    |
| 90        | Williams, Pat     | 2  | 1       | 5  | 6   | 1-1     | .      | .            | .    | 2   | 1-0     | .    | .    |
| 32        | Cahee, Terence    | 2  | 2       | 1  | 3   | .       | .      | .            | .    | .   | .       | .    | .    |
| 5         | Raggett, Chris    | 2  | 2       | 1  | 3   | .       | .      | .            | 1    | .   | .       | .    | .    |
| 98        | Ware, Michael     | 2  | 2       | 1  | 3   | .       | .      | .            | .    | 1   | .       | .    | .    |
| 56        | Breaux, Justin    | 2  | 1       | 2  | 3   | 1-4     | .      | .            | .    | 3   | .       | 1    | .    |
| 1         | Smesny, Ford      | 1  | 2       | 1  | 3   | .       | .      | .            | .    | .   | .       | .    | .    |
| 21        | Sam, Aaron        | 1  | 1       | 1  | 2   | .       | .      | .            | .    | .   | .       | .    | .    |
| 75        | Dorn, Kevin       | 2  | 1       | 1  | 2   | .       | .      | .            | .    | .   | .       | .    | .    |
| 93        | LeBlanc, Eric     | 2  | 2       | .  | 2   | .       | .      | .            | .    | 1   | .       | .    | .    |
| 58        | Fontenot, Orrin   | 1  | 2       | .  | 2   | .       | .      | .            | .    | .   | .       | .    | .    |
| 10        | Durham, London    | 2  | 1       | 1  | 2   | .       | .      | .            | 4    | .   | .       | .    | .    |
| 94        | Ellefsen, Everett | 1  | 1       | .  | 1   | .       | .      | .            | .    | .   | .       | .    | .    |
| 20        | Hemenway, Shelby  | 2  | .       | 1  | 1   | .       | .      | .            | .    | .   | .       | .    | 1    |
| 36        | Papion, Eric      | 1  | .       | 1  | 1   | .       | .      | .            | .    | .   | .       | .    | .    |
| 52        | Middleton, Correy | 2  | .       | 1  | 1   | .       | .      | .            | .    | .   | .       | .    | .    |
| 87        | Mitchell, Deajon  | 2  | 1       | .  | 1   | .       | .      | .            | .    | .   | .       | .    | .    |
| 96        | Hunter, Danyel    | 2  | 1       | .  | 1   | .       | .      | .            | .    | .   | .       | .    | .    |
| 38        | Bronson, Ryan     | 1  | .       | 1  | 1   | .       | .      | .            | .    | .   | .       | .    | .    |
| 31        | Peterson, Kyle    | 1  | 1       | .  | 1   | .       | .      | .            | .    | .   | .       | .    | .    |
| 6         | Morgan, Guy       | 2  | 1       | .  | 1   | .       | .      | .            | .    | .   | .       | .    | .    |
| Total     |                   | 2  | 100     | 61 | 161 | 14-49   | 3-18   | 5-34         | 18   | 12  | 2-0     | 2    | 1    |
| Opponents |                   | 2  | 84      | 80 | 164 | 17-36   | 4-23   | 2-0          | 5    | 7   | .       | 1    | .    |