

LONGWOOD

BASEBALL

Games 4-6 | Longwood vs. Niagara | Farmville, Va. | February 23-25 | 4 p.m. | 2 p.m. | 12 p.m.
Buddy Bolding Stadium

2018 Schedule

F 16	at Auburn	L 6-0
F 17	at Auburn	L 25-1
F 18	at Auburn	L 3-0
F 23	VS. NIAGARA	4 P.M.
F 24	VS. NIAGARA	2 P.M.
F 25	VS. NIAGARA	12 P.M.
F 28	VS. N.C. CENTRAL	4 P.M.
M 2	at USC Upstate	4 p.m.
M 3	at USC Upstate	2 p.m.
M 4	at USC Upstate	1 p.m.
M 6	at N.C. Central	6 p.m.
M 7	at Duke	4 p.m.
M 9	VS. IONA	4 P.M.
M 10	VS. IONA	2 P.M.
M 11	VS. IONA	12 P.M.
M 13	VS. LAFAYETTE	5 P.M.
M 16	*VS. HIGH POINT	6 P.M.
M 17	*VS. HIGH POINT	4 P.M.
M 18	*VS. HIGH POINT	2 P.M.
M 20	VS. NORFOLK STATE	5 P.M.
M 23	*at Winthrop	6 p.m.
M 24	*at Winthrop	3 p.m.
M 25	*at Winthrop	2 p.m.
M 27	at Virginia	6 p.m.
M 29	*at Charleston Southern	6 p.m.
M 30	*at Charleston Southern	6 p.m.
M 31	*at Charleston Southern	2 p.m.
A 3	VS. VMI	6 P.M.
A 4	VS. GEORGE MASON	6 P.M.
A 6	*VS. RADFORD	6 P.M.
A 7	*VS. RADFORD	4 P.M.
A 8	*VS. RADFORD	2 P.M.
A 10	at VMI	6 p.m.
A 13	*VS. UNC ASHEVILLE	6 P.M.
A 14	*VS. UNC ASHEVILLE	4 P.M.
A 15	*VS. UNC ASHEVILLE	2 P.M.
A 17	VS. JAMES MADISON	6 P.M.
A 20	*VS. CAMPBELL	6 P.M.
A 21	*VS. CAMPBELL	3 P.M.
A 22	*VS. CAMPBELL	2 P.M.
A 24	at VCU	6:30 p.m.
A 27	*at Liberty	6 p.m.
A 28	*at Liberty	4 p.m.
A 29	*at Liberty	2 p.m.
M 1	at Norfolk State	5 p.m.
M 5	at Navy	TBA
M 6	at Navy (DH)	12 p.m.
M 9	VS. RICHMOND	6 P.M.
M 11	*at Presbyterian	3 p.m.
M 12	*at Presbyterian	2 p.m.
M 13	*at Presbyterian	1 p.m.
M 15	at James Madison	6 p.m.
M 17	*VS. GARDNER-WEBB	6 P.M.
M 18	*VS. GARDNER-WEBB	6 P.M.
M 19	*VS. GARDNER-WEBB	4 P.M.
M 22-26	Big South Championship	#TBD
#Lynchburg, Va.		
Home games in BOLD CAPS		
*Big South Game		

Longwood Lancers (Big South)

(0-3, 0-0)

Head Coach: Ryan Mau
 Mau's Record: 73-98 (4th year)
 -- At Longwood: Same
 In the Polls: BA: N/A D1: N/A CB: N/A RPI: N/A NCBWA: N/A
 Current Streak: L3
 2017: 19-34, 7-17



Niagara Purple Eagles (MAAC)

(0-0, 0-0)

Head Coach: Rob McCoy
 McCoy's Record: 153-302-3 (10th year)
 -- At Niagara: 60-59 (10th year)
 In the Polls: BA: N/A D1: N/A CB: N/A RPI: N/A NCBWA: N/A
 Current Streak: N/A
 2017: 24-24, 12-12



PITCHING PROBABLES (2017 Stats For Niagara)

Friday	Saturday	Sunday
LWU: 13 - Steven Farkas Jr. LHP 0-1 5.40	LWU: 24 - Michael Catlin Sr. LHP 0-1 6.23	LWU: 44- Cody Boydston Jr. RHP 0-1 40.50
VS.	VS.	VS.
NU: 2 - Cody Eckerson R-Sr. LHP 6-2 2.29	NU: TBA	NU: TBA

LANCER LEADOFF

- Longwood opened the season on the road at Auburn. Against the SEC squad the Lancers battled in the series, though the Tigers took all three games.
- Longwood was led in hitting by Nate Blakeney, who was 3-for-10 over the weekend and picked up Longwood's lone RBI. Also being hit by pitch twice, Blakeney reached safely five times.
- 11 Lancers made their team debuts at Auburn, four of whom are new starters.
- Longwood opens the home slate with Niagara, a team Longwood last faced in a four-game series in Farmville in 2012.
- Niagara went 24-24 in 2017 with an impressive ranked win against then-12th ranked Virginia.
- This weekend's opening series marks the beginning of the 24th season for Longwood baseball at Buddy Bolding Stadium, renamed for the school's legendary coach in 2009.

THE PROJECTED ALIGNMENT

Pos.	Name	Cl.	B-T	AVG.	HR	RBI	Notes
C	Mac McCafferty	RSr.	L-R	.000	0	0	Started all three games over the weekend
1B	Justin Mitchell	Sr.	L-L	.100	0	0	Singled and drew a walk at Auburn
2B	Eli Mercado	Jr.	L-R	.125	0	0	Scored Longwood's lone run on Saturday
3B	Nate Blakeney	So.	R-R	.300	0	1	Drove in run on RBI single in Saturday's game
SS	Antwaun Tucker	So.	R-R	.091	0	0	Starting at SS after starting in LF last season
RF	Ryan Shull	Sr.	L-R	.100	0	0	Picked up team's lone extra-base hit on 2B Friday
CF	Sammy Miller	Sr.	R-R	.100	0	0	Longwood's lead-off hitter and captain
LF	Jawan McAllister	RJr.	R-R	.250	0	0	2-for-3 in Sunday's game with an outfield assist
DH	Jack Schnell	Fr.	L-R	.125	0	0	Picked up first career hit Sunday



@LongwoodBase



LongwoodLancers



2018 Longwood Baseball

SIZING UP THE SERIES



Meetings Number 9-11

All-Time Record Vs. Niagara 3-5
Last Meeting W 13-9, March 11, 2012



	Stats (2017 for Niagara)	
.144	Batting Avg.	.263
.356	Opponent Batting Avg.	.244
0.33	Runs Per Game	5.73
4.33	Hits Per Game	8.90
1.67	Walks Drawn Per Game	4.23
12.75	Earned Run Avg.	4.43
0.33	Opponent ERA	4.36
7.00	Pitcher Strikeouts Per Game	7.54
10.67	Batter Strikeouts Per Game	8.00
6.67	Walks Issued Per Game	4.19

SCOUTING NIAGARA

- Longwood and Niagara are meeting for a three-game series for the first matchup since the two teams played a four-game set in Farmville in 2012.
- Niagara took the first three games of the series and led 9-8 in the eighth inning of the final game, but the Lancers rallied for five runs in the bottom of the eighth inning to take the series finale.
- The 2017 Niagara Purple Eagles finished 24-24, 12-12 in the MAAC, and had four all-conference selections, led by MAAC Rookie of the Year, Matthew Brash. Two players, Daniel Procopio and Tanner Kirwer, were selected in the MLB Draft.
- The returning leading hitter is redshirt senior outfielder Trevor McCauley, who hit .367 with a pair of homers and 29 RBI, posting a team-high .500 slugging percentage in 2017.
- Sophomore first baseman and outfielder Peter Battaglia led the team with four home runs and 48 RBI a season ago.
- Niagara returns three .300 hitters, as junior infielder Greg Cullen hit .341 in 2017.
- Heading up the rotation is Cody Eckerson, a senior left-hander, who posted a 2.29 ERA with a 6-2 record in 2017.
- Sophomore righty Nate Mascellino posted a 2.67 ERA in 16 appearances, eight starts, last season.
- Brash went 5-1 with a 2.79 ERA in 2017 with a team-high 63 strikeouts in a team-leading 77.1 innings pitched.

FRIDAY NIGHT LIGHTS OUT

- Junior left-hander Steven Farkas took to the mound at Auburn as the opening-day starter for the Lancers. Against the SEC opponent Farkas went 5.0 innings with three runs allowed on six hits and three walks with four strikeouts. The game was Farkas' first career Friday-night start, taking over for Cody Wager, who started six of 13 series-opening games.
- Among the rotation, Zach Potojecki is the only to have starting experience in the "ace" spot during the first game of a weekend series.
- In Potojecki's one Friday night start, at Savannah State in 2017, Potojecki tossed 6.2 shutout innings with a career-high 13 strikeouts, one shy of the school record.
- Each of the previous three seasons, Longwood's Friday night starter has been a bona fide ace as the team's leader in both ERA and strikeouts.
- In 2015 Aaron Myers posted a 3.64 ERA and struck out 115 batters in his senior year, starting the first game of each series.
- For the 2016 season Travis Burnette posted a 2.35 ERA and struck out 85 batters, holding down the Friday night starting job for the entirety of the season.
- In 2017 Cody Wager was selected to the All-Big South Second Team after leading the conference with 91 strikeouts, posting a 3.54 ERA with a pair of complete games, and starting the first game of Longwood's weekend series six of 13 times.

University

Name	Longwood University
City/Zip	Farmville, VA 23909
Founded	1839
Enrollment (Undergraduate)	4,507
Nickname	Lancers
Colors	Navy Blue (PMS 282) & White
Fight Song	Hail to Longwood U!
Affiliation	NCAA Division I
Conference	Big South
President	W. Taylor Reveley IV
Alma Mater	Princeton
Director of Athletics	Troy Austin
Alma Mater	Duke
Athletics Phone	(434) 395-2057
Tickets Phone	(434) 395-2138
Website	www.LongwoodLancers.com
Athletics Twitter	@LongwoodLancers
Baseball Twitter	@LongwoodBase

Program History

Seasons of Baseball	41
First Season	1978
All-Time Record	1089-692-4 (.610)
Division I Eligible	2008-Present
Division I Record (Seasons)	278-381-1 (11)
NCAA Division II Tournament Appearances	6
Division II World Series	1982, 1991

Team Information

2017 Overall Record	19-34
Big South Record/Finish	7-17/10th
Home Record	9-14
Away Record	10-20
Neutral Record	0-0
Starters Returning/Lost	7/3
Pitchers Returning/Lost	9/5
Letterwinners R/L	22/9
Newcomers	13

Athletics Communications

Baseball Contact	Darius Thigpen
Office	(434) 395-2345
Cell	(813) 299-7578
Email	thigpendm@longwood.edu
Asst. VP/Athletics Comm.	Chris Cook
Office	(434) 395-2718
Cell	(434) 808-5127
Email	cookcc@longwood.edu
Asst. Director of Comm.	Todd Lindenmuth
Office	(434) 395-2716
Email	lindenmuthwt@longwood.edu
Mailing Address	201 High Street
	Farmville, VA 23909-1899
Office Fax	(434) 395-2568

Longwood's Record When

Overall	0-3
Conference	0-0
Home	0-0
Away	0-3
Neutral	0-0
Current Streak	L3
Last 5	0-3
Last 10	0-3

Situational

LWU scores first	0-0
Opp. scores first	0-3
LWU scores in 1st inning	0-0
Opp. scores in 1st inning	0-1
LWU scores 3+ runs	0-0
LWU scores 2 runs or less	0-3
LWU leads after 7 innings	0-0
LWU leads after 8 innings	0-0
LWU trails after 7 innings	0-3
LWU trails after 8 innings	0-3
Game tied after 7 innings	0-0
Game tied after 8 innings	0-0
Extra innings	0-0
1-run games	0-0
2-run games	0-0
Games decided by 5+ runs	0-3
More hits than opponent	0-0
Fewer hits than opponent	0-3
Hits are tied	0-0
LWU has 10+ hits	0-0
Opp. has 10+ hits	0-1
LWU hits a home run	0-0
Opp. hits a home run	0-1
LWU hits 2+ home runs	0-0
Opp. hits 2+ home runs	0-1
LWU quality start	0-0
LWU commits no errors	0-2
Opp. commits no errors	0-3

By Day

Sunday	0-1
Monday	0-0
Tuesday	0-0
Wednesday	0-0
Thursday	0-0
Friday	0-1
Saturday	0-1
Day Games	0-3
Night Games	0-0
Doubleheaders	0-0

By Month

February	0-3
March	0-0
April	0-0
May	0-0

GOT HEEM

- Zach Potojecki struck out a career-best 13 batters at Savannah State on 3/3/17, one shy of the school record for a single game. Potojecki was second on the team with three 10-strikeout games.
- Cody Wager struck out 10 batters at UNC Wilmington 3/11/17 and was magical again with 10 strikeouts in 8.1 shutout innings vs. Charleston Southern 3/18/17, taking a no-hitter two outs into the eighth. Wager then struck out a career-high 13 batters in a complete game win against Presbyterian 4/13/17. Wager led the squad with four 10-strikeout games.
- Longwood led the Big South with 511 punchouts, breaking the previous school D-I record of 440 in 2015.
- Wager led the Big South with 91 strikeouts and Potojecki was third with 82. Potojecki was 16th in the nation with 11.71 strikeouts per nine innings, right behind Auburn's Casey Mize (11.73).
- Longwood was 3rd in the country with 9.9 strikeouts per nine innings as a team.

SAMMY THE SPARK

- Senior outfielder Sammy Miller was great in the lead-off role in 2017, reaching base at a rate of .382 (26-for-68) when leading off an inning. Miller finished third in the conference with 22 steals.

CAT DADDY!

- Longwood senior left-hander Michael Catlin returns as one of Longwood's go-to arms, having served in virtually every role for the pitching staff in his career.
- In 2017 the bullpen ace tied for the team his with 22 appearances, which included to starts, two saves, and five relief outings that of at least 3.0 innings.

IRON MIKE

- Michael Osinski got off to a hot start and led the Big South in RBI for the first two months of 2017. Osinski led the team with 36 RBI last season.
- Osinski was the starting shortstop for three years before being selected by the Boston Red Sox in the 31st Round of the 2017 MLB Draft. Osinski is the 10th Longwood player drafted and first since Kyri Washington, who was taken by Boston in the 23rd round in 2015.

SO FRESH AND SO CLEAN!

- Freshman outfielder Antwaun Tucker won two Big South Freshman of the Week Awards in 2017, the first on April 24, 2017 and the second on May 15, 2017.
- In the week starting 4/17/17, Tucker hit .375 with two home runs, picked up four RBI, and stole three bases.
- On 4/21/17 Tucker hit a game-tying homer to lead off the bottom of the ninth inning in Longwood's walk-off win against Winthrop.
- In the week beginning 5/8 Tucker hit .400 with a 1.038 OPS and six runs scored.
- In 2018 Tucker makes the move from left field to shortstop, replacing Osinski.

BAPTIZED IN FIRE

- 11 Lancers made their Longwood debuts over the weekend at Auburn, with eight freshmen and three transfers getting into the action on the road against an SEC opponent.
- Junior outfielder Jawan McAllister, a transfer from Pittsburgh, made his Longwood debut, starting all three games and going 2-for-8 in the series.
- Eli Mercado, a transfer from Olive-Harvey College, started all three games in the weekend series and scored Longwood's lone run Saturday.
- Freshman outfielder Jack Schnell picked up his first career hit at Auburn, starting all three games on the weekend.
- Junior outfielder Eric Crain, a transfer from Morehead State, picked up three at-bats off the bench at Auburn.
- Freshman outfielder Jake Jansen entered Saturday's game as a defensive replacement and picked up his first career at-bat against Auburn pitching.
- Freshman right-hander Tyler Knapp made his Longwood debut out of the bullpen Saturday, tossing a scoreless inning in relief.
- Freshman righty Tommy Green was called upon Friday and struck out five batters in 2.0 innings of work.
- Freshman right-hander Maceo Campbell made his collegiate debut Saturday at Auburn, lasting 1.2 innings.

BAPTIZED IN FIRE (CONT)

- Todd Moxey, a freshman right-hander, made his first career appearance Saturday at Auburn.
- Freshman southpaw Daniel Brandon made his Longwood debut on the road at Auburn in Saturday's game two.

CALL FROM THE HALL

- It was hardly a bold move when legendary Longwood baseball coach Charles "Buddy" Bolding was inducted into the Longwood Athletics Hall of Fame February 3, 2018, becoming the sixth representative of Longwood baseball to join the Hall of Fame.
- Coach Bolding's name is synonymous with Longwood baseball, having built the program from the ground and carrying the flag as Longwood transitioned from Division III all the way to its first season in the Big South in 2013, his final at the helm.
- Bolding amassed a 953-544-4 record during his career as head coach and took Longwood to the Division II College World Series in 1982 and again in 1992. Under Bolding Longwood made six NCAA Division II Regionals. His 953 career wins are the most of any Longwood coach in nearly 100 years of athletics history.
- During Bolding's 35-year tenure he coached five All-Americans, nine Major League Baseball Draft Picks, and six Virginia College Players of the Year. The program also produced four Academic All-Americans during Bolding's career, which are also the most of any Longwood program.
- Bolding joins five other Longwood baseball honorees in the Longwood Athletics Hall of Fame.
- Michael Tucker, uncle of Antwaun Tucker, was inducted in 2005.
- Dennis Hale was inducted in 2007.
- The entire 1991 College World Series team was inducted in 2011.
- Kelvin Davis was inducted in 2016.
- The entire 1982 College World Series team was also inducted in 2016.
- Bolding, after whom the Longwood baseball stadium was named in 2009, is retired to Roanoke, Va., where he lives with his wife, Andrea.

#WINNING

- Sophomores Nate Blakeney, Tyler Morgan, John Gregory, and Joey Mendez all won state championships in 2016, their senior seasons in high school.
- Blakeney led Wesleyan Christian Academy (High Point, N.C.) to the NCISAA 3-A State Championship with a 2-for-3 game and grand slam in the title game. Blakeney was an all-area first team selection by the Greensboro News & Record.
- Morgan picked up the save in Hanover's (Mechanicsburg, Va.) 13-12 title game win to clinch the Virginia 4A State Championship.
- Gregory, Morgan's teammate at Hanover, went 2-for-4 with an RBI in the title game and was an all-conference first team selection in the regular season.
- Mendez, an all-state preseason selection at Riverdale Baptist (Upper Marlboro, Md.), led the team to its second consecutive NACA Division I Championship.

BREAKING RECORDS

- Longwood had a number of records set in 2016, winning 32 games, 14 in conference, and 21 at home, all the most since Longwood became a full-time Division I participant in 2008. Longwood's second-place finish is the best since joining the Big South in 2013.
- Alex Lewis set the record for hits in a season (86) in 2016.
- As a team Longwood set the single-season school records for hits (540) and fielding percentage (.966) in 2016.
- In 2017 Longwood set the school record with strikeouts, punching out 511 batters for the year.

Big South Standings

Team	Overall	Conference
1. Liberty	3-0	0-0
2. Gardner-Webb	3-1	0-0
3. Radford	2-1	0-0
4. Presbyterian	2-2	0-0
5. UNC Asheville	1-2	0-0
6. Charleston Southern	1-2	0-0
7. Longwood	0-3	0-0
8. Winthrop	0-3	0-0
9. Campbell	0-3	0-0
10. High Point	0-4	0-0

Fielding Percentage

1. Campbell	.992
2. Liberty	.992
3. Longwood	.989
4. Winthrop	.980
5. High Point	.979
6. Gardner-Webb	.977
7. Radford	.973
8. Presbyterian	.972
9. Charleston Southern	.972
10. UNC Asheville	.970

Batters Struck Out

1. High Point	46
2. Charleston Southern	37
3. Presbyterian	37
4. Liberty	32
5. Gardner-Webb	30
6. UNC Asheville	28
7. Campbell	23
8. Longwood	21
9. Winthrop	21
10. Radford	14

Strikeouts Looking

1. Presbyterian	14
2. High Point	14
3. Gardner-Webb	13
4. Charleston Southern	12
5. Longwood	8
6. Campbell	8
7. Liberty	8
8. UNC Asheville	7
9. Winthrop	5
10. Radford	4

KEEPING UP WITH LONGWOOD

• Longwood will play select home and road games on the Big South Network in 2018. Four regular season games and the entire conference tournament will be on radio on WVHL 92.9 FM Farmville, with third-year play-by-play man Darius Thigpen calling the action.

WHERE ARE THEY NOW?

• Former Lancer stars right-handed pitcher Aaron Myers, outfielder Kyri Washington, and Michael Osinski each left their marks on the Longwood baseball program with Osinski leading the 2017 team in hitting, Washington leading the Big South in home runs in 2015, and Myers setting the Longwood school records in strikeouts, saves, and innings pitched. Each player has moved on to play professional baseball, where they join former Lancer arm, right-handed pitcher Mark Montgomery.

• Myers was promoted prior to the start of the season and begins 2017 with the Wisconsin Timber Rattlers, the Class A (Low-A) affiliate of the Brewers.

• Myers is in his third season in the organization after signing as a non-drafted free agent in 2015. Myers pitched with the Rookie League AZL Brewers in 2015 and posted a 1.74 ERA in seven appearances out of the bullpen and picked up three saves in three opportunities with 14 strikeouts and no walks across 10.1 innings of work. In 2016 Myers went 4-1 with a 1.44 ERA across 43.2 innings pitched with 55 strikeouts to 11 walks. The right-hander began with the AZL Brewers and was called up to the Helena Brewers of the Pioneer League, where he spent the majority of his season. With the Helena Brewers Myers went 3-1 in 11 appearances with a 1.38 ERA and struck out 44 batters with seven walks in 32.2 innings pitched.

• The Newport News, Va., native finished his Longwood career with a 2.93 ERA across 338.0 career innings with 319 strikeouts to just 113 walks.

• Washington, the number 22 prospect in the Red Sox system according to MLB Pipeline, was promoted to the Class A Advanced Salem Red Sox before the start of the season and sits

one level below Double-A.

• Washington only played three years at Longwood, but made a strong impact and was drafted by the Boston Red Sox in the 23rd round of the 2015 draft. Washington began his pro career in Rookie Ball with the GCL Red Sox before making it to Short Season A-Ball with the Lowell Spinners. Between the two levels Washington hit .263 with nine doubles, one triple, 22 RBI, and his first professional home run in 2015.

• In 2016 Washington had massive success with the Greenville Drive of the South Atlantic League, where he spent the entire season. Washington was voted Greenville Drive player of the year after hitting .262 with 16 home runs, 45 extra-base hits, and 73 RBI in 103 games played. In his first full professional season Washington ended the season with a .487 slugging percentage and .810 OPS.

• The Prospect, Va., native hit .263 with 28 career home runs, 44 doubles, two triples and 123 career RBI for the Blue & White.

• Montgomery signed a minor league deal with the St. Louis Cardinals April 3 and begins the season in Triple-A with the Memphis Redbirds.

• Montgomery, a native of Williamsburg, Va., spent his first six years in the New York Yankees organization after the Yankees took him in the 11th round of the 2011 draft. Montgomery posted a 2.56 ERA in 33 appearances, all out of the bullpen, between Triple-A Scranton/Wilkes-Barre and Double-A Trenton in 2016 and owns a career 2.33 ERA. Montgomery struck out 63 batters with 22 walks in 45.2 innings of work in 2016 and was a part of the Triple-A Champion Scranton/Wilkes-Barre RailRiders.

• Osinski was drafted by the Boston Red Sox in 2017, Boston's 31st-round pick in the June First-Year Player Draft. After just three games in the Gulf Coast League, the rookie received his first professional advancement on July 2.

• Osinski was a consistent player at Longwood, hitting .298 in three seasons, playing 163 games with 161 starts as the everyday shortstop for the Lancers. Osinski made the 2016 Big South All-Tournament team and was

selected to Perfect Game's 2017 All-Big South Preseason Team. Osinski led Longwood with a .308 batting average, 14 doubles, and 36 RBI in his junior season.

• In his first professional season, Osinski hit .259 in 44 games with 11 extra-base hits and 14 RBI. Osinski was a .261 hitter with Lowell after becoming an everyday player in the New York-Penn League.

WELCOME TO THE WOOD!

• The Lancers added seven freshmen to the roster for 2017, highlighting one of the deepest recruiting classes under fourth-year head coach Ryan Mau.

• Mau's third full recruiting class features three players from the Virginia and Washington, D.C., area including the top player from the D.C. area, right-hander Maceo Campbell. Right-handed pitchers Tommy Green and Tyler Knapp round out the haul of local talent, while left-handed pitcher Daniel Brandon (West Virginia), outfielder Jack Schnell (New York), Todd Moxey (Pennsylvania), and infielder Kaleb Fold (Ohio) represent four other states to bring a larger national presence to the signing class.

30 FOR 30

• Longwood placed around the top 30 in several statistical categories in the NCAA during the 2017 season.

NCAA • Team Strikeouts Per 9 Inn.

Rank	K/9
3. Longwood	9.9

NCAA • Strikeouts Per 9 Inn.

Rank	K/9
16. Zach Potojecki	11.71

NCAA • Triples

Rank	Triples
7. Antwaun Tucker	7

NCAA • Stolen Bases

Rank	Steals
35. Sammy Miller	22

NCAA • Stolen Bases Per Game

Rank	Steals Per Game
24. Sammy Miller	.45

NUMERICAL ROSTER

No.	Name	Pos.	Ht./Wt.	Cl.	B/T	Hometown / High School	Previous School
1	Eli Mercado	SS/2B	5-6/150	Jr.	R/R	Chicago, Ill. / William Howard Taft	Olive-Harvey College (Ill.)
2	Antwaun Tucker	SS	5-9/160	So.	R/R	Chase City, Va. / Bluestone	
3	Justin Mitchell	1B/OF	6-2/210	Sr.	L/L	Alpine, Calif. / Granite Hills	Grossmont CC (Calif.)
4	Joey Mendez	C	5-11/210	So.	R/R	Leesburg, Va. / Riverdale Baptist	
5	Eric Crain	OF	6-2/195	R-Jr.	L/R	Richmond, Va. / Deep Run	Morehead State (Ky.)
6	Sammy Miller	OF	6-0/180	Sr.	R/R	Shrewsbury, Pa. / Susquehannock	
7	Nate Blakeney	IF	6-0/210	Fr.	R/R	Archdale, N.C. / Wesleyan Christian Academy	
8	Scott Carter	OF	5-11/175	So.	R/R	Rockville, Va. / Goochland	
9	Jawan McAllister	OF	5-10/185	R-Jr.	R/R	Philadelphia, Pa. / St. Joseph's Prep School	Pittsburgh (Pa.)
10	John Gregory	LHP/1B	6-3/205	So.	L/L	Mechanicsville, Va. / Hanover	
11	Kaleb Ford	INF	6-0/215	Fr.	R/R	Fairfield, Ohio / Fairfield	
12	Mac McCafferty	C	6-2/240	R-Sr.	L/R	Stevens, Pa. / Lancaster Catholic	
13	Steven Farkas	LHP	5-10/200	Jr.	R/L	Huntersville, N.C. / Lake Norman	
15	Maceo Campbell	RHP	5-11/205	Fr.	R/R	Washington, D.C. / Bishop McNamara	
17	Tyler Morgan	RHP	5-9/180	So.	R/R	Ashland, Va. / Hanover	
18	Grant Keller	3B/OF	6-0/180	So.	R/R	Midlothian, Va. / Midlothian	
19	Nick Fuchs	RHP	6-1/160	Jr.	R/R	Transfer, Pa. / Reynolds	Gannon University (Pa.)
21	Carlos Garrido	C	5-10/200	Jr.	L/R	Trumbull, Conn. / Trumbull	
22	Andrew Corbitt	RHP	5-11/225	Sr.	R/R	Powhatan, Va. / Powhatan	South Georgia St. College (Ga.)
23	Ryan Shull	OF	6-1/190	Sr.	L/R	Mount Pleasant, Iowa / Pella	Indian Hills CC (Iowa)
24	Michael Catlin	LHP	6-4/215	Sr.	L/L	New Market, Md. / Oakdale	
26	Tommy Green	RHP	6-2/190	Fr.	R/R	Virginia Beach, Va. / First Colonial	
27	Tyler Knapp	RHP	6-3/230	Fr.	R/R	Newport News, Va. / Menchville	
29	Daniel Brandon	LHP	6-0/190	Fr.	L/L	Kenova, W. Va., Spring Valley	
30	Tyler Mahone	1B/C	6-0/195	Fr.	L/R	Charlottesville, Va. / The Covenant School	
31	Jon Peterson	LHP	6-0/190	Jr.	L/L	Lancaster, Pa. / Hempfield	
32	Jack Schnell	OF	5-9/180	Fr.	L/L	Suffern, N.Y. / Suffern	
33	Eric Harp	RHP	6-9/225	Jr.	R/R	Yorktown, Va. / York	
34	Todd Moxey	RHP	6-2/180	Fr.	R/R	Emmaus, Pa. / Emmaus	
35	Nathan Iskowitz	C	6-3/210	So.	R/R	Chesterfield, Va. / Clover Hill	
36	Dominic Diaz	RHP	6-3/190	Fr.	R/R	Miami, Fla. / Christopher Columbus	
37	Andrew Motley	UTL/RHP	6-0/160	Fr.	R/R	Newport News, Va. / Menchville	
44	Cody Boydston	RHP	6-2/215	Jr.	R/R	Chester, Va. / Thomas Dale	
45	Zach Potojecki	RHP	5-11/215	Sr.	R/R	Danville, Va. / Chatham	
54	Jake Jansen	OF	6-0/175	Fr.	R/R	Gainesville, Va. / Patriot	

COACHING STAFF

Name	Title	Year	Alma Mater
25 Ryan Mau	Head Coach	Fourth Season	College of Charleston, '00
Evan Wells	Assistant Coach	First Season	Gonzaga, '09
Daniel Wood	Assistant Coach	Fourth Season	Tennessee Wesleyan College, '10
Garrett Lovorn	Assistant Coach	First Season	Clemson, '16

PRONUNCIATION GUIDE

MACEO Campbell	MAY-see-oh	Michael CATLIN	CAT-lin
Zach POTOJECKI	POE-tuh-jeck-ee	Nick Fuchs	FEW-ks
Carlos GARRIDO	gar-REE-dough	Steven FARKAS	FAR-kiss
Nathan ISKOWITZ	IS-co-WITZ	Cody BOYDSTUN	boyd-STUN
Dominic DIAZ	Dee-az	Ryan MAU	m-OW (rhymes w/ now)

LANCERS AT THE PLATE

Left	Switch	Right
Gregory	N/A	Mercado
McCafferty		Motley
Mitchell		Jansen
Garrido		Mendez
Peterson		Miller
Crain		Ford
Shull		Carter
Mahone		McAllister
		Blakeney
		Tucker
		Iskowitz

Multi-Hit Games

Name	2	3	4	5+	Total
Nate Blakeney	1	-	-	-	1
Jawan McAllister	1	-	-	-	1
TOTAL	2	-	-	-	2

STREAKING

Active hitting streaks

Name	Game Started	Games
------	--------------	-------

STREAKING

Active on-base streaks

Name	Game Started	Games
Joey Mendez	vs. N.C. Central (4/11/2017)	5

Extra-Base Hits

Name	2B	3B	HR	Total
Ryan Shull	1	-	-	1
TOTAL	1	-	-	1

Multi-RBI Games

Home Run Tracker

Name (Date of last HR)	Total	Solo	2R	3R	GS	7th inn. or later	Game-Tying	Go-Ahead/Game-Winning
------------------------	-------	------	----	----	----	-------------------	------------	-----------------------


THE BATTERS' EYE

SLUGGER SPOTLIGHT

7 Nate Blakeney

So. | IF | R/R | 6-0 | 210 | Archdale, N.C.

- Went 3-for-10 in the series at Auburn, driving in a run.
- 1-for-3 and was hit by pitch in Friday's season-opener at Auburn.
- Was 2-for-3 with an RBI and was hit by pitch in Saturday's game two.
- Posted a perfect fielding percentage with a pair of assists and one putout playing at third base. Was Longwood's everyday second baseman in 2017.



NOTABLES AT THE DISH (2017)

BUTTERED UP, ON A ROLL

- Sammy Miller had a streak of 30 straight games reached broken up on April 29, 2017. The reached base streak is the longest for a Lancer this year.
- Justin Mitchell reached in each of the first 20 games of the season, the second-longest on the year.
- Michael Osinski had a team-long 10-game hitting streak from March 1 to March 17, 2017.
- Brandon Harvell ran a hitting streak to nine from March 25 to April 11, 2017.

TWO'S COMPANY

- In the doubleheader against UAlbany February 25, 2017, a pair of Lancers had big days at the plate with Justin Mitchell hitting a pair of homers in game one and Alex Lewis hitting two triples in game two.
- The two home runs for Mitchell were the first two in his Longwood career.
- Lewis picked up his first two career triples in the two-triple game.
- Brandon Harvell picked up his first two doubles of the year in a two-double game at Radford in the second game of a doubleheader on March 25, 2017.

SHULL HOUSE

- As a junior outfielder Ryan Shull went on a roll in April, hitting .314 in the month and lifting his batting average from .266 up to .286 in the month. The junior college transfer hit .276 in his first season at Longwood.

JUSTIN CREDIBLE

- Junior first baseman/outfielder Justin Mitchell, a transfer from Grossmont Community College, was on-base machine in 2017, and was third the team with 29 walks drawn.
- Mitchell reached safely at least once in each of the first 20 games of the season and reached safely in 42 of 51 games played.
- Mitchell drew two walks in a game four times last year. Mitchell owned an on-base percentage of .351.

SWING IT SAMMY

- In his junior season outfielder Sammy Miller hit .272 and led the team with a .402 on-base percentage. Miller finished third in the conference with 22 stolen bases.

KING LEWIS

- Senior slugger Alex Lewis was third on the team with 15 extra-base hits last season. He was the only Lancer on the 2017 team to have two-double, two-triple, and two-homer games in his career.
- Lewis struck out just 26 times on the season, the fewest among Longwood starters, and owned a team-low strikeout rate of 11%.

THE WIZARD OF OS

- In his final season at Longwood before being taken in the 31st round of the MLB Draft by the Boston Red Sox, junior shortstop Michael Osinski put together his best year on campus. Osinski led Longwood in several offensive categories with a .308 batting average, 14 doubles, and three home runs.

TEAM GAME HIGHS

Season Game Highs for Longwood (as of Feb 18, 2018)
(All games)

TEAM GAME HIGHS**Batting**

At bats:	31	-	at Auburn (Feb 18, 2018)
Runs scored:	1	-	at Auburn (Feb 17, 2018)
Hits:	5	-	at Auburn (Feb 16, 2018)
	5	-	at Auburn (Feb 18, 2018)
RBIs:	1	-	at Auburn (Feb 17, 2018)
Doubles:	1	-	at Auburn (Feb 16, 2018)
Total bases:	6	-	at Auburn (Feb 16, 2018)
Walks:	3	-	at Auburn (Feb 17, 2018)
Strikeouts:	12	-	at Auburn (Feb 16, 2018)
Sac hits:	1	-	at Auburn (Feb 18, 2018)
Hit by pitch:	2	-	at Auburn (Feb 17, 2018)
Caught stealing:	1	-	at Auburn (Feb 16, 2018)
	1	-	at Auburn (Feb 17, 2018)
Runners LOB:	6	-	at Auburn (Feb 17, 2018)
	6	-	at Auburn (Feb 18, 2018)

Fielding

Putouts:	24	-	at Auburn (Feb 16, 2018)
	24	-	at Auburn (Feb 17, 2018)
	24	-	at Auburn (Feb 18, 2018)
Assists:	8	-	at Auburn (Feb 17, 2018)
Errors:	1	-	at Auburn (Feb 18, 2018)
Passed balls:	1	-	at Auburn (Feb 17, 2018)
DPs turned:	1	-	at Auburn (Feb 17, 2018)

Pitching

Innings pitched:	8.0	-	at Auburn (Feb 16, 2018)
	8.0	-	at Auburn (Feb 17, 2018)
	8.0	-	at Auburn (Feb 18, 2018)
Runs allowed:	25	-	at Auburn (Feb 17, 2018)
Earned runs:	25	-	at Auburn (Feb 17, 2018)
Walks allowed:	13	-	at Auburn (Feb 17, 2018)
Strikeouts:	9	-	at Auburn (Feb 16, 2018)
Hits allowed:	22	-	at Auburn (Feb 17, 2018)
Doubles allowed:	4	-	at Auburn (Feb 17, 2018)
Homers allowed:	3	-	at Auburn (Feb 17, 2018)
Wild pitches:	3	-	at Auburn (Feb 17, 2018)
Hit batters:	3	-	at Auburn (Feb 16, 2018)

ON THE HILL

THE ROTATION

FRIDAY

13 Steven Farkas | 0-1 | 5.40 ERA | 5.0 IP | 4 SO

Junior | LHP | 5-10 | 200 | Huntersville, N.C.



- Began 2018 with the ball in his hands. Tossed 5.0 innings of three-run ball at Auburn with four strikeouts.
- Picked up first win of 2017 with 7.0 innings of two-run ball against Lehigh (5/7/17).
- Made four quality starts on the season in 2017
- Career-high 8.1 innings at UNC Asheville (5/13/17).

SATURDAY

Michael Catlin | 0-1 | 6.23 ERA | 4.1 IP | 2 SO

Senior | LHP | 6-4 | 215 | New Market, Md.



- Made season debut as the Sunday starter, tossing 4.1 innings of three-run ball with a pair of strikeouts at Auburn.
- Posted career-best .222 batting average against in 2017 with a 4.15 ERA and two saves.
- Made team-high 22 appearances with two starts in junior season.
- Recorded 10 scoreless appearances and five hitless outings in 2017.

SUNDAY

44 Cody Boydston | 0-1 | 40.50 ERA | 2.0 IP | 2 SO

Junior | RHP | 6-2 | 215 | Chester, Va.



- Made first career start Saturday at Auburn. Struck out a pair of batters in 2.0 innings of work.
- Made 17 appearances in 2017 with six scoreless outings and six hitless outings.
- Lasted more than 4.0 innings twice, tossing 5.0 innings against Norfolk State on May 3, 2017, and held Campbell to one run in 4.1 innings of work with a career-high eight strikeouts on May 20.

Bullpen by the Numbers

Appearances

11

Decisions

0-0

Saves/Opportunities

0/0

Batting Average Against

.352

Inherited Runners/Scored

8/5

Relief ERA

13.50

Innings Pitched

12.2

Strikeouts

13

Walks

12

Hits Allowed

19

Total Runs Allowed

19

Earned Runs Allowed

19

Home Runs Allowed

2

THE BULLPEN

Bullpen Roles**Long Relief**

Daniel Brandon
Maceo Campbell
Andrew Corbitt
Tommy Green
Tyler Knapp
Todd Moxey
Dominic Diaz
Andrew Motley

Middle Relief

John Gregory
Jon Peterson
Zach Potojecki

Setup

Tyler Morgan
Michael Catlin

Closer

Eric Harp

LEFT

John Gregory
Daniel Brandon
Jon Peterson

RIGHT

Maceo Campbell
Tyler Morgan
Andrew Corbitt
Tommy Green
Tyler Knapp
Eric Harp
Todd Moxey
Dominic Diaz
Andrew Motley
Cody Boydston

Bullpen Stats

(All games Sorted by Earned run avg)

Player	era	w-l	app	gs	cg	sho	sv	ip	h	r	er	bb	so	2b	3b	hr	b/avg	wp	hp	bk	sfa	sha
MORGAN, Tyler	0.00	0-0	1	0	0	0/0	0	1.2	1	0	0	0	3	1	0	0	.167	0	1	0	0	0
HARP, Eric	0.00	0-0	1	0	0	0/0	0	1.0	0	0	0	1	0	0	0	0	.000	0	0	0	0	0
KNAPP, Tyler	0.00	0-0	1	0	0	0/0	0	1.0	1	0	0	1	0	0	0	0	.333	0	0	0	0	0
POTOJECKI, Zach	0.00	0-0	1	0	0	0/0	0	1.0	1	0	0	0	0	0	0	0	.250	0	0	0	0	0
GREEN, Tommy	9.00	0-0	1	0	0	0/0	0	2.0	1	2	2	0	5	0	0	0	.143	2	3	0	0	0
CAMPBELL, Maceo	10.80	0-0	1	0	0	0/0	0	1.2	2	2	2	4	1	0	0	0	.333	0	0	0	1	0
GREGORY, John	15.00	0-0	2	0	0	0/0	0	3.0	8	5	5	0	2	2	0	1	.471	0	0	0	0	0
MOXEY, Todd	36.00	0-0	1	0	0	0/0	0	1.0	2	4	4	2	2	0	0	1	.500	3	1	0	1	0
BRANDON, Daniel	81.00	0-0	1	0	0	0/0	0	0.1	1	3	3	3	0	0	0	0	.500	0	0	0	0	0
PETERSON, Jon	99.00	0-0	1	0	0	0/0	0	0.0	2	3	3	1	0	1	0	0	1.000	0	0	0	0	0
Totals	13.50	0-0	3	0	0	0/0	0	12.2	19	19	19	12	13	4	0	2	.352	5	5	0	2	0
Opponents	0.69	0-0	3	0	0	2/2	1	13.0	5	1	1	4	16	1	0	0	.114	0	2	0	0	0

Who's Hot**17 Tyler Morgan**

Jr. | RHP | 5-9 | 180 | Ashland, Va.

- One of four Lancers to make a scoreless appearance out of the bullpen at Auburn.
- Began season with 1.2 scoreless innings at Auburn, striking out three batters with one hit allowed, no walks, and one hit batter.
- Appeared in 16 games with two starts in 2017. Best appearance came against James Madison on February 21, 2017, tossing 4.2 scoreless innings and four strikeouts out of the bullpen.
- In start against Wofford on March 8, 2017, lasted 5.2 innings with three earned runs allowed, falling one out shy of first career quality start.

GAME RESULTS

Game Results for Longwood (as of Feb 18, 2018)
(All games)

Date	Opponent	Score	Inns	Overall	Big South	Pitcher of record	Attend	Time
Feb 16, 2018	at Auburn	L 0-6	9	0-1-0	0-0-0	FARKAS, S. (L 0-1)	3287	2:32
Feb 17, 2018	at Auburn	L 1-25	9	0-2-0	0-0-0	BOYDSTUN, C. (L 0-1)	3195	3:25
Feb 18, 2018	at Auburn	L 0-3	9	0-3-0	0-0-0	CATLIN, M. (L 0-1)	2643	2:29

() extra inning game



RYAN MAU



HEAD COACH -- 4th season

Fourth head coach in Longwood Baseball History

14 years of collegiate coaching experience

Career Record: 73-95

Longwood Record: 73-95

Career Notes

- 2016 Lancers were the most successful group in the D-I era (since 2008) with 32 wins, a second-place Big South finish, and a school record three all-conference selections: Travis Burnette (1st), Connor Bastaich (2nd), Alex Lewis (2nd)
- Set school records in hits (540) and fielding percentage (.966); perfect 8-0 in the first game of each conference series
- 2015 Lancers set school records for strikeouts (440) and stolen bases (86) in the Division-I Era (since 2008)
- Mau coached Longwood's all-time strikeout and saves leader, Aaron Myers, in his final collegiate season
- Mau coached Kyri Washington, who was drafted in the 23rd round of the 2015 MLB draft by the Boston Red Sox
- Led Navy to three consecutive top-100 recruiting classes according to Perfect Game
- Coached the 2014 Patriot League Pitcher of the Year in Anthony Parenti

MAU'S COACHING CAREER

Charleston Southern (2003)

Pitching and Catching Coach

Year	Overall	Conference	Postseason
2003	19-37	9-12	n/a

Marist College (2004-05)

Assistant Coach

Year	Overall	Conference	Postseason
2004	25-30	17-10	MAAC Runner-up
2005	33-20	22-5	MAAC Champ, Regional

Virginia Military Institute (2006-09)

Assistant Coach

Year	Overall	Conference	Postseason
2006	27-28	11-13	n/a
2007	34-21	10-11	n/a
2008	29-26	14-7	n/a
2009	18-35	10-15	n/a

Virginia Military Institute (2010)

Associate Head Coach

Year	Overall	Conference	Postseason
2010	33-22	13-14	n/a

United States Naval Academy (2011-14)

Associate Head Coach

Year	Overall	Conference	Postseason
2011	33-23	12-8	Patriot Champs, Regional
2012	23-29	9-11	n/a
2013	28-23	13-7	n/a
2014	23-28	9-11	n/a

LONGWOOD BASEBALL (2015-Present)

Head Coach

Year	Overall	Conference	Postseason
2015	22-34	9-15	Conference Tour. Second Rd
2016	32-27	14-10	Conference Tour. Semis
2017	19-34	7-17	N/A
2018	0-3		





1

Eli Mercado

SS/2B | L-R | 5-6 | 150

Junior | Chicago, Ill.

- Transfer from junior college Olive-Harvey College (Ill.)
- Middle infielder who hit .344 in two seasons with a .467 on-base percentage, .425 slugging percentage, 27 RBI, and 16 multi-hit games across 58 games.
- Was named a Region IV All-Star in 2017 after hitting .319 with a team-high .462 on-base percentage in sophomore season.

Game-By-Game

#1 MERCADO, Eli - 3 games (All games)

Date	Opponent	Pos	AB	R	H	RBI	2B	3B	HR	BB	SB	CS	HBP	SAC	SF	GDP	K	PO	A	E	Avg
Feb 16	at Auburn	*2b	3	0	1	0	0	0	0	0	0	0	0	0	0	0	1	2	0	0	.333
Feb 17	at Auburn	*2b	2	1	0	0	0	0	0	1	0	0	0	0	0	0	0	2	3	0	.200
Feb 18	at Auburn	*2b	3	0	0	0	0	0	0	0	0	0	0	0	0	0	2	1	0	0	.125
Totals		3gs	8	1	1	0	0	0	0	1	0	0	0	0	0	0	3	5	3	0	.125

On base pct. .222 • Slugging pct. .125



Career Highs (at Longwood)

AB	3 (2x)	last at Auburn	2/18/18
Runs	1	at Auburn	2/17/18
Hits	1	at Auburn	2/16/18
RBI	N/A		
2B	N/A		
3B	N/A		
HR	N/A		
BB	1	at Auburn	2/17/18
SB	N/A		
CS	N/A		
HBP	N/A		
K	2	at Auburn	2/18/18
PO	2 (2x)	last at Auburn	2/17/18
A	3	at Auburn	2/17/18

Career Stats

Year	avg	gp-gs	ab	r	h	2b	3b	hr	rbi	tb	slg%	bb	hbp	so	gdp	ob%	sf	sh	sb-att	po	a	e	fld%
2016																							
2017																							
2018	.125	3-3	8	1	1	0	0	0	0	0	.125	1	0	3	0	.222	0	0	0-0	5	3	0	1.000
Total	.125	3-3	8	1	1	0	0	0	0	0	.125	1	0	3	0	.222	0	0	0-0	5	3	0	1.000



2 Antwaun Tucker

SS | R-R | 5-9 | 160

Sophomore | Chase City, Va.

- Returning leader in batting average, extra-base hits, and slugging. Excelled in the outfield, playing the majority of games in left field.
- Two-time Big South Freshman of the Week, April 24 and May 15.
- Uncle is Longwood athletics hall of famer Michael Tucker, who led Longwood to the 1991 D-II World Series. Was the first round pick of the Kansas City Royals in the 1992 MLB Draft and played 17 Major League seasons with the Royals, Braves, Reds, Cubs, Giants, Phillies, and Mets.

Game-By-Game

#2 TUCKER, Antwaun - 3 games (All games)

Date	Opponent	Pos	AB	R	H	RBI	2B	3B	HR	BB	SB	CS	HBP	SAC	SF	GDP	K	PO	A	E	Avg
Feb 16	at Auburn	*ss	3	0	1	0	0	0	0	1	0	0	0	0	0	0	1	1	2	0	.333
Feb 17	at Auburn	*ss	4	0	0	0	0	0	0	0	0	0	0	0	0	0	0	1	3	0	.143
Feb 18	at Auburn	*ss	4	0	0	0	0	0	0	0	0	0	0	0	0	0	2	3	2	1	.091
Totals		3gs	11	0	1	0	0	0	0	1	0	1	0	0	0	0	3	5	7	1	.091

On base pct. .167 • Slugging pct. .091



Career Highs

AB	7 (2x)	last vs. Norfolk State	5/3/17
Runs	4	at Norfolk State	5/10/17
Hits	3 (3x)	last at Norfolk State	5/10/17
RBI	5	at Savannah State	3/5/17
2B	2	at Savannah State	3/4/17
3B	1 (7x)	last at Norfolk State	5/10/17
HR	1 (3x)	last vs. Winthrop (gm 2)	4/21/17
BB	2	last vs. Lehigh (gm 2)	5/6/17
SB	2 (3x)	last at Virginia	4/18/17
CS	1 (2x)	last at Radford (gm 1)	3/25/17
HBP	1 (2x)	last at Norfolk State	5/10/17
K	4	at Radford (gm 2)	3/25/17
PO	6	vs. Lehigh (gm 2)	5/7/17
A	3 (2x)	last at Auburn	2/17/18

Career Stats

Year	avg	gp-gs	ab	r	h	2b	3b	hr	rbi	tb	slg%	bb	hbp	so	gdp	ob%	sf	sh	sb-att	po	a	e	fld%
2017	.298	51-48	198	29	59	7	7	3	23	89	.449	19	2	47	1	.365	0	4	15-17	97	15	2	.982
2018	.091	3-3	11	0	1	0	0	0	0	1	.091	1	0	3	0	.167	0	0	0-1	5	7	1	.923
Total	.287	54-51	209	29	60	7	7	3	23	90	.431	20	2	50	1	.355	0	4	15-18	102	22	3	.976



3

Justin Mitchell

1B/OF | L-L | 6-2 | 210

Senior | Alpine, Calif.

- Joins Longwood following two seasons at Grossmont Community College (Calif.). Capable hitter with the ability to play at first base or in the outfield.
- Was named to the Pacific Coast Athletic all-conference team. Hit .303 with three home runs, 33 RBI, 14 doubles, and four triples.
- Was originally recruited by San Diego State. Attended SDSU for the fall, but transferred to Grossmont Community College after the semester.
- Reached safely in each of the first 20 games of the season.

Game-By-Game (2017)

#3 MITCHELL, Justin - 3 games (All games)

Date	Opponent	Pos	AB	R	H	RBI	2B	3B	HR	BB	SB	CS	HBP	SAC	SF	GDP	K	PO	A	E	Avg
Feb 16	at Auburn	*1b	4	0	0	0	0	0	0	0	0	0	0	0	0	0	1	3	1	0	.000
Feb 17	at Auburn	*1b	2	0	0	0	0	0	0	0	0	0	0	0	0	0	1	6	0	0	.000
Feb 18	at Auburn	*1b	4	0	1	0	0	0	0	0	0	0	0	0	0	0	1	6	1	0	.100
Totals		3gs	10	0	1	0	0	0	0	0	0	0	0	0	0	0	3	15	2	0	.100

On base pct. .182 • Slugging pct. .100



Career Highs (at Longwood)

AB	6	at VCU	3/21/17
Runs	2 (2x)	last at Savannah State	3/5/17
Hits	3 (5x)	last at UNC Asheville	5/12/17
RBI	3 (4x)	last at UNC Asheville	5/13/17
2B	1 (9x)	last at UNC Asheville	5/13/17
3B	Never		
HR	2	vs. UAlbany (gm 1)	2/25/17
BB	2 (4x)	last at Savannah State	3/3/17
SB	1 (2x)	last at Savannah State	3/3/17
CS	1	at Radford (gm 2)	3/25/17
HBP	1 (3x)	last vs. Presbyterian	4/14/17
K	2 (7x)	last at Norfolk State	5/10/17
PO	12	at Virginia	4/18/17
A	3	last vs. VMI	3/29/17

Career Stats

Year	avg	gp-gs	ab	r	h	2b	3b	hr	rbi	tb	slg%	bb	hbp	so	gdp	ob%	sf	sh	sb-att	po	a	e	fld%
2015																							
2016																							
2017	.247	52-51	190	17	47	9	0	3	32	65	.342	29	4	39	2	.351	5	0	2-3	271	13	6	.979
2018	.100	3-3	10	0	1	0	0	0	0	1	.100	1	0	3	0	.182	0	0	0-1	15	2	0	1.000
Total	.240	55-54	200	17	48	9	0	3	32	66	.330	30	4	42	2	.343	5	0	2-4	286	15	6	.980



4

Joey Mendez

C | R-R | 5-11 | 210
Sophomore | Leesburg, Va.

- Sophomore catcher competing for starting time. Physical athlete with a strong arm behind the plate and a power swing at the plate.
- Entered 2016 as the third-ranked catcher in Virginia by Perfect Game.
- Team won the Maryland State Private School Championship and NACA D-I National Championship in junior and senior years.
- Played travel ball with the Evo-Shield Seminoles.

Game-By-Game (2017)

#4 MENDEZ, Joey - 28 games (All games)

Date	Opponent	Pos	AB	R	H	RBI	2B	3B	HR	BB	SB	CS	HBP	SAC	SF	GDP	K	PO	A	E	Avg	
Feb 17	at Elon	*c	2	0	0	0	0	0	0	0	0	0	0	0	0	0	1	7	0	0	.000	
Feb 18	at Elon	*c	2	0	0	0	0	0	0	0	0	0	0	0	0	0	0	8	1	1	.000	
Feb 19	at Elon	*c	4	1	1	3	0	0	1	1	0	0	0	0	0	0	0	10	1	0	.125	
Feb 21	JAMES MADISON	*c	4	0	0	0	0	0	0	0	0	0	0	0	0	0	0	1	8	3	.083	
Feb 22	at Richmond	*c	3	1	0	0	0	0	0	1	0	0	0	0	0	0	0	5	1	1	.067	
Feb 25	ALBANY-1	*c	2	0	0	1	0	0	0	0	0	0	0	0	0	0	0	4	1	0	.059	
Feb 26	ALBANY	*c	2	0	1	2	0	0	0	1	0	0	0	0	0	0	0	9	0	0	.105	
Mar 03	at Savannah State	*ph	1	0	1	1	1	0	0	0	0	0	0	0	0	0	0	0	0	0	.150	
Mar 05	at Savannah State	*dh	2	1	1	0	0	0	0	1	0	0	0	0	0	0	0	1	0	0	.182	
Mar 07	at USC Upstate	*c	1	0	0	0	0	0	0	0	0	0	0	0	0	0	0	0	0	0	.174	
Mar 08	at Wofford	*c	2	0	1	0	0	0	0	0	0	0	0	0	0	0	0	1	0	0	.200	
Mar 10	at UNCW	*ph	0	0	0	0	0	0	0	1	0	0	0	0	0	0	0	0	0	0	.200	
Mar 11	at UNCW-2	*c	3	1	1	0	1	0	0	1	0	0	0	0	0	0	1	0	6	0	.214	
Mar 17	CHARLESTON SOUT	*c	4	1	2	0	0	0	0	0	0	0	0	0	0	0	0	5	0	0	.250	
Mar 19	CHARLESTON SOUT	*ph	1	0	0	0	0	0	0	0	0	0	0	0	0	0	1	0	0	0	.242	
Mar 21	at VCU	*c	6	0	1	1	0	0	0	0	0	0	0	0	0	0	1	16	3	0	.231	
Mar 24	at Radford	*c	3	0	1	0	0	0	0	0	0	0	0	0	0	0	1	11	0	1	.238	
Mar 25	at Radford	*c	5	0	2	1	1	0	0	0	0	0	0	0	0	0	1	14	0	0	.255	
Mar 28	at N.C. Central	*c	2	0	1	1	0	0	0	0	0	0	0	0	0	0	0	1	1	0	.265	
Mar 29	VMI	*c	4	0	0	0	0	0	0	0	0	0	0	0	0	0	0	8	2	0	.245	
Apr 07	at Gardner-Webb	*ph	1	0	0	0	0	0	0	0	0	0	0	0	0	0	1	0	0	0	.241	
Apr 08	at Gardner-Webb	*c	5	1	3	0	0	0	0	0	0	0	0	0	0	0	1	9	0	0	.271	
Apr 09	at Gardner-Webb	*ph	1	0	0	0	0	0	0	0	0	0	0	0	0	0	0	0	0	0	.267	
Apr 11	N.C. CENTRAL	*c	4	0	1	0	0	0	0	0	0	0	0	0	0	0	0	11	1	0	.266	
Apr 13	PRESBYTERIAN	*c	3	0	3	1	0	0	0	0	0	0	0	0	0	0	0	10	3	0	.299	
Apr 14	PRESBYTERIAN	*dh	3	0	1	0	0	0	0	1	0	0	0	0	0	0	0	0	0	0	.300	
Apr 15	PRESBYTERIAN	*c	3	0	1	0	0	0	0	1	0	0	0	0	0	0	0	10	1	1	.301	
Apr 21	WINTHROP-1	*c	1	1	0	0	0	0	0	1	0	0	0	0	0	0	0	6	1	1	.297	
Totals			18gs	74	7	22	11	3	0	1	9	0	0	1	1	0	1	10	159	19	6	.297

On base pct. .381 • Slugging pct. .378

Career Highs

AB	6	at VCU	3/21/17
Runs	1 (7x)	last at Winthrop	4/21/17
Hits	3 (2x)	last vs. Presbyterian	4/13/17
RBI	3	at Elon	2/19/17
2B	1 (3x)	last at Radford	3/25/17
3B		Never	
HR	1	at Elon	2/19/17
BB	1 (8x)	last vs. Presbyterian	4/15/17
SB		Never	
CS		Never	
HBP	1	vs. UAlbany (gm 1)	2/25/17
K	1 (10x)	last vs. N.C. Central	4/11/17
PO	16	at VCU	3/21/17
A	3 (3x)	last vs. Presbyterian	4/15/17

Career Stats

Year	avg	gp-gs	ab	r	h	2b	3b	hr	rbi	tb	slg%	bb	hbp	so	gdp	ob%	sf	sh	sb-att	csb	a	e/pb	fld%
2017	.297	28-18	74	7	22	3	0	1	11	28	.378	9	1	10	1	.381	0	1	0-0	8	19	6/8	.967
2018																							
Total	.297	28-18	74	7	22	3	0	1	11	28	.378	9	1	10	1	.381	0	1	0-0	8	19	6/8	.967



5

Eric Crain

OF | L-R | 6-2 | 195

Redshirt-Junior | Richmond, Va.

- Junior outfielder transfers from Morehead State University (Ky.). Sat out the 2017 season due to NCAA transfer rules, is eligible to play in 2018.
- Lettered in baseball and football at Deep Run High School. Ranked the seventh outfielder and 34th overall prospect in Virginia's class of 2014, according to Perfect Game.

Game-By-Game

#5 CRAIN, Eric - 2 games (All games)

Date	Opponent	Pos	AB	R	H	RBI	2B	3B	HR	BB	SB	CS	HBP	SAC	SF	GDP	K	PO	A	E	Avg
Feb 16	at Auburn	ph	1	0	0	0	0	0	0	0	0	0	0	0	0	0	1	0	0	0	.000
Feb 17	at Auburn	ph/dh	2	0	0	0	0	0	0	0	0	0	0	0	0	0	2	0	0	0	.000
Totals		Ogs	3	0	0	0	0	0	0	0	0	0	0	0	0	0	3	0	0	0	.000

On base pct. .000 • Slugging pct. .000

Career Highs (at Longwood)

AB	2	at Auburn	2/17/18
Runs		N/A	
Hits		N/A	
RBI		N/A	
2B		N/A	
3B		N/A	
HR		N/A	
BB		N/A	
SB		N/A	
CS		N/A	
HBP		N/A	
K	2	at Auburn	2/17/18
PO		N/A	
A		N/A	

Career Stats

Year	avg	gp-gs	ab	r	h	2b	3b	hr	rbi	tb	slg%	bb	hbp	so	gdp	ob%	sf	sh	sb-att	po	a	e	fld%
2015	.200	17-4	30	3	6	2	1	0	4	10	.333	1	0	12	0	.219	1	0	0	3	0	0	1.000
2016	.250	6-0	8	1	2	0	0	0	1	2	.250	0	0	1	1	.250	0	0	0	0	0	0	.000
2017																							
--(SAT OUT THE SEASON DUE TO NCAA TRANSFER RULES)--																							
2018	.000	2-0	3	0	0	0	0	0	0	0	.000	0	0	3	0	.000	0	0	0-0	0	0	0	.000
Total (LWU)	.000	2-0	3	0	0	0	0	0	0	0	.000	0	0	3	0	.000	0	0	0-0	0	0	0	.000



6

Sammy Miller

OF | R-R | 6-0 | 180
Senior | Shrewsbury, Pa.

- Finished third in the Big South in 2017 with 22 steals and led the team with a .402 on-base percentage.
- Made the 2016 Big South All-Tournament team after hitting .467 (7-for-15) with six RBI, two runs scored, and went 2-for-2 in stolen bases.
- Holds high school record for hits, doubles, triples, RBI, stolen bases.
- Grandson of William & Mary Hall of Famer Bob Hardage.

Game-By-Game

#6 MILLER, S. - 3 games (All games)

Date	Opponent	Pgs	AB	R	H	RBI	2B	3B	HR	BB	SB	CS	HBP	SAC	SF	GDP	K	PO	A	E	Avg
Feb 16	at Auburn	*of	4	0	1	0	0	0	0	0	0	0	0	0	0	0	0	1	0	0	.250
Feb 17	at Auburn	*of	2	0	0	0	0	0	0	1	0	0	0	0	0	0	0	1	0	0	.167
Feb 18	at Auburn	*of	4	0	0	0	0	0	0	0	0	0	0	0	0	0	0	1	0	0	.100
Totals		3gs	10	0	1	0	0	0	0	1	0	0	0	0	0	0	0	2	3	0	.100

On base pct. .182 • Slugging pct. .100



Career Highs

AB	6 (2x)	last at VCU	3/21/17
Runs	3 (3x)	last at Winthrop	5/13/16
Hits	4 (2x)	last vs. CSU	3/17/17
RBI	4	vs. High Point	5/26/16
2B	2	vs. George Mason	3/1/17
3B	1 (4x)	last vs. CSU	3/18/17
HR	Never		
BB	4	vs. Fairleigh Dickinson	3/5/16
SB	3	vs. Charleston Southern	3/17/17
CS	1 (11x)	last at Virginia	4/18/17
HBP	2 (4x)	last vs. CSU	3/19/17
K	3 (4x)	last vs. Liberty	4/28/17
PO	8	vs. Hofstra	3/12/16
A	4	vs. Wagner	2/28/16

Career Stats

Year	avg	gp-gs	ab	r	h	2b	3b	hr	rbi	tb	slg%	bb	hbp	so	gdp	ob%	sf	sh	sb-att	po	a	e	fld%
2015	.167	28-7	30	5	5	0	1	0	3	7	.233	6	0	10	0	.306	0	1	3-4	15	4	0	1.000
2016	.260	59-58	219	48	57	10	1	0	21	69	.315	40	8	40	3	.390	2	2	19-23	139	13	6	.962
2017	.272	49-49	184	32	50	10	2	0	17	64	.348	31	9	34	2	.402	0	8	22-29	103	1	4	.963
2018	.100	3-3	10	0	1	0	0	0	0	1	.100	1	0	2	0	.182	0	0	0-0	3	0	0	1.000
Total	.255	139-117	443	85	113	20	4	0	41	141	.318	78	17	86	5	.385	2	11	44-56	260	18	10	.965



7

Nate Blakeney

IF | R-R | 6-0 | 210

Sophomore | Archdale, N.C.

- Strong hitter with raw power and comfortable swing. Smooth defender.
- Selected to first team all-area by the Greensboro News & Record in senior year at Wesleyan Christian Academy.
- Won the NCISAA 3A state championship in senior year. Hit a grand slam in the championship game.
- Also played basketball in high school, winning two state championships.

Game-By-Game

#7 BLAKENEY, Nate - 3 games (All games)

Date	Opponent	Pos	AB	R	H	RBI	2B	3B	HR	BB	SB	CS	HBP	SAC	SF	GDP	K	PO	A	E	Avg
Feb 16	at Auburn	*3b	3	0	1	0	0	0	0	0	0	0	0	1	0	0	2	0	1	0	.333
Feb 17	at Auburn	*3b	3	0	2	1	0	0	0	0	0	0	0	0	0	0	0	0	1	0	.500
Feb 18	at Auburn	*3b	4	0	0	0	0	0	0	0	0	0	0	0	0	0	2	1	0	0	.300
Totals		3gs	10	0	3	1	0	0	0	0	0	0	0	2	0	0	4	1	2	0	.300

On base pct. .417 • Slugging pct. .300



Career Highs

AB	6	vs. Norfolk State	5/3/17
Runs	3	at Norfolk State	5/10/17
Hits	2 (8x)	last at Auburn	2/17/18
RBI	2 (2x)	last vs. Norfolk State	5/3/17
2B	1 (6x)	last at Norfolk State	5/10/17
3B		N/A	
HR	1 (3x)	last at Norfolk State	5/10/17
BB	2 (2x)	last vs. Liberty	4/30/17
SB	1 (2x)	last at N.C. Central	3/28/17
CS		N/A	
HBP	1 (12x)	last at Auburn	2/17/18
K	3 (4x)	last vs. VCU	3/21/17
PO	4	last vs. UAlbany (gm 2)	2/25/17
A	5	at N.C. Central	3/28/17

Career Stats

Year	avg	gp-gs	ab	r	h	2b	3b	hr	rbi	tb	slg%	bb	hbp	so	gdp	ob%	sf	sh	sb-att	po	a	e	fld%
2017	.201	50-45	149	24	30	7	0	3	15	46	.309	20	10	50	2	.333	1	2	2-2	45	39	11	.884
2018	.300	3-3	10	0	3	0	0	0	1	3	.300	0	2	4	0	.417	0	0	0-0	1	2	0	1.000
Total	.208	53-48	159	24	33	7	0	3	16	49	.308	20	12	54	2	.339	1	2	2-2	46	41	11	.888



8

Scott Carter

OF | R-R | 5-11 | 175
Sophomore | Rockville, Va.

- Quick outfielder who is looking to make his way into the outfield rotation.
- Four-year letter winner at Goochland High School. Selected first team VHSCA Group 2A all-state as a senior.
- Team captain on a team that made it to the state championship final. Hit .313 as a senior with 24 RBI.
- All-conference wide receiver and second team all-state punt returner on football team.

Game-By-Game

#8 CARTER, Scott - 1 game (All games)

Date	Opponent	Pos	AB	R	H	RBI	2B	3B	HR	BB	SB	CS	HBP	SAC	SF	GDP	K	PO	A	E	Avg
Feb 17	at Auburn	2	2	0	0	0	0	0	0	0	0	0	0	0	0	0	2	0	0	0	.000
Totals		Ogs	2	0	0	0	0	0	0	0	0	0	0	0	0	0	2	0	0	0	.000

On base pct. .000 • Slugging pct. .000



Career Highs

AB	2 (6x)	last at Auburn	2/17/18
Runs	3	at Savannah State	3/5/17
Hits	2	at Savannah State	3/5/17
RBI	1	at Savannah State	3/5/17
2B		N/A	
3B		N/A	
HR		N/A	
BB	1 (2x)	last vs. Lehigh	5/7/17
SB	1	at Savannah State	3/3/17
CS		N/A	
HBP		N/A	
K	2 (2x)	last at Virginia	4/18/17
PO	3	at Savannah State	3/3/17
A		N/A	

Career Stats

Year	avg	gp-gs	ab	r	h	2b	3b	hr	rbi	tb	slg%	bb	hbp	so	gdp	ob%	sf	sh	sb-att	po	a	e	fld%
2017	.200	29-1	15	9	3	0	0	0	1	3	.200	2	0	7	0	.294	0	1	1-1	9	0	0	1.000
2018	.000	1-0	2	0	0	0	0	0	0	0	.000	0	0	2	0	.000	0	0	0-0	0	0	0	.000
Total	.176	30-1	17	9	3	0	0	0	1	3	.176	2	0	9	0	.263	0	1	1-1	9	0	0	1.000



9 Jawan McAllister

OF | R-R | 5-10 | 185
Redshirt-Junior | Philadelphia, Pa.

- Transferred to Longwood after two seasons at Pittsburgh. Sat out the 2017 season to redshirt. Is eligible to play in 2018.
- Appeared in 20 games in two seasons at Pittsburgh.
- Was a first team All-Catholic League selection at St. Joseph's Prep School (Pa.). Also played football and ran track in high school. Was a first team all-conference performer in track.

Game-By-Game

#9 MCALLISTER, Jawan - 3 games (All games)

Date	Opponent	Pos	AB	R	H	RBI	2B	3B	HR	BB	SB	CS	HBP	SAC	SF	GDP	K	PO	A	E	Avg
Feb 16	at Auburn	*of	3	0	0	0	0	0	0	0	0	0	0	0	0	0	1	1	0	0	.000
Feb 17	at Auburn	*of	2	0	0	0	0	0	0	0	0	0	0	0	0	0	0	2	0	0	.000
Feb 18	at Auburn	*of	3	0	2	0	0	0	0	0	0	0	0	0	0	0	0	5	1	0	.250
Totals		3gs	8	0	2	0	0	0	0	0	0	0	0	0	0	0	1	8	1	0	.250

On base pct. .250 • Slugging pct. .250



Career Highs (at Longwood)

AB	3 (2x)	last at Auburn	2/18/18
Runs		N/A	
Hits	2	at Auburn	2/18/18
RBI		N/A	
2B		N/A	
3B		N/A	
HR		N/A	
BB		N/A	
SB		N/A	
CS		N/A	
HBP		N/A	
K	1	at Auburn	2/16/18
PO	5	at Auburn	2/18/18
A	1	at Auburn	2/18/18

Career Stats

Year	avg	gp-gs	ab	r	h	2b	3b	hr	rbi	tb	slg%	bb	hbp	so	gdp	ob%	sf	sh	sb-att	po	a	e	fld%
2015	.000	10-0	4	1	0	0	0	0	0	0	.000	0	0	2	0	.000	0	0	1-2	0	0	0	.000
2016	.143	10-0	7	2	1	0	0	0	1	1	.143	1	0	1	0	.250	0	0	0-0	0	0	0	.000
2017																							
--(SAT OUT THE SEASON DUE TO NCAA TRANSFER RULES)--																							
2018	.250	3-3	8	0	2	0	0	0	0	2	.250	0	0	1	0	.250	0	0	0-0	8	1	0	1.000
Total (LWU)	.250	3-3	8	0	2	0	0	0	0	2	.250	0	0	1	0	.250	0	0	0-0	8	1	0	1.000



10

John Gregory

LHP/1B | L-L | 6-3 | 205

Sophomore | Mechanicsville, Va.

- Can make an impact as a power pitcher out of the bullpen.
- Ranked as Perfect Game's seventh left-handed pitcher in Virginia entering senior season.
- Named to the VHSL Group 4A All-State First Team at first base in senior year. Led Hanover to the state championship in senior season.
- Went 2-for-4 in championship game. High school teammate of Tyler Morgan.

Game-By-Game

#10 GREGORY, John - 2 appearances (All games)

Date	Opponent	GS	IP	H	R	ER	BB	SO	2B	3B	HR	WP	BK	HBP	IBB	Score	W-L	Sv	ERA	NP
Feb 16	at Auburn		1.0	2	1	1	0	0	0	0	1	0	0	0	0	0-6	0-0	0	9.00	11
Feb 17	at Auburn		2.0	6	4	4	0	2	2	0	0	0	0	0	0	1-25	0-0	0	15.00	51
Totals		0	3.0	8	5	5	0	2	2	0	1	0	0	0	0	1-31	0-0	0	15.00	-



Career Highs

IP	2.0	at Auburn	2/17/18
Strikeouts	2 (3x)	last at Auburn	2/17/18
Hits	6	at Auburn	2/17/18
Walks	2 (3x)	last at Norfolk State	5/10/17
Runs	6	vs. Liberty	4/28/17
HR	2	vs. Liberty	4/28/17

Career Stats

Year	era	w-l	app	gs	cg	sho	sv	ip	h	r	er	bb	so	2b	3b	hr	bf	b/avg	wp	hbp	bk	sfa	sha
2017	18.00	0-0	11	0	0	0	1	8.0	17	20	16	10	10	1	0	4	53	.425	3	1	0	2	0
2018	15.00	0-0	2	0	0	0	0	3.0	8	5	5	0	2	2	0	1	17	.471	0	0	0	0	0
Total	17.18	0-0	13	0	0	0	1	11	25	25	21	10	12	3	0	5	70	.439	3	1	0	2	0



11

Kaleb Ford

IF | R-R | 6-0 | 215

Freshman | Fairfield, Ohio

- Freshman right-handed hitter looking to contribute to the Lancer lineup.
- Lettered three years in baseball at Fairfield High School.
- Was named first team all-conference twice in high school.
- Won the Best Hitter Award for the team.

Game-By-Game



Career Highs

AB
Runs
Hits
RBI
2B
3B
HR
BB
SB
CS
HBP
K
PO
A

Career Stats

Year	avg	gp-gs	ab	r	h	2b	3b	hr	rbi	tb	slg%	bb	hbp	so	gdp	ob%	sf	sh	sb-att	po	a	e	fld%
2018																							
Total																							



12

Mac McCafferty

C | R-L | 6-2 | 240

Redshirt-Senior | Stevens, Pa.

- Started at catcher in first two seasons at Longwood.
- Battled injury in sophomore and junior seasons, playing just six games and receiving a medical redshirt in 2016.
- Returns with the most starting experience among catchers, with more than 100 starts in career.

Game-By-Game

#12 MCCAFFERTY, Mac - 3 games (All games)

Date	Opponent	Pos	AB	R	H	RBI	2B	3B	HR	BB	SB	CS	HBP	SAC	SF	GDP	K	PO	A	E	Avg
Feb 16	at Auburn	*c	2	0	0	0	0	0	0	0	0	0	0	0	0	0	1	9	0	0	.000
Feb 17	at Auburn	*c	1	0	0	0	0	0	0	0	0	0	0	0	0	0	1	4	0	0	.000
Feb 18	at Auburn	*c	1	0	0	0	0	0	0	0	0	0	0	0	1	0	0	4	1	0	.000
Totals		3gs	4	0	0	0	0	0	0	0	0	0	0	0	1	0	2	17	1	0	.000

On base pct. .000 • Slugging pct. .000



Career Highs

AB	5 (6x)	last at UNC Asheville	4/25/15
Runs	2 (3x)	last vs. Norfolk State	3/17/15
Hits	3 (4x)	last at UNC Asheville	5/14/17
RBI	3	last vs. Charleston South	3/16/14
2B	1 (6x)	last at UNC Asheville	5/14/17
3B	Never		
HR	1	Norfolk State	3/12/14
BB	2 (4x)	last at James Madison	2/25/15
SB	Never		
CS	1	vs. Wagner	2/28/16
HBP	1 (13x)	last vs. Winthrop	4/22/17
K	3 (3x)	last at VMI	4/4/17
PO	15 (2x)	last at UNC Asheville	4/24/15
A	5 (2x)	last vs. Liberty (gm 1)	4/18/15
CSB	2 (2x)		

Career Stats

Year	avg	gp-gs	ab	r	h	2b	3b	hr	rbi	tb	slg%	bb	hbp	so	gdp	ob%	sf	sh	sb-att	csb	a	e/pb	fld%
2014	.259	44-42	135	11	35	1	0	1	21	41	.289	17	2	30	4	.346	2	4	0-0	17	27	2/7	.993
2015	.186	50-47	145	12	27	2	0	0	7	29	.200	13	6	37	2	.280	0	4	0-0	19	59	8/10	.979
2016	.250	6-6	16	0	4	0	0	0	1	4	.250	0	1	1	0	.294	0	1	0-1	0	3	0/0	1.000
2017	.242	29-18	62	3	15	3	0	0	6	18	.290	5	4	14	2	.333	1	3	0-0	4	18	5/3	.971
2018	.000	3-3	4	0	0	0	0	0	0	0	.000	0	0	2	0	.000	0	1	0-0	1	1	0/1	1.000
Total	.224	132-116	362	26	81	6	0	1	35	92	.249	35	13	84	8	.312	3	13	0	41	108	15/26	.983



13

Steven Farkas

LHP | L-R | 5-10 | 200
Junior | Huntersville, N.C.

- Struck out a career-high 12 batters in 7.2 innings vs. Savannah State (4/16/16).
- Joined the weekend rotation after two solid appearances against Wagner and at VMI (3/12/16). Owned a 2.95 ERA through his first 10 appearances (six starts)
- As a senior in high school went 8-1 with a 0.36 ERA in 59 innings with 104 strikeouts.

Game-By-Game

#13 FARKAS, Steven - 1 appearance (All games)

Date	Opponent	GS	IP	H	R	ER	BB	SO	2B	3B	HR	WP	BK	HBP	IBB	Score	W-L	Sv	ERA	NP
Feb 16	at Auburn	1	5.0	6	3	3	3	4	3	0	0	0	1	0	0	0-6	0-1	0	5.40	89
Totals		1	5.0	6	3	3	3	4	3	0	0	0	1	0	0	0-6	0-1	0	5.40	89



Career Highs

IP	8.1	at UNC Asheville	5/13/17
Strikeouts	12	vs. Savannah State	4/16/16
Hits	8	at Gardner-Webb	4/8/17
Walks	5	at UNC Asheville	5/13/17
Runs	6	vs. Liberty	4/29/17
HR	2	vs. Liberty	4/29/17

Career Stats

Year	era	w-l	app	gs	cg	sho	sv	ip	h	r	er	bb	so	2b	3b	hr	bf	b/avg	wp	hbp	bk	sfa	sha
2016	4.79	3-4	18	12	0	0	1	67.2	67	39	36	32	59	12	2	6	299	.263	10	5	5	1	6
2017	3.38	2-3	11	8	0	0	0	50.2	52	22	19	17	58	11	0	3	200	.260	5	3	1	0	0
2018	5.40	0-1	1	1	0	0	0	5.0	6	3	3	3	4	3	0	0	23	.300	0	0	1	0	0
Total	4.23	5-8	30	21	0	0	1	123.1	125	64	58	52	121	26	2	9	542	.263	15	8	7	1	6



15

Maceo Campbell

RHP | R-R | 5-11 | 205

Freshman | Washington, D.C.

- Freshman right-handed pitcher looking to contribute to the pitching staff.
- Lettered in baseball all four years at Bishop McNamara High School.
- Ranked the number one player in the Washington, D.C., area by Perfect Game in 2017. Ranked inside the top 500 seniors in the nation in 2017.
- Second team all-conference selection as a senior in high school.
- Named to the Perfect Game All-Tournament team in 2015 and 2016 tournaments as both a hitter and a pitcher in each.

Game-By-Game

#15 CAMPBELL, Maceo - 1 appearance (All games)

Date	Opponent	GS	IP	H	R	ER	BB	SO	2B	3B	HR	WP	BK	HBP	IBB	Score	W-L	Sv	ERA	NP
Feb 17	at Auburn	0	1.2	2	2	2	4	1	0	0	0	0	0	0	0	1-25	0-0	0	10.80	45
Totals		0	1.2	2	2	2	4	1	0	0	0	0	0	0	0	1-25	0-0	0	10.80	-



Career Highs

IP	1.2	at Auburn	2/17/18
Strikeouts	1	at Auburn	2/17/18
Hits	2	at Auburn	2/17/18
Walks	4	at Auburn	2/17/18
Runs	2	at Auburn	2/17/18
HR	N/A		

Career Stats

Year	era	w-l	app	gs	cg	sho	sv	ip	h	r	er	bb	so	2b	3b	hr	bf	b/avg	wp	hbp	bk	sfa	sha
2018	10.80	0-0	1	0	0	0	0	1.2	2	2	2	4	1	0	0	0	11	.333	0	0	0	1	0
Total	10.80	0-0	1	0	0	0	0	1.2	2	2	2	4	1	0	0	0	11	.333	0	0	0	1	0



17

Tyler Morgan

RHP | R-R | 5-9 | 180

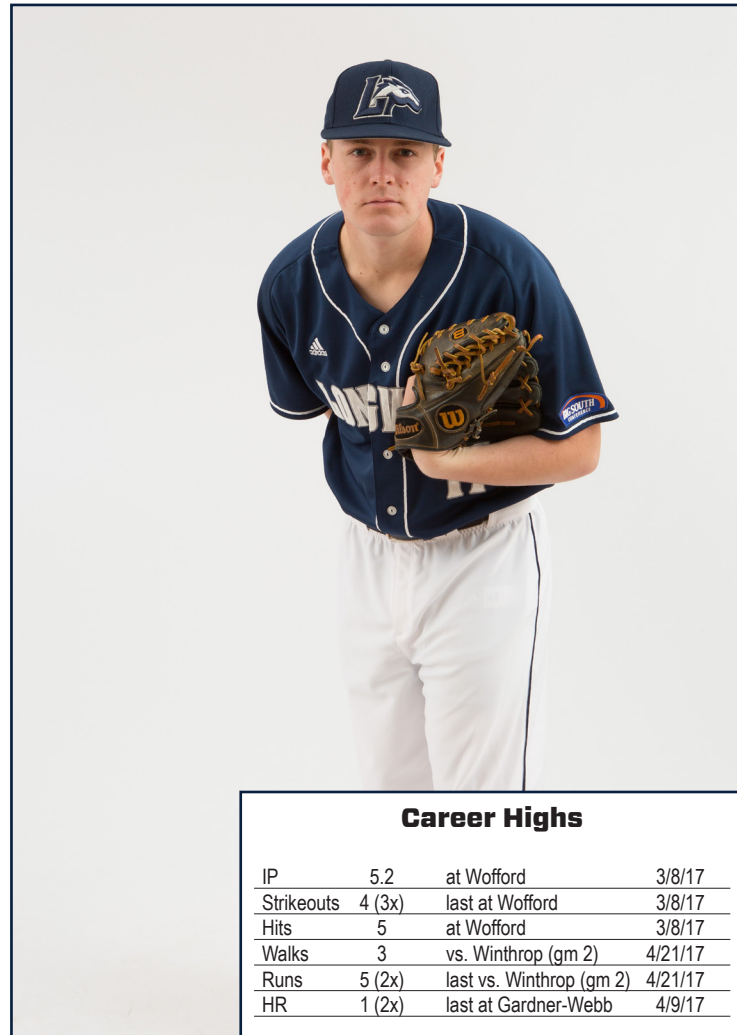
Sophomore | Ashland, Va.

- Earned first career save in 2.0 innings of work at Savannah State (3/4/17).
- Has the ability to start games in the middle of the week and pitch out of the bullpen on weekends.
- Won the VHSL Group 4A Championship Game in senior season. Earned the save in the championship game by picking up the final three outs and striking out the final batter. High school teammate of John Gregory.

Game-By-Game

#17 MORGAN, Tyler - 1 appearance (All games)

Date	Opponent	GS	IP	H	R	ER	BB	SO	2B	3B	HR	WP	BK	HBP	IBB	Score	W/L	Sv	ERA	NP
Feb 18	at Auburn	0	1.2	1	0	0	0	3	1	0	0	0	0	0	1	0-3	0-0	0	0.00	31
Totals		0	1.2	1	0	0	0	3	1	0	0	0	0	0	1	0-3	0-0	0	0.00	31



Career Highs

IP	5.2	at Wofford	3/8/17
Strikeouts	4 (3x)	last at Wofford	3/8/17
Hits	5	at Wofford	3/8/17
Walks	3	vs. Winthrop (gm 2)	4/21/17
Runs	5 (2x)	last vs. Winthrop (gm 2)	4/21/17
HR	1 (2x)	last at Gardner-Webb	4/9/17

Career Stats

Year	era	w-l	app	gs	cg	sho	sv	ip	h	r	er	bb	so	2b	3b	hr	bf	b/avg	wp	hbp	bk	sfa	sha
2017	5.76	1-0	16	2	0	0	1	25.0	33	22	16	16	23	7	0	2	123	.317	5	2	1	1	0
2018	0.00	0-0	1	0	0	0	0	1.2	1	0	0	0	3	1	0	0	7	.167	0	1	0	0	0
Total	5.40	1-0	17	2	0	0	1	26.2	34	22	16	16	26	8	0	2	130	.309	5	3	1	1	0



18

Grant Keller

3B/OF | R-R | 6-0 | 180

Sophomore | Midlothian, Va.

- Physical corner infielder and outfielder with good power. Returner who will push for starting time after being Longwood's opening-day left fielder in 2017.
- Named Virginia/D.C. all-state as a senior by Prep Baseball Report.
- Ranked the number eight third baseman in Virginia by Perfect Game in 2016.
- Selected to the All-Dominion Conference team as a senior after hitting .520 with four home runs, seven doubles, and 24 RBI.
- Played with John Gregory on the VA Cardinals travel ball team.

Game-By-Game (2017)

#18 KELLER, Grant - 37 games (All games)

Date	Opponent	Pos	AB	R	H	RBI	2B	3B	HR	BB	SB	CS	HBP	SAC	SF	GDP	K	PO	A	E	Avg
Feb 17	at Elon	*of	4	0	1	1	0	0	0	0	0	0	0	0	0	0	1	0	0	0	.250
Feb 18	at Elon	*of	2	0	0	0	0	0	0	0	0	0	0	0	0	0	0	2	0	0	.167
Feb 19	at Elon	*of	3	0	0	0	0	0	0	0	0	0	0	0	0	0	0	1	0	0	.111
Feb 21	JAMES MADISON	ph/of	1	0	0	0	0	0	0	0	0	0	0	0	0	0	1	0	0	0	.100
Feb 22	at Richmond	off/3b	1	1	0	0	0	0	0	0	0	0	0	0	0	0	0	1	0	0	.091
Feb 25	ALBANY-1	*of	2	0	0	0	0	0	0	0	0	0	0	1	0	0	0	0	0	0	.077
Feb 25	ALBANY-2	3b	0	0	0	0	0	0	0	0	0	0	0	0	0	0	0	0	0	0	.077
Feb 26	ALBANY	3b	3	0	0	0	0	0	0	0	0	0	0	0	0	0	0	1	0	1	.062
Mar 03	at Savannah State	pr/of	2	1	1	0	0	0	0	0	0	0	0	0	0	0	0	0	0	0	.111
Mar 07	at USC Upstate	3b/2b	2	0	0	0	0	0	0	0	0	0	0	0	0	0	0	1	0	1	.100
Mar 10	at UNCW	3b	0	0	0	0	0	0	0	0	0	0	0	0	0	0	0	0	0	0	.100
Mar 11	at UNCW-2	*dh	2	0	1	1	0	0	0	0	0	0	0	0	0	1	0	0	0	0	.136
Mar 19	CHARLESTON SOUT	*dh	2	0	0	0	0	0	0	0	0	0	0	0	0	0	0	1	0	0	.125
Mar 24	at Radford	ph/of	1	0	0	0	0	0	0	0	0	0	0	0	0	0	0	1	0	0	.120
Mar 25	at Radford	of	2	1	2	2	0	0	0	0	0	0	0	0	1	0	0	0	0	0	.185
Mar 25	at Radford	*of	3	0	1	0	1	0	0	0	0	0	0	1	0	0	1	1	0	0	.200
Mar 28	at N.C. Central	of	0	1	0	0	0	0	0	0	0	0	0	0	0	0	0	0	0	0	.200
Mar 29	VMI	*of	3	0	1	0	0	0	0	0	0	0	0	0	1	0	0	0	2	0	.212
Apr 07	at Gardner-Webb	3b	0	0	0	0	0	0	0	0	0	0	0	0	0	0	0	0	2	1	.212
Apr 09	at Gardner-Webb	3b	0	0	0	0	0	0	0	0	0	0	0	0	0	0	0	0	2	1	.212
Apr 13	PRESBYTERIAN	*dh	4	0	0	0	0	0	0	0	0	0	0	0	0	0	0	0	0	0	.189
Apr 15	PRESBYTERIAN	*dh/of	3	0	0	0	0	0	0	0	0	0	0	0	0	0	0	0	0	0	.175
Apr 18	at Virginia	ph/of	0	0	0	0	0	0	0	0	0	0	0	0	0	0	0	0	0	0	.175
Apr 21	WINTHROP-1	ph	1	0	1	1	0	0	0	0	0	0	0	0	0	0	0	0	0	0	.195
Apr 21	WINTHROP-2	3b	2	0	0	0	0	0	0	0	0	0	0	0	0	0	0	0	2	0	.186
Apr 22	WINTHROP	ph	1	0	0	0	0	0	0	0	0	0	0	0	0	0	0	1	0	0	.182
Apr 26	at James Madison	*dh	3	0	0	0	0	0	0	0	0	0	0	0	0	0	0	1	0	3	.170
Apr 28	LIBERTY	3b	1	0	1	0	0	0	0	0	0	0	0	0	0	0	0	0	1	1	.188
Apr 29	LIBERTY	3b	0	0	0	0	0	0	0	0	0	0	0	0	0	0	0	0	0	0	.188
May 06	LEHIGH-2	*dh	4	2	2	0	0	0	0	0	0	0	0	0	0	0	0	1	0	0	.212
May 07	LEHIGH	pr	0	0	0	0	0	0	0	0	0	0	0	0	0	0	0	0	0	0	.212
May 10	at Norfolk State	of	2	1	1	1	1	0	0	0	0	0	0	0	0	0	0	0	0	0	.222
May 13	at UNC Asheville	*of	3	2	1	0	0	0	0	0	0	0	0	0	1	0	0	2	0	0	.228
May 14	at UNC Asheville	pr	0	0	0	0	0	0	0	0	0	0	0	0	0	0	0	0	0	0	.228
May 18	at Campbell	ph	1	0	0	0	0	0	0	0	0	0	0	0	0	0	0	0	0	0	.224
May 19	at Campbell	*of	3	0	1	0	1	0	0	0	0	0	0	0	0	0	0	1	3	0	.230
May 20	at Campbell	*of	4	0	0	2	0	0	0	0	0	0	0	0	0	0	0	1	2	1	.215
Totals		Totals	65	9	14	8	3	0	0	3	1	0	2	4	2	0	15	12	12	2	.215

On base pct. .264 • Slugging pct. .262



Career Highs

AB	4 (3x)	last vs. Lehigh (gm 2)	5/6/17
Runs	2 (2x)	last at UNC Asheville	5/13/17
Hits	2 (2x)	last vs. Lehigh (gm 2)	5/6/17
RBI	2	at Radford (gm 1)	3/25/17
2B	1 (3x)	last at Campbell	5/19/17
3B		N/A	
HR		N/A	
BB	1 (3x)	last at Norfolk State	5/10/17
SB	1	at N.C. Central	3/28/17
CS		N/A	
HBP	1 (2x)	last vs. VMI	3/29/17
K	1 (13x)	last vs. Lehigh (gm 2)	5/6/17
PO	2 (2x)	last vs. VMI	3/29/17
A	3	at James Madison	4/26/17

Career Stats

Year	avg	gp-gs	ab	r	h	2b	3b	hr	rbi	tb	slg%	bb	hbp	so	gdp	ob%	sf	sh	sb-att	po	a	e	fld%
2017	.215	37-15	65	9	14	3	0	0	8	17	.262	3	2	15	0	.264	2	4	1-1	12	12	2	.923
2018																							
Total	.215	37-15	65	9	14	3	0	0	8	17	.262	3	2	15	0	.264	2	4	1-1	12	12	2	.923



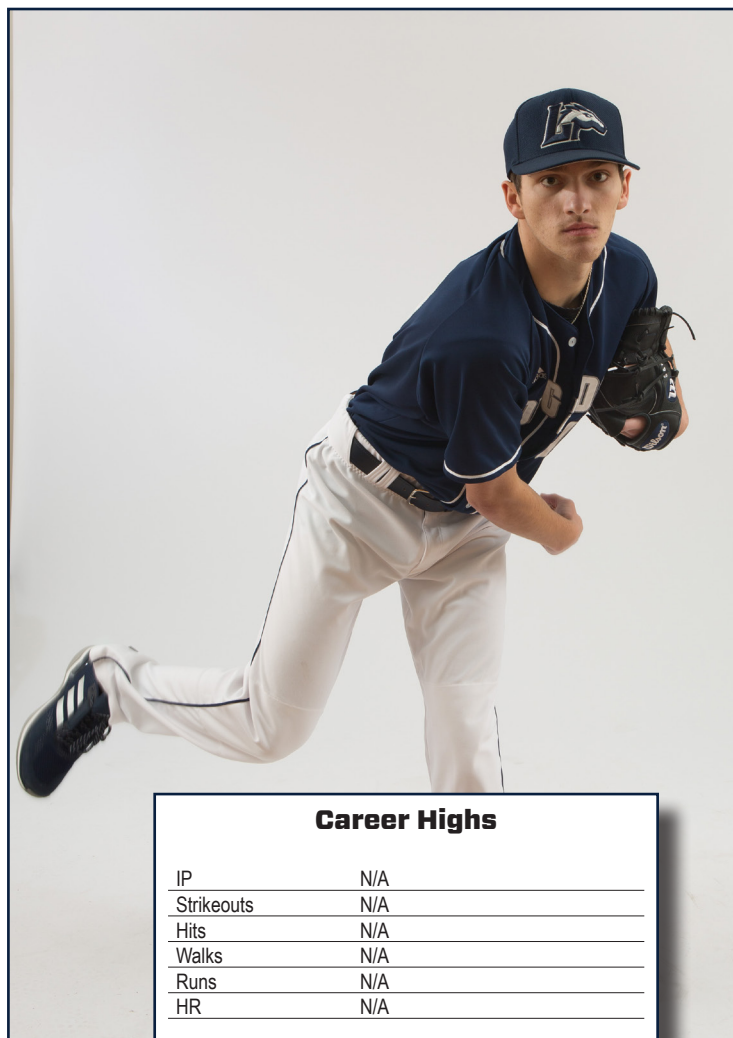
19

Nick Fuchs

RHP | R-R | 6-1 | 160
Junior | Transfer, Pa.

- Transfer from Division II Gannon University (Pa.).
- Relief pitcher at Gannon University, making 15 appearances in two years with 22 strikeouts in 19.2 innings pitched.
- Played at Reynolds High School and named Region Co-Pitcher of the Year as a senior, posting a 7-1 record with a 1.90 ERA and 65 strikeouts.
- Dad, Ralph, played collegiate baseball at Westminster College (Pa.).

Game-By-Game



Career Highs

IP	N/A
Strikeouts	N/A
Hits	N/A
Walks	N/A
Runs	N/A
HR	N/A

Career Pitching Stats

Year	era	w-l	app	gs	cg	sho	sv	ip	h	r	er	bb	so	2b	3b	hr	bf	b/avg	wp	hbp	bk	sfa	sha
2016																							
2017																							
2018																							
Total																							



21

Carlos Garrido

C | L-R | 5-10 | 200
Junior | Trumbull, Conn.

- Was the starting catcher for Longwood as a freshman, starting 51 of 56 games played after Mac McCafferty suffered a season-ending injury.
- Started the majority of games first two years on campus.
- Ranked as the number one catcher in the state of Connecticut for the class of 2016.

Game-By-Game (2017)

#21 GARRIDO, Carlos - 38 games (All games)

Date	Opponent	Pos	AB	R	H	RBI	2B	3B	HR	BB	SB	CS	HBP	SAC	SF	GDP	K	PO	A	E	Avg
Feb 17	at Elon	*c	2	0	1	0	0	0	0	0	0	0	0	0	0	0	1	6	0	1	.500
Feb 18	at Elon	ph/c	0	0	0	0	0	0	0	0	0	0	0	0	0	0	0	1	1	0	.500
Feb 22	at Richmond	*c	0	0	0	0	0	0	0	0	0	0	0	0	0	0	0	1	1	0	.500
Feb 25	ALBANY-1	*c	2	0	1	0	1	0	0	0	0	0	0	0	0	0	0	1	3	0	.500
Feb 25	ALBANY-2	*c	3	1	2	2	1	0	0	0	0	0	0	2	0	0	0	3	1	0	.571
Feb 26	ALBANY	*c	1	0	0	0	0	0	0	0	0	0	0	0	0	0	0	2	3	1	.500
Mar 01	GEORGE MASON	*c	4	1	0	0	0	0	0	0	0	0	0	0	0	0	3	12	1	0	.333
Mar 03	at Savannah State	*c	3	0	0	0	0	0	0	0	0	0	0	0	0	0	3	11	2	0	.287
Mar 04	at Savannah State	*c	3	1	0	0	0	0	0	1	0	0	0	0	0	0	1	12	1	1	.222
Mar 05	at Savannah State	*c	1	0	0	0	0	0	0	1	0	0	0	0	0	0	0	7	0	0	.211
Mar 07	at USC Upstate	*c	3	0	1	1	0	0	0	0	0	0	0	0	0	0	1	3	1	0	.227
Mar 10	at UNCW	*c	2	0	0	0	0	0	0	0	0	0	0	0	0	0	0	1	9	1	.208
Mar 18	CHARLESTON SOUT	*c	3	0	1	0	0	0	0	1	0	0	0	0	0	0	0	10	1	0	.222
Mar 19	CHARLESTON SOUT	*c	4	0	1	0	0	0	0	0	0	0	0	0	0	0	0	1	9	1	.226
Mar 25	at Radford	*c	3	1	2	0	2	0	0	1	0	0	0	0	0	0	1	7	1	0	.265
Mar 25	at Radford	*dh	4	0	0	0	0	0	0	0	0	0	0	0	0	0	0	1	0	0	.237
Mar 28	at N.C. Central	*c	1	1	0	0	0	0	0	2	0	0	0	0	0	0	1	4	0	0	.231
Mar 29	VMI	ph	0	0	0	0	0	0	0	1	0	0	0	0	0	0	0	0	0	0	.231
Apr 04	at VMI	*c	2	0	0	0	0	0	0	2	1	0	0	0	0	0	0	1	9	0	.220
Apr 07	at Gardner-Webb	*dh	4	0	1	0	0	0	0	0	0	0	0	0	0	0	2	0	0	0	.222
Apr 09	at Gardner-Webb	*c	3	0	1	1	0	0	0	1	0	0	0	0	0	0	0	8	1	0	.229
Apr 14	PRESBYTERIAN	ph	1	0	0	0	0	0	0	0	0	0	0	0	0	0	1	0	0	0	.224
Apr 15	PRESBYTERIAN	*c	0	0	0	0	0	0	0	0	0	0	0	0	0	0	0	0	0	0	.224
Apr 18	at Virginia	*c	0	0	0	0	0	0	0	1	0	0	0	0	0	0	0	1	0	0	.224
Apr 21	WINTHROP-1	ph/c	1	1	1	0	0	0	0	0	0	0	0	0	0	0	0	1	0	0	.240
Apr 21	WINTHROP-2	*c	0	0	0	0	0	0	0	2	0	0	0	0	0	0	0	2	0	0	.240
Apr 22	WINTHROP	*c	0	0	0	0	0	0	0	0	0	0	0	0	0	0	0	0	0	0	.240
Apr 26	at James Madison	*c	1	0	0	0	0	0	0	1	0	0	0	0	0	0	1	4	0	0	.235
Apr 28	LIBERTY	*c	1	0	0	0	0	0	0	0	0	0	0	0	0	0	1	1	0	0	.231
Apr 29	LIBERTY	ph/c	1	0	0	0	0	0	0	0	0	0	0	0	0	0	1	1	0	0	.226
May 03	NORFOLK STATE	*c	2	2	0	0	0	0	0	4	0	0	0	0	0	0	1	13	1	1	.218
May 06	LEHIGH-1	*c	1	0	0	0	0	0	0	0	0	0	0	0	0	0	0	1	3	0	.214
May 06	LEHIGH-2	*c	0	0	0	0	0	0	0	0	0	0	0	0	0	0	0	0	1	0	.214
May 07	LEHIGH	*c	1	0	1	1	0	0	0	0	0	0	0	0	0	0	0	3	0	0	.228
May 10	at Norfolk State	*c	4	0	1	2	0	0	0	0	0	0	0	0	0	0	0	1	9	1	.230
May 12	at UNC Asheville	*dh	4	0	0	0	0	0	0	0	0	0	0	0	0	0	0	2	0	0	.215
May 14	at UNC Asheville	*c	0	0	0	0	0	0	0	0	0	0	0	0	0	0	0	2	0	0	.215
May 18	at Campbell	ph	0	0	0	1	0	0	0	0	0	0	0	0	0	0	1	0	0	0	.215
Totals		21gs	65	8	14	9	4	0	0	18	1	0	3	1	1	0	27	158	18	4	.215

On base pct. .402 • Slugging pct. .277



Career Highs

AB	5 (3x)	last at Winthrop	5/14/16
Runs	2 (3x)	last vs. Norfolk State	5/3/17
Hits	3 (3x)	last at Winthrop	5/14/16
RBI	2 (5x)	last at Norfolk State	5/10/17
2B	2	last at Radford (gm 1)	3/25/17
3B	N/A		
HR	N/A		
BB	4	vs. Norfolk State	5/3/17
SB	1 (2x)	last at VMI	4/4/17
CS	N/A		
HBP	2	vs. UAlbany (gm 2)	2/25/17
K	4	at High Point	4/9/16
PO	14	vs. Savannah State	4/16/16
A	3 (3x)	last vs. UAlbany	2/26/17
CSB	1 (10x)		

Career Stats

Year	avg	gp-gs	ab	r	h	2b	3b	hr	rbi	tb	slg%	bb	hbp	so	gdp	ob%	sf	sh	sb-att	csb	a	e/pb	fld%
2016	.233	56-51	180	13	42	4	0	0	23	46	.256	11	5	41	4	.294	1	4	1-1	6	32	6/10	.984
2017	.215	38-21	65	8	14	4	0	0	9	18	.277	18	3	27	0	.402	1	1	1-1	4	18	4/3	.978
2018																							
Total	.229	94-72	245	21	56	8	0	0	32	64	.261	29	8	68	4	.327	2	5	2-2	10	50	10/13	.982



22

Andrew Corbitt

RHP | R-R | 5-11 | 225
Senior | Powhatan, Va.

- Right-handed pitcher transferred to Longwood in 2017 after pitching at South Georgia State College (Ga.), making 11 appearances in 2016.
- Attended Georgia Perimeter College for two seasons and did not appear in any games due to injury. Attended Patrick Henry Community College in 2013 and did not play baseball.
- Was a part of Powhatan's 2012 Virginia AA Baseball State Championship as a senior. Drove in the first run of the championship game on an RBI single.

Game-By-Game (2017)

#22 CORBITT, Andrew - 1 appearance (All games)

Date	Opponent	GS	IP	H	R	ER	BB	SO	2B	3B	HR	WP	BK	HBP	IBB	Score	W-L	Sv	ERA	NP
Mar 11	at UNCW-2		0.1	4	4	4	1	0	0	0	1	1	0	0	0	1-11	0-0	0	108.00	21
Totals		0	0.1	4	4	4	1	0	0	0	1	1	0	0	0	1-11	0-0	0	108.00	-



Career Highs

IP	0.1	at UNCW (gm 2)	3/11/17
Strikeouts	N/A		
Hits	4	at UNCW (gm 2)	3/11/17
Walks	1	at UNCW (gm 2)	3/11/17
Runs	4	at UNCW (gm 2)	3/11/17
HR	1	at UNCW (gm 2)	3/11/17

Career Stats

Year	era	w-l	app	gs	cg	sho	sv	ip	h	r	er	bb	so	2b	3b	hr	bf	b/avg	wp	hbp	bk	sfa	sha
2017	99.00	0-0	1	0	0	0	0	0.1	4	4	4	1	0	0	0	1	6	.800	1	0	0	0	0
2018																							
Total	99.00	0-0	1	0	0	0	0	0.1	4	4	4	1	0	0	0	1	6	.800	1	0	0	0	0



23

Ryan Shull

OF | L-R | 6-1 | 190

Senior | Mount Pleasant, Iowa

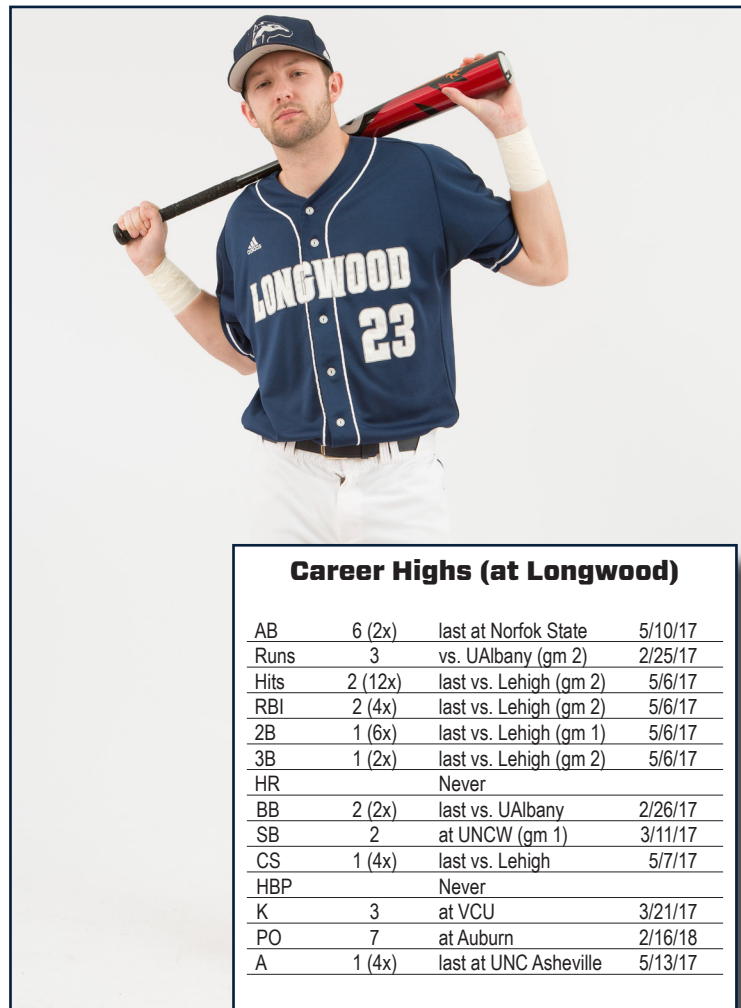
- Speedy outfielder joined Longwood after two years at Indian Hills Community College (Iowa).
- Lifted Longwood to a 2-1 win on a walk-off single against Presbyterian (3/13/17).
- Played baseball at Pella High School in Iowa. Hit .347 with 22 steals as a senior and holds the school record for steals in a career.
- Lettered four times in track in high school, setting three school records in career. Ran the 400-meter, the 200-meter, and 4x100 relay.

Game-By-Game

#23 SHULL, Ryan - 3 games (All games)

Date	Opponent	Pos	AB	R	H	RBI	2B	3B	HR	BB	SB	CS	HBP	SAC	SF	GDP	K	PO	A	E	Avg
Feb 16	at Auburn	*of	3	0	1	0	1	0	0	0	0	0	0	0	0	0	1	7	0	0	.333
Feb 17	at Auburn	*of	3	0	0	0	0	0	0	0	0	0	0	0	0	0	1	2	0	0	.167
Feb 18	at Auburn	*of	4	0	0	0	0	0	0	0	0	0	0	0	0	0	2	1	0	0	.100
Totals		3gs	10	0	1	0	1	0	0	0	0	0	0	0	0	0	4	10	0	0	.100

On base pct. .100 • Slugging pct. .200



Career Highs (at Longwood)

AB	6 (2x)	last at Norfolk State	5/10/17
Runs	3	vs. UAlbany (gm 2)	2/25/17
Hits	2 (12x)	last vs. Lehigh (gm 2)	5/6/17
RBI	2 (4x)	last vs. Lehigh (gm 2)	5/6/17
2B	1 (6x)	last vs. Lehigh (gm 1)	5/6/17
3B	1 (2x)	last vs. Lehigh (gm 2)	5/6/17
HR		Never	
BB	2 (2x)	last vs. UAlbany	2/26/17
SB	2	at UNCW (gm 1)	3/11/17
CS	1 (4x)	last vs. Lehigh	5/7/17
HBP		Never	
K	3	at VCU	3/21/17
PO	7	at Auburn	2/16/18
A	1 (4x)	last at UNC Asheville	5/13/17

Career Stats

Year	avg	gp-gs	ab	r	h	2b	3b	hr	rbi	tb	slg%	bb	hbp	so	gdp	ob%	sf	sh	sb-att	po	a	e	fld%
2015																							
2016																							
2017	.276	53-50	170	28	47	6	2	0	18	57	.335	18	1	45	2	.349	0	1	6-10	93	4	4	.960
2018	.100	3-3	10	0	1	1	0	0	0	2	.200	0	0	4	0	.100	0	0	0-0	10	0	0	1.000
Total	.267	56-53	180	28	48	7	2	0	18	59	.328	18	1	49	2	.337	0	1	6-10	103	4	4	.964



24

Michael Catlin

LHP | L-L | 6-4 | 215


Senior | New Market, Md.

- Left-handed relief pitcher with the ability to pitch as the closer, long-relief arm, or start games.
- Led the team with 25 appearances and was named to the Big South All-Academic team in 2016. Posted a 2.34 ERA in 23 relief outings with 25 strikeouts to 12 walks. Made six appearances of 3.0 innings or longer.
- Father, Dave, was a swimmer at Clemson.

Game-By-Game

#24 CATLIN, Michael - 1 appearance (All games)

Date	Opponent	GS	IP	H	R	ER	BB	SO	2B	3B	HR	WP	BK	HBP	IBB	Score	W-L	Sv	ERA	NP
Feb 18	at Auburn	*	4.1	4	3	3	3	2	2	0	0	0	0	1	0	0-3	0-1	0	6.23	67
Totals		1	4.1	4	3	3	3	2	2	0	0	0	0	1	0	0-3	0-1	0	6.23	-



Career Highs

IP	5.1	vs. Army	3/1/15
Strikeouts	6	at VCU	3/25/15
Hits	11	at Charleston Southern	4/4/16
Walks	4	vs. Fairleigh Dickinson	3/5/16
Runs	6	at Virginia	4/21/15
HR	1 (4x)	last vs. Winthrop (gm 1)	4/21/17

Career Stats

Year	era	w-l	app	gs	cg	sho	sv	ip	h	r	er	bb	so	2b	3b	hr	bf	b/avg	wp	hbp	bk	sfa	sha
2015	6.47	3-2	20	5	0	0	0	32.0	38	26	23	17	27	8	0	1	156	.292	2	6	2	1	2
2016	3.00	4-0	25	2	0	0	2	51.0	50	20	17	17	31	8	0	2	217	.263	1	4	0	2	4
2017	4.15	2-4	22	2	0	0	2	43.1	35	25	20	20	45	4	3	1	192	.222	4	4	3	1	9
2018	6.23	0-1	1	1	0	0	0	4.1	4	3	3	3	2	2	0	0	20	.250	0	1	0	0	0
Total	4.34	9-7	68	10	0	0	4	130.2	127	74	63	57	105	22	3	4	585	.257	7	15	5	4	15



26

Tommy Green

RHP | R-R | 6-2 | 190


Freshman | Virginia Beach, Va.

- Freshman right-handed pitcher who will add pitching depth.
- Four-year letterwinner at First Colonial. Two-time team MVP, posting an ERA lower than 3.00 all four years. Finished senior season with a 1.12 ERA and posted a 1.59 ERA as a junior.
- Cousin, Ian Thomas, played baseball at VCU and pitched in the Atlanta Braves and Los Angeles Dodgers systems after playing Independent League Baseball. Thomas made 30 Major League appearances.

Game-By-Game

#26 GREEN, Tommy - 1 appearance (All games)

Date	Opponent	GS	IP	H	R	ER	BB	SO	2B	3B	HR	WP	BK	HBP	IBB	Score	W-L	Sv	ERA	NP
Feb 16	at Auburn	0	2.0	1	2	2	0	5	0	0	0	2	0	3	0	0-6	0-0	0	9.00	32
Totals																				



Career Highs

IP	2.0	at Auburn	2/16/18
Strikeouts	5	at Auburn	2/16/18
Hits	1	at Auburn	2/16/18
Walks		N/A	
Runs	2	at Auburn	2/16/18
HR		N/A	

Career Stats

Year	era	w-l	app	gs	cg	sho	sv	ip	h	r	er	bb	so	2b	3b	hr	bf	b/avg	wp	hbp	bk	sfa	sha
2018	9.00	0-0	1	0	0	0	0	2	1	2	2	0	5	0	0	0	10	.143	2	3	0	0	0
Total	9.00	000	1	0	0	0	0	2	1	2	2	0	5	0	0	0	10	.143	2	3	0	0	0



27

Tyler Knapp

RHP | R-R | 6-3 | 230

Freshman | Newport News, Va.

- Freshman right-handed pitcher who looks to add depth to the pitching staff.
- Lettered in baseball final three seasons at Menchville High School.
- Was second team all-state as both a utility player and a pitcher in high school.
- Named the 2017 Daily Press Player of the Year.

Game-By-Game

#27 KNAPP, Tyler - 1 appearance (All games)

Date	Opponent	GS	IP	H	R	ER	BB	SO	2B	3B	HR	WP	BK	HBP	IBB	Score	W-L	Sv	ERA	NP
Feb 17	at Auburn	0	1.0	1	0	0	1	0	0	0	0	0	0	0	0	1-25	0-0	0	0.00	13
Totals		0	1.0	1	0	0	1	0	0	0	0	0	0	0	0	1-25	0-0	0	0.00	13



Career Highs

IP	1.0	at Auburn	2/17/18
Strikeouts	N/A		
Hits	1	at Auburn	2/17/18
Walks	1	at Auburn	2/17/18
Runs	N/A		
HR	N/A		

Career Stats

Year	era	w-l	app	gs	cg	sho	sv	ip	h	r	er	bb	so	2b	3b	hr	bf	b/avg	wp	hbp	bk	sfa	sha
2018	0.00	0-0	1	0	0	0	0	1.0	1	0	0	1	0	0	0	0	4	.333	0	0	0	0	0
Total	0.00	0-0	1	0	0	0	0	1.0	1	0	0	1	0	0	0	0	4	.333	0	0	0	0	0



29

Daniel Brandon

LHP | L-L | 6-0 | 190

Freshman | Kenova, W. Va.

- Left-handed pitcher who looks to compete for time on the mound in true freshman season.
- Lettered in baseball for four years at Spring Valley (W. Va.).
- Named second team all-state and first team all-conference as a senior after posting 52 strikeouts in 28.0 innings pitched with a 2.13 ERA and just 18 walks allowed.
- Posted a 2.82 ERA in 20.0 innings pitched as a junior.

Game-By-Game

#29 BRANDON, Daniel - 1 appearance (All games)

Date	Opponent	GS	IP	H	R	ER	BB	SO	2B	3B	HR	WP	BK	HBP	IBB	Score	W-L	Sv	ERA	NP
Feb 17	at Auburn	0	0.1	1	3	3	3	0	0	0	0	0	0	0	0	1-25	0-0	0	81.00	22
Totals		0	0.1	1	3	3	3	0	0	0	0	0	0	0	0	1-25	0-0	0	81.00	-



Career Highs

IP	0.1	at Auburn	2/17/18
Strikeouts	N/A		
Hits	1	at Auburn	2/17/18
Walks	3	at Auburn	2/17/18
Runs	3	at Auburn	2/17/18
HR	N/A		

Career Stats

Year	era	w-l	app	gs	cg	sho	sv	ip	h	r	er	bb	so	2b	3b	hr	bf	b/avg	wp	hbp	bk	sfa	sha
2018	81.00	0-0	1	0	0	0	0	0.1	1	3	3	3	0	0	0	0	5	.500	0	0	0	0	0
Total	81.00	0-0	1	0	0	0	0	0.1	1	3	3	3	0	0	0	0	5	.500	0	0	0	0	0



30

Tyler Mahone

1B/C | L-R | 6-0 | 195

Freshman | Charlottesville, Va.

- Freshman first baseman and catcher who can help fill a couple of spots on the field and has middle-order potential at the plate.
- Lettered three years in baseball at The Covenant School hitting better than .360 each season.
- First team all-state selection and first team all-conference in senior year after hitting .388 with eight home runs.

Game-By-Game

#30 MAHONE, Tyler - 2 games (All games)

Date	Opponent	Pos	AB	R	H	RBI	2B	3B	HR	BB	SB	CS	HBP	SAC	SF	GDP	K	PO	A	E	Avg
Feb 16	at Auburn	1b	1	0	0	0	0	0	0	0	0	0	0	0	0	0	0	0	0	0	.000
Feb 17	at Auburn	1b	0	0	0	0	0	0	0	0	0	0	0	0	0	0	0	1	0	0	.000
Totals		0gs	1	0	0	0	0	0	0	0	0	0	0	1	0	0	0	1	0	0	.000

On base pct. .500 • Slugging pct. .000



Career Highs

AB	1	at Auburn	2/16/18
Runs		N/A	
Hits		N/A	
RBI		N/A	
2B		N/A	
3B		N/A	
HR		N/A	
BB		N/A	
SB		N/A	
CS		N/A	
HBP	1	at Auburn	2/17/18
K		N/A	
PO	1	at Auburn	2/17/18
A		N/A	

Career Stats

Year	avg	gp-gs	ab	r	h	2b	3b	hr	rbi	tb	slg%	bb	hbp	so	gdp	ob%	sf	sh	sb-att	po	a	e	fld%
2018	.000	2-0	1	0	0	0	0	0	0	0	.000	0	1	0	0	.500	0	0	0-0	1	0	0	1.000
Total	.000	2-0	1	0	0	0	0	0	0	0	.000	0	1	0	0	.500	0	0	0-0	1	0	0	1.000



31

Jon Peterson

LHP/OF | L-L | 6-0 | 190

Junior | Lancaster, Pa.

- Made first career start on the mound at No. 11 Virginia on April 18, 2017.
- Picked up first RBI on three-run homer against Savannah State 4/15/16. Had winning two-run single 4/17/16.
- Appeared in 28 games, making 12 pitching appearances.
- Played both baseball and basketball in high school, tossing a sub-2 ERA in final two seasons.

Game-By-Game

#31 PETERSON, Jon - 1 appearance (All games)

Date	Opponent	GS	IP	H	R	ER	BB	SO	2B	3B	HR	WP	BK	HBP	IBB	Score	W-L	Sv	ERA	NP
Feb 17	at Auburn		0.0	2	3	3	1	0	1	0	0	0	0	0	0	1-25	0-0	0	999.00	11
Totals		0	0.0	2	3	3	1	0	1	0	0	0	0	0	0	1-25	0-0	0	999.00	11



Career Batting Highs

AB	4	at N.C. Central	4/19/16
Runs	1 (4x)	last vs. Winthrop (gm 1)	4/21/17
Hits	1 (6x)	last vs. Winthrop (gm 1)	4/21/17
RBI	3	vs. Savannah State	4/15/16
2B		N/A	
3B		N/A	
HR	1	vs. Savannah State	4/15/16
BB	1	at Radford	3/24/17
SB		N/A	
CS		N/A	
HBP		N/A	
K	2 (3x)	last at N.C. Central	3/28/17
PO	2	at East Carolina	2/21/16
A	1 (8x)	last vs. Norfolk State	5/3/17

Career Pitching Highs

IP	4.2	vs. N.C. Central	4/11/17
Strikeouts	5 (2x)	last vs. N.C. Central	4/11/17
Hits	8	at East Carolina	2/19/16
Walks	4 (2x)	last at James Madison	4/26/17
Runs	6	at East Carolina	2/19/16
HR	1 (4x)	last at Virginia	4/18/17

Career Pitching Stats

Year	era	w-l	app	gs	cg	sho	sv	ip	h	r	er	bb	so	2b	3b	hr	bf	b/avg	wp	hbp	bk	sfa	sha
2016	8.10	1-1	12	0	0	0	0	20.0	23	18	18	12	7	6	1	1	93	.307	2	4	0	2	0
2017	5.50	3-2	20	3	0	0	0	37.2	45	26	23	16	36	15	0	4	173	.302	2	4	0	2	2
2018	99.00	0-0	1	0	0	0	0	0.0	2	3	3	1	0	1	0	0	3	1.000	0	0	0	0	0
Total	6.87	4-3	33	3	0	0	0	57.2	70	47	44	29	43	22	1	5	269	.310	4	8	0	4	2

Career Hitting Stats

Year	avg	gp-gs	ab	r	h	2b	3b	hr	rbi	tb	slg%	bb	hbp	so	gdp	ob%	sf	sh	sb-att	po	a	e	fld%
2016	.227	28-1	22	3	5	0	0	1	5	8	.364	0	0	8	0	.227	0	0	0-0	9	3	0	1.000
2017	.100	10-1	10	1	1	0	0	0	0	1	.100	2	0	4	1	.250	0	1	0-0	3	7	3	.769
2018																							
Total	.188	38-2	32	4	6	0	0	1	5	9	.281	2	0	12	1	.235	0	1	0-0	12	10	3	.880



32

Jack Schnell

OF | L-L | 5-9 | 180

Freshman | Suffern, N.Y.

- Freshman looking to earn playing time in the outfield.
- Lettered three years in baseball at Suffern High School (N.Y.).
- Three time all-conference selection, three time all-county selection, and two-time all-section in high school.
- Hit .385 with 10 doubles, six triples, three home runs, and 24 RBI for the league champion team in senior year.
- Posted a .430 average with 15 RBI as a junior.
- Hit .370 with 21 RBI in sophomore season.

Game-By-Game

#32 SCHNELL, Jack - 3 games (All games)

Date	Opponent	Pos	AB	R	H	RBI	2B	3B	HR	BB	SB	CS	HBP	SAC	SF	GDP	K	PO	A	E	Avg
Feb 16	at Auburn	*dh	3	0	0	0	0	0	0	0	0	0	0	0	0	0	3	0	0	0	.000
Feb 17	at Auburn	*dh	2	0	0	0	0	0	0	0	0	0	0	0	0	0	0	0	0	0	.000
Feb 18	at Auburn	*dh	3	0	1	0	0	0	0	0	0	1	0	0	0	0	1	0	0	0	.125
Totals		3gs	8	0	1	0	0	0	0	0	0	1	0	0	0	0	4	0	0	0	.125

On base pct. .222 • Slugging pct. .125



Career Highs

AB	3 (2x)	last at Auburn	2/18/18
Runs		N/A	
Hits	1	at Auburn	2/18/18
RBI		N/A	
2B		N/A	
3B		N/A	
HR		N/A	
BB	1	at Auburn	2/18/18
SB		N/A	
CS		N/A	
HBP		N/A	
K	3	at Auburn	2/18/18
PO		N/A	
A		N/A	

Career Stats

Year	avg	gp-gs	ab	r	h	2b	3b	hr	rbi	tb	slg%	bb	hbp	so	gdp	ob%	sf	sh	sb-att	po	a	e	fld%
2018	.125	3-3	8	0	1	0	0	0	0	1	.125	1	0	4	0	.222	0	0	0-0	0	0	0	.000
Total	.125	3-3	8	0	1	0	0	0	0	1	.125	1	0	4	0	.222	0	0	0-0	0	0	0	.000



33

Eric Harp


RHP | R-R | 6-9 | 225
Junior | Yorktown, Va.

- Go-to back-end relief pitcher with the ability to close games. Has increased velocity since coming to campus.
- Appeared in eight games, all in relief, with three scoreless appearances, which were also hitless appearances.
- Selected to the Virginia High School Coaches Association All-Star game.
- Played basketball in high school and averaged 13.1 points per game, 12.4 rebounds per game, and five blocks per game.

Game-By-Game

#33 HARP, Eric - 1 appearance (All games)

Date	Opponent	GS	IP	H	R	ER	BB	SO	2B	3B	HR	WP	BK	HBP	IBB	Score	W-L	Sv	ERA	NP
Feb 18	at Auburn	0	1.0	0	0	0	1	0	0	0	0	0	0	0	0	0-3	0-0	0	0.00	12
Totals		0	1.0	0	0	0	1	0	0	0	0	0	0	0	0	0-3	0-0	0	0.00	-



Career Highs

IP	2.0 (4x)	last at VCU	3/21/17
Strikeouts	3	at VCU	3/21/17
Hits	3 (2x)	last vs. UAlbany (gm 1)	2/25/17
Walks	4	at Louisville	3/8/16
Runs	4 (2x)	last vs. Presbyterian	4/15/17
HR	1	at Gardner-Webb	4/8/17

Career Stats

Year	era	w-l	app	gs	cg	sho	sv	ip	h	r	er	bb	so	2b	3b	hr	bf	b/avg	wp	hbp	bk	sfa	sha
2016	11.05	1-1	8	0	0	0	0	7.1	10	10	9	17	2	2	0	0	50	.345	5	1	0	1	2
2017	9.00	0-1	22	0	0	0	1	16.0	17	26	16	20	14	4	0	1	84	.283	7	2	0	1	1
2018	0.00	0-0	1	0	0	0	0	1.0	0	0	0	1	0	0	0	0	4	.000	0	0	0	0	0
Total	9.25	1-2	31	0	0	0	1	24.1	27	36	25	38	16	6	0	1	138	.293	12	3	0	2	3



34

Todd Moxey

RHP | R-R | 6-2 | 180


Freshman | Emmaus, Pa.

- Freshman right-handed pitcher looking to compete for time on the mound.
- Lettered three years in baseball at Emmaus High School (Pa.).
- Lehigh Valley Third Team All-Area and The Morning Call Honorable Mention All-Area as a senior.
- Eastern Pennsylvania All-Conference First Team, Lehigh Valley Second Team All-Area, The Morning Call First Team All-Area, and team MVP as junior.

Game-By-Game

#34 MOXEY, Todd - 1 appearance (All games)

Date	Opponent	GS	IP	H	R	ER	BB	SO	2B	3B	HR	WP	BK	HBP	IBB	Score	W-L	Sv	ERA	NP
Feb 17	at Auburn	0	1.0	2	4	4	2	2	0	0	1	3	0	1	0	1-25	0-0	0	36.00	39
Totals		0	1.0	2	4	4	2	2	0	0	1	3	0	1	0	1-25	0-0	0	36.00	-



Career Highs

IP	1.0	at Auburn	2/17/18
Strikeouts	2	at Auburn	2/17/18
Hits	2	at Auburn	2/17/18
Walks	2	at Auburn	2/17/18
Runs	4	at Auburn	2/17/18
HR	1	at Auburn	2/17/18

Career Stats

Year	era	w-l	app	gs	cg	sho	sv	ip	h	r	er	bb	so	2b	3b	hr	bf	b/avg	wp	hbp	bk	sfa	sha
2018	36.00	0-0	1	0	0	0	0	1.0	2	4	4	2	2	0	0	1	8	.500	3	1	0	1	0
Total	36.00	0-0	1	0	0	0	0	1.0	2	4	4	2	2	0	0	1	8	.500	3	1	0	1	0



35

Nathan Iskowitz

C | R-R | 6-3 | 210

Sophomore | Chesterfield, Va.

- Walk-on catcher provides Longwood an additional hitter off the bench and added depth behind the plate.
- Four-year baseball standout at Clover Hill High School. Was a team captain, hitting .290 with 11 RBI.
- Played football as a freshman and lettered in volleyball for three years.
- Older brother, Ryan, played rugby at Mary Washington.

Game-By-Game

#35 ISKOWITZ, Nathan - 3 games (All games)

Date	Opponent	Pos	AB	R	H	RBI	2B	3B	HR	BB	SB	CS	HBP	SAC	SF	GDP	K	PO	A	E	Avg
Feb 16	at Auburn	c	0	0	0	0	0	0	0	0	0	0	0	0	0	0	0	0	0	0	.000
Feb 17	at Auburn	c	3	0	1	0	0	0	0	0	0	0	0	0	0	0	1	4	0	0	.333
Feb 18	at Auburn	c	1	0	1	0	0	0	0	0	0	0	0	0	0	0	0	2	0	0	.500
Totals		ogs	4	0	2	0	0	0	0	0	0	0	0	0	0	0	1	6	0	0	.500

On base pct. .500 • Slugging pct. .500



Career Highs

AB	4 (2x)	last at UNC Asheville	5/13/17
Runs	1	at UNC Asheville	5/13/17
Hits	1 (4x)	last vs. Liberty	4/28/17
RBI	2	vs. Charleston Southern	3/19/17
2B	1 (2x)	last vs. Winthrop (gm 2)	4/21/17
3B		N/A	
HR		N/A	
BB	1	vs. Liberty	4/29/17
SB		N/A	
CS		N/A	
HBP	1	at Radford	3/24/17
K	2 (2x)	last at UNC Asheville	5/13/17
PO	9	at UNC Asheville	5/13/17
A	1 (2x)	last at Norfolk State	5/10/17

Career Stats

Year	avg	gp-gs	ab	r	h	2b	3b	hr	rbi	tb	slg%	bb	hbp	so	gdp	ob%	sf	sh	sb-att	csb	a	e/pb	fld%
2017	.300	14-3	20	1	6	2	0	0	4	8	.400	1	1	7	0	.364	0	0	0-0	0	2	1/2	.966
2018	.500	3-0	4	0	2	0	0	0	0	2	.500	0	0	1	0	.500	0	0	0-0	0	0	0/0	1.000
Total	.333	17-3	24	1	8	2	0	0	4	10	.417	1	1	8	0	.385	0	0	0-0	0	2	1/2	.971



36

Dominic Diaz

RHP | L-R | 6-3 | 190

Freshman | Miami, Fla.

- Right-handed pitcher looking to contribute to the pitching staff.
- Lettered three years at Christopher Columbus High School (Fla.).
- Named to the Miami Dade County 9A Region Second Team and was first team all-district in senior season after posting a 1.36 ERA and striking out 36 batters in 46.1 innings.
- Uncle, Daniel Rios, pitched at the University of Miami and was drafted in the 72nd round of the 1990 MLB First-Year Player Draft by the New York Yankees.

Game-By-Game

Career Highs

IP
Strikeouts
Hits
Walks
Runs
HR

Career Stats

Year	era	w-l	app	gs	cg	sho	sv	ip	h	r	er	bb	so	2b	3b	hr	bf	b/avg	wp	hbp	bk	sfa	sha
2018																							
Total																							



37

Andrew Motley

UTL/RHP | R-R | 6-0 | 160

Freshman | Newport News, Va.

- Freshman utility player looking to contribute on the field.
- Lettered in baseball all four years at Menchville.
- Was the top defensive player for the team in sophomore season.
- Lettered in golf for three years in high school.

Game-By-Game




Career Highs

IP	
Strikeouts	
Hits	
Walks	
Runs	
HR	

Career Stats

Year	era	w-l	app	gs	cg	sho	sv	ip	h	r	er	bb	so	2b	3b	hr	bf	b/avg	wp	hbp	bk	sfa	sha
2018																							
Total																							



44

Cody Boydston

RHP | R-R | 6-2 | 215


Junior | Chester, Va.

- Right-handed relief pitcher capable of closing games. Made a team-high 25 appearances from the bullpen as a freshman and 17 as a sophomore.
- Big South Pitcher Of The Week for the week of 3/1/16 with four saves.
- Ranked a 2015 Perfect Game Honorable Mention All-American.
- Was pegged 10th in Virginia for the class of 2015 among right-handed pitchers.

Game-By-Game

#44 BOYDSTUN, Cody - 1 appearance (All games)

Date	Opponent	GS	IP	H	R	ER	BB	SO	2B	3B	HR	WP	BK	HBP	IBB	Score	W-L	Sv	ERA	NP
Feb 17	at Auburn	1	2.0	8	9	9	2	2	1	0	2	0	0	1	0	1-25	0-1	0	40.50	53
Totals		1	2.0	8	9	9	2	2	1	0	2	0	0	1	0	1-25	0-1	0	40.50	-



Career Highs

IP	5.0	vs. Norfolk State	5/3/17
Strikeouts	8	vs. Norfolk State	5/3/17
Hits	8	vs. Norfolk State	5/3/17
Walks	2 (7x)	last at Auburn	2/17/18
Runs	9	at Auburn	2/17/18
HR	2	at Auburn	2/17/18

Career Stats

Year	era	w-l	app	gs	cg	sho	sv	ip	h	r	er	bb	so	2b	3b	hr	bf	b/avg	wp	hbp	bk	sfa	sha
2016	3.51	1-3	25	0	0	0	5	33.1	37	18	13	12	24	6	1	0	152	.282	11	5	0	3	1
2017	7.50	2-1	17	0	0	0	1	24.0	30	25	20	17	36	2	1	0	125	.297	8	4	0	1	2
2018	40.50	0-1	1	1	0	0	0	2.0	8	9	9	2	2	1	0	2	17	.571	0	1	0	0	0
Total	6.37	3-5	43	1	0	0	6	59.1	75	52	42	31	62	9	2	2	294	.305	19	10	0	4	3



45

Zach Potojecki

RHP | R-R | 5-11 | 215

Senior | Danville, Va.

- Struck out 13 batters in 6.2 innings of shutout ball at Savannah State (3/3), finishing one short of the school strikeout record.
- Struck out 11 batters in 16.0 innings of work as a junior. Tossed 6.2 innings of five-run ball with four earned runs in a start at East Carolina 2/21/16.
- Pitched four scoreless outings out of the bullpen in 2015.

Game-By-Game

#45 POTOJECKI, Zach - 1 appearance (All games)

Date	Opponent	GS	IP	H	R	ER	BB	SO	2B	3B	HR	WP	BK	HBP	IBB	Score	W/L	Sv	ERA	NP
Feb 18	at Auburn	0	1.0	1	0	0	0	0	0	0	0	0	0	0	0	0-3	0-0	0	0.00	15
Totals		0	1.0	1	0	0	0	0	0	0	0	0	0	0	0	0-3	0-0	0	0.00	15



Career Highs

IP	7.0	vs. Liberty	4/30/17
Strikeouts	13	at Savannah State	3/3/17
Hits	9 (2x)	last at Richmond	2/22/17
Walks	5	vs. Lehigh	5/7/17
Runs	6 (2x)	last at Richmond	2/22/17
HR	2 (2x)	last vs. Liberty	4/30/17

Career Stats

Year	era	w-l	app	gs	cg	sho	sv	ip	h	r	er	bb	so	2b	3b	hr	bf	b/avg	wp	hbp	bk	sfa	sha
2015	4.58	0-1	10	1	0	0	1	17.2	19	10	9	6	16	2	0	1	82	.264	3	2	0	2	0
2016	7.31	0-3	6	4	0	0	0	16.0	22	16	13	8	11	4	1	0	81	.328	2	3	1	2	1
2017	4.57	2-7	15	10	0	0	0	63.0	59	37	32	27	82	18	4	5	276	.249	11	4	0	5	3
2018	0.00	0-0	1	0	0	0	0	1.0	1	0	0	0	0	0	0	0	4	.250	0	0	0	0	0
Total	4.98	2-11	32	15	0	0	1	97.2	101	63	54	41	109	24	5	6	443	.266	16	9	1	9	4



54

Jake Jansen

OF | R-R | 6-0 | 175

Freshman | Gainesville, Va.

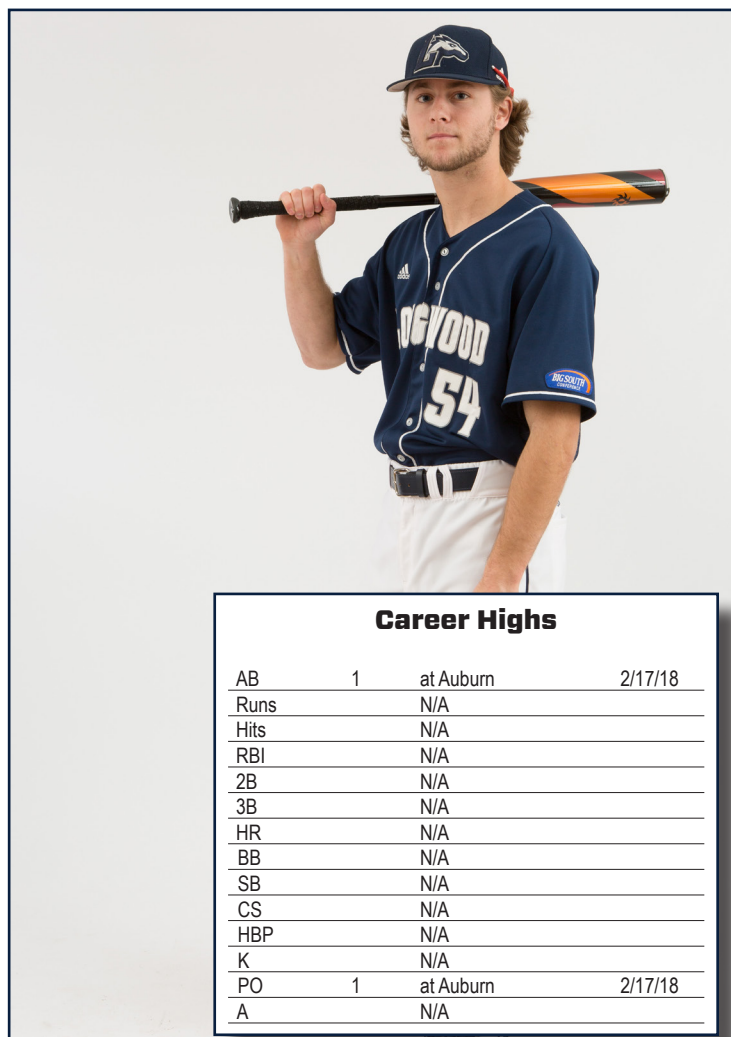
- Freshman outfielder looking to compete for time in the field.
- Lettered all four years in baseball at Patriot High School.
- All-conference team selection in sophomore, junior, and senior years.
- Was also on the dive team in high school.
- Father, Mark, played golf at George Mason.

Game-By-Game

#54 JANSEN, Jake - 1 game (All games)

Date	Opponent	Pos	AB	R	H	RBI	2B	3B	HR	BB	SB	CS	HBP	SAC	SF	GDP	K	PO	A	E	Avg
Feb 17	at Auburn	Ogs	1	0	0	0	0	0	0	0	0	0	0	0	0	0	0	1	0	0	.000
Totals			1	0	0	0	0	0	0	0	0	0	0	0	0	0	0	1	0	0	.000

On base pct. .000 • Slugging pct. .000



Career Highs

AB	1	at Auburn	2/17/18
Runs		N/A	
Hits		N/A	
RBI		N/A	
2B		N/A	
3B		N/A	
HR		N/A	
BB		N/A	
SB		N/A	
CS		N/A	
HBP		N/A	
K		N/A	
PO	1	at Auburn	2/17/18
A		N/A	

Career Stats

Year	avg	gp-gs	ab	r	h	2b	3b	hr	rbi	tb	slg%	bb	hbp	so	gdp	ob%	sf	sh	sb-att	po	a	e	fld%
2018	.000	1-0	1	0	0	0	0	0	0	0	.000	0	0	0	0	.000	0	0	0-0	1	0	0	1.000
Total	.000	1-0	1	0	0	0	0	0	0	0	.000	0	0	0	0	.000	0	0	0-0	1	0	0	1.000

TEAM STATS

Overall Statistics for Longwood (as of Feb 18, 2018)
(All games Sorted by Batting avg)

Record: 0-3 Home: 0-0 Away: 0-3 Big South: 0-0

Player	avg	gp-gs	ab	r	h	2b	3b	hr	rbi	tb	slg%	bb	hp	so	gdp	ob%	sf	sh	sb-att	po	a	e	fld%
BLAKENEY, Nate	.300	3-3	10	0	3	0	0	0	1	3	.300	0	2	4	0	.417	0	0	0-0	1	2	0	1.000
MCALLISTER, Jawan	.250	3-3	8	0	2	0	0	0	0	2	.250	0	0	1	0	.250	0	0	0-0	8	1	0	1.000
SCHNELL, Jack	.125	3-3	8	0	1	0	0	0	0	1	.125	1	0	4	0	.222	0	0	0-0	0	0	0	.000
MERCADO, Eli	.125	3-3	8	1	1	0	0	0	0	1	.125	1	0	3	0	.222	0	0	0-0	5	3	0	1.000
MILLER, S.	.100	3-3	10	0	1	0	0	0	0	1	.100	1	0	2	0	.182	0	0	0-0	3	0	0	1.000
SHULL, Ryan	.100	3-3	10	0	1	1	0	0	0	2	.200	0	0	4	0	.100	0	0	0-0	10	0	0	1.000
MITCHELL, Justin	.100	3-3	10	0	1	0	0	0	0	1	.100	1	0	3	0	.182	0	0	0-1	15	2	0	1.000
TUCKER, Antwaun	.091	3-3	11	0	1	0	0	0	0	1	.091	1	0	3	0	.167	0	0	0-1	5	7	1	.923

ISKOWITZ, Nathan	.500	3-0	4	0	2	0	0	0	0	2	.500	0	0	1	0	.500	0	0	0-0	6	0	0	1.000
MCCAFFERTY, Mac	.000	3-3	4	0	0	0	0	0	0	0	.000	0	0	2	0	.000	0	1	0-0	17	1	0	1.000
CRAIN, Eric	.000	2-0	3	0	0	0	0	0	0	0	.000	0	0	3	0	.000	0	0	0-0	0	0	0	.000
CARTER, Scott	.000	1-0	2	0	0	0	0	0	0	0	.000	0	0	2	0	.000	0	0	0-0	0	0	0	.000
MAHONE, Tyler	.000	2-0	1	0	0	0	0	0	0	0	.000	0	1	0	0	.500	0	0	0-0	1	0	0	1.000
JANSEN, Jake	.000	1-0	1	0	0	0	0	0	0	0	.000	0	0	0	0	.000	0	0	0-0	1	0	0	1.000
Totals	.144	3	90	1	13	1	0	0	1	14	.156	5	3	32	0	.214	0	1	0-2	72	18	1	.989
Opponents	.356	3	104	34	37	10	0	4	33	59	.567	20	7	21	1	.481	2	0	2-4	81	33	0	1.000

LOB - Team (17), Opp (27). DPs turned - Team (1).

(All games Sorted by Earned run avg)

Player	era	w-l	app	gs	cg	sho	sv	ip	h	r	er	bb	so	2b	3b	hr	b/avg	wp	hp	bks	sfa	sha
FARKAS, Steven	5.40	0-1	1	1	0	0/0	0	5.0	6	3	3	3	4	3	0	0	.300	0	0	1	0	0
CATLIN, Michael	6.23	0-1	1	1	0	0/0	0	4.1	4	3	3	3	2	2	0	0	.250	0	1	0	0	0
GREGORY, John	15.00	0-0	2	0	0	0/0	0	3.0	8	5	5	0	2	2	0	1	.471	0	0	0	0	0

MORGAN, Tyler	0.00	0-0	1	0	0	0/0	0	1.2	1	0	0	0	3	1	0	0	.167	0	1	0	0	0
POTOJECKI, Zach	0.00	0-0	1	0	0	0/0	0	1.0	1	0	0	0	0	0	0	0	.250	0	0	0	0	0
HARP, Eric	0.00	0-0	1	0	0	0/0	0	1.0	0	0	0	1	0	0	0	0	.000	0	0	0	0	0
KNAPP, Tyler	0.00	0-0	1	0	0	0/0	0	1.0	1	0	0	1	0	0	0	0	.333	0	0	0	0	0
GREEN, Tommy	9.00	0-0	1	0	0	0/0	0	2.0	1	2	2	0	5	0	0	0	.143	2	3	0	0	0
CAMPBELL, Maceo	10.80	0-0	1	0	0	0/0	0	1.2	2	2	2	4	1	0	0	0	.333	0	0	0	1	0
MOXEY, Todd	36.00	0-0	1	0	0	0/0	0	1.0	2	4	4	2	2	0	0	1	.500	3	1	0	1	0
BOYDSTUN, Cody	40.50	0-1	1	1	0	0/0	0	2.0	8	9	9	2	2	1	0	2	.571	0	1	0	0	0
BRANDON, Daniel	81.00	0-0	1	0	0	0/0	0	0.1	1	3	3	3	0	0	0	0	.500	0	0	0	0	0
PETERSON, Jon	99.00	0-0	1	0	0	0/0	0	0.0	2	3	3	1	0	1	0	0	1.000	0	0	0	0	0
Totals	12.75	0-3	3	3	0	0/0	0	24.0	37	34	34	20	21	10	0	4	.356	5	7	1	2	0
Opponents	0.33	3-0	3	3	0	2/2	1	27.0	13	1	1	5	32	1	0	0	.144	0	3	0	0	1

PB - Team (1), MCCAFFERTY 1. SBA/ATT - MCCAFFERTY (2-3), FARKAS, S. (2-3), CATLIN, M. (0-1).

BIG SOUTH STATS (2017)

Conference statistics for Longwood (as of Nov 08, 2017)
(Big South games only Sorted by Batting avg)

Record: 7-17 Home: 4-8 Away: 3-9 Big South: 7-17

Player	avg	gp-gs	ab	r	h	2b	3b	hr	rbi	tb	slg%	bb	hp	so	gdp	ob%	sf	sh	sb-att	po	a	e	fld%
OSINSKI, Michael	.300	22-22	90	13	27	6	0	1	11	36	.400	5	0	11	2	.333	1	0	4-4	30	37	6	.918
TUCKER, Antwaun	.295	22-22	88	8	26	2	1	3	9	39	.443	7	1	22	0	.354	0	2	6-7	42	5	0	1.000
HARVELL, Brandon	.273	24-24	88	13	24	3	1	1	10	32	.364	8	0	20	3	.330	1	5	1-1	29	43	8	.900
SHULL, Ryan	.272	24-24	81	8	22	2	0	0	8	24	.296	7	1	14	1	.337	0	0	3-5	47	3	1	.980
MILLER, Sammy	.247	23-23	81	11	20	4	1	0	4	26	.321	16	5	15	2	.402	0	3	8-12	50	1	3	.944
MITCHELL, J.	.244	23-22	86	6	21	5	0	0	9	26	.302	7	2	10	2	.316	0	0	0-1	122	2	3	.976
LEWIS, Alex	.221	24-24	86	9	19	6	0	1	6	28	.326	12	3	12	1	.337	0	0	2-3	50	26	5	.938
BLAKENEY, Nate	.169	23-20	65	8	11	2	0	1	4	16	.246	11	3	22	0	.316	0	1	0-0	12	8	3	.870

MENDEZ, Joey	.433	11-8	30	3	13	1	0	0	2	14	.467	3	0	5	0	.485	0	1	0-0	65	5	3	.959
ISKOWITZ, Nathan	.417	9-2	12	1	5	2	0	0	3	7	.583	1	1	4	0	.500	0	0	0-0	17	0	1	.944
GARRIDO, Carlos	.241	16-7	29	2	7	2	0	0	3	9	.310	5	0	10	0	.343	1	0	0-0	41	4	0	1.000
KELLER, Grant	.226	18-7	31	3	7	2	0	0	5	9	.290	0	0	6	0	.219	1	3	0-0	8	7	2	.882
BARRY, James	.200	8-0	5	1	1	1	0	0	0	2	.400	0	0	2	0	.200	0	0	0-0	4	3	0	1.000
CARTER, Scott	.200	15-0	5	4	1	0	0	0	0	1	.200	1	0	2	0	.333	0	0	0-0	0	0	0	.000
MCCAFFERTY, Mac	.189	15-11	37	1	7	2	0	0	4	9	.243	2	2	10	1	.262	1	1	0-0	109	14	5	.961
PETERSON, Jon	.167	6-0	6	1	1	0	0	0	0	1	.167	2	0	2	1	.375	0	0	0-0	1	1	0	1.000
Totals	.259	24	820	92	212	40	3	7	78	279	.340	87	18	167	13	.341	5	16	24-33	632	184	49	.943
Opponents	.275	24	839	170	231	49	10	23	143	369	.440	106	21	239	8	.368	6	19	25-29	649	270	27	.971

LOB - Team (206), Opp (189). DPs turned - Team (12), Opp (23). CI - Team (0), Opp (1). IBB - Team (2), OSINSKI, M. 1, LEWIS, A. 1, Opp (1). Picked off - MENDEZ, J. 1, MILLER, S. 1.

(Big South games only Sorted by Earned run avg)

Player	era	w-l	app	gs	cg	sho	sv	ip	h	r	er	bb	so	2b	3b	hr	b/avg	wp	hp	bks	sfa	sha
WAGER, Cody	2.47	2-3	8	8	2	0/1	0	51.0	45	25	14	15	62	6	2	3	.227	3	4	2	1	3
FARKAS, Steven	3.54	1-3	8	7	0	0/0	0	40.2	44	19	16	13	46	10	0	3	.273	3	3	1	0	0
POTOJECKI, Zach	4.02	1-5	9	6	0	0/0	0	40.1	35	23	18	14	51	11	3	5	.232	6	1	0	3	3
GOULD, Devin	6.11	2-2	11	2	0	0/0	0	28.0	31	24	19	18	27	8	0	0	.287	7	7	2	1	4

BOYDSTUN, Cody	3.86	0-0	4	0	0	0/0	0	7.0	4	3	3	5	12	0	0	0	.174	3	1	0	1	1
WIRSU, Tyler	5.00	0-0	6	1	0	0/0	0	9.0	13	7	5	9	7	2	0	1	.333	4	1	0	0	0
PETERSON, Jon	8.10	0-0	7	0	0	0/0	0	6.2	9	6	6	3	4	3	0	2	.321	2	0	0	0	0
CATLIN, Michael	9.20	1-3	12	0	0	0/1	1	14.2	17	20	15	6	17	1	3	1	.288	1	4	0	0	7
HARP, Eric	12.46	0-1	8	0	0	0/0	0	4.1	5	12	6	9	4	1	0	1	.278	4	0	0	0	1
SIMPSON, Luke	22.50	0-0	2	0	0	0/0	0	2.0	5	5	5	3	2	2	0	0	.455	0	0	0	0	0
RILEY, Travis	24.00	0-0	2	0	0	0/0	0	3.0	9	8	8	4	2	2	2	3	.529	1	0	0	0	0
GREGORY, John	27.00	0-0	3	0	0	0/0	0	2.1	6	10	7	2	3	0	0	3	.400	2	0	0	0	0
MORGAN, Tyler	43.20	0-0	5	0	0	0/0	0	1.2	8	8	8	5	2	3	0	1	.727	0	0	0	0	0
Totals	5.55	7-17	24	24	2	1/1	1	210.2	231	170	130	106	239	49	10	23	.275	36	21	5	6	19
Opponents	2.95	17-7	24	24	1	2/2	8	216.1	212	92	71	87	167	40	3	7	.259	13	18	1	5	16

PB - Team (6), MCCAFFERTY 2, MENDEZ, J. 2, ISKOWITZ, N. 2, Opp (3). Pickoffs - Team (4), WAGER, C. 1, MENDEZ, J. 1, POTOJECKI, Z 1, FARKAS, S. 1, Opp (2). SBA/ATT - MCCAFFERTY (13-16), WAGER, C. (7-7), MENDEZ, J. (6-6), CATLIN, M. (4-6), GARRIDO, C. (4-4), FARKAS, S. (3-3), GOULD, D. (2-3), POTOJECKI, Z (3-3), ISKOWITZ, N. (2-2), BOYDSTUN, C. (2-2), RILEY, T. (2-2), MORGAN, T. (0-1), HARP, E. (1-1), PETERSON, J. (1-1).

INDIVIDUAL GAME HIGHS

**Season Game Highs for Longwood (as of Feb 18, 2018)
(All games)**

INDIVIDUAL GAME HIGHS**Batting**

At bats:	4	- (8 times)
Runs scored:	1	- MERCADO, Eli at Auburn (Feb 17, 2018)
Hits:	2	- BLAKENEY, Nate at Auburn (Feb 17, 2018)
	2	- MCALLISTER, Jawan at Auburn (Feb 18, 2018)
RBIs:	1	- BLAKENEY, Nate at Auburn (Feb 17, 2018)
Doubles:	1	- SHULL, Ryan at Auburn (Feb 16, 2018)
Total bases:	2	- SHULL, Ryan at Auburn (Feb 16, 2018)
	2	- BLAKENEY, Nate at Auburn (Feb 17, 2018)
	2	- MCALLISTER, Jawan at Auburn (Feb 18, 2018)
Walks:	1	- (5 times)
Strikeouts:	3	- SCHNELL, Jack at Auburn (Feb 16, 2018)
Sac hits:	1	- MCCAFFERTY, Mac at Auburn (Feb 18, 2018)
Hit by pitch:	1	- BLAKENEY, Nate at Auburn (Feb 16, 2018)
	1	- MAHONE, Tyler at Auburn (Feb 17, 2018)
	1	- BLAKENEY, Nate at Auburn (Feb 17, 2018)
Caught stealing:	1	- TUCKER, Antwaun at Auburn (Feb 16, 2018)
	1	- MITCHELL, Justin at Auburn (Feb 17, 2018)
Runners LOB:	4	- MILLER, S. at Auburn (Feb 18, 2018)

Fielding

Putouts:	9	- MCCAFFERTY, Mac at Auburn (Feb 16, 2018)
Assists:	3	- TUCKER, Antwaun at Auburn (Feb 17, 2018)
	3	- MERCADO, Eli at Auburn (Feb 17, 2018)
Errors:	1	- TUCKER, Antwaun at Auburn (Feb 18, 2018)
Passed balls:	1	- MCCAFFERTY, Mac at Auburn (Feb 17, 2018)

Pitching

Innings pitched:	5.0	- FARKAS, Steven at Auburn (Feb 16, 2018)
Runs allowed:	9	- BOYDSTUN, Cody at Auburn (Feb 17, 2018)
Earned runs:	9	- BOYDSTUN, Cody at Auburn (Feb 17, 2018)
Walks allowed:	4	- CAMPBELL, Maceo at Auburn (Feb 17, 2018)
Strikeouts:	5	- GREEN, Tommy at Auburn (Feb 16, 2018)
Hits allowed:	8	- BOYDSTUN, Cody at Auburn (Feb 17, 2018)
Doubles allowed:	3	- FARKAS, Steven at Auburn (Feb 16, 2018)
Homers allowed:	2	- BOYDSTUN, Cody at Auburn (Feb 17, 2018)
Wild pitches:	3	- MOXEY, Todd at Auburn (Feb 17, 2018)
Hit batters:	3	- GREEN, Tommy at Auburn (Feb 16, 2018)