



LIBERTY BASEBALL

@libertyflames
@lugameday
@libertybaseball

Game Notes

Ryan Bomberger • rbomberger@liberty.edu • Office: (434) 582-2292 • Cell: (434) 221-5576

2017 Schedule

Date	Opponent	Time
Feb. 17	vs. No. 16 Virginia ▲	L, 2-10
Feb. 18	vs. Kansas ▲	W, 6-1
Feb. 19	at The Citadel ▲	W, 9-1
Feb. 22	KENTUCKY	W, 5-4
Feb. 24	vs. UMBC ●	W, 8-5
Feb. 25	vs. Kansas State ●	L, 2-8
Feb. 26	vs. Kansas State ●	L, 3-4
Feb. 28	at Elon	W, 1-0 (10 inn.)
March 3	BRYANT	W, 4-1
March 4	BRYANT	W, 3-1
March 5	BRYANT	L, 6-9
March 7	DUKE	W, 8-4
March 10	ST. JOHN'S	L, 4-5 (10 inn.)
March 11	ST. JOHN'S	L, 2-4
March 11	ST. JOHN'S	W, 7-6
March 17	HIGH POINT*	W, 11-1
March 18	HIGH POINT*	L, 4-5
March 19	HIGH POINT*	W, 14-2
March 21	JAMES MADISON	W, 5-1
March 24	at Charleston Southern*	W, 12-2
March 25	at Charleston Southern*	W, 17-3
March 26	at Charleston Southern*	L, 4-11
March 28	at East Carolina	L, 6-8
March 31	BETHUNE-COOKMAN	L, 4-5
April 1	BETHUNE-COOKMAN	W, 4-3 (10 inn.)
April 2	BETHUNE-COOKMAN	W, 6-1
April 4	RADFORD	L, 4-5 (11 inn.)
April 8	at Radford*	W, 9-4
April 8	at Radford*	W, 6-1
April 9	at Radford*	W, 13-3
April 11	at James Madison	W, 26-1 (7 inn.)
April 13	WINTHROP*	L, 3-5
April 14	WINTHROP*	L, 4-11
April 15	WINTHROP*	L, 2-13
April 18	at No. 3 North Carolina	W, 5-2
April 21	at Gardner-Webb*	W, 10-8
April 22	at Gardner-Webb*	L, 8-10
April 22	at Gardner-Webb*	W, 17-4
April 28	at Longwood*	7 p.m.
April 29	at Longwood*	4 p.m.
April 30	at Longwood*	2 p.m.
May 2	at Virginia	6 p.m.
May 5	CAMPBELL*	6 p.m.
May 6	CAMPBELL*	6 p.m.
May 7	CAMPBELL*	2 p.m.
May 9	ELON	6 p.m.
May 10	at South Carolina	7 p.m.
May 12	at VCU	6:30 p.m.
May 13	at VCU	2 p.m.
May 14	at VCU	1 p.m.
May 16	at Duke	6 p.m.
May 18	PRESBYTERIAN*	6 p.m.
May 19	PRESBYTERIAN*	6 p.m.
May 20	PRESBYTERIAN*	2 p.m.
May 23-27	Big South Championship ■	TBA
Jun 2-4	NCAA Regionals	TBA

▲ - The Charleston Crab House Challenge - Riley Park - Charleston, S.C.

● - Lexington County vs. Cancer - Lexington Co. Stadium - Lexington, S.C.

* - Big South Conference Game

■ - Lexington Co. Stadium - Lexington, S.C.

All Games are Eastern Time and Subject to Change

GAME 39 vs. Longwood
April 28 - 7 p.m.
Farmville, Va.
Bolding Stadium (500)

GAME 40 vs. Longwood
April 29 - 4 p.m.
Farmville, Va.
Bolding Stadium (500)

GAME 41 vs. Longwood
April 30 - 2 p.m.
Farmville, Va.
Bolding Stadium (500)

Liberty Flames Sports Radio Network



All three games of this Big South series can be heard on the LFSN Radio Network with Nick Pierce calling the action. The game can be heard on the dial at ESPN Radio 93.3 FM/1320 AM.



ON THE WEB: www.LibertyFlames.com



MOBILE: ESPNinVA app

ESPN 3/Watch ESPN



Friday's game will be broadcast live by the Big South Conference exclusively on ESPN 3. The broadcast can be accessed on LibertyFlames.com

Big South Network



Saturday's and Sunday's contests will be video streamed live by the Big South Network. The broadcast can be accessed on LibertyFlames.com or through the Big South Network.

Live Stats



www.LibertyFlames.com



23-15
OVERALL

9-6
BIG SOUTH

SCOTT JACKSON
HEAD COACH

SAME
LIBERTY

SAME
CAREER

FLAMES

Avg.

.270

Runs

264

2B

75

HR

30

RBI

235

ERA

3.84

IP

340.0

Runs

174

ER

145

BB

135

SO

312

OBavg.

.252



13-26
OVERALL

5-10
BIG SOUTH

RYAN MAU
HEAD COACH

67-87
LONGWOOD

SAME
CAREER

LANCERS

Avg.

.258

Runs

172

2B

66

HR

14

RBI

156

ERA

5.61

IP

340.1

Runs

273

ER

212

BB

183

SO

366

OBavg.

.288

Quick Hits

- Liberty enters the weekend with a 23-15 overall record and 9-6 mark in the Big South. The Flames split a Big South double-header at Gardner-Webb in their last outing on Saturday.
- Liberty and Longwood did not meet during the Big South regular season, last year. The Flames and Lancers did meet during the 2016 Big South Baseball Championship, with Liberty winning 9-3. Liberty leads the all-time series between the two teams, 24-5-2.
- Longwood has posted a 13-26 overall record and a 5-10 mark in Big South play. The Lancers are 6-10 at home, this season.
- Liberty opened an eight-game road trip, its longest of the season, on April 18 with a 5-2 win at No. 3 North Carolina. The Flames are 3-1 on the road trip and have posted an 11-3 road record, the third best road mark in Division I baseball according to WarrenNolan.com.
- The 2017 season is Liberty's first under head coach Scott Jackson. Jackson, who was an assistant coach at Liberty in 2008, spent the past eight seasons as an assistant on head coach Mike Fox's staff at North Carolina.

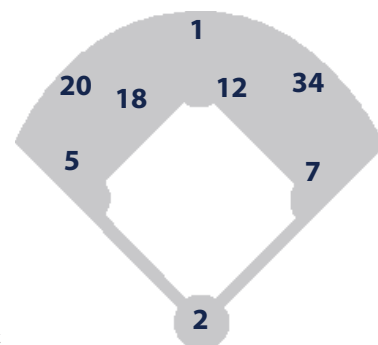
Possible Starting Pitchers

#	Player	Cl.	L/R	ERA	W-L	APP	GS	IP	BB	SO
Fri. 49	Garret Price	Fr.	RHP	2.83	3-1	15	4	41.1	18	41
Sat. 36	Jackson Bertsch	R-Jr.	RHP	4.93	1-3	9	9	38.1	10	38
Sun. 17	Evan Mitchell	Sr.	RHP	3.14	5-1	10	9	48.2	24	40

Possible Starters

Pos.	#	Player	Cl.	B/T	AVG.	AB	R	H	HR	RBI	SB
C	2	Payton Scarbrough	C	R/R	.225	40	9	9	1	5	0
1B	7	Sammy Taormina	R-Sr.	L/R	.342	149	31	51	8	43	1
2B	12	Andrew Kowalo	Sr.	R/R	.298	131	27	39	4	27	1
SS	18	Cam Locklear	Fr.	R/R	.210	124	20	26	2	13	3
3B	5	Trey McDyre	Fr.	R/R	.313	96	24	30	1	23	1
LF	20	Jake Barbee	Sr.	L/R	.301	153	39	46	4	33	2
CF	1	D.J. Artis	So.	L/L	.357	126	37	45	4	29	17
RF	34	Will Shepherd	Sr.	R/R	.221	140	20	31	3	20	4
DH	22	Eric Grabowski	Sr.	R/R	.296	108	17	32	1	11	2

Liberty Defense



Numerical Roster

No.	Name	Pos.	B/T	Cl.	Hgt.	Wgt.	Hometown/High School (Previous School)
1	D.J. Artis	OF	L/L	So.	5-10	190	Greensboro, N.C./Southeast Guilford
2	Payton Scarbrough	C	R/R	Sr.	6-0	205	Maryville, Mo./Maryville (Eastern Oklahoma St.)
3	Josh Barrick	INF	R/R	Jr.	5-10	190	Forest, Va./Liberty Christian Academy
4	Shane Quarterley	RHP	R/R	Sr.	6-0	225	Springfield, Ore./Thurston (Lane)
5	Trey McDyre	INF	R/R	Fr.	6-0	215	Purcellville, Va./Loudoun Valley
6	Zach Clinton	RHP	R/R	R-So.	6-2	185	Forest, Va./Liberty Christian Academy
7	Sammy Taormina	1B	L/R	R-Sr.	6-3	205	Rock Hill, S.C./Northwestern
9	Hunter Gore	C	R/L	Fr.	6-3	210	Purcellville, Va./Loudoun Valley
11	Jonathan Embry	INF	L/R	R-Fr.	5-10	180	Louisville, Ky./Christian Academy of Louisville
12	Andrew Kowalo	INF	R/R	Sr.	6-3	210	Wheeling, W.Va./Wheeling Park (Potomac St.)
13	Jack Morris	OF	R/R	So.	5-10	185	Ruckersville, Va./Miller School of Albemarle
14	Matt Allen	C	R/R	Jr.	5-11	185	St. Augustine, Fla./Creeside (Santa Fe)
15	Zander Clouse	RHP	R/R	Sr.	6-2	190	Kenmore, Wash./Archbishop Murphy (Bellevue)
16	Cody Gamble	RHP	R/R	Sr.	6-1	170	Live Oak, Fla./Suwannee (Polk St.)
17	Evan Mitchell	RHP	R/R	Sr.	6-0	180	Lynchburg, Va./Brookville (Potomac St.)
18	Cam Locklear	SS	R/R	Fr.	5-9	165	Lumberton, N.C./Jack Britt
19	Michael Stafford	LHP	L/L	Sr.	6-0	190	Canton, Mich./Canton
20	Jake Barbee	C	L/R	Sr.	5-11	200	Harrisburg, N.C./Hickory Ridge
21	Zack Helsel	RHP	R/R	So.	6-1	195	Altoona, Pa./Altoona Arena
22	Eric Grabowski	INF/RHP	R/R	Sr.	6-0	180	Scott Township, Pa./Lakeland(Lackawanna)
24	Ben Highfill	INF	R/R	Fr.	6-4	215	Apex, N.C./Apex
25	Blake Brady	C	R/R	Fr.	6-3	215	Simpsonville, S.C./JL Mann
26	Vinnie Tarantola	LHP	L/L	Jr.	5-10	190	Tucson, Ariz./Sahuaro (South Mountain)
27	Josh Latta	C	R/R	Sr.	6-2	220	Seattle, Wash./Auburn Riverside (Tacoma)
28	Jon Letchworth	RHP	R/R	So.	6-5	190	Gloucester, Va./Gloucester
33	Dylan Allen	INF	L/R	R-So.	6-1	196	Lakeland, Fla./George Jenkins
34	Will Shepherd	OF	R/R	Sr.	5-10	195	Wilkesboro, N.C./West Wilkes
35	Jack DeGroat	RHP	R/R	So.	6-3	195	Purcellville, Va./Loudoun Valley
36	Jackson Bertsch	RHP	L/R	R-Jr.	6-3	230	Pleasant Hill, Ore./Pleasant Hill (Lane)
39	Andrew Yacyk	1B/LF	R/L	Sr.	6-3	240	Hagerstown, Md./North Hagerstown
40	Caleb Evans	RHP	R/R	Sr.	6-7	220	Smith Island, Md./Crisfield
44	Kemper Terry	LHP	L/L	R-So.	6-0	185	Collinsville, Va./Bassett (Patrick Henry)
48	Torey DeMare	1B	R/R	Fr.	6-5	215	Dearborn, Mich./Divine Child
49	Garret Price	RHP	R/R	Fr.	6-0	165	Evington, Va./Liberty Christian Academy

Head Coach: 8 Scott Jackson

Assistant Coach: 10 Tyler Cannon

Assistant Coach: 32 Bryant Gaines

Assistant Coach: 38 Blake Hunt

Director of Baseball Operations: Daniel Brown

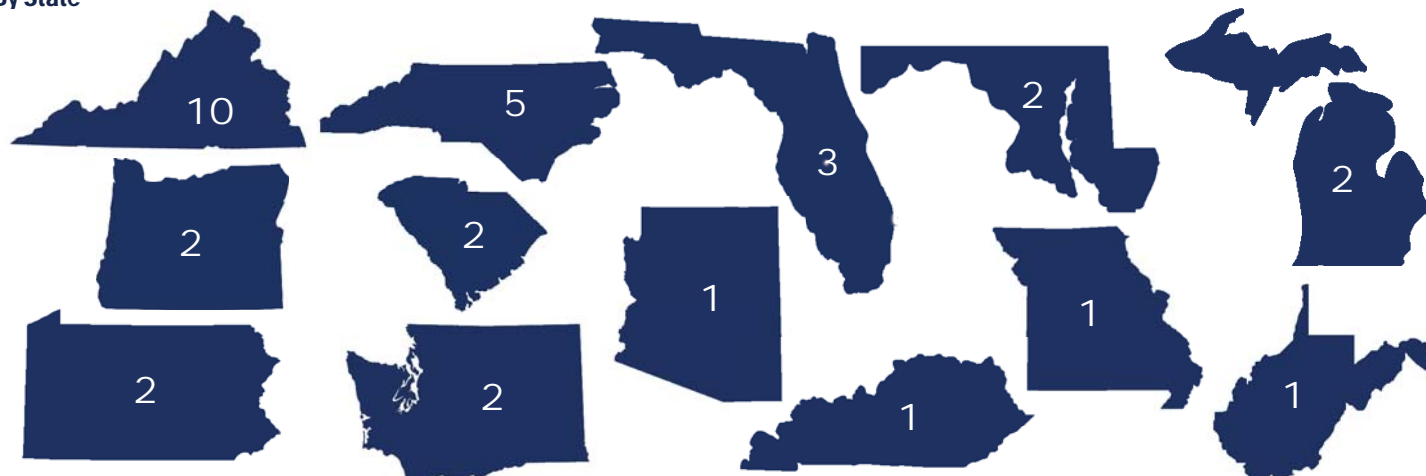
Alphabetical

33	Dylan Allen
14	Matt Allen
1	D.J. Artis
20	Jake Barbee
3	Josh Barrick
36	Jackson Bertsch
25	Blake Brady
6	Zach Clinton
15	Zander Clouse
35	Jack DeGroat
48	Torey DeMare
29	Jonathan Embry
40	Caleb Evans
16	Cody Gamble
9	Hunter Gore
22	Eric Grabowski
21	Zack Helsel
24	Ben Highfill
12	Andrew Kowalo
27	Josh Latta
28	John Letchworth
18	Cam Locklear
5	Trey McDyre
17	Evan Mitchell
13	Jack Morris
4	Shane Quarterley
49	Garret Price
2	Payton Scarbrough
34	Will Shepherd
19	Michael Stafford
7	Sammy Taormina
26	Vinnie Tarantola
44	Kemper Terry
39	Andrew Yacyk

Pronunciation Guide

Barbee	Just like it looks Bar-bee	Latta	Latt-uh
Barrick	Bare-rick	Letchworth	Leck-worth
Bertsch	Birch (like tree)	Scarbrough	Scar-bro
Clouse	Clouce (rhymes with mouse or house)	Taormina	Tar-mean-a
Grabowski	Grah-bow-ski	Tarantola	Tear (like rip)-an-toll-la
Kowalo	Co-wall-oh	Yacyk	Yeah-sick

By State



Trending

Last 5 Games	3-2
Last 10 Games	6-4
Longest Win Streak	4 games
Longest Losing Streak	3 games
Runs Per Game	6.9
Runs Allowed Per Game	4.6

Longest Hit Streak	Sammy Taormina - 10 games
Longest Reached Base	D.J. Artis - 27 games

2017 Stat Leaders

Batting

Batting Average

1. D.J. Artis	.357
2. Sammy Taormina	.342

Slugging pct

1. Sammy Taormina	.617
2. D.J. Artis	.540

On base pct

1. D.J. Artis	.515
2. Sammy Taormina	.442

Runs scored

1. Jake Barbee	39
2. D.J. Artis	37

RBI

1. Sammy Taormina	43
2. Jake Barbee	33

Doubles

1. Sammy Taormina	13
Jake Barbee	12

Home runs

1. Sammy Taormina	8
2. D.J. Artis	4
Jake Barbee	4
Andrew Kowalo	4

Stolen bases

1. D.J. Artis	17
---------------	----

Pitching

ERA

1. Garret Price	2.83
2. Caleb Evans	3.07

Opposing batting avg

1. Garret Price	.191
2. Evan Mitchell	.243

Wins

1. Caleb Evans	5
Evan Mitchell	5

Saves

1. Jack DeGroat	4
2. Garret Price	1

Innings pitched

1. Caleb Evans	58.2
2. Evan Mitchell	48.2

Strikeouts

1. Caleb Evans	49
2. Garret Price	21

Appearances

1. Jack DeGroat	17
2. Garret Price	15

This Weekend's Projected Starting Pitchers

Friday



Longwood
Cody Wager
RHP



Liberty
Garret Price
RHP

Saturday



Longwood
Steven Farkas
LHP



Liberty
Jackson Bertsch
RHP

Sunday



Longwood
Zach Potojecki
RHP



Liberty
Evan Mitchell
RHP

Series Notes

Longwood

Meeting: 32nd

First Meeting: 1978

All-Time Series: Liberty leads, 24-5-2

Series in Lynchburg, Va.: Liberty leads, 14-2-2

Series in Farmville, Va.: Liberty leads, 9-3

Neutral Site: Liberty leads, 1-0

Last Meeting: Liberty defeated Longwood, 9-3, at the Big South Championship at Lexington County Baseball Stadium on May 25, 2016



• Liberty and Longwood did not meet during the Big South regular season, last year. The Flames and Lancers did meet during the 2016 Big South Baseball Championship, with Liberty winning 9-3.

• Longwood enters the weekend with a 13-26 overall mark and a 5-10 record in Big South play. The Lancers fell, 16-0, at James Madison on Wednesday.

• Longwood is 6-10 at home this season. Last weekend, the Lancers defeated Winthrop in the opening game of their Big South series at home, only to lose the final two games.

• Longwood Head Coach Ryan Mau is in his third season at Longwood. The Lancers are 67-87 during his tenure. Mau has spent several years in the Big South Conference having also served as associate head coach at VMI in 2010. Last season, Mau led Longwood to its most wins, 32, in program history and a second place finish during the Big South regular season.

Road Ramblings

Liberty opened an eight-game road trip, its longest of the season, with a 5-2 win at No. 3 North Carolina, on April 18 and has gone on to post a 3-1 mark on the trip, so far. The trip includes three-game Big South series at Gardner-Webb and Longwood, along with midweek contests at nationally-ranked North Carolina and Virginia.

The Flames enter the weekend with an 11-3 record on the road in 2017. The mark is the third best road record in Division I baseball according to WarrenNolan.com. Only No. 1 Oregon State (13-0), North Carolina (9-1) and Mercer (18-4) have posted better road records.

13 of Liberty's last 20 regular season games are on the road. Besides their current road trip, the Flames will have a five-game road swing in early May to complete their road schedule.

The Flames went 4-0 on their last road swing, capping it off with a 26-1 win at James Madison in a game shortened to seven innings on April 11. Liberty opened the trip by sweeping a three-game conference series at Radford, April 8-9.

Artis Named Big South Player of the Week, McDyre Co-Freshman of the Week

Liberty outfielder D.J. Artis was named the Big South Player of the Week and third baseman Trey McDyre was selected the Co-Big South Freshman of the Week for games played April 17-23.

Artis hit .615 with five RBI and seven runs scored, helping the Flames post a 3-1 mark this past week. The sophomore, who was also the Big South Player of the Week for March 13-19, posted a .714 on base percentage and had at least one hit or more in each game during the week.

Artis opened the week with three hits, one a solo home run in the fifth inning to tie the game at 1-1, in a 5-2 win over No. 3 North Carolina, Tuesday. He also walked once and scored twice. In Liberty's weekend series at Gardner-Webb, the sophomore went 5-for-9 (.556) with four RBI and five runs scored. He also walked seven times and swiped three bags in Liberty's four contests.

McDyre was named Co-Freshman of the Week with Longwood outfielder Antwaun Tucker. The third baseman recorded six hits with eight RBI and five runs scored during the week. His week was highlighted by a three-run double in the eighth inning to give Liberty the lead in its 5-2 victory over against North Carolina on April 18. Against Gardner-Webb, he closed the series with a 3-for-5 performance, headlined by his first collegiate grand slam, in addition to five RBI and two runs scored in the Flames' 17-4 win on Saturday.



Artis



McDyre

Big South Conference

2017 Standings

	Big South			Overall		
	W	L	Pct.	W	L	Pct.
Winthrop	10	5	.667	23	17	.575
Liberty	9	6	.600	23	15	.605
Presbyterian	9	6	.600	21	21	.500
Gardner-Webb	8	7	.533	20	19	.513
High Point	9	9	.500	22	17	.564
Charleston So.	9	9	.500	20	20	.500
UNC Asheville	7	8	.467	17	23	.425
Campbell	6	9	.400	18	22	.450
Radford	6	9	.400	16	23	.410
Longwood	5	10	.333	13	35	.342

April 28

Gardner-Webb at Presbyterian
VMI at Radford
Liberty at Longwood

3 p.m.
6 p.m.
7 p.m.

April 29

Gardner-Webb at Presbyterian
VMI at Radford
Liberty at Longwood

2 p.m.
4 p.m.
4 p.m.

April 30

Gardner-Webb at Presbyterian
VMI at Radford
Liberty at Longwood

1 p.m.
2 p.m.
2 p.m.

Liberty Month-by-Month

2017

Feb.: 5-3 (.625)
March: 9-7 (.563)
April: 9-5 (.636)
May: 0-0

Under Jackson

Feb.: 5-3 (.625)
March: 9-7 (.563)
April: 9-5 (.636)
May: 0-0

All-Time

Feb.: 103-52 (.665)
March: 422-313-2 (.574)
April: 410-336-1 (.550)
May/June: 209-164-3 (.560)

Around the Diamond

C

Payton Scarbrough caught both games of the doubleheader on Saturday. The senior reached base six times. He had two hits and four walks. Before Saturday, Matt Allen had been the starting catcher in 20 out of Liberty's last 21 games.

1B

Sammy Taormina has started every game at first base for the Flames, this season. He has twice been recognized as the Big South Player of the Week in 2017. Taormina went 5-for-6 with a double, three home runs, nine RBI and three runs scored in Saturday's doubleheader at Gardner-Webb. The redshirt senior leads the Big South Conference with 43 RBI.

2B

Andrew Kowalo has started every game, but one at second this season. The senior went 3-for-4 and scored a run in Liberty's victory at No. 3 North Carolina on April 18.

3B

Trey McDyre was named the Big South Co-Freshman of the Week, last week. McDyre had two hits, including an eighth inning, three-run double which gave Liberty the lead at No. 3 North Carolina on April 18. He capped his week with three hits, including his first collegiate home run, a grand slam, in addition to five RBI and two runs scored in the Flames' 17-4 win in game two of a doubleheader at Gardner-Webb on Saturday. The freshman has reached base in 17 of his last 18 contests and is hitting .329 over the span.

SS

Cam Locklear has started 22 straight games and 35 of Liberty's 38 games at shortstop.

LF

Jake Barbee has hit .349 with 12 RBI and 17 runs scored over his last 10 games. The senior has collected four doubles, a triple and two home runs during the span. Barbee is second in the Big South with 39 runs scored.

CF

D.J. Artis was named the Big South Player of the Week, last week. Artis hit .615 with five RBI and seven runs scored and had a .714 on base percentage during the week. He has reached base in 27 straight contests, the most for a Liberty player this season. He leads the Big South in on base percentage (.515) and is second with a .357 batting average.

RF

Will Shepherd posted his seventh multi-hit game of the season with two hits at North Carolina on April 18. On Monday evening, the senior received the Dr. Jerry Falwell Leadership Award. The award is given to a male student-athlete at Liberty who has exemplified Dr. Falwell's vision through leadership, commitment to academics, athletic talent and service to others.

SP

RHP Evan Mitchell and RHP Caleb Evans are tied for second in the Big South Conference in wins with five. Mitchell moved to 5-1 on the year, giving up three runs on four hits over eight innings in a victory at Gardner-Webb, last Saturday.

RP

Shane Quarterley and Jack DeGroat threw a scoreless eighth and ninth innings, respectively, at North Carolina on April 18. Quarterley also earned a win and DeGroat earned his fourth save of the season during Liberty's 10-8 win at Gardner-Webb this past Friday.

Did You Know?

• Three former Liberty Flames will start their professional seasons at the AAA level. Ryan Cordell (2011-13) will begin his year with the Colorado Springs Sky Sox of the Milwaukee Brewers' organization, Ian Parmley (2011-12) will start his season with the Buffalo Bisons of the Toronto Blue Jays' organization and Matt Williams (2009-11) will begin his year with the Salt Lake Bees of the Los Angeles Angels of Anaheim organization.

• Liberty has had 63 players chosen in the Major League Baseball Draft in the 43-year history of its program. The Flames have had at least one player chosen every year since 2000.



Liberty Baseball Stadium



Liberty at Liberty Baseball Stadium

2017: 10-9 (.526)

All-time: 94-42 (.691)

Built: 2013

Playing Surface: AstroTurf

Capacity: 2,500

Stadium Dimensions: LF - 325, LC - 371, CF - 395, RC - 371, RF - 325

Attendance Record: 4,024 (May 3, 2016 vs. Virginia)

First Game: February 23, 2013 - Liberty 4, Penn State 1

NCAA.Com Must-Visit

The Liberty Baseball Stadium was recently included as one of the seven "must-visit" stadiums in college baseball by NCAA.com. The stadium was joined on the list by South Carolina's Founders Park, Nebraska's Haymarket Park, Texas' UFCU Disch-Falk Field, Florida's McKethan Stadium, UCLA's Jackie Robinson Stadium and Clemson's Doug Kingsmore Stadium.

Ranked One of the Best Stadium Experiences

The Liberty Baseball Stadium continues to be ranked by Stadium Journey among the top stadium experiences in the college baseball. The home of the Liberty baseball program has ranked among the top 5 collegiate baseball stadium experiences over the past four years. In addition, it has been ranked among the web site's top 100 experiences.

Stadium Journey's ratings take into account the food and beverage served in the stadium, the overall atmosphere, the neighborhood where the stadium is located, the fans, access (which includes traffic, parking, ability to move around and rest rooms), the overall return on investment and one final "extras" category.

STADIUM EXPERIENCE RANKINGS BY STADIUM JOURNEY

2014 - College Baseball Stadium (5th)

Top 100 Stadium Experiences (32nd)

2015 - College Baseball Stadium (4th)

Top 100 Stadium Experiences (53rd)

2016 - College Baseball Stadium (5th)

Liberty Among Top 50 in Attendance in 2016

Over 28 home dates, the Flames drew 44,584 fans, an average of 1,592 per game to Liberty Baseball Stadium in 2016. Liberty finished the year 44th in average attendance and ranked 46th in overall attendance nationally. The mark continued an upward swing in baseball attendance improving upon an average of 1,440 fans per home date in 2015 (46th nationally).

Last season, Liberty set a new single-game stadium attendance record, drawing a crowd of 4,024 fans for its contest against Virginia on May 3. The new mark eclipsed the previous record of 3,983 set on April 10, 2015 against Campbell.

Stadium Journey also ranked the Liberty Baseball Stadium No. 4 among collegiate baseball stadiums in their 2015 Collegiate Baseball Stadium Experiences.

SINGLE GAME ATTENDANCE

1.	4,020	5/3/2016	No. 11 Virginia	L, 3-7
2.	3,983	4/10/2015	Campbell	L, 2-3
3.	3,878	4/19/2016	Duke	L, 7-8
4.	2,841	3/25/2015	No. 12 Virginia	L, 7-10
5.	2,792	4/4/2014	VMI	W, 5-0
6.	2,766	4/24/2015	Gardner-Webb	W, 5-0
7.	2,742	3/21/2014	High Point	W, 6-4
8.	2,713	4/8/2016	Charleston Southern	W, 10-2
	2,713	4/26/2016	Virginia Tech	L, 10-11
10.	2,702	4/14/2014	Virginia Tech	L, 3-4

TOTAL ATTENDANCE

Season	Dates	Attendance	Average	Home Record	Pct
2017	18	22,569	1,253	10-9	.526
2016	28	44,584	1,592	18-11	.620
2015	29	39,334	1,356	21-9	.700
2014	25	33,145	1,441	22-5	.815
2013	31	32,750	1,050	25-9	.735



Quick Facts

Basic Information

Name of School	Liberty University
Location	Lynchburg, Va.
Founded	1971
Enrollment	15,000
Nickname	Flames
Mascot	Eagle
School Colors	Red, White and Blue
Conference	Big South (since 1991)

Coaching Staff

Head Coach	Scott Jackson (1st year)
Assistant Coach	Tyler Cannon (1st year)
Assistant Coach	Bryant Gaines (1st year)
Volunteer Coach	Blake Hunt (3rd year)
Director of Baseball Operations	Daniel Brown
Athletic Trainer	Dan Preusser

History

First Year of Baseball	1974
All-Time	1285-959-7 (.572)
First Year in Big South	1992
Big South Record	331-245 (.574)
Big South Regular Season Titles	3 (1998, 2000, 2014)
Big South Tournament Titles	4 (1993, 1998, 2000, 2013)
NCAA Regional Appearances	5 (1993, 1998, 2000, 2013, 2014)
Last NCAA Appearance	Charlottesville, Va. Regional (2014)

Athletics Communications

Associate A.D./Communications	Todd Wetmore
Office Phone	(434) 582-2292
Email	twetmore@liberty.edu

Baseball Contact	Ryan Bomberger
Office Phone	(434) 582-2292

Mailing Address	Athletics, 1971 University Blvd. Lynchburg, Va. 24515
Website	LibertyFlames.com

Media Information

The Liberty Athletics Department is served by a communications office staff that works diligently to promote the individual and team accomplishments of student-athletes, coaches and staff. The office members handle all sport and department communications and media relations needs, and are happy to serve the working media in any way possible. Our staff will fulfill all reasonable requests.

Credentials All members of the office follow the guidelines set forth by the NCAA and the Big South Conference in governing the issuance of credentials. All credential requests should be submitted to the sport contacts.

E-mail releases, game notes and advisories are e-mailed to media that cover Liberty on a regular basis.

Online updated bios, notes, rosters, schedules, statistics, quotes, etc., will be available throughout the season for every sport on LibertyFlames.com.

ERA Tops The Big South

The Flames lead the Big South Conference with a 3.84 team earned run average (ERA). The Flames also top the conference with a .252 opponent batting average.

All three Liberty weekend starting pitchers are among the top 10 in the conference in ERA. Garrett Price is fourth (2.83), Caleb Evans is seventh (3.07) and Evan Mitchell is 10th (3.14).

The Liberty bullpen has been solid this season. Liberty relievers have combined to allow 54 earned runs over 152 1/3 innings this season for a 3.18 ERA.



Evans

Midweek Musings

Liberty ran its record to 6-2 in midweek contests, with a 5-2 win at No. 3 North Carolina, this past Tuesday. The Flames collected 14 hits in the game, the most by any team against the Tar Heels this season.

The Flames won their first four midweek games of 2017, including a 5-4 win over nationally-ranked Kentucky at Liberty Baseball Stadium.

Making History

Four two-out runs in the eighth inning powered the Liberty Flames past the No. 3 North Carolina Tar Heels, 5-2, at Boshamer Stadium on April 18.

With the win, the Tar Heels became the highest ranked team Liberty has defeated in program history. Before Tuesday, the highest ranked team the Flames had beaten on the diamond was No. 5 South Carolina, 3-2, on Feb. 17, 2013.

Trailing 2-1 in the eighth inning with the bases loaded and two out, Liberty third baseman Trey McDyre lined a double off the top of the left-center field wall, clearing the bases and giving the Flames a 4-2 advantage. Left fielder Jake Barbee followed with a triple to center field for what proved to be the final score of 5-2.

Four Liberty pitchers silenced the North Carolina bats throughout the night. Starting pitcher Jackson Bertsch, Cody Gamble, Shane Quarterley and Jack DeGroat limited the Tar Heels to two runs on four hits. Gamble recorded the win with two scoreless innings, while DeGroat pitched a scoreless ninth to earn his third save.

The contest marked the return of Liberty first-year head coach Scott Jackson to Chapel Hill. Jackson was an assistant coach at North Carolina the past eight seasons. It was also the return of Liberty pitching coach Bryant Gaines. Gaines was a member of four different College World Series teams while a member of the Tar Heels from 2007-11.

Walk this Way

Liberty enters the week among the national leaders in walks. The Flames have drawn 232 bases on balls and rank fifth in the nation in the category. Liberty is averaging 6.1 walks per game.

Leading the way is outfielder D.J. Artis. Despite missing three games, Artis leads the Big South with 39 walks and leads the nation with 1.11 free passes per game. For the second straight year, the outfielder leads the conference with a .515 on base percentage and is fifth nationally in the category.

In addition, the Flames lead the Big South with a .391 on base percentage and 28th nationally. Sammy Taormina (.442) and Andrew Kowalo (.423) join Artis among the conference leaders in on base percentage.

Liberty and the Big South

Liberty, a 27-year member of the Big South Conference, has compiled a 344-199-1 (.633) record against the Big South Conference's current membership since 1976. Since joining the conference in 1992, Liberty has posted a 331-246 (.574) mark in Big South play.

The Flames have claimed the conference's regular season title three times in program history (1998, 2000 and 2014), while claiming four Big South tournament baseball titles (1993, 1998, 2000 & 2013).

Liberty All-Time Against the Big South

Campbell	22-22
Charleston Southern	56-24
Gardner-Webb	19-5
High Point	50-31
Longwood	23-6-1
Presbyterian	19-2
Radford	65-36
UNC Asheville	49-25
Winthrop	41-48
Total	344-199-1



**HEAD COACH SCOTT JACKSON**

YEAR	First
ALMA MATER	Campbell '98
WIFE	Sarah
CHILDREN	Ryan, Tyler

Scott Jackson was named the seventh head coach of Liberty's baseball program on July 17, 2016. Jackson is no stranger to Liberty, having served as the team's pitching coach during the 2008 season.

During his one season with the Flames, Jackson helped Liberty post a 35-26-1 record and a 14-7 mark in Big South play. Liberty was the No. 2 seed at the 2008 Big South Baseball Championship and advanced to the event's title game.

Following the 2008 season, two of Jackson's pupils were selected in the Major League Baseball Draft. Left-hander Ryan Page was selected in the 20th round by the Toronto Blue Jays and right-hander David Stokes was taken by the Detroit Tigers in the 28th round. Since his time with the Flames, Jackson has spent the last eight seasons as an assistant coach and recruiting coordinator at North Carolina. Jackson worked with the Tar Heels offense, as well as hitting, base running and infield play.

During his eight seasons in Chapel Hill, N.C., Jackson helped North Carolina post a 345-156 record, make three College World Series appearances (2009, 2011 and 2013), advance to six-straight NCAA Regionals (2009-14) and win the 2013 ACC Championship.

Prior the 2013 season, Jackson was recognized by Baseball America as one of the top assistant coaches in the country.

During the Tar Heels' run to the 2011 College World Series, North Carolina had one of its top scoring seasons in school history. The Tar Heels finished the year ranked No. 10 in the country with 452 runs score. Jackson's batters proved to be patient hitters, finishing the year ranked No. 2 in the country in walks (358).

North Carolina had continued success at the plate during the 2012 season, finishing the year ranked No. 4 in the nation in walks (304). The following season, the Tar Heels led the country in hits (759), runs (542) and walks (369).

Since joining the coaching staff at North Carolina in 2009, Jackson helped the Tar Heels have 44 players selected in the Major League Baseball Draft.

North Carolina's top offensive selection in 2016 was outfielder Tyler Ramirez, who was a seventh-round selection by the Oakland Athletics. He finished the 2016 season hitting .333, with 11 doubles, eight home runs, 47 RBI and a .540 slugging percentage.

Jackson worked with freshman All-America second baseman Levi Michael who was the 30th overall selection in the 2011 Major League Baseball Draft.

Third baseman Colin Moran came to North Carolina as an unheralded recruit but developed into one of the top hitters in the country as he earned All-America honors and was named the Baseball America Freshman of the Year

in 2011. As a junior, Moran was a finalist for the Golden Spikes Award, led the nation with 91 RBIs and was the No. 6 overall pick of the Miami Marlins in the 2013 MLB Draft.

Jackson helped coach three-time All-American Dustin Ackley to Atlantic Coast Conference Player of the Year honors and also mentored all-conference selection Kyle Seager. Both Ackley and Seager were selected in the top three rounds of the 2009 MLB Draft, and Seager was both an AL All-Star and UNC's first Gold Glove winner in 2014. Jackson's efforts on the recruiting trail have also paid off for the Tar Heels, as the program has consistently signed classes that rank among the nation's best. The 2010 group of newcomers ranked No. 7 nationally, the 2011 class was ranked No. 6, the 2012 crop was ranked No. 4, the 2013 edition was ranked No. 5, the incoming class of 2014 was ranked No. 1 and the 2015 edition was ranked No. 5.

Prior to his single season at Liberty, Jackson served five seasons on staff at UNC Wilmington as pitching coach (2003-07). The Seahawks posted a three-consecutive winning seasons and captured the Colonial Athletic Association titles in 2004 and 2006. UNC Wilmington also advanced to NCAA Regional play in 2003, 2004 and 2006.

Under Jackson's tutelage, six Seahawk pitchers were selected in the MLB Draft after going undrafted out of high school. His pitching staff established a number of school records at Wilmington, including strikeouts and saves.

Jackson also had coaching stints at Campbell (2002), Barton (2001) and Wofford (2000). In addition to his collegiate work, Jackson also spent two seasons with the Wilmington Sharks, where he was an assistant to fellow North Carolina assistant Scott Forbes in 2000. He led the Sharks to a league-best 31-17 mark in 2002 as head coach and coached five MLB draft picks.

Jackson is a 1998 graduate of Campbell with a bachelor's degree in physical education and he earned a master's degree in education in 2000, also from Campbell. During his playing days with the Camels, he played seven different positions and posted a career .268 batting average in 182 games.

A native of Charlotte, N.C., Jackson is married to the former Sara Moore, who was a standout basketball player at Campbell. The couple has two sons, Ryan and Tyler.

**The Road to Liberty**

**Liberty
HEAD COACH**
2017 -



**North Carolina
ASSISTANT COACH**
2009-2016



**Liberty
PITCHING COACH**
2008



**UNC Wilmington
PITCHING COACH**
2003-07



**Campbell
ASSISTANT COACH**
2002



**Barton
ASSISTANT COACH**
2001



**Wofford
ASSISTANT COACH**
2000

2017 by the Numbers

at Home	10-9
on Road	11-3
at a Neutral site	2-3
In Day Games	18-12
In Night Games	5-3
When LU Starter pitches 5+ inn.	15-9
When LU Starter pitches < 5 inn.	8-6
When LU Staff strikes out 10+	7-4
When LU Staff strikes out 12+	3-2
vs. left-handed starter	8-4
vs. right-handed starter	15-11
In one-run games	4-4
In two-run games	2-4
In five-plus run games	12-5
Extra innings	2-2
After winning a game	14-9
After losing a game	8-6
When LU has less than 10 hits	10-12
When LU has 10+ hits	12-4
Hit a home run	15-6
Do not hit a home run	8-9
Opponents do not hit a HR	13-6
Wore red flag uniforms	6-3
Wore white throwbacks	6-5
Wore blue uniforms	10-7
Wore grey camos	1-0
Played on Tuesday	4-2
Played on Wednesday	1-0
Played on Thursday	0-1
Played on Friday	5-4
Played on Saturday	8-5
Played on Sunday	5-3
Series Openers	4-3
Middle Games	3-4
Series Finales	4-2
In Virginia	16-10
In North Carolina	4-2
In South Carolina	3-3

2017 Results

Date	Opponent	Score	Pitcher of Record	Save	Time	Overall	Big South
2/17	vs. No. 16 Virginia	L, 2-10	Eric Grabowski (0-1)		2:55	0-1	-
2/18	vs. Kansas	W, 6-1	Caleb Evans (1-0)		3:05	1-1	-
2/19	at The Citadel	W, 9-1	Evan Mitchell (1-0)		3:24	2-1	-
2/22	Kentucky	W, 5-4	Vinnie Tarantola (1-0)	Jack DeGroat (1)	3:28	3-1	-
2/24	vs. UMBC	W, 8-5	Shane Quarterley (1-0)		2:55	4-1	-
2/25	vs. Kansas State	L, 2-8	Caleb Evans (1-1)		2:53	4-2	-
2/26	vs. Kansas State	L, 3-4	Jackson Bertsch (0-1)		3:03	4-3	-
2/28	at Elon	W, 1-0 (10)	Shane Quarterley (2-0)		3:04	5-3	-
3/3	Bryant	W, 4-1	Zander Clouse (1-0)	Jack DeGroat (2)	3:36	6-3	-
3/4	Bryant	W, 3-1	Caleb Evans (2-1)	Garret Price (1)	2:51	7-3	-
3/5	Bryant	W, 9-6	Jackson Bertsch (0-2)		3:30	7-4	-
3/7	Duke	W, 8-4	Garret Price (1-0)		3:26	8-4	-
3/10	St. John's	L, 4-5 (10)	Shane Quarterley (2-1)		3:52	8-5	-
3/11	St. John's - Gm. 1	L, 2-4	Caleb Evans (2-2)		3:16	8-6	-
3/11	St. John's - Gm. 2	W, 7-6	Zach Clinton (1-0)		3:38	9-6	-
3/17	High Point	W, 11-1	Caleb Evans (3-2)		2:34	10-6	1-0
3/18	High Point	L, 4-7	Evan Mitchell (1-1)		3:11	10-7	1-1
3/19	High Point	W, 14-2	Vinnie Tarantola (2-0)		3:19	11-7	2-1
3/21	James Madison	W, 5-1	Garret Price (2-0)		3:00	12-7	-
3/24	at Charleston Southern	W, 12-2	Caleb Evans (4-2)		2:46	13-7	3-1
3/25	at Charleston Southern	W, 17-3	Evan Mitchell (2-1)		3:36	14-7	4-1
3/26	at Charleston Southern	L, 4-11	Jackson Bertsch (0-3)		3:14	14-8	4-2
3/28	at East Carolina	L, 6-8	Zander Clouse (1-1)		3:12	14-9	-
3/31	Bethune-Cookman	L, 4-5	Cody Gamble (0-1)		3:17	14-10	-
4/1	Bethune-Cookman	W, 4-3 (10)	Zander Clouse (1-1)		3:09	15-10	-
4/2	Bethune-Cookman	W, 6-1	Evan Mitchell (3-1)		3:01	16-10	-
4/4	Radford	L, 4-5 (11)	Zach Clinton (0-1)		4:11	16-11	-
4/8	at Radford - Gm. 1	W, 9-4	Caleb Evans (5-2)		3:36	17-11	5-2
4/8	at Radford - Gm. 2	W, 6-1	Garret Price (3-0)		2:42	18-11	6-2
4/9	at Radford	W, 13-3	Evan Mitchell (4-1)		3:15	19-11	7-2
4/11	at James Madison	W, 26-1 (7)	Jackson Bertsch (1-3)		3:02	20-11	-
4/13	Winthrop	L, 3-5	Caleb Evans (5-3)		2:59	20-12	7-3
4/14	Winthrop	L, 4-11	Garret Price (3-1)		3:12	20-13	7-4
4/15	Winthrop	L, 2-13	Jack DeGroat (0-1)		3:48	20-14	7-5
4/18	at No. 3 North Carolina	W, 5-2	Cody Gamble (1-1)	Jack DeGroat (3)	3:37	21-14	-
4/21	at Gardner-Webb	W, 10-8	Shane Quarterley (3-1)	Jack DeGroat (4)	3:40	22-14	8-5
4/22	at Gardner-Webb - Gm. 1	L, 8-10	Cody Gamble (1-2)		2:50	22-15	8-6
4/22	at Gardner-Webb - Gm. 2	W, 17-4	Evan Mitchell (5-1)		3:00	23-15	9-6

OVERALL

Record: 23-15 Home: 10-9 Away: 11-3 Neutral: 2-3 Big South: 9-6

Player	avg	gp-gs	ab	r	h	2b	3b	hr	rbi	tb	slg%	bb	hp	so	gdp	ob%	sf	sh	sb-att	po	a	e	fld%
1 ARTIS, D.J.	.357	35-33	126	37	45	11	0	4	29	68	.540	39	4	21	0	.515	2	0	17-19	72	1	4	.948
7 TAORMINA, Sammy	.342	38-38	149	31	51	13	2	8	43	92	.617	28	1	35	1	.442	3	0	1-1	342	17	5	.986
20 BARBEE, Jake	.301	38-38	153	39	46	12	2	4	33	74	.484	25	5	29	6	.413	1	0	2-3	59	3	3	.954
12 KOWALO, Andrew	.298	38-38	131	27	39	7	1	4	27	60	.458	23	7	34	3	.423	2	6	1-2	47	106	3	.981
22 GRABOWSKI, Eric	.296	30-27	108	17	32	7	0	1	11	42	.389	16	2	23	2	.397	0	0	2-2	1	1	0	1.000
14 ALLEN, Matt	.236	36-34	123	17	29	4	0	0	10	33	.268	18	2	22	2	.343	0	1	0-0	246	21	0	1.000
34 SHEPHERD, Will	.221	36-35	140	20	31	7	0	3	20	47	.336	8	5	28	3	.286	1	3	4-4	66	3	1	.986
18 LOCKLEAR, Cam	.210	37-35	124	20	26	5	0	2	13	37	.298	12	4	29	1	.300	0	9	3-3	58	111	14	.923

5 MCDYRE, Trey	.313	26-25	96	24	30	5	1	1	23	40	.417	21	1	21	3	.437	1	2	1-2	15	44	9	.868
33 ALLEN, Dylan	.241	19-6	29	6	7	0	0	0	5	7	.241	8	0	8	0	.405	0	0	0-0	4	9	2	.867
2 SCARBROUGH, Payton	.225	20-10	40	9	9	3	0	1	5	15	.375	6	3	10	1	.367	0	1	0-0	37	4	2	.953
13 MORRIS, Jack	.174	18-6	23	6	4	0	1	1	7	9	.391	10	1	8	0	.441	0	0	0-0	14	0	0	1.000
24 HIGHFILL, Ben	.133	22-8	30	4	4	1	0	1	3	8	.267	5	0	8	2	.250	1	0	0-0	10	17	0	1.000
11 EMBRY, Jonathan	.087	20-5	23	4	2	0	0	0	3	2	.087	10	3	5	1	.417	0	0	0-1	5	1	0	1.000
3 BARRICK, Josh	.059	11-4	17	3	1	0	0	0	2	1	.059	1	0	6	0	.105	1	0	0-0	6	16	1	.957
27 LATTA, Josh	.000	10-0	6	0	0	0	0	0	1	0	.000	2	0	2	1	.250	0	0	0-0	26	1	0	1.000
Totals	.270	38	1318	264	356	75	7	30	235	535	.406	232	38	289	26	.391	12	22	31-37	1020	398	49	.967
Opponents	.252	38	1284	174	323	56	6	25	160	466	.363	135	30	312	29	.334	11	19	31-40	1005	347	53	.962

(All games Sorted by Earned run avg)

Player	era	w-l	app	gs	cg	sho	sv	ip	h	r	er	bb	so	2b	3b	hr	b/avg	wp	hp	bks	sfa	sha
49 PRICE, Garret	2.83	3-1	15	4	0	0/0	1	41.1	29	22	13	18	41	3	0	5	.191	5	1	0	0	2
40 EVANS, Caleb	3.07	5-3	10	10	1	0/0	0	58.2	55	23	20	23	49	8	1	3	.250	4	6	0	1	3
17 MITCHELL, Evan	3.14	5-1	10	9	0	0/0	0	48.2	44	20	17	24	40	13	1	2	.243	5	5	0	2	2
36 BERTSCH, Jackson	4.93	1-3	9	9	0	0/0	0	38.1	48	26	21	10	38	8	1	3	.300	5	8	0	2	2

16 GAMBLE, Cody	2.13	1-2	14	0	0	0/0	0	25.1	15	6	6	5	25	2	1	2	.172	1	1	0	0	0
35 DEGROAT, Jack	2.18	0-1	17	0	0	0/0	4	20.2	16	7	5	12	30	4	0	0	.211	2	1	0	0	0
6 CLINTON, Zach	2.57	1-1	8	0	0	0/0	0	14.0	13	7	4	6	12	2	1	0	.255	1	0	0	2	3
4 QUARTERLEY, Shane	3.13	3-1	13	0	0	0/1	0	31.2	29	12	11	3	30	5	0	1	.252	5	5	0	3	1
19 STAFFORD, Michael	3.38	0-0	2	0	0	0/0	0	2.2	1	1	1	2	7	0	0	0	.111	1	1	0	0	0
15 CLOUSE, Zander	5.62	2-1	11	2	0	0/0	0	24.0	32	15	15	5	17	5	1	3	.323	1	0	0	1	2
26 TARANTOLA, Vinnie	6.35	2-0	9	2	0	0/1	0	17.0	17	13	12	15	12	2	0	2	.274	1	0	0	0	2
28 LETCHWORTH, Jon	7.36	0-0	7	0	0	0/0	0	7.1	7	6	6	7	4	0	0	3	.250	3	0	0	0	1
22 GRABOWSKI, Eric	12.19	0-1	3	2	0	0/0	0	10.1	17	16	14	5	7	4	0	1	.386	1	2	0	0	1
Totals	3.84	23-15	38	38	1	1/1	5	340.0	323	174	145	135	312	56	6	25	.252	35	30	0	11	19
Opponents	5.91	15-23	38	38	0	0/0	9	335.0	356	264	220	232	289	75	7	30	.270	52	38	5	12	22

2017 BIG SOUTH

Record: 9-6 Home: 2-4 Away: 7-2 Big South: 9-6

Player	avg	gp-gs	ab	r	h	2b	3b	hr	rbi	tb	slg%	bb	hp	so	gdp	ob%	sf	sh	sb-att	po	a	e	fld%
1 ARTIS, D.J.	.404	15-15	57	19	23	3	0	2	15	32	.561	21	0	4	0	.550	2	0	9-10	36	0	0	1.000
7 TAORMINA, Sammy	.361	15-15	61	13	22	6	1	4	25	42	.689	13	0	15	0	.461	2	0	1-1	128	7	4	.971
20 BARBEE, Jake	.328	15-15	64	22	21	4	1	3	18	36	.563	9	2	11	1	.427	0	0	2-2	25	1	1	.963
22 GRABOWSKI, Eric	.310	15-14	58	10	18	5	0	0	3	23	.397	8	0	10	2	.394	0	0	1-1	0	0	0	.000
18 LOCKLEAR, Cam	.294	15-15	51	12	15	3	0	0	6	18	.353	7	1	10	0	.390	0	6	2-2	23	43	6	.917
12 KOWALO, Andrew	.268	15-15	56	12	15	5	1	4	18	34	.607	9	3	13	2	.386	2	0	0-0	20	38	2	.967
5 MCDYRE, Trey	.267	15-15	60	14	16	2	1	1	15	23	.383	9	1	14	3	.371	0	1	0-0	13	31	3	.936
14 ALLEN, Matt	.214	13-13	42	9	9	1	0	0	3	10	.238	8	1	9	0	.353	0	1	0-0	88	4	0	1.000
34 SHEPHERD, Will	.200	15-15	55	10	11	0	0	3	6	20	.364	6	1	14	2	.290	0	3	1-1	28	2	1	.968

33 ALLEN, Dylan	.429	8-0	7	1	3	0	0	0	4	3	.429	1	0	2	0	.500	0	0	0-0	0	0	0	.000
2 SCARBROUGH, Payton	.333	8-3	12	5	4	2	0	1	4	9	.750	6	0	3	0	.556	0	0	0-0	10	0	0	1.000
11 EMBRY, Jonathan	.333	7-0	6	2	2	0	0	0	1	2	.333	2	1	1	0	.556	0	0	0-0	0	0	0	.000
13 MORRIS, Jack	.200	6-0	5	2	1	0	0	0	1	1	.200	3	0	2	0	.500	0	0	0-0	3	0	0	1.000
24 HIGHFILL, Ben	.167	8-0	6	2	1	0	0	0	1	1	.167	2	0	2	0	.375	0	0	0-0	4	4	0	1.000
27 LATTA, Josh	.000	7-0	2	0	0	0	0	0	1	0	.000	2	0	0	0	.500	0	0	0-0	16	0	0	1.000
3 BARRICK, Josh	.000	3-0	1	1	0	0	0	0	0	0	.000	0	0	0	0	.000	0	0	0-0	0	2	0	1.000
Totals	.297	15	543	134	161	31	4	18	121	254	.468	106	10	110	10	.417	6	11	16-17	399	147	18	.968
Opponents	.270	15	523	85	141	27	2	10	78	202	.386	52	7	109	9	.341	5	3	9-10	399	140	23	.959

(Big South games only Sorted by Earned run avg)

Player	era	w-l	app	gs	cg	sho	sv	ip	h	r	er	bb	so	2b	3b	hr	b/avg	wp	hp	bk	sfa	sha
17 MITCHELL, Evan	3.90	3-1	5	5	0	0/0	0	27.2	27	13	12	11	20	9	0	1	.257	3	2	0	1	0
40 EVANS, Caleb	4.45	3-1	5	5	1	0/0	0	30.1	33	15	15	9	20	6	0	3	.282	1	3	0	0	1
49 PRICE, Garret	4.98	1-1	6	3	0	0/0	0	21.2	18	17	12	14	20	2	0	3	.212	4	0	0	0	0

36 BERTSCH, Jackson	3.38	0-1	2	2	0	0/0	0	5.1	11	6	2	1	6	0	0	0	.407	2	0	0	1	0
16 GAMBLE, Cody	3.48	0-1	6	0	0	0/0	0	10.1	6	4	4	2	12	1	0	1	.167	0	0	0	0	0
28 LETCHWORTH, Jon	4.50	0-0	4	0	0	0/0	0	4.0	3	2	2	3	3	0	0	1	.200	2	0	0	0	0
6 CLINTON, Zach	4.91	0-0	4	0	0	0/0	0	7.1	9	6	4	3	6	0	1	0	.300	1	0	0	1	1
4 QUARTERLEY, Shane	6.00	1-0	4	0	0	0/0	0	9.0	10	6	6	0	6	3	0	1	.294	1	1	0	2	0
15 CLOUSE, Zander	6.23	0-0	4	0	0	0/0	0	8.2	12	6	6	0	4	3	1	0	.333	0	0	0	0	1
35 DEGROAT, Jack	6.35	0-1	5	0	0	0/0	1	5.2	8	4	4	3	7	2	0	0	.320	1	0	0	0	0
19 STAFFORD, Michael	13.50	0-0	1	0	0	0/0	0	0.2	1	1	1	2	2	0	0	0	.333	1	1	0	0	0
26 TARANTOLA, Vinnie	15.43	1-0	3	0	0	0/0	0	2.1	3	5	4	4	3	1	0	0	.300	0	0	0	0	0
Totals	4.87	9-6	15	15	1	0/0	1	133.0	141	85	72	52	109	27	2	10	.270	16	7	0	5	3
Opponents	7.31	6-9	15	15	0	0/0	3	133.0	161	134	108	106	110	31	4	18	.297	19	10	1	6	11

Multiple Hit Games	2	3	4	5+	Total
7 TAORMINA, Sammy	11	3	1	-	15
1 ARTIS, D.J.	8	6	-	-	14
20 BARBEE, Jake	11	2	1	-	14
22 GRABOWSKI, Eric	7	2	-	-	9
12 KOWALO, Andrew	7	1	1	-	9
34 SHEPHERD, Will	6	1	-	-	7
14 ALLEN, Matt	5	1	-	-	6
5 MCDYRE, Trey	3	2	1	-	6
18 LOCKLEAR, Cam	5	-	-	-	5
2 SCARBROUGH, Payt	1	-	-	-	1
11 EMBRY, Jonathan	1	-	-	-	1
TEAM	65	18	4	0	87

Multiple RBI Games	2	3	4	5+	Total
7 TAORMINA, Sammy	2	3	4	1	10
20 BARBEE, Jake	4	5	-	-	9
1 ARTIS, D.J.	4	1	2	-	7
34 SHEPHERD, Will	5	2	-	-	7
12 KOWALO, Andrew	2	1	3	-	6
5 MCDYRE, Trey	-	4	-	1	5
22 GRABOWSKI, Eric	2	-	-	-	2
18 LOCKLEAR, Cam	-	2	-	-	2
13 MORRIS, Jack	1	1	-	-	2
33 ALLEN, Dylan	1	-	-	-	1
14 ALLEN, Matt	1	-	-	-	1
2 SCARBROUGH, Payt	1	-	-	-	1
24 HIGHFILL, Ben	1	-	-	-	1
TEAM	24	19	9	2	54

Hitting Streaks	Longest	Current
7 TAORMINA, Sammy	10	3
1 ARTIS, D.J.	8	5
18 LOCKLEAR, Cam	7	2
20 BARBEE, Jake	6	6
14 ALLEN, Matt	6	-
34 SHEPHERD, Will	5	-
12 KOWALO, Andrew	5	-
5 MCDYRE, Trey	4	1
22 GRABOWSKI, Eric	4	-
2 SCARBROUGH, Payt	4	1
24 HIGHFILL, Ben	2	-
33 ALLEN, Dylan	2	-
13 MORRIS, Jack	2	-
3 BARRICK, Josh	1	-
11 EMBRY, Jonathan	1	-

Reached Base Streaks	Longest	Current
1 ARTIS, D.J.	27	27
12 KOWALO, Andrew	16	4
5 MCDYRE, Trey	16	1
14 ALLEN, Matt	15	-
7 TAORMINA, Sammy	15	14
20 BARBEE, Jake	13	6
18 LOCKLEAR, Cam	8	3
22 GRABOWSKI, Eric	8	3
34 SHEPHERD, Will	6	-
2 SCARBROUGH, Payt	6	1
33 ALLEN, Dylan	6	-
11 EMBRY, Jonathan	5	-
24 HIGHFILL, Ben	4	-
13 MORRIS, Jack	4	3
27 LATTA, Josh	2	-
3 BARRICK, Josh	1	-

TEAM GAME-BY-GAME HITTING

Date	Opponent	ab	r	h	rbi	2b	3b	hr	tb	bb	ibb	sb	cs	hbp	sac	sf	gdp	k	po	a	e	lob	avg
Feb 17	vs Virginia	31	2	8	2	2	0	0	10	3	0	0	0	1	0	1	3	8	24	13	4	7	.258
Feb 18	vs Kansas	29	6	8	3	1	1	1	14	5	0	0	1	1	2	1	0	3	27	13	0	8	.267
Feb 19	at The Citadel	37	9	12	7	5	0	2	23	8	0	0	1	4	0	0	1	11	27	10	3	13	.289
Feb 22	KENTUCKY	32	5	7	5	3	0	1	13	3	0	0	0	0	0	0	0	12	27	10	0	6	.271
Feb 24	vs UMBC	39	8	11	7	3	0	2	20	6	1	0	0	0	0	0	0	5	27	14	1	10	.274
Feb 25	vs Kansas State	35	2	9	2	4	0	0	13	4	0	0	0	1	0	0	1	7	27	9	4	11	.271
Feb 26	vs Kansas State	34	3	8	2	1	0	0	9	5	0	1	0	1	1	0	1	6	24	11	2	11	.266
Feb 28	at Elon	34	1	3	0	0	0	0	3	2	0	0	0	1	1	0	0	8	30	16	0	7	.244
Mar 03	BRYANT	26	4	4	4	0	0	0	4	8	0	0	0	1	2	0	0	12	27	13	0	9	.236
Mar 04	BRYANT	32	3	8	3	2	0	0	10	3	0	0	1	0	0	0	1	4	27	11	2	8	.237
Mar 05	BRYANT	33	6	8	6	2	0	1	13	4	0	0	0	2	0	0	2	3	27	14	1	6	.238
Mar 07	DUKE	32	8	10	8	5	0	0	15	6	0	0	0	0	0	1	1	10	27	9	0	7	.244
Mar 10	ST. JOHN'S	39	4	10	4	0	0	0	10	4	0	0	0	4	1	0	1	15	30	9	2	14	.245
Mar 11	ST. JOHN'S	30	2	5	1	2	0	0	7	4	0	1	1	1	0	0	0	6	27	8	2	6	.240
Mar 11	ST. JOHN'S	31	7	8	7	2	0	0	10	8	0	1	0	1	1	2	0	11	27	10	0	11	.241
*Mar 17	HIGH POINT	36	11	12	11	4	1	2	24	5	0	0	0	0	0	0	0	6	27	7	0	6	.247
*Mar 18	HIGH POINT	37	4	11	2	0	0	0	11	6	0	1	0	0	1	0	1	10	27	10	1	13	.250
*Mar 19	HIGH POINT	32	14	12	14	7	1	0	21	9	0	1	1	1	2	1	0	7	27	4	1	7	.257
Mar 21	JAMES MADISON	34	5	10	4	3	0	0	13	6	0	3	0	0	0	0	0	9	27	7	0	11	.259
*Mar 24	at Charleston Southern	39	12	13	11	4	0	1	20	7	0	1	0	2	1	0	0	10	27	11	0	10	.263
*Mar 25	at Charleston Southern	40	17	14	15	2	2	2	26	15	0	0	0	0	0	0	0	9	27	9	3	11	.268
*Mar 26	at Charleston Southern	38	4	12	4	2	0	2	20	6	0	0	0	0	0	0	0	13	24	7	4	13	.271
Mar 28	at East Carolina	30	6	7	5	1	0	1	11	7	0	0	1	1	0	0	2	6	24	6	1	5	.269
Mar 31	BETHUNE-COOKMAN	34	4	6	4	0	0	0	6	5	0	2	0	1	0	0	0	9	27	8	3	9	.265
Apr 01	BETHUNE-COOKMAN	32	4	6	3	0	0	1	9	6	0	0	0	1	1	1	2	5	30	17	1	8	.262
Apr 02	BETHUNE-COOKMAN	29	6	5	6	0	0	2	11	8	0	3	0	1	0	0	0	3	27	17	2	8	.259
Apr 04	RADFORD	40	4	7	3	0	1	0	9	8	1	2	0	3	1	0	0	8	33	13	0	15	.256
*Apr 08	at Radford	37	9	9	5	0	0	1	12	8	0	2	0	0	2	1	1	7	27	9	0	12	.255
*Apr 08	at Radford	35	6	7	6	0	0	1	10	3	0	2	0	1	2	0	0	4	27	11	0	8	.253
*Apr 09	at Radford	44	13	19	13	2	0	2	27	5	0	2	0	0	1	0	2	6	27	8	1	10	.261
Apr 11	at James Madison	43	26	21	23	6	0	0	27	10	0	0	0	2	0	0	1	7	21	6	3	8	.270
*Apr 13	WINTHROP	31	3	6	3	0	0	1	9	6	1	1	0	0	0	1	2	7	27	14	2	8	.268
*Apr 14	WINTHROP	32	4	7	4	1	0	0	8	4	0	1	0	3	0	0	2	6	27	8	2	8	.266
*Apr 15	WINTHROP	34	2	8	1	1	0	0	9	4	1	0	0	0	1	1	0	9	27	12	0	11	.266
Apr 18	at North Carolina	39	5	14	5	2	1	1	21	3	0	2	0	1	1	0	0	11	27	7	0	12	.269
*Apr 21	at Gardner-Webb	36	10	9	7	4	0	1	16	7	0	1	0	0	0	0	0	10	27	12	3	6	.268
*Apr 22	at Gardner-Webb	38	8	10	8	3	0	2	19	5	0	2	0	1	0	1	0	4	24	9	0	10	.268
*Apr 22	at Gardner-Webb	34	17	12	17	1	0	3	22	16	1	2	0	2	1	1	2	2	27	16	1	10	.270
Totals		1318	264	356	235	75	7	30	535	232	5	31	6	38	22	12	26	289	1020	398	49	353	.270

TEAM GAME-BY-GAME PITCHING

Date	Opponent	ip	h	r	er	bb	so	2b	3b	hr	wp	bk	hbp	dp	ibb	score	w-l	sv	era
Feb 17	vs Virginia	8.0	13	10	8	1	3	3	0	1	1	0	1	2	0	2-10	0-1	0	9.00
Feb 18	vs Kansas	9.0	4	1	1	4	7	1	0	0	1	0	0	1	0	6-1	1-1	0	4.76
Feb 19	at The Citadel	9.0	4	1	1	4	15	1	0	0	0	0	4	1	0	9-1	2-1	0	3.46
Feb 22	KENTUCKY	9.0	9	4	4	2	6	2	0	2	1	0	1	0	0	5-4	3-1	1	3.60
Feb 24	vs UMBC	9.0	6	5	5	3	8	3	0	0	0	0	1	1	0	8-5	4-1	1	3.89
Feb 25	vs Kansas State	9.0	12	8	3	3	6	1	0	2	2	0	1	1	0	2-8	4-2	1	3.74
Feb 26	vs Kansas State	8.0	6	4	4	2	10	1	0	0	2	0	2	1	0	3-4	4-3	1	3.84
Feb 28	at Elon	10.0	3	0	0	4	8	0	0	0	1	0	1	1	1	1-0	5-3	1	3.30
Mar 03	BRYANT	9.0	6	1	1	6	9	0	0	1	0	0	0	0	0	4-1	6-3	2	3.04
Mar 04	BRYANT	9.0	6	1	1	3	14	0	0	0	0	0	0	0	0	3-1	7-3	3	2.83
Mar 05	BRYANT	9.0	10	9	9	6	6	3	0	2	0	0	0	2	0	6-9	7-4	3	3.40
Mar 07	DUKE	9.0	10	4	4	3	11	2	0	1	0	0	0	2	0	8-4	8-4	3	3.45
Mar 10	ST. JOHN'S	10.0	10	5	2	6	13	2	1	1	1	0	0	0	1	4-5	8-5	3	3.31
Mar 11	ST. JOHN'S	9.0	10	4	2	6	6	1	0	0	1	0	2	2	1	2-4	8-6	3	3.21
Mar 11	ST. JOHN'S	9.0	12	6	6	9	7	1	1	0	3	0	0	1	1	7-6	9-6	3	3.40
*Mar 17	HIGH POINT	9.0	5	1	1	1	10	1	0	0	0	0	1	2	0	11-1	10-6	3	3.25
*Mar 18	HIGH POINT	9.0	9	7	7	3	9	4	0	0	0	0	0	0	0	4-7	10-7	3	3.47
*Mar 19	HIGH POINT	9.0	7	2	1	1	12	0	0	0	1	0	0	1	0	14-2	11-7	3	3.33
Mar 21	JAMES MADISON	9.0	3	1	1	1	9	0	0	1	0	0	0	1	0	5-1	12-7	3	3.21
*Mar 24	at Charleston Southern	9.0	6	2	2	3	3	1	0	1	0	0	1	3	0	12-2	13-7	3	3.15
*Mar 25	at Charleston Southern	9.0	8	3	2	4	10	0	0	0	1	0	0	1	0	17-3	14-7	3	3.10
*Mar 26	at Charleston Southern	8.0	11	11	7	3	8	3	0	1	5	0	1	0	0	4-11	14-8	3	3.29
Mar 28	at East Carolina	8.0	16	8	8	2	7	1	0	2	2	0	3	2	0	6-8	14-9	3	3.51
Mar 31	BETHUNE-COOKMAN	9.0	9	5	3	3	10	1	2	0	1	0	0	1	0	4-5	14-10	3	3.49
Apr 01	BETHUNE-COOKMAN	10.0	11	3	3	2	9	2	0	0	1	0	1	0	0	4-3	15-10	3	3.46
Apr 02	BETHUNE-COOKMAN	9.0	5	1	1	3	7	0	0	0	0	0	3	2	0	6-1	16-10	3	3.36
Apr 04	RADFORD	11.0	9	5	4	3	15	2	0	0	1	0	1	1	0	4-5	16-11	3	3.36
*Apr 08	at Radford	9.0	11	4	4	3	7	1	0	0	0	0	0	0	0	9-4	17-11	3	3.38
*Apr 08	at Radford	9.0	4	1	1	1	6	0	0	1	0	0	0	1	0	6-1	18-11	3	3.30
*Apr 09	at Radford	9.0	12	3	2	2	7	5	0	0	1	0	0	0	0	13-3	19-11	3	3.25
Apr 11	at James Madison	7.0	4	1	0	0	10	1	0	0	0	0	1	1	0	26-1	20-11	3	3.17
*Apr 13	WINTHROP	9.0	11	5	5	4	4	3	0	0	2	0	0	1	0	3-5	20-12	3	3.23
*Apr 14	WINTHROP	9.0	14	11	11	7	12	3	0	1	3	0	1	0	0	4-11	20-13	3	3.47
*Apr 15	WINTHROP	9.0	16	13	13	9	8	2	1	0	0	0	1	1	0	2-13	20-14	3	3.75
Apr 18	at North Carolina	9.0	4	2	2	7	7	1	0	2	1	0	1	1	0	5-2	21-14	4	3.70
*Apr 21	at Gardner-Webb	9.0	8	8	3	7	7	0	0	2	2	0	0	2	0	10-8	22-14	5	3.68
*Apr 22	at Gardner-Webb	8.0	14	10	10	1	3	2	0	3	0	0	1	1	0	8-10	22-15	5	3.86
*Apr 22	at Gardner-Webb	9.0	5	4	3	3	3	2	1	1	1	0	1	1	0	17-4	23-15	5	3.84
Totals		340.0	323	174	145	135	312	56	6	25	35	0	30	38	4	264-174	23-15	5	3.84

2017 Liberty Baseball
AB-R-H-RBI Breakdown for LIBERTY (as of Apr 26, 2017)
(All games)

Opponent	Date	#33	#14	#1	#20	#3	#11	#22	#24	#12	#18	#5	#13	#2	#34	#7
Virginia	Feb 17	4-0-1-0	ARTIS,DJ	BARBEE,J	BARRICK,J	EMBRY,J	GRABOWS	HIGHFILL,	KOWALO,A	LOCKLEAR	MCDYRE,T	MORRIS,J	SCARBRO	SHEPHER	TAORMINA
Kansas	Feb 18	4-1-1-0	2-1-1-0	2-0-0-1	1-0-0-0	3-0-0-0	3-0-1-1	4-0-1-0	3-0-1-0	4-0-0-0	4-1-3-0
The Citadel	Feb 19	5-1-2-1	5-1-3-1	2-1-0-0	2-0-0-0	1-1-1-0	5-0-0-0	4-1-1-0	4-2-2-3	3-1-1-0	3-1-0-0	3-1-2-0
Kentucky	Feb 22	3-0-1-0	4-1-0-0	4-1-1-0	4-1-1-2	2-0-0-0	3-0-0-0	4-0-1-0	5-2-2-2	4-0-1-0
UNBC	Feb 24	4-0-0-0	5-0-2-1	4-2-1-0	4-1-1-2	5-1-1-0	5-1-2-0	4-0-0-0	4-1-1-2	4-1-1-2
Kansas State	Feb 25	3-1-1-0	3-0-0-0	3-0-1-2	5-0-1-0	1-0-0-0	2-0-1-0	3-1-0-0	3-0-1-0	1-0-0-0	2-0-0-0	5-0-1-0	4-0-3-0
Kansas State	Feb 26	1-0-0-0	2-0-1-0	5-1-1-0	2-0-0-1	5-0-2-1	1-0-0-0	3-0-1-0	4-1-1-0	Def	1-0-0-0	5-0-1-0	4-1-2-0
Elon	Feb 28	4-0-1-0	4-0-0-0	4-0-0-0	2-0-0-0	3-0-1-0	3-0-0-0	4-1-1-0	1-0-0-0	5-0-0-0	4-0-0-0
Bryant	Mar 03	3-1-1-0	3-0-0-0	4-1-0-0	3-0-0-1	1-0-0-1	Def	2-0-1-2	4-0-0-0	3-1-2-0	3-1-0-0
Bryant	Mar 04	2-1-0-0	4-0-1-0	3-0-2-0	3-0-0-0	4-0-0-0	1-0-0-0	4-0-1-1	4-0-1-1	1-1-1-3	2-0-1-0	5-0-0-0	4-0-0-0
Bryant	Mar 05	3-1-0-0	4-0-1-0	1-0-0-1	3-1-1-0	3-0-1-1	1-0-0-0	1-0-1-1	3-3-2-0	1-0-0-0	5-0-0-0	4-0-0-0
Duke	Mar 07	5-2-2-0	1-0-1-2	4-1-2-1	1-1-0-0	3-1-1-1	1-0-0-0	4-1-2-0	4-0-0-1	1-1-0-0	3-0-1-3	5-1-1-0
St. John's	Mar 10	2-0-0-0	5-1-3-2	4-0-2-0	6-1-1-0	1-0-0-0	4-0-1-0	4-0-0-0	2-1-1-0	2-1-0-0	4-0-1-0	5-0-1-2
St. John's	Mar 11	3-0-0-0	3-0-1-1	4-0-0-0	3-0-0-0	2-1-0-0	4-0-1-0	4-1-1-0	3-0-1-0	4-0-1-2
St. John's	Mar 11	4-1-2-1	3-1-0-1	3-0-1-2	3-1-0-0	4-0-1-0	Def	1-1-1-1	4-1-1-0	5-1-0-1	4-1-2-1
High Point	Mar 17	4-1-1-1	5-1-1-4	3-2-2-1	1-0-0-0	3-1-1-1	4-1-1-0	4-1-1-0	Def	0-0-0-0	3-2-1-3	5-0-1-1
High Point	Mar 18	4-0-1-1	3-2-3-0	5-1-4-0	4-2-3-0	4-0-0-0	3-0-0-0	4-0-1-0	5-0-0-1	4-0-1-0	5-1-1-0
High Point	Mar 19	1-0-0-1	3-2-1-1	4-1-2-1	4-0-0-1	0-1-0-0	1-0-0-0	4-2-1-0	0-0-0-1	3-1-2-4	4-0-2-3	3-2-2-1	0-1-0-0	Def	1-2-0-0	4-2-2-1
James Madison	Mar 21	5-1-1-1	5-0-2-0	2-1-1-0	5-0-1-1	Def	3-1-1-0	4-1-1-0	3-0-1-0	Def	4-0-1-1	3-1-1-1
Charleston Southern	Mar 24	1-0-1-2	3-0-1-0	4-2-2-1	4-0-1-2	0-0-0-0	5-1-1-2	Def	5-4-4-4	5-0-1-0	4-1-0-0	1-0-0-0	0-1-0-0	3-2-1-0	3-1-1-0
Charleston Southern	Mar 25	0-0-0-0	2-1-0-0	7-2-3-3	4-2-2-1	1-0-0-0	2-2-2-1	2-0-1-0	2-1-1-0	3-1-0-0	3-3-1-0	4-1-1-3	6-1-1-2	3-3-2-4
Charleston Southern	Mar 26	1-0-1-0	4-0-0-0	2-1-2-0	5-1-1-1	1-0-0-0	1-0-0-0	4-1-2-1	4-0-1-0	5-0-4-1	4-1-1-1	4-0-0-0	3-0-0-0
East Carolina	Mar 28	3-0-0-0	5-1-1-0	4-1-2-0	4-1-2-0	3-1-1-1	2-0-0-1	1-1-0-0	1-0-0-0	3-0-0-0	4-1-1-3
Bethune-Cookman	Mar 31	3-0-0-0	3-2-0-0	5-1-2-1	4-0-0-1	Def	4-0-1-0	4-0-0-0	3-1-2-0	0-0-0-0	4-0-1-2	4-0-0-0
Bethune-Cookman	Apr 01	1-0-0-0	4-0-0-0	5-1-1-1	3-1-0-0	0-0-0-1	0-1-0-0	2-1-2-0	3-0-0-0	2-0-0-0	4-0-1-0	3-0-0-0	4-0-2-1
Bethune-Cookman	Apr 02	3-0-0-0	2-1-0-0	4-2-2-3	4-0-0-0	1-0-0-0	1-0-1-1	4-0-0-0	3-2-1-0	3-0-0-0	4-1-1-2
Radford	Apr 04	0-0-0-0	1-0-0-0	3-0-1-0	5-0-0-0	1-0-0-0	0-1-0-0	2-0-0-0	6-1-2-0	2-0-1-0	6-0-1-1	4-1-1-2	4-0-0-0	3-0-0-0	3-1-1-0
Radford	Apr 08	3-1-1-0	4-1-0-0	6-3-2-3	5-0-2-0	1-0-0-0	3-1-0-1	4-1-2-1	3-2-0-0	4-0-1-0	4-0-1-0
Radford	Apr 08	4-1-2-0	4-2-0-0	4-1-0-0	5-0-2-1	1-0-0-0	3-0-0-0	2-0-0-0	3-1-1-1	4-0-1-0	5-1-1-4
Radford	Apr 09	4-1-0-0	6-2-3-1	4-2-2-3	6-1-3-0	0-1-0-0	5-1-2-4	4-1-1-0	3-2-1-0	1-0-0-0	5-1-3-1	6-1-4-4
James Madison	Apr 11	2-0-1-1	2-1-1-1	5-3-3-4	5-4-3-2	1-0-0-0	2-0-0-0	3-2-2-1	1-3-1-3	4-3-2-1	5-3-3-3	1-0-1-1	2-1-0-1	3-2-2-2	4-4-2-3
Winthrop	Apr 13	1-0-0-0	3-1-1-0	2-0-0-1	4-0-0-0	3-0-0-0	4-1-1-1	4-0-1-1	3-0-0-0	4-1-1-0	3-0-2-0
Winthrop	Apr 14	1-1-1-1	2-1-1-0	2-0-0-0	5-0-1-0	1-0-0-0	4-1-1-0	2-0-1-0	2-1-0-0	5-0-1-3	4-0-0-0	4-0-1-0
Winthrop	Apr 15	1-0-0-0	2-0-0-0	5-0-2-0	4-1-2-0	Def	1-0-0-0	4-0-1-0	4-0-0-0	2-1-1-0	4-0-1-0	1-0-1-0	Def	3-0-0-0	3-0-0-1
North Carolina	Apr 18	1-1-1-0	2-0-0-0	4-2-3-1	5-0-3-1	1-0-0-0	5-0-0-0	Def	4-1-3-0	3-0-0-0	4-1-2-3	1-0-0-0	5-0-2-0	4-0-0-0
Gardner-Webb	Apr 21	4-0-0-0	3-1-2-0	4-3-1-3	Def	4-1-1-0	1-0-0-0	4-0-1-2	1-1-0-0	4-2-1-0	1-0-1-1	5-1-1-0	5-1-1-1
Gardner-Webb	Apr 22	1-0-0-0	3-0-1-2	3-3-1-0	4-1-2-0	5-0-1-0	4-2-2-0	5-0-0-0	5-0-0-0	3-0-0-0	5-2-3-6
Gardner-Webb	Apr 22	3-4-2-2	5-3-2-3	3-1-0-0	5-1-0-0	4-1-1-1	5-2-3-5	2-1-0-1	2-3-2-2	2-0-0-0	3-1-2-3

LAST 10 GAMES

Record: 6-4 Home: 0-3 Away: 6-1 Big South: 4-4

Player	avg	gp-gs	ab	r	h	2b	3b	hr	rbi	tb	slg%	bb	hp	so	gdp	ob%	sf	sh	sb-att	po	a	e	fld%
1 ARTIS, D.J.	.432	10-10	37	14	16	2	0	1	11	21	.568	13	0	2	0	.558	2	0	6-6	24	0	0	1.000
7 TAORMINA, Sammy	.381	10-10	42	10	16	5	0	4	22	33	.786	7	0	8	0	.451	2	0	1-1	87	5	3	.968
20 BARBEE, Jake	.349	10-10	43	17	15	4	1	2	12	27	.628	6	2	7	1	.451	0	0	1-1	20	1	0	1.000
5 MCDYRE, Trey	.317	10-10	41	11	13	2	0	1	15	18	.439	7	1	7	2	.429	0	2	0-0	6	24	2	.938
22 GRABOWSKI, Eric	.293	10-10	41	7	12	2	0	0	2	14	.341	7	0	7	1	.396	0	0	0-0	0	0	0	.000
12 KOWALO, Andrew	.270	10-10	37	7	10	1	0	2	10	17	.459	5	4	6	2	.413	0	0	1-1	14	29	0	1.000
18 LOCKLEAR, Cam	.267	10-10	30	10	8	0	0	0	3	8	.267	6	1	4	0	.405	0	4	2-2	12	25	6	.860
34 SHEPHERD, Will	.263	10-10	38	5	10	2	0	1	3	15	.395	2	1	4	2	.317	0	0	2-2	20	1	0	1.000

33 ALLEN, Dylan	.429	6-0	7	2	3	0	0	0	2	3	.429	0	0	2	0	.429	0	0	0-0	1	1	0	1.000
13 MORRIS, Jack	.400	4-0	5	1	2	0	0	0	2	2	.400	2	1	1	0	.625	0	0	0-0	2	0	0	1.000
2 SCARBROUGH, Payton	.273	6-2	11	4	3	2	0	0	4	5	.455	4	0	3	0	.467	0	0	0-0	10	0	0	1.000
14 ALLEN, Matt	.217	8-8	23	5	5	0	0	0	1	5	.217	2	0	9	0	.280	0	0	0-0	42	3	0	1.000
11 EMBRY, Jonathan	.000	5-0	5	0	0	0	0	0	0	0	.000	0	0	2	0	.000	0	0	0-0	0	0	0	.000
27 LATTA, Josh	.000	6-0	3	0	0	0	0	0	0	0	.000	1	0	2	1	.250	0	0	0-0	16	1	0	1.000
24 HIGHFILL, Ben	.000	4-0	2	1	0	0	0	0	0	0	.000	1	0	1	0	.333	0	0	0-0	5	3	0	1.000
3 BARRICK, Josh	.000	2-0	1	0	0	0	0	0	0	0	.000	0	0	1	0	.000	0	0	0-0	0	1	0	1.000
Totals	.309	10	366	94	113	20	1	11	87	168	.459	63	10	66	9	.420	4	6	13-13	261	103	12	.968
Opponents	.267	10	344	58	92	19	2	10	53	145	.422	41	6	67	9	.355	1	3	4-5	264	97	14	.963

(LAST 10 Sorted by Earned run avg)

Player	era	w-l	app	gs	cg	sho	sv	ip	h	r	er	bb	so	2b	3b	hr	b/avg	wp	hp	bks	sfa	sha
36 BERTSCH, Jackson	1.80	1-0	2	2	0	0/0	0	10.0	8	3	2	3	8	2	0	2	.205	0	2	0	0	0
17 MITCHELL, Evan	3.18	2-0	3	3	0	0/0	0	17.0	18	7	6	6	10	6	0	1	.273	2	2	0	0	0
49 PRICE, Garret	5.19	1-1	3	3	0	0/0	0	17.1	16	15	10	11	16	2	0	3	.232	2	0	0	0	0

28 LETCHWORTH, Jon	0.00	0-0	2	0	0	0/0	0	2.0	1	0	0	3	1	0	0	0	.143	2	0	0	0	0
6 CLINTON, Zach	1.80	0-0	2	0	0	0/0	0	5.0	3	2	1	3	3	0	1	0	.176	1	0	0	0	1
16 GAMBLE, Cody	2.89	1-1	5	0	0	0/0	0	9.1	3	3	3	3	8	1	0	1	.100	0	0	0	0	0
19 STAFFORD, Michael	3.38	0-0	2	0	0	0/0	0	2.2	1	1	1	2	7	0	0	0	.111	1	1	0	0	0
4 QUARTERLEY, Shane	4.76	1-0	3	0	0	0/0	0	5.2	6	3	3	2	4	1	0	1	.286	1	0	0	1	0
15 CLOUSE, Zander	8.10	0-0	3	0	0	0/0	0	6.2	10	6	6	0	2	2	1	0	.357	0	0	0	0	1
35 DEGROAT, Jack	9.82	0-1	4	0	0	0/0	2	3.2	7	4	4	4	5	1	0	0	.389	0	0	0	0	0
40 EVANS, Caleb	14.73	0-1	2	2	0	0/0	0	7.1	18	12	12	2	2	4	0	2	.474	1	1	0	0	1
26 TARANTOLA, Vinnie	54.00	0-0	1	0	0	0/0	0	0.1	1	2	2	2	1	0	0	0	.500	0	0	0	0	0
Totals	5.17	6-4	10	10	0	0/0	2	87.0	92	58	50	41	67	19	2	10	.267	10	6	0	1	3
Opponents	7.77	4-6	10	10	0	0/0	2	88.0	113	94	76	63	66	20	1	11	.309	17	10	0	4	6

STARTERS BY BATTING ORDER

Date	OPP	1	2	3	4	5	6	7	8	9
2/17	vs. Virginia	Artis	Locklear	Barbee	Shepherd	M. Allen	Taormina	Scarborough	Kowalo	Highfill
2/18	vs. Kansas	Artis	Locklear	Barbee	Shepherd	M. Allen	Taormina	Scarborough	Kowalo	Highfill
2/19	The Citadel	Artis	Barbee	Shepherd	Taormina	M. Allen	Locklear	Embry	Kowalo	Highfill
2/22	Kentucky	Artis	Barbee	Shepherd	M. Allen	Taormina	Grabowski	Locklear	Kowalo	Highfill
2/24	vs. UMBC	Artis	Barbee	Shepherd	M. Allen	Taormina	D. Allen	Locklear	Kowalo	Highfill
2/25	vs. Kansas St.	Artis	Barbee	Shepherd	M. Allen	Taormina	D. Allen	Locklear	Kowalo	Highfill
2/26	vs. Kansas St.	Barbee	Shepherd	Taormina	Grabowski	Locklear	Scarborough	Kowalo	Highfill	Morris
2/28	at Elon	Barbee	Shepherd	Taormina	M. Allen	Grabowski	Locklear	Kowalo	Embry	Barrick
3/3	Bryant	Artis	M. Allen	Taormina	Shepherd	Barbee	D. Allen	Embry	Kowalo	Locklear
3/4	Bryant	Grabowski	M. Allen	Taormina	Shepherd	D. Allen	Kowalo	Barbee	Locklear	Embry
3/5	Bryant	Shepherd	M. Allen	Taormina	Barbee	D. Allen	Kowalo	Embry	Scarborough	Barrick
3/7	Duke	M. Allen	Grabowski	Taormina	Shepherd	Barbee	Kowalo	Locklear	Morris	Highfill
3/10	St. John's	Artis	M. Allen	Barbee	Shepherd	Taormina	Kowalo	D. Allen	Locklear	Morris
3/11	St. John's - 1	Artis	M. Allen	Shepherd	Taormina	Kowalo	Barbee	McDyre	Scarborough	Barrick
3/11	St. John's - 2	Artis	M. Allen	Shepherd	Taormina	Kowalo	Barbee	McDyre	Scarborough	Barrick
3/17	High Point	Artis	Grabowski	Taormina	M. Allen	McDyre	Barbee	Shepherd	Kowalo	Locklear
3/18	High Point	Artis	Grabowski	Taormina	M. Allen	Barbee	Shepherd	McDyre	Kowalo	Locklear
3/19	High Point	Artis	Grabowski	Barbee	M. Allen	Taormina	McDyre	Shepherd	Kowalo	Locklear
3/21	James Madison	Artis	Grabowski	Barbee	M. Allen	Taormina	McDyre	Shepherd	Kowalo	Locklear
3/24	at Charleston So.	Artis	Grabowski	Barbee	M. Allen	Taormina	McDyre	Shepherd	Kowalo	Locklear
3/25	at Charleston So.	Artis	Grabowski	Barbee	M. Allen	Taormina	McDyre	Shepherd	Kowalo	Locklear
3/26	at Charleston So.	Artis	M. Allen	Barbee	Kowalo	Taormina	McDyre	Shepherd	Scarborough	Locklear
3/28	at East Carolina	Artis	Grabowski	Barbee	M. Allen	Taormina	McDyre	Kowalo	Shepherd	Locklear
3/31	B.-Cookman	Artis	McDyre	Barbee	Grabowski	Taormina	Kowalo	Shepherd	M. Allen	Locklear
4/1	B.-Cookman	Artis	McDyre	Barbee	Grabowski	Taormina	Kowalo	M. Allen	Locklear	Morris
4/2	B.-Cookman	Artis	McDyre	Barbee	Grabowski	Taormina	Kowalo	M. Allen	Locklear	Morris
4/4	Radford	Artis	McDyre	Barbee	Grabowski	Taormina	Kowalo	Scarborough	Locklear	Morris
4/8	at Radford	Artis	McDyre	Barbee	Taormina	Grabowski	Kowalo	Shepherd	M. Allen	Locklear
4/8	at Radford	Artis	McDyre	Barbee	Taormina	Grabowski	Kowalo	Shepherd	M. Allen	Locklear
4/9	at Radford	Artis	McDyre	Barbee	Taormina	Grabowski	Kowalo	Shepherd	M. Allen	Locklear
4/11	at JMU	Artis	McDyre	Barbee	Taormina	Grabowski	Kowalo	Shepherd	M. Allen	Locklear
4/13	Winthrop	Artis	McDyre	Barbee	Taormina	Grabowski	Kowalo	Shepherd	M. Allen	Locklear
4/14	Winthrop	Artis	McDyre	Barbee	Taormina	Grabowski	Kowalo	Shepherd	M. Allen	Locklear
4/15	Winthrop	Artis	McDyre	Barbee	Taormina	Grabowski	Kowalo	Shepherd	M. Allen	Locklear
4/18	at UNC	Artis	McDyre	Barbee	Taormina	Grabowski	Kowalo	Shepherd	M. Allen	Locklear
4/21	at G-Webb	Artis	McDyre	Barbee	Taormina	Kowalo	Grabowski	Shepherd	M. Allen	Locklear
4/22	at G-Webb - 1	Artis	McDyre	Barbee	Taormina	Kowalo	Grabowski	Shepherd	Scarborough	Locklear
4/22	at G-Webb - 2	Artis	McDyre	Barbee	Taormina	Kowalo	Grabowski	Shepherd	Scarborough	Locklear

STARTERS BY POSITION

Date OPP	C	1B	2B	3B	SS	LF	CF	RF	DH
2/17 vs. Virginia	Scarborough	Taormina	Kowalo	Highfill	Locklear	Barbee	Artis	Shepherd	M. Allen
2/18 vs. Kansas	M. Allen	Taormina	Kowalo	Highfill	Locklear	Barbee	Artis	Shepherd	Scarborough
2/19 at The Citadel	M. Allen	Taormina	Kowalo	Highfill	Locklear	Barbee	Artis	Shepherd	Embry
2/22 Kentucky	M. Allen	Taormina	Kowalo	Highfill	Locklear	Barbee	Artis	Shepherd	Grabowski
2/24 vs. UMBC	M. Allen	Taormina	Kowalo	Highfill	Locklear	Barbee	Artis	Shepherd	D. Allen
2/25 vs. Kansas St.	M. Allen	Taormina	Kowalo	Highfill	Locklear	Barbee	Artis	Shepherd	D. Allen
2/26 vs. Kansas St.	Scarborough	Taormina	Kowalo	Highfill	Locklear	Barbee	Morris	Shepherd	Grabowski
2/28 at Elon	M. Allen	Taormina	Barrick	Kowalo	Locklear	Barbee	Embry	Shepherd	Grabowski
3/3 Bryant	M. Allen	Taormina	Kowalo	D. Allen	Locklear	Barbee	Embry	Shepherd	Artis
3/4 Bryant	M. Allen	Taormina	Kowalo	D. Allen	Locklear	Barbee	Embry	Shepherd	Grabowski
3/5 Bryant	Scarborough	Taormina	Kowalo	D. Allen	Barrick	Barbee	Embry	Shepherd	M. Allen
3/7 Duke	M. Allen	Taormina	Kowalo	Highfill	Barrick	Barbee	Morris	Shepherd	Grabowski
3/10 St. John's	M. Allen	Taormina	Kowalo	D. Allen	Locklear	Artis	Morris	Shepherd	Barbee
3/11 St. John's - 1	M. Allen	Taormina	Kowalo	McDyre	Barrick	Barbee	Artis	Shepherd	Scarborough
3/11 St. John's - 2	M. Allen	Taormina	Kowalo	McDyre	Barrick	Barbee	Artis	Shepherd	Scarborough
3/17 High Point	M. Allen	Taormina	Kowalo	McDyre	Locklear	Barbee	Artis	Shepherd	Grabowski
3/18 High Point	M. Allen	Taormina	Kowalo	McDyre	Locklear	Barbee	Artis	Shepherd	Grabowski
3/19 High Point	M. Allen	Taormina	Kowalo	McDyre	Locklear	Barbee	Artis	Shepherd	Grabowski
3/21 James Madison	M. Allen	Taormina	Kowalo	McDyre	Locklear	Barbee	Artis	Shepherd	Grabowski
3/24 at Charleston So.	M. Allen	Taormina	Kowalo	McDyre	Locklear	Barbee	Artis	Shepherd	Grabowski
3/25 at Charleston So.	M. Allen	Taormina	Kowalo	McDyre	Locklear	Barbee	Artis	Shepherd	Grabowski
3/26 at Charleston So.	M. Allen	Taormina	Kowalo	McDyre	Locklear	Barbee	Artis	Shepherd	Scarborough
3/28 at East Carolina	M. Allen	Taormina	Kowalo	McDyre	Locklear	Barbee	Artis	Shepherd	Grabowski
3/31 B.-Cookman	M. Allen	Taormina	Kowalo	McDyre	Locklear	Barbee	Artis	Shepherd	Grabowski
4/1 B.-Cookman	M. Allen	Taormina	Kowalo	McDyre	Locklear	Barbee	Artis	Morris	Grabowski
4/2 B.-Cookman	M. Allen	Taormina	Kowalo	McDyre	Locklear	Barbee	Artis	Morris	Grabowski
4/4 Radford	Scarborough	Taormina	Kowalo	McDyre	Locklear	Barbee	Artis	Morris	Grabowski
4/8 at Radford	M. Allen	Taormina	Kowalo	McDyre	Locklear	Barbee	Artis	Shepherd	Grabowski
4/8 at Radford	M. Allen	Taormina	Kowalo	McDyre	Locklear	Barbee	Artis	Shepherd	Grabowski
4/9 at Radford	M. Allen	Taormina	Kowalo	McDyre	Locklear	Barbee	Artis	Shepherd	Grabowski
4/11 at JMU	M. Allen	Taormina	Kowalo	McDyre	Locklear	Barbee	Artis	Shepherd	Grabowski
4/13 Winthrop	M. Allen	Taormina	Kowalo	McDyre	Locklear	Barbee	Artis	Shepherd	Grabowski
4/14 Winthrop	M. Allen	Taormina	Kowalo	McDyre	Locklear	Barbee	Artis	Shepherd	Grabowski
4/15 Winthrop	M. Allen	Taormina	Kowalo	McDyre	Locklear	Barbee	Artis	Shepherd	Grabowski
4/18 at UNC	M. Allen	Taormina	Kowalo	McDyre	Locklear	Barbee	Artis	Shepherd	Grabowski
4/21 at G-Webb	M. Allen	Taormina	Kowalo	McDyre	Locklear	Barbee	Artis	Shepherd	Grabowski
4/22 at G-Webb - 1	M. Allen	Taormina	Kowalo	McDyre	Locklear	Barbee	Artis	Shepherd	Grabowski
4/22 at G-Webb - 2	M. Allen	Taormina	Kowalo	McDyre	Locklear	Barbee	Artis	Shepherd	Grabowski

Record: 23-15 Home: 10-9 Away: 11-3 Neutral: 2-3 Big South: 9-6

Player	SEASON							CAREER						
	Avg	G-GS	AB	R	H	2B	3B	HR	RBI	BB	Hbp	SO	Sb-Att	
1 ARTIS, D.J. 7 TAORMINA, Sammy 20 BARBEE, Jake 12 KOWALO, Andrew 22 GRABOWSKI, Eric 14 ALLEN, Matt 34 SHEPHERD, Will 18 LOCKLEAR, Cam	.357	35-33	126	37	45	11	0	4	29	39	4	21	17-19	
	.342	38-38	149	31	51	13	2	8	43	28	1	35	1-1	
	.301	38-38	153	39	46	12	2	4	33	25	5	29	2-3	
	.298	38-38	131	27	39	7	1	4	27	23	7	34	1-2	
	.296	30-27	108	17	32	7	0	1	11	16	2	23	2-2	
	.236	36-34	123	17	29	4	0	0	10	18	2	22	0-0	
	.221	36-35	140	20	31	7	0	3	20	8	5	28	4-4	
	.210	37-35	124	20	26	5	0	2	13	12	4	29	3-3	
5 MCDYRE, Trey 33 ALLEN, Dylan 2 SCARBROUGH, Payton 13 MORRIS, Jack 24 HIGFILL, Ben 11 EMBRY, Jonathan 3 BARRICK, Josh 27 LATTI, Josh	.313	26-25	96	24	30	5	1	1	23	21	1	21	1-2	
	.241	19-6	29	6	7	0	0	0	5	8	0	8	0-0	
	.225	20-10	40	9	9	3	0	1	5	6	3	10	0-0	
	.174	18-6	23	6	4	0	1	1	7	10	1	8	0-0	
	.133	22-8	30	4	4	1	0	1	3	5	0	8	0-0	
	.087	20-5	23	4	2	0	0	0	3	10	3	5	0-1	
	.059	11-4	17	3	1	0	0	0	2	1	0	6	0-0	
	.000	10-0	6	0	0	0	0	0	1	2	0	2	0-0	
	.270	38-38	1318	264	356	75	7	30	235	232	38	289	31-37	
Totals Opponents	.252	38-38	1284	174	323	56	6	25	160	135	30	312	31-40	

(All games Sorted by Earned run avg)

[illegible]

GAME HIGHS

TEAM GAME HIGHS

Batting

At bats:	44	-	at Radford (Apr 09, 2017)
Runs scored:	26	-	at James Madison (Apr 11, 2017)
Hits:	21	-	at James Madison (Apr 11, 2017)
RBIs:	23	-	at James Madison (Apr 11, 2017)
Doubles:	7	-	vs High Point (Mar 19, 2017)
Triples:	2	-	at Charleston Southern (Mar 25, 2017)
Home runs:	3	-	at Gardner-Webb (Apr 22, 2017)
Total bases:	27	-	at Radford (Apr 09, 2017)
	27	-	at James Madison (Apr 11, 2017)
Walks:	16	-	at Gardner-Webb (Apr 22, 2017)
Strikeouts:	15	-	vs St. John's (Mar 10, 2017)
Sac hits:	2	-	(5 times)
Sac flies:	2	-	vs St. John's (Mar 11, 2017)
Stolen bases:	3	-	vs James Madison (Mar 21, 2017)
	3	-	vs Bethune-Cookman (Apr 02, 2017)
Hit by pitch:	4	-	at The Citadel (Feb 19, 2017)
	4	-	vs St. John's (Mar 10, 2017)
Caught stealing:	1	-	(6 times)
Runners LOB:	15	-	vs Radford (Apr 04, 2017)
Hit into DP:	3	-	vs Virginia (Feb 17, 2017 at Charleston, S.C.)

Fielding

Putouts:	33	-	vs Radford (Apr 04, 2017)
Assists:	17	-	vs Bethune-Cookman (Apr 01, 2017)
	17	-	vs Bethune-Cookman (Apr 02, 2017)
Errors:	4	-	vs Virginia (Feb 17, 2017 at Charleston, S.C.)
	4	-	vs Kansas State (Feb 25, 2017 at Lexington, S.C.)
	4	-	at Charleston Southern (Mar 26, 2017)
Passed balls:	2	-	vs Winthrop (Apr 13, 2017)
DPs turned:	3	-	at Charleston Southern (Mar 24, 2017)

Pitching

Innings pitched:	11.0	-	vs Radford (Apr 04, 2017)
Runs allowed:	13	-	vs Winthrop (Apr 15, 2017)
Earned runs:	13	-	vs Winthrop (Apr 15, 2017)
Walks allowed:	9	-	vs St. John's (Mar 11, 2017)
	9	-	vs Winthrop (Apr 15, 2017)
Strikeouts:	15	-	at The Citadel (Feb 19, 2017)
	15	-	vs Radford (Apr 04, 2017)
Hits allowed:	16	-	at East Carolina (Mar 28, 2017)
	16	-	vs Winthrop (Apr 15, 2017)
Doubles allowed:	5	-	at Radford (Apr 09, 2017)
Triples allowed:	2	-	vs Bethune-Cookman (Mar 31, 2017)
Homers allowed:	3	-	at Gardner-Webb (Apr 22, 2017)
Wild pitches:	5	-	at Charleston Southern (Mar 26, 2017)
Hit batters:	4	-	at The Citadel (Feb 19, 2017)

INDIVIDUAL GAME HIGHS

Batting

At bats:	7	-	ARTIS, D.J. at Charleston Southern (Mar 25, 2017)
Runs scored:	4	-	(4 times)
Hits:	4	-	(4 times)
RBIs:	6	-	TAORMINA, Sammy at Gardner-Webb (Apr 22, 2017)
Doubles:	3	-	ARTIS, D.J. at The Citadel (Feb 19, 2017)
Triples:	1	-	(7 times)
Home runs:	2	-	LOCKLEAR, Cam at The Citadel (Feb 19, 2017)
	2	-	TAORMINA, Sammy vs UMBC (Feb 24, 2017 at Lexington, S.C.)
	2	-	TAORMINA, Sammy at Gardner-Webb (Apr 22, 2017)
Total bases:	10	-	TAORMINA, Sammy at Gardner-Webb (Apr 22, 2017)
Walks:	4	-	BARBEE, Jake at The Citadel (Feb 19, 2017)
	4	-	SCARBROUGH, Payton at Gardner-Webb (Apr 22, 2017)
Strikeouts:	4	-	ARTIS, D.J. vs Bryant (Mar 03, 2017)
	4	-	TAORMINA, Sammy vs Duke (Mar 07, 2017)
Sac hits:	2	-	KOWALO, Andrew vs Bryant (Mar 03, 2017)
	2	-	LOCKLEAR, Cam at Radford (Apr 08, 2017)
Sac flies:	1	-	(12 times)
Stolen bases:	2	-	ARTIS, D.J. vs Bethune-Cookman (Apr 02, 2017)
	2	-	ARTIS, D.J. vs Radford (Apr 04, 2017)
	2	-	ARTIS, D.J. at Gardner-Webb (Apr 22, 2017)
Hit by pitch:	2	-	KOWALO, Andrew vs Winthrop (Apr 14, 2017)
Caught stealing:	1	-	(6 times)
Runners LOB:	6	-	TAORMINA, Sammy at The Citadel (Feb 19, 2017)
	6	-	BARBEE, Jake vs St. John's (Mar 10, 2017)
	6	-	ALLEN, Matt vs James Madison (Mar 21, 2017)

Fielding

Putouts:	15	-	ALLEN, Matt at The Citadel (Feb 19, 2017)
Assists:	8	-	MCDYRE, Trey at Gardner-Webb (Apr 22, 2017)
Errors:	2	-	(7 times)
Passed balls:	2	-	ALLEN, Matt vs Winthrop (Apr 13, 2017)

Pitching

Innings pitched:	9.0	-	EVANS, Caleb vs High Point (Mar 17, 2017)
Runs allowed:	10	-	GRABOWSKI, Eric vs Virginia (Feb 17, 2017 at Charleston, S.C.)
Earned runs:	8	-	GRABOWSKI, Eric vs Virginia (Feb 17, 2017 at Charleston, S.C.)
	8	-	PRICE, Garret vs Winthrop (Apr 14, 2017)
	8	-	EVANS, Caleb at Gardner-Webb (Apr 22, 2017)
Walks allowed:	6	-	PRICE, Garret at Gardner-Webb (Apr 21, 2017)
Strikeouts:	11	-	EVANS, Caleb vs Bryant (Mar 04, 2017)
Hits allowed:	12	-	EVANS, Caleb at Gardner-Webb (Apr 22, 2017)
Doubles allowed:	3	-	(4 times)
Triples allowed:	1	-	(6 times)
Homers allowed:	2	-	CLOUSE, Zander at East Carolina (Mar 28, 2017)
	2	-	BERTSCH, Jackson at North Carolina (Apr 18, 2017)
	2	-	EVANS, Caleb at Gardner-Webb (Apr 22, 2017)
Wild pitches:	2	-	(5 times)
Hit batters:	3	-	BERTSCH, Jackson at The Citadel (Feb 19, 2017)

Season Avg: .357**Career Avg:** .365**Starts:** 31 - CF, 1 - LF, 1 - DH**BIG SOUTH PLAYER OF THE WEEK FOR APRIL 10-16, 2017****BIG SOUTH PLAYER OF THE WEEK FOR MARCH 13-19, 2017****2016 FRESHMAN ALL-AMERICAN****2016 BIG SOUTH FRESHMAN OF THE YEAR****2016 BIG SOUTH ALL-CONFERENCE FIRST TEAM****2016 ECAC DIVISION I ALL-STAR TEAM****2016 VASID ROOKIE OF THE YEAR AND ALL-STATE****2017 (So.)**

Big South Player of the Week for April 10-16 ... Big South Player of the Week for March 13-19 Had three hits and three doubles in 9-1 win at The Citadel (2/21) ... Broke a 4-4 tie with two-run, pinch-hit double in the sixth in win over Duke (3/7) ... Hit first career grand slam in win over High Point (3/17) ... Went 3-for-3 with two walks against High Point (3/18) ... Had three hits, a double, a home run and three RBI in win at Charleston Southern (3/25) ... Tied game with two-out, eighth-inning home run in 4-3, 10-inning win over Bethune-Cookman (4/1) ... had three hits and scored twice in a win at Radford (4/9) ... Collected three hits, four RBI and three runs scored in win at James Madison (4/11) ... Had three hits, hit a home run and scored twice in win at North Carolina (4/18) ... Collected two hits, walked three times and scored a career-high four runs in win in game two of a doubleheader at Gardner-Webb (4/22)

2016 (Fr.)

Started all 59 games ... Started 32 games in left field and 27 in center field ... Led the Big South Conference and finished the year 13th in the nation with a .500 on base percentage ... Led Liberty and finished third in the Big South Conference with a .369 batting average ... Among the top 15 in the nation and set a Liberty program record with 52 walks ... Scored a team-high 54 runs, drove in 41 runs and stole 23 bases ... Also among the Big South leaders in runs scored (sixth) and stolen bases (third) ... Led Liberty with 30 multiple-hit games and reached base in 54 out of Liberty's 59 games ... Went 4-for-5 and scored three runs in season opener at USF (2/19) ... Hit his first collegiate home run at USF (2/21) ... Reached base in each of his five plate appearances, two hits and three walks, scoring twice in an 8-5 win over UConn (3/4) ... Went 3-for-4 with a double, two RBI and three runs scored at Virginia Tech (3/15) ... Was 3-for-3 with a walk, a stolen base and scored twice in 11-5 win over UNC Asheville (3/26) ... Reached base in a team-high 23 consecutive games from 2/27-4/2 ... Went 3-for-4, driving in a career-high three runs in 10-2 win over Charleston Southern (4/8) ... Tied a career-high with four hits, scored twice and stole two bases in 4-1 win at Presbyterian (4/24) ... Had two hits and two RBI, walked, stole a base and scored three times in 9-3 victory over Longwood in Game 7 of the Big South Baseball Championship (5/25)

From the Dugout:

Drafted in the 40th round of the Major League Draft by the Boston Red Sox in 2015 ... Selected to 2015 All-USA North Carolina Baseball team ... Named 2015 All-Area Player of the Year as a senior at Southeast Guilford High School Cousins Corey and Eric Kimber are currently playing baseball in the San Diego Padres and Kansas City Royals organizations, respectively

CAREER STATISTICS

Year	Avg	GP-GS	AB	R	H	2B	3B	HR	RBI	SLG%	BB	SO	OB%	SB-A
2016	.369	59-59	222	54	82	9	3	2	41	.464	52	28	.500	23-29
2017	.357	35-33	126	37	45	11	0	4	28	.540	39	21	.515	17-19
Totals	.365	94-92	348	91	127	20	3	6	70	.491	91	49	.505	40-48

SEASON HIGHS**HITS:** 4, four times**RUNS:** 4, at Gardner-Webb, 4/22/17**RBI:** 4, two times**HIT STREAK:** 8 games, 3/17/17- 3/31/17**CAREER HIGHS****HITS:** 4, four times**RUNS:** 4, at Gardner-Webb, 4/22/17**RBI:** 4, two times**HIT STREAK:** 9 games, 5/7/16- 5/20/16

#2 Payton Scarbrough

C, Senior

Marysville, Mo.

Season Avg: .225**Career Avg:** .271**Starts:** 6 - C, 4 - DH**2017 (Sr.)**

Hit first home run of the season at Charleston Southern (3/26)

2016 (Jr.)

Played in 44 games with 40 starts ... Made 37 starts at catcher and three as the designated hitter ... Hit .284 with 22 RBI and 25 runs scored ... First hit in a Liberty uniform was a home run at Elon (3/8) ... Collected three hits, including a home run, scored three times and drove in three runs in win at Virginia Tech (3/15) ... Hit a two-run home run in a 4-2 win at Presbyterian (4/22) ... Went 3-for-4 with a double and scored twice in a 7-6 victory over Old Dominion (5/11) ... Finished the year with a 10-game hitting streak (5/13-5/28)

From the Dugout:

Attended Eastern Oklahoma State in 2015 ... Hit .383 with 39 RBI and 42 runs scored in 46 games

CAREER STATISTICS

Year	Avg	GP-GS	AB	R	H	2B	3B	HR	RBI	SLG%	BB	SO	OB%	SB-A
2016	.284	44-40	141	25	40	7	0	4	22	.418	7	18	.333	1-1
2017	.225	20-10	40	9	9	3	0	1	5	.375	6	10	.367	0-0
Totals	.271	64-50	181	34	49	10	0	5	27	.409	13	28	.342	1-1

SEASON HIGHS

HITS: 2, at Gardner-Webb, 4/22/17
RUNS: 3, at Gardner-Webb, 4/22/17
RBI: 2, at Gardner-Webb, 4/22/17
HIT STREAK: 4 games, 2/28/17-4/2/17

CAREER HIGHS

HITS: 3, two times
RUNS: 3, two times
RBI: 3, at Virginia Tech, 3/15/16
HIT STREAK: 10 games, 5/13/16-5/28/16

#3 Josh Barrick
INF, Junior
Forest, Va.
Season Avg: .059

Career Avg: .216

Starts: 1 - 2B, 3 - SS

2017 (Jr.)

Sacrifice fly in ninth tied game in 4-3, 10-inning win over Bethune-Cookman (4/1)

2016 (So.)

Played in 21 games with 11 starts ... All 11 starts came at third base ... Hit .275 with 10 runs scored, a homerun and nine RBI ... Had two hits, including his first career home run at Maryland (3/22) ... Collected two hits and scored the winning run in 7-6 victory over UNC Asheville (3/24)

2015 (Fr.)

Played in 13 games with five starts ... All five starts came at third base ... Hit .235 with five runs scored and a RBI ... Received first collegiate start in a 10-7, 11-inning win over Georgia State in game one of a doubleheader at the Atlanta Challenge (2/14)

From the Dugout:

Two-time VISAA DI All-State first team member at Liberty Christian Academy ... Two-time all-conference team member ... Two-time Lynchburg News & Advance All-Area team member ... Teammate of Liberty pitcher Zach Clinton on 2014 VISAA State Championship team, the first title in school history

CAREER STATISTICS

Year	Avg	GP-GS	AB	R	H	2B	3B	HR	RBI	SLG%	BB	SO	OB%	SB-A
2015	.235	13-5	17	5	4	4	0	0	1	.471	3	6	.350	0-1
2016	.275	21-11	40	10	11	4	0	1	9	.450	5	11	.420	2-3
2017	.059	11-4	17	3	1	0	0	0	2	.059	1	6	.105	0-0
Totals	.216	44-20	74	18	16	8	0	1	12	.365	9	23	.337	2-4

SEASON HIGHS

HITS: 1, Bryant, 3/5/17
RUNS: 1, three times
RBI: 1, two times
HIT STREAK:

CAREER HIGHS

HITS: 2, four times
RUNS: 3, Bryant, 3/1/15
RBI: 3, Maryland, 3/22/16
HIT STREAK: 3 games, 3/22-25/16

#5 Trey McDyre
INF, Freshman
Purcellville, Va.
Season Avg: .313

Career Avg: .313

Starts: 25 - 3B

2017 (Fr.)

Had a hit in first collegiate start in game one of a doubleheader vs. St. John's (3/11) ... Lifted a sacrifice fly for a walk-off 7-6 win over St. John's in game two of a doubleheader (3/11) ... Bases-clearing double in win at Charleston Southern (3/25) ... Career-high four hits at Charleston Southern (3/26) ... Had three hits, three runs scored and three RBI in win at James Madison (4/11) ... Had two hits, including a three-run double in win at North Carolina (4/18) ... Knocked in a career-high five runs with three hits including his first career home run, grand slam, in game two of a doubleheader at Gardner-Webb (4/22)

From the Dugout:

Graduate of Loudoun Valley High School ... Four-time all-conference team member ... All-Loudoun County as a senior ... All-State as a junior and three-time all-conference team member in basketball ... Also a three-year starter in football, earning all-conference team mention twice ... Graduated with an advanced diploma and a 4.0 GPA ... Father played football at Delaware Valley State

CAREER STATISTICS

Year	Avg	GP-GS	AB	R	H	2B	3B	HR	RBI	SLG%	BB	SO	OB%	SB-A
2017	.313	26-25	96	24	30	5	1	1	23	.417	21	21	.437	1-2

SEASON/CAREER HIGHS

HITS: 4, at Charleston Southern, 3/26/17
RUNS: 3, at James Madison, 4/11/17
RBI: 5, at Gardner-Webb, 4/22/17
HIT STREAK: 4 games, 3/10/17-3/17/17

Season Avg: .342**Career Avg:** .282**Starts:** 38 - 1B**BIG SOUTH PLAYER OF THE WEEK FOR FEB. 17-19, 2017****BIG SOUTH PLAYER OF THE WEEK FOR FEB. 20-26, 2017****2017 (R-Sr.)**

Named Big South Player of the Week for 2/17-19 and Big South Player of the Week for 2/20-26... Had three hits and two doubles against Virginia at the Crab House Challenge (2/17) ... Hit two home runs and drove in four runs in a 8-5 win over UMBC at Lexington Co. vs. Cancer (2/24) ... Had three hits against Kansas State (2/25) ... Had four hits, a bases-clearing triple, four RBI and three runs scored at Charleston Southern (3/25) ... single in 10th gave Liberty a 4-3 win over Bethune-Cookman (4/1) ... Hit a two-run home run in 6-1 victory over Bethune-Cookman (4/2) ... hit three-run home run and drove in four runs in 6-1 win in game two of a doubleheader at Radford (4/8) ... tied a career-high with four hits and drove in four runs in win at Radford (4/9) ... had two hits, walked twice, scored four times and drove in three runs in win at James Madison (4/11) ... Had a career-high six RBI with three hits two home runs and a double in game one of a doubleheader at Gardner-Webb (4/22)

2016 (R-Jr.)

Played in 36 games with 28 starts ... Started 27 games at first base and one at designated hitter ... Hit .239 with 16 RBI and 20 runs scored ... Hit at Elon (3/8) ... Had two hits and scored twice in an 8-4 win over William & Mary (2/23) ... Had two hits, a RBI and two runs scored in a win over Charleston Southern (4/10)

2015 (R-So.)

Played in 43 games with 34 starts ... Started 31 games at third base and three as designated hitter ... Hit .285 with three home runs, 12 runs scored and 16 RBI ... Had three hits, a double and scored a run against UNCG at Keith LeClair Classic (Feb. 21) ... Had three hits, a home run and scored twice in a 10-2 win over Campbell (4/12) ... Hit two home runs, driving in three runs against High Point in Game 4 of the Big South Baseball Championship (5/16)

2014 (So.)

Received a medical redshirt

2013 (Fr.)

Played in 26 games with 11 starts ... Started 10 games at third base and one as the designated hitter ... Batted .200 with seven RBI and six runs scored ... Collected two hits, scored two runs and drove in a run in 12-3 victory over Penn State in game one of a doubleheader (2/24) ... Posted four hits, including two doubles and his collegiate home run, driving in three runs and scoring two in 17-10 win at Old Dominion (4/24)

From the Dugout:

Selected to the 2015 Coastal Plain Summer League first team ... graduated this past May with a bachelor's degree in business management systems

CAREER STATISTICS

Year	Avg	GP-GS	AB	R	H	2B	3B	HR	RBI	SLG%	BB	SO	OB%	SB-A
2013	.200	26-11	55	6	11	3	0	1	7	.309	3	13	.250	0-0
2015	.285	43-34	137	12	39	4	0	3	16	.380	7	29	.319	0-0
2016	.239	36-28	109	20	26	6	1	2	16	.362	11	69	.306	0-0
2017	.342	38-38	149	31	51	13	2	8	43	.617	28	35	.442	1-1
Totals	.282	143-111	450	69	127	26	3	14	82	.447	49	104	.354	1-1

SEASON HIGHS

HITS: 4, at Radford, 4/9/17

RUNS: 4, at James Madison, 4/11/17

RBI: 6, at Gardner-Webb, 4/22/17

HIT STREAK: 10 games, 3/7/17-3/25/17

CAREER HIGHS

HITS: 4, two times

RUNS: 4, at James Madison, 4/11/17

RBI: 6, at Gardner-Webb, 4/22/17

HIT STREAK: 10 games, 3/7/17-3/25/17

#12 Andrew Kowalo
INF, Senior
Wheeling, WV.
Season Avg: .298

Career Avg: .282

Starts: 37 - 2B, 1 - 3B

2017 (Sr.)

Tied career-high with four RBI with two hits in win over High Point (3/19) ... Collected four hits, his first home run of the season, four RBI and four runs scored in win at Charleston Southern (3/24) ... Had two hits and a home run at Charleston Southern (3/25) ... Had two hits and a grand slam in victory at Radford (4/9) ... Collected three hits and scored a run in win at North Carolina (4/18)

2016 (Jr.)

Played in 55 with 51 starts ... Started 39 games at second base, nine at third base and three as the designated hitter ... Hit .271 with 36 RBI and 34 runs scored ... Had two hits, a double and a three-run home run, in 8-4 win over William & Mary (2/23) ... Hit a two-run home run in 9-8 victory over Marshall at Baseball at the Beach (2/27) ... Had two triples and drove in two runs versus UConn (3/5) ... Went 2-for-2, reached base five times and scored twice at Maryland (3/22) ... A three-run home run was one of his two hits in a 10-7 win at William & Mary (4/27) ... Collected two hits, one a two-run home run, and three RBI in 7-2 win over Radford (5/14) ... Hit grand slam in win at High Point (5/20)

From the Dugout:

Attended Potomac State for two years ... Helped Potomac State post a 37-10 record and capture 2015 NJCAA Region XX title ... The Catamounts' starting shortstop hit .405 with eight home runs, scoring 52 runs and collecting 42 RBI in 2015 ... Teammate of Flames pitcher Evan Mitchell at Potomac State ... Also played on the Peninsula Pilots of the Coastal Plain League with Liberty outfielder Will Shepherd during the summer of 2015

CAREER STATISTICS

Year	Avg	GP-GS	AB	R	H	2B	3B	HR	RBI	SLG%	BB	SO	OB%	SB-A
2016	.271	55-51	177	34	48	10	2	6	36	.452	24	50	.380	3-3
2017	.298	38-38	131	27	39	7	1	4	27	.458	23	34	.423	1-2
Totals	.282	93-89	308	61	87	16	3	10	63	.455	47	84	.399	4-5

SEASON HIGHS

HITS: 4, at Charleston Southern, 3/24/17
RUNS: 4, at Charleston Southern, 3/24/17
RBI: 4, four times
HIT STREAK: 5 games, 3/3/17-3/17/17

CAREER HIGHS

HITS: 4, at Charleston Southern, 3/24/17
RUNS: 4, at Charleston Southern, 3/24/17
RBI: 4, four times
HIT STREAK: 5 games, 3/3/17-3/17/17

#11 Jonathan Embry
INF/C, R-Freshman
Louisville, Ky.
Season Avg: .087

Career Avg: .087

Starts: 1 - DH, 4 - CF

2017 (Fr.)

Scored tying run as a pinch runner in ninth in 4-3 win over Bethune-Cookman (4/1)

From the Dugout:

All-State team member and Region 7 Player of the Year as a senior at Christian Academy of Louisville ... Three-time all-district and all-region team member .Hit over .400 as both a junior and a senior ... Member of the Ironmen Baseball Club

CAREER STATISTICS

Year	Avg	GP-GS	AB	R	H	2B	3B	HR	RBI	SLG%	BB	SO	OB%	SB-A
2017	.087	20-5	23	4	2	0	0	0	3	.087	10	5	.417	0-1

SEASON/CAREER HIGHS

HITS: 2, vs. Charleston Southern, 3/25/17
RUNS: 1, two times
RBI: 1, vs. Kansas State, 2/26/17
HIT STREAK:

#13 Jack Morris

OF, Sophomore

Ruckersville, Va.

Season Avg: .174**Career Avg:** .242**Starts:** 3 - CF, 3 - RF**2017 (So.)**

Hit three-run home run vs. Bryant (3/5)

2016 (Fr.)

Played in 40 games with 34 starts ... Made 26 starts in center field and eight in right field ... Hit .257 with 15 RBI and 19 runs scored ... His first collegiate home run was one of his two hits, driving in three runs at Maryland (3/22) ... Collected two hits and three RBI at Winthrop (4/3) ... Had two-run triple against Virginia (5/3) ... Doubled, walked and scored twice in 9-3 win over Longwood in Game 7 of the Big South Baseball Championship (5/25)

From the Dugout:

All-State first team outfielder as a senior at the Miller School ... VISAA Division 2 Player of the Year and all-conference first team member in 2015 ... Helped lead Mavericks to state finals ... First team all-state pitcher at William Monroe High School in 2013

CAREER STATISTICS

Year	Avg	GP-GS	AB	R	H	2B	3B	HR	RBI	SLG%	BB	SO	OB%	SB-A
2016	.257	40-34	109	19	28	6	1	2	15	.385	10	33	.336	2-3
2017	.174	18-6	23	6	4	0	1	1	7	.391	10	8	.441	0-0
Totals	.240	56-40	129	24	31	6	2	3	21	.386	20	41	.358	2-3

SEASON HIGHS

HITS: 1, three times
RUNS: 1, four times
RBI: 3, Bryant, 3/5/17
HIT STREAK:

CAREER HIGHS

HITS: 2, six times
RUNS: 2, five times
RBI: 3, three times
HIT STREAK: 5 games, 3/19-3/24/16

#14 Matt Allen

C, Junior

St. Augustine, Fla.

Season Avg: .236**Career Avg:** .236**Starts:** 32 - C, 2 - DH**2017 (Jr.)**

Had two hits and scored twice as leadoff hitter in win over Duke (3/7) ... collected three hits and drove in two runs against St. John's (3/10)

From the Dugout:

Spent two years at Santa Fe College ... Two-time all-conference team member ... Named Most Valuable Player at the NJCAA Gulf District/FCSAA State Baseball Tournament in 2016 ... Member of Saints team which won the 2016 FCSAA Championship and advanced to the JUCO World Series ... All-State in 2015 ... Selected to participate in the 2015 Florida Junior College All Star Game ... 2014 FACA 6A Player of the Year at Creekside High School

CAREER STATISTICS

Year	Avg	GP-GS	AB	R	H	2B	3B	HR	RBI	SLG%	BB	SO	OB%	SB-A
2017	.245	36-34	123	17	29	4	0	0	10	.268	18	22	.343	0-0

SEASON/CAREER HIGHS

HITS: 3, St. John's, 3/10
RUNS: 2, two times
RBI: 2, St. John's, 3/10
HIT STREAK: 6 games, 3/11/17-3/24/17

#18 Cam Locklear

INF, Freshman

Lumberton, N.C.

Season Avg: .210**Career Avg:** .210**Starts:** 35 - SS**2017 (Fr.)**

Hit his first two collegiate home runs in win at The Citadel (2/19) ... Had two doubles and three RBI in victory over High Point (3/19)

From the Dugout:

Graduate of Jack Britt High School ... Two-time first team all-conference ... Chosen to play in the Powerade State Games in 2014 and 2015 ... Selected as team's Defensive MVP in 2014 and 2015

CAREER STATISTICS

Year	Avg	GP-GS	AB	R	H	2B	3B	HR	RBI	SLG%	BB	SO	OB%	SB-A
2017	.210	37-25	124	20	26	5	0	2	13	.298	12	29	.300	3-3

SEASON/CAREER HIGHS**HITS:** 2, five times**RUNS:** 3, two times**RBI:** 3, two times**HIT STREAK:** 7 games, 2/19/17-2/26/17

#20 Jake Barbee

OF/C, Senior

Harrisburg, N.C.

Season Avg: .301**Career Avg:** .257**Starts:** 37 - LF, 1- DH**2017 (Sr.)**

Moved to outfield this season and has recieved all but one of his starts in left field ... doubled twice in win over Duke (3/7) ... Collected a career-high four hits and scored a run vs. High Point (3/18) ... Hit first career home run, driving in a career-high three runs in 6-1 win over Bethune-Cookman (4/1) ... Had two hits and three-run home run in win at Radford in game one of a doubleheader (4/8) ... Had three hits, two RBI and four runs scored (4/11) ... Collected three hits, including a RBI triple in win at North Carolina (4/18)

2016 (Jr.)

Played in 10 games, with five starts ... All five starts came at catcher

2015 (So.)

Saw action in six games

2014 (Fr.)

Played in 15 games with two starts ... Two starts were as designated hitter ... Batted .143 with a double and a RBI ... Went 2-for-2 with a double in 5-1 victory at Gardner-Webb (4/17)

From the Dugout:

All-State as a senior, after hitting .372 at Hickory Ridge High School ... Two-time All-Cabarrus County ... Three-time South Piedmont All-Conference team member ... Played third base and outfield as senior and was a catcher the previous three seasons ... Set the school single-season batting average record with a .536 mark as a sophomore

CAREER STATISTICS

Year	Avg	GP-GS	AB	R	H	2B	3B	HR	RBI	SLG%	BB	SO	OB%	SB-A
2014	.143	15-2	21	0	3	1	0	0	1	.190	0	6	.143	0-0
2015	.000	6-0	6	0	0	0	0	0	0	.000	0	4	.000	0-0
2016	.136	10-5	22	1	3	1	0	0	1	.182	1	12	.174	0-1
2017	.301	38-38	153	39	46	12	2	4	33	.484	25	29	.413	2-3
Totals	.257	69-45	202	40	52	14	2	4	35	.406	26	51	.355	2-4

SEASON HIGHS

HITS: 4, High Point, 3/18/17

RUNS: 4, at James Madison, 4/11/17

RBI: 3, Bethune-Cookman, 4/2/17

HIT STREAK: 6 games, 3/21/17-3/31

CAREER HIGHS

HITS: 4, High Point, 3/18/17

RUNS: 4, at James Madison, 4/11/17

RBI: 3, five times

HIT STREAK: 6 games, 3/21/17-3/31

#24 Ben Highfill

INF, Freshman

Apex, N.C.

Season Avg: .138**Career Avg:** .138**Starts:** 8 - 3B**2017 (Fr.)**

Hit his first collegiate home run in win over Kansas at Crab House Challenge (2/18)

From the Dugout:

Graduate of Apex High School ... Three-time all-conference first team member ... Hit .400 or better in each of his final three seasons ... Chosen to participate in the 2015 Dynamic Baseball South Atlantic Border Battle and to represent Region 3 in the Powerade State Games

CAREER STATISTICS

Year	Avg	GP-GS	AB	R	H	2B	3B	HR	RBI	SLG%	BB	SO	OB%	SB-A
2017	.133	22-8	30	4	4	1	0	1	3	.267	5	8	.250	0-0

SEASON/CAREER HIGHS**HITS:** 1, two times**RUNS:** 1, two times**RBI:** 2, vs Kansas, Feb 18, 2017**HIT STREAK:** 2 games, 2/24/17-2/25/17

#27 Josh Latta

C, Senior

Seattle, Wash.

Season Avg: .000**Career Avg:** .304**Starts:****2016 (Jr.)**

Played in 29 games with 21 starts ... Started 17 games at catcher and four at designated hitter ... Hit .329 with 15 RBI and 14 runs scored ... Hit a two-run home run at Old Dominion (3/1) ... Drove in three runs with two hits at Presbyterian (4/23) ... Collected a career-high three hits, one a double, and two RBI in a 10-7 win at William & Mary (4/27) ... Went 3-for-4 with a double and a RBI in a 7-6 win over Old Dominion (5/11) ... Reached base in each of this four at bats, scoring a career-high three times in a win over Radford (5/15) ... Had three hits, a RBI and a run scored in game one of a double-header at High Point (5/19)

From the Dugout:

Attended Tacoma from 2014-15 and Washington from 2012-13 ... Named to the 2015 Northwest Athletic Conference (NWAC) second team ... All-SPSL 4A North team member as a senior at Auburn Riverside High School ... Mother played basketball at Puget Sound and brother Nick played baseball at Seattle

CAREER STATISTICS

Year	Avg	GP-GS	AB	R	H	2B	3B	HR	RBI	SLG%	BB	SO	OB%	SB-A
2016	.329	29-21	73	14	24	4	0	1	15	.425	5	12	.414	1-1
2017	.000	10-0	6	0	0	0	0	0	1	.000	2	2	.250	0-0
Totals	.304	35-21	79	14	24	4	0	1	16	.408	6	12	.407	1-1

SEASON HIGHS**HITS:****RUNS:****RBI:** 1, at Charleston Southern, 3/25/17**HIT STREAK:****CAREER HIGHS****HITS:** 3, three times**RUNS:** 3, Radford, 5/15/16**RBI:** 3, at Presbyterian, 4/23/16**HIT STREAK:** 3 games, 4/1-4/16

#33 Dylan Allen

INF, R-Sophomore

Lakeland, Fla.

Season Avg: .241**Career Avg:** .245**Starts:** 4 - 3B, 2 - DH**2017 (R-So.)**

Had a pinch-hit single and scored a run in the four-run eighth inning of 5-2 win at North Carolina (4/18)

2016 (R-Fr.)

Started eight games, before receiving a medical redshirt due to injury ... All eight games came at third base ... Hit .258 with three RBI and eight runs scored

2015 (R-Fr.)

Appeared in six games, with four starts, before receiving a medical redshirt due to injury ... All four starts came at third base ... Posted a .125 batting average with a RBI and a run scored

2014 (Fr.)

Played in 45 games, with 40 starts ... All 40 starts were at third base ... Batted .258 with 17 runs scored and 15 RBI ... Had seven doubles and a triple ... Collected two hits, one a double, and scored a run at Battle at the Beach (2/23) ... Went 3-for-3 with three RBI and three runs scored, all career highs, in win over Campbell (3/14) ... Collected three hits, one a double, and scored two runs in win at Presbyterian (3/29)

From the Dugout:

First team all-conference as both a junior and senior at George Jenkins High School ... Named Offensive Player of the Year and Player of the Year for Polk County (Florida) as a junior, hitting .455 with a .636 slugging percentage ... Father played baseball at Florida Southern College and professionally in the Los Angeles of Anaheim system

CAREER STATISTICS

Year	Avg	GP-GS	AB	R	H	2B	3B	HR	RBI	SLG%	BB	SO	OB%	SB-A
2014	.258	45-40	124	17	32	7	1	0	15	.331	25	19	.395	1-4
2015	.125	7-4	16	1	2	0	0	0	1	.125	4	3	.333	0-0
2016	.258	8-8	31	8	8	0	0	0	3	.258	5	7	.395	0-0
2017	.241	19-6	29	6	7	0	0	0	5	.241	8	8	.405	0-0
Totals	.245	79-58	200	32	49	7	1	0	24	.290	42	37	.391	1-4

SEASON HIGHS**HITS:** 1, seven times**RUNS:** 1, six times**RBI:** 2, at Charleston Southern, 3/24/17**HIT STREAK:** 2 games, 3/24-3/26/17**CAREER HIGHS****HITS:** 3, 2 times**RUNS:** 3, Campbell, 3/14/15**RBI:** 3, two times**HIT STREAK:** 5 games, 4/6-18/14

#34 Will Shepherd

OF, Senior

Wilkesboro, N.C.

Season Avg: .221**Career Avg:** .272**Starts:** 35 - RF**2017 (Sr.)**

Had three RBI and a double in win over Duke (3/7) ... hit three-run home run in win over High Point (3/17) ... Hit home run in win at Charleston Southern (3/25) ... collected three hits and a home run at Radford (4/9) ... Had two hits, two runs scored and two RBI in win at James Madison (4/11)

2016 (Jr.)

Started all 59 games ... Started 47 games in right field and 12 games at second base ... Hit .328 with 11 stolen bases ... Finished eighth in the Big South in runs scored (51) and RBI (46) ... Completed the year 10th in the Big South with 118 total bases ... Posted single season highs in doubles and home runs ... Led the Flames with a .502 slugging percentage ... A two-run home run was one of his two hits at USF (2/21) ... Hit a home run and scored three times in 9-8 win over Marshall at Baseball at the Beach (2/26) ... Collected three hits and scored a run in 7-3 victory over Marshall at Baseball at the Beach (2/27) ... Had three hits, three RBI and scored twice in 8-5 win over UConn (3/4) ... Tied a career-high with four hits and drove in a career-high five runs in win at Virginia Tech (3/15) ... Collected his fourth three-hit game of the year and drove in two runs in a 6-5 victory over UNC Asheville (3/25) ... Hit two home runs, driving in three runs at Richmond (4/20) ... Had three hits and a double, scoring a run vs Coastal Carolina (5/8) ... Collected three hits, a home run, two RBI and scored twice in win at High Point (5/20) ... Went 4-for-5 with two doubles, a home run and four RBI, scoring twice in 9-3 win over Longwood in Game 7 of the Big South Baseball Championship (5/25)

2015 (So.)

All 45 starts came in right field ... Hit .235 with 37 runs scored and 18 RBI ... Stole a team-high 16 bases ... Had two hits and a home run, scored two runs and drove in a run at Radford (3/20) ... Collected two hits, a walk, and two stolen bases, scoring three times and driving in a run in a 9-5 win over Presbyterian (3/27) ... Went 2-for-3 with a walk, a triple, a stolen base, a run scored and two RBI in 4-1 win over Presbyterian (3/28) ... Had three hits, a double, two stolen bases, a RBI, and scored all three Liberty runs in 3-0 win over Gardner-Webb (4/26) ... Collected three hits, including two doubles, stole a base, scoring twice and driving in two runs against James Madison (4/28)

2014 (Fr.)

Played in 55 games with 49 starts ... All 49 starts came in right field ... Hit .273 with 23 RBI and 29 runs scored ... Collected two hits, a double, a RBI and scored two runs in first collegiate start, an 11-6 win over Richmond at the UNF Best Bet Tournament (2/16) ... Collected a career-high four hits, a double and two runs scored in 5-0 win over VMI (4/4)

From the Dugout:

Selected to the Perfect Game Summer Collegiate All-America team in both 2015 and 2016 ... Playing for the Peninsula Pilots, named the 2016 Coastal Plain League (CPL) Hitter of the Year and lead the summer league with a .407 batting average ... Four-year letter-winner in football, earning all-county and all-conference honor

CAREER STATISTICS

Year	Avg	GP-GS	AB	R	H	2B	3B	HR	RBI	SLG%	BB	SO	OB%	SB-A
2014	.273	55-49	198	29	54	9	0	1	23	.333	15	45	.330	5-7
2015	.235	45-45	166	37	39	6	3	5	18	.398	16	33	.321	16-19
2016	.328	59-59	235	51	77	17	0	8	46	.502	25	37	.390	11-17
2017	.221	36-35	140	20	31	7	0	3	20	.336	8	28	.286	4-4
Totals	.272	195-188	739	137	201	39	3	17	107	.402	64	143	.339	36-47

SEASON HIGHS**HITS:** 3, at Radford, 4/9/17**RUNS:** 2, five times**RBI:** 3, two times**HIT STREAK:** 5 games, 2/19/17-2/26/17**CAREER HIGHS****HITS:** 4, three times**RUNS:** 3, six times**RBI:** 5, at Virginia Tech, 3/15/16**HIT STREAK:** 10 games, two times

Season Avg:**Career Avg:** .285**Starts:****2016 BIG SOUTH ALL-CONFERENCE FIRST TEAM****2016 VASID ALL-STATE****BIG SOUTH PLAYER OF THE WEEK FOR MAY 9-15, 2016****2017 (Sr.)**

Out with injury

2016 (Jr.)

Started all 59 games ... Started 30 at first base, 24 in left field and five as the designated hitter ... Named Big South Player of the Week for games played from 5/9-15, as five of his seven hits (.467) during the week were doubles ... Hit .307 with 35 runs scored ... Led Liberty and finished the year seventh in the Big South in RBI with 49 ... Also led Flames and was fourth in the conference with 21 doubles ... Led Liberty with 13 multiple RBI games ... Drove in a career-high six runs with three hits, including a grand slam and a solo homerun, at USF in season opener (2/19) ... Collected three hits, one a double, and four RBI in 7-3 win over Marshall at Baseball at the Beach (2/27) ... A three-run home run was one of his two hits in 5-2 win over Evansville (3/14) ... Registered four hits, one a home run, driving in four runs in win at Virginia Tech (3/15) ... Set a career high for hits, going 5-for-6 with a double and three RBI at Maryland (3/22) ... His third hit of the night, a double, gave him his third RBI and provided Liberty with a 5-4 walk-off win over Maryland (4/5) ... Drove in four runs with two hits in win over Radford (5/13) ... Posted his team-leading eighth three-hit game, hit a home run and drove in three runs in game 1 of a doubleheader at High Point (5/19)

2015 (So.)

Played in 56 games, with 55 starts ... Made six starts at first base, nine in left field and 40 as the designated hitter ... Hit .286 with 25 RBI and 23 runs scored ... Went 3-for-4 with a home run in 4-3 win over host East Carolina at the Keith LeClair Classic (2/22) ... Went 3-for-4 and scored a run in 4-2 win over Western Carolina at the Liberty Invitational (3/14) ... Collected three hits, a double and a RBI, scoring twice in a 10-2 win over Campbell (4/12) ... Was 2-for-3 and scored twice against Maryland (4/15)

2014 (Fr.)

Played in 42 games, with 26 starts ... Made 11 starts in left field, six in right field, eight as the designated hitter and one at first base ... Batted .241 with 12 runs scored and 18 RBI ... Had seven doubles and hit four home runs ... Collected two hits, a double, a home run and three RBI in 8-5 win over Ohio at Battle at the Beach (2/22) ... Had three hits in 2-1 win over Missouri (2/25) ... Posted four hits, two doubles and two RBIs and scored three runs in 11-2 win over Rider (3/2) ... Hit two-run pinch-hit home run to tie game in a 4-3 victory over Duke (4/1)

From the Dugout:

Ranked as the ninth Top Prospect in the state of Maryland by Perfect Game and as the top first baseman in the state at North Hagerstown High School in 2013 ... Three-time all-county and all-conference team member

CAREER STATISTICS

Year	Avg	GP-GS	AB	R	H	2B	3B	HR	RBI	SLG%	BB	SO	OB%	SB-A
2014	.241	42-26	116	12	28	7	0	4	18	.405	2	26	.267	0-1
2015	.286	56-55	203	23	58	12	1	2	25	.384	15	49	.355	2-4
2016	.307	59-59	238	35	73	21	1	7	49	.492	19	37	.383	0-1
2017														
Totals	.285	157-140	557	70	159	40	2	13	92	.434	36	112	.350	2-6

SEASON HIGHS

HITS:
RUNS:
RBI:
HIT STREAK:

CAREER HIGHS

HITS: 5, Maryland, 3/22/16
RUNS: 3, Rider, 3/2/14
RBI: 6, at USF, 2/19/16
HIT STREAK: 10 games, 3/7/15-3/21/15

2017 (Sr.)

Recorded win with 4.1 shutout innings of relief in 8-5 victory over UMBC at Lexington County vs. Cancer (2/24) ... Struck out a career-high five over 3 2/3 innings to pick-up victory in 1-0 win at Elon (2/28) ... recorded the win with 2 1/3 innings of relief at Gardner-Webb (4/21)

2016 (Jr.)

Made a team-high 29 appearances, all in relief ... Posted a 6-4 record and a 3.38 ERA over 48 innings ... Led the Flames and tied for fourth in the Big South with seven saves ... Earned first save as a Flame with 1 2/3 innings of scoreless relief in 1-0 victory over Duke at Baseball at the Beach (2/28) ... Picked up the win with three scoreless innings in 5-3 victory over Evansville at Liberty Invitational (3/12) ... Earned a save with two scoreless innings of relief in 5-2 win over Evansville at Liberty Invitational (3/13) ... Posted win with 3 2/3 scoreless frames in 7-6 win over Asheville (3/24) ... Worked out of bases loaded jams in seventh and ninth to record sixth save in 3-0 win at Campbell (4/18) ... Pitched scoreless 2 1/3 innings, earning seventh save in win over Radford (5/14) ... Threw 3 2/3 scoreless innings in 9-3 win over Longwood in Game 7 of the Big South Baseball Championship (5/25)

From the Dugout:

Attended Lane for two years ... 2014 and 2015 Northwest Athletic Conference Southern Region All-Star, earning first team mention in 2014 ... Team-mate of fellow Flames pitcher Jackson Bertsch at Lane

CAREER STATISTICS

Year	ERA	W-L	APP-GS	CG	SHO	SV	IP	H	R	ER	BB	SO	OBA
2016	3.59	6-4	29-0	0	0/2	7	48.0	55	21	18	21	32	.293
2017	3.13	3-1	13-0	0	0/1	0	31.2	29	12	11	3	30	.252
Totals	3.28	9-5	41-0	0	0/3	7	79.2	84	33	29	24	62	.277

SEASON HIGHS

IP: 4.1, vs UMBC, 2/24/19

Long Start: N/A

Short Start: N/A

Strikeouts: 5, two times

CAREER HIGHS

IP: 5.0, at Virginia Tech, 3/15/16

Long Start: N/A

Short Start: N/A

Strikeouts: 5, at Elon, 2/28/17

LIBERTY RECORD

Liberty Record in App: 24-17

Liberty Record in Starts: 0-0

2017 GAME-BY-GAME

Date	Opp	GS	IP	H	R	ER	BB	SO	Score	Dec./SV
2/18	vs. Kansas		2.2	1	0	0	0	3	6-1	
2/24	vs. UMBC		4.1	2	0	0	0	4	8-5	W
2/28	at Elon		3.2	0	0	0	1	5	1-0	W
3/7	Duke		3.0	1	0	0	0	2	8-4	
3/10	St. John's		2.0	4	1	0	0	5	4-5	L
3/26	at Charleston Southern		1.2	2	2	2	0	2	4-11	
3/28	at East Carolina		2.0	3	2	2	0	1	6-8	
4/1	Bethune-Cookman		3.0	6	2	2	0	2	4-3	
4/4	Radford		1.0	2	1	1	0	1	4-5	
4/8	at Radford		2.2	2	1	1	0	1	9-4	
4/14	Winthrop		2.1	3	2	2	0	3	4-11	
4/18	at North Carolina		1.0	0	0	0	2	1	5-2	
4/21	at Gardner-Webb		2.1	3	1	1	0	0	10-8	W
Totals			31.2	29	12	11	3	30	73-67	3-1

#6 Zach Clinton

RHP, R-Sophomore

Forest, Va.

2017 (R-So.)

Recorded first career win with two shutout innings of relief in 7-6 win over St. John's (3/11)

2016 (So.)

Received a medical redshirt

2015 (Fr.)

Made 16 appearances with one start ... Did not record a decision, posting a 5.00 ERA over 27 innings ... Allowed one run over two innings in first collegiate appearance at Kennesaw State (2/13) ... Pitched 2 2/3 innings of scoreless relief against North Carolina (3/2) ... Threw 2 2/3 innings of scoreless relief versus Old Dominion (4/3) ... Pitched two innings of relief during 10-2 win over Campbell (4/12) ... Allowed one run on four hits over 4 1/3 innings against Virginia (4/22) ... Member of Big South Presidential Honor Roll

From the Dugout:

Graduate of Liberty Christian Academy in Lynchburg, Va. ... 2014 Lynchburg News & Advance Player of the Year ... 2013 Lynchburg News & Advance All-Area first team ... VISAA Div. I Player of the Year in 2013 ... Teammate of Josh Barrick on 2014 VISSA State Championship team, the first title in school history ... Father played baseball at Liberty in 1985 and later at Elizabethtown College, before playing professionally in the Philadelphia Phillies organization

CAREER STATISTICS

Year	ERA	W-L	APP-GS	CG	SHO	SV	IP	H	R	ER	BB	SO	OBA
2015	5.00	0-0	16-1	0	0/1	0	27.0	28	17	15	13	12	.269
2017	2.57	1-1	8-0	0	0/0	0	14.0	13	7	4	6	12	.255
Totals	4.17	1-1	24-1	0	0/1	0	41.0	41	24	19	19	24	.265

SEASON HIGHS

IP: 4.0, Winthrop, 4/13/17

Long Start:

Short Start:

Strikeouts: 3, Charleston Southern, 3/25/17

CAREER HIGHS

IP: 4.1, Virginia, 4/22/15

Long Start: 1.1, James Madison, 4/29/15

Short Start: 1.1, James Madison, 4/29/15

Strikeouts: 3, Charleston Southern, 3/25/17

2017 GAME-BY-GAME

Date	Opp	GS	IP	H	R	ER	BB	SO	Score	Dec./SV
2/25	vs. Kansas State		1.0	2	0	0	0	0	2-8	
3/5	Bryant		1.1	0	0	0	2	1	6-9	
3/11	St. John's - Gm. 2		2.0	1	0	0	1	0	7-6	W
3/25	at Charleston Southern		2.0	1	1	0	0	3	17-3	
4/4	Radford		2.1	1	1	0	0	5	4-5	L
4/8	at Radford		0.1	5	3	3	0	0	9-4	
4/13	Winthrop		4.0	2	1	1	3	3	3-5	
4/22	at Gardner-Webb - Gm. 2		1.0	1	1	0	0	0	17-4	
Totals			14.0	13	7	4	6	12	65-44	1-1

LIBERTY RECORD

Liberty Record in App: 6-17

Liberty Record in Starts: 0-1

#15 Zander Clouse

RHP, Senior

Kenmore, Wash.

2017 (Sr.)

Pitched four innings of shutout relief, striking out a career-high five and earning the win in 4-1 victory over Bryant (3/3) Allowed one hit over four innings against James Madison (3/21) ... recorded the win in 4-3, 10-inning win over Bethune-Cookman (4/1)

2016 (Jr.)

Made 21 appearances with five starts ... Went 4-3 with a 4.58 ERA over 57 innings ... Pitched two scoreless innings in 8-4 win over William & Mary (2/23) ... Recorded the victory with 2 1/3 scoreless innings of relief in 1-0 win over Duke at Baseball at the Beach (2/27) ... Allowed four runs on six hits over 7 2/3 innings, recording the victory in 5-4 win over UConn (3/6) ... Gave up one run over seven innings in 10-7 win at William & Mary (4/27) ... Pitched 3 1/3 innings of scoreless relief, picking up the victory in 11-5 win over Radford (5/13)

From the Dugout:

Attended Bellevue for two years ... Posted a 6-3 record with a 2.26 ERA over 63 2/3 innings in 2015 ... Threw seven-inning no-hitter, the first at Bellevue in over 25 years, in 5-0 win over Olympic on April 25, 2015 ... Named to 2015 Northwest Athletic Conference All-Academic team ... Ranked as one of the top 25 prospects in the state of Washington in 2013 by Perfect Game

CAREER STATISTICS

Year	ERA	W-L	APP-GS	CG	SHO	SV	IP	H	R	ER	BB	SO	OBA
2016	4.58	4-3	21-5	0	0/1	0	57.0	63	39	29	32	34	.281
2017	5.62	2-1	11-2	0	0/0	0	24.0	32	15	15	5	17	.323
Totals	4.89	6-4	32-7	0	0/1	0	81.0	95	54	44	37	51	.294

SEASON HIGHS

IP: 4.0, two times

Long Start:

Short Start:

Strikeouts: 5, Bryant, 3/3/17

CAREER HIGHS

IP: 5.0, at Virginia Tech, 3/15/16

Long Start: 7.2, UConn, 3/6/16

Short Start: 2.0, William & Mary, 2/23/16

Strikeouts: 5, Bryant, 3/3/17

LIBERTY RECORD

Liberty Record in App: 15-16

Liberty Record in Starts: 4-3

2017 GAME-BY-GAME

Date	Opp	GS	IP	H	R	ER	BB	SO	Score	Dec./SV
2/22	Kentucky		1.0	1	1	1	0	0	5-4	
3/3	Bryant		4.0	4	0	0	1	5	4-1	W
3/11	St. John's - Gm. 1		2.0	3	1	1	2	1	2-4	
3/18	High Point		2.0	2	0	0	0	2	4-7	
3/21	James Madison	*	4.0	1	0	0	0	3	5-1	
3/28	at East Carolina	*	1.1	8	6	6	0	1	6-8	L
4/1	Bethune-Cookman		2.0	2	1	1	1	2	4-3	W
4/2	Bethune-Cookman		1.0	1	0	0	1	1	6-1	
4/9	at Radford		3.0	2	1	1	0	2	13-3	
4/13	Winthrop		3.1	3	0	0	0	0	3-5	
4/15	Winthrop		0.1	5	5	5	0	0	2-13	
Totals			24.0	32	15	15	5	17	54-50	2-1

#16 Cody Gamble
RHP, Senior
Live Oak, Fla.
2017 (Sr.)

Recorded win with two innings of scoreless relief in win at North Carolina (4/18)

2016 (Jr.)

Made 12 relief appearances ... Posted a 1-1 record with a 6.46 ERA over 15 1/3 innings ... Pitched 1 1/3 innings of scoreless relief against UConn (3/5) ... Struck out three over 2 2/3 scoreless innings versus Duke (4/19) ... Recorded the win with 2/3 of an inning of relief in an 11-10 win in game two of a doubleheader at High Point (5/19) ... Big South Presidential Honor Roll member

From the Dugout:

Attended Polk State for two years ... 2015 FCAA State and Suncoast Conference Fireman of the Year ... Member of 2014 and 2015 Suncoast Champions ... Member of FCSAA State Runners-up in 2014 ... Two-time FCSAA All-Academic team member

CAREER STATISTICS

Year	ERA	W-L	APP-GS	CG	SHO	SV	IP	H	R	ER	BB	SO	OBA
2016	6.46	1-1	12-0	0	0/0	0	15.1	20	11	11	9	16	.317
2017	2.13	1-2	14-0	0	0/0	0	25.1	15	6	6	5	25	.172
Totals	3.76	2-3	26-0	0	0/0	0	40.2	35	17	17	14	41	.233

SEASON HIGHS
IP: 3.0, Winthrop, 4/15/17

Long Start: N/A

Short Start: N/A

Strikeouts: 3, two times

CAREER HIGHS
IP: 3.0, Winthrop, 4/15/17

Long Start: N/A

Short Start: N/A

Strikeouts: 3, seven times

LIBERTY RECORD
Liberty Record in App: 9-16

Liberty Record in Starts: 0-0

2016 GAME-BY-GAME

Date	Opp	GS	IP	H	R	ER	BB	SO	Score	Dec./SV
2/17	vs. Virginia		1.0	1	0	0	0	0	2-10	
3/5	Bryant		2.0	0	0	0	0	1	6-9	
3/10	St. John's		2.1	1	1	1	1	3	4-5	
3/19	High Point		2.0	0	0	0	0	3	14-2	
3/21	James Madison		1.1	1	0	0	0	1	5-1	
3/25	at Charleston Southern		1.0	3	1	1	0	2	17-3	
3/28	at East Carolina		2.2	3	0	0	1	2	6-8	
3/31	Bethune-Cookman		1.2	2	1	1	0	3	4-5	L
4/2	Bethune-Cookman		2.0	1	0	0	0	2	6-1	
4/8	at Radford		2.0	0	0	0	0	3	6-1	
4/13	Winthrop		0.1	0	0	0	0	0	3-5	
4/15	Winthrop		3.0	1	1	1	2	2	2-13	
4/18	at North Carolina		2.0	0	0	0	1	1	5-2	W
4/22	at Gardner-Webb - Gm. 1		2.0	2	2	2	0	2	8-10	L
Totals			25.1	15	6	6	5	25	88-75	1-2

#17 Evan Mitchell
RHP, Senior
Lynchburg, Va.
2017 (Sr.)

Recorded the win with 3 2/3 innings of scoreless relief, striking out a career-high seven in win at The Citadel (2/19) ... picked up of the win at Charleston Southern (3/25) ... went a season-high eight innings to pick up the victory in game two of a doubleheader at Gardner-Webb (4/22)

2016 (Jr.)

Made 15 appearances with 11 starts ... Went 2-4 with a save and a 3.96 ERA over a team-high 75 innings ... Pitched 5 1/3 innings of scoreless relief, allowing the Flames to erase a 3-0 deficit vs. Ohio State at Baseball at the Beach (2/28) ... Pitched five scoreless innings in first start against UConn (3/5) ... Pitched a complete game, scattering five hits in a 5-1 win over Central Connecticut State (3/14) ... Went the distance, striking out eight against Kent State (3/18) ... Allowed one run on five hits over 7 2/3 innings at Campbell (4/16) ... Pitched a complete game, striking out eight in 4-2 victory at Presbyterian (4/22) ... Earned a save with 1 2/3 scoreless innings of relief in a 10-7 win at William & Mary (4/27)

From the Dugout:

Attended Potomac State for two years ... 2015 Spalding NJCAA Division I Pitcher of the Year, the first time any player from Potomac State was named as a national player of the year ... Named to 2015 NJCAA Division I All-America first team ... Teammate of Flames infielder Andrew Kowalo at Potomac State ... Graduate of Brookville High School in Lynchburg, Va.

CAREER STATISTICS

Year	ERA	W-L	APP-GS	CG	SHO	SV	IP	H	R	ER	BB	SO	OBA
2016	3.96	2-4	15-11	3	0/0	1	75.0	73	39	33	32	47	.259
2017	3.14	5-1	10-9	0	0/0	0	48.2	44	20	17	24	40	.243
Totals	3.64	7-5	25-20	3	0/0	1	123.2	117	59	50	56	87	.253

SEASON HIGHS

IP: 8.0, at Gardner Webb, 4/22/17

Long Start: 8.0, at Gardner Webb, 4/22/17

Short Start: 4.0, two times

Strikeouts: 7, at The Citadel, 2/19/17

CAREER HIGHS

IP: 9.0, three times

Long Start: 9.0, two times

Short Start: 2.2, Kentucky, 2/22/17

Strikeouts: 8, two times

2017 GAME-BY-GAME

Date	Opp	GS	IP	H	R	ER	BB	SO	Score	Dec./SV
2/19	at Citadel		3.2	2	0	0	1	7	9-1	W
2/22	Kentucky	*	2.2	5	2	2	1	3	5-4	
3/3	Bryant	*	4.0	2	1	1	4	3	4-1	
3/10	St. John's	*	5.2	5	3	1	5	5	4-5	
3/18	High Point	*	5.2	5	5	5	2	5	4-7	L
3/25	at Charleston Southern	*	5.0	4	1	1	3	5	17-3	W
4/2	Bethune-Cookman	*	5.0	3	1	1	2	2	6-1	W
4/9	at Radford	*	5.0	9	2	1	2	3	13-3	W
4/15	Winthrop	*	4.0	5	2	2	1	4	2-13	
4/22	at Gardner-Webb - Gm. 2	*	8.0	4	3	3	3	3	17-4	W
Totals		9	48.2	44	20	17	24	40	81-42	5-1

LIBERTY RECORD

Liberty Record in App: 12-12

Liberty Record in Starts: 11-8

2016 (Jr.)

Made eight appearances with three starts ... did not record a decision

2015 (So.)

Made 11 appearances with four starts ... Posted a 2-2 record with a 5.72 ERA over 28 1/3 innings ... Allowed one run on two hits over three innings of relief, striking out five in 9-1 win over Georgia State in the second game of a doubleheader at the Atlanta Challenge (2/14) ... Gave up one run on two hits, striking out six over four innings in first career start at Duke (3/3) ... Recorded the win, giving up one run on five hits over seven innings, striking out a career-high seven in 12-5 win at Virginia Tech (3/17)

2014 (Fr.)

Made seven relief appearances ... Did not record a decision ... Posted a 3.52 ERA over 7 2/3 innings, struck out six and walked seven ... Pitched a scoreless inning in 8-0 win at Presbyterian (3/29) ... Threw two scoreless innings, striking out three in 10-4 victory at Longwood (4/11) ... Pitched two scoreless at North Carolina (4/23) ... Threw a scoreless inning, striking out two in Game 8 of the Big South Baseball Championship (5/22)

From the Dugout:

Ranked as the 18th Top Prospect in the state of Michigan by Prep Baseball Insider in 2013 at Canton High School ... Threw a no-hitter as senior

CAREER STATISTICS

Year	ERA	W-L	APP-GS	CG	SHO	SV	IP	H	R	ER	BB	SO	OBA
2014	3.52	0-0	7/0	0	0/1	0	7.2	5	3	3	7	6	.192
2015	5.72	2-2	11/4	0	0/0	0	28.1	31	19	18	16	33	.277
2016	13.50	0-0	8/3	0	0/0	0	10.2	13	17	16	16	11	.302
2017	3.38	0-0	2/0	0	0/0	0	2.2	1	1	1	2	7	.111
Totals	6.93	2-2	28/7	0	0/1	0	49.1	50	40	38	41	57	.263

SEASON HIGHS

IP: 2.0, at James Madison, 4/11/17

Long Start:

Short Start:

Strikeouts:

CAREER HIGHS

IP: 7.0, at Virginia Tech, 3/17/15

Long Start: 7.0, at Virginia Tech, 3/17/15

Short Start: 2.1, Old Dominion, 3/31/15

Strikeouts: 7, at Virginia Tech, 3/17/15

LIBERTY RECORD

Liberty Record in App: 10-18

Liberty Record in Starts: 3-4

2017 GAME-BY-GAME

Date	Opp	GS	IP	H	R	ER	BB	SO	Score	Dec./SV
4/11	at James Madison		2.0	0	0	0	0	5	26-1	
4/14	Winthrop		0.2	1	1	1	2	2	4-11	
Totals			2.2	1	1	1	2	7	30-12	

2016 BIG SOUTH ALL-TOURNAMENT

2017 (Sr.)

Opening day starting pitcher ... hit two-run home run in 5-4 win over Kentucky (2/22)

2016 (Jr.)

Two-way player ... Started 32 games at third base, seven at second base, and four as the designated hitter ... Made 11 pitching appearances with one start ... Batted .259 with 31 RBI and 32 runs scored ... On the mound, posted a 1-1 record with a save and a 6.63 ERA over 19 innings ... Collected two hits and scored the winning run in a 1-0 win over Duke at Baseball at the Beach (2/27) ... Hit first home run as a Flame at Old Dominion (3/1) ... Had three hits, one a double, scored twice and drove in a run in an 8-5 victory over UConn (3/4) ... Struck out seven batters in 3 1/3 innings of relief in 6-5 victory over UNC Asheville (3/25) ... Drove in a career-high seven runs with three hits, a grand slam and two doubles, in a 14-8 win over Radford (5/15) ... Collected three hits and had four RBI in an 11-10 win in game two of a doubleheader at High Point (5/19) ... Struck out five over 2 2/3 scoreless innings in win at High Point (5/20) ... Had two hits, including his second grand slam of the season, and drove in six runs at the plate and then did not allow a run over the final 1 1/3 innings on the mound, stranding the tying runner on third in the ninth to record the win in an 11-10 victory over Radford in Game 12 of the Big South Baseball Championship to advance to title game (5/27)

From the Dugout:

Attended Lackawanna for two years ... Selected as the All-Region XIX Division II Player of the Year and to the region's first team in 2015 ... Infielder and pitcher for 2015 Region XIX Champions ... Threw a perfect game and helping Lakeland win the AA District title as a senior in 2013

CAREER STATISTICS

Year	ERA	W-L	APP-GS	CG	SHO	SV	IP	H	R	ER	BB	SO	OBA
2016	6.63	1-1	11/1	0	0/0	1	19.0	25	15	14	8	21	.316
2017	12.19	0-1	3/2	0	0/0	0	10.1	17	16	14	5	7	.386
Totals	8.59	1-2	14/3	0	0/0	1	29.1	42	31	28	13	28	.341

Year	G/GS	AVG	AB	R	H	2B	3B	HR	RBI	SB	BB	SO
2016	50/44	.259	147	32	38	7	1	4	31	1	16	30
2017	27/24	.299	97	14	29	6	0	1	11	1	11	23
Totals	77/68	.275	244	46	67	13	1	5	42	2	27	53

SEASON HIGHS

IP: 4.2, two times

Long Start: 4.2, two times

Short Start: 4.2, two times

Strikeouts: 4, vs. UMBC, 2/24/17

Hits: 2, vs. two times

Runs: 2, at James Madison, 4/11/17

RBI: 2, vs. Kentucky, 2/22/17

Hit streak: 4 games, 2/19/17-2/28/17

CAREER HIGHS

IP: 4.2, two times

Long Start: 4.2, two times

Short Start: 3.2, Virginia Tech., 4/26/16

Strikeouts: 4, vs. UMBC, 2/24/17

Hits: 3, three times

Runs: 3, vs radford, 5/16

RBI: 7, vs. Radford 5/15/16

Hit streak: 7 games, 5/11/16-5/20/16

LIBERTY RECORD

Liberty Record in App: 8-6

Liberty Record in Starts: 1-2

Season Avg: .300

Career Avg: .271

Starts: 15 - DH

2017 GAME-BY-GAME

Date	Opp	GS	IP	H	R	ER	BB	SO	Score	Dec./SV
2/19	vs. Virginia	*	4.2	11	10	8	1	3	10-2	L
2/24	vs. UMBC	*	4.2	4	5	5	3	4	8-5	
3/4	Bryant		1.0	2	1	1	1	0	3-1	
Totals		2	10.1	17	16	14	5	7	21-8	0-1

#26 Vinnie Tarantola

LHP/1B, Junior

Tucson, Ariz.

2017 (Jr.)

Recorded first win in a Liberty uniform with 2 2/3 innings of relief against Kentucky (2/22) ... Pitched 6 1/3 scoreless innings in first Liberty start at Elon (2/28)

From the Dugout:

Attended South Mountain for 2015-16 season and Pima for the 2014-15 season ... Pitched and played in the field at first base ... Appeared in 17 games, posting a 4-4 record and one save over 51 1/3 innings as a sophomore at South Mountain ... Hit .326 in 16 games at first base and pitched 57 innings as a freshman at Pima

CAREER STATISTICS

Year	ERA	W-L	APP-GS	CG	SHO	SV	IP	H	R	ER	BB	SO	OBA
2017	6.35	2-0	9-2	0	0/1	0	17.0	17	13	12	15	12	.274

SEASON HIGHS

IP: 6.1, at Elon, 2/28/17

Long Start: 6.1, at Elon, 2/28/17

Short Start: 2.0, Duke, 3/7/17

Strikeouts: 3, two times

LIBERTY RECORD

Liberty Record in App: 5-5

Liberty Record in Starts: 0-0

2017 GAME-BY-GAME

Date	Opp	GS	IP	H	R	ER	BB	SO	Score	Dec./SV
2/19	vs Virginia		2.1	1	0	0	0	0	10-2	
2/22	Kentucky		2.1	2	1	1	1	1	5-4	W
2/28	at Elon	*	6.1	3	0	0	1	5	1-0	
3/7	Duke	*	2.0	6	4	4	3	3	8-4	
3/11	St. John's - Gm. 2		1.0	1	2	2	3	1	7-6	
3/19	High Point		2.0	1	0	0	0	2	14-2	W
3/26	at Charleston Southern		0.0	1	3	2	2	0	4-11	
4/4	Radford		0.2	1	1	1	1	1	4-5	
4/15	Winthrop		0.1	1	2	2	2	1	2-13	
Totals		2	17.0	17	13	12	15	12	58-47	2-0

#28 Jon Letchworth

RHP, Sophomore

Gloucester, Va.

2016 (Fr.)

Made eight relief appearances ... Pitched scoreless inning at Maryland (3/22) ... Threw scoreless inning against Coastal Carolina (5/7) ... Picked up the win, pitching a scoreless inning in 7-6 win over Old Dominion (5/11)

From the Dugout:

Two-time all-conference pitcher at Gloucester High School

CAREER STATISTICS

Year	ERA	W-L	APP-GS	CG	SHO	SV	IP	H	R	ER	BB	SO	OBA
2016	7.11	1-0	8-0	0	0/0	0	6.1	6	6	5	6	2	.250
2017	7.36	0-0	7-0	0	0/0	0	7.1	7	6	6	7	4	.250
Totals	7.24	1-0	15-0	0	0/0	0	13.2	13	12	11	13	6	.250

SEASON HIGHS

IP: 2.0, vs. Kansas State, 2/25/17

Long Start: N/A

Short Start: N/A

Strikeouts: 1, three times

CAREER HIGHS

IP: 2.0, vs. Kansas State, 2/25/17

Long Start: N/A

Short Start: N/A

Strikeouts: 1, five times

LIBERTY RECORD

Liberty Record in App: 5-10

Liberty Record in Starts: 0-0

2017 GAME-BY-GAME

Date	Opp	GS	IP	H	R	ER	BB	SO	Score	Dec./SV
2/25	vs. Kansas State		2.0	2	1	1	0	1	2-8	
3/5	Bryant		0.2	2	3	3	2	0	6-9	
3/24	at Charleston Southern		1.0	0	0	0	0	1	12-2	
3/26	at Charleston Southern		1.0	2	2	2	0	1	4-11	
4/4	Radford		0.2	0	0	0	2	0	5-4	
4/14	Winthrop		1.1	1	0	0	1	0	4-11	
4/15	Winthrop		0.2	0	0	0	2	1	2-13	
Total			7.1	7	6	6	7	4	35-58	

2016 BIG SOUTH ALL-TOURNAMENT

2017 (So.)

Earned first collegiate save, retiring the side in order in the ninth in a 5-4 win over Kentucky (2/22) ... struck out five in 2 2/3 innings of relief against Kansas State at Lexington County vs. Cancer (2/26) ... closed out 5-2 win at North Carolina with two strikeouts in ninth for third save (4/18) ... earned save in win at Gardner-Webb (4/21)

2016 (Fr.)

Made 16 appearances with 12 starts ... Posted a 4-4 record with a 4.02 ERA over 71 2/3 innings ... Recorded the win in his first collegiate appearance with 3 2/3 innings of relief in 4-0 win at USF (2/20) ... Pitched six scoreless innings, scattering three hits, to record the win in a 3-0 victory at Campbell (4/17) ... Allowed two runs over 6 2/3 innings, striking out seven, for the win in 7-2 victory over Radford (5/14) ... Pitched seven scoreless innings, allowing one hit, while striking out a career-high nine in a 6-1 win over High Point in Game 1 of the Big South Baseball Championship (5/24) ... Gave up one run on three hits over eight innings in Big South Baseball Championship title game versus 2016 National Champion Coastal Carolina (5/28)

From the Dugout:

2015 Virginia 3A State Player of the Year and Regional Player of the Year for Loudoun Valley High School ... Selected 2014-15 All-USA Virginia Baseball Team ... Second team All-Washington D.C. Metro in 2015

CAREER STATISTICS

Year	ERA	W-L	APP-GS	CG	SHO	SV	IP	H	R	ER	BB	SO	OBA
2016	4.02	4-4	16-12	1	0/2	0	71.2	62	37	32	36	65	.228
2017	2.18	0-1	17-0	0	0/0	4	20.2	16	7	5	12	30	.211
Totals	3.61	4-5	33-12	1	0/2	4	92.1	78	44	37	48	95	.224

SEASON HIGHS

IP: 2.2, two times

Long Start:

Short Start:

Strikeouts: 5, vs. Kansas State, 2/26/17

CAREER HIGHS

IP: 8.0, vs Coastal Carolina, 5/28

Long Start: 8.0, vs Coastal Carolina, 5/28

Short Start: 1.1, Coastal Carolina, 5/8/16

Strikeouts: 9, five times

LIBERTY RECORD

Liberty Record in App: 17-16

Liberty Record in Starts: 8-6

2017 GAME-BY-GAME

Date	Opp	GS	IP	H	R	ER	BB	SO	Score	Dec./SV
2/20	vs. Kansas		1.0	1	0	0	0	1	6-1	
2/22	Kentucky		1.0	0	0	0	0	0	5-4	S
2/26	vs. Kansas State		2.2	1	0	0	1	5	3-4	
3/3	Bryant		1.0	0	0	0	1	1	4-1	S
3/7	Duke		1.0	1	0	0	0	5	8-4	
3/11	St. John's - Gm. 2		2.2	0	0	0	4	4	7-6	
3/19	High Point		1.0	0	0	0	0	2	14-2	
3/21	James Madison		1.2	0	0	0	1	4	5-1	
3/26	at Charleston		2.0	1	0	0	0	2	4-11	
3/28	at East Carolina		1.0	2	0	0	0	2	6-8	
3/31	Bethune-Cookman		0.2	2	3	1	1	0	5-4	
4/2	Bethune-Cookman		1.0	0	0	0	0	2	6-1	
4/4	Radford		0.1	1	0	0	0	1	4-5	
4/9	at Radford		1.0	1	0	0	0	2	13-3	
4/15	Winthrop		0.2	4	3	3	2	0	2-13	L
4/18	at North Carolina		1.0	0	0	0	1	2	5-2	S
4/21	at Gardner-Webb		1.0	2	1	1	1	1	10-8	S
Totals			20.2	16	7	5	12	30	106-79	0-1/4

#36 Jackson Bertsch

RHP, R-Junior

Pleasant Hill, Ore.

2017 (R-Jr.)

Made first collegiate appearance with a start at The Citadel (2/19)

2016 (Jr.)

Received a medical redshirt

From the Dugout:

Attended Lane for two years ... Went 6-3 with a 2.66 ERA and struck out 52 over 54 innings in 2015 ... Teammate of fellow Liberty pitcher Shane Quarterley with the Titans

CAREER STATISTICS

Year	ERA	W-L	APP-GS	CG	SHO	SV	IP	H	R	ER	BB	SO	OBA
2017	4.93	1-3	9-9	0	0/0	0	38.1	48	26	21	10	38	.300

SEASON HIGHS

IP: 6.0, vs. Radford, 4/4/17

Long Start: 6.0, vs. Radford, 4/4/17

Short Start: 3.1, two times

Strikeouts: 7, vs. Radford, 4/4/17

LIBERTY RECORD

Liberty Record in App: 4-5

Liberty Record in Starts: 4-5

2017 GAME-BY-GAME

Date	Opp	GS	IP	H	R	ER	BB	SO	Score	Dec./SV
2/20	at Citadel	*	3.1	2	1	1	2	6	9-1	
2/26	vs. Kansas State	*	5.1	5	4	4	1	5	3-4	L
3/5	Bryant	*	5.0	8	6	6	2	4	6-9	L
3/11	St. John's - Gm. 2	*	3.1	10	4	4	1	2	7-6	
3/19	High Point	*	4.0	6	2	1	1	5	14-2	
3/26	at Charleston Southern	*	1.1	5	4	1	0	1	4-11	L
4/4	Radford	*	6.0	4	2	2	0	7	4-5	
4/11	at James Madison	*	5.0	4	1	0	0	5	26-1	W
4/18	at North Carolina	*	5.0	4	2	2	3	3	5-2	
Totals		9	38.1	48	26	21	10	38	78-41	0-3

#40 Caleb Evans

RHP, Senior

Smith Island, Md.

2017 (Sr.)

Recorded the win, the first decision of his career, in first start of career in 6-1 victory over Kansas at the Charleston Crab House Challenge (2/18) ... Struck out a career-high 11 batters over six shutout innings in 3-1 win over Bryant (3/4) ... Pitched his first career complete game, allowing five hits and striking out 10 in win over High Point (3/17)

2016 (Jr.)

Made 11 relief appearances ... Posted a save over 13 2/3 innings ... Pitched three innings of scoreless relief against Coastal Carolina (5/7) ... Recorded the first save of his career with 1 1/3 scoreless innings of relief to close out a 4-0 win at USF (2/20)

2015 (So.)

Made 15 relief appearances ... Did not post a decision over 19 innings ... Pitched 2 1/3 innings of scoreless relief in 4-2 win over Western Carolina (3/14) ... Pitched 1 2/3 innings of scoreless relief in 9-7 victory over Old Dominion (3/31)

2014 (Fr.)

Made eight relief appearances ... Did not post decisions over 7 2/3 innings ... Pitched a scoreless inning at Virginia (5/7) ... Pitched 1 2/3 innings of scoreless relief, striking out a career-high three vs. Elon (5/13) ... Pitched a scoreless inning against High Point in Game 8 of the Big South Baseball Championship (5/22)

From the Dugout:

First team All-Bayside Conference as a senior at Crisfield High School

CAREER STATISTICS

Year	ERA	W-L	APP-GS	CG	SHO	SV	IP	H	R	ER	BB	SO	OBA
2014	7.04	0-0	8/0	0	0/1	0	7.2	9	7	6	5	5	.312
2015	5.21	0-0	15/0	0	0/1	0	19.0	16	14	11	14	11	.262
2016	9.88	0-0	11/0	0	0/1	1	13.2	21	15	15	13	10	.382
2017	3.07	5-3	10/10	1	0/0	0	58.2	55	23	20	23	49	.250
Totals	4.73	5-3	44/10	1	0/3	1	99.0	101	59	52	55	75	.277

SEASON HIGHS

IP: 9.0, High Point, 3/17/17

Long Start: 9.0, High Point, 3/17/17

Short Start: 1.1, Winthrop, 4/13/17

Strikeouts: 11, Bryant, 3/4/17

CAREER HIGHS

IP: 9.0, High Point, 3/17/17

Long Start: 9.0, High Point, 3/17/17

Short Start: 1.1, Winthrop, 4/13/17

Strikeouts: 11, Bryant, 3/4/17

LIBERTY RECORD

Liberty Record in App: 19-24

Liberty Record in Starts: 5-3

2017 GAME-BY-GAME

Date	Opp	GS	IP	H	R	ER	BB	SO	Score	Dec./SV
2/20	vs. Kansas	*	5.1	2	1	1	4	3	6-1	W
2/25	vs. Kansas State	*	5.1	7	4	2	2	4	8-2	L
3/4	Bryant	*	6.0	3	0	0	2	11	3-1	W
3/11	St. John's - Gm 1	*	5.0	5	2	1	4	4	2-4	L
3/17	High Point	*	9.0	12	1	1	1	10	11-1	W
3/24	at Charleston Southern	*	8.0	6	2	2	3	2	12-2	W
3/31	Bethune-Cookman	*	6.2	5	1	1	2	7	4-5	
4/8	at Radford	*	6.0	4	0	0	3	6	9-4	W
4/13	Winthrop	*	1.1	6	4	4	1	1	3-5	L
4/22	at Gardner-Webb - Gm. 1	*	6.0	12	8	8	1	1	8-10	
Totals		10	58.2	55	23	20	23	49	60-41	5-3

2017 LIBERTY FLAMES BASEBALL

#49 Garret Price

RHP, Freshman

Evington, Va.

2017 (Fr.)

Struck out first batter he faced in collegiate debut, pitching two scoreless innings in win over The Citadel ... pitched two scoreless innings, holding a one-run lead in 5-4 victory over Kentucky (2/22) ... recorded first collegiate save in 3-1 win over Bryant (3/4) ... Recorded first collegiate victory with three shutout innings in 8-4 win over Duke (3/7) ... pitched five scoreless innings in first career start (4/1)

From the Dugout:

Came to Liberty as an infielder, but has impressed as a pitcher in both fall and preseason ... Graduate of Liberty Christian Academy ... First team all-region and second team all-state as a senior ... LCA Player of the Year for 2016 ... Member of 2016 VHSL State Group 4A Runner-up coached by former Liberty player and Major League pitcher Randy Tomlin

CAREER STATISTICS

Year	ERA	W-L	APP-GS	CG	SHO	SV	IP	H	R	ER	BB	SO	OBA
2017	3.03	3-1	14-3	0	0	1	35.2	26	16	12	12	35	.198

SEASON/CAREER HIGHS

IP: 7.0, at Radford, 4/8/17

Long Start: 7.0, at Radford, 4/8/17

Short Start: 4.2, Winthrop, 4/14/17

Strikeouts: 5, Duke, 3/7/17

LIBERTY RECORD

Liberty Record in App: 8-6

Liberty Record in Starts: 3-1

2017 GAME-BY-GAME

Date	Opp	GS	IP	H	R	ER	BB	SO	Score	Dec./SV
2/19	at The Citadel		2.0	0	0	0	1	2	9-1	
2/22	Kentucky		2.0	1	0	0	0	2	4-5	
2/25	vs. Kansas State		0.2	1	3	0	1	1	2-8	
3/4	Bryant		2.0	1	0	0	0	3	3-1	S
3/7	Duke		3.0	2	0	0	0	5	8-4	W
3/11	St. John's - Gm. 1		2.0	2	1	0	0	1	2-4	
3/18	High Point		1.1	2	2	2	1	2	4-7	
3/18	James Madison		2.0	1	1	1	0	1	5-1	W
3/25	at Charleston Southern		1.0	0	0	0	1	0	17-3	
3/26	at Charleston Southern		2.0	0	0	0	1	2	4-11	
3/28	at East Carolina		1.0	0	0	0	1	1	6-8	
4/1	Bethune-Cookman	*	5.0	3	0	0	1	5	4-3	
4/8	at Radford	*	7.0	4	1	1	1	3	6-1	W
4/14	Winthrop	*	4.2	9	8	8	4	7	4-11	L
4/21	at Gardner-Webb	*	5.2	3	6	1	6	6	10-8	
Totals		4	41.1	29	22	13	18	41	89-75	3-1/1

2017 LIBERTY FLAMES BASEBALL

TV & Radio Roster



1 • D.J. Artis
OF • L/L • So.
Greensboro, N.C.



2 • Payton Scarbrough
C • R/R • Sr.
Maryville, Mo.



3 • Josh Barrick
INF • R/R • Jr.
Forest, Va.



4 • Shane Quarterley
RHP • R/R • Sr.
Springfield, Ore.



5 • Trey McDyre
INF • R/R • Fr.
Purcellville, Va.



6 • Zach Clinton
RHP • R/R • R-So.
Forest, Va.



7 • Sammy Taormina
1B • L/R • R-Sr.
Rock Hill, S.C.



9 • Hunter Gore
RHP • R/R • Jr.
Lithonia, Ga.



11 • Jonathan Embry
C • R/R • Fr.
Louisville, Ky.



12 • Andrew Kowalo
INF • R/R • Sr.
Wheeling, W.Va.



13 • Jack Morris
OF • R/R • So.
Ruckersville, Va.



14 • Matt Allen
C • R/R • Jr.
St. Augustine, Fla.



15 • Zander Clouse
RHP • R/R • Sr.
Kenmore, Wash.




16 • Cody Gamble
RHP • R/R • Sr.
Live Oak, Fla.



17 • Evan Mitchell
RHP • R/R • Sr.
Lynchburg, Va.



18 • Cam Locklear
RHP • R/R • Fr.
Lynchburg, Va.



19 • Michael Stafford
LHP • L/L • Sr.
Canton, Mich.



20 • Jake Barbee
C • L/R • Sr.
Harrisburg, N.C.



21 • Zack Helsel
RHP • R/R • So.
Altoona, Pa.



22 • Eric Grabowski
INF/RHP • R/R • Sr.
Scott Township, Pa.



24 • Ben Highfill
INF • R/R • Fr.
Apex, N.C.



25 • Blake Brady
C/1B • R/R • Fr.
Simpsonville, S.C.



26 • Vinne Tarantola
LHP • L/L • Jr.
Tucson, Ariz.



27 • Josh Latta
C • R/R • Sr.
Seattle, Wash.



28 • Jon Letchworth
RHP • R/R • So.
Glouster, Va.



33 • Dylan Allen
INF • L/R • R-Jr.
Lakeland, Fla.



34 • Will Shepherd
OF • R/R • Sr.
Wilkesboro, N.C.



35 • Jack DeGroat
RHP • R/R • So.
Purcellville, Va.



36 • Jackson Bertsch
RHP • L/R • R-Jr.
Pleasant Hill, Ore.



39 • Andrew Yacyk
1B/LF • R/L • Sr.
Hagerstown, Md.




40 • Caleb Evans
RHP • R/R • Sr.
Smith Island, Md.



44 • Kemper Terry
LHP • L/L • R-So.
Collinsville, Va.



48 • Torey DeMare
RHP • R/R • Fr.
Dearborn, Mich.



49 • Garret Price
EHP • R/R • Fr.
Evington, Va.