

LONGWOOD

BASEBALL

Games 15-17 | Longwood at UNC Wilmington | Wilmington, N.C. | March 10 - March 11 | 5 p.m. | 1 p.m. (DH)
Brooks Field

2017 Schedule

F 17	at Elon	L 10-5
F 18	at Elon	L 7-0
F 19	at Elon	W 9-5
F 21	JAMES MADISON	L 4-3
F 22	at Richmond	L 11-7
F 25	ALBANY (DH)	L 11-3, W 11-6
F 26	ALBANY	L 13-6
M 1	GEORGE MASON	L 6-5
M 3	at Savannah State	W 5-4
M 4	at Savannah State	W 7-3
M 5	at Savannah State	W 15-13
M 7	at USC Upstate	L 10-5
M 8	at Wofford	L 6-5
M 10	at UNC Wilmington	4 p.m.
M 11	at UNC Wilmington	1 p.m. (DH)
M 15	ST. JOSEPH'S	5 P.M.
M 17	* CHARLESTON SOUTHERN	5 P.M.
M 18	* CHARLESTON SOUTHERN	4 P.M.
M 19	* CHARLESTON SOUTHERN	2 P.M.
M 21	at VCU	6:30 p.m.
M 24	*at Radford	6:30 p.m.
M 25	*at Radford	4 p.m.
M 26	*at Radford	2 p.m.
M 28	at N.C. Central	6 p.m.
M 29	VMI	6 P.M.
A 4	at VMI	6 p.m.
A 7	*at Gardner-Webb	6 p.m.
A 8	*at Gardner-Webb	2 p.m.
A 9	*at Gardner-Webb	2 p.m.
A 11	N.C. CENTRAL	6 P.M.
A 13	* PRESBYTERIAN	6 P.M.
A 14	* PRESBYTERIAN	6 P.M.
A 15	* PRESBYTERIAN	2 P.M.
A 18	at Virginia	6 p.m.
A 21	* WINTHROP	6 P.M.
A 22	* WINTHROP	4 P.M.
A 23	* WINTHROP	2 P.M.
A 25	VCU	6 P.M.
A 26	at James Madison	6 p.m.
A 28	* LIBERTY	6 P.M.
A 29	* LIBERTY	4 P.M.
A 30	* LIBERTY	2 P.M.
M 3	* NORFOLK STATE	4 P.M.
M 6	LEHIGH (DH)	1 P.M.
M 7	LEHIGH	1 P.M.
M 10	at Norfolk State	4 p.m.
M 12	*at UNC Asheville	6 p.m.
M 13	*at UNC Asheville	6 p.m.
M 14	*at UNC Asheville	1 p.m.
M 18	*at Campbell	6 p.m.
M 19	*at Campbell	3 p.m.
M 20	*at Campbell	2 p.m.
M 23-27	Big South Championship (Lexington, S.C.)	TBD

Home games in **BOLD CAPS**
*Big South Game

Longwood Lancers (Big South)

(5-9)

Head Coach:

Mau's Record:

-- At Longwood:

In the Polls: BA: N/A D1: N/A CB: N/A RPI: N/A NCBWA: N/A

Current Streak:

2016:

Ryan Mau

59-70 (3rd year)

Same

L2

32-27, 14-10



UNC Wilmington Seahawks (CAA)

(3-8)

Head Coach:

Scalf's Record:

-- At UNC Wilmington:

In the Polls: BA: N/A D1: N/A CB: N/A RPI: N/A NCBWA: N/A

Current Streak:

2016:

Mark Scalf

843-632-1 (26th year)

Same

L8

41-19, 16-6



PITCHING PROBABLES

Friday

LWU: 13- Devin Gould
Sr. | RHP | 0-1 | 5.73

vs.

UNCW: 21 - Alex Royalty
So. | RHP | 1-1 | 5.06

Saturday (Gm 1)

LWU: 26- Cody Wager
Sr. | RHP | 1-2 | 9.26

vs.

UNCW: 18 - Logan Beehler
R-So. | RHP | 0-2 | 6.75

Saturday (Gm 2)

LWU: 29- Tyler Wirsu
Sr. | RHP | 0-1 | 12.00

vs.

UNCW: 12 - Luke Gesell
Fr. | RHP | 0-0 | 8.10

LANCER LEADOFF

- Longwood enters the weekend after dropping a pair of midweek contests at USC Upstate, 10-5, and at Wofford, 6-5.
- The weekend series at UNC Wilmington ends Longwood's eight-game, 11-day, three-state Spring Break road trip.
- Longwood features a quartet of hitters who boast a batting average of .290 or better, led by Justin Mitchell, who has reached safely in all 14 games on the season entering the weekend.

- Longwood tied a season high with 14 hits at USC Upstate Tuesday, but a six-run rally on three hits in the seventh inning allowed USC Upstate to break away, 10-5.
- The Lancers were tied at Wofford after the top half of the seventh inning, but two wild pitches in the home half allowed Wofford to bring in the deciding run.
- Longwood has picked up 10 or more hits in each of the last four games, picking up a season-high 14 hits twice in the span.

THE PROJECTED ALIGNMENT

Pos.	Name	Cl.	B-T	AVG.	HR	RBI	Notes
C	Carlos Garrido	So.	R-R	.227	0	3	1-3 with an RBI at USC Upstate; platoon at catcher
1B	Justin Mitchell	Jr.	L-L	.354	2	11	Reached safely in every game; 4-game hit streak
2B	Nate Blakeney	Fr.	R-R	.222	1	3	1-4 with an RBI double Wednesday at Wofford
3B	Brandon Harvell	Sr.	R-R	.192	0	2	0-5 Wednesday at Wofford
SS	Michael Osinski	Jr.	R-R	.339	2	17	Leads Big South RBI, H (20), and total bases (31)
RF	Ryan Shull	Jr.	L-R	.297	0	4	2-4 each of the last two games with a run scored
CF	Sammy Miller	Jr.	R-R	.267	0	9	Ended 7-gm hit streak Wed., .394 during streak
LF	Antwaun Tucker	Fr.	R-R	.277	0	8	2-5 with 3B, 5 RBI Sunday at Savannah State
DH	Alex Lewis	Sr.	R-R	.291	0	11	Has an RBI in 5 straight gm; reached in 12 straight



@LongwoodBase



LongwoodLancers



2017 Longwood Baseball

SIZING UP THE SERIES



Meetings Number 1-3

All-Time Record Vs. UNC Wilmington0-0
Last Meeting First Meeting



	Stats	
.267	Batting Avg.	.224
.306	Opponent Batting Avg.	.262
6.14	Runs Per Game	4.09
9.36	Hits Per Game	7.45
4.36	Walks Drawn Per Game	3.91
5.95	Earned Run Avg.	5.53
4.90	Opponent ERA	3.64
9.36	Pitcher Strikeouts Per Game	8.18
8.07	Batter Strikeouts Per Game	9.45
5.00	Walks Issued Per Game	5.91

SCOUTING UNC WILMINGTON

- Longwood and UNC Wilmington meet for the first time when the Lancers conclude their eight-game road trip at UNC Wilmington.
- The Seahawks enter the season off a successful 40-win season, winning the Colonial Athletic Association regular season for a ninth time and advancing to the NCAA Regionals, making it to the eighth Regional Final in program history.
- UNC Wilmington enters the series on an eight-game losing streak, all against teams that are either ranked (three games vs. No. 8 Ole Miss, one vs. No. 18 Coastal Carolina, one vs. No. 20 NC State) or are receiving votes (three vs. Florida Gulf Coast).
- UNC Wilmington had 10 CAA All-Conference selections in 2016, including CAA Player of the Year Nick Feight and CAA Pitcher of the Year Ryan Foster. UNC Wilmington had five all-conference first teamers, with Feight, Foster, Steven Linkous, Daniel Stack, and Brian Mims.
- Of the five first teamers, UNC Wilmington returns junior catcher Nick Feight, a native of Gainseville, Va., senior infielder Daniel Stack, and junior infielder Brian Mims.
- Feight leads the Seahawks with a .304 batting average and is tied for the team lead with three home runs.
- Mims is second with a .302 average.
- Josh Roberson leads the pitching staff with a 2.25 ERA and 20 strikeouts in 16.0 innings of work.

FRIDAY NIGHT LIGHTS

- Junior right-handed pitcher Zach Potojecki made his first weekend start last Friday, striking out 13 batters, one shy of the school record, in 6.2 shutout innings of Longwood's win.
- It was Potojecki's second start of the season. In the first Potojecki allowed six runs on nine hits in 4.1 innings at Richmond February 22. Potojecki struck out four batters in the loss.
- Out of the bullpen the righty has been dominant, making two appearances and has not allowed a run in 6.0 innings with nine combined strikeouts, one walk, and two hits allowed.
- Longwood continues to shuffle the starting rotation with its third different weekend rotation in as many weekends. After going with Potojecki, Cody Wager, and Tyler Wirsu last weekend, Longwood returns to the same rotation it began the year with, though flipping Wirsu and Devin Gould as the game two and three guys.
- Senior right-hander Wager began the season as the Friday starter.
- Wager struggled in the first two weeks as the Friday night starter, lasting just 5.1 innings between the two outings combined. Wager had a career-high five strikeouts in 3.1 innings in the season opener against Elon.
- As the Saturday guy at Savannah State, Wager picked up his first win of the season, tossing 5.1 innings of three-run ball.

University

Name	Longwood University
City/Zip	Farmville, VA 23909
Founded	1839
Enrollment (Undergraduate)	4,507
Nickname	Lancers
Colors	Navy Blue (PMS 282) & White
Fight Song	Hail to Longwood U!
Affiliation	NCAA Division I
Conference	Big South
President	W. Taylor Reveley IV
Alma Mater	Princeton
Director of Athletics	Troy Austin
Alma Mater	Duke
Athletics Phone	(434) 395-2057
Tickets Phone	(434) 395-2138
Website	www.LongwoodLancers.com
Twitter	@LongwoodLancers

Program History

Seasons of Baseball	38
First Season	1978
All-Time Record	1066-664-4 (.615)
Division I Eligible	2008-Present
Division I Record (Seasons)	265-357-1 (10)
NCAA Division II Tournament Appearances	6
Division II World Series	1982, 1991

Team Information

2016 Overall Record	32-27
Big South Record/Finish	14-10/2nd
Home Record	21-7
Away Record	9-18
Neutral Record	2-2
Starters Returning/Lost	5/4
Pitchers Returning/Lost	10/5
Letterwinners R/L	18/11
Newcomers	13

Athletics Communications

Baseball Contact	Darius Thigpen
Office	(434) 395-2345
Cell	(813) 299-7578
Email	thigpendm@longwood.edu
Asst. VP/Athletics Comm.	Chris Cook
Office	(434) 395-2718
Cell	(434) 808-5127
Email	cookcc@longwood.edu
Asst. Director of Comm.	Todd Lindenmuth
Office	(434) 395-2716
Email	lindenmuthwt@longwood.edu
Mailing Address	201 High Street Farmville, VA 23909-1899
Office Fax	(434) 395-2568
Press Box Phone	(434) 395-2710

Longwood's Record When

Overall	5-9
Conference	0-0
Home	1-4
Away	4-5
Neutral	0-0
Current Streak	L2
Last 5	3-2
Last 10	4-6

Situational

LWU scores first	5-2
Opp. scores first	0-7
LWU scores in 1st inn	2-4
Opp. scores in 1st inn	1-6
LWU scores 3+ runs	5-8
LWU scores 2 runs or less	0-1
LWU leads after 7 innings	4-1
LWU leads after 8 innings	4-1
LWU trails after 7 innings	0-8
LWU trails after 8 innings	0-8
Game tied after 7 innings	1-0
Game tied after 8 innings	1-0
Extra innings	0-0
1-run games	1-3
2-run games	1-0
Games decided by 5+ runs	1-5
More hits than opponent	2-3
Fewer hits than opponent	2-6
Hits are tied	1-0
LWU has 10+ hits	3-4
Opp. has 10+ hits	2-7
LWU hits a home run	2-3
Opp. hits a home run	2-5
LWU hits 2+ home runs	1-1
Opp. hits 2+ home runs	0-0
LWU quality start	1-1
LWU commits no errors	3-0
Opp. commits no errors	2-2

By Day

Sunday	2-1
Monday	0-0
Tuesday	0-2
Wednesday	0-3
Thursday	0-0
Friday	1-1
Saturday	2-2
Day Games	2-7
Night Games	0-0
Doubleheaders	1-1

By Month

February	2-6
March	3-3
April	0-0
May	0-0

GOT HEEM

• Junior right-handed pitcher Zach Potojecki made his first career Friday start at Savannah State and responded with his best career start, going 6.2 innings of shutout ball and finished one shy of the school record with 13 strikeouts.

TOP FIVE

• After finishing with the most wins since becoming a full-time Division I participant in 2008 at 32-27, and finishing tied for second in the Big South at 14-10, Longwood was picked to finish fifth in the Big South in 2017. The Lancers return their top two hitters, senior designated hitter Alex Lewis and junior shortstop Michael Osinski, who were both named to the All-Big South preseason team by Perfect Game.

ALEX THE GREAT

• After a breakout 2016, senior designated hitter Alex Lewis was named Big South All-Conference Second Team, First Team All-Region ABCA East, and All-State VaSID.

• On the season Lewis is hitting .291 (16-for-55) with a team high seven extra-base hits, including his first two career triples. After hitting .250 as a freshman and .196 as a sophomore, his .369 average as a junior and .291 average this year has put the senior's career average at .288 entering the week.

SAMMY THE SPARK

• On the season junior outfielder Sammy Miller has been great in the lead-off role, reaching base at a rate of .421 (8-for-19) when beginning an inning. Miller leads the team with five steals.

• Miller was money as the lead-off man in 2016. Miller reached base at a rate of .440 when leading off an inning, and led the Lancers with 40 walks and 48 runs scored, along with 19 steals.

• Miller played in a utility capacity in 2016 as the starting center fielder (28 games), left fielder (26 games), second baseman (1 game), and catcher (3 games).

• Miller served as the primary backup catcher in 2016, and started several

games in the outfield, which he finished behind the plate.

IRON MIKE

• Junior shortstop Michael Osinski leads the team in nearly every offensive category through 14 games, leading the conference with 17 RBI, 20 hits, and 31 total bases. Osinski has a team-best two home runs.

• Osinski has been the starting shortstop since early in his freshman year. Osinski started all 59 games for Longwood in 2016.

BRING HIM IN!

• Longwood leads the Big South in hits (131), runs scored (86) and RBI (79). As a team the Lancers have hit .282 (44-for-156) with runners in scoring position with three Lancers each hitting better than .300 with RISP in at least 10 at-bats.

• Justin Mitchell is hitting .529 (9-for-17) with RISP, while Michael Osinski is hitting .381 (8-for-21), and Joey Mendez is hitting .400 (4-for-10).

HE'S HEADED FOR THIRD!

• Longwood leads the Big South in triples with eight triples as a team in 2017. Longwood finished 2016 with five triples. The Lancers are on pace for 31 triples in 55 games, which would still fall short of the school record of 40, set in 1995.

• Longwood is led in triples by Antwaun Tucker and Alex Lewis, who have two each.

• Tucker picked up his two triples in consecutive games, hitting a lead-off triple at USC Upstate on March 7, two days after hitting a bases-clearing three-run triple in a five-RBI game at Savannah State.

• Lewis hit a pair of triples in a 3-for-3 game in the back half of a doubleheader against UAlbany February 25. The two triples were the first two in Lewis' career.

DON'T PLAY DOUBLE DUTCH

• Longwood has done a solid job staying out of double plays in 2017 with just two hit into, the second fewest double plays hit into in the Big South.

SENIOR SEND-OFF

- Longwood graduated five seniors in 2016, Connor Bastaich, Travis Burnette, Allen Ellis, Colton Konvicka, and C.J. Roth.
- Bastaich started every game at first base and was second on the team with a .335 batting average and was named all-conference second team.
- Burnette was Longwood's Friday night starter and was named first team all-conference and second team all-state after spinning a 2.35 ERA in 99.2 innings with 85 strikeouts to 45 walks and an 8-2 record, all career bests.
- Roth, Longwood's starting second baseman, set the record for most games played in a career at Longwood and hit his first three career home runs at Longwood. Roth works in strength and conditioning at Longwood.
- Konvicka missed two months of the season with injuries. The converted infielder hit .276 in 34 games played.
- Ellis made just five appearances, but was heralded for his veteran leadership in the pitching staff.

MIXTURE OF OLD AND NEW

- Longwood adds 13 new players to the roster after losing 12 from 2016. The Lancers bring back six starting position players and 10 of 16 pitchers from a team that made it to the Big South Championship semifinals before falling to the eventual College World Champion Coastal Carolina Chanticleers.
- Of the 13 newcomers, nine are freshmen, with three of the other five coming by way of junior college and the other two Division I transfers.
- 10 of the newbies made their debuts in the series at Elon and freshman right-handed pitcher Travis Riley got the start Tuesday against James Madison.
- Longwood has leaned on the newcomers in 2017, with as many as five of Longwood's starting nine. Freshmen Nate Blakeney, Joey Mendez, and Grant Keller have found their way into the starting lineup, while junior college transfers Justin Mitchell and Ryan Shull have held down starting positions.

BULLISH 'PEN

- The Longwood bullpen did its job in 2016, picking up 19 saves, topped only by the College World Series champion, Coastal Carolina, which ended its season with 21. Of 184 inherited base runners only 71 scored (61 percent stranded). Longwood had a bullpen ERA of 4.49 and had 192 strikeouts with 120 walks in 242.2 innings.
- As a sophomore, left-hander Michael Catlin made a team-high 25 appearances, tied with right-hander Cody Boydston, who was a freshman at the time. Catlin returns with the lowest ERA among pitchers with a 3.00 ERA and went 4-0 in 51.0 innings pitched.
- Boydston was the primary closer for the first half of the season, picking up five saves and had 24 strikeouts in 33.1 innings pitched.

I'LL BE GOOD BY THE WEEKEND

- Longwood put together a starting rotation of Cody Wager, Devin Gould, and Tyler Wirsu to begin the year. Those three combined started nine games in 2016. Longwood inserted Zach Potojecki into last weekend's rotation.
- Longwood anticipates the return possible starters Mitchell Kuebbing and Steven Farkas soon, neither of whom have pitched this season. Kuebbing missed 2016 due to injury.

STAY RIGHT WHERE YOU ARE!

- Longwood led the Big South with 21 runners picked off in 2016, helping to control the running game. Travis Burnette was third in the conference with five pick-offs in 2016, while Ryan Jones led the league with eight.

BREAKING RECORDS

- Longwood had a number of records set in 2016, winning 32 games, 14 in conference, and 21 at home, all the most since Longwood became a full-time Division I participant in 2008. Longwood's second-place finish is the best since joining the Big South in 2013.
- Alex Lewis set the record for hits in a season (86) in 2016.
- As a team Longwood set the records for hits (540) and fielding percentage (.966) in 2016.

Big South 2017 Stats

Team (2016 Standings)	Overall	Conference
1. Coastal Carolina	55-18	21-3
2. Longwood	32-27	14-10
3. Gardner-Webb	37-21	14-10
4. High Point	32-24	14-10
5. Campbell	26-27	13-11
6. Liberty	31-28	12-12
7. Winthrop	28-27	12-12
8. Presbyterian	27-30	12-12
9. Radford	19-39	9-15
10. Charleston Southern	19-34	6-18
11. UNC Asheville	16-38	5-19

Batting Average

1. Campbell	.277
2. Longwood	.267
3. Charleston Southern	.265
4. Presbyterian	.264
5. Winthrop	.257
6. Liberty	.244
7. UNC Asheville	.241
8. Gardner-Webb	.241
9. High Point	.232
10. Radford	.213

Runs Scored

1. Longwood	86
2. Campbell	73
3. UNC Asheville	64
4. Presbyterian	63
5. Winthrop	61
6. Liberty	57
7. Gardner-Webb	57
8. High Point	54
9. Charleston Southern	52
10. Radford	51

Hits

1. Longwood	131
2. Presbyterian	129
3. Gardner-Webb	110
4. Campbell	107
5. Winthrop	103
6. Liberty	96
7. Radford	93
8. UNC Asheville	92
9. Charleston Southern	90
10. High Point	86

Runs Batted In

1. Longwood	79
2. Campbell	67
3. UNC Asheville	60
4. Presbyterian	56
5. Winthrop	56
6. Gardner-Webb	53
7. Liberty	49
8. Charleston Southern	48
9. High Point	47
10. Radford	43

KEEP IMPROVING

- Improvement was a key part of 2016 for Longwood baseball as the Lancers saw an increase of 10 wins overall and five conference victories.
- Senior pitcher Travis Burnette, a former outfielder at Longwood, made the biggest jump among pitchers in 2016, transforming from a swing man between the rotation and bullpen in 2015 into a bonafide ace as a senior.
- Burnette received first team All-Big South and second team all-region (ABCA East) and second team all-state (VaSID) honors. Burnette was third in the Big South with a 2.35 ERA and finished in the top 10 in batting average against, innings pitched, and strikeouts.
- As a junior, Alex Lewis made a jump of 176 points to his batting average, hitting .369 in 2016. Lewis was a second team all-conference selection and was first team all-state and all-region. Lewis made jumps in hits (86, +58), runs (35, +23), doubles (22, +12), home runs (5, +3), and RBI (45, +33) from his junior year. Lewis finished in the top five in the Big South in hits, average, and doubles.

YEAR NUMBER THREE

- Ryan Mau returns for his third season as Longwood's head baseball coach in 2017. Longwood finished 22-34 in Mau's first season, stepping up to a 32-27 mark in year two. The Lancers made it to the Big South tournament for the second consecutive year in 2016, playing their way to the championship semifinals before falling to the Coastal Carolina Chanticleers, who went on to win the College World Series.
- Longwood returns 18 letter winners, 10 pitchers, and five starting position players from last year's squad, while adding 13 players, eight freshmen.

KEEPING UP WITH LONGWOOD

- Longwood will play select home and road games on the Big South Network in 2017. Five regular season games and the entire conference tournament will be on radio on WVHL 92.9 FM Farmville, with second-year play-by-play man Darius Thigpen calling the action.

WHERE ARE THEY NOW?

- Former Lancer stars right-handed pitcher Aaron Myers and outfielder Kyri Washington left their marks on the Longwood baseball program with Washington leading the Big South in home runs in 2016 and Myers setting the Longwood school records in strikeouts, saves, and innings pitched. Both players have moved on to play professional baseball, where they join former Lancer arm, right-handed pitcher Mark Montgomery.
- Myers is slated to attend Minor League Spring Training in Arizona for the Milwaukee Brewers, his third season in the organization after signing with as a non-drafted free agent in 2015. Myers pitched with the Rookie League AZL Brewers in 2015 and posted a 1.74 ERA in seven appearances out of the bullpen and picked up three saves in three opportunities with 14 strikeouts and no walks across 10.1 innings of work. In 2016 Myers went 4-1 with a 1.44 ERA across 43.2 innings pitched with 55 strikeouts to 11 walks. The right-hander began with the AZL Brewers and was called up to the Helena Brewers of the Pioneer League, where he spent the majority of his season. With the Helena Brewers Myers went 3-1 in 11 appearances with 11.38 ERA and struck out 44 batters with seven walks in 32.2 innings pitched. Myers is on pace to begin his 2017 season in Single-A.
- The Newport News, Va., native finished his Longwood career with a 2.93 ERA across 338.0 career innings with 319 strikeouts to just 113 walks.
- Washington only played three years at Longwood, but made a strong impact and was drafted by the Boston Red Sox in the 23rd round of the 2015 draft. Washington began his pro career in Rookie Ball with the GCL Red Sox before making it to Short Season A-Ball with the Lowell Spinners. Between the two levels Washington hit .263 with nine doubles, one triple, 22 RBI, and his first professional home run in 2015.
- In 2016 Washington had massive success with the Greenville Drive of the South Atlantic League, where he spent the entire season. Washington

was voted Greenville Drive player of the year after hitting .262 with 16 home runs, 45 extra-base hits, and 73 RBI in 103 games played. In his first full professional season Washington ended the season with a .487 slugging percentage and .810 OPS.

- The Prospect, Va., native hit .263 with 28 career home runs, 44 doubles, two triples and 123 career RBI for the Blue & White.
- Montgomery, a native of Williamsburg, Va., has spent his entire six-year career in the New York Yankees organization since the Yankees took him in the 11th round of the 2011 draft. Montgomery posted a 2.56 ERA in 33 appearances, all out of the bullpen, between Triple-A Scranton/Wilkes-Barre and Double-A Trenton in 2016 and owns a career 2.33 ERA. Montgomery struck out 63 batters with 22 walks in 45.2 innings of work in 2016 and was a part of the Triple-A Champion Scranton/Wilkes-Barre RailRiders.

WE'LL SEE YOU NEXT YEAR!

- Ryan Mau announced the signing of seven recruits to their national letters of intent during the early signing period.
- Mau's third class features three players from the Virginia and Washington, D.C., area including the top player from the D.C. area, right-hander Maceo Campbell. Right-handed pitchers Tommy Green and Tyler Knapp round out the haul of local talent, while left-handed pitcher Daniel Brandon (West Virginia), outfielder Jack Schnell (New York), Todd Moxey (Pennsylvania), and infielder Kaleb Fold (Ohio) represent four other states to bring a larger national presence to the signing class.

BLUE COLLAR LANCERS

- Longwood gritted out tough wins in 2016, finishing with an 11-4 record in one-run games, a 4-2 record in extra-innings, and won 17 games when the other team scored first.
- This season Longwood is 1-3 in one-run games, is 0-7 when the opponent strikes first, and has not yet played to extras.

NUMERICAL ROSTER

No.	Name	Pos.	Ht./Wt.	Cl.	B/T	Hometown / High School	Previous School
1	James Barry	IF	5-10/185	Sr.	R/R	Kingwood, Tx. / Kingwood	Blinn College
2	Brandon Harvell	3B	6-1/170	Sr.	R/R	Yorktown, Va. / York	
3	Alex Lewis	3B/DH	6-0/185	Sr.	R/R	Burke, Va. / Lake Braddock	
4	Joey Mendez	C	6-0/195	Fr.	R/R	Leesburg, Va. / Riverdale Baptist	
5	Eric Crain	OF	6-2/180	Jr.	L/R	Richmond, Va. / Deep Run	Morehead State
6	Sammy Miller	OF	5-11/175	Jr.	R/R	Shrewsbury, Pa. / Susquehannock	
7	Michael Osinski	SS	6-2/185	Jr.	R/R	Vestal, N.Y. / Vestal	
8	Scott Carter	OF	6-0/180	Fr.	R/R	Rockville, Va. / Goochland	
9	Jawan McAllister	OF	5-10/185	Jr.	R/R	Philadelphia, Pa. / St. Joseph's Prep School	Pittsburgh
10	John Gregory	LHP/1B	6-3/200	Fr.	L/L	Mechanicsville, Va. / Hanover	
11	Nate Blakeney	IF	6-2/200	Fr.	R/R	Archdale, N.C. / Wesleyan Christian Academy	
12	Mac McCafferty	C	6-3/215	R-Jr.	L/R	Stevens, Pa. / Lancaster Catholic	
13	Devin Gould	RHP	6-3/185	Sr.	R/R	Fairfax Station, Va. / South County	
15	Antwaun Tucker	IF/OF	5-10/155	Fr.	R/R	Chase City, Va. / Bluestone	
18	Grant Keller	3B/OF	6-0/185	Fr.	R/R	Midlothian, Va. / Midlothian	
17	Tyler Morgan	RHP	5-11/175	Fr.	R/R	Ashland, Va. / Hanover	
21	Carlos Garrido	C	5-11/185	So.	L/R	Trumbull, Conn. / Trumbull	
22	Andrew Corbitt	RHP	5-11/210	Jr.	R/R	Powhatan, Va. / Powhatan	South Georgia St. College
23	Ryan Shull	OF	6-2/185	Jr.	L/R	Mount Pleasant, Iowa / Pella	Indian Hills CC
24	Michael Catlin	LHP	6-4/200	Jr.	L/L	New Market, Md. / Oakdale	
26	Cody Wager	RHP	6-3/200	Sr.	R/R	West Palm Beach, Fla. / Santaluces Community	Pensacola State CC
27	Steven Farkas	LHP	5-10/200	So.	R/L	Huntersville, N.C. / Lake Norman	
28	Mitchell Kuebbing	RHP	6-4/180	R-Jr.	R/R	Burlington, Ky. / St. Henry District	
29	Tyler Wirsu	RHP	6-3/230	Sr.	R/R	Apopka, Fla. / Harlem (Ga.)	Gordon St.
30	Justin Mitchell	1B/OF	6-3/205	Jr.	L/L	Alpine, Calif. / Granite Hills	Grossmont CC
31	Jon Peterson	LHP	6-1/195	So.	L/L	Lancaster, Pa. / Hempfield	
32	Travis Riley	RHP	5-11/195	Fr.	R/R	Fredericksburg, Va. / Massaponax	
33	Eric Harp	RHP	6-9/220	So.	R/R	Yorktown, Va. / York	
34	Luke Simpson	RHP	6-3/185	Sr.	R/R	Danville, Va. / Tunstall	
35	Nathan Iskowitz	C	6-3/190	Fr.	R/R	Chesterfield, Va. / Clover Hill	
44	Cody Boydston	RHP	6-2/220	So.	R/R	Chester, Va. / Thomas Dale	
45	Zach Potojecki	RHP	5-11/215	Jr.	R/R	Danville, Va. / Chatham	

COACHING STAFF

Name	Title	Year	Alma Mater
25 Ryan Mau	Head Coach	Third Season	College of Charleston, '00
Chad Oxendine	Assistant Coach	Third Season	Coastal Carolina, '04
Daniel Wood	Assistant Coach	Third Season	Tennessee Wesleyan College, '10
Travis Thomas	Assistant Coach	Second Season	VMI, '14

PRONUNCIATION GUIDE

Brandon HARVELL	har-VELL	Michael OSINSKI	oh-SIN-skee
Devin GOULD	GOO-old	Mitchell KUEBBING	KIB-bing
Michael CATLIN	CAT-lin	Zach POTOJECKI	POE-tuh-jack-ee
Carlos GARRIDO	gar-REE-dough	Tyler WIRSU	WERE-soo
Cody WAGER	WAY-gurr (hard G)	Steven FARKAS	FAR-kiss
Nathan ISKOWITZ	IS-co-WITZ	Cody BOYDSTUN	boyd-STUN
Ryan MAU	m-OW (rhymes with now)		

LANCERS AT THE PLATE

Left	Switch	Right
Gregory	N/A	Barry
McCafferty		Harvell
Mitchell		Lewis
Garrido		Mendez
Peterson		Miller
Crain		Osinski
Shull		Carter
		McAllister
		Blakeney
		Tucker
		Iskowitz

Multi-Hit Games					
Name	2	3	4	5+	Total
Michael Osinski	6	-	1	-	7
Justin Mitchell	4	2	-	-	6
Sammy Miller	2	3	-	-	5
Antwaun Tucker	4	-	-	-	4
Alex Lewis	3	1	-	-	4
Ryan Shull	3	-	-	-	3
Nate Blakeney	3	-	-	-	3
Brandon Harvell	1	1	-	-	2
Mac McCafferty	1	-	-	-	1
Carlos Garrido	1	-	-	-	1
Scott Carter	1	-	-	-	1
TOTAL	29	7	1	-	37

STREAKING			Active hitting streaks
Name	Game Started	Games	
Michael Osinski	vs. George Mason (3/1)	6	
Mac McCafferty	vs. UAlbany (2/25, gm 2)	5	
Antwaun Tucker	at Savannah State (3/3)	5	
Justin Mitchell	at Savannah State (3/4)	4	
Alex Lewis	at Savannah State (3/4)	4	

STREAKING			Active on-base streaks
Name	Game Started	Games	
Justin Mitchell	at Elon (2/17)	14	
Alex Lewis	at Elon (2/19)	12	
Antwaun Tucker	vs. UAlbany (2/25, gm 1)	9	
Sammy Miller	vs. UAlbany (2/25, gm 2)	8	
Mac McCafferty	vs. UAlbany (2/25, gm 2)	6	
Michael Osinski	vs. George Mason (3/1)	6	

Extra-Base Hits				
Name	2B	3B	HR	Total
Michael Osinski	3	1	2	6
Justin Mitchell	3	-	2	5
Alex Lewis	4	2	1	7
Nate Blakeney	2	-	1	3
Joey Mendez	1	-	1	2
Sammy Miller	4	1	-	5
Brandon Harvell	-	1	-	1
Antwaun Tucker	3	2	-	5
Ryan Shull	-	1	-	1
Carlos Garrido	2	-	-	2
Mac McCafferty	1	-	-	1
TOTAL	23	8	7	38

Multi-RBI Games					
Name	2	3	4	5+	Total
Michael Osinski	2	2	-	1	5
Justin Mitchell	3	-	-	-	3
Joey Mendez	1	1	-	-	2
Sammy Miller	2	-	-	-	2
Alex Lewis	2	-	-	-	2
Carlos Garrido	1	-	-	-	1
Ryan Shull	1	-	-	-	1
Antwaun Tucker	-	-	-	1	1
Mac McCafferty	1	-	-	-	1
TOTAL	13	3		2	18

Home Run Tracker							
Name (Date of last HR)	Total	Solo	2R	3R	GS	7th inn. or later	Game-Tying Go-Ahead/Game-Winning
Nate Blakeney (2/17)	1	1	-	-	-	1 (8th Inning)	-
Joey Mendez (2/19)	1	-	-	1	-	-	-
Michael Osinski (2/22)	2	-	-	1	1	2 (7th, 9th)	1
Justin Mitchell (2/25)	2	2	-	-	-	1 (7th inning)	-
Alex Lewis (3/4)	1	-	1	-	-	-	-
TEAM TOTAL	7	3	1	2	1	4	1


THE BATTER'S EYE

SLUGGER SPOTLIGHT

30 Justin Mitchell

Jr. | 1B/OF | L/L | 6-3 | 205 | Alpine, Calif.

- Enters the weekend leading the team with a .354 batting average, riding a four-game hitting streak.
- Has reached safely in all 14 games entering the weekend, boasting a Big South leading .500 on-base percentage, leading the league with 14 walks, is eighth in the conference in batting average, fourth in the league with 17 hits, and is fifth with 11 RBI.
- Second on the team with six multi-hit games and second on the squad with three multi-RBI games.
- Hitting .438 (7-for-16) on current hitting streak with three multi-hit games, three runs scored, and four RBI, plus three walks.



NOTABLES AT THE DISH

BUTTERED UP, ON A ROLL

- Two players had hitting streaks of at least 13 games in 2016, the season-long of 15 was done twice by Alex Lewis. The senior ended his junior season with his second 15-game streak in tact, pushing the streak to 16 before it was snapped in the second game of the series at Elon (2/18).

TWO'S COMPANY

- In last Saturday's doubleheader against UAlbany, a pair of Lancers had big days at the plate, with Justin Mitchell hitting a pair of home runs in game one and Alex Lewis hitting a pair of triples in game two.
- The two home runs for Mitchell were the first two in his Longwood career. The junior college transfer had Longwood's first two-homer game since Lewis hit a pair of bombs against Morehead State March 9, 2016.
- Lewis picked up his first two career triples in the two-triple game.

RETURN OF THE MAC

- After missing last season with injury, junior catcher Mac McCafferty is hitting .429 (6-for-14) in eight games, including a team best .571 (4-for-7) off the bench.

KING LEWIS

- Senior designated hitter Alex Lewis is having another solid season at the plate, hitting .291 on the year, riding a four-game hitting streak and has picked up an RBI in each of the last five games.
- Lewis leads the team with seven extra-base hits and is ninth in the Big South with 27 total bases entering the weekend.

RALLY RALLY!

- Longwood has had huge rallies during the course of the season with 23 multi-run innings.
- In the series against UAlbany Longwood had four multi-run innings, including a seven-run second in game two (2/25), the most runs in a single inning this season.

THE WIZARD OF OS

- Junior shortstop Michael Osinski is off to a red-hot start to his season. Osinski paces the conference with 20 hits, leads the Big South with 17 RBI, and leads the league with 31 total bases this season.
- Osinski has seven multi-hit games to his credit this season, including a career-high four hits in a 4-for-5 day at Richmond (2/22).
- Osinski set a career high with five RBI and hit his first grand slam at Elon (2/19), a game-winning shot in the top of the ninth inning of Longwood's 9-5 win.

SWING IT SHULL

- Junior outfielder Ryan Shull is starting to heat up at the plate with back-to-back multi-hit games, going 4-for-8 in the two midweek games.
- Shull has climbed his batting average up to .297 from .133 with hits in six of the last eight games played, hitting .409 (9-for-22) with three two-hit games during that stretch.
- Shull, who has hit out of the nine-spot in all 12 games played, has been a pseudo lead-off man with a .395 OBP.

TEAM GAME HIGHS

Season Game Highs for Longwood (as of Mar 08, 2017)
(All games)

TEAM GAME HIGHS**Batting**

At bats:	41	-	at Savannah State (Mar 05, 2017)
	41	-	at USC Upstate (Mar 07, 2017)
Runs scored:	15	-	at Savannah State (Mar 05, 2017)
Hits:	14	-	at Savannah State (Mar 05, 2017)
	14	-	at USC Upstate (Mar 07, 2017)
RBIs:	14	-	at Savannah State (Mar 05, 2017)
Doubles:	3	-	vs Albany (Feb 25, 2017)
	3	-	vs George Mason (Mar 01, 2017)
	3	-	at Wofford (Mar 08, 2017)
Triples:	3	-	vs Albany (Feb 25, 2017)
Home runs:	2	-	at Elon (Feb 19, 2017)
	2	-	vs Albany (Feb 25, 2017)
Total bases:	20	-	vs Albany (Feb 25, 2017)
	20	-	at Savannah State (Mar 05, 2017)
Walks:	7	-	vs Albany (Feb 26, 2017)
	7	-	at Savannah State (Mar 03, 2017)
Strikeouts:	13	-	at Elon (Feb 17, 2017)
Sac hits:	2	-	at Savannah State (Mar 05, 2017)
Sac flies:	2	-	vs Albany (Feb 26, 2017)
Stolen bases:	8	-	at Savannah State (Mar 03, 2017)
Hit by pitch:	4	-	vs Albany (Feb 25, 2017)
Caught stealing:	2	-	vs George Mason (Mar 01, 2017)
Runners LOB:	13	-	vs Albany (Feb 25, 2017)
Hit into DP:	1	-	(4 times)

Fielding

Putouts:	27	-	(8 times)
Assists:	13	-	vs Albany (Feb 25, 2017)
Errors:	6	-	vs Albany (Feb 26, 2017)
Passed balls:	2	-	at Elon (Feb 17, 2017)
DPs turned:	1	-	(4 times)

Pitching

Innings pitched:	9.0	-	(9 times)
Runs allowed:	13	-	vs Albany (Feb 26, 2017)
	13	-	at Savannah State (Mar 05, 2017)
Earned runs:	13	-	at Savannah State (Mar 05, 2017)
Walks allowed:	8	-	at Richmond (Feb 22, 2017)
Strikeouts:	14	-	at Elon (Feb 17, 2017)
	14	-	vs Albany (Feb 26, 2017)
	14	-	at Savannah State (Mar 03, 2017)
Hits allowed:	22	-	at Savannah State (Mar 05, 2017)
Doubles allowed:	6	-	at Elon (Feb 18, 2017)
Triples allowed:	1	-	(4 times)
Homers allowed:	1	-	(7 times)
Wild pitches:	4	-	at Wofford (Mar 08, 2017)
Hit batters:	4	-	at Elon (Feb 17, 2017)
	4	-	at Richmond (Feb 22, 2017)

ON THE HILL

THE ROTATION

FRIDAY

13 Devin Gould | 0-1 | 5.73 ERA | 11.0 IP | 8 SO

Senior | RHP | 6-3 | 185 | Fairfax Station, Va.

- Converted bullpen arm worked as a closer the past two seasons, moved into the starting rotation for senior season.
- Struck out five batters and allowed five runs, three earned, in 3.2 innings of work at Elon (2/18).
- Allowed six runs, three earned, in 4.2 innings of work against UAlbany (2/25).



SATURDAY (GAME 1)

26 Cody Wager | 1-2 | 9.26 ERA | 11.2 IP | 15 SO

Senior | RHP | 6-0 | 175 | West Palm Beach, Fla.

- Made best start of the season at Savannah State (3/4), tossing 5.1 innings of three-run ball with a season high five strikeouts and two walks issued.
- Pitched a quality start in lone start of 2016. Tossed 6.0 innings of two-run ball at VMI as junior.
- Started the season opener at Elon. Took the loss after allowing six runs, three earned, in 3.1 innings. Struck out five batters with just one walk issued.



SATURDAY (GAME 2)

29 Tyler Wirsu | 0-1 | 12.00 ERA | 12.0 IP | 14 SO

Senior | RHP | 6-3 | 230 | Apopka, Fla.

- Allowed seven runs in a season-high 4.2 innings with a season-best six strikeouts at Savannah State (3/5).
- Made 15 appearances, seven starts, in 2016. Held opponents to a .192 batting average in 41.0 innings of work.
- Received no decision in Longwood's win at Elon (2/19). Pitched 3.0 innings and allowed four runs on five hits with a pair of walks and had three strikeouts.



Bullpen by the Numbers

Appearances

39

Decisions

3-2

Saves/Opportunities

2/3

Batting Average Against

.266

Inherited Runners/Scored

49/24

Relief ERA

4.55

Innings Pitched

63.1

Strikeouts

70

Walks

42

Hits Allowed

64

Total Runs Allowed

42

Earned Runs Allowed

32

Home Runs Allowed

2

THE BULLPEN

Bullpen Roles

Long Relief

Jon Peterson
John Gregory
Tyler Morgan
Andrew Corbitt
Travis Riley
Eric Harp
Zach Potojecki

Middle Relief

Luke Simpson
Mitchell Kuebbing

Setup

Michael Catlin

Closer

Cody Boydston

LEFT

John Gregory
Jon Peterson
Steven Farkas
Michael Catlin

RIGHT

Tyler Morgan
Andrew Corbitt
Mitchell Kuebbing
Travis Riley
Eric Harp
Luke Simpson
Cody Boydston
Zach Potojecki

Bullpen Stats

(All games Sorted by Earned run avg)

Player	era	w-l	app	gs	cg	sho	sv	ip	h	r	er	bb	so	2b	3b	hr	b/avg	wp	hp	bk	sfa	sha
MORGAN, Tyler	0.00	0-0	3	0	0	0/0	1	7.1	7	0	0	2	10	1	0	0	.259	1	0	0	0	0
POTOJECKI, Zach	0.00	0-0	2	0	0	0/0	0	6.0	2	0	0	1	9	1	0	0	.100	0	0	0	0	0
WIRSU, Tyler	0.00	0-0	1	0	0	0/0	0	2.0	0	0	0	2	1	0	0	0	.000	0	1	0	0	0
CATLIN, Michael	1.10	1-1	5	0	0	0/0	0	16.1	8	2	2	9	18	0	0	0	.151	3	0	2	0	2
GOULD, Devin	3.38	0-0	2	0	0	0/0	0	2.2	3	1	1	0	2	1	0	0	.300	0	0	0	0	0
PETERSON, Jon	5.68	0-0	3	0	0	0/0	0	6.1	10	5	4	3	6	2	0	1	.370	0	1	0	1	1
SIMPSON, Luke	7.56	0-0	6	0	0	0/0	0	8.1	10	7	7	9	5	4	2	0	.313	0	0	0	1	1
BOYDSTUN, Cody	8.10	2-1	5	0	0	0/0	0	6.2	12	11	6	4	9	1	0	0	.343	3	2	0	0	0
WAGER, Cody	9.00	0-0	1	0	0	0/0	0	1.0	1	1	1	0	3	0	0	1	.250	0	0	0	0	0
HARP, Eric	10.80	0-0	5	0	0	0/0	0	3.1	6	7	4	6	2	2	0	0	.400	1	0	0	0	0
RILEY, Travis	13.50	0-0	2	0	0	0/0	0	2.0	1	3	3	2	2	0	0	0	.167	0	2	0	0	1
GREGORY, John	27.00	0-0	4	0	0	0/0	1	1.1	4	5	4	4	3	0	0	0	.500	0	1	0	0	0
Totals	4.55	3-2	14	0	0	0/0	2	63.1	64	42	32	42	70	12	2	2	.266	8	7	2	2	5
Opponents	5.43	5-2	14	0	0	1/0	1	59.2	66	46	36	31	65	15	4	5	.277	9	8	1	2	4

Who's Hot



17 Tyler Morgan

Fr. | RHP | 5-11 | 175 | Ashland, Va.

- Has made three appearances out of the bullpen, racking up 10 strikeouts with two walks and seven hits allowed in 7.1 innings. Has not allowed a run out of the bullpen.
- Picked up first career save at Savannah State (3/4) by tossing 2.0 scoreless innings with two hits allowed and tied career high with four strikeouts.
- Has made two midweek starts. Pitched 5.2 innings at Wofford with five runs allowed, three earned, and four strikeouts to one walk. Between two starts has allowed seven runs, three earned in 8.1 innings.

GAME RESULTS

2017 Longwood Baseball
Game Results for Longwood (as of Mar 08, 2017)
(All games)

Date	Opponent	Score	Inns	Overall	Big South	Pitcher of record	Attend	Time
Feb 17, 2017	at Elon	L 5-10	9	0-1-0	0-0-0	WAGER, C. (L 0-1)	489	3:51
Feb 18, 2017	at Elon	L 0-7	9	0-2-0	0-0-0	GOULD, D. (L 0-1)	398	2:42
Feb 19, 2017	at Elon	w 9-5	9	1-2-0	0-0-0	BOYDSTUN, C. (W 1-0)	501	3:15
Feb 21, 2017	JAMES MADISON	L 3-4	9	1-3-0	0-0-0	RILEY, T. (L 0-1)	312	3:23
Feb 22, 2017	at Richmond	L 7-11	9	1-4-0	0-0-0	POTOJECKI, Z (L 0-1)	210	2:07
Feb 25, 2017	ALBANY-1	L 3-11	9	1-5-0	0-0-0	WAGER, C. (L 0-2)	184	3:11
Feb 25, 2017	ALBANY-2	w 11-6	9	2-5-0	0-0-0	CATLIN, M. (W 1-0)	213	3:00
Feb 26, 2017	ALBANY	L 6-13	9	2-6-0	0-0-0	WIRSU, T. (L 0-1)	194	3:15
Mar 01, 2017	GEORGE MASON	L 5-6	9	2-7-0	0-0-0	BOYDSTUN, C. (L 1-1)	112	3:02
Mar 03, 2017	at Savannah State	w 5-4	9	3-7-0	0-0-0	POTOJECKI, Z (W 1-1)	110	3hr5
Mar 04, 2017	at Savannah State	w 7-3	9	4-7-0	0-0-0	WAGER, C. (W 1-2)	125	3:02
Mar 05, 2017	at Savannah State	w 15-13	9	5-7-0	0-0-0	BOYDSTUN, C. (W 2-1)	135	4:05
Mar 07, 2017	at USC Upstate	L 5-10	9	5-8-0	0-0-0	RILEY, T. (L 0-2)	51	3:09
Mar 08, 2017	at Wofford	L 5-6	9	5-9-0	0-0-0	CATLIN, M. (L 1-1)	129	3:04

() extra inning game



RYAN MAU



HEAD COACH -- 3rd season

Fourth head coach in Longwood Baseball History

14 years of collegiate coaching experience

Career Record: 59-70

Longwood Record: 59-70

Career Notes

- 2016 Lancers were the most successful group in the D-I era (since 2008) with 32 wins, a second-place Big South finish, and a school record three all-conference selections: Travis Burnette (1st), Connor Bastaich (2nd), Alex Lewis (2nd)
- Set school records in hits (540) and fielding percentage (.966); perfect 8-0 in the first game of each conference series
- 2015 Lancers set school records for strikeouts (440) and stolen bases (86) in the Division-I Era (since 2008)
- Mau coached Longwood's all-time strikeout and saves leader, Aaron Myers, in his final collegiate season
- Mau coached Kyri Washington, who was drafted in the 23rd round of the 2015 MLB draft by the Boston Red Sox
- Spent the four seasons prior to Longwood with Navy as an assistant coach and recruiting coordinator
- Led Navy to three consecutive top-100 recruiting classes according to Perfect Game
- Coached the 2014 Patriot League Pitcher of the Year in Anthony Parenti

MAU'S COACHING CAREER

Charleston Southern (2003)

Pitching and Catching Coach

Year	Overall	Conference	Postseason
2003	19-37	9-12	n/a

Marist College (2004-05)

Assistant Coach

Year	Overall	Conference	Postseason
2004	25-30	17-10	MAAC Runner-up
2005	33-20	22-5	MAAC Champ, Regional

Virginia Military Institute (2006-09)

Assistant Coach

Year	Overall	Conference	Postseason
2006	27-28	11-13	n/a
2007	34-21	10-11	n/a
2008	29-26	14-7	n/a
2009	18-35	10-15	n/a

Virginia Military Institute (2010)

Associate Head Coach

Year	Overall	Conference	Postseason
2010	33-22	13-14	n/a

United States Naval Academy (2011-14)

Associate Head Coach

Year	Overall	Conference	Postseason
2011	33-23	12-8	Patriot Champs, Regional
2012	23-29	9-11	n/a
2013	28-23	13-7	n/a
2014	23-28	9-11	n/a

LONGWOOD BASEBALL (2015-Present)

Head Coach

Year	Overall	Conference	Postseason
2015	22-34	9-15	Conference Tourn. Second Rd
2016	32-27	14-10	Conference Tourn. Semis
2017	5-9		





1

James Barry

IF | R-R | 5-10 | 185

Senior | Kingwood, Texas

- Played 22 games as a junior after transferring from Blinn College (Texas).
- Attended Blinn College for two seasons. Notable alumni include Carolina Panthers QB Cam Newton, NFL RB Khiry Robinson, and NBA player Chris “Birdman” Andersen.
- Picked up first Longwood hit on a pinch-hit single against VMI.
- Younger brother, John, is a sophomore outfielder at Hendrix College (Arkansas).

Game-By-Game

#1 BARRY, James - 5 games (All games)

Date	Opponent	Pos	AB	R	H	RBI	2B	3B	HR	BB	SB	CS	HBP	SAC	SF	GDP	K	PO	A	E	Avg
Feb 18	at Elon	ph	1	0	0	0	0	0	0	0	0	0	0	0	0	0	1	0	0	0	.000
Feb 19	at Elon	ph	1	0	0	0	0	0	0	0	0	0	0	0	0	0	0	0	0	0	.000
Feb 25	ALBANY-1	ph	1	0	0	0	0	0	0	0	0	0	0	0	0	0	1	0	0	0	.000
Feb 26	ALBANY	2b	3	0	0	0	0	0	0	0	0	0	0	0	0	0	1	0	1	0	.000
Mar 03	at Savannah State	ph	1	0	0	0	0	0	0	0	0	0	0	0	0	0	1	0	0	0	.000
Totals		Ogs	7	0	0	0	0	0	0	0	0	0	0	0	0	0	4	0	1	0	.000

On base pct. .000 • Slugging pct. .000



Career Highs (at Longwood)

AB	4 (2x)	last at Duke	5/10/16
Runs	1 (2x)	last at Norfolk State	4/27/16
Hits	1 (3x)	last at Norfolk State	4/27/16
RBI	1 (2x)	last at Presbyterian (G2)	4/30/16
2B		N/A	
3B		N/A	
HR		N/A	
BB	1 (7x)	last at Appalachian State	5/21/16
SB		N/A	
CS		N/A	
HBP		N/A	
K	2	vs. Coastal Carolina	3/18/16
PO		N/A	
A	2 (2x)	last at Duke	5/10/16

Career Stats

Year	avg	gp-gs	ab	r	h	2b	3b	hr	rbi	tb	slg%	bb	hbp	so	gdp	ob%	sf	sh	sb-att	po	a	e	fld%
2014 (Blinn)	.091	6-0	11	1	1	0	0	0	0	1	.091	0	1	5	0	.167	0	0	0-0	0	0	0	N/A
2015 (Blinn)	.214	9-0	14	1	3	0	0	0	1	3	.214	3	0	8	0	.353	0	0	0-0	1	1	0	1.000
2016	.111	22-4	27	2	3	0	0	0	2	3	.111	7	0	8	0	.294	0	1	0-0	0	4	0	1.000
2017	.000	5-0	7	0	0	0	0	0	0	0	.000	0	0	4	0	.000	0	0	0-0	0	1	0	1.000
Total	.088	27-4	34	2	3	0	0	0	2	3	.088	7	0	12	0	.244	0	1	0-0	0	5	0	1.000



2

Brandon Harvell

3B | R-R | 6-1 | 170

Senior | Yorktown, Va.

- Starting third baseman with great glove skills and ability to play multiple positions.
- Collected career-high 4 hits, including a game-tying RBI single in the bottom of the 9th and a walk-off single in the 10th vs. Radford 3/24/16.
- Father, John, is in 17th season as the head baseball coach at Christopher Newport University. Father also played baseball and basketball at CNU.

Game-By-Game

#2 HARVELL, Brandon - 14 games (All games)

Date	Opponent	Pos	AB	R	H	RBI	2B	3B	HR	BB	SB	CS	HBP	SAC	SF	GDP	K	PO	A	E	Avg
Feb 17	at Elon	*3b	4	2	1	0	0	0	0	1	0	0	0	0	0	0	2	0	1	0	.250
Feb 18	at Elon	*3b	3	0	0	0	0	0	0	0	0	0	0	0	0	0	0	1	1	0	.143
Feb 19	at Elon	*3b	4	1	0	0	0	0	0	0	0	0	0	1	0	0	1	1	2	0	.091
Feb 21	JAMES MADISON	*3b	4	0	0	0	0	0	0	0	0	0	0	0	1	0	0	0	1	2	.067
Feb 22	at Richmond	*3b	4	0	0	0	0	0	0	0	0	0	0	0	0	0	1	1	3	0	.053
Feb 25	ALBANY-1	*3b	4	0	2	0	0	0	0	0	0	0	0	0	0	0	1	0	4	0	.130
Feb 25	ALBANY-2	*3b	4	0	0	0	0	0	0	0	0	0	0	0	0	0	1	0	1	1	.111
Feb 26	ALBANY	*3b	0	0	0	0	0	0	0	1	0	0	0	0	0	0	0	0	0	1	.111
Mar 01	GEORGE MASON	*3b	3	1	3	1	0	1	0	1	1	1	0	0	0	0	0	2	2	0	.200
Mar 03	at Savannah State	*3b	4	1	1	0	0	0	0	0	0	0	0	1	0	0	1	0	0	0	.206
Mar 04	at Savannah State	*2b	4	1	1	0	0	0	0	0	0	0	0	0	0	0	0	5	0	0	.211
Mar 05	at Savannah State	*3b	4	1	1	1	0	0	0	1	0	0	0	0	0	0	0	1	3	0	.214
Mar 07	at USC Upstate	*3b/2b	5	0	1	0	0	0	0	0	0	0	0	0	0	0	0	1	2	0	.213
Mar 08	at Wofford	*2b	5	0	0	0	0	0	0	0	0	0	0	0	0	0	2	0	2	0	.192
Totals			14gs	52	7	10	2	0	1	4	1	1	2	1	0	0	9	13	23	2	.192

On base pct. .276 • Slugging pct. .231



Career Highs

AB	5 (13x)	last at Wofford	3/8/17
Runs	3	vs. Savannah State	4/15/16
Hits	4	vs. Radford	3/24/16
RBI	2 (8x)	last vs. High Point	5/26/16
2B	1 (12x)	last vs. Winthrop	5/24/16
3B	1 (2x)	last vs. George Mason	3/1/17
HR	1 (2x)	last vs. UNC Asheville	5/7/16
BB	4	at Georgia	3/7/15
SB	4	vs. William & Mary	4/8/15
CS	1 (9x)	last vs. George Mason	3/1/17
HBP	1 (11x)	last at Savannah State	3/3/17
K	4	at N.C. Central	3/5/14
PO	6	at Radford	3/31/14
A	6 (3x)	last vs. Wagner	2/26/16

Career Stats

Year	avg	gp-gs	ab	r	h	2b	3b	hr	rbi	tb	slg%	bb	hbp	so	gdp	ob%	sf	sh	sb-att	po	a	e	fld%
2014	.204	47-42	137	19	28	2	1	1	10	35	.255	14	1	48	2	.283	0	10	7-9	78	50	12	.914
2015	.247	51-50	178	22	44	1	0	0	14	45	.253	18	3	49	3	.323	2	5	8-11	32	83	14	.891
2016	.234	59-58	201	30	47	9	0	1	22	59	.294	21	5	46	3	.320	1	3	15-18	61	121	9	.953
2017	.192	14-14	52	7	10	0	1	0	2	12	.231	4	2	9	0	.276	0	1	1-2	13	23	2	.947
Total	.227	171-164	568	78	129	12	2	2	48	151	.266	57	11	152	8	.308	3	19	31-40	184	277	37	.926



3

Alex Lewis

3B/DH | R-R | 6-0 | 185

Senior | Burke, Va.

- Named to the preseason All-Big South team by Perfect Game and conference's fifth best prospect.
- Selected to Big South All-Conference Second Team and Big South Championship All-Tournament Team. Named first team all region (ABCA East) and first team all-state (VaSID). Set school single season record with 86 hits.
- Ended 2016 season on 15-game hitting streak. Streak reached 16 before it was broken up at Elon.

Game-By-Game

#3 LEWIS, Alex - 14 games (All games)

Date	Opponent	Pos	AB	R	H	RBI	2B	3B	HR	BB	SB	CS	HBP	SAC	SF	GDP	K	PO	A	E	Avg
Feb 17	at Elon	*dh	4	0	1	0	0	0	0	0	0	0	0	0	0	0	0	0	0	0	.250
Feb 18	at Elon	*dh	3	0	0	0	0	0	0	0	0	0	0	0	0	0	0	0	0	0	.143
Feb 19	at Elon	*1b	3	1	1	1	1	0	0	0	0	0	0	0	0	0	0	7	0	0	.200
Feb 21	JAMES MADISON	*dh	4	1	2	1	1	0	0	0	0	0	0	0	0	0	0	0	0	0	.286
Feb 22	at Richmond	*1b	3	0	0	0	0	0	0	0	0	0	0	0	0	0	0	7	0	0	.235
Feb 25	ALBANY-1	*dh	5	0	1	0	0	0	0	0	0	0	0	0	0	0	0	0	0	0	.227
Feb 25	ALBANY-2	*dh	3	2	3	1	0	2	0	2	0	0	0	0	0	0	0	0	0	0	.320
Feb 26	ALBANY	*dh	3	1	2	2	1	0	0	0	0	0	0	0	0	0	0	0	0	0	.357
Mar 01	GEORGE MASON	*dh	5	0	1	0	0	0	0	0	0	0	0	0	0	0	1	0	0	0	.333
Mar 03	at Savannah State	*1b	2	0	0	1	0	0	0	3	1	0	0	0	0	0	0	6	0	0	.314
Mar 04	at Savannah State	*3b	4	1	1	2	0	0	1	0	0	0	0	0	0	0	1	0	3	0	.308
Mar 05	at Savannah State	*1b	6	2	1	1	1	0	0	0	0	0	0	0	0	0	0	11	0	0	.289
Mar 07	at USC Upstate	*dh	5	0	1	1	0	0	0	0	0	0	0	0	0	0	2	0	0	0	.280
Mar 08	at Wofford	*3b	5	1	2	1	1	0	0	0	0	0	0	0	0	0	1	0	2	0	.291
Totals		14gs	55	9	16	11	4	2	1	8	2	0	0	0	0	0	5	31	5	0	.291

On base pct. .381 • Slugging pct. .491

Career Highs

AB	6 (3x)	last at Savannah State	3/5/17
Runs	3	vs. High Point	5/26/16
Hits	4 (2x)	last vs. High Point	5/26/16
RBI	4	at Morehead State	3/9/16
2B	2 (6x)	last vs. High Point	5/26/16
3B	2	vs. UAlbany (gm 2)	2/25/17
HR	2	at Morehead State	3/9/16
BB	3	at Savannah State	3/3/17
SB	1 (9x)	last at Savannah State	3/5/17
CS	1 (2x)	last vs. Ohio	2/21/15
HBP	1 (5x)	last at Appalachian State	5/21/16
K	3 (3x)	at NC State (gm 1)	5/2/15
PO	11	at Savannah State	3/5/17
A	5	at High Point	4/8/16

Career Stats

Year	avg	gp-gs	ab	r	h	2b	3b	hr	rbi	tb	slg%	bb	hbp	so	gdp	ob%	sf	sh	sb-att	po	a	e	fld%
2014	.250	49-40	160	20	40	5	0	0	21	45	.281	10	0	17	10	.292	1	2	2-3	21	62	10	.892
2015	.196	47-38	143	12	28	10	0	2	12	44	.308	11	1	33	5	.256	1	4	0-1	14	27	10	.804
2016	.369	57-57	233	35	86	22	0	5	45	123	.528	13	4	31	9	.409	2	1	5-5	6	16	2	.917
2017	.291	14-14	55	9	16	4	2	1	11	27	.491	8	0	5	0	.381	0	0	2-2	31	5	0	1.000
Total	.288	167-149	591	76	170	41	2	8	89	239	.404	42	5	86	24	.338	4	7	9-11	72	110	22	.892



4

Joey Mendez

C | R-R | 6-0 | 195

Freshman | Leesburg, Va.

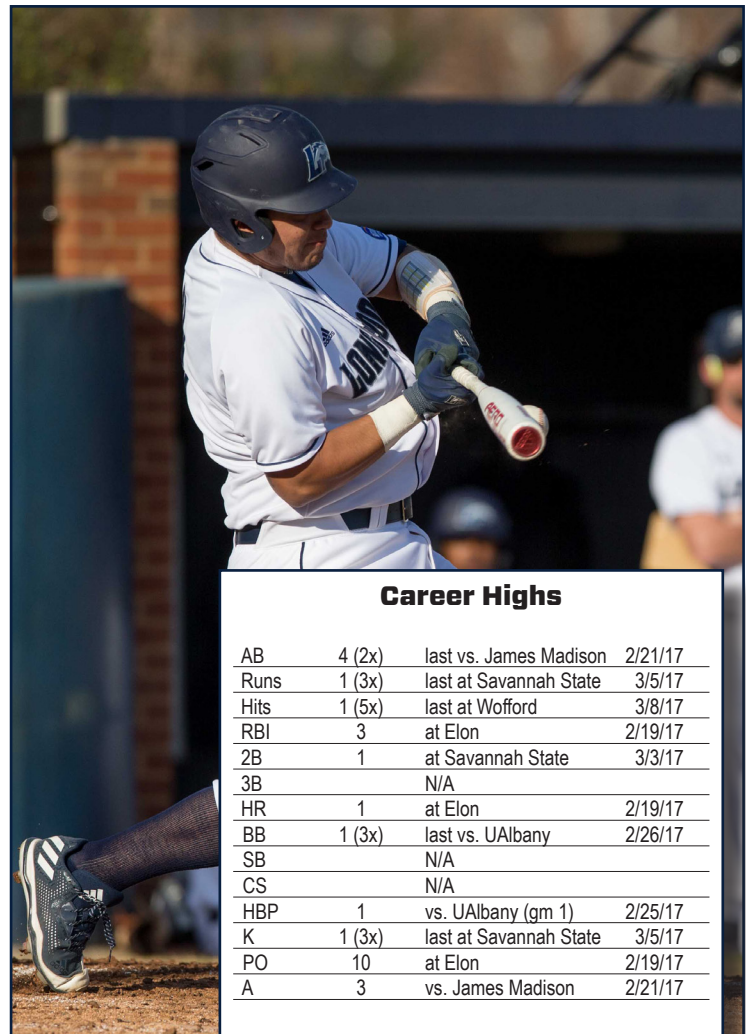
- Freshman catcher looks to compete for playing time. Physical athlete with a strong arm behind the plate and a power swing at the plate.
- Entered 2016 as the third-ranked catcher in Virginia by Perfect Game.
- Team won the Maryland State Private School Championship and NACA D-I National Championship in senior year.
- Played travel ball with the Evo-Shield Seminoles alongside Travis Riley.

Game-By-Game

#4 MENDEZ, Joey - 11 games (All games)

Date	Opponent	Pos	AB	R	H	RBI	2B	3B	HR	BB	SB	CS	HBP	SAC	SF	GDP	K	PO	A	E	Avg
Feb 17	at Elon	*c	2	0	0	0	0	0	0	0	0	0	0	0	0	0	1	7	0	0	.000
Feb 18	at Elon	*c	2	0	0	0	0	0	0	0	0	0	0	0	0	0	0	8	1	1	.000
Feb 19	at Elon	*c	4	1	1	3	0	0	1	1	0	0	0	0	0	0	0	10	1	0	.125
Feb 21	JAMES MADISON	*c	4	0	0	0	0	0	0	0	0	0	0	0	0	0	1	8	3	1	.083
Feb 22	at Richmond	*c	3	1	0	0	0	0	0	1	0	0	0	0	0	0	0	5	1	1	.067
Feb 25	ALBANY-1	*c	2	0	0	1	0	0	0	0	0	0	1	0	0	0	0	4	1	0	.059
Feb 26	ALBANY	c	2	0	1	2	0	0	0	0	0	0	0	0	0	0	0	9	0	0	.105
Mar 03	at Savannah State	ph	1	0	1	1	1	0	0	0	0	0	0	0	0	0	0	0	0	0	.150
Mar 05	at Savannah State	*dh	2	1	1	0	0	0	0	1	0	0	0	0	0	0	1	0	0	0	.182
Mar 07	at USC Upstate	c	1	0	0	0	0	0	0	0	0	0	0	0	0	0	0	0	0	0	.174
Mar 08	at Wofford	c	2	0	1	0	0	0	0	0	0	0	0	0	0	0	0	1	0	0	.200
Totals		6gs	25	3	5	7	1	0	1	4	0	0	1	0	0	0	3	52	7	3	.200

On base pct. .333 • Slugging pct. .360



Career Highs

AB	4 (2x)	last vs. James Madison	2/21/17
Runs	1 (3x)	last at Savannah State	3/5/17
Hits	1 (5x)	last at Wofford	3/8/17
RBI	3	at Elon	2/19/17
2B	1	at Savannah State	3/3/17
3B		N/A	
HR	1	at Elon	2/19/17
BB	1 (3x)	last vs. UAlbany	2/26/17
SB		N/A	
CS		N/A	
HBP	1	vs. UAlbany (gm 1)	2/25/17
K	1 (3x)	last at Savannah State	3/5/17
PO	10	at Elon	2/19/17
A	3	vs. James Madison	2/21/17

Career Stats

Year	avg	gp-gs	ab	r	h	2b	3b	hr	rbi	tb	slg%	bb	hbp	so	gdp	ob%	sf	sh	sb-att	csb	a e/pb	fld%
2017	.200	11-6	25	3	5	1	0	1	7	9	.360	4	1	3	0	.333	0	0	0-0	4	7 3/3	.952
Total	.200	11-6	25	3	5	1	0	1	7	9	.360	4	1	3	0	.333	0	0	0-0	4	7 3/3	.952



5

Eric Crain

OF | L-R | 6-2 | 180

Junior | Richmond, Va.

- Junior outfielder transfers from Morehead State University (Ky.) and will sit out the 2017 season due to NCAA transfer rules.
- Lettered in baseball and football at Deep Run High School. Ranked the seventh outfielder and 34th overall prospect in Virginia's class of 2014, according to Perfect Game.

Game-By-Game

Career Highs (at Longwood)

AB	N/A
Runs	N/A
Hits	N/A
RBI	N/A
2B	N/A
3B	N/A
HR	N/A
BB	N/A
SB	N/A
CS	N/A
HBP	N/A
K	N/A
PO	N/A
A	N/A

Career Stats

Year	avg	gp-gs	ab	r	h	2b	3b	hr	rbi	tb	slg%	bb	hbp	so	gdp	ob%	sf	sh	sb-att	po	a	e	fld%
2015	.200	17-4	30	3	6	2	1	0	4	10	.333	1	0	12	0	.219	1	0	0	3	0	0	1.000
2016	.250	6-0	8	1	2	0	0	0	1	2	.250	0	0	1	1	.250	0	0	0	0	0	0	.000
2017	----(WILL SIT OUT THE SEASON DUE TO NCAA TRANSFER RULES)----																						
Total	.211	23-4	38	4	8	2	1	0	5	12	.316	1	0	13	1	.225	1	0	0	3	0	0	1.000



6

Sammy Miller

OF | R-R | 5-11 | 176
Junior | Shrewsbury, Pa.

- Started games in left field (26), center field (28), at second base (1), and at catcher (3) in 2016. Became the lead-off hitter early in the season.
- Reached six times against Savannah St., most for a Lancer in one game.
- Holds high school record for hits, doubles, triples, RBI, stolen bases.
- Grandson of William & Mary Hall of Famer Bob Hardage.

Game-By-Game

#6 MILLER, Sammy - 14 games (All games)

Date	Opponent	Pos	AB	R	H	RBI	2B	3B	HR	BB	SB	CS	HBP	SAC	SF	GDP	K	PO	A	E	Avg
Feb 17	at Elon	*of	5	0	0	0	0	0	0	0	0	0	0	0	0	0	2	2	0	0	.000
Feb 18	at Elon	*of	3	0	0	0	0	0	0	0	0	0	0	0	0	0	3	3	0	0	.000
Feb 19	at Elon	*of	5	2	3	0	1	0	0	0	0	0	0	0	0	0	1	1	0	0	.231
Feb 21	JAMES MADISON	*of	3	0	0	0	0	0	0	1	0	1	1	0	0	0	1	5	0	0	.188
Feb 22	at Richmond	*of	4	1	0	1	0	0	0	1	0	0	0	0	0	0	2	2	0	0	.150
Feb 25	ALBANY-1	*of	4	0	0	0	0	0	0	0	1	0	0	1	0	0	0	3	0	0	.125
Feb 25	ALBANY-2	*of	4	1	1	2	0	0	0	0	1	0	0	1	0	0	2	4	0	0	.143
Feb 26	ALBANY	*of	5	1	1	0	0	0	0	0	0	0	0	0	0	0	1	1	0	0	.152
Mar 01	GEORGE MASON	*of	5	1	3	1	2	0	0	0	0	0	0	0	0	0	1	0	0	0	.211
Mar 03	at Savannah State	*of	4	2	2	0	0	0	0	1	1	0	0	0	0	0	0	1	0	0	.238
Mar 04	at Savannah State	*of	4	0	1	1	0	0	0	0	0	0	0	1	0	0	1	0	0	0	.239
Mar 05	at Savannah State	*of	6	1	3	2	0	1	0	0	1	0	0	0	0	0	0	2	0	0	.269
Mar 07	at USC Upstate	*of	5	2	2	1	1	0	0	0	1	0	0	0	0	0	1	4	0	0	.281
Mar 08	at Wofford	*of	3	1	0	1	0	0	0	1	0	0	1	0	0	0	1	3	0	0	.267
Totals			14gs	60	12	16	9	4	1	0	4	5	1	2	3	0	16	31	0	0	.267

On base pct. .333 • Slugging pct. .367



Career Highs

AB	6	at Savannah State	3/5/17
Runs	3 (3x)	last at Winthrop	5/13/16
Hits	4	vs. Fairleigh Dickinson	3/5/16
RBI	4	vs. High Point	5/26/16
2B	2	vs. George Mason	3/1/17
3B	1 (3x)	last at Savannah State	3/5/17
HR	Never		
BB	4	vs. Fairleigh Dickinson	3/5/16
SB	2 (4x)	last vs. Norfolk State	3/29/16
CS	1 (5x)	last vs. James Madison	2/21/17
HBP	2 (3x)	last vs. Savannah State	4/16/16
K	3 (3x)	last at Elon	2/18/17
PO	8	vs. Hofstra	3/12/16
A	4	vs. Wagner	2/28/16

Career Stats

Year	avg	gp-gs	ab	r	h	2b	3b	hr	rbi	tb	slg%	bb	hbp	so	gdp	ob%	sf	sh	sb-att	po	a	e	fld%
2015	.167	28-7	30	5	5	0	1	0	3	7	.233	6	0	10	0	.306	0	1	3-4	15	4	0	1.000
2016	.260	59-58	219	48	57	10	1	0	21	69	.315	40	8	40	3	.390	2	2	19-23	139	13	6	.962
2017	.267	14-14	60	12	16	4	1	0	9	22	.367	4	2	16	0	.333	0	3	5-6	31	0	0	1.000
Total	.252	101-79	309	65	78	14	3	0	33	98	.317	50	10	66	3	.372	2	6	27-33	185	17	6	.971



7

Michael Osinski

SS | R-R | 6-2 | 185

Junior | Vestal, N.Y.

- Hit the game-winning grand slam in the top of the ninth inning at Elon 2/19 and had a career high five RBI in the win.
- Big South All-Tournament team after hitting .389 (7-for-18) with two doubles, six RBI, and six runs scored.
- Raised average 60 points over final month (21 games) by hitting .407 (35-for-86).

Game-By-Game

#7 OSINSKI, Michael - 14 games (All games)

Date	Opponent	Pos	AB	R	H	RBI	2B	3B	HR	BB	SB	CS	HBP	SAC	SF	GDP	K	PO	A	E	Avg
Feb 17	at Elon	*ss	4	2	2	0	0	0	0	1	0	0	0	0	0	0	0	1	2	0	.500
Feb 18	at Elon	*ss	3	0	0	0	0	0	0	0	0	0	0	0	0	0	0	0	4	1	.286
Feb 19	at Elon	*ss	4	3	2	5	0	0	1	1	0	0	0	0	0	0	0	3	2	0	.364
Feb 21	JAMES MADISON	*ss	4	1	1	0	0	0	0	1	0	0	0	0	0	0	0	1	0	0	.333
Feb 22	at Richmond	*ss	5	2	4	3	1	0	1	0	0	0	0	0	0	0	0	4	1	0	.450
Feb 25	ALBANY-1	*ss	4	0	0	0	0	0	0	1	0	0	0	0	0	0	0	2	3	1	.375
Feb 25	ALBANY-2	*ss	5	1	2	3	1	0	0	0	0	0	0	0	0	0	0	2	7	0	.379
Feb 26	ALBANY	*ss	2	0	0	1	0	0	0	0	0	0	0	0	1	0	2	1	1	1	.355
Mar 01	GEORGE MASON	*ss	4	0	1	0	0	0	0	0	0	0	0	0	0	0	0	1	1	0	.343
Mar 03	at Savannah State	*ss	5	1	2	2	0	0	0	2	0	0	0	0	0	0	0	2	1	1	.350
Mar 04	at Savannah State	*ss	5	1	2	1	0	1	0	0	0	0	0	0	0	0	0	1	3	1	.356
Mar 05	at Savannah State	*ss	6	1	1	0	0	0	0	0	0	0	0	0	0	0	1	1	2	0	.333
Mar 07	at USC Upstate	*ss	4	1	1	0	0	0	0	1	0	0	0	0	0	0	0	1	1	2	.327
Mar 08	at Wofford	*ss	4	0	2	2	1	0	0	0	0	0	1	0	0	0	0	1	3	2	.339
Totals			14gs	59	13	20	17	3	1	2	5	3	0	1	0	1	8	20	32	6	.339

On base pct. .394 • Slugging pct. .525

Career Highs

AB	6 (3x)	last at Savannah State	3/5/17
Runs	4	vs. High Point	5/26/16
Hits	4 (3x)	at Richmond	2/22/17
RBI	5	at Elon	2/19/17
2B	2 (3x)	last vs. High Point	5/26/16
3B	1 (2x)	last at Savannah State	3/4/17
HR	1 (6x)	last at Richmond	2/22/17
BB	2 (6x)	last at Norfolk State	4/26/16
SB	2 (2x)	at Savannah State	3/3/17
CS	1 (2x)	last vs. N. Carolina A&T	4/11/15
HBP	1 (6x)	last at Wofford	3/8/17
K	3 (2x)	last at East Carolina	2/19/16
PO	5 (3x)	last vs. Norfolk State	3/29/16
A	7 (2x)	last vs. UAlbany (gm 2)	2/25/17

Career Stats

Year	avg	gp-gs	ab	r	h	2b	3b	hr	rbi	tb	slg%	bb	hbp	so	gdp	ob%	sf	sh	sb-att	po	a	e	fld%
2015	.278	53-51	187	22	52	7	1	3	34	70	.374	18	3	40	5	.351	0	3	5-7	85	111	14	.933
2016	.305	59-59	233	38	71	17	0	1	35	91	.391	25	2	37	2	.374	2	3	8-9	107	126	23	.910
2017	.339	14-14	59	13	20	3	1	2	17	31	.525	5	1	8	0	.394	1	0	3-3	20	32	6	.897
Total	.299	126-124	479	73	143	27	2	6	86	192	.401	48	6	85	7	.368	3	6	16-19	212	269	43	.918



8

Scott Carter

OF | R-R | 6-0 | 180
Freshman | Rockville, Va.

- Quick outfielder who is looking to make an impact as a true freshman.
- Four-year letter winner at Goochland High School. Selected first team VHSCA Group 2A all-state as a senior.
- Team captain on a team that made it to the state championship final. Hit .313 as a senior with 24 RBI.
- All-conference wide receiver and second team all-state punt returner on football team.

Game-By-Game

#8 CARTER, Scott - 7 games (All games)

Date	Opponent	Pos	AB	R	H	RBI	2B	3B	HR	BB	SB	CS	HBP	SAC	SF	GDP	K	PO	A	E	Avg
Feb 19	at Elon	pr	0	0	0	0	0	0	0	0	0	0	0	0	0	0	0	0	0	0	.000
Feb 22	at Richmond	of	1	0	0	0	0	0	0	0	0	0	0	0	0	0	1	0	0	0	.000
Feb 25	ALBANY-1	pr/of	0	0	0	0	0	0	0	0	0	0	0	0	0	0	0	1	0	0	.000
Feb 26	ALBANY	of	2	0	0	0	0	0	0	0	0	0	0	0	0	0	2	1	0	0	.000
Mar 03	at Savannah State	pr/of	0	0	0	0	0	0	0	0	1	0	0	0	0	0	0	3	0	0	.000
Mar 04	at Savannah State	pr/dh	0	0	0	0	0	0	0	0	0	0	0	0	0	0	0	0	0	0	.000
Mar 05	at Savannah State	dh	2	3	2	1	0	0	0	0	0	0	0	0	0	0	0	0	0	0	.400
Totals		Ogs	5	3	2	1	0	0	0	1	0	0	0	0	0	0	3	5	0	0	.400

On base pct. .400 • Slugging pct. .400

Career Highs

AB	2 (2x)	last at Savannah State	3/5/17
Runs	3	at Savannah State	3/5/17
Hits	2	at Savannah State	3/5/17
RBI	1	at Savannah State	3/5/17
2B		N/A	
3B		N/A	
HR		N/A	
BB		N/A	
SB	1	at Savannah State	3/3/17
CS		N/A	
HBP		N/A	
K	2	vs. UAlbany	2/26/17
PO	3	at Savannah State	3/3/17
A		N/A	

Career Stats

Year	avg	gp-gs	ab	r	h	2b	3b	hr	rbi	tb	slg%	bb	hbp	so	gdp	ob%	sf	sh	sb-att	po	a	e	fld%
2017	.400	7-0	5	3	2	0	0	0	1	2	.400	0	0	3	0	.400	0	0	1-1	5	0	0	1.000
Total	.400	7-0	5	3	2	0	0	0	1	2	.400	0	0	3	0	.400	0	0	1-1	5	0	0	1.000



9 Jawan McAllister

OF | R-R | 5-10 | 185
Junior | Philadelphia, Pa.

- Transfers to Longwood after two seasons at Pittsburgh. Will sit out the season to redshirt.
- Appeared in 20 games in two seasons at Pittsburgh.
- Was a first team All-Catholic League selection at St. Joseph's Prep School (Pa.). Also played football and ran track in high school. Was a first team all-conference performer in track.

Game-By-Game

Career Highs (at Longwood)

AB	N/A
Runs	N/A
Hits	N/A
RBI	N/A
2B	N/A
3B	N/A
HR	N/A
BB	N/A
SB	N/A
CS	N/A
HBP	N/A
K	N/A
PO	N/A
A	N/A

Career Stats

Year	avg	gp-gs	ab	r	h	2b	3b	hr	rbi	tb	slg%	bb	hbp	so	gdp	ob%	sf	sh	sb-att	po	a	e	fld%
2015	.000	10-0	4	1	0	0	0	0	0	0	.000	0	0	2	0	.000	0	0	1-2	0	0	0	.000
2016	.143	10-0	7	2	1	0	0	0	1	1	.143	1	0	1	0	.250	0	0	0-0	0	0	0	.000
2017	----(WILL SIT OUT THE SEASON DUE TO NCAA TRANSFER RULES)----																						
Total	.091	20-0	11	3	1	0	0	0	1	1	.091	1	0	3	0	.167	0	0	1-2	20	1	1	.955



10

John Gregory

LHP/1B | L-L | 6-3 | 200

Freshman | Mechanicsville, Va.

- Can make an impact as a power pitcher and as a power hitter.
- Ranked as Perfect Game's seventh left-handed pitcher in Virginia entering senior season.
- Named to the VHSL Group 4A All-State First Team at first base in senior year. Led Hanover to the state championship in senior season.
- Went 2-for-4 in championship game. High school teammate of Tyler Morgan.

Game-By-Game

#10 GREGORY, John - 4 appearances (All games)

Date	Opponent	GS	IP	H	R	ER	BB	SO	2B	3B	HR	WP	BK	HBP	IBB	Score	W-L	Sv	ERA	NP	
Feb 17	at Elon		0.2	1	1	0	1	2	0	0	0	0	0	0	1	0	5-10	0-0	0	0.00	29
Mar 03	at Savannah State		0.1	0	0	0	0	1	0	0	0	0	0	0	0	0	5-4	0-0	1	0.00	-
Mar 05	at Savannah State		0.0	1	0	0	1	0	0	0	0	0	0	0	0	0	15-13	0-0	1	0.00	-
Mar 07	at USC Upstate		0.1	2	4	4	2	0	0	0	0	0	0	0	0	0	5-10	0-0	1	27.00	20
Totals		0	1.1	4	5	4	4	3	0	0	0	0	0	0	1	0	30-37	0-0	1	27.00	-

Career Highs

IP	0.2	at Elon	2/17/17
Strikeouts	2	at Elon	2/17/17
Hits	2	at USC Upstate	3/7/17
Walks	2	at USC Upstate	3/7/17
Runs	4	at USC Upstate	3/7/17
HR	N/A		

Career Highs

AB	N/A
Runs	N/A
Hits	N/A
RBI	N/A
2B	N/A
3B	N/A
HR	N/A
BB	N/A
SB	N/A
CS	N/A
HBP	N/A
K	N/A
PO	N/A
A	N/A

Career Pitching Stats

Year	era	w-l	app	gs	cg	sho	sv	ip	h	r	er	bb	so	2b	3b	hr	bf	b/avg	wp	hbp	bk	sfa	sha
2017	27.07	0-0	4	0	0	0	1	1.1	4	5	4	4	3	0	0	0	13	.500	0	1	0	0	0
Total	27.07	0-0	4	0	0	0	1	1.1	4	5	4	4	3	0	0	0	13	.500	0	1	0	0	0

Career Batting Stats

Year	avg	gp-gs	ab	r	h	2b	3b	hr	rbi	tb	slg%	bb	hbp	so	gdp	ob%	sf	sh	sb-att	po	a	e	fld%
2017	--	--	--	--	--	--	--	--	--	--	--	--	--	--	--	--	--	--	--	--	--	--	--
Total	--	--	--	--	--	--	--	--	--	--	--	--	--	--	--	--	--	--	--	--	--	--	--



11

Nate Blakeney

IF | R-R | 6-2 | 200

Freshman | Archdale, N.C.

- Freshman middle infielder expecting to compete for starting time. Strong hitter with raw power and comfortable swing. Smooth defender in the field.
- Selected to first team all-area by the Greensboro News & Record in senior year at Wesleyan Christian Academy.
- Won the NCISAA 3A state championship in senior year. Hit a grand slam in the championship game.
- Also played basketball in high school, winning two state championships.

Game-By-Game

#11 BLAKENEY, Nate - 13 games (All games)

Date	Opponent	Pos	AB	R	H	RBI	2B	3B	HR	BB	SB	CS	HBP	SAC	SF	GDP	K	PO	A	E	Avg
Feb 17	at Elon	*2b	4	1	2	1	0	0	0	0	0	0	0	0	0	0	2	2	1	0	.500
Feb 18	at Elon	*2b	2	0	0	0	0	0	0	0	0	0	0	0	0	0	2	2	1	0	.333
Feb 19	at Elon	*2b	3	1	0	0	0	0	0	1	0	0	0	0	0	0	1	2	3	0	.222
Feb 21	JAMES MADISON	*2b	2	0	0	1	0	0	0	1	0	0	0	0	1	0	1	2	1	0	.182
Feb 22	at Richmond	*2b	2	1	0	0	0	0	0	2	0	0	0	0	0	0	1	3	4	2	.154
Feb 25	ALBANY-1	*2b	3	0	1	0	0	0	0	0	0	0	0	0	0	0	0	2	2	1	.188
Feb 25	ALBANY-2	*2b	3	2	0	0	0	0	0	0	0	0	0	1	0	0	0	1	0	0	.158
Feb 26	ALBANY	*2b	1	0	0	0	0	0	0	0	0	0	0	0	0	0	1	0	0	1	.150
Mar 01	GEORGE MASON	*2b	3	1	2	0	1	0	0	1	0	0	0	0	0	0	1	3	1	1	.217
Mar 03	at Savannah State	*2b	5	0	0	0	0	0	0	0	0	0	0	0	0	0	3	0	1	0	.179
Mar 05	at Savannah State	*2b	1	2	0	1	0	0	0	1	0	0	0	0	1	0	0	0	0	0	.172
Mar 07	at USC Upstate	*2b	3	0	2	0	0	0	0	0	1	0	0	0	0	0	1	2	1	1	.219
Mar 08	at Wofford	*dh	4	1	1	0	1	0	0	1	0	0	0	0	0	0	1	0	0	0	.222
Totals		13gs	36	9	8	3	2	0	1	7	1	0	2	1	1	0	15	22	15	6	.222

On base pct. .370 • Slugging pct. .361



Career Highs (at Longwood)

AB	5	at Savannah State	3/3/17
Runs	2 (2x)	last at Savannah State	3/5/17
Hits	2 (3x)	last at USC Upstate	3/7/17
RBI	1 (3x)	at Savannah State	3/5/17
2B	1 (2x)	last at Wofford	3/8/17
3B		N/A	
HR	1	at Elon	2/17/17
BB	2	at Richmond	2/22/17
SB	1	at USC Upstate	3/7/17
CS		N/A	
HBP	1 (2x)	last vs. UAlbany (gm 2)	2/25/17
K	3	at Savannah State	3/3/17
PO	4	last vs. UAlbany (gm 2)	2/25/17
A	4	at Richmond	2/22/17

Career Stats

Year	avg	gp-gs	ab	r	h	2b	3b	hr	rbi	tb	slg%	bb	hbp	so	gdp	ob%	sf	sh	sb-att	po	a	e	fld%
2017	.222	13-13	36	9	8	2	0	1	3	13	.361	7	2	15	0	.370	1	1	1-1	22	15	6	.860
Total	.222	13-13	36	9	8	2	0	1	3	13	.361	7	2	15	0	.370	1	1	1-1	22	15	6	.860



12

Mac McCafferty

C | R-L | 6-3 | 215

R-Junior | Stevens, Pa.

- Started at catcher in first two seasons at Longwood.
- Battled injury in sophomore and junior seasons, playing just six games and receiving a medical redshirt in junior season.
- Returns with the most starting experience among catchers, closing in on 100 starts in career.

Game-By-Game

#12 MCCAFFERTY, Mac - 8 games (All games)

Date	Opponent	Pos	AB	R	H	RBI	2B	3B	HR	BB	SB	CS	HBP	SAC	SF	GDP	K	PO	A	E	Avg
Feb 18	at Elon	ph	1	0	0	0	0	0	0	0	0	0	0	0	0	1	0	0	0	0	.000
Feb 25	ALBANY-1	ph	1	0	0	0	0	0	0	0	0	0	0	0	0	0	0	0	0	0	.000
Feb 25	ALBANY-2	ph	1	0	1	0	0	0	0	0	0	0	0	0	0	0	0	0	0	0	.333
Feb 26	ALBANY	ph/dh	2	1	1	0	0	0	0	0	0	0	0	0	0	0	0	0	0	0	.400
Mar 04	at Savannah State	*dh	4	0	1	0	0	0	0	0	0	0	0	0	0	0	0	0	0	0	.333
Mar 05	at Savannah State	c	2	1	2	2	1	0	0	0	0	0	0	0	0	0	0	3	0	0	.455
Mar 07	at USC Upstate	ph/c	0	0	0	0	0	0	0	0	0	0	1	0	0	0	0	2	0	0	.455
Mar 08	at Wofford	*c	3	0	1	0	0	0	0	0	0	0	0	0	0	0	0	4	0	0	.429
Totals		2gs	14	2	6	2	1	0	0	0	0	0	1	0	0	1	0	9	0	0	.429

On base pct. .467 • Slugging pct. .500



Career Highs

AB	5 (6x)	last at UNC Asheville	4/25/15
Runs	2 (3x)	last vs. Norfolk State	3/17/15
Hits	3 (3x)	last vs. N.C. Central	4/23/14
RBI	3	last vs. Charleston South.	3/16/14
2B	1 (4x)	last at Savannah State	3/5/17
3B		Never	
HR	1	Norfolk State	3/12/14
BB	2 (4x)	last at James Madison	2/25/15
SB		Never	
CS	1	vs. Wagner	2/28/16
HBP	1 (8x)	last at USC Upstate	3/7/17
K	3 (2x)	last at Georgia	3/8/15
PO	15 (2x)	last at UNC Asheville	4/24/15
A	5 (2x)	last vs. Liberty (gm 1)	4/18/15
CSB	2 (2x)	last vs. Liberty (gm 2)	4/18/15

Career Stats

Year	avg	gp-gs	ab	r	h	2b	3b	hr	rbi	tb	slg%	bb	hbp	so	gdp	ob%	sf	sh	sb-att	csb	a	e/pb	fld%
2014	.259	44-42	135	11	35	1	0	1	21	41	.289	17	2	30	4	.346	2	4	0-0	17	27	2/7	.993
2015	.186	50-47	145	12	27	2	0	0	7	29	.200	13	6	37	2	.280	0	4	0-0	19	59	8/10	.979
2016	.250	6-6	16	0	4	0	0	0	1	4	.250	0	1	1	0	.294	0	1	0-1	0	3	0/0	1.000
2017	.429	8-2	14	2	6	1	0	0	2	7	.500	0	1	0	1	.467	0	0	0-0	0	0	0/0	1.000
Total	.232	108-97	310	25	72	4	0	1	31	81	.255	30	10	68	7	.318	2	9	0-1	36	89	10/17	.986



13

Devin Gould

RHP | R-R | 6-3 | 185
Senior | Fairfax, Va.

- Hard-throwing right-handed pitcher capable of starting games or working out of the back-end of the bullpen.
- Pitched for the Holly Spring Salamanders of the Coastal Plain League during the summer.
- When pitching out of the bullpen picked up three saves and posted a 2.10 ERA with a .149 batting average against in junior season.

Game-By-Game

#13 GOULD, Devin - 4 appearances (All games)

Date	Opponent	GS	IP	H	R	ER	BB	SO	2B	3B	HR	WP	BK	HBP	IBB	Score	W-L	Sv	ERA	NP
Feb 18	at Elon	*	3.2	7	5	3	3	5	2	0	0	3	0	0	0	0-7	0-1	0	7.36	87
Feb 22	at Richmond	*	1.0	0	0	0	0	0	0	0	0	0	0	0	0	7-11	0-1	0	5.79	16
Feb 25	ALBANY-2	*	4.2	10	6	3	4	1	2	0	1	1	0	1	0	11-6	0-1	0	5.79	101
Mar 05	at Savannah State	*	1.2	3	1	1	0	2	1	0	0	0	0	0	0	15-13	0-1	0	5.73	-
Totals		2	11.0	20	12	7	7	8	5	0	1	4	0	1	0	33-37	0-1	0	5.73	-



Career Highs

IP	5.0	at Winthrop	5/16/14
Strikeouts	7 (2x)	last at Winthrop	5/16/14
Hits	10	vs. UAlbany (gm 2)	2/25/17
Walks	4 (2x)	last vs. UAlbany (gm 2)	2/25/17
Runs	6	vs. UAlbany (gm 2)	2/25/17
HR	2	vs. Coastal Carolina	5/27/16

Career Stats

Year	era	w-l	app	gs	cg	sho	sv	ip	h	r	er	bb	so	2b	3b	hr	bf	b/avg	wp	hbp	bk	sfa	sha
2014	3.73	1-2	20	1	0	0	2	41.0	38	21	17	20	45	8	1	0	190	.245	8	8	1	2	5
2015	5.45	1-0	19	2	0	0	3	33.0	28	22	20	29	35	3	1	1	158	.235	8	8	3	1	1
2016	3.10	2-1	15	1	0	0	3	29.0	18	16	10	17	30	4	1	2	101	.178	7	8	2	1	1
2017	5.73	0-1	4	2	0	0	0	11.0	20	12	7	7	8	5	0	1	58	.400	4	1	0	0	0
Total	4.26	4-4	58	6	0	0	8	114	104	71	54	73	118	20	3	4	534	.245	27	25	6	4	7



15

Antwaun Tucker

IF/OF | R-R | 5-10 | 155

Freshman | Chase City, Va.

- Hit a three-run triple in five RBI game at Savannah State (3/5).
- First team all-conference, first team all-region, and second team all-state selections at shortstop in senior year at Bluestone.
- Uncle is Longwood athletics hall of famer Michael Tucker, who led Longwood to the 1991 D-II World Series. Was the first round pick of the Kansas City Royals in the 1992 MLB Draft and played 17 Major League seasons with the Royals, Braves, Reds, Cubs, Giants, Phillies, and Mets.

Game-By-Game

#15 TUCKER, Antwaun - 14 games (All games)

Date	Opponent	Pos	AB	R	H	RBI	2B	3B	HR	BB	SB	CS	HBP	SAC	SF	GDP	K	PO	A	E	Avg
Feb 17	at Elon	ph/of	1	0	0	0	0	0	0	0	0	0	0	0	0	0	1	0	0	0	.000
Feb 18	at Elon	of	0	0	0	0	0	0	0	0	0	0	0	0	0	0	0	0	0	0	.000
Feb 19	at Elon	of	1	0	0	0	0	0	0	0	0	0	0	0	0	0	0	0	0	0	.000
Feb 21	JAMES MADISON	*of	3	0	1	1	0	0	0	1	1	0	0	0	0	0	0	5	1	0	.200
Feb 22	at Richmond	*of	2	0	0	0	0	0	0	0	0	0	0	0	0	0	1	1	0	0	.143
Feb 25	ALBANY-1	*of	4	1	2	0	0	0	0	1	0	0	0	0	0	0	0	1	0	1	.273
Feb 25	ALBANY-2	*of	4	1	1	1	1	0	0	1	0	1	0	0	0	0	1	2	1	0	.267
Feb 26	ALBANY	*of/ss	4	2	1	0	0	0	0	1	0	0	0	0	0	0	0	2	2	0	.263
Mar 01	GEORGE MASON	*of	4	0	0	0	0	0	1	0	0	0	0	0	0	0	2	2	0	0	.217
Mar 03	at Savannah State	*of	4	0	1	0	0	0	0	1	2	0	0	0	0	0	1	3	0	0	.222
Mar 04	at Savannah State	*of	5	1	2	1	2	0	0	0	0	0	0	0	0	0	1	1	0	0	.250
Mar 05	at Savannah State	*of	5	0	2	5	0	1	0	0	0	0	0	1	0	0	1	1	0	0	.270
Mar 07	at USC Upstate	*of	5	1	2	0	0	1	0	0	0	0	0	0	0	0	0	2	0	0	.286
Mar 08	at Wofford	*of	5	1	1	0	0	0	0	0	0	0	0	0	0	0	2	3	0	0	.277
Totals		11gs	47	7	13	8	3	2	0	6	3	1	0	1	0	0	10	23	4	1	.277

On base pct. .358 • Slugging pct. .426



Career Highs

AB	5 (4x)	last at Wofford	3/8/17
Runs	2	vs. UAlbany	2/26/17
Hits	2 (4x)	last at USC Upstate	3/7/17
RBI	5	at Savannah State	3/5/17
2B	2	at Savannah State	3/4/17
3B	1 (2x)	last at USC Upstate	3/7/17
HR	N/A		
BB	1 (6x)	last at Savannah State	3/3/17
SB	2	at Savannah State	3/3/17
CS	1	vs. UAlbany (gm 2)	2/25/17
HBP	N/A		
K	2 (2x)	last at Wofford	3/8/17
PO	5	vs. James Madison	2/21/17
A	2	vs. UAlbany	2/26/17

Career Stats

Year	avg	gp-gs	ab	r	h	2b	3b	hr	rbi	tb	slg%	bb	hbp	so	gdp	ob%	sf	sh	sb-att	po	a	e	fld%
2017	.277	14-11	47	7	13	3	2	0	8	20	.426	6	0	10	0	.358	0	1	3-4	23	4	1	.964
Total	.277	14-11	47	7	13	3	2	0	8	20	.426	6	0	10	0	.358	0	1	3-4	23	4	1	.964



17

Tyler Morgan

RHP | R-R | 5-11 | 175

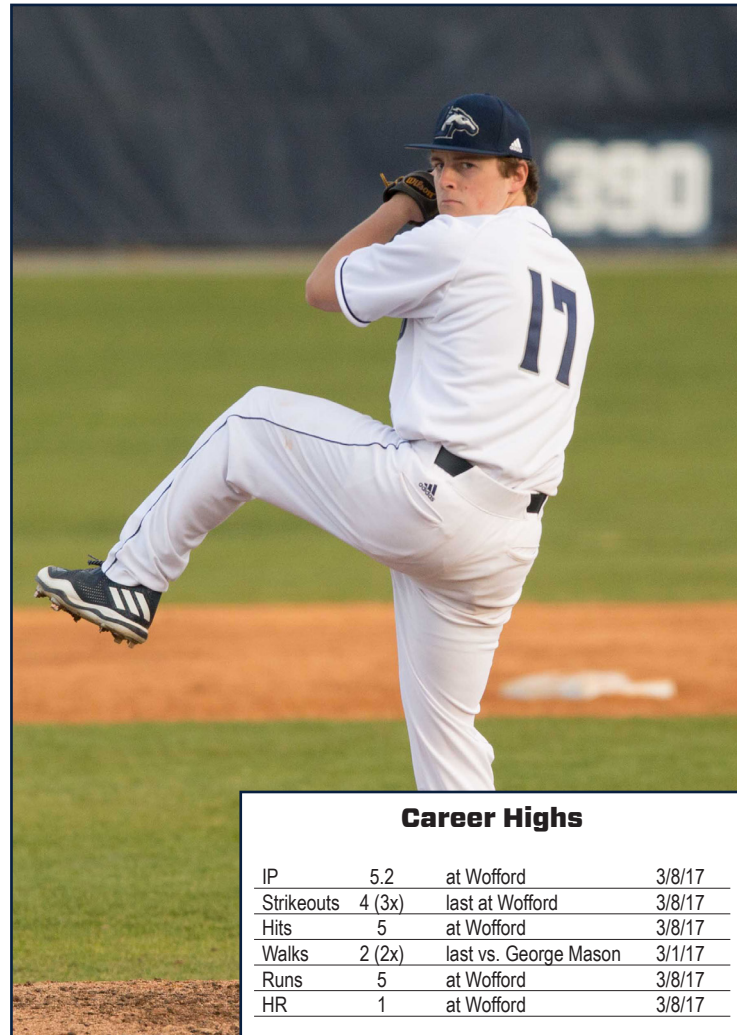
Freshman | Ashland, Va.

- Earned first career save in 2.0 innings of work at Savannah State (3/4). Has been a midweek starter and pitched out of the bullpen on weekends.
- Won the VHSL Group 4A Championship Game in senior season. Earned the save in the championship game by picking up the final three outs and striking out the final batter.
- High school teammate of John Gregory.

Game-By-Game

#17 MORGAN, Tyler - 5 appearances (All games)

Date	Opponent	GS	IP	H	R	ER	BB	SO	2B	3B	HR	WP	BK	HBP	IBB	Score	W-L	Sv	ERA	NP
Feb 17	at Elon		0.2	1	0	0	0	2	0	0	0	0	0	0	0	5-10	0-0	0	0.00	18
Feb 21	JAMES MADISON		4.2	3	0	0	2	4	0	0	0	1	0	0	0	3-4	0-0	0	0.00	74
Mar 01	GEORGE MASON	*	2.2	2	2	0	2	2	0	0	0	0	1	1	0	5-6	0-0	0	0.00	51
Mar 04	at Savannah State		2.0	3	0	0	0	4	1	0	0	0	0	0	0	7-3	0-0	1	0.00	-
Mar 08	at Wofford	*	5.2	5	5	3	1	4	2	0	1	2	0	1	0	5-6	0-0	1	1.72	112
Totals		2	15.2	14	7	3	5	16	3	0	1	3	1	2	0	25-29	0-0	1	1.72	-



Career Highs

IP	5.2	at Wofford	3/8/17
Strikeouts	4 (3x)	last at Wofford	3/8/17
Hits	5	at Wofford	3/8/17
Walks	2 (2x)	last vs. George Mason	3/1/17
Runs	5	at Wofford	3/8/17
HR	1	at Wofford	3/8/17

Career Stats

Year	era	w-l	app	gs	cg	sho	sv	ip	h	r	er	bb	so	2b	3b	hr	bf	b/avg	wp	hbp	bk	sfa	sha
2017	1.72	0-0	5	2	0	0	1	15.2	14	7	3	5	16	3	0	1	68	.230	3	2	1	0	0
Total	1.72	0-0	5	2	0	0	1	15.2	14	7	3	5	16	3	0	1	68	.230	3	2	1	0	0



18

Grant Keller

3B/OF | R-R | 6-0 | 185

Freshman | Midlothian, Va.

- Freshman joins Longwood with a chance to vie for playing time at multiple positions. Physical corner infielder and outfielder with good power.
- Named Virginia/D.C. all-state as a senior by Prep Baseball Report.
- Ranked the number eight third baseman in Virginia by Perfect Game in 2016.
- Selected to the All-Dominion Conference team as a senior after hitting .520 with four home runs, seven doubles, and 24 RBI.
- Played with John Gregory on the VA Cardinals travel ball team.

Game-By-Game

#18 KELLER, Grant - 10 games (All games)

Date	Opponent	Pos	AB	R	H	RBI	2B	3B	HR	BB	SB	CS	HBP	SAC	SF	GDP	K	PO	A	E	Avg
Feb 17	at Elon	*of	4	0	1	1	0	0	0	0	0	0	0	0	0	0	1	0	0	0	.250
Feb 18	at Elon	*of	2	0	0	0	0	0	0	0	0	0	0	0	0	0	0	2	0	0	.167
Feb 19	at Elon	*of	3	0	0	0	0	0	0	0	0	0	0	0	0	0	1	0	0	0	.111
Feb 21	JAMES MADISON	ph/of	1	0	0	0	0	0	0	0	0	0	0	0	0	0	1	0	0	0	.100
Feb 22	at Richmond	of/3b	1	1	0	0	0	0	0	1	0	0	0	0	0	0	1	0	0	0	.091
Feb 25	ALBANY-1	*of	2	0	0	0	0	0	0	0	0	0	1	0	0	0	0	0	0	0	.077
Feb 25	ALBANY-2	3b	0	0	0	0	0	0	0	0	0	0	0	0	0	0	0	0	0	0	.077
Feb 26	ALBANY	3b	3	0	0	0	0	0	0	0	0	0	0	0	0	0	1	0	1	0	.062
Mar 03	at Savannah State	pr/of	2	1	1	0	0	0	0	0	0	0	0	0	0	0	0	0	0	0	.111
Mar 07	at USC Upstate	3b/2b	2	0	0	0	0	0	0	0	0	0	0	0	0	0	1	0	1	0	.100
Totals		4gs	20	2	2	1	0	0	0	1	0	0	1	0	0	0	6	2	2	0	.100

On base pct. .182 • Slugging pct. .100

Career Highs

AB	4	at Elon	2/17/17
Runs	1 (2x)	last at Savannah State	3/3/17
Hits	1 (2x)	last at Savannah State	3/3/17
RBI	1	at Elon	2/17/17
2B		N/A	
3B		N/A	
HR		N/A	
BB	1	at Richmond	2/22/17
SB		N/A	
CS		N/A	
HBP	1	vs. UAlbany (gm 1)	2/25/17
K	1 (6x)	last at USC Upstate	3/7/17
PO	2	at Elon	2/18/17
A	1 (2x)	last at USC Upstate	3/7/17

Career Stats

Year	avg	gp-gs	ab	r	h	2b	3b	hr	rbi	tb	slg%	bb	hbp	so	gdp	ob%	sf	sh	sb-att	po	a	e	fld%
2017	.100	10-4	20	2	2	0	0	0	1	2	.100	1	1	6	0	.182	0	0	0-0	2	2	0	1.000
Total	.100	10-4	20	2	2	0	0	0	1	2	.100	1	1	6	0	.182	0	0	0-0	2	2	0	1.000



21

Carlos Garrido

C | L-R | 5-11 | 185

Sophomore | Trumbull, Conn.

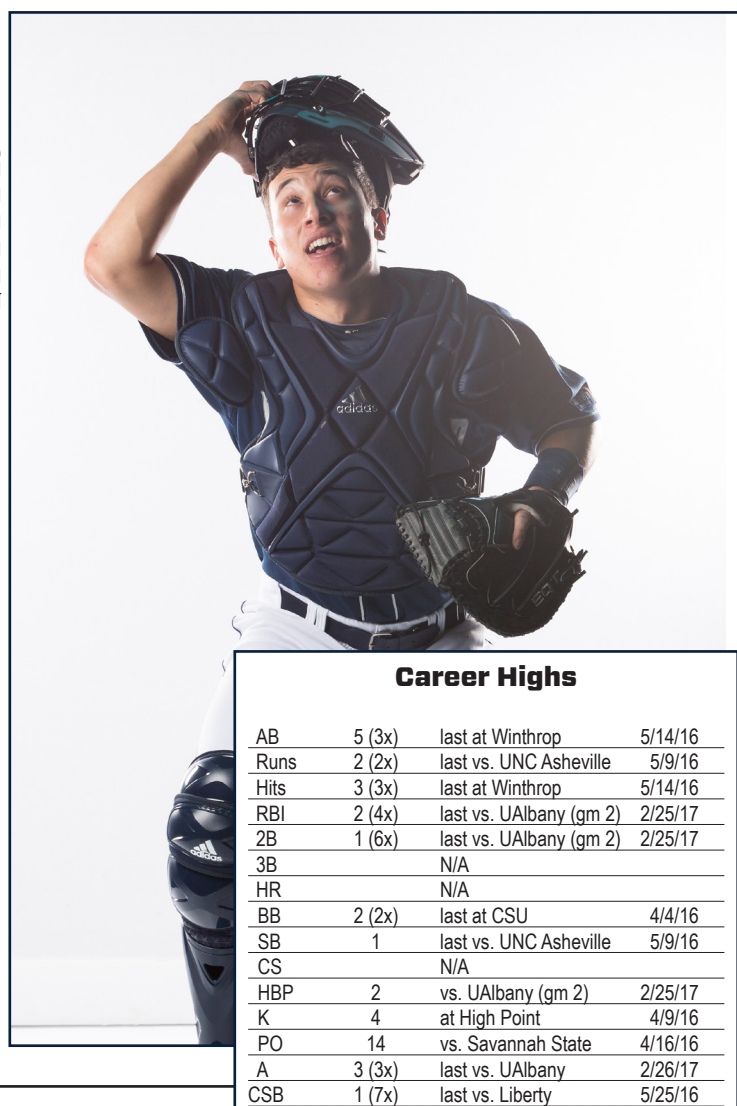
- Was the starting catcher for Longwood as a freshman, starting 51 of 56 games played after Mac McCafferty suffered a season-ending injury.
- Finished freshman season with nine multi-hit games, including a career best 3-for-5 with two RBI at Winthrop on May 14.
- Ranked as the number one catcher in the state of Connecticut for the class of 2016.

Game-By-Game

#21 GARRIDO, Carlos - 11 games (All games)

Date	Opponent	Pos	AB	R	H	RBI	2B	3B	HR	BB	SB	CS	HBP	SAC	SF	GDP	K	PO	A	E	Avg
Feb 17	at Elon	*c	2	0	1	0	0	0	0	0	0	0	0	0	0	0	1	6	0	1	.500
Feb 18	at Elon	ph/c	0	0	0	0	0	0	0	0	0	0	0	0	0	0	0	1	1	0	.500
Feb 22	at Richmond	c	0	0	0	0	0	0	0	0	0	0	0	0	0	0	0	1	1	0	.500
Feb 25	ALBANY-1	c	2	0	1	0	1	0	0	0	0	0	0	0	0	0	1	3	0	0	.500
Feb 25	ALBANY-2	*c	3	1	2	2	1	0	0	0	0	0	0	2	0	0	0	3	1	0	.571
Feb 26	ALBANY	*c	1	0	0	0	0	0	0	0	0	0	0	0	0	0	0	2	3	1	.500
Mar 01	GEORGE MASON	*c	4	1	0	0	0	0	0	0	0	0	0	0	0	0	3	12	1	0	.333
Mar 03	at Savannah State	*c	3	0	0	0	0	0	0	0	0	0	0	0	1	0	0	3	11	2	.287
Mar 04	at Savannah State	*c	3	1	0	0	0	0	0	1	0	0	0	0	0	0	1	12	1	1	.222
Mar 05	at Savannah State	*c	1	0	0	0	0	0	0	1	0	0	0	0	0	0	0	7	0	0	.211
Mar 07	at USC Upstate	*c	3	0	1	1	0	0	0	0	0	0	0	0	0	0	1	3	1	0	.227
Totals		8gs	22	3	5	3	2	0	0	2	0	0	0	3	1	0	10	61	11	3	.227

On base pct. .370 • Slugging pct. .318



Career Highs

AB	5 (3x)	last at Winthrop	5/14/16
Runs	2 (2x)	last vs. UNC Asheville	5/9/16
Hits	3 (3x)	last at Winthrop	5/14/16
RBI	2 (4x)	last vs. UAlbany (gm 2)	2/25/17
2B	1 (6x)	last vs. UAlbany (gm 2)	2/25/17
3B		N/A	
HR		N/A	
BB	2 (2x)	last at CSU	4/4/16
SB	1	last vs. UNC Asheville	5/9/16
CS		N/A	
HBP	2	vs. UAlbany (gm 2)	2/25/17
K	4	at High Point	4/9/16
PO	14	vs. Savannah State	4/16/16
A	3 (3x)	last vs. UAlbany	2/26/17
CSB	1 (7x)	last vs. Liberty	5/25/16

Career Stats

Year	avg	gp-gs	ab	r	h	2b	3b	hr	rbi	tb	slg%	bb	hbp	so	gdp	ob%	sf	sh	sb-att	csb	a	e/pb	fld%
2016	.233	56-51	180	13	42	4	0	0	23	46	.256	11	5	41	4	.294	1	4	1-1	6	32	6/10	.984
2017	.227	11-8	22	3	5	2	0	0	3	7	.318	2	3	10	0	.370	0	1	0-0	3	11	3/3	.960
Total	.233	67-59	202	16	47	6	0	0	26	53	.262	13	8	51	4	.304	1	5	1-1	9	43	9/13	.980



22

Andrew Corbitt

RHP | R-R | 5-11 | 210
Junior | Powhatan, Va.

- Right-handed pitcher transfers to Longwood after pitching at South Georgia State College (Ga.), making 11 appearances in 2016.
- Attended Georgia Perimeter College for two seasons and did not appear in any games due to injury. Attended Patrick Henry Community College in 2013 and did not play baseball.
- Was a part of Powhatan's 2012 Virginia AA Baseball State Championship as a senior. Drove in the first run of the championship game on an RBI single.

Game-By-Game

Career Highs

IP	N/A
Strikeouts	N/A
Hits	N/A
Walks	N/A
Runs	N/A
HR	N/A

Career Stats

Year	era	w-l	app	gs	cg	sho	sv	ip	h	r	er	bb	so	2b	3b	hr	bf	b/avg	wp	hbp	bk	sfa	sha
2017	--	--	--	--	--	--	--	--	--	--	--	--	--	--	--	--	--	--	--	--	--	--	--
Total	--	--	--	--	--	--	--	--	--	--	--	--	--	--	--	--	--	--	--	--	--	--	--



23

Ryan Shull

OF | L-R | 6-2 | 185

Junior | Mount Pleasant, Iowa

- Joins Longwood after two seasons at Indian Hills Community College (Iowa). Outfielder transfers in with junior eligibility and is eligible to play.
- Appeared in 30 games with 17 starts as a sophomore.
- Played baseball at Pella High School in Iowa. Hit .347 with 22 steals as a senior and holds the school record for steals in a career.
- Lettered four times in track, setting three school records in career. Ran the 400-meter, the 200-meter, and 4x100 relay.

Game-By-Game

#23 SHULL, Ryan - 14 games (All games)

Date	Opponent	Pos	AB	R	H	RBI	2B	3B	HR	BB	SB	CS	HBP	SAC	SF	GDP	K	PO	A	E	Avg
Feb 17	at Elon	*of	3	0	0	0	0	0	0	0	0	0	0	0	0	0	2	2	0	0	.000
Feb 18	at Elon	*of	3	0	0	0	0	0	0	0	0	0	0	0	0	0	1	3	0	0	.000
Feb 19	at Elon	*of	3	0	0	0	0	0	0	0	0	0	0	0	0	0	0	3	0	0	.000
Feb 21	JAMES MADISON	*of	2	0	1	0	0	0	0	1	0	0	0	0	0	0	0	0	0	0	.091
Feb 22	at Richmond	*of	4	0	1	0	0	0	0	0	0	0	0	0	0	0	2	0	0	1	.133
Feb 25	ALBANY-1	*of	0	0	0	0	0	0	0	0	0	0	0	0	0	0	0	0	0	0	.133
Feb 25	ALBANY-2	*of	2	3	1	1	0	1	0	2	0	0	0	0	0	0	0	3	0	0	.176
Feb 26	ALBANY	*of	2	1	1	0	0	0	0	2	0	0	0	0	0	1	0	2	0	1	.211
Mar 01	GEORGE MASON	*of	4	1	2	2	0	0	0	0	0	1	0	0	0	0	2	2	0	0	.261
Mar 03	at Savannah State	*of	1	0	0	0	0	0	0	0	0	0	0	0	0	0	0	1	0	0	.250
Mar 04	at Savannah State	*of	3	1	1	0	0	0	0	1	0	0	0	0	0	0	0	1	0	0	.259
Mar 05	at Savannah State	2b	2	1	0	0	0	0	0	0	0	0	0	0	0	0	1	0	1	0	.241
Mar 07	at USC Upstate	*of	4	1	2	0	0	0	0	0	0	0	0	0	0	0	2	3	0	0	.273
Mar 08	at Wofford	*of	4	1	2	1	0	0	0	0	0	0	0	0	0	0	1	2	0	0	.297
Totals		12gs	37	9	11	4	0	1	0	6	0	1	0	0	0	1	11	21	1	2	.297

On base pct. .395 • Slugging pct. .351



Career Highs (at Longwood)

AB	4 (4x)	last at Wofford	3/8/17
Runs	3	vs. UAlbany (gm 2)	2/25/17
Hits	2 (3x)	at Wofford	3/8/17
RBI	2	vs. George Mason	3/1/17
2B		N/A	
3B	1	vs. UAlbany (gm 2)	2/25/17
HR		N/A	
BB	2 (2x)	last vs. UAlbany	2/26/17
SB		N/A	
CS	1	vs. George Mason	3/1/17
HBP		N/A	
K	2 (4x)	last at USC Upstate	3/7/17
PO	3 (3x)	last at USC Upstate	3/7/17
A	1	at Savannah State	3/5/17

Career Stats

Year	avg	gp-gs	ab	r	h	2b	3b	hr	rbi	tb	slg%	bb	hbp	so	gdp	ob%	sf	sh	sb-att	po	a	e	fld%
2017	.297	14-12	37	9	11	0	1	0	4	13	.351	6	0	11	1	.395	0	0	0-1	21	1	2	.917
Total	.297	14-12	37	9	11	0	1	0	4	13	.351	6	0	11	1	.395	0	0	0-1	21	1	2	.917



24

Michael Catlin

LHP | L-L | 6-4 | 200

Junior | New Market, Md.

- Left-handed relief pitcher with the ability to pitch as the closer or long-relief arm.
- Led the team with 25 appearances and was named to the Big South All-Academic team. Posted a 2.34 ERA in 23 relief outings with 25 strikeouts to 12 walks. Made six appearances of 3.0 innings or longer.
- Father, Dave, was a swimmer at Clemson.

Game-By-Game

#24 CATLIN, Michael - 5 appearances (All games)

Date	Opponent	GS	IP	H	R	ER	BB	SO	2B	3B	HR	WP	BK	HBP	IBB	Score	W-L	Sv	ERA	NP
Feb 19	at Elon		4.1	4	1	1	2	5	0	0	0	0	0	0	1	9-5	0-0	0	2.08	60
Feb 25	ALBANY-2		4.1	1	0	0	2	2	0	0	0	1	0	0	0	11-6	1-0	0	1.04	56
Mar 01	GEORGE MASON		3.2	2	0	0	0	5	0	0	0	0	2	0	0	5-6	1-0	0	0.73	46
Mar 04	at Savannah State		1.2	0	0	0	3	4	0	0	0	0	0	0	0	7-3	1-0	0	0.64	-
Mar 08	at Wofford		2.1	1	1	1	2	2	0	0	0	2	0	0	0	5-6	1-1	0	1.10	39
Totals		0	16.1	8	2	2	9	18	0	0	0	3	2	0	1	37-26	1-1	0	1.10	-



Career Highs

IP	5.1	vs. Army	3/1/15
Strikeouts	6	at VCU	3/25/15
Hits	11	at Charleston Southern	4/4/16
Walks	4	vs. Fairleigh Dickinson	3/5/16
Runs	6	at Virginia	4/21/15
HR	1 (3x)	last at CSU	4/4/16

Career Stats

Year	era	w-l	app	gs	cg	sho	sv	ip	h	r	er	bb	so	2b	3b	hr	bf	b/avg	wp	hbp	bk	sfa	sha
2015	6.47	3-2	20	5	0	0	0	32.0	38	26	23	17	27	8	0	1	156	.292	2	6	2	1	2
2016	3.00	4-0	25	2	0	0	2	51.0	50	20	17	17	31	8	0	2	217	.263	1	4	0	2	4
2017	1.10	1-1	5	0	0	0	0	16.1	8	2	2	9	18	0	0	0	64	.151	3	0	2	0	2
Total	3.81	8-3	50	7	0	0	2	99.1	96	48	42	43	76	16	0	3	437	.257	6	10	4	3	8



26

Cody Wager

RHP | R-R | 6-3 | 200

Senior | West Palm Beach, Fla.

- Right-handed starter, who can also pitch out of the bullpen.
- Was Longwood's opening day starter at Elon (2/17).
- Joined Longwood as a junior after transferring from Pensacola State Community College (Fla.).
- Lone start in 2016 was a quality start win at VMI (3/2/16). Tossed 6.0 innings and allowed just two runs.

Game-By-Game

#26 WAGER, Cody - 4 appearances (All games)

Date	Opponent	GS	IP	H	R	ER	BB	SO	2B	3B	HR	WP	BK	HBP	IBB	Score	W-L	Sv	ERA	NP
Feb 17	at Elon	*	3.1	8	6	3	1	5	3	0	1	1	0	0	0	5-10	0-1	0	8.10	86
Feb 25	ALBANY-1	*	2.0	7	6	5	1	2	1	0	0	3	0	0	0	3-11	0-2	0	13.50	60
Mar 01	GEORGE MASON	*	1.0	1	1	1	0	3	0	0	1	0	0	0	0	5-6	0-2	0	12.79	19
Mar 04	at Savannah State	*	5.1	5	3	3	2	5	0	0	0	0	0	0	0	7-3	1-2	0	9.26	-
Totals		3	11.2	21	16	12	4	15	4	0	2	4	0	0	0	20-30	1-2	0	9.26	-



Career Highs (at Longwood)

IP	6.0	at VMI	3/2/16
Strikeouts	5 (2x)	last at Savannah State	3/4/17
Hits	8	at Elon	2/17/17
Walks	4	at VMI	3/2/16
Runs	6 (2x)	last vs. UAlbany (gm 1)	2/25/17
HR	1 (5x)	last vs. George Mason	3/1/17

Career Stats

Year	era	w-l	app	gs	cg	sho	sv	ip	h	r	er	bb	so	2b	3b	hr	bf	b/avg	wp	hbp	bk	sfa	sha
2014 (Palm B)	3.38	2-2	8	0	0	0	0	24.0	24	12	9	5	14	0	0	1	N/A	N/A	1	2	0	0	0
2015 (Pensc St)	4.81	2-2	13	3	1	0	0	43.0	48	30	23	4	42	0	0	3	N/A	N/A	1	8	0	0	0
2016	5.59	3-3	12	1	0	0	0	29.0	33	19	18	11	23	7	1	3	130	.289	4	3	1	0	2
2017	9.26	1-2	4	3	0	0	0	11.2	21	16	12	4	15	4	0	2	60	.382	4	0	0	0	1
Total	6.64	4-5	16	4	0	0	0	40.2	54	35	30	15	38	11	1	5	190	.320	8	3	1	0	3



27

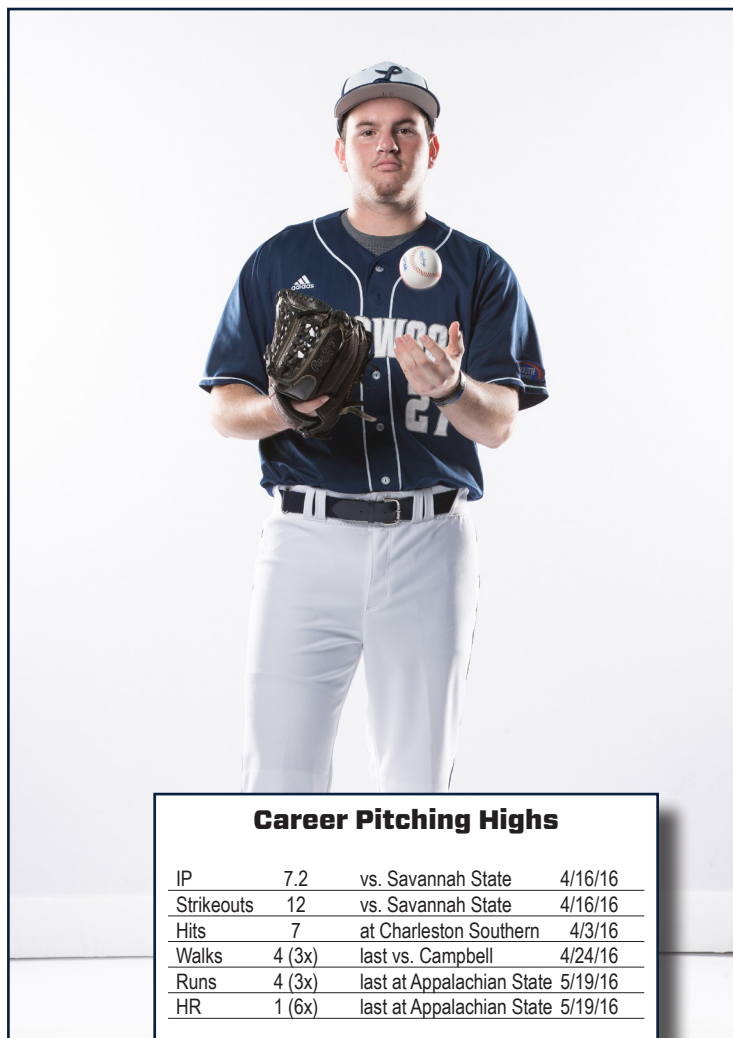
Steven Farkas

LHP | R-L | 5-10 | 200

Sophomore | Huntersville, N.C.

- Struck out a career high 12 batters in 7.2 innings vs. Savannah State (4/16/16).
- Joined the weekend rotation after two solid appearances against Wagner and at VMI (3/12/16). Owned a 2.95 ERA through his first 10 appearances (six starts)
- As a senior in high school went 8-1 with a 0.36 ERA in 59 innings with 104 strikeouts.

Game-By-Game



Career Pitching Highs

IP	7.2	vs. Savannah State	4/16/16
Strikeouts	12	vs. Savannah State	4/16/16
Hits	7	at Charleston Southern	4/3/16
Walks	4 (3x)	last vs. Campbell	4/24/16
Runs	4 (3x)	last at Appalachian State	5/19/16
HR	1 (6x)	last at Appalachian State	5/19/16

Career Pitching Stats

Year	era	w-l	app	gs	cg	sho	sv	ip	h	r	er	bb	so	2b	3b	hr	bf	b/avg	wp	hbp	bk	sfa	sha
2016	4.79	3-4	18	12	0	0	1	67.2	67	39	36	32	59	12	2	6	299	.263	10	5	5	1	6
2017	--	--	--	--	--	--	--	--	--	--	--	--	--	--	--	--	--	--	--	--	--	--	--
Total	4.79	3-4	18	12	0	0	1	67.2	67	39	36	32	59	12	2	6	299	.263	10	5	5	1	6



28 Mitchell Kuebbing

RHP | R-R | 6-4 | 180

R-Junior | Burlington, Ky.

- Received a medical redshirt for 2016. Returns as a valuable right-hander with the ability to either start games or pitch out of the bullpen.
- Last pitched in 2015 as a true sophomore. Made 20 appearances with two starts with 35 strikeouts in 30.2 innings in 119 at bats.
- Made 22 appearances as a freshman with four starts, posting a 3.86 ERA.

Game-By-Game



Career Highs

IP	6.1	vs. High Point	5/11/14
Strikeouts	8	at UNC Asheville	4/24/15
Hits	8	vs. High Point	5/11/14
Walks	6	at VMI	4/17/14
Runs	6	at Tennessee Tech	2/14/15
HR	2	at Winthrop	5/17/14

Career Stats

Year	era	w-l	app	gs	cg	sho	sv	ip	h	r	er	bb	so	2b	3b	hr	bf	b/avg	wp	hbp	bk	sfa	sha
2014	3.86	1-6	22	4	0	0	3	53.2	50	28	23	28	36	2	1	3	252	.249	7	14	0	3	6
2015	6.75	2-5	20	2	0	0	1	30.2	38	27	23	19	35	8	0	2	151	.319	5	6	0	4	3
2016	--REDSHIRTED IN 2016 WITH INJURY--																						
Total	4.91	3-11	42	6	0	0	4	84.1	88	55	46	47	71	10	1	5	403	.275	12	20	0	7	9



29

Tyler Wirsu

RHP | R-R | 6-3 | 230

Senior | Apopka, Fla.

- Right-handed pitcher capable of pitching out of the bullpen or starting.
- Recorded a pair of quality starts with 28 strikeouts in 41.0 innings and a .198 batting average against in his first season at Longwood after transferring from Gordon State College (Ga.).
- Notable athletes from Apopka, Fla., include Zach Greinke, Warren Sapp, Brandon Meriweather, and Michael Taylor.

Game-By-Game

#29 WIRSU, Tyler - 4 appearances (All games)

Date	Opponent	GS	IP	H	R	ER	BB	SO	2B	3B	HR	WP	BK	HBP	IBB	Score	W-L	Sv	ERA	NP
Feb 19	at Elon	*	3.0	5	4	4	2	3	2	0	1	0	0	0	0	9-5	0-0	0	12.00	56
Feb 22	at Richmond	*	2.0	0	0	0	0	1	0	0	0	0	0	0	0	7-11	0-0	0	7.20	25
Feb 26	ALBANY	*	2.1	6	9	5	2	4	2	0	1	1	1	0	0	6-13	0-1	0	11.05	70
Mar 09	at Savannah State	*	4.2	8	7	7	3	6	1	1	0	2	0	2	0	15-13	0-1	0	12.00	-
Totals		3	12.0	19	20	16	9	14	5	1	2	3	1	3	0	37-42	0-1	0	12.00	-



Career Highs (at Longwood)

IP	7.1	at Norfolk State	4/26/16
Strikeouts	6	at Savannah State	3/5/17
Hits	8	at Savannah State	3/5/17
Walks	6	at George Mason	3/15/16
Runs	9	vs. UAlbany	2/26/17
HR	1 (3x)	last vs. UAlbany	2/26/17

Career Stats

Year	era	w-l	app	gs	cg	sho	sv	ip	h	r	er	bb	so	2b	3b	hr	bf	b/avg	wp	hbp	bk	sfa	sha
2013 (N. Green)	7.83	0-6	13	8	0	0	0	43.2	58	52	38	37	15	8	1	5	240	.339	4	20	1	7	4
2014	--DID NOT APPEAR IN ANY GAMES--																						
2015 (Gord St)	9.00	0-0	2	2	0	0	0	4.0	7	4	4	2	5	0	0	0	19	.412	1	0	0	0	0
2016	5.49	1-1	15	7	0	0	1	41.0	28	28	25	30	28	7	1	1	195	.192	8	12	1	3	4
2017	12.00	0-1	4	3	0	0	0	12.0	19	20	16	9	14	5	1	2	69	.333	3	3	1	0	0
Total	6.96	1-2	19	10	0	0	1	53.0	47	48	41	39	42	12	2	3	264	.232	11	15	2	3	4



30

Justin Mitchell

1B/OF | L-L | 6-3 | 205

Junior | Alpine, Calif.

- Joins Longwood following two seasons at Grossmont Community College (Calif.). Capable hitter with the ability to play at first base or in the outfield.
- Was named to the Pacific Coast Athletic all-conference team. Hit .303 with three home runs, 33 RBI, 14 doubles, and four triples.
- Was originally recruited by San Diego State. Attended SDSU for the fall, but transferred to Grossmont Community College after the semester.
- Played in SDSU's annual Halloween Costume Game.

Game-By-Game

#30 MITCHELL, J. - 14 games (All games)

Date	Opponent	Pos	AB	R	H	RBI	2B	3B	HR	BB	SB	CS	HBP	SAC	SF	GDP	K	PO	A	E	Avg
Feb 17	at Elon	*1b	2	0	0	2	0	0	0	2	0	0	0	0	1	0	1	4	0	1	.000
Feb 18	at Elon	*1b	2	0	0	0	0	0	0	1	0	0	0	0	0	0	1	5	1	0	.000
Feb 19	at Elon	*dh/1b	3	0	1	0	1	0	0	2	1	0	0	0	0	0	1	0	0	0	.143
Feb 21	JAMES MADISON	*1b	4	1	3	0	0	0	0	1	0	0	0	0	0	0	0	4	1	0	.364
Feb 22	at Richmond	*dh	5	1	2	1	1	0	0	0	0	0	0	0	0	0	1	0	0	0	.375
Feb 25	ALBANY-1	*1b	4	2	3	2	0	0	2	0	0	0	1	0	0	0	0	11	0	0	.450
Feb 25	ALBANY-2	*1b	4	0	0	0	0	0	0	1	0	0	0	0	0	0	1	9	1	0	.375
Feb 26	ALBANY	*1b	1	0	0	1	0	0	0	2	0	0	0	0	1	0	0	8	0	0	.360
Mar 01	GEORGE MASON	*1b	5	0	1	1	0	0	0	0	0	0	0	0	0	0	1	5	0	1	.333
Mar 03	at Savannah State	*dh	2	0	0	0	0	0	2	1	0	1	0	0	0	0	1	0	0	0	.312
Mar 04	at Savannah State	*1b	3	1	2	1	0	0	0	1	0	0	0	0	0	0	1	7	1	0	.343
Mar 05	at Savannah State	*of	4	2	1	1	0	0	0	1	0	0	0	0	0	0	2	1	0	0	.333
Mar 07	at USC Upstate	*1b	4	0	2	2	1	0	0	1	0	0	0	0	0	0	1	6	0	0	.349
Mar 08	at Wofford	*1b	5	0	2	0	0	0	0	0	0	0	0	0	0	0	1	10	0	0	.354
Totals			148	7	17	11	3	0	2	14	2	0	2	0	2	0	12	70	4	2	.354

On base pct. .500 • Slugging pct. .542



Career Highs (at Longwood)

AB	5 (3x)	last at Wofford	3/8/17
Runs	2 (2x)	last at Savannah State	3/5/17
Hits	3 (2x)	last vs. UAlbany (gm 1)	2/25/17
RBI	2 (3x)	last at USC Upstate	3/7/17
2B	1 (3x)	last at USC Upstate	3/7/17
3B		N/A	
HR	2	vs. UAlbany (gm 1)	2/25/17
BB	2 (4x)	last at Savannah State	3/3/17
SB	1 (2x)	last at Savannah State	3/3/17
CS		N/A	
HBP	1 (2x)	last at Savannah State	3/3/17
K	2	last at Savannah State	3/5/17
PO	11	last vs. UAlbany (gm 1)	2/25/17
A	1 (4x)	last at Savannah State	3/4/17

Career Stats

Year	avg	gp-gs	ab	r	h	2b	3b	hr	rbi	tb	slg%	bb	hbp	so	gdp	ob%	sf	sh	sb-att	po	a	e	fld%
2017	.354	14-14	48	7	17	3	0	2	11	26	.542	14	2	12	0	.500	2	0	2-2	70	4	2	.974
Total	.354	14-14	48	7	17	3	0	2	11	26	.542	14	2	12	0	.500	2	0	2-2	70	4	2	.974



31

Jon Peterson

LHP/OF | L-L | 6-1 | 195

Sophomore | Lancaster, Pa.

- Sophomore left-handed pitcher who can also play the outfield.
- Picked up first RBI on three-run homer against Savannah State 4/15/16. Had winning two-run single 4/17/16.
- Appeared in 28 games, making 12 pitching appearances.
- Played both baseball and basketball in high school, tossing a sub-2 ERA in final two seasons.

Game-By-Game

#31 PETERSON, Jon - 5 games (All games)

Date	Opponent	Pos	AB	R	H	RBI	2B	3B	HR	BB	SB	CS	HBP	SAC	SF	GDP	K	PO	A	E	Avg
Feb 17	at Elon	p	0	0	0	0	0	0	0	0	0	0	0	0	0	0	0	0	1	0	.000
Feb 18	at Elon	ph	1	0	0	0	0	0	0	0	0	0	0	0	0	0	0	0	0	0	.000
Feb 19	at Elon	of	0	0	0	0	0	0	0	0	0	0	0	0	0	0	0	0	0	0	.000
Feb 25	ALBANY-1	p	0	0	0	0	0	0	0	0	0	0	0	0	0	0	0	0	0	1	.000
Feb 26	ALBANY	ph	1	0	0	0	0	0	0	0	0	0	0	0	0	0	0	0	0	0	.000
Totals		Ogs	2	0	0	0	0	0	0	0	0	0	0	0	0	0	0	0	1	1	.000

On base pct. .000 • Slugging pct. .000

#31 PETERSON, Jon - 3 appearances (All games)

Date	Opponent	GS	IP	H	R	ER	BB	SO	2B	3B	HR	WP	BK	HBP	IBB	Score	W-L	Sv	ERA	NP
Feb 17	at Elon		1.1	2	0	0	1	2	2	0	0	0	0	0	1	0-5-10	0-0	0	0.00	26
Feb 25	ALBANY-1		4.0	3	3	2	2	3	0	0	1	0	0	0	0	3-11	0-0	0	3.38	66
Mar 05	at Savannah State		1.0	5	2	2	0	1	0	0	0	0	0	0	0	15-13	0-0	0	5.68	-
Totals		0	6.1	10	5	4	3	6	2	0	1	0	0	1	0	23-34	0-0	0	5.68	-

Career Batting Highs

AB	4	at N.C. Central	4/19/16
Runs	1 (2x)	last at Presbyterian	4/30/16
Hits	1 (5x)	last at Winthrop	5/14/16
RBI	3	vs. Savannah State	4/15/16
2B	N/A		
3B	N/A		
HR	1	vs. Savannah State	4/15/16
BB	N/A		
SB	N/A		
CS	N/A		
HBP	N/A		
K	2 (2x)	last at N.C. Central	4/19/16
PO	2	at East Carolina	2/21/16
A	1 (3x)	last at Elon	2/17/17

Career Pitching Highs

IP	4.0 (2x)	last vs. UAlbany (gm 1)	2/25/17
Strikeouts	4	vs. Duke	5/10/16
Hits	8	at East Carolina	2/19/16
Walks	4	at George Mason	3/15/16
Runs	6	at East Carolina	2/19/16
HR	1 (2x)	last vs. UAlbany (gm 1)	2/25/17

Career Pitching Stats

Year	era	w-l	app	gs	cg	sho	sv	ip	h	r	er	bb	so	2b	3b	hr	bf	b/avg	wp	hbp	bk	sfa	sha
2016	8.10	1-1	12	0	0	0	0	20.0	23	18	18	12	7	6	1	1	93	.307	2	4	0	2	0
2017	5.68	0-0	3	0	0	0	0	6.1	10	5	4	3	6	2	0	1	33	.370	0	1	0	1	1
Total	7.52	1-1	15	0	0	0	0	26.1	33	23	22	15	13	8	1	2	126	.324	2	5	0	3	1

Career Hitting Stats

Year	avg	gp-gs	ab	r	h	2b	3b	hr	rbi	tb	slg%	bb	hbp	so	gdp	ob%	sf	sh	sb-att	po	a	e	fld%
2016	.227	28-1	22	3	5	0	0	1	5	8	.364	0	0	8	0	.227	0	0	0-0	9	3	0	1.000
2017	.000	3-0	2	0	0	0	0	0	0	0	.000	0	0	0	0	.000	0	0	0-0	0	1	1	.500
Total	.208	33-1	24	3	5	0	0	1	5	8	.333	0	0	8	0	.208	0	0	0-0	9	4	1	.929



32

Travis Riley

RHP | R-R | 5-11 | 195

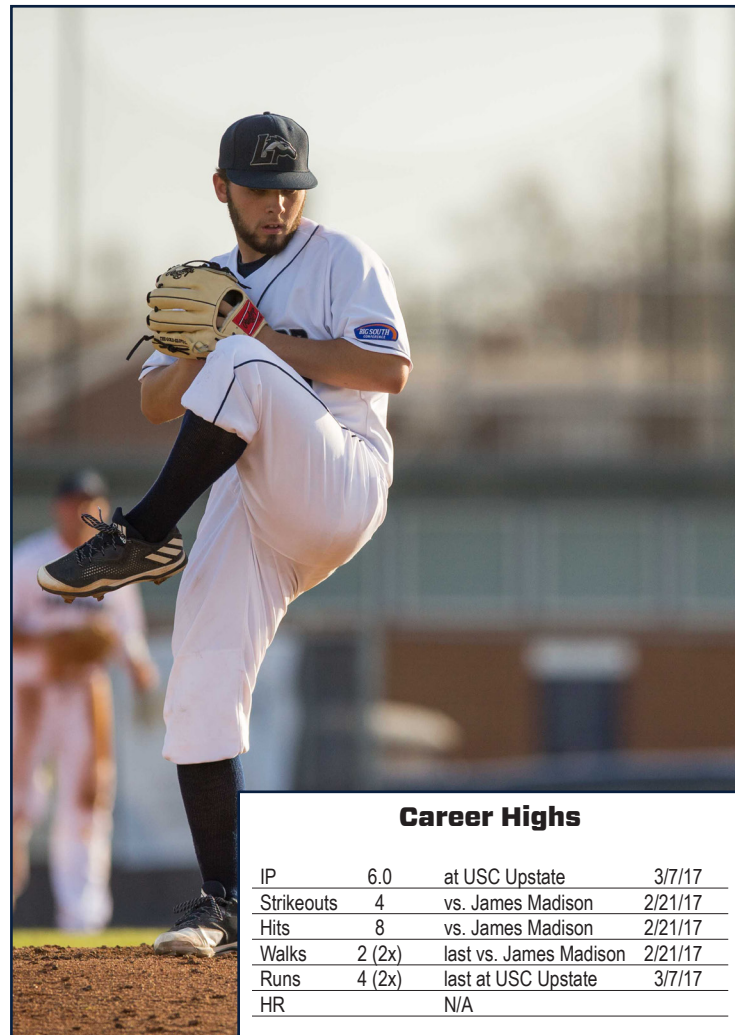
Freshman | Fredericksburg, Va.

- Right-handed freshman pitcher joins Longwood with a chance to add depth to the pitching staff.
- Set the Massaponax school record for career wins and set the single-season strikeout record with 67 punchouts. Also owns several career offensive school records with a .487 batting average, .462 on-base percentage, and a .467 slugging percentage. First team all-conference in the outfield as a senior and an all-conference selection at shortstop as a sophomore.
- Played travel ball alongside current teammate Joey Mendez.

Game-By-Game

#32 RILEY, Travis - 4 appearances (All games)

Date	Opponent	GS	IP	H	R	ER	BB	SO	2B	3B	HR	WP	BK	HBP	IBB	Score	W-L	Sv	ERA	NP
Feb 17	at Elon		1.1	1	3	3	2	2	0	0	0	0	0	2	1	5-10	0-0	0	20.25	37
Feb 21	JAMES MADISON	*	3.1	8	4	3	2	4	1	0	0	0	0	0	0	3-4	0-1	0	11.57	79
Mar 01	GEORGE MASON	*	0.2	0	0	0	0	0	0	0	0	0	0	0	0	5-6	0-1	0	10.12	3
Mar 07	at USC Upstate	*	6.0	7	4	3	1	3	4	0	0	1	1	0	0	5-10	0-2	0	7.15	100
Totals		2	11.1	16	11	9	5	9	5	0	0	1	1	2	1	18-30	0-2	0	7.15	-



Career Highs

IP	6.0	at USC Upstate	3/7/17
Strikeouts	4	vs. James Madison	2/21/17
Hits	8	vs. James Madison	2/21/17
Walks	2 (2x)	last vs. James Madison	2/21/17
Runs	4 (2x)	last at USC Upstate	3/7/17
HR	N/A		

Career Stats

Year	era	w-l	app	gs	cg	sho	sv	ip	h	r	er	bb	so	2b	3b	hr	bf	b/avg	wp	hbp	bk	sfa	sha
2017	7.15	0-2	4	2	0	0	0	11.1	16	11	9	5	9	5	0	0	58	.340	1	2	1	1	3
Total	7.15	0-2	4	2	0	0	0	11.1	16	11	9	5	9	5	0	0	58	.340	1	2	1	1	3



33

Eric Harp

RHP | R-R | 6-9 | 220

Sophomore | Yorktown, Va.

- Tall right-hander used out of the bullpen as a freshman.
- Appeared in eight games, all in relief, with three scoreless appearances, all also hitless appearances.
- Selected to the Virginia High School Coaches Association All-Star game.
- Played basketball in high school and averaged 13.1 points per game, 12.4 rebounds per game, and five blocks per game.

Game-By-Game

#33 HARP, Eric - 5 appearances (All games)

Date	Opponent	GS	IP	H	R	ER	BB	SO	2B	3B	HR	WP	BK	HBP	IBB	Score	W-L	Sv	ERA	NP
Feb 17	at Elon		0.2	0	0	0	0	1	0	0	0	0	0	0	0	5-10	0-0	0	0.00	6
Feb 22	at Richmond		0.1	1	4	1	3	0	1	0	0	1	0	0	0	7-11	0-0	0	9.00	24
Feb 25	ALBANY-1		2.0	3	1	1	2	1	0	0	0	0	0	0	0	3-11	0-0	0	6.00	30
Mar 03	at Savannah State		0.1	2	1	1	0	0	1	0	0	0	0	0	0	5-4	0-0	0	8.10	-
Mar 07	at USC Upstate		0.0	0	1	1	1	0	0	0	0	0	0	0	0	5-10	0-0	0	10.80	4
Totals		0	3.1	6	7	4	6	2	2	0	0	1	0	0	0	25-46	0-0	0	10.80	-



Career Pitching Highs

IP	2.0 (3x)	last vs. UAlbany (gm 1)	2/25/17
Strikeouts	1 (3x)	last vs. UAlbany (gm 1)	2/25/17
Hits	3 (2x)	last vs. UAlbany (gm 1)	2/25/17
Walks	4	at Louisville	3/8/16
Runs	4	at Richmond	2/22/17
HR	N/A		

Career Pitching Stats

Year	era	w-l	app	gs	cg	sho	sv	ip	h	r	er	bb	so	2b	3b	hr	bf	b/avg	wp	hbp	bk	sfa	sha
2016	11.05	1-1	8	0	0	0	0	7.1	10	10	9	17	2	2	0	0	50	.345	5	1	0	1	2
2017	10.80	0-0	5	0	0	0	0	3.1	6	7	4	6	2	2	0	0	21	.400	1	0	0	0	0
Total	10.98	1-1	13	0	0	0	0	10.2	16	17	13	23	4	4	0	0	71	.364	6	1	0	1	2



34

Luke Simpson

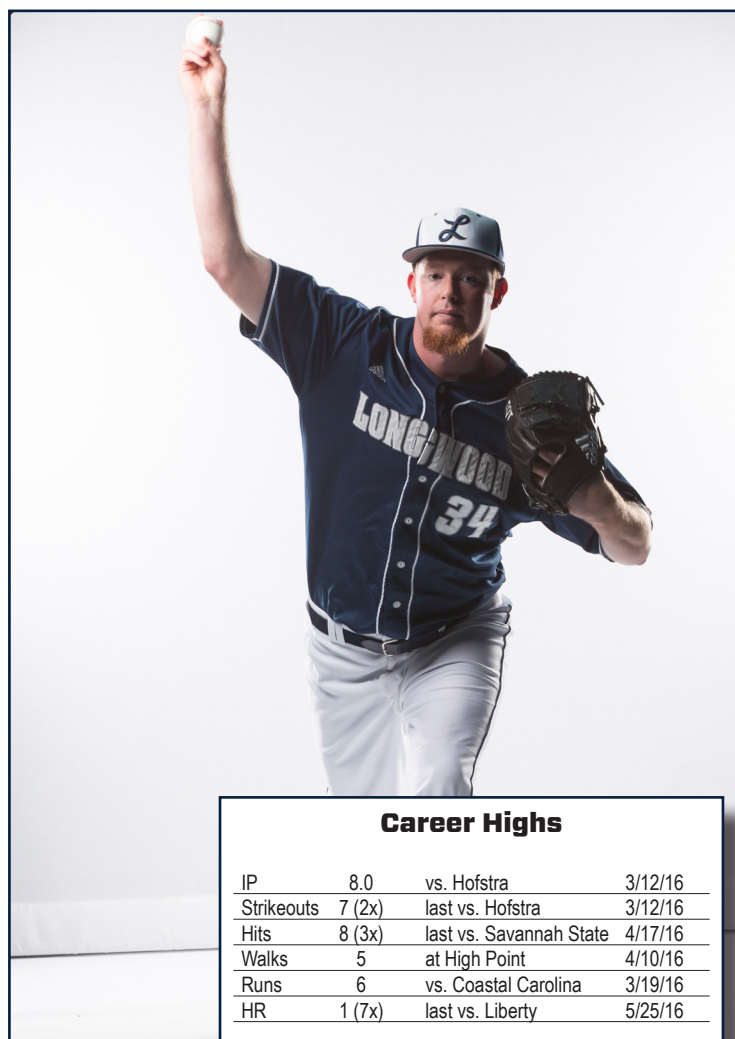
RHP | R-R | 6-3 | 185
Senior | Danville, Va.

- Competitor with good command, capable of being a weekend starter.
- Pitched 8.0 quality innings in second start of the season against Hofstra.
- Took loss in quality start with 7.1 innings of one-run ball against Campbell.
- As a sophomore pitched in 20 games with four starts and went 3-3 with a 4.18 ERA. Struck out 51 batters in 51.2 innings pitched.
- 2013 VHSL Group AA Player of the Year. Was first team all-state.

Game-By-Game

#34 SIMPSON, Luke - 6 appearances (All games)

Date	Opponent	GS	IP	H	R	ER	BB	SO	2B	3B	HR	WP	BK	HBP	IBB	Score	W/L	Sv	ERA	NP
Feb 18	at Elon		2.1	4	2	2	2	2	3	0	0	0	0	0	1	0-7	0-0	0	7.71	43
Feb 21	JAMES MADISON		1.0	0	0	0	0	1	0	0	0	0	0	0	0	3-4	0-0	0	5.40	12
Feb 25	ALBANY-1		1.0	1	1	1	0	1	0	1	0	0	0	0	0	3-11	0-0	0	6.23	14
Mar 01	GEORGE MASON		0.2	1	0	0	2	0	0	0	0	0	0	0	0	5-6	0-0	0	5.40	25
Mar 03	at Savannah State		1.2	2	3	3	3	0	1	0	0	0	0	0	0	5-4	0-0	0	8.10	-
Mar 07	at USC Upstate		1.2	2	1	1	2	1	0	1	0	0	0	0	0	5-10	0-0	0	7.56	43
Totals		0	6.1	10	7	7	9	5	4	2	0	0	0	0	1	21-42	0-0	0	7.56	-



Career Highs

IP	8.0	vs. Hofstra	3/12/16
Strikeouts	7 (2x)	last vs. Hofstra	3/12/16
Hits	8 (3x)	last vs. Savannah State	4/17/16
Walks	5	at High Point	4/10/16
Runs	6	vs. Coastal Carolina	3/19/16
HR	1 (7x)	last vs. Liberty	5/25/16

Career Stats

Year	era	w-l	app	gs	cg	sho	sv	ip	h	r	er	bb	so	2b	3b	hr	bf	b/avg	wp	hbp	bk	sfa	sha
2014	9.00	1-2	8	3	0	0	0	14.0	20	17	14	9	4	4	2	1	74	.339	2	2	0	1	3
2015	4.18	3-3	20	4	0	0	2	51.2	54	45	24	29	51	5	0	1	241	.274	7	6	1	3	6
2016	5.30	1-4	13	12	0	0	0	52.2	61	37	31	26	34	7	1	5	248	.293	7	9	0	3	2
2017	7.56	0-0	6	0	0	0	0	8.1	10	7	7	9	5	4	2	0	43	.313	0	0	0	1	1
Total	5.40	5-9	47	19	0	0	2	126.2	145	89	76	73	94	20	5	7	606	.292	16	17	1	8	12



35

Nathan Iskowitz

C | R-R | 6-3 | 190

Freshman | Chesterfield, Va.

- Freshman walk-on catcher provides Longwood an additional hitter off the bench and added depth behind the plate.
- Four-year baseball standout at Clover Hill High School. Was a team captain, hitting .290 with 11 RBI.
- Played football as a freshman and lettered in volleyball for three years.
- Older brother, Ryan, played rugby at Mary Washington.

Game-By-Game

Career Highs

AB	N/A
Runs	N/A
Hits	N/A
RBI	N/A
2B	N/A
3B	N/A
HR	N/A
BB	N/A
SB	N/A
CS	N/A
HBP	N/A
K	N/A
PO	N/A
A	N/A

Career Stats

Year	avg	gp-gs	ab	r	h	2b	3b	hr	rbi	tb	slg%	bb	hbp	so	gdp	ob%	sf	sh	sb-att	csb	a e/pb	fld%
2017	--	--	--	--	--	--	--	--	--	--	--	--	--	--	--	--	--	--	--	--	--	--
Total	--	--	--	--	--	--	--	--	--	--	--	--	--	--	--	--	--	--	--	--	--	--



44

Cody Boydston

RHP | R-R | 6-2 | 220
Sophomore | Chester, Va.

- Right-handed relief pitcher expected to work out of the back-end of the bullpen. Made a team-high 25 appearances from the bullpen as a freshman.
- Big South Pitcher Of The Week for the week of 3/1/16 with four saves.
- Ranked a 2015 Perfect Game Honorable Mention All-American.
- Was pegged 10th in Virginia for the class of 2015 among right-handed pitchers.

Game-By-Game

#44 BOYDSTUN, Cody - 2 games (All games)

Date	Opponent	Pos	AB	R	H	REI	2B	3B	HR	BB	SB	CS	HBP	SAC	SF	GDP	K	PO	A	E	Avg
Feb 19	at Elon	p	1	0	0	0	0	0	0	0	0	0	0	0	0	0	1	1	0	0	.000
Feb 26	ALBANY	p	0	0	0	0	0	0	0	0	0	0	0	0	0	0	0	0	0	0	.000
Totals		ogs	1	0	0	0	0	0	0	0	0	0	0	0	0	0	1	1	0	0	.000

On base pct. .000 • Slugging pct. .000

#44 BOYDSTUN, Cody - 5 appearances (All games)

Date	Opponent	GS	IP	H	R	ER	BB	SO	2B	3B	HR	WP	BK	HBP	IBB	Score	W-L	Sv	ERA	NP
Feb 19	at Elon		1.2	0	0	0	1	3	0	0	0	0	0	0	0	9-5	1-0	0	0.00	24
Feb 22	at Richmond		0.1	0	1	0	1	1	0	0	0	0	0	2	0	7-11	1-0	0	0.00	16
Feb 26	ALBANY		2.2	4	0	0	4	1	0	0	0	0	0	0	0	6-13	1-0	0	0.00	46
Mar 01	GEORGE MASON		0.1	1	3	3	2	0	0	0	0	2	0	0	0	5-6	1-1	0	5.40	19
Mar 05	at Savannah State		1.2	5	3	3	0	1	0	0	0	1	0	0	0	15-13	2-1	0	8.10	-
Totals		0	6.2	12	11	6	4	9	1	0	0	3	0	2	0	42-48	2-1	0	8.10	-



Career Pitching Highs

IP	4.1	vs. N.C. Central	4/5/16
Strikeouts	4 (2x)	last vs. UAlbany	2/26/17
Hits	6	vs. UAlbany	2/26/17
Walks	2 (4x)	last vs. George Mason	3/1/17
Runs	4	vs. UAlbany	2/26/17
HR	N/A		

Career Pitching Stats

Year	era	w-l	app	gs	cg	sho	sv	ip	h	r	er	bb	so	2b	3b	hr	bf	b/avg	wp	hbp	bk	sfa	sha
2016	3.51	1-3	25	0	0	0	5	33.1	37	18	13	12	24	6	1	0	152	.282	11	5	0	3	1
2017	8.10	2-1	5	0	0	0	0	6.2	12	11	6	4	9	1	0	0	41	.343	3	2	0	0	0
Total	4.28	3-4	30	0	0	0	5	40	49	29	19	16	33	7	1	0	193	.295	14	7	0	3	1



45

Zach Potojecki

RHP | R-R | 5-11 | 220

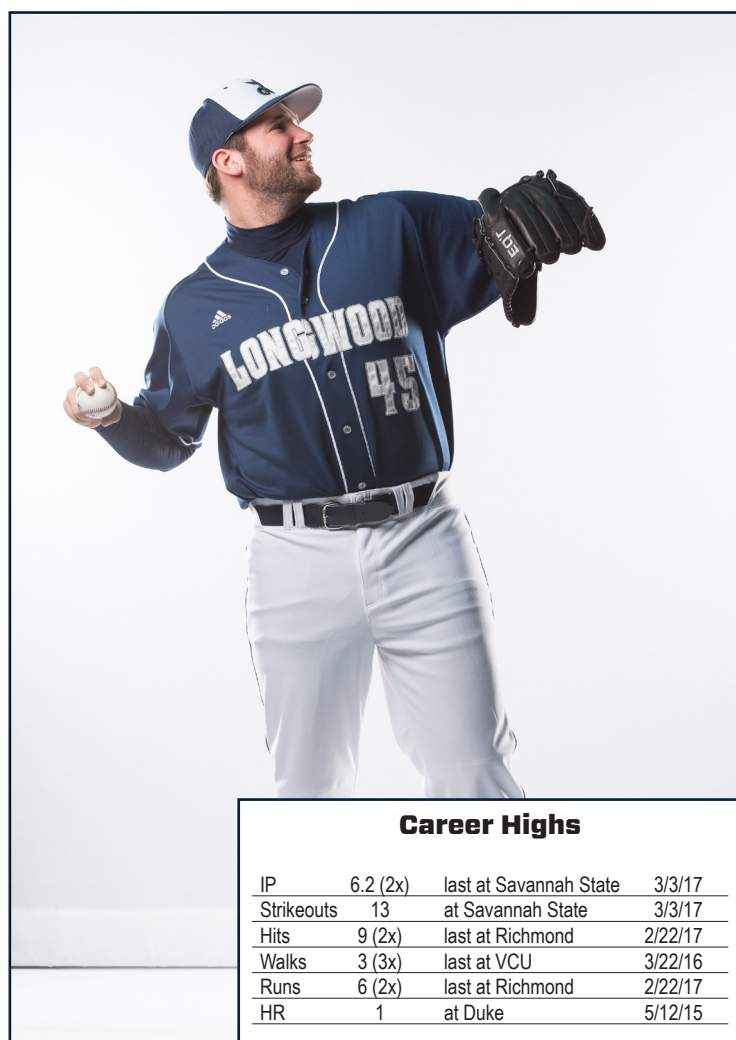
Junior | Danville, Va.

- Struck out 13 batters in 6.2 innings of shutout ball at Savannah State (3/3), finishing one short of the school strikeout record.
- Struck out 11 batters in 16.0 innings of work as a junior. Tossed 6.2 innings of five-run ball with four earned runs in a start at East Carolina 2/21/16.
- Pitched four scoreless outings out of the bullpen in 2015.

Game-By-Game

#45 POTOJECKI, Zach - 4 appearances (All games)

Date	Opponent	GS	IP	H	R	ER	BB	SO	2B	3B	HR	WP	BK	HBP	IBB	Score	W/L	Sv	FRA	NP
Feb 18	at Elon	*	2.0	1	0	0	0	3	1	0	0	0	0	0	0	0-7	0-0	0	0.00	35
Feb 22	at Richmond	*	4.1	9	6	6	2	4	3	1	0	2	0	1	0	7-11	0-1	0	8.53	71
Feb 26	ALBANY	*	4.0	1	0	0	1	6	0	0	0	0	0	0	0	6-13	0-1	0	5.23	47
Mar 03	at Savannah State	*	6.2	3	0	0	2	13	1	0	0	0	2	0	0	3-4	1-1	0	3.18	-
Totals		2	17.0	14	6	6	5	26	5	1	0	2	0	3	0	18-35	1-1	0	3.18	-



Career Highs

IP	6.2 (2x)	last at Savannah State	3/3/17
Strikeouts	13	at Savannah State	3/3/17
Hits	9 (2x)	last at Richmond	2/22/17
Walks	3 (3x)	last at VCU	3/22/16
Runs	6 (2x)	last at Richmond	2/22/17
HR	1	at Duke	5/12/15

Career Stats

Year	era	w-l	app	gs	cg	sho	sv	ip	h	r	er	bb	so	2b	3b	hr	bf	b/avg	wp	hbp	bk	sfa	sha
2015	4.58	0-1	10	1	0	0	1	17.2	19	10	9	6	16	2	0	1	82	.264	3	2	0	2	0
2016	7.31	0-3	6	4	0	0	0	16.0	22	16	13	8	11	4	1	0	81	.328	2	3	1	2	1
2017	3.18	1-1	4	2	0	0	0	17.0	14	6	6	5	26	5	1	0	72	.219	2	3	0	0	0
Total	4.97	1-5	20	7	0	0	1	50.2	55	32	28	19	53	11	2	1	235	.271	7	8	1	4	1

TEAM STATS

Overall Statistics for Longwood (as of Mar 08, 2017)
(All games Sorted by Batting avg)

Record: 5-9 Home: 1-4 Away: 4-5 Big South: 0-0

Player	avg	gp-gs	ab	r	h	2b	3b	hr	rbi	tb	slg%	bb	hp	so	gdp	ob%	sf	sh	sb-att	po	a	e	fld%
MITCHELL, J.	.354	14-14	48	7	17	3	0	2	11	26	.542	14	2	12	0	.500	2	0	2-2	70	4	2	.974
OSINSKI, Michael	.339	14-14	59	13	20	3	1	2	17	31	.525	5	1	8	0	.394	1	0	3-3	20	32	6	.897
SHULL, Ryan	.297	14-12	37	9	11	0	1	0	4	13	.351	6	0	11	1	.395	0	0	0-1	21	1	2	.917
LEWIS, Alex	.291	14-14	55	9	16	4	2	1	11	27	.491	8	0	5	0	.381	0	0	2-2	31	5	0	1.000
TUCKER, Antwaun	.277	14-11	47	7	13	3	2	0	8	20	.426	6	0	10	0	.358	0	1	3-4	23	4	1	.964
MILLER, Sammy	.267	14-14	60	12	16	4	1	0	9	22	.367	4	2	16	0	.333	0	3	5-6	31	0	0	1.000
BLAKENEY, Nate	.222	13-13	36	9	8	2	0	1	3	13	.361	7	2	15	0	.370	1	1	1-1	22	15	6	.860
HARVELL, Brandon	.192	14-14	52	7	10	0	1	0	2	12	.231	4	2	9	0	.276	0	1	1-2	13	23	2	.947

MCCAFFERTY, Mac	.429	8-2	14	2	6	1	0	0	2	7	.500	0	1	0	1	.467	0	0	0-0	9	0	0	1.000
CARTER, Scott	.400	7-0	5	3	2	0	0	0	1	2	.400	0	0	3	0	.400	0	0	1-1	5	0	0	1.000
GARRIDO, Carlos	.227	11-8	22	3	5	2	0	0	3	7	.318	2	3	10	0	.370	0	1	0-0	61	11	3	.960
MENDEZ, Joey	.200	11-6	25	3	5	1	0	1	7	9	.360	4	1	3	0	.333	0	0	0-0	52	7	3	.952
KELLER, Grant	.100	10-4	20	2	2	0	0	0	1	2	.100	1	1	6	0	.182	0	0	0-0	2	2	0	1.000
BARRY, James	.000	5-0	7	0	0	0	0	0	0	0	.000	0	0	4	0	.000	0	0	0-0	0	1	0	1.000
PETERSON, Jon	.000	3-0	2	0	0	0	0	0	0	0	.000	0	0	0	0	.000	0	0	0-0	0	1	1	.500
BOYDSTUN, Cody	.000	1-0	1	0	0	0	0	0	0	0	.000	0	0	1	0	.000	0	0	0-0	1	0	0	1.000
WAGER, Cody	.000	1-0	0	0	0	0	0	0	0	0	.000	0	0	0	0	.000	0	0	0-0	0	3	0	1.000
Totals	.267	14	490	86	131	23	8	7	79	191	.390	61	15	113	2	.363	4	7	18-22	362	123	31	.940
Opponents	.306	14	504	109	154	36	4	7	90	219	.435	70	15	131	4	.404	3	8	37-49	375	149	16	.970

LOB - Team (117), Opp (128). DPs turned - Team (4), Opp (4). CI - Team (0), Opp (1). IBB - Team (3), LEWIS, A. 1, MENDEZ, J. 1, MITCHELL, J. 1, Opp (3). Picked off - WAGER, C. 1, TUCKER, A. 1, BLAKENEY, N. 1, MITCHELL, J. 1.

(All games Sorted by Earned run avg)

Player	era	w-l	app	gs	cg	sho	sv	ip	h	r	er	bb	so	2b	3b	hr	b/avg	wp	hp	bks	sfa	sha
CATLIN, Michael	1.10	1-1	5	0	0	0/0	0	16.1	8	2	2	9	18	0	0	0	.151	3	0	2	0	2
MORGAN, Tyler	1.72	0-0	5	2	0	0/0	1	15.2	14	7	3	5	16	3	0	1	.230	3	2	1	0	0
POTOJECKI, Zach	3.18	1-1	4	2	0	0/0	0	17.0	14	6	6	5	26	5	1	0	.219	2	3	0	0	0

PETERSON, Jon	5.68	0-0	3	0	0	0/0	0	6.1	10	5	4	3	6	2	0	1	.370	0	1	0	1	1
GOULD, Devin	5.73	0-1	4	2	0	0/0	0	11.0	20	12	7	7	8	5	0	1	.400	4	1	0	0	0
RILEY, Travis	7.15	0-2	4	2	0	0/0	0	11.1	16	11	9	5	9	5	0	0	.340	1	2	1	1	3
SIMPSON, Luke	7.56	0-0	6	0	0	0/0	0	8.1	10	7	7	9	5	4	2	0	.313	0	0	0	1	1
BOYDSTUN, Cody	8.10	2-1	5	0	0	0/0	0	6.2	12	11	6	4	9	1	0	0	.343	3	2	0	0	0
WAGER, Cody	9.26	1-2	4	3	0	0/0	0	11.2	21	16	12	4	15	4	0	2	.382	4	0	0	0	1
HARP, Eric	10.80	0-0	5	0	0	0/0	0	3.1	6	7	4	6	2	2	0	0	.400	1	0	0	0	0
WIRSU, Tyler	12.00	0-1	4	3	0	0/0	0	12.0	19	20	16	9	14	5	1	2	.333	3	3	1	0	0
GREGORY, John	27.00	0-0	4	0	0	0/0	1	1.1	4	5	4	4	3	0	0	0	.500	0	1	0	0	0
Totals	5.95	5-9	14	14	0	0/0	2	121.0	154	109	80	70	131	36	4	7	.306	24	15	5	3	8
Opponents	4.90	9-5	14	14	1	1/0	1	125.0	131	86	68	61	113	23	8	7	.267	19	15	1	4	7

PB - Team (6), MENDEZ, J. 3, GARRIDO, C. 3, Opp (3). Pickoffs - Team (5), CATLIN, M. 2, GOULD, D. 2, MORGAN, T. 1, Opp (4). SBA/ATT - MENDEZ, J. (15-19), GARRIDO, C. (13-16), MORGAN, T. (9-12), MCCAFFERTY (8-8), GOULD, D. (5-6), WIRSU, T. (5-6), CATLIN, M. (3-5), SIMPSON, L. (3-4), WAGER, C. (1-4), RILEY, T. (3-3), GREGORY, J. (3-3), POTOJECKI, Z (2-3), BOYDSTUN, C. (2-2), HARP, E. (1-1).

2016 BIG SOUTH STATS

Conference statistics for Longwood (as of May 23, 2016)
(Big South games only Sorted by Batting avg)

Record: 14-10 Home: 7-5 Away: 7-5 Big South: 14-10

Player	avg	gp-gs	ab	r	h	2b	3b	hr	rbi	tb	slg%	bb	hp	so	gdp	ob%	sf	sh	sb-att	po	a	e	fld%
LEWIS, Alex	.396	22-22	91	13	36	8	0	0	13	44	.484	4	1	15	3	.423	1	0	1-1	2	5	1	.875
OSINSKI, Michael	.327	24-24	98	8	32	5	0	1	16	40	.408	4	2	16	1	.358	2	0	2-3	42	46	6	.936
BASTAICH, Connar	.309	24-24	94	17	29	0	0	1	14	32	.340	9	1	14	1	.375	0	1	1-1	183	23	0	1.000
HARVELL, Brandon	.277	24-24	83	11	23	3	0	1	10	29	.349	14	0	16	0	.381	0	1	6-7	23	51	2	.974
ROTH, C.J.	.238	24-24	80	12	19	3	0	1	9	25	.313	14	2	22	3	.365	0	4	6-8	37	60	1	.990
MILLER, Sammy	.234	24-23	94	18	22	4	0	0	5	26	.277	10	1	19	1	.314	0	2	4-5	57	3	2	.968
GARRIDO, Carlos	.221	24-24	86	5	19	2	0	0	13	21	.244	5	2	19	0	.280	0	2	1-1	156	11	1	.994
KITSON, Drew	.193	23-23	83	9	16	6	0	2	12	28	.337	9	3	27	2	.292	1	0	3-3	57	5	2	.969

KONVICKA, Colton	.350	9-7	20	5	7	1	0	0	3	8	.400	3	0	4	0	.435	0	0	3-5	20	0	0	1.000
PETERSON, Jon	.333	6-0	6	1	2	0	0	0	0	2	.333	0	0	3	0	.333	0	0	0-0	2	1	0	1.000
PAUL, Garrett	.250	4-0	4	0	1	0	0	0	0	1	.250	0	0	2	0	.250	0	0	0-0	0	0	0	.000
BRISCOE, Janos	.217	12-8	23	5	5	0	0	0	1	5	.217	8	2	8	0	.455	0	0	1-2	18	1	1	.950
NELSON, Hayes	.132	19-11	38	4	5	1	0	0	3	6	.158	4	0	12	0	.214	0	1	0-0	22	0	0	1.000
BARRY, James	.100	7-2	10	0	1	0	0	0	1	1	.100	2	0	4	0	.250	0	1	0-0	0	0	0	.000
BURNETTE, Travis	.000	2-0	1	0	0	0	0	0	0	0	.000	0	0	0	0	.000	0	0	0-0	4	8	1	.923
WAGER, Cody	.000	1-0	1	0	0	0	0	0	0	0	.000	0	0	0	0	.000	0	0	0-0	0	0	0	.000
ELLIS, Allen	.000	1-0	0	0	0	0	0	0	0	0	.000	0	0	0	0	.000	0	0	0-0	0	0	0	.000
Totals	.267	24	812	108	217	33	0	6	100	268	.330	86	14	181	11	.346	4	12	28-36	636	235	23	.974
Opponents	.243	24	778	96	189	38	4	10	83	265	.341	100	24	158	4	.344	8	17	24-30	632	256	24	.974

LOB - Team (190), Opp (195). DPs turned - Team (10), Opp (18). CI - Team (0), Opp (2). IBB - Team (2), LEWIS, A. 1, ROTH, C. 1, Opp (3). Picked off - OSINSKI, M. 1, ROTH, C. 1, HARVELL, B. 1.

(Big South games only Sorted by Earned run avg)

Player	era	w-l	app	gs	cg	sho	sv	ip	h	r	er	bb	so	2b	3b	hr	b/avg	wp	hp	bks	sfa	sha
BURNETTE, Travis	2.28	4-0	8	8	0	0/0	0	51.1	41	15	13	24	44	10	2	0	.225	2	5	2	2	4
SIMPSON, Luke	4.83	1-3	7	7	0	0/0	0	31.2	33	20	17	13	18	5	0	2	.273	3	6	0	2	1
FARKAS, Steven	5.08	3-3	8	8	0	0/0	0	39.0	43	23	22	22	31	7	1	5	.285	4	2	3	1	5

GOULD, Devin	0.00	1-0	5	0	0	0/0	2	5.2	4	3	0	5	3	1	1	0	.211	4	4	0	1	0
PETERSON, Jon	0.00	0-0	2	0	0	0/0	0	1.2	0	0	0	1	0	0	0	0	.000	1	0	0	0	0
POTOJECKI, Zach	0.00	0-0	1	0	0	0/0	0	1.0	0	0	0	1	0	0	0	0	.000	0	0	0	0	0
PICO, Sean	0.00	0-0	1	0	0	0/0	0	0.2	2	0	0	1	0	0	0	0	1.000	0	0	0	0	1
CATLIN, Michael	2.08	1-0	12	1	0	0/0	2	21.2	16	5	5	6	13	4	0	1	.211	0	1	0	0	1
WIRSU, Tyler	2.57	0-0	4	0	0	0/0	0	7.0	3	2	2	6	6	2	0	0	.130	4	0	0	1	0
JONES, Ryan	2.78	3-1	12	0	0	0/0	2	22.2	14	8	7	7	23	3	0	0	.187	1	1	0	0	3
BOYDSTUN, Cody	3.00	0-1	8	0	0	0/0	1	9.0	10	6	3	3	7	1	0	0	.270	3	2	0	1	1
WAGER, Cody	4.26	1-2	5	0	0	0/0	0	12.2	17	7	6	4	7	4	0	1	.315	1	2	0	0	1
ELLIS, Allen	5.40	0-0	2	0	0	0/0	1	3.1	1	2	2	0	0	0	0	0	.091	1	1	0	0	0
TRICHKA, Cameron	9.00	0-0	1	0	0	0/0	0	3.0	3	3	3	3	5	0	0	1	.250	0	0	0	0	0
HARP, Eric	10.80	0-0	2	0	0	0/0	0	1.2	2	2	2	4	1	1	0	0	.250	0	0	0	0	0
Totals	3.48	14-10	24	24	0	0/0	8	212.0	189	96	82	100	158	38	4	10	.243	24	24	5	8	17
Opponents	4.14	10-14	24	24	2	1/0	5	210.2	217	108	97	86	181	33	0	6	.267	16	14	2	4	12

PB - Team (3), GARRIDO, C. 2, MILLER, S. 1, Opp (5). Pickoffs - Team (9), JONES, R. 4, SIMPSON, L. 2, BURNETTE, T. 2, PETERSON, J. 1, Opp (3). SBA/ATT - GARRIDO, C. (24-27), FARKAS, S. (5-6), BURNETTE, T. (4-5), SIMPSON, L. (4-5), TRICHKA, C. (5-5), BOYDSTUN, C. (2-2), PETERSON, J. (1-2), JONES, R. (1-2), GOULD, D. (1-1), WAGER, C. (0-1), CATLIN, M. (1-1).

INDIVIDUAL GAME HIGHS

Season Game Highs for Longwood (as of Mar 08, 2017)
(All games)

INDIVIDUAL GAME HIGHS**Batting**

At bats:	6	-	LEWIS, Alex at Savannah State (Mar 05, 2017)
	6	-	OSINSKI, Michael at Savannah State (Mar 05, 2017)
	6	-	MILLER, Sammy at Savannah State (Mar 05, 2017)
Runs scored:	3	-	OSINSKI, Michael at Elon (Feb 19, 2017)
	3	-	SHULL, Ryan vs Albany (Feb 25, 2017)
	3	-	CARTER, Scott at Savannah State (Mar 05, 2017)
Hits:	4	-	OSINSKI, Michael at Richmond (Feb 22, 2017)
RBIs:	5	-	OSINSKI, Michael at Elon (Feb 19, 2017)
	5	-	TUCKER, Antwaun at Savannah State (Mar 05, 2017)
Doubles:	2	-	MILLER, Sammy vs George Mason (Mar 01, 2017)
	2	-	TUCKER, Antwaun at Savannah State (Mar 04, 2017)
Triples:	2	-	LEWIS, Alex vs Albany (Feb 25, 2017)
Home runs:	2	-	MITCHELL, J. vs Albany (Feb 25, 2017)
Total bases:	9	-	MITCHELL, J. vs Albany (Feb 25, 2017)
Walks:	3	-	LEWIS, Alex at Savannah State (Mar 03, 2017)
Strikeouts:	3	-	(4 times)
Sac hits:	1	-	(7 times)
Sac flies:	1	-	(4 times)
Stolen bases:	2	-	TUCKER, Antwaun at Savannah State (Mar 03, 2017)
	2	-	OSINSKI, Michael at Savannah State (Mar 03, 2017)
Hit by pitch:	2	-	GARRIDO, Carlos vs Albany (Feb 25, 2017)
Caught stealing:	1	-	(4 times)
Runners LOB:	4	-	BLAKENEY, Nate at Elon (Feb 17, 2017)
	4	-	OSINSKI, Michael vs Albany (Feb 25, 2017)
	4	-	MCCAFFERTY, Mac at Wofford (Mar 08, 2017)

Fielding

Putouts:	12	-	GARRIDO, Carlos vs George Mason (Mar 01, 2017)
	12	-	GARRIDO, Carlos at Savannah State (Mar 04, 2017)
Assists:	7	-	OSINSKI, Michael vs Albany (Feb 25, 2017)
Errors:	2	-	BLAKENEY, Nate at Richmond (Feb 22, 2017)
	2	-	RILEY, Travis at USC Upstate (Mar 07, 2017)
	2	-	OSINSKI, Michael at Wofford (Mar 08, 2017)
Passed balls:	1	-	(6 times)

Pitching

Innings pitched:	6.2	-	POTOJECKI, Zach at Savannah State (Mar 03, 2017)
Runs allowed:	9	-	WIRSU, Tyler vs Albany (Feb 26, 2017)
Earned runs:	7	-	WIRSU, Tyler at Savannah State (Mar 05, 2017)
Walks allowed:	4	-	GOULD, Devin vs Albany (Feb 25, 2017)
Strikeouts:	13	-	POTOJECKI, Zach at Savannah State (Mar 03, 2017)
Hits allowed:	10	-	GOULD, Devin vs Albany (Feb 25, 2017)
Doubles allowed:	4	-	RILEY, Travis at USC Upstate (Mar 07, 2017)
Triples allowed:	1	-	(4 times)
Homers allowed:	1	-	(7 times)
Wild pitches:	3	-	GOULD, Devin at Elon (Feb 18, 2017)
	3	-	WAGER, Cody vs Albany (Feb 25, 2017)
Hit batters:	2	-	(4 times)