

LONGWOOD

MEN'S BASKETBALL

27

at Radford

Saturday • February 18, 2017 • 5 p.m.

Radford, Va. • Dedmon Center (3,800)

Video: ESPN3/WatchESPN • **Radio:** WVHL 92.9 FM

ESPN 3



2016-17 Schedule

11/5	Hampden-Sydney (exh.)	W (OT)	93-85
11/13	Maine	L	80-58
11/15	at Stephen F. Austin#	L	66-60
11/18	Salem International	W	87-74
11/23	at Saint Francis (Pa.)	L	87-72
11/28	Dartmouth	W	86-80

12/3	James Madison	L	71-59
12/9	at Creighton%	L	113-58
12/12	at George Mason	L	97-60
12/14	Averett	W	86-67
12/19	at Ball State	L	61-45
12/21	at Texas Tech&	L	91-60
12/29	Campbell*	W	79-77
12/31	at High Point*	W	60-55

1/4	Presbyterian*	W	79-76
1/7	at Winthrop*	L	83-65
1/11	at UNC Asheville*	L	89-68
1/14	Gardner-Webb*	L	85-79
1/19	Radford*	L	72-60
1/21	at Charleston Southern*	L	76-61
1/26	Liberty*	L	93-62
1/28	at Presbyterian*	L	71-62

2/1	High Point*	L	92-68
2/4	at Gardner-Webb* @	L	90-64
2/9	at Campbell*	L	83-79
2/11	UNC Asheville*	L	91-69
2/15	Winthrop*	L	83-63
2/18	at Radford*	5 p.m.	
2/23	at Liberty*	7 p.m.	
2/25	Charleston Southern*	5 p.m.	

BIG SOUTH CHAMPIONSHIP

2/28	Big South Championship (1st Rd.)	TBA
3/2	Big South Championship (QF)	TBA
3/3	Big South Championship (SF)	TBA
3/5	Big South Championship Game	TBA

Home games in **BOLD**

* Big South game

ESPN Tip-Off Marathon (televised on ESPN2)

% Televised on Fox Sports 1

& Televised on Fox Sports Southwest

@ Televised by American Sports Network

All times eastern and subject to change

BROADCAST INFO

VIDEO: ESPN3/WatchESPN

Play-by-Play: Evan Lepler

Website: <http://es.pn/2jJ0IVN>

RADIO: WVHL Kickin' Country 92.9 FM

Play-by-Play: Darius Thigpen

Station: 92.9 FM (Farmville)

Website: LongwoodLancers.com/WVHL

THE MATCHUP

Longwood LANCERS

Farmville, Va. • Big South



Radford HIGHLANDERS

Radford, Va. • Big South



2016-17 Record 6-29, 3-12
Conference Big South
Last Game L, 83-63 vs. Winthrop (2-15)

Head Coach Jayson Gee (Charleston, '88)
Career Record 195-145 (10 Seasons)
Longwood Record 35-90 (Four Seasons)
Gee vs. Radford 2-5

2016-17 Record 11-16, 6-9
Conference Big South
Last Game L, 59-70 at Gardner-Webb (2-15)

Head Coach Mike Jones (Howard, '90)
Career Record 90-101 (Six Seasons)
Radford Record Same
Jones vs. Longwood 6-3

THE OPENING TIP

- Longwood plays the first of back-to-back Commonwealth rivalry games Saturday when it heads to Radford for the second meeting against the Highlanders this season. The Lancers then take on Liberty Wednesday in Lynchburg, Va.
- Longwood's last trip to Radford saw the Lancers overcome a 20-point halftime deficit to stun the Highlanders, 92-81, in the 2015-16 regular season finale. Longwood outscored Radford 55-36 in the second half of that comeback effort.
- Longwood is down to just seven available scholarship players after a rash of injuries. **Bryan Gee** (overtraining syndrome) was shut down on Jan. 26. **Damarion Geter** (broken foot), **Jahleem Montague** (torn ACL) and **Juan Munoz** (torn ACL) are also on the team's long-term injury report, while **Kendrick Thompson** will miss the remainder of the year due to academic reasons.

LAST TIME OUT

- Winthrop forward Xavier Cooks erupted for the Big South's first 20-20 game since the 2014-15 season, racking up 21 points and 20 rebounds to lead preseason favorite Winthrop past Longwood, 83-63, Wednesday evening in Willett Hall.
- The All-Big South forward dominated the glass on both ends of the floor, hauling in six boards on the offensive end and 14 more on the defensive en route to a career high in rebounds and his seventh 20-point game of the season.
- Cooks' 20 boards came as part of the first 20-rebound game in the Big South since Longwood forward Khris Lane hauled in 20 in his Lancer debut against Randolph on Nov. 13, 2015.
- Longwood guards **Darrion Allen** and **Isaiah Walton** carried the offense with a pair of double-figure scoring games. Allen poured in a team-high 18, while Walton added 16.

THE LINEUP

No.	Name (Ht., Wt., Yr.)	Pos.	PPG	RPG	APG	Notables
0	Dominic Ezeani (5-11, 165, Fr.)	G	0.3	0.7	0.1	Walk-on PG; just 1 turnover in 69 minutes of action
1	Isaiah Walton (6-4, 185, R-So.)	G	13.8	3.9	3.0	Five 20-point games in first season as a Lancer
2	Bryan Gee (6-0, 180, R-So.)	G	2.4	1.8	1.7	Shut down for season due to overtraining syndrome
3	Darrion Allen (6-2, 176, Sr.)	G	14.4	3.6	1.3	Joined 1,000-point club this season
4	Khris Lane (6-6, 245, R-Jr.)	F	16.0	7.2	1.2	10+ points in 14 of 15 Big South games
10	B.K. Ashe (6-1, 160, Sr.)	G	—	—	—	Will sit out season due to NCAA transfer rules
11	Jahleem Montague (6-8, 230, So.)	F	—	—	—	Will miss first season at Longwood w/ torn ACL
12	Juan Munoz (5-11, 165, Fr.)	G	—	—	—	Will miss first season at Longwood w/ torn ACL
15	Isaac Belton (6-4, 205, Sr.)	G	5.5	2.2	1.0	Career-high 6 double-figure scoring games
20	Obi Romeo (6-10, 245, Jr.)	F	0.9	1.6	0.1	Averaging team-best 10.5 rebounds per 40 minutes
21	JaShaun Smith (6-5, 200, Fr.)	F	7.4	3.7	0.8	Had a block in 14 straight games from Dec. 21-Feb. 4
22	Caius Covrig (6-5, 215, Fr.)	G	—	—	—	Freshman walk-on; averaged 20.0 ppg, 12.0 rpg in HS
24	Damarion Geter (6-8, 235, R-Jr.)	F	3.0	3.3	0.7	Out indefinitely with foot injury
30	Chris Shields (6-8, 210, So.)	F/G	6.1	2.8	1.1	10+ points in 4 of past 7 games (7.8 ppg.)

• denotes projected starter

Longwood at Radford • February 18, 2017 • Radford, Va. (Dedmon Center)

Media Information

MEDIA CONTACTS

Chris Cook

Assistant VP/Athletics Communications

Email: cookcc@longwood.edu

Office: 434-395-2718

Cell: 434-808-5127

Todd Lindenmuth

Asst. Director of Athletics Communications

Email: lindenmuthwt@longwood.edu

Office: 434-395-4802

Cell: 919-724-8161

Darius Thigpen

Asst. Director of Athletics Communications

Email: thigpendm@longwood.edu

Office: 434-395-2345

Cell: 813-299-7578

Derrick Bennington

Athletics Communications Staff Assistant

Email: benningtondh@longwood.edu

INTERVIEW REQUESTS

All interview requests for Longwood men's basketball players and coaches will be coordinated through the Longwood athletics communications office.

GAME BROADCASTS

All Longwood men's basketball games air live on WVHL 92.9 FM Kickin' Country in Farmville, online at www.WVHL.net and on the TuneIn Radio app. Select games stream on a free, live video broadcast on the Big South Network, available at www.bigsouthsports.com/schedule. Scott Bacon, the voice of the Lancers, carries radio broadcasts on WVHL, while Darius Thigpen handles on-air commentary on the Big South Network. All Big South games also air on WHAP 1340 AM in Hopewell, Va.

LONGWOODLANCERS.COM

For unparalleled coverage of the entire intercollegiate athletics department at Longwood, access LongwoodLancers.com. The official site of Longwood athletics features in-depth coverage of Longwood players, coaches and staff as well as game notes, player biographies, statistics and updates on the Longwood men's basketball program.

GAMEDAY CREDENTIALS

Credentials to Longwood basketball home games are available upon request through the Longwood athletics communications department. Credentials are issued at the discretion of the Longwood athletics department and may be revoked at any point due to inappropriate behavior, inappropriate use of the credential, non-sanctioned transfer of the credential or other reasons deemed worthy of credential revocation by the department.

PRACTICE AVAILABILITY

All Longwood men's basketball practices are closed to the media and general public unless otherwise granted permission by Longwood head coach Jayson Gee or the Longwood athletics communications office. To request access to a Longwood basketball practice for the purpose of media coverage, contact the Longwood athletics communications office.

BY THE NUMBERS

- Redshirt sophomore **Isaiah Walton**, a combo guard-turned-point guard, played his entire 33 minutes against Radford without a single turnover. That was his second-longest turnover-free stretch in a single game since he went 36 minutes without a giveaway against Averett on Dec. 14, 2016.
- After failing to reach double-digit scoring in three straight games for the first time all season from Jan. 26 through Feb. 1, Walton has now scored in double-digits in four consecutive games. He has two 20-point outbursts during that stretch while averaging a team-high 19.0 points per game.
- Walton's 13.8 points per game this season rank as the second-best scoring clip for a first-year Longwood player in the Division I era. A redshirt sophomore who began his collegiate career at UC Davis in 2014-15, Walton trails only former UAB transfer Quincy Taylor, who averaged 17.2 points per game as a redshirt senior in 2014-15, on that Longwood list.
- Due to a rash of injuries, Longwood has leaned on six players to shoulder the bulk of the team's minutes. Five Lancers average at least 20.0 minutes per game and three — **Darrion Allen** (35.8 mpg.), **Khris Lane** (33.8) and **Isaiah Walton** (30.8) — averaging at least 30.0 minutes per game.
- Allen has been on the court for a team-high 930 minutes this season, which equates to 89.4 percent of available minutes through Longwood's first 26 games. He has played at least 30 minutes in every single game this season.
- Longwood ranks second in the Big South with 4.2 blocks per game and has three players — **JaShaun Smith** (1.2 bpg.), **Khris Lane** (1.2) and **Darrion Allen** (0.8) ranked among the Big South's top 10 in blocks per game. Both Smith and Lane are on pace to crack Longwood's single-season top five in the Division I era for blocks per game.
- Smith leads Longwood with a .484 (15-of-31) three-point percentage this season.

Statistics Comparison

	LWU	RAD
Points	67.3	66.2
Opp. Points	80.9	71.8
Rebounds	30.7	38.7
Opp. Rebounds	38.7	33.5
Def. Rebounds	23.5	25.9
Opp. Def. Rebounds	26.2	24.0
Off. Rebounds	7.2	12.8
Opp. Off. Rebounds	12.4	9.5
Field Goal Pct.	.443	.415
Opp. Field Goal Pct.	.477	.455
3-Point Pct.	.339	.347
Opp. 3-Point Pct.	.392	.357
3-Point FGs	6.4	7.8
Opp. 3-Point FGs	8.3	6.6
Free Throw Pct.	.722	.665
Opp. Free Throw Pct.	.698	.679
Free Throws Made	11.8	11.2
Opp. Free Throws Made	13.5	11.9
Personal Fouls	18.0	17.5
Opp. Personal Fouls	15.8	15.8
Assists	10.8	12.7
Turnovers	15.6	15.5
Opp. Turnovers	13.0	10.6
Blocked Shots	4.2	3.4
Steals	6.0	5.0

LONGWOOD MBB QUICK FACTS

UNIVERSITY

Name	Longwood University
City/Zip	Farmville, VA 23909
Founded	1839
Enrollment (Undergraduate)	4,602
Nickname	Lancers
Colors	Navy Blue (PMS 282) & White
Fight Song	Hail to Longwood U!
Affiliation	NCAA Division I
Conference	Big South
President	W. Taylor Reveley IV
Alma Mater	Princeton
Director of Athletics	Troy Austin
Alma Mater	Duke
Athletics Phone	(434) 395-2057
Tickets Phone	(434) 395-2138
Website	www.LongwoodLancers.com
Twitter	@LongwoodLancers

PROGRAM HISTORY

Seasons of Basketball	40
First Season	1976-77
All-Time Record	521-631
Division I Eligible	2007-Present
Division I Record (Seasons)	102-205 (10)
First Season Full D-I Affiliation	2007-08
Division I Reclassifying Period	2004-07
Reclassifying D-I Record	20-72 (3)
Division II Eligible	1980-2004
Division II Record (Seasons)	342-317 (24)
NCAA Division II Tournament Appearances	3
Division II Tournament Record	2-4
Division III Eligible	1976-80
Division III Record (Seasons)	57-36 (4)
NCAA Division III Tournament Appearances	1
Division III Tournament Record	3-2

TEAM INFORMATION

2016-17 Overall Record	6-20
Big South Record	3-12
Home Record	5-8
Away Record	1-12
Neutral Record	0-0
Starters Returning/Lost	2/3
Letterwinners R/L	6/7
Newcomers	9

Series History

All-Time Record vs. Radford	7-18
Under Coach Gee	2-4
Current Streak	Radford, W1
First Meeting	RAD 130, LWU 59 (Jan. 25, 1977)
Last Meeting	RAD 72, LWU 60 (Jan. 19, 2017)

Notes

- Longwood and Radford meet for the 26th time in series history and the second time this season Saturday in Radford, Va.
- The Highlanders took the first meeting this season 72-60 in Farmville, Va., thanks to 18 points from Justin Cousin and a 13-point, 15-rebound double-double from Ed Polite Jr.
- Longwood and Radford have split three of the past four regular-season series, going 1-1 against each other in 2012-13, 2014-15 and 2015-16.
- Radford owns a 6-3 advantage over the Lancers during Longwood's five-year Big South era.

LANCERS EYEING BIG SOUTH CLIMB FOR FOURTH STRAIGHT YEAR

- Longwood is looking to improve its spot in the Big South standings for the fourth consecutive year.
- The Lancers have improved on their conference finish from the previous season in each of head coach **Jayson Gee**'s first three years at the helm, moving from 11th place in 2013-14 to ninth in 2014-15 to a program-best eighth in 2015-16.
- At 3-0 three games into the conference season, the Lancers were the Big South's last remaining unbeaten team before preseason favorite Winthrop handed them their first conference loss.
- That three-game Big South win streak was the longest since joining the league five years ago.
- Gee has also led Longwood to a 3-3 record in the Big South Championship Tournament, guiding the team past the first round in each of the past two seasons. Longwood reached the Big South semifinals for the first time in program history in 2014-15 and advanced to the quarterfinals last season.

Longwood • Big South Era

Year	Big South Record	Big South Finish	Big South Tourney (Rd.)
2012-13	4-12	12th	1-1 (QF)
2013-14	3-13	11th	0-1 (1st)
2014-15	5-13	9th	2-1 (SF)
2015-16	5-13	8th	1-1 (QF)
2016-17	3-12	—	—

MARATHON MEN

- Due to a rash of injuries, Longwood has relied on the trio of **Darrion Allen**, **Isaiah Walton** and **Khrist Lane** to shoulder the bulk of the team's minutes.
- Each of those three ranks among the Big South's top 11 in minutes per game, including Allen who leads the conference with a career-high 35.8.
- With only seven scholarship players available, the Lancers have five players averaging at least 21.0 minutes per game and another — senior **Isaac Belton** — averaging 23.7 minutes in Big South play.

2016-17 • Big South • Minutes Per Game

Rk.	Name, School	MPG
1.	Darrion Allen, Longwood	35.8
2.	Keon Johnson, Winthrop	35.1
3.	MaCio Teague, UNC Asheville	34.0
4.	Khrist Lane, Longwood	33.8
5.	Chris Clemons, Campbell	33.2
6.	Ahmad Thomas, UNC Asheville	32.8
7.	Kevin Vannatta, UNC Asheville	32.1
8.	Ed Polite Jr., Radford	31.3
9.	Armel Potter, Charleston Southern	31.1
10.	Ryan Kemrite, Liberty	31.1
11.	Isaiah Walton, Longwood	30.8

Through games on Feb. 16, 2017

2016-17 Big South Standings

Team	Conf	Pct.	Overall	Pct.
UNC Asheville	13-2	.867	21-7	.750
Liberty	13-2	.867	18-10	.643
Winthrop	12-3	.800	20-6	.769
High Point	8-7	.533	14-13	.519
Gardner-Webb	8-7	.533	15-13	.536
Campbell	6-9	.400	13-14	.481
Radford	6-9	.400	11-16	.407
Charleston Southern	5-10	.333	9-17	.346
Longwood	3-12	.200	6-20	.231
Presbyterian	1-14	.067	5-21	.192

THE BIG THREE

- Longwood has gotten the bulk of its production from the trio of guards **Darrion Allen** and **Isaiah Walton**, and forward **Khrist Lane**. Each of those three ranks among the Big South's top 15 in scoring and minutes per game, making Longwood the Big South's only team with three players in the top 10 in either of those categories.
- Lane (16.0 ppg.), Allen (14.4) and Walton (13.8) combine to average 44.1 points per game, or 65.6 percent of Longwood's total scoring. They have accounted for 59 of Longwood's 77 double-figure scoring games.
- Those three rank as the third-highest scoring trio in the Big South, trailing only Winthrop (45.4 ppg.) and Campbell (45.1).
- Longwood is 5-7 when each of those three score in double figures in the same game.

2016-17 • Big South • Top Scoring Trios

Rk.	School (Players — PPG)	PPG
1.	WINTHROP (Johnson — 21.9, Cooks — 15.8, A. Broman — 7.8)	45.5
2.	CAMPBELL (Clemons — 23.4, Whitfield — 12.6, Hamer — 9.4)	45.4
3.	LONGWOOD (Lane — 16.2, Allen — 14.2, Walton — 13.7)	44.2

2016-17 • Big South • Points Per Game

Rk.	Name, School	PPG
1.	Chris Clemons, Campbell	23.4
2.	Keon Johnson, Winthrop	21.9
3.	Ahmad Thomas, UNC Asheville	17.8
4.	Christian Keeling, Charleston Southern	16.8
5.	MaCio Teague, UNC Asheville	16.0
5.	Khrist Lane, Longwood	16.0
7.	Xavier Cooks, Winthrop	15.8
8.	Darrion Allen, Longwood	14.4
9.	Ryan Kemrite, Liberty	14.0
10.	Isaiah Walton, Longwood	13.8
	Miles Bowman Jr. High Point	13.8

Through games on Feb. 16, 2017

NEWCOMER WALTON MAKES IMMEDIATE IMPACT

- Redshirt sophomore **Isaiah Walton** has emerged as one of the Big South's top guards in his first season at Longwood.
- A transfer from UC Davis & Iowa Western, Walton is one of only two Big South players averaging at least 10.0 points, 3.0 assists and 1.0 steals per game, joining Gardner-Webb's LaQuincy Rideau.
- He ranks in the Big South's top 10 in assists, free throw percentage, steals, assist-to-turnover ratio and minutes played.

2016-17 • Big South • 10.0 PPG, 3.0 APG & 1.0 SPG

Name, School	PPG	APG	SPG
LaQuincy Rideau, Gardner-Webb	13.6	5.1	3.1
Isaiah Walton, Longwood	13.8	3.0	1.8

2016-17 • Big South • Assists Per Game

Rk.	Name, School	APG
1.	LaQuincy Rideau, Gardner-Webb	5.1
2.	Jamal Wright, High Point	3.7
3.	Christian Bradford, Radford	3.6
4.	Reggie Dillard, Presbyterian	3.4
5.	Armel Potter, Charleston Southern	3.3
6.	Kevin Vannatta, UNC Asheville	3.3
7.	Isaiah Walton, Longwood	3.0

Through games on Feb. 16, 2017

MISCELLANEOUS STATS

DOUBLE-FIGURE SCORING GAMES			
Player	'16-17 (W-L)	Career	
Darrion Allen	21 (5-16)	46	
Khrist Lane	23 (6-16)	36	
Isaiah Walton	19 (6-13)	19	
JaShaun Smith	8 (2-6)	8	
Chris Shields	6 (1-5)	8	
Isaac Belton	5 (2-3)	6	
Bryan Gee	1 (0-1)	1	
Kendrick Thompson	1 (0-1)	1	
20+ POINTS			
Player	'16-17 (W-L)	Career	
Darrion Allen	5 (1-4)	9	
Khrist Lane	5 (3-2)	5	
Isaiah Walton	5 (2-3)	5	
30+ POINTS			
Player	'16-17 (W-L)	Career	
Khrist Lane	2 (1-1)	2	
DOUBLE-DOUBLES			
Player	'16-17 (W-L)	Career	
Khrist Lane	5 (3-2)	8	
Darrion Allen	0 (0-0)	1	
10+ REBOUNDS			
Player	'16-17 (W-L)	Career	
Khrist Lane	6 (3-3)	10	
Darrion Allen	0 (0-0)	1	
Damarion Geter	0 (0-0)	1	
20+ REBOUNDS			
Player	'16-17 (W-L)	Career	
Khrist Lane	0 (0-0)	1	
3+ ASSISTS			
Player	'16-17 (W-L)	Career	
Bryan Gee	5 (2-3)	16	
Darrion Allen	3 (1-2)	15	
Isaiah Walton	13 (4-9)	13	
Damarion Geter	0 (0-0)	8	
Kendrick Thompson	5 (1-4)	5	
Khrist Lane	3 (0-3)	4	
Chris Shields	3 (1-2)	4	
JaShaun Smith	3 (0-3)	3	
Isaac Belton	2 (1-1)	2	
3+ STEALS			
Player	'16-17 (W-L)	Career	
Darrion Allen	1 (0-1)	10	
Isaiah Walton	8 (1-7)	8	
Bryan Gee	0 (0-0)	2	
Khrist Lane	1 (0-1)	1	
Kendrick Thompson	1 (0-1)	1	
Isaac Belton	0 (0-0)	1	
3+ BLOCKS			
Player	'16-17 (W-L)	Career	
Khrist Lane	2 (0-2)	2	
Darrion Allen	1 (0-1)	2	
JaShaun Smith	1 (0-1)	1	
3+ THREE-POINTERS			
Player	'16-17 (W-L)	Career	
Darrion Allen	9 (4-5)	17	
Kendrick Thompson	2 (1-1)	2	
Khrist Lane	1 (0-1)	2	
Chris Shields	1 (0-1)	2	
Isaac Belton	2 (1-1)	2	
Isaiah Walton	1 (0-1)	1	
LEADING SCORER			
Player	'16-17 (W-L)	Career	
Darrion Allen	9 (1-8)	15	
Khrist Lane	9 (3-6)	11	
Isaiah Walton	5 (2-3)	5	
JaShaun Smith	2 (0-2)	2	
Chris Shields	1 (0-1)	2	
Isaac Belton	0 (0-0)	1	
LEADING REBOUNDER			
Player	'16-17 (W-L)	Career	
Khrist Lane	18 (5-13)	27	
Damarion Geter	0 (0-0)	14	
Isaiah Walton	4 (2-2)	4	
JaShaun Smith	3 (0-3)	3	
Darrion Allen	2 (0-2)	3	
Chris Shields	1 (0-1)	1	
Isaac Belton	0 (0-0)	1	
ASSISTS LEADER			
Player	'16-17 (W-L)	Career	
Isaiah Walton	13 (4-9)	13	
Bryan Gee	5 (1-4)	11	
Kendrick Thompson	5 (1-4)	5	
Damarion Geter	0 (0-0)	5	
Khrist Lane	2 (0-2)	2	
Isaac Belton	2 (1-1)	2	
Chris Shields	1 (0-1)	2	
Darrion Allen	1 (0-1)	1	

QUOTABLE:

"We have to build off what Isaiah Walton did. He got 16 points, five rebounds, two assists and zero turnovers. He came into this game with a different mindset. Sitting him down at the end of last game really helped him refocus. He demonstrated that he's a coachable player, and he's a good player, and he has a chance to be a very, very good player."

— Head coach **Jayson Gee** on redshirt sophomore guard **Isaiah Walton's** game against Winthrop



LANE OWNS THE LANE

- Former Drexel transfer **Khris Lane** is among the league's top 10 in scoring (6th, 16.0 ppg.) rebounding (4th, 7.2 rpg.), double-doubles (t-4th, 5) and field goal percentage (3rd, .523 — 170-of-325).
- The 6-6, 245-pound Lane has showcased his range as well, shooting .320 (24-of-75) from three-point range with at least one trey in 15 of his 26 games.
- After averaging 8.7 points per game in 2015-16, Lane has nearly doubled that production this season with 16.0 points per game, the largest scoring jump in the Big South this season.
- Lane has accounted for 23.5 percent of Longwood's rebounds this season and has led the team in rebounding 17 times. Longwood is 3-2 this season when he has a double-double.
- Lane tied Longwood's Division I single-game rebound record last season with 20 boards against Randolph on Nov. 13, 2015.

2016-17 • Big South • Double-Doubles

Rk.	Name, School	DD
1.	Ed Polite Jr., Radford	12
2.	Miles Bowman Jr., High Point	11
3.	Xavier Cooks, Winthrop	8
4.	Khris Lane, Longwood	5
	Ahmad Thomas, High Point	5

2016-17 • Big South • Rebounds Per Game

Rk.	Name, School	RPG
1.	Ed Polite Jr., Radford	9.5
2.	Xavier Cooks, Winthrop	8.8
3.	Miles Bowman Jr., High Point	8.3
4.	Khris Lane, Longwood	7.2
5.	Tyrell Nelson, Gardner-Webb	6.9

2016-17 • Big South • Field Goal Percentage

Rk.	Name, School	FG Pct. (FG-A)
1.	Tyrell Nelson, Gardner-Webb	.557 (142-255)
2.	Ahmad Thomas, UNC Asheville	.530 (201-377)
3.	Khris Lane, Longwood	.523 (170-325)

2016-17 • Big South • Blocks Per Game

Rk.	Name, School	BPG
1.	Xavier Cooks, Winthrop	1.7
2.	Andrew Eudy, Campbell	1.7
3.	Darius Bolstad, Radford	1.6
4.	Duby Okeke, Winthrop	1.5
5.	JaShaun Smith, Longwood	1.2
6.	Khris Lane, Longwood	1.2
7.	L'Hassane Niangane, Gardner-Webb	1.0
8.	Ed Polite Jr., Radford	0.9
9.	Ed Drew, Presbyterian	0.9
10.	Darrion Allen, Longwood	0.8

Through games on Feb. 16, 2017

ALLEN JOINS 1,000-POINT CLUB

- Darrion Allen** became Longwood's newest member of the 1,000-point club, hitting that milestone on Feb. 1, 2017 against High Point.
- Allen is the sixth Lancer to reach that mark since Longwood began Division I realignment in 2004-05 and the fifth since that transition became official beginning in 2007-08. He is the 21st 1,000-point scorer in school history.
- Allen is among the Big South's most versatile players, leading the league with 35.8 minutes per game and ranking among the 10 in scoring (8th, 14.4 ppg.), free throw percentage (5th, .824 — 84-of-102), blocks (10th, 0.8 bpg.), and made three-pointers per game (8th, 1.9).
- Allen also ranks among the school's Division I career leaders in free throw percentage (3rd, .813). Last season, his .879 free throw clip was the second highest in Longwood's Division I era.

Longwood • Division I Era • Points

Rk.	Name, Years	Points
1.	Antwan Carter, 2008-12	1,886
2.	Dana Smith, 2004-10	1,540
3.	Tristan Carey, 2011-14	1,504
4.	Maurice Sumter, 2004-07	1,305
5.	Martiz Washington, 2008-12	1,089
6.	Darrion Allen, 2013-Pres.	1,058

Longwood • Division I Era • Career FT Percentage

Rk.	Name, Years	FT Pct. (FT-A)
1.	Brandon Giles, 2004-08	.827 (129-156)
2.	David Robinson, 2010-14	.819 (131-160)
3.	Darrion Allen, 2013-Pres.	.813 (213-262)
4.	Kevin Swecker, 2006-10	.808 (122-151)
5.	Ryan Bogan, 2007-09	.787 (111-141)

Through games on Feb. 16, 2017

GETER A NOMINEE FOR NABC GOOD WORKS TEAM

- Longwood redshirt junior forward **Damarion Geter** was selected as a nominee for the NABC Good Works Team, which honors college basketball players who represent the sport in areas of community service and leadership among their peers.
- A three-year captain, Geter's service resume includes the "Reading with the Lancers" program, FACES Food Pantry, community events at the YMCA and camps and clinics in Farmville and surrounding areas in the Heartland of Virginia.
- Geter is also a representative on the Student Athlete Advisory Committee (SAAC).
- Geter missed the entire 2015-16 season with a shoulder injury and has been sidelined this season with a broken foot.

FRESHMAN JaSHAUN SMITH SEIZES OPPORTUNITY

- Freshman forward **JaShaun Smith** was thrust into the starting lineup following an injury to starter **Damarion Geter** and has answered the call, emerging as one of the Big South's top freshmen.
- Smith ranks fifth in the Big South with 1.2 blocks per game and is the league's seventh-leading freshman scorer with 7.4 points per game despite playing just five minutes in his first three games.
- The 6-5, 200-pound Smith has scored in double figures eight times this season and is shooting a team-high .484 (15-of-31) from three-point range.
- Smith had at least one block in 14 straight games from Dec. 31 through Feb. 4, the longest such tear of Longwood's 10-year Division I era.
- Smith's 29 blocks are the second most by a Longwood freshman since Longwood officially joined the Division I ranks on Sept. 1, 2007.

2016-17 • Big South • Points Per Game • Freshmen

Rk.	Name, School	PPG
1.	Christian Keeling, Charleston Southern	16.8
2.	MaCio Teague, UNC Asheville	16.0
3.	Jo'Vantae Millner, Presbyterian	10.8
4.	Jamal Wright, High Point	8.4
5.	Marcus Burk, Campbell	7.6
6.	JaShaun Smith, Longwood	7.4
	Donald Hicks, Radford	7.4

Longwood • Blocks • Freshman

Rk.	Name, Year	Blocks
1.	Michael Kessens, 2012-13	42
2.	JaShaun Smith, 2016-17	29
3.	Antwan Carter, 2008-09	18
4.	Brandon Evans, 2007-08	17
5.	Damarion Geter, 2013-14	15

Through games on Feb. 13, 2017

LANCERS OVERCOMING MULTIPLE KEY ABSENCES

- Longwood's strong start to Big South play has come despite being down to just eight scholarship players with four major contributors out, including four for the rest of the season.
- The lone point guard remaining on Longwood's active roster is 5-11, 165-pound walk-on freshman **Dominic Ezeani**.
- Three-year starting forward **Damarion Geter** is out indefinitely with a broken foot. Sophomore forward **Jahleem Montague** and freshman point guard **Juan Munoz** both suffered torn ACLs in the preseason and will miss the entire season. Red-shirt sophomore point guard **Bryan Gee** was shut down on Jan. 25 for the rest of the season due to prolonged overtraining syndrome stemming from an offseason emergency appendectomy.
- Junior point guard **Kendrick Thompson** was also deemed academically ineligible in mid-January and will not return this season, leaving Longwood without a single scholarship point guard.

Longwood • Player Absences

Name	Pos.	Games Missed
Caius Covrig (back)	G	26 (Questionable)
Bryan Gee (overtraining syndrome)	G	7 (Out for Season)
Damarion Geter (foot)	F	23 (Questionable)
Jahleem Montague (knee)	F	26 (Out for Season)
Juan Munoz (knee)	G	26 (Out for Season)
Kendrick Thompson (academics)	G	18 (Out for Season)

2016-17 GAME-BY-GAME LEADERS

Date	Opponent	W/L	Score	Longwood High Scorer	Opponent High Scorer	Longwood High Rebounder	Opponent High Rebounder	Longwood High Assists
11/5	Hampden-Sydney (exh.)	W	93-85 ^(MT)	Allen (24)	Guimaraes (30)	Walton (9)	Guimaraes (12)	Walton (8)
11/13	Maine	L	80-58	Allen (18)	Er (16)	Lane (8)	Myers (8)	Thompson (5)
11/15	at Stephen F. Austin#	L	66-60	Walton (16)	Holyfield (21)	Allen (7)	Holyfield (14)	Thompson (4)
11/18	Salem International	W	87-74	Lane (26)	Epps (18)	Lane (14)	Askew (6)	Walton (7)
11/23	at Saint Francis (Pa.)	L	87-72	Allen (21)	Braxton (17)	Lane (9)	Braxton (12)	Thompson (4)
11/28	Dartmouth	W	86-80	Walton (23)	Boudreaux/Smith (21)	Lane (11)	Boudreaux (9)	Thompson (7)
12/3	James Madison	L	71-59	Allen (13)	Kent (22)	Lane (6)	Vodanovich (13)	Thompson (3)
12/9	at Creighton%	L	113-58	Lane/Smith (12)	Foster/Thomas (16)	Shields (6)	Hegner/Thomas (9)	Walton (4)
12/12	at George Mason	L	97-60	Allen (16)	Grayer/Livingston/Moore (17)	Lane (8)	Jenkins/Moore (8)	Walton (3)
12/14	Averett	W	86-67	Allen (24)	Burnett (15)	Lane (11)	Ketner (8)	Walton (4)
12/19	at Ball State	L	61-45	Smith (11)	Kiapway (10)	Lane (10)	Moses (11)	Gee (2)
12/21	at Texas Tech&	L	91-60	Shields (15)	Livingston (19)	Smith (4)	Smith (12)	Walton (5)
12/29	Campbell*	W	79-77	Lane (30)	Clemons (24)	Lane (8)	Clemons (8)	Walton (7)
12/31	at High Point*	W	60-55	Lane (18)	Bowman Jr. (17)	Walton (9)	Bowman Jr. (9)	Belton/Walton (2)
1/4	Presbyterian*	W	79-76	Walton (22)	Drew (14)	Lane/Walton (8)	Drew (8)	Gee (4)
1/7	at Winthrop*	L	83-65	Lane (14)	Johnson (20)	Lane (6)	Cooks (11)	Gee (2)
1/11	at UNC Asheville*	L	89-68	Lane (32)	Teague/Thomas (27)	Lane (8)	Vannatta (8)	Belton (3)
1/14	Gardner-Webb*	L	85-79	Allen (22)	Robateau (22)	Lane (11)	Nelson (13)	Walton (6)
1/19	Radford*	L	72-60	Lane (18)	Cousin (18)	Lane (8)	Polite (15)	Gee (4)
1/21	at Charleston Southern*	L	76-61	Walton (20)	Keeling (28)	Allen (7)	Howard (11)	Gee (3)
1/26	Liberty*	L	93-62	Allen (20)	Kemrite (22)	Walton (5)	Gardner (6)	Walton (3)
1/28	at Presbyterian*	L	71-62	Lane (16)	Drew (21)	Lane (16)	Drew (9)	Walton (6)
2/1	High Point*	L	92-68	Lane (24)	Bowman (24)	Lane (7)	Thompson (10)	Walton (6)
2/4	at Gardner-Webb* @	L	90-64	Walton (20)	Efianayi (20)	Smith (8)	Miller (12)	Lane/Walton (3)
2/9	at Campbell*	L	83-79	Walton (28)	Clemons (25)	Lane (9)	Hamer (6)	Allen/Shields (3)
2/11	UNC Asheville*	L	91-69	Allen (17)	Teague (30)	Smith (8)	Weeks (9)	Lane/Shields (3)
2/15	Winthrop*	L	83-63	Allen (18)	Cooks (21)	Lane/Walton (5)	Cooks (20)	Walton (2)
2/18	at Radford*	5 p.m.						
2/23	at Liberty*	7 p.m.						
2/25	Charleston Southern*	5 p.m.						

* Big South game

ESPN Tip-Off Marathon (televised on ESPN2)

% Televised on Fox Sports 1

& Televised on Fox Sports Southwest

@ Televised by American Sports Network

All times eastern and subject to change

2016-17 MISCELLANEOUS LEADERS

GAMES AS LEADING SCORER

Khris Lane	9
Darrion Allen	9
Isaiah Walton	5
JaShaun Smith	2
Chris Shields	1

GAMES AS LEADING REBOUNDER

Khris Lane	18
Isaiah Walton	4
JaShaun Smith	3
Darrion Allen	2
Chris Shields	1

GAMES AS ASSISTS LEADER

Isaiah Walton	13
Bryan Gee	5
Kendrick Thompson	5
Isaac Belton	2
Khris Lane	2
Darrion Allen	1
Chris Shields	1

DOUBLE-FIGURE SCORING GAMES

Khris Lane	23
Darrion Allen	21
Isaiah Walton	19
JaShaun Smith	8
Chris Shields	6
Isaac Belton	5
Bryan Gee	1
Kendrick Thompson	1

20-POINT GAMES

Darrion Allen	5
Khris Lane	5
Isaiah Walton	5

30-POINT GAMES

Khris Lane	2
------------------	---

DOUBLE-FIGURE REBOUNDING GAMES

Khris Lane	6
------------------	---

DOUBLE-DOUBLES

Khris Lane	5
------------------	---

DUNKS

Khris Lane	9
JaShaun Smith	6
Isaiah Walton	6
Obi Romeo	3
Darrion Allen	2
Isaac Belton	2
Chris Shields	2
Damarion Geter	1
Opponent	43

OPENING TIPOFFS CONTROLLED

JaShaun Smith	9
Damarion Geter	3
Opponent	14

THREE-POINT PLAYS

Khris Lane	8
Darrion Allen	5
JaShaun Smith	5
Bryan Gee	3
Isaiah Walton	2
Isaac Belton	1
Opponent	21

FOUR-POINT PLAYS

Opponent	1
----------------	---

LONGWOOD'S FIRST SUBSTITUTION

Isaac Belton	10
Bryan Gee	9
Chris Shields	7
JaShaun Smith	5
Kendrick Thompson	4
Isaiah Walton	2

CHARGES DRAWN

Isaiah Walton	5
Khris Lane	3
Darrion Allen	2
Chris Shields	3
Isaac Belton	1
Opponent	16



JAYSON GEE

Head Coach

Fourth Season

University of Charleston, '88

Career Record: 195-145 (10 Seasons)

Longwood Record: 35-90 (Four Seasons)

Jayson Gee is in his fourth year at Longwood University and enters the 2016-17 season after leading the Lancers to the Big South Championship semifinals two years ago. Under Gee, Longwood has set program highs for overall wins and Big South victories in the Division I era that began prior to the 2012-13 season.

Gee, who received the 2015 Jon Lotz Barnabas Award from the Fellowship of Christian Athletes, is a 27-year coaching veteran who was named among the nation's top 10 assistant coaches at Cleveland State by BleacherReport.com before his appointment as Longwood's head coach on April 3, 2013.

With Division I stints as associate head coach at Cleveland State (2006-13), St. Bonaventure (2003-06) and Ohio (1993-96), an assistant coach post at Youngstown State (1989-93) and head coach experience at his alma mater, Division II Charleston (1996-2003), Gee has led programs to a 195-145 record as head coach. He has coached those teams to six NCAA Tournaments, including the 2009 postseason after helping lead Cleveland State past Butler in the Horizon League Championship.

Among Gee's most notable coaching accomplishments is the recruitment and mentoring of two-time NBA Champion Norris Cole at Cleveland State. Gee signed Cole to the Cleveland State program and coached the 6-2, 175-pound point guard to Horizon League MVP honors in 2011 before the Chicago Bulls drafted him with the 28th overall pick of the 2011 draft. Cole has since gone on to earn two championship rings with the Miami Heat and is currently a member of the New Orleans Pelicans.

Gee has significant experience in rebuilding programs after reviving his alma mater, University of Charleston, as head coach and Cleveland State as associate head coach. At both stops, Gee inherited programs with consecutive losing seasons and turned them into conference champions and NCAA Tournament participants by his third year.

Gee's rebuilding project at Longwood is on a similar track to those at Charleston and Cleveland State. In his third season, Gee led the Lancers their highest Big South finish, bolstered by five conference wins including a 15-point upset over reigning Big South champion Coastal Carolina. The Lancers earned the No. 8 seed in the Big South Tournament – the program's highest post-season seed in four years in the conference – and advanced to the Big South quarterfinals for the second straight year following a first-round win over No. 9 seed Charleston Southern.

Gee's third year also saw the development of redshirt senior center Lotanna Nwogbo, who came to Longwood as part of Gee's first recruiting class and became the program's first All-Big South first team selection in 2015-16. Nwogbo led the Big South in rebounding and double-doubles and was among the league's top 10 in scoring, field goal percentage and blocks.

Nwogbo was part of a vaunted senior class that Gee put together for 2015-16, which also included 2015 Big South All-Tournament Team selection Shaquille Johnson and the starting

backcourt duo of Leron Fisher and Tra'Vaughn White. Johnson's two-year career as a Lancer culminated in the State Farm College Slam Dunk Championship, where he represented Longwood University on a national stage as one of eight participants in the nationally televised contest on ESPN.

In 2014-15, Gee's second season at Longwood, Gee took a group of players that had spent just two seasons together and coached them to a postseason surge that included a quarter-final upset of Big South No. 1 seed Charleston in Conway, S.C. Led by All-Big South second team selection Quincy Taylor and Johnson, the Lancers won three of their final four games, including two in the Big South tournament to advance to the league semifinal for the first time in program history.

Taylor, who transferred to Longwood from UAB prior to the 2013-14 season, blossomed under Gee in his final year of college basketball, leading the Lancers with 17.2 points per game and breaking the school record with a .480 (86-of-179) three-point shooting percentage. In three seasons at UAB, including a starting gig as a sophomore, Taylor averaged just 4.1 points and



THE JAYSON GEE FILE

- Fourth season as head coach at Longwood
- 27-year coaching veteran
- Career record of 195-145 as a head coach
- Led Longwood to Big South Championship semifinals in 2014-15
- Has coached two NBA veterans: Norris Cole (Cleveland State, '11) and Gary Trent (Ohio, '95)
- Previously rebuilt programs at University of Charleston and Cleveland State
- Top-10 Assistant Coach by BleacherReport.com in 2010-11

shot.340 (71-of-209) from three-point range.

The success in Gee's second season followed his 2013-14 coaching debut in which the Lancers recorded the biggest win in the program's Division I history when they defeated TCU 82-79 in Forth Worth, Texas, in just the second game of the season. That win saw point guard Lucas Woodhouse sink a buzzer-beating three-pointer with just 1.7 seconds on the clock for Longwood's first win over a BCS school.

The 2013-14 season also saw the emergence of senior swingman Tristan Carey, who went on to earn All-Big South honorable mention honors after averaging 18.5 points and 6.6 rebounds per game.

During Gee's time at Cleveland State, he helped the program to an overall record of 136-100, including four 20-win seasons and four postseason appearances. The Vikings won the 2009 Horizon League Tournament Championship and received an automatic bid to the NCAA Tournament where they upset Wake Forest in the first round. Cleveland State won the Horizon League regular season in 2011 for one of three NIT berths, also accomplishing that feat in 2008 and 2012.

Gee spent three years at St. Bonaventure (2003-06), including two seasons as the associate head coach (2004-06). Prior to that, he was the head coach and assistant athletics director at his alma mater, the University of Charleston (W.Va.), leading the Division II program to a seven-year record of 160-55 that included six, 20-win campaigns, five West Virginia Intercollegiate Athletic Conference (WVIAC) Tournament Final appearances and four NCAA Tournament bids.

Gee was an associate head coach at Ohio University during 1995-96 after two years as an assistant coach from 1993-95,

serving an important role in the development of Gary Trent, a first-round NBA draft pick of the Milwaukee Bucks, who played a combined nine seasons in Portland, Toronto, Dallas and Minnesota. The Bobcats won the 1994 Mid-American Conference Tournament Championship, advancing to the NCAA Tournament before winning the preseason NIT Tournament the following year.

Gee began his collegiate coaching career at Youngstown State University in Ohio, spending four years (1989-93) with the Penguins after becoming one of the youngest Division I assistant coaches in the country at age 23 in 1989.

Gee was one of 18 selected for the 2008 ACE (Achieving Coaching Excellence) Program in Indianapolis. Sponsored by the NCAA Black Coaches and Administrators Council, the ACE Program is committed to preparing minority collegiate coaches for success as future head coaches.

The Springfield, Ohio, native played four years at Charleston, helping the program to a record of 92-30, including 30-5 during his sophomore season. A two-year team captain, Gee finished his collegiate career at Charleston third in rebounds (844) and games played (122). He was inducted into the Charleston Athletics Hall of Fame in 2008, after previously being inducted into the Springfield South High School Hall of Fame in 2000.

Gee earned his bachelor of science degree in social science education from Charleston in 1988, and his master of science degree in sport science and administration from Ohio University in 2003.

Jayson and his wife, Lynette, have two sons, Brandon and Bryan, and a daughter, Briana. Bryan is a redshirt sophomore on the Longwood basketball team.

GEE'S COACHING CAREER

YOUNGSTOWN STATE (1989-93)

Assistant Coach

Year	Overall	Conference	Postseason
1989-90	8-20	n/a	n/a
1990-91	12-16	n/a	n/a
1991-92	6-22	n/a	n/a
1992-93	3-23	2-14	n/a
Overall (4)	29-81	2-14	n/a

OHIO (1993-95)

Assistant Coach

Year	Overall	Conference	Postseason
1993-94	25-8	14-4	NCAA (1st Rd.)
1994-95	24-10	13-5	NIT (2nd Rd.)
Overall (2)	49-18	27-9	1 NCAA

OHIO (1995-96)

Associate Head Coach

Year	Overall	Conference	Postseason
1995-96	16-14	11-7	n/a
Overall (1)	16-14	11-7	n/a

CHARLESTON (W.Va.) (1996-2003)

Head Coach

Year	Overall	Conference	Postseason
1996-97	15-15	7-12	n/a
1997-98	22-6	15-5	n/a
1998-99	26-6	15-4	NCAA (2nd Rd.)
1999-00	28-4	18-1	NCAA (2nd Rd.)
2000-01	23-7	16-2	NCAA (2nd Rd.)
2001-02	25-7	14-4	NCAA (2nd Rd.)
2002-03	21-10	13-5	n/a
Overall (6)	160-55	98-33	4 NCAA

ST. BONAVENTURE (2003-04)

Assistant Coach

Year	Overall	Conference	Postseason
2003-04	7-21	3-13	n/a
Overall (1)	7-21	3-13	n/a

ST. BONAVENTURE (2004-06)

Associate Head Coach

Year	Overall	Conference	Postseason
2004-05	2-26	1-15	n/a
2005-06	8-19	2-14	n/a
Overall (2)	17-66	6-42	n/a

CLEVELAND STATE (2006-13)

Associate Head Coach

Year	Overall	Conference	Postseason
2006-07	10-21	3-13	n/a
2007-08	21-13	12-6	NIT (1st Rd.)
2008-09	26-11	12-6	NCAA (2nd Rd.)
2009-10	16-17	10-8	n/a
2010-11	27-9	13-5	NIT (2nd Rd.)
2011-12	22-11	12-6	NIT (1st Rd.)
2012-13	14-18	5-11	n/a
Overall (7)	136-100	67-55	1 NCAA

LONGWOOD (2013-Present)

Head Coach

Year	Overall	Conference	Postseason
2013-14	8-24	3-13	n/a
2014-15	11-23	5-13	n/a
2015-16	10-23	5-13	n/a
2016-17	6-20	3-12	n/a
Overall (3)	35-90	16-52	n/a
CAREER (HC)	195-145	114-84	4 NCAA (D-II)

NUMERICAL ROSTER

No.	Name	Yr.	Pos.	Ht.	Wt.	Hometown	High School	Previous School
0	Dominic Ezeani	G	5-11	165	Fr.	Silver Spring, Md.	Our Lady of Good Counsel	
1	Isaiah Walton	G	6-4	185	R-So.	Oberlin, Ohio	Elyria	Iowa Western/UC Davis
2	Bryan Gee	G	6-0	180	R-So.	Cleveland, Ohio	Cornerstone Christian	
3	Darrion Allen	G	6-2	176	Sr.	Pompano Beach, Fla.	Blanche Ely	
4	Khrist Lane	F	6-6	245	R-Jr.	Richmond, Va.	Benedictine	Drexel
10	B.K. Ashe	G	6-1	160	Sr.	Washington, D.C.	Friendship Collegiate	Mount St. Mary's
11	Jahleem Montague	F	6-8	230	So.	Atlantic City, N.J.	Atlantic City	Palm Beach State/Robinson School
12	Juan Munoz	G	5-11	165	Fr.	Raleigh, N.C.	Panther Creek	
15	Isaac Belton	G	6-4	205	Sr.	Salem, Va.	Virginia Episcopal	Fork Union Military
20	Obi Romeo	F	6-10	245	Jr.	White Sulphur Springs, W.Va.	Greenbrier East	Saint Joseph's
21	JaShaun Smith	F	6-5	200	Fr.	Garner, N.C.	Legacy Charter (S.C.)	
22	Caius Covrig	G	6-5	215	Fr.	Phoenix, Ariz.	Westwind Prep	
24	Damarion Geter	F	6-8	235	R-Jr.	Dayton, Ohio	Dunbar	
30	Chris Shields	F/G	6-8	210	So.	Hedgesville, W.Va.	Hedgesville	Fishburne Military Academy

ALPHABETICAL ROSTER

No.	Name	Yr.	Pos.	Ht.	Wt.	Hometown	High School	Previous School
3	Darrion Allen	G	6-2	176	Sr.	Pompano Beach, Fla.	Blanche Ely	
10	B.K. Ashe	G	6-1	160	Sr.	Washington, D.C.	Friendship Collegiate	Mount St. Mary's
15	Isaac Belton	G	6-4	205	Sr.	Salem, Va.	Virginia Episcopal	Fork Union Military
22	Caius Covrig	G	6-5	215	Fr.	Phoenix, Ariz.	Westwind Prep	
0	Dominic Ezeani	G	5-11	165	Fr.	Silver Spring, Md.	Our Lady of Good Counsel	
2	Bryan Gee	G	6-0	180	R-So.	Cleveland, Ohio	Cornerstone Christian	
24	Damarion Geter	F	6-8	235	R-Jr.	Dayton, Ohio	Dunbar	
4	Khrist Lane	F	6-6	245	R-Jr.	Richmond, Va.	Benedictine	Drexel
11	Jahleem Montague	F	6-8	230	So.	Atlantic City, N.J.	Atlantic City	Palm Beach State/Robinson School
12	Juan Munoz	G	5-11	165	Fr.	Raleigh, N.C.	Panther Creek	
20	Obi Romeo	F	6-10	245	Jr.	White Sulphur Springs, W.Va.	Greenbrier East	Saint Joseph's
30	Chris Shields	F/G	6-8	210	So.	Hedgesville, W.Va.	Hedgesville	Fishburne Military Academy
21	JaShaun Smith	F	6-5	200	Fr.	Garner, N.C.	Legacy Charter (S.C.)	
1	Isaiah Walton	G	6-4	185	R-So.	Oberlin, Ohio	Elyria	Iowa Western/UC Davis

COACHING STAFF

Name	Title	Year	Alma Mater
Jayson Gee	Head Coach	Fourth Season	Charleston (W. Va.), '88
Jake Luhn	Associate Head Coach	Fourth Season	UMass-Boston, '02
Dr. Ron Bradley	Assistant Coach	First Season	Eastern Nazarene, '73
Cody Anderson	Assistant Coach	Second Season	Georgia, '15
Jessica Clanton	Director of Operations	First Season	Virginia Tech, '14

PRONUNCIATION GUIDE

DARRION Allen	DARE-ee-in
B.K. ASHE	ASH
Dominic EZEANI	ee-zee-AHN-ee
Bryan GEE	JEE
Jayson GEE	JEE
DAMARION GETER	duh-MARR-ee-ahn JEE-ter
OBI Romeo	OH-bee
CAIUS Covrig	KYE-us



LONGWOOD

LANCERS

TM

LONGWOOD GAMEDAY > Schedule

Date	Opponent	Location	Venue	Time/Result
Nov. 5	Hampden-Sydney (exh.)	Farmville, Va.	Willett Hall	W, 93-85 (OT)
Nov. 13	Maine	Farmville, Va.	Willett Hall	L, 80-58
Nov. 15	at Stephen F. Austin#	Nacogdoches, Texas	Shelton Gym	L, 66-60
Nov. 18	Salem International	Farmville, Va.	Willett Hall	W, 87-74
Nov. 23	at Saint Francis (Pa.)	Loretto, Pa.	Degol Arena	L, 87-72
Nov. 28	Dartmouth	Farmville, Va.	Willett Hall	W, 86-80
Dec. 3	James Madison	Farmville, Va.	Willett Hall	L, 71-59
Dec. 9	at Creighton	Omaha, Neb.	CenturyLink Center	L, 113-58
Dec. 12	at George Mason	Fairfax, Va.	EagleBank Arena	L, 97-60
Dec. 14	Averett	Farmville, Va.	Willett Hall	W, 86-67
Dec. 19	at Ball State	Muncie, Ind.	Worthen Arena	L, 61-45
Dec. 21	at Texas Tech	Lubbock, Texas	United Supermarkets Arena	L, 91-60
Dec. 29	Campbell*	Farmville, Va.	Willett Hall	W, 79-77
Dec. 31	at High Point*	High Point, N.C.	Millis Center	W, 60-55
Jan. 4	Presbyterian*	Farmville, Va.	Willett Hall	W, 79-76
Jan. 7	at Winthrop*	Rock Hill, S.C.	Winthrop Coliseum	L, 83-65
Jan. 11	at UNC Asheville*	Asheville, N.C.	Kimmel Arena	L, 89-68
Jan. 14	Gardner-Webb*	Farmville, Va.	Willett Hall	L, 85-79
Jan. 19	Radford*	Farmville, Va.	Willett Hall	L, 72-60
Jan. 21	at Charleston Southern*	Charleston, S.C.	Buc Dome	L, 76-61
Jan. 26	Liberty*	Farmville, Va.	Willett Hall	L, 93-62
Jan. 28	at Presbyterian*	Clinton, S.C.	Templeton Center	L, 71-62
Feb. 1	High Point*	Farmville, Va.	Willett Hall	L, 92-68
Feb. 4	at Gardner-Webb*	Boiling Springs, N.C.	Paul Porter Arena	L, 90-64
Feb. 9	at Campbell*	Buies Creek, N.C.	Pope Convocation Center	L, 82-79
Feb. 11	UNC Asheville*	Farmville, Va.	Willett Hall	L, 91-69
Feb. 15	Winthrop*	Farmville, Va.	Willett Hall	L, 83-63
Feb. 18	at Radford*	Radford, Va.	Dedmon Center	5 p.m.
Feb. 23	at Liberty*	Lynchburg, Va.	Vines Center	7 p.m.
Feb. 25	Charleston Southern*	Farmville, Va.	Willett Hall	5 p.m.

BIG SOUTH CONFERENCE CHAMPIONSHIP

Feb. 28	First Round	TBA	TBA	TBA
March 2	Quarterfinals	TBA	TBA	TBA
March 3	Semifinals	TBA	TBA	TBA
March 5	Big South Championship	TBA	TBA	TBA

Home games in **BOLD**

* Big South game

ESPN Tip-Off Marathon (televised by ESPN)

All times eastern and subject to change

All Longwood men's basketball games air live on WVHL 92.9 FM in Farmville, Va.



Longwood at Radford • February 18, 2017 • Radford, Va. (Dedmon Center)



#3

DARRION ALLEN

Senior • 6-2 • 176 • Guard

Pompano Beach, Fla.

Blanche Ely

Major: Criminal Justice

CAREER HIGHS

Points	24	vs. Averett	12-14-16
Rebounds	10	vs. Gardner-Webb	1-2-16
Assists	4 (3x)	vs. Salem International	11-18-16
Steals	5	vs. UNC Asheville	12-31-15
Blocks	3 (2x)	vs. Maine	11-13-16
FG Made	9	vs. Gardner-Webb	01-14-17
3FG Made	6	vs. High Point	2-18-16
FT Made	13	vs. Liberty	01-26-17
Minutes	45	at Charleston So.	2-6-16

2016-17 Game Log

Opp	FG-A	3FG-A	FT-A	O-D-T	PF	TP	A	TO	B	S	Min
Hampden-Sydney (exh.)	8-19	2-8	6-10	4-3-7	3	24	1	3	2	4	41*
Maine	7-16	3-7	1-2	4-3-7	2	18	0	4	3	1	34*
Stephen F. Austin	5-14	2-7	0-1	0-7-7	4	12	1	5	0	1	39*
Salem International	6-14	4-8	0-0	2-2-4	4	16	4	2	2	1	34*
Saint Francis	7-13	5-9	2-2	1-1-2	3	21	1	5	0	1	35*
Dartmouth	4-12	3-8	3-4	2-2-4	3	14	1	2	1	1	38*
James Madison	5-14	2-7	1-1	0-2-2	4	13	1	0	1	1	35*
Creighton	3-9	1-3	2-2	1-2-3	3	9	3	2	0	1	31*
George Mason	6-14	2-6	2-2	0-0-0	3	16	2	1	0	1	35*
Averett	8-12	3-5	5-5	0-3-3	2	24	2	1	0	1	34*
Ball State	4-10	0-5	2-2	0-5-5	1	10	1	2	1	2	35*
Texas Tech	0-8	0-2	0-0	0-0-0	2	0	0	2	1	0	30*
Campbell	4-10	1-4	10-11	2-2-4	0	19	0	3	2	0	40*
High Point	3-11	2-6	1-2	1-7-8	2	9	1	6	1	0	39*
Presbyterian	3-7	3-6	3-4	0-0-0	4	12	1	2	0	0	31*
Winthrop	4-14	3-9	1-2	0-5-5	1	12	0	1	0	1	34*
UNC Asheville	2-13	0-4	4-6	0-2-2	2	8	1	2	1	1	37*
Gardner-Webb	9-16	4-7	0-1	1-3-4	2	22	2	2	2	2	38*
Radford	6-10	3-6	0-0	0-3-3	2	15	1	4	2	1	38*
Charleston So.	4-15	1-6	4-4	0-7-7	2	13	2	2	0	2	35*
Liberty	3-11	1-7	13-14	1-2-3	3	20	1	4	1	1	39*
Presbyterian	4-10	2-7	3-4	1-4-5	4	13	2	5	0	3	37*
High Point	5-14	1-5	9-10	0-3-3	3	20	2	2	1	1	37*
Gardner-Webb	2-12	0-5	1-2	0-3-3	0	5	0	2	0	0	34*
Campbell	5-7	1-3	7-9	0-3-3	5	18	3	1	0	1	39*
UNC Asheville	6-21	1-5	4-6	2-0-2	1	17	1	3	1	0	36*
Winthrop	5-15	2-7	6-6	1-3-4	3	18	0	0	1	1	37*
Radford											
Liberty											
Charleston Southern											

Career Stats

Year	GP-GS	Min	Avg.	FG-A	FG%	3FG-A	3FG%	FT-A	FT%	O-D-T	Avg.	PF-DQ	A	TO	B	S	Pts	Avg
2013-14	30-6	573	19.1	65-160	.406	7-38	.184	31-40	.775	18-32-49	1.6	46-0	26	32	5	12	168	5.6
2014-15	33-14	686	20.8	58-158	.367	16-55	.291	40-54	.741	31-41-72	2.2	63-1	30	35	14	24	172	5.2
2015-16	33-33	1058	32.1	116-261	.444	54-117	.462	58-66	.879	32-94-126	3.8	86-2	46	53	21	48	344	10.4
2016-17	25-25	893	35.7	115-306	.375	48-146	.327	78-96	.813	18-71-89	3.6	62-1	33	65	20	24	356	14.2
CAREER	122-79	3247	26.6	359-900	.399	127-363	.350	213-262	.813	100-240-340	2.8	260-4	135	185	61	109	1058	8.7



#10

B.K. ASHE

Senior • 6-1 • 160 • Guard

Washington, D.C.

Friendship Collegiate/Mount St. Mary's

Major: Criminal Justice

CAREER HIGHS


Points	25	at Elon	11-26-15
Rebounds	10 (2x)	at Bryant	2-20-16
Assists	5	vs. Far. Dickinson	2-21-15
Steals	5 (2x)	at UMBC	12-12-15
Blocks	3	vs. St. Francis-Brooklyn	1-4-16
FG Made	9 (3x)	at UMBC	12-12-15
3FG Made	5 (2x)	vs. Far. Dickinson	2-21-15
FT Made	8	vs. LIU Brooklyn	2-19-15
Minutes	42	vs. Bryant	1-9-16

2016-17 Game Log

Opp	FG-A	3FG-A	FT-A	O-D-T	PF	TP	A TO	B	S	Min
Hampden-Sydney (exh.)				DID NOT PLAY — Redshirt (NCAA Transfer Rules)						
Maine				DID NOT PLAY — Redshirt (NCAA Transfer Rules)						
Stephen F. Austin				DID NOT PLAY — Redshirt (NCAA Transfer Rules)						
Salem International				DID NOT PLAY — Redshirt (NCAA Transfer Rules)						
Saint Francis				DID NOT PLAY — Redshirt (NCAA Transfer Rules)						
Dartmouth				DID NOT PLAY — Redshirt (NCAA Transfer Rules)						
James Madison				DID NOT PLAY — Redshirt (NCAA Transfer Rules)						
Creighton				DID NOT PLAY — Redshirt (NCAA Transfer Rules)						
George Mason				DID NOT PLAY — Redshirt (NCAA Transfer Rules)						
Averett				DID NOT PLAY — Redshirt (NCAA Transfer Rules)						
Ball State				DID NOT PLAY — Redshirt (NCAA Transfer Rules)						
Texas Tech				DID NOT PLAY — Redshirt (NCAA Transfer Rules)						
Campbell				DID NOT PLAY — Redshirt (NCAA Transfer Rules)						
High Point				DID NOT PLAY — Redshirt (NCAA Transfer Rules)						
Presbyterian				DID NOT PLAY — Redshirt (NCAA Transfer Rules)						
Winthrop				DID NOT PLAY — Redshirt (NCAA Transfer Rules)						
UNC Asheville				DID NOT PLAY — Redshirt (NCAA Transfer Rules)						
Gardner-Webb				DID NOT PLAY — Redshirt (NCAA Transfer Rules)						
Radford				DID NOT PLAY — Redshirt (NCAA Transfer Rules)						
Charleston So.				DID NOT PLAY — Redshirt (NCAA Transfer Rules)						
Liberty				DID NOT PLAY — Redshirt (NCAA Transfer Rules)						
Presbyterian				DID NOT PLAY — Redshirt (NCAA Transfer Rules)						
High Point				DID NOT PLAY — Redshirt (NCAA Transfer Rules)						
Gardner-Webb				DID NOT PLAY — Redshirt (NCAA Transfer Rules)						
Campbell				DID NOT PLAY — Redshirt (NCAA Transfer Rules)						
UNC Asheville				DID NOT PLAY — Redshirt (NCAA Transfer Rules)						
Winthrop				DID NOT PLAY — Redshirt (NCAA Transfer Rules)						
Radford										
Liberty										
Charleston Southern										

Career Stats

Year	GP-GS	Min	Avg.	FG-A	FG%	3FG-A	3FG%	FT-A	FT%	O-D-T	Avg.	PF-DQ	A	TO	B	S	Pts	Avg
2013-14 (Mount St. Mary's)	31-15	684	22.1	71-188	.378	48-133	.361	27-41	.659	26-36-62	2.0	66-2	21	18	2	20	217	7.0
2014-15 (Mount St. Mary's)	28-4	718	25.6	116-276	.420	54-150	.360	48-65	.738	17-56-73	2.6	47-1	35	40	10	31	334	11.9
2015-16 (Mount St. Mary's)	33-20	1031	31.2	166-412	.403	53-170	.312	70-97	.712	31-118-149	4.5	92-1	56	58	16	42	455	13.8
2016-17																		
WILL REDSHIRT (NCAA Transfer Rules)																		
CAREER	92-39	2432	26.5	353-876	.403	155-453	.342	145-203	.714	74-210-284	3.1	205-4	112	116	28	93	1006	10.9





#15

ISAAC BELTON

Senior • 6-4 • 205 • Guard

Salem, Va.

Virginia Episcopal School

Major: Business Administration

CAREER HIGHS

Points	17	vs. Penn State	11-24-13
Rebounds	6 (3x)	at Charleston So.	01-21-17
Assists	3(2x)	at UNC Asheville	01-11-17
Steals	3	vs. S. Carolina	11-9-13
Blocks	1(6x)	at Charleston So.	01-21-17
FG Made	4 (9x)	at Campbell	02-09-17
3FG Made	3(2x)	vs Presbyterian	01-04-17
FT Made	7	vs. Penn State	11-24-13
Minutes	29 (2x)	at Charleston So.	01-21-17

2016-17 Game Log

Opp	FG-A	3FG-A	FT-A	O-D-T	PF	TP	A	TO	B	S	Min
Hampden-Sydney (exh.)	2-3	1-2	3-3	0-0-0	3	8	0	1	0	1	14
Maine	0-4	0-2	0-0	0-2-2	0	0	0	0	0	0	8
Stephen F. Austin	4-5	3-4	0-0	0-0-0	3	11	0	1	0	1	15
Salem International	2-6	0-3	2-2	0-3-3	3	6	0	0	1	0	12
Saint Francis	0-3	0-2	0-0	0-1-1	3	0	1	1	1	0	10
Dartmouth	0-0	0-0	2-2	0-1-1	2	2	0	0	0	0	5
James Madison	1-2	1-2	2-2	2-1-3	1	5	0	1	0	0	11
Creighton	0-3	0-2	0-0	0-0-0	2	0	0	2	0	0	14
George Mason	1-7	0-4	2-2	2-0-2	4	4	0	0	0	0	13
Averett	4-5	1-2	2-2	2-4-6	2	11	2	1	0	1	27
Ball State	0-3	0-2	0-0	0-2-2	2	0	1	2	1	0	20
Texas Tech	2-5	1-4	0-0	0-1-1	1	5	1	1	0	0	19
Campbell	1-3	0-1	0-0	0-1-1	1	2	1	0	0	1	16*
High Point	2-5	0-2	0-0	0-2-2	5	4	2	0	0	2	23*
Presbyterian	4-9	3-4	0-2	0-5-5	2	11	3	1	1	1	25*
Winthrop	4-7	1-4	2-3	0-3-3	3	11	0	1	1	0	27*
UNC Asheville	3-8	0-5	2-2	1-0-1	4	8	3	1	0	1	29*
Gardner-Webb	4-7	1-4	0-0	0-1-1	1	9	2	3	0	2	27*
Radford	0-2	0-1	0-0	0-2-2	4	0	1	2	0	1	19*
Charleston So.	3-8	1-3	0-0	2-4-6	2	7	1	1	1	1	29*
Liberty	0-3	0-1	2-2	1-2-3	1	2	1	0	0	2	24*
Presbyterian	3-9	1-5	0-0	0-1-1	5	7	2	2	0	0	26*
High Point	4-8	1-4	1-2	1-2-3	2	10	2	2	2	1	20
Gardner-Webb	3-6	0-2	1-3	1-0-1	3	7	2	1	0	0	19
Campbell	4-5	2-2	0-0	0-3-3	3	10	1	2	0	1	20
UNC Asheville	1-6	1-3	3-3	0-2-2	1	6	0	2	2	0	28
Winthrop	2-4	0-1	2-4	0-3-3	3	6	0	2	0	0	24
Radford											
Liberty											
Charleston Southern											

Career Stats

Year	GP-GS	Min	Avg.	FG-A	FG%	3FG-A	3FG%	FT-A	FT%	O-D-T	Avg.	PF-DQ	A	TO	B	S	Pts	Avg
2013-14	29-0	225	7.8	16-67	.239	5-29	.172	35-47	.745	5-27-32	1.1	35-0	7	11	0	8	72	2.5
2014-15	16-0	48	3.0	9-24	.375	3-13	.231	2-4	.500	3-7-10	0.6	5-0	2	3	0	3	23	1.4
2015-16	25-0	190	7.6	21-60	.350	11-36	.306	14-19	.737	6-21-27	1.1	25-0	5	11	1	10	67	2.7
2016-17	26-10	510	19.6	52-133	.391	17-69	.246	23-31	.742	12-46-58	2.2	63-2	26	29	9	15	144	5.5
CAREER	96-10	973	10.1	98-284	.345	36-147	.245	74-101	.733	26-101-127	1.3	128-2	40	54	10	36	306	3.2



#24

DAMARION GETER

Redshirt Junior • 6-8 • 235 • Forward

Dayton, Ohio

Dunbar

Major: Sociology

CAREER HIGHS

Points	8	vs. Presbyterian	1-14-15
Rebounds	10	vs. Liberty	2-17-15
Assists	6	vs. UNCG	11-21-14
Steals	2 (6x)	vs. Presbyterian	1-14-15
Blocks	4	vs. Presbyterian	1-31-15
FG Made	4	vs. Presbyterian	1-14-15
3FG Made	N/A		
FT Made	2	vs. PSU-Beaver	12-20-14
Minutes	39	vs. UNCG	11-21-14

2016-17 Game Log

Opp	FG-A	3FG-A	FT-A	O-D-T	PF	TP	A	TO	B	S	Min
Hampden-Sydney (exh.)	2-5	0-0	0-0	1-5-6	5	4	1	6	0	3	30*
Maine	2-6	0-0	0-3	1-4-5	2	4	0	2	1	1	34*
Stephen F. Austin	2-3	0-0	0-0	1-2-3	4	4	1	3	1	1	31*
Salem International	0-2	0-0	1-2	0-2-2	4	1	1	0	0	2	13
Saint Francis	DID NOT PLAY (Injury)										
Dartmouth	DID NOT PLAY (Injury)										
James Madison	DID NOT PLAY (Injury)										
Creighton	DID NOT PLAY (Injury)										
George Mason	DID NOT PLAY (Injury)										
Averett	DID NOT PLAY (Injury)										
Ball State	DID NOT PLAY (Injury)										
Texas Tech	DID NOT PLAY (Injury)										
Campbell	DID NOT PLAY (Injury)										
High Point	DID NOT PLAY (Injury)										
Presbyterian	DID NOT PLAY (Injury)										
Winthrop	DID NOT PLAY (Injury)										
UNC Asheville	DID NOT PLAY (Injury)										
Gardner-Webb	DID NOT PLAY (Injury)										
Radford	DID NOT PLAY (Injury)										
Charleston So.	DID NOT PLAY (Injury)										
Liberty	DID NOT PLAY (Injury)										
Presbyterian	DID NOT PLAY (Injury)										
High Point	DID NOT PLAY (Injury)										
Gardner-Webb	DID NOT PLAY (Injury)										
Campbell	DID NOT PLAY (Injury)										
UNC Asheville	DID NOT PLAY (Injury)										
Winthrop	DID NOT PLAY (Injury)										
Radford											
Liberty											
Charleston Southern											

Career Stats

Year	GP-GS	Min	Avg.	FG-A	FG%	3FG-A	3FG%	FT-A	FT%	O-D-T	Avg.	PF-DQ	A	TO	B	S	Pts	Avg
2013-14	32-5	614	19.2	33-58	.569	0-0	.000	3-14	.214	38-66-104	3.3	102-6	31	40	15	14	69	2.2
2014-15	34-31	862	25.4	29-50	.580	0-0	.000	6-19	.316	42-103-145	4.3	99-2	49	33	32	29	64	1.9
2015-16	DID NOT PLAY — REDSHIRT (INJURY)																	
2016-17	3-3	78	26.0	4-11	.364	0-0	.000	1-5	.200	2-8-10	3.3	10-0	2	5	2	4	9	3.0
CAREER	69-39	1554	22.5	66-119	.555	0-0	.000	10-38	.263	82-177-259	3.8	211-8	82	78	49	47	142	2.1



#4

KHRIS LANE

Redshirt Junior • 6-6 • 245 • Forward

Richmond, Va.

Benedictine/Drexel

Major: Sociology

CAREER HIGHS

Points	32	at UNC Asheville	01-11-17
Rebounds	20	vs. Randolph	11-13-15
Assists	3(4x)	vs. UNC Asheville	02-11-17
Steals	3	vs. Gardner-Webb	01-14-17
Blocks	4(2x)	vs. Gardner-Webb	01-14-17
FG Made	13	vs. Campbell	12-29-16
3FG Made	4 (2x)	at Saint Francis (Pa.)	11-23-16
FT Made	6(3x)	vs. Radford	01-19-17
Minutes	40(2x)	at Campbell	02-09-17

2016-17 Game Log

Opp	FG-A	3FG-A	FT-A	O-D-T	PF	TP	A	TO	B	S	Min
Hampden-Sydney (exh.)	6-12	3-5	0-0	0-2-2	0	15	2	2	1	2	36*
Maine	4-11	2-5	4-6	3-5-8	3	14	1	4	3	1	34*
Stephen F. Austin	3-5	0-1	2-3	0-2-2	4	8	0	3	0	2	28*
Salem International	12-15	1-2	1-4	3-11-14	4	26	2	1	2	1	36*
Saint Francis	6-13	4-4	1-4	2-7-9	2	17	1	2	0	1	36*
Dartmouth	9-17	2-5	0-0	1-10-11	4	20	2	3	2	0	34*
James Madison	4-11	0-2	0-0	1-5-6	2	8	0	1	1	0	31*
Creighton	6-14	0-2	0-0	1-1-2	4	12	1	0	0	0	25*
George Mason	4-10	1-3	2-2	2-6-8	2	11	2	0	0	1	31*
Averett	6-10	0-1	0-2	3-8-11	4	12	0	3	2	0	27*
Ball State	3-10	0-2	0-1	3-7-10	3	6	0	2	1	1	31*
Texas Tech	4-8	1-3	3-4	0-2-2	3	12	1	4	0	1	23*
Campbell	13-16	2-2	2-3	1-7-8	5	30	1	1	1	2	36*
High Point	8-21	1-5	1-2	2-5-7	2	18	1	2	2	2	38*
Presbyterian	8-13	0-2	1-2	0-6-6	1	17	2	3	0	1	39*
Winthrop	6-12	0-3	2-3	2-4-6	2	14	0	2	1	0	30*
UNC Asheville	12-17	2-4	6-6	2-6-8	3	32	0	2	1	1	37*
Gardner-Webb	8-14	2-4	1-2	3-8-11	4	19	2	4	4	3	39*
Radford	6-14	0-3	6-7	1-7-8	2	18	3	0	1	0	38*
Charleston So.	5-10	0-1	5-5	1-4-5	3	15	0	4	0	0	29*
Liberty	6-13	2-6	5-5	0-2-2	1	19	0	3	1	0	37*
Presbyterian	7-9	0-0	2-4	5-6-11	3	16	2	2	1	1	40*
High Point	10-14	2-3	2-2	1-6-7	3	24	1	3	1	0	36*
Gardner-Webb	7-16	1-5	1-1	2-4-6	2	16	3	3	2	1	33*
Campbell	4-8	0-0	3-4	1-8-9	4	11	1	1	2	2	40*
UNC Asheville	5-9	1-2	0-0	2-4-6	2	11	3	3	0	1	33*
Winthrop	4-15	0-5	1-2	0-5-5	1	9	1	3	2	1	38*
Radford											
Liberty											
Charleston Southern											

Career Stats

Year	GP-GS	Min	Avg.	FG-A	FG%	3FG-A	3FG%	FT-A	FT%	O-D-T	Avg.	PF-DQ	A	TO	B	S	Pts	Avg
2013-14 (Drexel)	4-0	7	1.8	0-1	.000	0-0	.000	0-0	.000	0-0-0	0.0	0-0	0	0	1	0	0	0.0
2014-15																		
DID NOT PLAY — NCAA Transfer rules																		
2015-16	33-21	834	25.3	117-230	.509	18-48	.375	36-55	.655	66-137-203	6.2	102-4	21	39	11	20	288	8.7
2016-17	26-26	879	33.8	170-325	.523	24-75	.320	51-74	.689	42-146-188	7.2	73-1	30	59	30	23	415	16.0
CAREER	59-47	1713	29.0	287-555	.517	42-123	.341	87-129	.674	108-283-391	6.6	175-5	51	98	41	43	703	11.9





#20

OBI ROMEO

Junior • 6-10 • 245 • Center

White Sulphur Springs, W.Va.

Greenbrier East/Saint Joseph's/Pensacola State

Major: Sociology

CAREER HIGHS

Points	3(2x)	at UNC Asheville	01-11-17
Rebounds	7	at Ball State	12-19-16
Assists	1 (2x)	at Winthrop	01-07-17
Steals	1 (3x)	at UNC Asheville	01-11-17
Blocks	2 (3x)	at Ball State	12-19-16
FG Made	1 (6x)	at Charleston So.	01-21-17
3FG Made	N/A		
FT Made	2(2x)	at Gardner-Webb	02-04-17
Minutes	13	vs. Gonzaga	11-19-14

2016-17 Game Log

Opp	FG-A	3FG-A	FT-A	O-D-T	PF	TP	A	TO	B	S	Min
Hampden-Sydney (exh.)	DID NOT PLAY										
Maine	0-0	0-0	0-0	0-0-0	0	0	0	0	0	0	5
Stephen F. Austin	0-0	0-0	0-0	0-0-0	0	0	0	0	0	0	0+
Salem International	DID NOT PLAY										
Saint Francis	0-1	0-0	0-0	0-1-1	0	0	0	0	0	0	2
Dartmouth	DID NOT PLAY										
James Madison	0-0	0-0	0-0	0-0-0	1	0	0	1	0	0	3
Creighton	1-2	0-0	1-2	1-2-3	5	3	0	2	0	0	11
George Mason	0-0	0-0	0-0	0-0-0	1	0	0	0	0	0	3
Averett	1-1	0-0	0-0	1-1-2	0	2	0	0	1	1	6
Ball State	0-1	0-0	0-0	3-4-7	1	0	0	0	2	0	8
Texas Tech	1-2	0-0	0-2	0-0-0	2	2	0	0	0	0	11
Campbell	DID NOT PLAY										
High Point	DID NOT PLAY										
Presbyterian	DID NOT PLAY										
Winthrop	0-0	0-0	1-2	1-0-1	1	1	1	0	0	0	7
UNC Asheville	1-1	0-0	1-2	0-5-5	0	3	0	0	0	1	12
Gardner-Webb	0-0	0-0	0-0	0-0-0	0	0	0	0	0	0	1
Radford	1-1	0-0	0-0	1-0-1	1	2	0	0	0	0	6
Charleston So.	1-1	0-0	0-0	1-2-3	1	2	0	0	0	0	10
Liberty	0-0	0-0	0-0	0-0-0	0	0	0	0	0	0	4
Presbyterian	0-0	0-0	0-0	0-0-0	0	0	0	0	0	0	0+
High Point	0-0	0-0	0-0	1-1-2	0	0	0	0	0	0	4
Gardner-Webb	0-2	0-0	2-5	2-1-3	4	2	0	0	1	0	11
Campbell	DID NOT PLAY										
UNC Asheville	0-0	0-0	0-2	0-2-2	2	0	0	0	0	0	10
Winthrop	0-0	0-0	0-0	1-1-2	2	0	0	1	0	0	8
Radford											
Liberty											
Charleston Southern											

Career Stats

Year	GP-GS	Min	Avg.	FG-A	FG%	3FG-A	3FG%	FT-A	FT%	O-D-T	Avg.	PF-DQ	A	TO	B	S	Pts	Avg
2014-15 (Saint Joe's)	4-0	26	6.5	1-1	1.000	0-0	.000	2-3	.667	3-5-8	2.0	1-0	1	0	5	1	4	1.0
2015-16 (Pensacola St.)	26-5	378	14.5	28-64	.438	0-0	.000	12-28	.429	37-99-136	5.2	39-0	10	23	22	4	68	2.6
2016-17	20-0	122	6.1	6-12	.500	0-0	.000	5-15	.333	12-20-32	1.6	22-1	1	4	4	2	17	0.9
CAREER (D-I)	24-0	148	6.2	7-13	.538	0-0	.000	7-18	.388	15-25-40	1.7	21-1	2	4	9	3	21	0.9





#2

BRYAN GEE

Redshirt Sophomore • 6-0 • 180 • Guard

Cleveland, Ohio

Cornerstone Christian Academy

Major: Communication Studies

CAREER HIGHS

Points	10	vs. Salem Int.	11-18-16
Rebounds	7	vs. Presbyterian	2-25-16
Assists	6	vs. La Roche	11-16-15
Steals	3 (2x)	vs. Radford	2-27-16
Blocks	1	vs. High Point	3-4-16
FG Made	2 (4x)	at Texas Tech	12-21-16
3FG Made	1 (4x)	at Texas Tech	12-21-16
FT Made	6	vs. Salem Int.	11-18-16
Minutes	29	vs. Randolph	11-13-15

2016-17 Game Log

Opp	FG-A	3FG-A	FT-A	O-D-T	PF	TP	A	TO	B	S	Min
Hampden-Sydney (exh.)	0-0	0-0	0-0	1-0-1	4	0	0	0	0	0	5*
Maine	1-1	0-0	0-0	0-4-4	1	2	1	1	0	0	16*
Stephen F. Austin	1-2	0-1	1-1	0-1-1	0	3	3	1	0	0	13
Salem International	2-3	0-0	6-7	1-0-1	1	10	3	2	0	1	19
Saint Francis	1-2	1-1	0-0	0-0-0	2	3	2	2	0	1	17
Dartmouth	2-3	0-1	0-0	0-1-1	3	4	0	1	0	0	16*
James Madison	0-1	0-0	1-2	0-3-3	0	1	2	0	0	1	17*
Creighton	1-2	0-0	0-0	0-2-2	1	2	2	1	0	0	25*
George Mason	1-3	0-0	2-4	0-2-2	3	4	0	2	0	0	27*
Averett	0-1	0-0	0-0	0-0-0	0	0	0	2	0	0	9*
Ball State	0-2	0-1	2-2	0-3-3	0	2	2	1	0	0	20*
Texas Tech	2-3	1-1	1-1	0-2-2	3	6	0	1	0	2	23
Campbell	0-3	0-0	0-0	1-0-1	1	0	2	0	0	0	15
High Point	0-0	0-0	1-3	0-1-1	2	1	1	2	0	0	20
Presbyterian	1-2	0-0	3-4	1-0-1	3	5	4	3	0	0	23
Winthrop	0-3	0-0	2-2	1-2-3	0	2	2	1	0	0	21
UNC Asheville	0-0	0-0	0-0	0-3-3	1	0	1	3	0	0	10*
Gardner-Webb	0-1	0-0	0-0	0-2-2	2	0	1	3	0	1	16
Radford	0-0	0-0	1-2	0-2-2	1	1	4	1	0	0	15
Charleston So.	0-1	0-0	0-0	2-0-2	0	0	3	0	0	0	17
Liberty				DID NOT PLAY (Injury)							
Presbyterian				DID NOT PLAY (Injury)							
High Point				DID NOT PLAY (Injury)							
Gardner-Webb				DID NOT PLAY (Injury)							
Campbell				DID NOT PLAY (Injury)							
UNC Asheville				DID NOT PLAY (Injury)							
Winthrop				DID NOT PLAY (Injury)							
Radford				DID NOT PLAY (Injury)							
Liberty				DID NOT PLAY (Injury)							
Charleston Southern				DID NOT PLAY (Injury)							

Career Stats

Year	GP-GS	Min	Avg.	FG-A	FG%	3FG-A	3FG%	FT-A	FT%	O-D-T	Avg.	PF-DQ	A	TO	B	S	Pts	Avg
2014-15																		
2015-16	33-5	497	15.1	8-44	.182	2-18	.111	12-23	.522	5-58-63	1.9	47-2	58	33	1	14	30	0.9
2016-17	19-8	339	17.8	12-33	.364	2-5	.400	20-28	.714	6-28-34	1.8	24-0	33	27	0	6	46	2.4
CAREER	52-13	836	16.1	20-77	.260	4-23	.174	32-51	.628	11-86-97	1.9	71-2	91	60	1	20	76	1.5





#11

JAHLEEM MONTAGUE

Sophomore • 6-8 • 230 • Forward

Atlantic City, N.J.

Atlantic City/The Robinson School/Palm Beach State

Major: Communication Studies

CAREER HIGHS

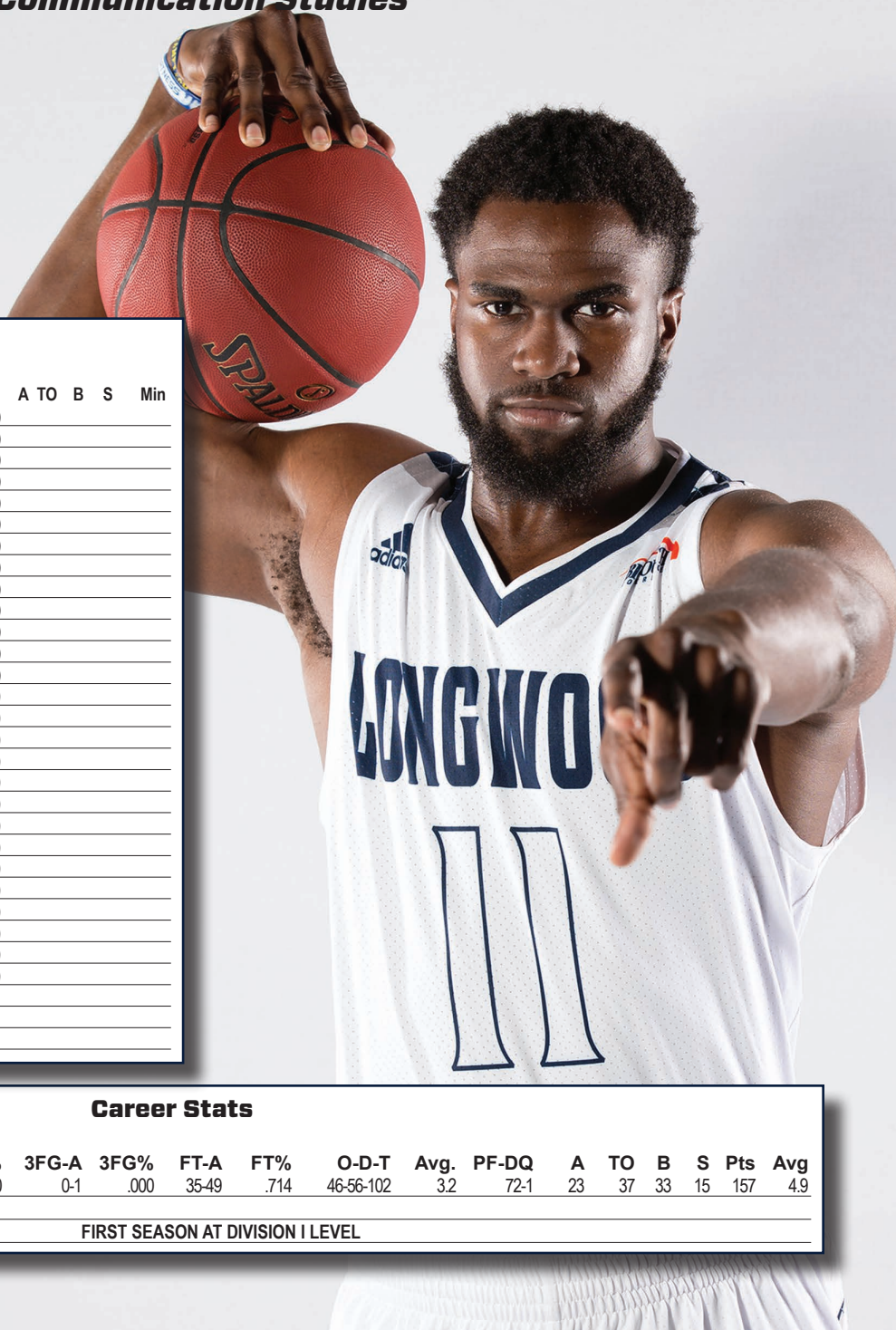
Points	
Rebounds	
Assists	
Steals	
Blocks	
FG Made	
3FG Made	
FT Made	
Minutes	

2016-17 Game Log

Opp	FG-A	3FG-A	FT-A	O-D-T	PF	TP	A TO	B	S	Min
Hampden-Sydney (exh.)				DID NOT PLAY (Injury)						
Maine				DID NOT PLAY (Injury)						
Stephen F. Austin				DID NOT PLAY (Injury)						
Salem International				DID NOT PLAY (Injury)						
Saint Francis				DID NOT PLAY (Injury)						
Dartmouth				DID NOT PLAY (Injury)						
James Madison				DID NOT PLAY (Injury)						
Creighton				DID NOT PLAY (Injury)						
George Mason				DID NOT PLAY (Injury)						
Averett				DID NOT PLAY (Injury)						
Ball State				DID NOT PLAY (Injury)						
Texas Tech				DID NOT PLAY (Injury)						
Campbell				DID NOT PLAY (Injury)						
High Point				DID NOT PLAY (Injury)						
Presbyterian				DID NOT PLAY (Injury)						
Winthrop				DID NOT PLAY (Injury)						
UNC Asheville				DID NOT PLAY (Injury)						
Gardner-Webb				DID NOT PLAY (Injury)						
Radford				DID NOT PLAY (Injury)						
Charleston So.				DID NOT PLAY (Injury)						
Liberty				DID NOT PLAY (Injury)						
Presbyterian				DID NOT PLAY (Injury)						
High Point				DID NOT PLAY (Injury)						
Gardner-Webb				DID NOT PLAY (Injury)						
Campbell				DID NOT PLAY (Injury)						
UNC Asheville				DID NOT PLAY (Injury)						
Winthrop				DID NOT PLAY (Injury)						
Radford										
Liberty										
Charleston Southern										

Career Stats

Year	GP-GS	Min	Avg.	FG-A	FG%	3FG-A	3FG%	FT-A	FT%	O-D-T	Avg.	PF-DQ	A	TO	B	S	Pts	Avg
2015-16 (Palm Beach St.)	32-12	—	—	61-109	.560	0-1	.000	35-49	.714	46-56-102	3.2	72-1	23	37	33	15	157	4.9
2016-17																		
CAREER (D-I)																		
FIRST SEASON AT DIVISION I LEVEL																		





#30

CHRIS SHIELDS

Sophomore • 6-8 • 210 • Forward

Hedgesville, W.Va.

Hedgesville/Fishburne Military Academy

Major: Undeclared

CAREER HIGHS

Points	19	vs. Maine	11-25-15
Rebounds	8	vs. Ball State	11-21-15
Assists	5	vs. Dartmouth	12-23-15
Steals	3	vs. Ball State	11-21-15
Blocks	2	vs. Winthrop	02-14-17
FG Made	8	vs. Maine	11-25-15
3FG Made	3(2x)	at Texas Tech	12-21-16
FT Made	4(2x)	vs Winthrop	02-15-17
Minutes	38	at Presbyterian	01-28-17

2016-17 Game Log

Opp	FG-A	3FG-A	FT-A	O-D-T	PF	TP	A TO	B	S	Min
Hampden-Sydney (exh.)	5-7	1-2	3-4	1-2-3	3	14	2 1 0 1	0	1	27*
Maine	2-4	0-0	0-0	0-0-0	1	4	2 0 0 0	0	0	22*
Stephen F. Austin	1-1	0-0	0-0	0-0-0	4	2	0 3 1 0	0	0	10
Salem International	2-6	0-2	4-5	3-4-7	4	8	3 0 0 1	0	1	24
Saint Francis	2-4	1-2	0-0	0-0-0	3	5	0 3 0 0	0	0	19
Dartmouth	3-4	1-1	0-0	0-2-2	3	7	2 3 0 0	0	0	23
James Madison	3-4	0-1	0-0	1-3-4	1	6	2 0 0 1	0	1	16
Creighton	3-8	1-3	0-0	1-5-6	0	7	1 6 1 0	0	0	22*
George Mason	3-9	0-3	1-2	1-3-4	3	7	2 4 0 0	0	0	25*
Averett	4-5	2-2	0-0	0-2-2	4	10	1 2 1 0	0	0	23
Ball State	2-7	1-2	1-2	0-3-3	2	6	0 5 0 0	0	0	22*
Texas Tech	6-9	3-6	0-0	0-3-3	0	15	0 4 0 1	0	1	35*
Campbell	0-3	0-1	1-2	0-4-4	2	1	2 3 0 0	0	0	26
High Point	1-2	1-2	0-2	0-0-0	4	3	1 2 0 0	0	0	12
Presbyterian	2-2	1-1	0-0	1-2-3	1	5	0 2 0 0	0	0	15*
Winthrop	3-5	0-1	0-0	0-5-5	4	6	0 3 0 0	0	0	23
UNC Asheville	1-5	0-0	0-0	0-1-1	2	2	0 1 0 1	0	1	17*
Gardner-Webb	2-5	1-3	0-0	0-1-1	5	5	0 1 0 0	0	0	22
Radford	1-3	0-1	0-0	1-4-5	5	2	0 1 0 0	0	0	22
Charleston So.	1-3	0-1	1-2	0-3-3	5	3	0 2 0 0	0	0	19
Liberty	4-6	2-4	1-2	0-2-2	3	11	1 3 0 1	0	1	25
Presbyterian	5-12	2-4	0-0	1-6-7	4	12	1 1 0 0	0	0	38*
High Point	2-5	0-1	0-0	0-0-0	2	4	1 2 0 0	0	0	34*
Gardner-Webb	1-6	1-2	0-0	1-3-4	1	3	2 2 0 0	0	0	24*
Campbell	3-5	2-3	2-2	0-2-2	1	10	3 3 0 2	0	2	36*
UNC Asheville	5-10	1-1	0-0	1-5-6	2	11	3 1 0 1	0	1	32*
Winthrop	0-6	0-3	4-4	0-0-0	4	3	1 1 2 1	0	1	29*
Radford										
Liberty										
Charleston Southern										

Career Stats

Year	GP-GS	Min	Avg.	FG-A	FG%	3FG-A	3FG%	FT-A	FT%	O-D-T	Avg.	PF-DQ	A	TO	S	B	Pts	Avg
2015-16	14-0	294	21.0	37-78	.474	10-29	.345	8-10	.800	9-27-36	2.6	39-2	19	15	2	5	92	6.6
2016-17	26-13	615	23.7	62-139	.446	20-50	.400	15-21	.714	11-63-74	2.8	69-3	28	58	5	9	159	6.1
CAREER	40-13	909	22.7	99-217	.456	30-79	.380	23-31	.742	20-90-110	2.8	108-5	47	73	7	14	251	6.3





#1

ISAIAH WALTON

Redshirt Sophomore • 6-4 • 185 • Guard

Oberlin, Ohio

Elyria/UC Davis/Iowa Western

Major: Criminal Justice

CAREER HIGHS

Points	28	at Campbell	02-09-17
Rebounds	9	at High Point	12-31-16
Assists	7	vs. Campbell	12-29-16
Steals	6	vs Gardner-Webb	01-14-17
Blocks	1 (8x)	vs. Winthrop	02-15-17
FG Made	9	at Campbell	02-09-17
3FG Made	3(2x)	vs Campbell	12-29-16
FT Made	11	vs Gardner-Webb	01-14-17
Minutes	37(3x)	vs Radford	01-19-17

2016-17 Game Log

Opp	FG-A	3FG-A	FT-A	O-D-T	PF	TP	A	TO	B	S	Min
Hampden-Sydney (exh.)	3-13	0-5	10-11	1-8-9	4	16	8	4	0	4	37
Maine	6-13	1-4	3-4	2-3-5	2	16	2	4	1	2	23
Stephen F. Austin	5-12	1-4	4-4	0-5-5	2	15	2	4	0	3	37*
Salem International	4-12	0-3	4-4	0-4-4	0	12	5	5	0	3	34*
Saint Francis	3-10	1-3	2-2	0-2-2	2	9	3	6	0	1	29*
Dartmouth	7-14	2-3	7-8	0-0-0	3	23	4	1	0	2	33*
James Madison	2-7	1-2	0-0	0-2-2	4	5	0	4	0	1	25*
Creighton	4-12	2-3	1-4	1-3-4	1	11	4	3	0	3	29*
George Mason	5-10	3-4	2-2	1-6-7	4	15	3	4	0	0	33*
Averett	6-14	1-3	4-7	0-3-3	3	17	4	0	0	0	36*
Ball State	5-9	0-2	0-0	1-2-3	3	10	1	9	0	4	28
Texas Tech	5-8	1-2	0-0	1-2-3	1	11	5	2	0	1	34*
Campbell	6-9	3-3	1-2	0-1-1	3	16	7	8	0	2	33*
High Point	5-9	2-6	4-4	2-7-9	2	16	2	6	0	2	37*
Presbyterian	8-10	1-1	5-5	1-5-6	3	22	2	5	0	2	32*
Winthrop	3-6	1-3	0-0	0-5-5	3	7	1	6	1	1	28*
UNC Asheville	1-2	0-0	4-4	1-5-6	1	6	0	2	0	0	21
Gardner-Webb	4-10	0-4	11-12	1-4-5	3	19	6	5	0	6	33*
Radford	7-16	2-4	0-0	0-1-1	4	16	2	6	1	1	37*
Charleston So.	8-15	2-4	2-5	1-4-5	2	20	2	5	0	3	31*
Liberty	2-5	0-3	2-4	1-4-5	4	6	3	2	0	0	32*
Presbyterian	1-8	0-5	4-4	0-3-3	4	6	6	8	1	1	30*
High Point	1-8	0-2	3-4	0-3-3	3	5	6	3	1	0	31*
Gardner-Webb	6-10	1-2	7-8	0-3-3	3	20	3	5	0	3	33*
Campbell	9-13	1-2	9-10	0-3-3	5	28	0	7	1	3	32*
UNC Asheville	4-6	2-4	2-2	0-4-4	2	12	1	4	1	1	18*
Winthrop	7-13	1-1	1-2	2-3-5	3	16	2	0	1	1	33*
Radford											
Liberty											
Charleston Southern											

Career Stats

Year	GP-GS	Min	Avg.	FG-A	FG%	3FG-A	3FG%	FT-A	FT%	O-D-T	Avg.	PF-DQ	A	TO	B	S	Pts	Avg
2014-15 (UC Davis)																		
2015-16 (Iowa Western)	30-22	199	6.6	106-233	.455	27-72	.375	71-83	.855	26-81-107	3.6	18-0	114	101	6	36	310	10.3
2016-17	26-23	802	30.8	124-261	.475	29-77	.377	82-101	.812	15-87-102	3.9	70-1	78	114	8	46	359	13.8
CAREER (D-I)	26-23	802	30.8	124-261	.475	29-77	.377	82-101	.812	15-87-102	3.9	70-1	78	114	8	46	359	13.8



#22

CAIUS COVRIG

Freshman • 6-5 • 215 • Guard

Phoenix, Ariz.

Westwind Prep

Major: Business Administration

CAREER HIGHS

Points	
Rebounds	
Assists	
Steals	
Blocks	
FG Made	
3FG Made	
FT Made	
Minutes	

2016-17 Game Log

Opp	FG-A	3FG-A	FT-A	O-D-T	PF	TP	A TO	B	S	Min
Hampden-Sydney (exh.)				DID NOT PLAY						
Maine				DID NOT PLAY						
Stephen F. Austin				DID NOT PLAY						
Salem International				DID NOT PLAY						
Saint Francis				DID NOT PLAY						
Dartmouth				DID NOT PLAY						
James Madison				DID NOT PLAY						
Creighton				DID NOT PLAY						
George Mason				DID NOT PLAY						
Averett				DID NOT PLAY						
Ball State				DID NOT PLAY						
Texas Tech				DID NOT PLAY						
Campbell				DID NOT PLAY						
High Point				DID NOT PLAY						
Presbyterian				DID NOT PLAY						
Winthrop				DID NOT PLAY						
UNC Asheville				DID NOT PLAY						
Gardner-Webb				DID NOT PLAY						
Radford				DID NOT PLAY						
Charleston So.				DID NOT PLAY						
Liberty				DID NOT PLAY						
Presbyterian				DID NOT PLAY						
High Point				DID NOT PLAY						
Gardner-Webb				DID NOT PLAY						
Campbell				DID NOT PLAY						
UNC Asheville				DID NOT PLAY						
Winthrop				DID NOT PLAY						
Radford										
Liberty										
Charleston Southern										

Career Stats

Year	GP-GS	Min	Avg.	FG-A	FG%	3FG-A	3FG%	FT-A	FT%	O-D-T	Avg.	PF-DQ	A	TO	S	B	Pts	Avg
2016-17																		
CAREER																		





#0

DOMINIC EZEANI

Freshman • 5-11 • 165 • Guard

Silver Spring, Md.

Our Lady of Good Counsel

Major: Therapeutic Recreation

CAREER HIGHS

Points	2(2x)	at Gardner-Webb	02-04-17
Rebounds	2(3x)	at Gardner-Webb	02-04-17
Assists	1(2x)	vs Winthrop	02-15-17
Steals	1(2x)	at Gardner-Webb	02-04-17
Blocks			
FG Made	1(2x)	at Gardner-Webb	02-04-17
3FG Made			
FT Made			
Minutes	13	at Gardner-Webb	02-04-17

2016-17 Game Log

Opp	FG-A	3FG-A	FT-A	O-D-T	PF	TP	A	TO	B	S	Min
Hampden-Sydney (exh.)				DID NOT PLAY							
Maine				DID NOT PLAY							
Stephen F. Austin				DID NOT PLAY							
Salem International				DID NOT PLAY							
Saint Francis	0-0	0-0	0-0	0-0-0	0	0	0	0	0	0	1
Dartmouth				DID NOT PLAY							
James Madison				DID NOT PLAY							
Creighton	0-0	0-0	0-0	0-0-0	0	0	0	0	0	0	2
George Mason				DID NOT PLAY							
Averett	0-0	0-0	0-0	0-1-1	0	0	0	0	0	0	4
Ball State				DID NOT PLAY							
Texas Tech	0-0	0-0	0-0	0-0-0	0	0	0	0	0	0	1
Campbell				DID NOT PLAY							
High Point				DID NOT PLAY							
Presbyterian				DID NOT PLAY							
Winthrop	0-0	0-0	0-0	0-1-1	0	0	0	0	0	0	1
UNC Asheville	1-1	0-0	0-0	1-1-2	1	2	0	0	0	0	12
Gardner-Webb				DID NOT PLAY							
Radford	0-0	0-0	0-0	0-0-0	0	0	0	0	0	0	1
Charleston So.	0-0	0-0	0-0	0-0-0	0	0	0	0	0	0	2
Liberty	0-0	0-0	0-0	0-1-1	2	0	1	0	0	1	6
Presbyterian	0-0	0-0	0-0	0-0-0	1	0	0	0	0	0	9
High Point	0-0	0-0	0-0	0-2-2	1	0	0	0	0	0	9
Gardner-Webb	1-1	0-0	0-0	2-0-2	3	2	0	1	0	1	13
Campbell	0-0	0-0	0-0	0-0-0	0	0	0	0	0	0	0
UNC Asheville	0-0	0-0	0-0	0-0-0	0	0	0	0	0	0	5
Winthrop	0-1	0-0	0-0	0-1-1	0	0	1	0	0	0	3
Radford											
Liberty											
Charleston Southern											

Career Stats

Year	GP-GS	Min	Avg.	FG-A	FG%	3FG-A	3FG%	FT-A	FT%	O-D-T	Avg.	PF-DQ	A	TO	S	B	Pts	Avg
2016-17	15-0	69	4.6	2-3	.667	0-0	.000	0-0	.000	3-7-10	0.7	8-0	2	1	0	2	4	0.3
CAREER	15-0	69	4.6	2-3	.667	0-0	.000	0-0	.000	3-7-10	0.7	8-0	2	1	0	2	4	0.3



#10

JUAN MUNOZ

Freshman • 5-11 • 165 • Guard

Raleigh, N.C.

Panther Creek

Major: Undeclared

CAREER HIGHS

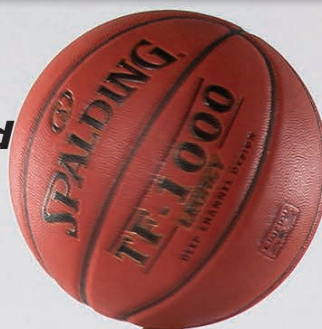
Points	
Rebounds	
Assists	
Steals	
Blocks	
FG Made	
3FG Made	
FT Made	
Minutes	

2016-17 Game Log

Opp	FG-A	3FG-A	FT-A	O-D-T	PF	TP	A TO	B	S	Min
Hampden-Sydney (exh.)				DID NOT PLAY (Injury)						
Maine				DID NOT PLAY (Injury)						
Stephen F. Austin				DID NOT PLAY (Injury)						
Salem International				DID NOT PLAY (Injury)						
Saint Francis				DID NOT PLAY (Injury)						
Dartmouth				DID NOT PLAY (Injury)						
James Madison				DID NOT PLAY (Injury)						
Creighton				DID NOT PLAY (Injury)						
George Mason				DID NOT PLAY (Injury)						
Averett				DID NOT PLAY (Injury)						
Ball State				DID NOT PLAY (Injury)						
Texas Tech				DID NOT PLAY (Injury)						
Campbell				DID NOT PLAY (Injury)						
High Point				DID NOT PLAY (Injury)						
Presbyterian				DID NOT PLAY (Injury)						
Winthrop				DID NOT PLAY (Injury)						
UNC Asheville				DID NOT PLAY (Injury)						
Gardner-Webb				DID NOT PLAY (Injury)						
Radford				DID NOT PLAY (Injury)						
Charleston So.				DID NOT PLAY (Injury)						
Liberty				DID NOT PLAY (Injury)						
Presbyterian				DID NOT PLAY (Injury)						
High Point				DID NOT PLAY (Injury)						
Gardner-Webb				DID NOT PLAY (Injury)						
Campbell				DID NOT PLAY (Injury)						
UNC Asheville				DID NOT PLAY (Injury)						
Winthrop				DID NOT PLAY (Injury)						
Radford										
Liberty										
Charleston Southern										

Career Stats

Year	GP-GS	Min	Avg.	FG-A	FG%	3FG-A	3FG%	FT-A	FT%	O-D-T	Avg.	PF-DQ	A	TO	S	B	Pts	Avg
2016-17																		
CAREER																		





#21

JaSHAUN SMITH

Freshman • 6-5 • 200 • Forward

Garner, N.C.

Legacy Charter (S.C.)

Major: History

CAREER HIGHS

Points	14	at Saint Francis	11-23-16
Rebounds	8(3x)	vs. UNC Asheville	02-11-17
Assists	3(3x)	vs High Point	02-01-17
Steals	2	at High Point	12-31-16
Blocks	3	at Campbell	02-09-17
FG Made	6	at Saint Francis	11-23-16
3FG Made	2(2x)	vs Winthrop	02-15-17
FT Made	4	at UNC Asheville	01-11-17
Minutes	38	vs UNC Asheville	02-11-17

2016-17 Game Log

Opp	FG-A	3FG-A	FT-A	O-D-T	PF	TP	A	TO	B	S	Min
Hampden-Sydney (exh.)	DID NOT PLAY										
Maine	0-0	0-0	0-0	0-0-0	0	0	0	0	0	0	1
Stephen F. Austin	DID NOT PLAY										
Salem International	1-2	0-0	1-1	0-0-0	0	3	0	0	0	0	4
Saint Francis	6-9	0-0	2-2	2-5-7	3	14	3	0	0	1	26*
Dartmouth	2-2	1-1	2-2	2-1-3	3	7	1	1	2	0	21*
James Madison	4-11	1-2	0-0	1-2-3	2	9	0	0	2	0	30*
Creighton	5-10	2-2	0-0	1-3-4	1	12	0	1	1	1	21
George Mason	1-5	0-0	1-4	3-3-6	1	3	0	1	1	0	24
Averett	5-7	0-1	0-0	0-2-2	2	10	1	2	0	1	34*
Ball State	5-10	1-3	0-1	0-3-3	1	11	0	0	4	0	36*
Texas Tech	3-6	1-2	2-3	0-4-4	3	9	0	1	2	0	24*
Campbell	4-7	1-1	2-2	1-4-5	2	11	2	1	2	1	34*
High Point	4-5	1-1	0-0	2-6-8	0	9	0	0	2	2	31*
Presbyterian	3-6	1-3	0-0	1-2-3	2	7	1	2	2	1	35
Winthrop	4-6	1-3	3-4	1-2-3	1	12	0	4	2	0	29*
UNC Asheville	1-3	1-1	4-8	0-2-2	3	7	2	0	1	0	25
Gardner-Webb	2-6	1-1	0-0	0-2-2	3	5	3	1	1	0	24*
Radford	2-6	0-1	2-4	1-1-2	2	6	0	0	1	1	24*
Charleston So.	0-2	0-0	1-2	2-2-4	0	1	0	2	1	0	28*
Liberty	2-4	0-1	0-0	0-1-1	0	4	0	2	1	1	33*
Presbyterian	4-10	0-0	0-2	2-3-5	3	8	1	1	1	0	20
High Point	2-6	1-4	1-4	2-2-4	2	5	3	1	0	1	29*
Gardner-Webb	3-9	1-2	2-2	3-5-8	0	9	0	1	2	0	33*
Campbell	1-7	0-1	0-2	1-1-2	2	2	1	1	0	3	33*
UNC Asheville	5-13	0-1	2-2	3-5-8	3	12	1	1	0	0	38*
Winthrop	4-7	2-3	0-0	1-2-3	3	10	1	3	0	1	28*
Radford											
Liberty											
Charleston Southern											

Career Stats

Year	GP-GS	Min	Avg.	FG-A	FG%	3FG-A	3FG%	FT-A	FT%	O-D-T	Avg.	PF-DQ	A	TO	S	B	Pts	Avg
2016-17	25-18	665	26.6	73-159	.459	15-31	.484	25-45	.556	29-63-92	3.7	42-0	20	26	29	14	186	7.4
CAREER	25-18	665	26.6	73-159	.459	15-31	.484	25-45	.556	29-63-92	3.7	42-0	20	26	29	14	186	7.4



2016-17 LONGWOOD GAME-BY-GAME

Opponent	Date	Score		Total		3-Pointers		Free throws		Rebounds				pf	a	t/o	blk	stl	pts	avg
				fg-fga	pct	3fg-fga	pct	ft-fa	pct	off	def	tot	avg							
MAINE	11-13-16	58-80	L	22-57	.386	6-18	.333	8-15	.533	11	29	40	40.0	13	11	16	9	5	58	58.0
at Stephen F. Austin	11-15-16	60-66	L	23-49	.469	7-21	.333	7-9	.778	2	23	25	32.5	25	11	22	3	10	60	59.0
SALEM INTERNATIONAL	11-18-16	87-74	W	31-64	.484	6-21	.286	19-25	.760	10	29	39	34.7	22	21	12	5	10	87	68.3
at Saint Francis	11-23-16	72-87	L	26-59	.441	13-24	.542	7-10	.700	8	20	28	33.0	21	15	21	1	6	72	69.2
DARTMOUTH	11-28-16	86-80	W	30-61	.492	12-26	.462	14-18	.778	8	22	30	32.4	23	17	11	5	8	86	72.6
JAMES MADISON	12-03-16	59-71	L	23-61	.377	9-27	.333	4-5	.800	6	21	27	31.5	19	9	10	4	5	59	70.3
at Creighton	12-09-16	58-113	L	24-64	.375	6-18	.333	4-8	.500	8	21	29	31.1	20	13	19	2	5	58	68.6
at George Mason	12-12-16	60-97	L	21-59	.356	6-21	.286	12-18	.667	11	21	32	31.3	24	9	14	1	2	60	67.5
AVERETT	12-14-16	86-67	W	34-55	.618	7-14	.500	11-16	.688	6	27	33	31.4	17	10	11	4	4	86	69.6
at Ball State	12-19-16	45-61	L	19-52	.365	2-17	.118	5-8	.625	8	31	39	32.2	13	5	23	9	7	45	67.1
at Texas Tech	12-21-16	60-91	L	23-49	.469	8-20	.400	6-10	.600	3	15	18	30.9	15	7	15	3	5	60	66.5
CAMPBELL	12-29-16	79-77	W	28-50	.560	7-11	.636	16-20	.800	7	24	31	30.9	14	15	16	5	6	79	67.5
at High Point	12-31-16	60-55	W	23-53	.434	7-22	.318	7-11	.636	7	30	37	31.4	17	8	18	5	8	60	66.9
PRESBYTERIAN	01-04-17	79-76	W	29-49	.592	9-17	.529	12-17	.706	7	25	32	31.4	16	13	18	3	5	79	67.8
at Winthrop	01-07-17	65-83	L	24-53	.453	6-23	.261	11-16	.688	6	28	34	31.6	15	4	18	5	2	65	67.6
at Asheville	01-11-17	68-89	L	22-50	.440	3-14	.214	21-28	.750	5	25	30	31.5	17	7	12	3	5	68	67.6
GARDNER-WEBB	01-14-17	79-85	L	29-59	.492	9-23	.391	12-15	.800	7	21	28	31.3	20	16	19	7	14	79	68.3
RADFORD	01-19-17	60-72	L	23-52	.442	5-16	.313	9-13	.692	4	23	27	31.1	21	11	14	5	4	60	67.8
at Charleston So.	01-21-17	61-76	L	22-55	.400	4-15	.267	13-18	.722	9	28	37	31.4	15	8	16	2	6	61	67.5
LIBERTY	01-26-17	62-93	L	17-42	.405	5-22	.227	23-27	.852	4	16	20	30.8	14	7	14	3	6	62	67.2
at Presbyterian	01-28-17	62-71	L	24-58	.414	5-21	.238	9-14	.643	11	25	36	31.0	24	14	19	3	5	62	67.0
HIGH POINT	02-01-17	68-92	L	24-55	.436	4-16	.250	16-22	.727	7	21	28	30.9	16	15	13	5	3	68	67.0
at Gardner-Webb	02-04-17	64-90	L	23-62	.371	4-18	.222	14-21	.667	12	22	34	31.0	16	10	15	5	5	64	66.9
at Campbell	02-09-17	79-83	L	26-45	.578	6-11	.545	21-27	.778	2	21	23	30.7	20	9	15	3	12	79	67.4
ASHEVILLE	02-11-17	69-91	L	26-65	.400	6-16	.375	11-15	.733	10	22	32	30.8	13	9	14	4	3	69	67.4
WINTHROP	02-15-17	63-83	L	22-61	.361	5-20	.250	14-18	.778	9	21	30	30.7	18	6	10	6	5	63	67.3
Longwood		1749		638-1439	.443	167-492	.339	306-424	.722	188	611	799	30.7	468	280	405	110	156	1749	67.3
Opponents		2103		768-1611	.477	216-551	.392	351-503	.698	323	682	1005	38.7	411	374	337	63	216	2103	80.9

Games played: 26
Points/game: 67.3
FG Pct: 44.3
3FG Pct: 33.9
FT Pct: 72.2

Rebounds/game: 30.7
Assists/game: 10.8
Turnovers/game: 15.6
Assist/turnover ratio: 0.7
Steals/game: 6.0
Blocks/game: 4.2

2016-17 OPPONENT GAME-BY-GAME

Opponent	Date	Score		Total		3-Pointers		Free throws		Rebounds				pf	a	t/o	blk	stl	pts	avg
				fg-fga	pct	3fg-fga	pct	ft-fa	pct	off	def	tot	avg							
MAINE	11-13-16	58-80	L	30-72	.417	9-25	.360	11-17	.647	17	29	46	46.0	14	16	7	3	7	80	80.0
at Stephen F. Austin	11-15-16	60-66	L	19-49	.388	7-15	.467	21-27	.778	12	25	37	41.5	16	10	23	2	5	66	73.0
SALEM INTERNATIONAL	11-18-16	87-74	W	25-56	.446	9-22	.409	15-23	.652	7	25	32	38.3	25	15	18	3	7	74	73.3
at Saint Francis	11-23-16	72-87	L	36-60	.600	6-18	.333	9-22	.409	11	26	37	38.0	10	20	14	7	13	87	76.8
DARTMOUTH	11-28-16	86-80	W	29-52	.558	5-14	.357	17-28	.607	7	26	33	37.0	16	11	15	1	5	80	77.4
JAMES MADISON	12-03-16	59-71	L	25-55	.455	9-21	.429	12-20	.600	14	33	47	38.7	7	13	14	2	4	71	76.3
at Creighton	12-09-16	58-113	L	41-70	.586	12-22	.545	19-28	.679	14	33	47	39.9	10	27	13	7	12	113	81.6
at George Mason	12-12-16	60-97	L	29-63	.460	10-23	.435	29-33	.879	16	30	46	40.6	15	13	8	1	10	97	83.5
AVERETT	12-14-16	86-67	W	24-67	.358	7-24	.292	12-17	.706	20	18	38	40.3	17	12	15	0	5	67	81.7
at Ball State	12-19-16	45-61	L	24-64	.375	7-24	.292	6-8	.750	11	28	39	40.2	13	12	13	2	11	61	79.6
at Texas Tech	12-21-16	60-91	L	36-65	.554	8-18	.444	11-17	.647	16	26	42	40.4	10	24	9	4	9	91	80.6
CAMPBELL	12-29-16	79-77	W	29-61	.475	9-18	.500	10-11	.909	7	19	26	39.2	13	13	10	3	8	77	80.3
at High Point	12-31-16	60-55	W	21-57	.368	4-15	.267	9-14	.643	9	26	35	38.8	16	10	16	3	8	55	78.4
PRESBYTERIAN	01-04-17	79-76	W	31-66	.470	7-23	.304	7-11	.636	12	15	27	38.0	20	14	10	3	11	76	78.2
at Winthrop	01-07-17	65-83	L	32-77	.416	10-36	.278	9-10	.900	17	25	42	38.3	14	13	7	5	10	83	78.5
at Asheville	01-11-17	68-89	L	34-62	.548	10-22	.455	11-16	.688	7	27	34	38.0	20	14	7	1	8	89	79.2
GARDNER-WEBB	01-14-17	79-85	L	33-73	.452	8-21	.381	11-17	.647	22	26	48	38.6	17	10	21	0	12	85	79.5
RADFORD	01-19-17	60-72	L	23-56	.411	7-23	.304	19-27	.704	16	27	43	38.8	15	12	15	1	5	72	79.1
at Charleston So.	01-21-17	61-76	L	29-67	.433	7-18	.389	11-15	.733	12	28	40	38.9	18	12	9	2	4	76	78.9
LIBERTY	01-26-17	62-93	L	31-57	.544	17-30	.567	14-20	.700	12	23	35	38.7	21	18	12	0	10	93	79.7
at Presbyterian	01-28-17	62-71	L	24-53	.453	2-11	.182	21-33	.636	11	26	37	38.6	16	10	13	1	10	71	79.2
HIGH POINT	02-01-17	68-92	L	36-66	.545	12-20	.600	8-8	1.000	9	27	36	38.5	18	18	10	0	5	92	79.8
at Gardner-Webb	02-04-17	64-90	L	34-63	.540	7-19	.368	15-21	.714	10	31	41	38.6	22	15	12	5	14	90	80.3
at Campbell	02-09-17	79-83	L	29-53	.547	6-18	.333	19-24	.792	8	20	28	38.2	18	13	17	2	8	83	80.4
ASHEVILLE	02-11-17	69-91	L	34-66	.515	10-28	.357	13-15	.867	10	31	41	38.3	15	15	12	2	10	91	80.8
WINTHROP	02-15-17	63-83	L	30-61	.492	11-23	.478	12-21	.571	16	32	48	38.7	15	14	17	3	5	83	80.9
Opponents		2103		768-1611	.477	216-551	.392	351-503	.698	323	682	1005	38.7	411	374	337	63	216	2103	80.9
Longwood		1749		638-1439	.443	167-492	.339	306-424	.722	188	611	799	30.7	468	280	405	110	156	1749	67.3

Games played: 26
Points/game: 80.9
FG Pct: 47.7
3FG Pct: 39.2
FT Pct: 69.8

Rebounds/game: 38.7
Assists/game: 14.4
Turnovers/game: 13.0
Assist/turnover ratio: 1.1
Steals/game: 8.3
Blocks/game: 2.4

LONGWOOD GAMEDAY > Box Scores

Longwood 93, Hampden-Sydney 85 • Nov. 5 (Exh.)

Hampden-Sydney vs Longwood (Exh.)
11-05-16 5:04 p.m. at Farmville, Va. (Willett Hall)

Hampden-Sydney 85 • Exhibition

#	Player	Total		3-Ptr		Rebounds			PF	TP	A TO Blk Stl				Min
		FG-FGA	FG-FGA	FT-FTA		Off Def Tot									
01	DUNCAN, Jake	* 6-11	4-7	2-2	0	4	4	3	18	4	4	0	0	42	
02	REDDICK, JaVonte	* 2-9	1-5	4-4	1	2	3	3	9	0	4	1	0	30	
10	SAMUELS, Logan	* 3-7	0-2	6-10	1	4	5	3	12	5	6	0	0	34	
15	CHASE, Nick	* 4-9	1-3	1-1	0	5	5	3	10	1	2	0	2	28	
25	GUIMARAES, Guilherme	* 14-15	0-0	2-2	5	7	12	4	30	0	3	1	0	34	
03	QUINN, Kevin	0-0	0-0	0-0	0	0	0	0	0	0	1	0	0	3	
04	KATOWITZ, Josh	1-2	0-0	4-6	0	2	2	3	6	0	3	0	0	20	
05	DUNCAN, Michael	0-2	0-0	0-0	0	0	0	0	0	1	1	0	0	8	
14	COSTIGAN, Jack	0-4	0-1	0-0	0	3	3	2	0	0	0	0	0	11	
23	REID, Justin	0-1	0-0	0-0	0	1	1	0	0	1	3	0	0	8	
32	KUEHN, Hunter	0-0	0-0	0-0	0	0	0	1	0	0	0	0	1	7	
Team					2	4	6								
Totals		30-60	6-18	19-25	9	32	41	22	85	12	27	2	3	225	

FG % 1st Half: 12-28 42.9% 2nd half: 14-25 56.0% OT: 4-7 57.1% Game: 30-60 50.0% Deadball Rebounds 2
 3FG % 1st Half: 3-9 33.3% 2nd half: 1-6 16.7% OT: 2-3 66.7% Game: 6-18 33.3%
 FT % 1st Half: 7-9 77.8% 2nd half: 11-14 78.6% OT: 1-2 50.0% Game: 19-25 76.0%

Longwood (Exh.) 93 • Exhibition

#	Player	Total		3-Ptr		Rebounds			PF	TP	A TO Blk Stl				Min
		FG-FGA	FG-FGA	FT-FTA	FT-FTA	Off	Def	Tot			A	TO	Blk	Stl	
01	WALTON, Isaiah	3-13	0-5	10-11	1	8	9	4	16	8	4	0	0	37	
02	GEE, Bryan	0-0	0-0	0-0	1	0	1	4	0	0	0	0	5		
03	ALLEN, Darrion	8-19	2-8	6-10	4	3	7	3	24	1	3	2	4	41	
04	LANE, Khris	6-12	3-5	0-0	0	2	2	0	15	2	2	1	2	36	
05	THOMPSON, Kendrick	5-10	2-5	0-0	0	1	1	2	12	3	1	0	3	35	
15	BELTON, Isaac	2-3	1-2	3-3	0	0	0	3	8	0	1	0	1	14	
24	GETER, Damarion	2-5	0-0	0-0	1	5	6	5	4	1	6	0	3	30	
30	SHIELDS, Chris	5-7	1-2	3-4	1	2	3	3	14	2	1	0	1	27	
	Team				2	4	6								
Totals		31-69	9-27	22-28	10	25	35	24	93	17	18	3	18	225	

FG % 1st Half: 10-29 34.5% 2nd half: 16-33 48.5% OT: 5-7 71.4% Game: 31-69 44.9% Deadball Rebounds 2
 3FG % 1st Half: 4-13 30.8% 2nd half: 3-12 25.0% OT: 2-2 100.0% Game: 9-27 33.3%
 FT % 1st Half: 9-14 64.3% 2nd half: 6-6 100.0% OT: 7-8 87.5% Game: 22-28 78.6%

Officials: Scott Argogast, Greg Anagnostopoulos, Chase Vaden
 Technical fouls: Hampden-Sydney-GUIMARAES, Guilherme. Longwood (Exh.)-ALLEN, Darrion.
 Attendance: 1900

Score by periods	1st	2nd	OT	Total
Hampden-Sydney	34	40	11	85
Longwood (Exh.)	33	41	19	93

Points	In Paint	Off T/O	2nd Chance	Fast Break	Bench
HSC	44	13	13	0	6
LWUX	40	32	13	10	93

Last FG - HSC OT-00:48, LWUX OT-00:19.
 Largest lead - HSC by 11 2nd-11:20, LWUX by 8 OT-00:07.
 HSC led for 25:23. LWUX led for 14:31. Game was tied for 05:06.

Score tied - 6 times.
 Lead changed - 7 times.

Maine 80, Longwood 58 • Nov. 13

Maine vs Longwood
11-13-16 2:04 p.m. at Farmville, Va. (Willett Hall)

Maine 80 • 1-1

#	Player	Total		3-Ptr	Rebounds			PF	TP	A TO Blk Stl				Min
		FG-FGA	FG-FGA	FT-FTA	Off	Def	Tot							
01	CALIXTE, AARON	* 4-11	2-4	0-0	1	1	2	3	10	3	1	0	1	25
02	HOWARD, AUSTIN	* 1-5	0-1	0-0	1	4	5	0	2	2	0	0	2	20
10	MYERS, WES	* 4-10	0-2	7-9	4	4	8	0	15	3	0	0	1	30
21	ER, ILKER	* 6-12	4-9	0-0	1	2	3	2	16	1	0	0	0	19
50	EZE, VINCENT	* 3-11	0-0	0-2	2	4	6	1	6	2	1	1	0	23
00	FLEMING, ANDREW	1-5	0-1	0-2	0	4	4	3	2	1	1	2	1	21
03	BERNSTEIN, RYAN	4-7	2-4	0-0	0	2	2	2	10	3	0	0	2	23
04	PIROVIC, MARKO	4-7	0-2	3-3	3	4	7	0	11	0	1	0	0	18
05	EVANS, DANNY	3-4	1-2	1-1	3	3	6	3	8	1	3	0	0	21
Team					2	1	3							
Totals		30-72	9-25	11-17	17	29	46	14	80	16	7	3	7	200

FG % 1st Half: 13-33 39.4% 2nd half: 17-39 43.6% Game: 30-72 41.7% Deadball Rebounds 2
 3FG % 1st Half: 2-10 20.0% 2nd half: 7-15 46.7% Game: 9-25 36.0%
 FT % 1st Half: 5-6 83.3% 2nd half: 6-11 54.5% Game: 11-17 64.7%

Longwood 58 • 1-0

#	Player	Total	3-Ptr	FT-FTA	Rebounds			PF	TP	A TO Blk Stl				Min
		FG-FGA	FG-FGA		Off	Def	Tot			A	TO	Blk	Stl	
02	GEE, Bryan	* 1-1	0-0	0-0	0	4	4	1	2	1	1	0	0	16
03	ALLEN, Darrion	* 7-16	3-7	1-2	4	3	7	2	18	0	4	3	1	34
04	LANE, Khris	* 4-11	2-5	4-6	3	5	8	3	14	1	4	3	1	34
24	GETER, Damarion	* 2-6	0-0	0-3	1	4	5	2	4	0	2	1	1	34
30	SHIELDS, Chris	* 2-4	0-0	0-0	0	0	0	1	4	2	0	0	0	22
01	WALTON, Isaiah	6-13	1-4	3-4	2	3	5	2	16	2	4	1	2	23
05	THOMPSON, Kendrick	0-2	0-0	0-0	1	2	3	1	0	5	0	1	0	23
15	BELTON, Isaac	0-4	0-2	0-0	0	2	2	0	0	0	0	0	0	8
20	ROMEO, Obi	0-0	0-0	0-0	0	0	0	1	0	0	0	0	0	5
21	SMITH, JaShaun	0-0	0-0	0-0	0	0	0	0	0	0	0	0	0	1
Team					0	6	6			1				
Totals		22-57	6-18	8-15	11	29	40	13	58	11	16	9	5	200

FG % 1st Half: 11-30 36.7% 2nd half: 11-27 40.7% Game: 22-57 38.6% Deadball Rebounds 3
 3FG % 1st Half: 3-9 33.3% 2nd half: 3-9 33.3% Game: 6-18 33.3%
 FT % 1st Half: 4-6 66.7% 2nd half: 4-9 44.4% Game: 8-15 53.3%

Officials: Michael Luckie, JB DeRosa, Mike Pearson
 Technical fouls: Maine-None. Longwood-None.
 Attendance: 1128

Score by periods	1st	2nd	Total
Maine	33	47	80
Longwood	29	29	58

Points	In Paint	Off T/O	2nd Chance	Fast Break	Bench
MAINE	38	18	22	4	31
LWU	22	7	12	4	16

Last FG - MAINE 2nd-00:38, LWU 2nd-03:51.
 Largest lead - MAINE by 22 2nd-00:38, LWU by 4 1st-06:06.
 MAINE led for 26:15. LWU led for 10:40. Game was tied for 03:05.

Score tied - 4 times.
 Lead changed - 11 times.

Stephen F. Austin 66, Longwood 60 • Nov. 15

Longwood vs Stephen F. Austin
11-15-16 10:00 a.m. at Nacogdoches, Texas (WRJ Coliseum)

Longwood 60 • 0-2

#	Player	Total		3-Ptr		Rebounds					PF	TP	A	TO	Blk	Stl	Min
		FG-FGA	FG-FGA	FT-FTA	FT-FTA	Off	Def	Total									
01	WALTON, Isaiah	* 5-12	1-4	4-4	0	5	5	2	15	2	4	0	3	37			
03	ALLEN, Darrion	* 5-14	2-7	0-1	0	7	7	4	12	1	5	0	1	39			
04	LANE, Khris	* 3-5	0-1	2-3	0	2	2	4	8	0	3	0	2	28			
05	THOMPSON, Kendrick	* 2-7	1-4	0-0	0	2	2	4	5	4	2	1	2	27			
24	GETER, Damarion	* 2-3	0-0	0-0	1	2	3	4	4	1	3	1	1	31			
02	GEE, Bryan	1-2	0-1	1-1	0	1	1	0	3	3	1	0	0	13			
15	BELTON, Isaac	4-5	3-4	0-0	0	0	0	3	11	0	1	0	1	15			
20	ROMEO, Obi	0-0	0-0	0-0	0	0	0	0	0	0	0	0	0	0+			
30	SHIELDS, Chris	1-1	0-0	0-0	0	0	0	4	2	0	3	1	0	10			
	Team				1	4	5										
Totals		23-49	7-21	7-9	2	23	25	25	60	11	22	3	10	200			

FG % 1st Half: 10-23 43.5% 2nd half: 13-26 50.0% Game: 23-49 46.9% Deadball Rebounds 1
 3FG % 1st Half: 2-10 20.0% 2nd half: 5-11 45.5% Game: 7-21 33.3%
 FT % 1st Half: 5-7 71.4% 2nd half: 2-2 100.0% Game: 7-9 77.8%

Stephen F. Austin 66 • 1-1

#	Player		Total		3-Ptr		Rebounds			PF	TP	A TO Blk Stl				Min
			FG-FGA	FG-FGA	FT-FTA	Off	Def	Tot	A			TO	Blk	Stl		
00	Augustin, Aaron	*	1-4	0-0	3-5	0	1	1	1	5	5	3	0	1	21	
03	Gilmore III, Leon		3-14	0-2	2-3	4	4	8	3	8	1	1	0	2	29	
11	Canete, Ivan	*	1-4	1-3	4-4	1	1	2	2	7	0	2	0	0	26	
12	Cameron, Dallas	*	4-8	2-3	2-2	0	2	2	0	12	2	4	0	0	33	
22	Holyfield, TJ	*	7-13	3-4	4-4	5	9	14	2	21	0	2	2	0	34	
01	Harris, Kevon		0-0	0-0	0-0	0	0	0	1	0	0	1	0	0	8	
05	Huntley, Josh		0-0	0-0	0-0	0	1	1	0	0	0	1	0	0	3	
10	Traylor, Isaiah		2-3	1-2	1-2	0	1	1	2	6	2	0	0	0	15	
23	Bain, Nathan		1-2	0-1	3-5	1	2	3	2	5	0	1	0	0	17	
24	Nieminen, Samuli		0-1	0-0	2-2	0	0	0	1	2	0	2	0	2	10	
32	Grujic, Jovan		0-0	0-0	0-0	0	1	1	2	0	0	3	0	0	4	
	Team					1	3	4				3				
	Totals		19-49	7-15	21-27	12	25	37	16	66	10	23	2	5	200	

LONGWOOD GAMEDAY > Box Scores

George Mason 97, Longwood 60 • Dec. 14

Longwood vs George Mason
12-12-16 7 p.m. at Fairfax, Va. (EagleBank Arena)

Longwood 60 • 2-6

		Total	3-Ptr		Rebounds										
#	Player	FG-FGA	FG-FGA	FT-FTA	Off	Def	Tot	PF	TP	A	TO	Blk	Stl	Min	
04	LANE, Khris	f	4-10	1-3	2-2	2	6	8	2	11	2	0	0	1	31
30	SHIELDS, Chris	f	3-9	0-3	1-2	1	3	4	3	7	2	4	0	0	25
01	WALTON, Isaiah	g	5-10	3-4	2-2	1	6	7	4	15	3	4	0	0	33
02	GEE, Bryan	g	1-3	0-0	2-4	0	2	2	3	4	0	2	0	0	27
03	ALLEN, Darrion	g	6-14	2-6	2-2	0	0	0	3	16	2	1	0	1	35
05	THOMPSON, Kendrick		0-1	0-1	0-0	0	1	1	3	0	0	1	0	0	9
15	BELTON, Isaac		1-7	0-4	2-2	2	0	2	4	4	0	0	0	0	13
20	ROMEO, Obi		0-0	0-0	0-0	0	0	0	1	0	0	0	0	0	3
21	SMITH, JaShaun		1-5	0-0	1-4	3	3	6	1	3	0	1	1	0	24
Team						2	0	2			1				
Totals			21-59	6-21	12-18	11	21	32	24	60	9	14	1	2	200
FG % 1st Half: 13-29 44.8%		2nd half: 8-30 26.7%		Game: 21-59 35.6%		Deadball		Rebounds 3							
3FG % 1st Half: 2-9 22.2%		2nd half: 4-12 33.3%		Game: 6-21 28.6%											
FT % 1st Half: 2-4 50.0%		2nd half: 10-14 71.4%		Game: 12-18 66.7%											

George Mason 97 • 9-3

		Total		3-Ptr		Rebounds									
#	Player	FG-FGA	FG-FTA	FT-FTA	Off	Def	Tot	PF	TP	A	TO	Blk	Stl	Min	
31	JENKINS, Jalen	f 3-7	0-0	3-3	3	5	8	2	9	2	1	1	0	21	
03	KIER, Justin	g 3-5	2-2	4-4	0	3	3	0	12	0	0	0	0	20	
04	LIVINGSTON, Otis	g 4-9	2-5	7-7	0	3	3	0	17	4	0	0	3	26	
05	GRAY, Jaire	g 6-10	3-6	2-2	0	3	3	1	17	0	1	0	5	26	
22	MOORE, Marquise	g 6-11	0-1	5-6	2	6	8	1	17	2	0	0	0	25	
01	ABRAM, DeAndre	g 3-4	2-3	0-0	2	2	4	1	8	0	0	0	0	8	
02	MURRELL, Kameron	1-1	1-1	2-3	0	1	1	2	5	2	2	0	1	8	
10	NEWMAN, Karmari	1-4	0-2	0-0	0	1	1	2	2	0	1	0	0	16	
12	TATE, Myles	0-2	0-1	0-0	0	0	0	0	0	0	0	0	0	7	
14	RELVAO, Daniel	0-1	0-0	0-0	0	1	1	2	0	0	0	0	0	10	
15	DIXON, Danny	1-2	0-0	1-2	3	1	4	3	3	0	3	0	0	9	
32	BOYD, Ian	1-7	0-2	5-6	3	1	4	1	7	3	0	0	1	24	
Team					3	3	6								
Totals		29-63	10-23	29-33	16	30	46	15	97	13	8	1	10	200	
FG % 1st Half: 16-30 53.3%		2nd half: 13-33 39.4%		Game: 29-63 46.0%		Deadball Rebounds 1									
3FG % 1st Half: 6-14 42.9%		2nd half: 4-9 44.4%		Game: 10-23 43.5%											
FT % 1st Half: 12-13 92.3%		2nd half: 17-20 85.0%		Game: 29-33 87.9%											

Officials: Sean Hull, Louie Andrakakos, Tim Kelly
Technical fouls: Longwood-None. George Mason-None.
Attendance: 3712

Score by periods	1st	2nd	Total
Longwood	30	30	60
George Mason	50	47	97

Points	In Paint	Off T/O	2nd Chance	Fast Break	Bench
Longwood	26	10	8	4	7
George Mason	33	25	11	4	25

Last FG - LWU 2nd-04:43, MASON 2nd-01:37.
Largest lead - LWU None, MASON by 37 2nd-01:37.
LWU led for 00:00, MASON led for 38:00. Game was tied for 02:00.

Score tied - 0 times.
Lead changed - 0 times.

Longwood 86, Averett 67 • Dec. 17

Averett vs Longwood
12-14-16 7:04 p.m. at Farmville, Va. (Willett Hall)

Averett 67 • 2-6

#	Player	Total	3-Ptr	Rebounds											
		FG-FGA	FG-FGA	FT-FTA	Off	Def	Tot	PF	TP	A	TO	Blk	Stl	Min	
02	CONTRERAS JR., James	* 2-8	0-0	3-4	3	0	3	3	7	3	2	0	1	26	
05	MCALLISTER, T.J.	* 0-6	0-4	0-0	0	1	1	1	0	2	1	0	1	27	
11	BURNETT, Jalen	* 6-9	1-1	2-2	0	3	3	1	15	3	1	0	2	24	
13	KETNER, Darin	* 6-12	2-7	0-1	4	4	8	3	14	0	4	0	0	25	
35	BRYANT, Charles	* 4-13	0-2	4-6	5	2	7	1	12	3	2	0	1	32	
03	THOMPSON, Taj		3-6	2-4	2-2	1	2	3	1	10	1	2	0	12	
10	BEST, Ian		0-0	0-0	0-0	0	0	0	0	0	1	0	0	2	
14	PATRICK, Keith		0-2	0-1	0-0	1	0	1	1	0	0	0	0	7	
20	FORDE, Jamal		0-1	0-0	0-0	0	2	2	2	0	0	0	0	15	
30	DeLUCIA, Austin		3-6	2-4	0-0	0	1	1	1	8	0	1	0	10	
32	BAKER, Brandon		0-1	0-1	0-0	0	0	0	0	0	0	0	0	2	
40	MEADOR, David		0-0	0-0	0-0	0	0	0	0	0	0	0	0	1	
50	DIABY, Moriba		0-3	0-0	1-2	1	0	1	3	1	0	1	0	17	
	Team				5	3	8								
Totals			24-67	7-24	12-17	20	18	38	17	67	12	15	0	5	200
FG % 1st Half: 11-39 28.2%		2nd half: 13-28 46.4%		Game: 24-67 35.8%		Deadball Rebounds 1									
3FG % 1st Half: 5-16 31.3%		2nd half: 2-8 25.0%		Game: 7-24 29.2%											
FT % 1st Half: 5-7 71.4%		2nd half: 7-10 70.0%		Game: 12-17 70.6%											

Longwood 86 • 3-6

#	Player	Total		3-Ptr		Rebounds			PF	TP	A TO Blk Stl				Min								
		FG-FGA	FG-FGA	FT-FTA	Off	Def	Tot	A			TO	Blk	Stl										
01	WALTON, Isaiah	*	6-14	1-3	4-7	0	3	3	3	17	4	0	0	0	36								
02	GEE, Bryan	*	0-1	0-0	0-0	0	0	0	0	0	0	2	0	0	9								
03	ALLEN, Darrion	*	8-12	3-5	5-5	0	3	3	2	24	2	1	0	1	34								
04	LANE, Khris	*	6-10	0-1	0-2	3	8	11	4	12	0	3	2	0	27								
21	SMITH, JaShaun	*	5-7	0-1	0-0	0	2	2	2	10	1	2	0	1	34								
00	EZEANI, Dominic		0-0	0-0	0-0	0	1	1	0	0	0	0	0	0	4								
15	BELTON, Isaac		4-5	1-2	2-2	2	4	6	2	11	2	1	0	1	27								
20	ROMEO, Obi		1-1	0-0	0-0	1	1	2	0	2	0	0	1	1	6								
30	SHIELDS, Chris		4-5	2-2	0-0	0	2	2	4	10	1	2	1	0	23								
	Team					0	3	3															
Totals			34-55	7-14	11-16	6	27	33	17	86	10	11	4	4	200								
FG % 1st Half: 17-27 63.0%		2nd half: 17-28 60.7%		Game: 34-55 61.8%		Deadball Rebounds 2																	
3FG % 1st Half: 4-9 44.4%		2nd half: 3-5 60.0%		Game: 7-14 50.0%																			
FT % 1st Half: 6-7 85.7%		2nd half: 5-9 55.6%		Game: 11-16 68.8%																			

Officials: Evan Scott, Scott Bennett, Ryan Martin
Technical fouls: Averett-None. Longwood-WALTON, Isaiah.
Attendance: 482

Score by periods	1st	2nd	Total
Averett	32	35	67
Longwood	44	42	86

Points	In Paint	Off T/O	2nd Chance	Fast Break	Bench
Averett	28	9	16	2	19
Longwood	46	20	10	4	23

Last FG - AVE 2nd-04:52, LWU 2nd-01:14.
Largest lead - AVE None, LWU by 19 2nd-09:46.
AVE led for 00:00, LWU led for 39:14. Game was tied for 00:45.

Score tied - 0 times.
Lead changed - 0 times.

Ball State 61, Longwood 45 • Dec. 19

Longwood vs Ball State
12-19-16 7 p.m. at Muncie, Ind. (Worthen Arena)

Longwood 45 • 3-7

#	Player		Total		3-Ptr		Rebounds					PF	TP	A TO Blk Stl				Min
			FG-FGA	FG-FGA	FT-FTA	Off	Def	Tot	A	TO	Blk			Stl				
04	LANE, Khris	f	3-10	0-2	0-1	3	7	10	3	6	0	2	1	1	31			
21	SMITH, JaShaun	f	5-10	1-3	0-1	0	3	3	1	11	0	0	4	0	36			
30	SHIELDS, Chris	f	2-7	1-2	1-2	0	3	3	2	6	0	5	0	0	22			
02	GEE, Bryan	g	0-2	0-1	2-2	0	3	3	0	2	2	1	0	0	20			
03	ALLEN, Darrion	g	4-10	0-5	2-2	0	5	5	1	10	1	2	1	2	35			
01	WALTON, Isaiah		5-9	0-2	0-0	1	2	3	3	10	1	9	0	4	28			
15	BELTON, Isaac		0-3	0-2	0-0	0	2	2	2	0	1	2	1	0	20			
20	ROMEO, Obi		0-1	0-0	0-0	3	4	7	1	0	0	0	2	0	8			
	Team					1	2	3			2							
Totals			19-52	2-10	5-8	8	31	39	13	45	5	23	9	7	200			
FG % 1st Half: 8-25			32.0%	2nd half: 11-27		40.7%	Game: 19-52		36.5%							Deadball		
3FG % 1st Half: 1-8			12.5%	2nd half: 1-9		11.1%	Game: 2-17		11.8%							Rebounds		
FT % 1st Half: 2-3			66.7%	2nd half: 3-5		60.0%	Game: 5-8		62.5%									

LONGWOOD GAMEDAY > Box Scores

Longwood 79, Campbell 77 • Dec. 29

Campbell vs Longwood
12-29-16 7:04 p.m. at Farmville, Va. (Willett Hall)

Campbell 77 • 7-6, 0-1

#	Player	Total		3-Ptr		Rebounds			PF	TP	A TO Blk Stl				Min
		FG-FGA	FG-FGA	FT-FTA	FT-FTA	Off	Def	Tot			A	TO	Blk	Stl	
00	HAMER, Kyre'	* 7-14	5-6	0-0	0	1	1	2	4	19	2	1	1	3	37
03	CLEMONS, Chris	* 8-19	3-9	5-6	1	7	8	1	24	2	2	0	2	35	
22	GENSLER, Cory	* 3-6	0-1	0-0	0	3	3	1	6	2	0	0	1	35	
25	EUDY, Andrew	* 3-6	0-0	0-0	3	1	4	4	6	3	0	1	1	20	
32	WHITFIELD, Shane	* 7-12	0-0	5-5	1	1	2	1	19	4	3	0	1	37	
01	OLIVER, Damontez	1-2	1-2	0-0	1	3	4	0	3	0	1	0	0	15	
05	BURNETTE, Austin	0-0	0-0	0-0	0	0	0	1	0	0	0	1	0	7	
13	RAY, Quinton	0-0	0-0	0-0	0	0	0	0	0	0	1	0	0	4	
15	LADO, Mogga	0-2	0-0	0-0	1	2	3	1	0	0	2	0	0	10	
Team					0	1	1								
Totals		29-61	9-18	10-11	7	19	26	13	77	13	10	3	8	200	

FG % 1st Half: 14-30 46.7% 2nd half: 15-31 48.4% Game: 29-61 47.5%
3FG % 1st Half: 5-10 50.0% 2nd half: 4-8 50.0% Game: 9-18 50.0%
FT % 1st Half: 2-2 100.0 2nd half: 8-9 88.9% Game: 10-11 90.9%

Deadball
Rebounds
1

Longwood 79 • 4-8, 1-0

#	Player	Total		3-Ptr		Rebounds			PF	TP	A TO Blk Stl				Min
		FG-FGA	FG-FGA	FT-FTA	FT-FTA	Off	Def	Tot			A	TO	Blk	Stl	
01	WALTON, Isaiah	* 6-9	3-3	1-2	0	1	1	2	3	16	7	8	0	2	33
03	ALLEN, Darrion	* 4-9	1-3	10-11	2	2	4	0	19	0	3	2	0	40	
04	LANE, Khiris	* 13-16	2-2	2-3	1	7	8	5	30	1	1	1	2	36	
15	BELTON, Isaac	* 1-3	0-1	0-0	0	1	1	1	2	1	0	0	1	16	
21	SMITH, JaShaun	* 4-7	1-1	2-2	1	4	5	2	11	2	1	2	1	34	
02	GEE, Bryan	0-3	0-0	0-0	1	0	1	1	0	2	0	0	0	15	
30	SHIELDS, Chris	0-3	0-1	1-2	0	4	4	2	1	2	3	0	0	26	
Team					2	5	7								
Totals		28-50	7-11	16-20	7	24	31	14	79	15	16	5	6	200	

FG % 1st Half: 14-27 51.9% 2nd half: 14-23 60.9% Game: 28-50 56.0%
3FG % 1st Half: 3-5 60.0% 2nd half: 4-6 66.7% Game: 7-11 63.6%
FT % 1st Half: 4-7 57.1% 2nd half: 12-13 92.3% Game: 16-20 80.0%

Deadball
Rebounds
1

Officials: Timothy Comer, Patrick Harwood, Corey Haney
Technical fouls: Campbell-WHITFIELD, Shane. Longwood-None.
Attendance: 718

Score by periods	1st	2nd	Total
Campbell	35	42	77
Longwood	35	44	79

Points	In	Off	2nd	Fast	Bench
CAMPBELL	38	28	9	4	3
Longwood	38	10	10	2	1

Last FG - CAMPBELL 2nd-00:34, LWU 2nd-00:05.
Largest lead - CAMPBELL by 6 1st-13:11, LWU by 9 2nd-05:58.
CAMPBELL led for 16:50. LWU led for 15:27. Game was tied for 07:39.

Score tied - 14 times.
Lead changed - 13 times.

Longwood 60, High Point 55 • Dec. 31

Longwood vs High Point
12-31-16 4:00 p.m. at Millis Center

Longwood 60 • 5-8 (2-0 BSC)

#	Player	Total		3-Ptr		Rebounds			PF	TP	A TO Blk Stl				Min
		FG-FGA	FG-FGA	FT-FTA	FT-FTA	Off	Def	Tot			A	TO	Blk	Stl	
04	LANE, Khiris	r 8-21	1-5	1-2	2	5	7	2	18	1	2	2	2	38	
21	SMITH, JaShaun	r 4-5	1-1	0-0	2	6	8	0	9	0	0	2	2	31	
01	WALTON, Isaiah	g 5-9	2-6	4-4	2	7	9	2	16	2	6	0	2	37	
03	ALLEN, Darrion	g 3-11	2-6	1-2	1	7	8	2	9	1	6	1	0	39	
15	BELTON, Isaac	g 2-5	0-2	0-0	0	2	2	5	4	2	0	0	2	23	
02	GEE, Bryan	0-0	0-0	1-3	0	1	1	2	1	1	2	0	0	20	
30	SHIELDS, Chris	1-2	1-2	0-0	0	0	0	4	3	1	2	0	0	12	
Team					0	2	2								
Totals		23-53	7-22	7-11	7	30	37	17	60	8	18	5	8	200	

FG % 1st Half: 12-30 40.0% 2nd half: 11-23 47.8% Game: 23-53 43.4%
3FG % 1st Half: 4-12 33.3% 2nd half: 3-10 30.0% Game: 7-22 31.8%
FT % 1st Half: 0-0 0.0% 2nd half: 7-11 63.6% Game: 7-11 63.6%

Deadball
Rebounds
1

High Point 55 • 7-7 (1-1 BSC)

#	Player	Total		3-Ptr		Rebounds			PF	TP	A TO Blk Stl				Min
		FG-FGA	FG-FGA	FT-FTA	FT-FTA	Off	Def	Tot			A	TO	Blk	Stl	
25	MADISON, Ricky	r 0-2	0-0	1-2	2	6	8	3	1	0	2	1	0	18	
33	BOWMAN JR, Miles	r 6-15	1-4	4-5	1	8	9	1	17	1	2	0	0	31	
02	WHITE, Austin	g 1-3	0-1	0-0	0	1	1	2	2	1	0	0	0	14	
03	WRIGHT, Jamal	g 4-11	1-2	0-0	1	1	2	1	9	3	6	0	2	33	
24	LINDAUER, Anthony	g 5-13	2-5	1-2	0	5	5	2	13	2	3	1	3	36	
04	WILLIAMS, Jalen	0-2	0-1	0-0	0	0	0	1	0	0	0	0	0	6	
10	THOMPSON, Tarique	1-4	0-1	0-0	1	5	6	2	2	1	0	1	1	28	
14	VARGO, Luke	0-1	0-1	0-0	0	0	0	0	0	0	0	0	0	4	
22	FOX, Andre	4-6	0-0	3-5	3	0	3	4	11	2	3	0	1	30	
Team					1	0	1								
Totals		21-57	4-15	9-14	9	26	35	16	55	10	16	3	8	200	

FG % 1st Half: 8-26 30.8% 2nd half: 13-31 41.9% Game: 21-57 36.8%
3FG % 1st Half: 2-7 28.6% 2nd half: 2-8 25.0% Game: 4-15 26.7%
FT % 1st Half: 5-6 83.3% 2nd half: 4-8 50.0% Game: 9-14 64.3%

Deadball
Rebounds
2

Officials: Anthony Franklin, Brandon Hiers, Justin Qualls
Technical fouls: Longwood-None. High Point-None.
Attendance: 712
Longwood #15 fouled out (2nd Half, 0:28 remaining)

Score by periods	1st	2nd	Total
Longwood	28	32	60
High Point	23	32	55

Points	In	Off	2nd	Fast	Bench
LWU	28	15	11	4	4
HPU	24	11	10	2	13

Last FG - LWU 2nd-01:08, HPU 2nd-00:29.
Largest lead - LWU by 9 1st-12:59, HPU by 1 1st-02:43.
LWU led for 34:54. HPU led for 00:20. Game was tied for 04:46.

Score tied - 3 times.
Lead changed - 2 times.

Longwood 79, Presbyterian 76 • Jan. 4

Presbyterian vs Longwood
01-04-17 7:04 p.m. at Farmville, Va. (Willett Hall)

Presbyterian 76 • 4-10, 0-3

#	Player	Total		3-Ptr		Rebounds			PF	TP	A TO Blk Stl				Min
		FG-FGA	FG-FGA	FT-FTA	FT-FTA	Off	Def	Tot			A	TO	Blk	Stl	
01	MOORE, Darius	* 1-3	0-0	0-0	0	0	0	0	3	2	3	2	1	3	15
14	DILLARD, Reggie	* 5-11	1-5	1-2	1	1	2	2	12	5	2	0	1	29	
21	MILLNER, JoVontae	* 3-8	2-5	1-1	2	3	5	1	9	0	1	0	1	31	
25	YOUNGER, J.C.	* 1-6	1-4	0-0	0	1	1	1	3	3	1	0	0	23	
34	DREW, Ed	* 6-9	0-0	2-4	3	5	8	3	14	0	2	1	3	35	
00	WITHERS, Jaron	5-7	0-2	0-0	0	1	1	2	10	0	2	0	0	14	
05	BELL, Davon	2-5	0-1	3-4	0	1	1	3	7	5	0	0	2	22	
11	TETE, Armel	0-0	0-0	0-0	1	0	1	1	1	0	0	0	1	1	5
23	ARROYO, Ruben	4-9	0-1	0-0	3	0	3	0	8	0	0	0	0	11	
24	ADAMS, Will	4-8	3-5	0-0	0	0	0	4	11	0	0	0	0	15	
Team					2	3	5								
Totals		31-66	7-23	7-11	12	15	27	20	76	14	10	3	11	200	

FG % 1st Half: 16-32 50.0% 2nd half: 15-34 44.1% Game: 31-66 47.0%
3FG % 1st Half: 4-9 44.4% 2nd half: 3-14 21.4% Game: 7-23 30.4%
FT % 1st Half: 2-5 40.0% 2nd half: 5-6 83.3% Game: 7-11 63.6%

Deadball
Rebounds
2

Longwood 79 • 6-8, 3-0

#	Player	Total		3-Ptr		Rebounds			PF	TP	A TO Blk Stl				Min
		FG-FGA	FG-FGA	FT-FTA	FT-FTA	Off	Def	Tot			A	TO	Blk	Stl	
01	WALTON, Isaiah	* 8-10	1-1	5-5	1	5	6	3	22	2	5	0	2	32	
03	ALLEN, Darrion	* 3-7	3-6	3-4	0	0	0	4	12	1	2	0	0	31	
04	LANE, Khiris	* 8-13	0-2	1-2	0	6	6	1	17	2	3	0	1	39	
15	BELTON, Isaac	* 4-9	3-4	0-2	0	5	5	2	11	3	1	1	1	25	
30	SHIELDS, Chris	* 2-2	1-1	0-0	1	2	3	1	5	0	2	0	0	15	
02	GEE, Bryan	1-2	0-0	3-4	1	0	1	3	5	4	3	0	0	23	
21	SMITH, JaShaun	3-6	1-3	0-0	1	2	3	2	7	1	2	2	1	35	
Team					3	5	8								
Totals		29-49	9-17	12-17	7	25	32	16	79	13	18	3	5	200	

FG % 1st Half: 12-23 52.2% 2nd half: 17-26 65.4% Game: 29-49 59.2%
3FG % 1st Half: 6-11 54.5% 2nd half: 3-6 50.0% Game: 9-17 52.9%
FT % 1st Half: 1-1 100.0 2nd half: 11-16 68.8% Game: 12-17 70.6%

Deadball
Rebounds
3

Officials: Michael Luckie, Gary Duda, Nick Heater
Technical fouls: Presbyterian-None. Longwood-None.
Attendance: 518

Score by periods	1st	2nd	Total
Presbyterian	38	38	76
Longwood	31	48	79

	In	Off	2nd	Fast	
Points	Paint	T/O	Chance	Break	Bench
PC	40	25	15	2	36
LWU	28	14	8	2	12

LONGWOOD GAMEDAY > Box Scores

UNC Asheville 89, Longwood 68 • Jan. 11

Longwood vs Asheville
01-11-17 7:00 p.m. at Kimmel Arena / Asheville N.C.

Longwood 68 • (6-10, 3-2 BSC)

#	Player	Total		3-Ptr		Rebounds			PF	TP	A TO		Blk	Stl	Min
		FG-FGA	FG-FGA	FT-FTA	FT-FTA	Off	Def	Tot							
04	LANE, Khris	r	12-17	2-4	6-6	2	6	8	3	32	0	2	1	1	37
30	SHIELDS, Chris	r	1-5	0-0	0-0	0	1	1	2	2	0	1	0	1	17
02	GEE, Bryan	g	0-0	0-0	0-0	0	3	3	1	0	1	3	0	0	10
03	ALLEN, Darrion	g	2-13	0-4	4-6	0	2	2	2	8	1	2	1	1	37
15	BELTON, Isaac	g	3-8	0-5	2-2	1	0	1	4	8	3	1	0	1	29
00	EZEANI, Dominic		1-1	0-0	0-0	1	1	2	1	2	0	0	0	0	12
01	WALTON, Isaiah		1-2	0-0	4-4	1	5	6	1	6	0	2	0	0	21
20	ROMEO, Obi		1-1	0-0	1-2	0	5	5	0	3	0	0	0	1	12
21	SMITH, JaShaun		1-3	1-1	4-8	0	2	2	3	7	2	0	1	0	25
	Team					0	0	0							
	Totals		22-50	3-14	21-28	5	25	30	17	68	7	12	3	5	200

FG % 1st Half: 10-24 41.7% 2nd half: 12-26 46.2% Game: 22-50 44.0%
3FG % 1st Half: 1-6 16.7% 2nd half: 2-8 25.0% Game: 3-14 21.4%
FT % 1st Half: 9-9 100.0 2nd half: 12-19 63.2% Game: 21-28 75.0%

Deadball
Rebounds
3

Asheville 89 • (12-6, 4-1 BSC)

#	Player	Total		3-Ptr		Rebounds			PF	TP	A TO		Blk	Stl	Min
		FG-FGA	FG-FGA	FT-FTA	FT-FTA	Off	Def	Tot							
32	WEEKS, Will	r	1-4	0-0	0-2	4	2	6	3	2	3	0	0	1	23
10	VANNATTA, Kevin	g	3-7	1-2	0-1	1	7	8	3	7	6	1	0	0	32
13	ROBERTSON, David	g	3-6	3-6	0-0	0	2	2	2	9	0	0	0	1	28
14	THOMAS, Ahmad	g	11-17	2-2	3-5	1	5	6	3	27	1	1	1	2	29
31	TEAGUE, MaCio	g	9-14	3-7	6-6	0	4	4	1	27	3	2	0	1	33
02	WNUK, Alec		2-3	0-0	0-0	1	4	5	1	4	1	3	0	1	21
05	BROWN, Justin		0-0	0-0	0-0	0	0	0	2	0	0	0	0	0	1
11	BAEHRE, Jonathan		0-0	0-0	0-0	0	0	0	0	0	0	0	0	0	2
12	MILLER, Raekwon		0-4	0-3	0-0	0	1	1	2	0	0	0	0	0	12
15	TOWNSEND, Grant		1-1	0-0	0-0	0	0	0	0	2	0	0	0	0	2
22	SMITH, Malik		0-0	0-0	0-0	0	1	1	3	0	0	0	0	0	8
33	RACKLEY, Drew		4-6	1-2	2-2	0	0	0	0	11	0	0	0	2	9
	Team					0	1	1							
	Totals		34-62	10-22	11-16	7	27	34	20	89	14	7	1	8	200

FG % 1st Half: 14-27 51.9% 2nd half: 20-35 57.1% Game: 34-62 54.8%
3FG % 1st Half: 4-9 44.4% 2nd half: 6-13 46.2% Game: 10-22 45.5%
FT % 1st Half: 9-10 90.0% 2nd half: 2-6 33.3% Game: 11-16 68.8%

Deadball
Rebounds
1

Officials: A.J. Desai, Patrick Howard, Zach Tritt
Technical fouls: Longwood-None. Asheville-None.
Attendance: 1262

Score by periods	1st	2nd	Total
Longwood	30	38	68
Asheville	41	48	89

Points	In Paint	Off T/O	2nd Chance	Fast Break	Bench
Longwood	38	11	10	4	18
Asheville	48	26	11	10	17

Last FG - LWU 2nd-00:11, AVL 2nd-00:22.
Largest lead - LWU by 1 1st-17:06, AVL by 24 2nd-01:53.
LWU led for 01:37. AVL led for 37:22. Game was tied for 01:01.

Score tied - 1 time.
Lead changed - 4 times.

Gardner-Webb 85, Longwood 79 • Jan. 14

Gardner-Webb vs Longwood
01-14-17 2:02 p.m. at Farmville, Va. (Willett Hall)

Gardner-Webb 85 • 10-9, 2-3

#	Player	Total		3-Ptr		Rebounds			PF	TP	A TO		Blk	Stl	Min
		FG-FGA	FG-FGA	FT-FTA	FT-FTA	Off	Def	Tot							
00	ROBATEAU, Jamaal	*	9-17	3-8	1-2	1	7	8	0	22	1	3	0	3	29
03	RIDEAU, LaQuincy	*	7-9	2-2	2-4	3	2	5	2	18	5	5	0	4	29
11	EFIANAYI, David	*	2-7	0-1	1-2	0	0	0	0	5	2	3	0	1	26
20	NELSON, Tyrell	*	6-12	0-0	4-4	6	7	13	4	16	1	2	0	1	30
31	NIANGANE, L'Hassane	*	1-5	0-0	0-0	4	0	4	2	2	0	2	0	0	15
02	JAMISON, Eric		0-1	0-1	0-0	0	2	2	1	0	0	2	0	0	5
04	TURNER, Christian		0-2	0-1	0-0	0	1	1	0	0	0	1	0	0	11
05	O'REILLY, Liam		3-8	3-6	0-1	1	1	2	3	9	0	2	0	0	25
14	MILLER, Brandon		2-3	0-0	0-0	0	2	2	3	4	0	1	0	0	8
21	RODDEN, Matt		0-0	0-0	0-0	0	0	0	0	0	0	0	0	0	3
25	LASTER, DJ		3-9	0-2	3-4	4	3	7	2	9	1	0	0	3	19
	Team					3	1	4							
	Totals		33-73	8-21	11-17	22	26	48	17	85	10	21	0	12	200

FG % 1st Half: 16-39 41.0% 2nd half: 17-34 50.0% Game: 33-73 45.2%
3FG % 1st Half: 4-11 36.4% 2nd half: 4-10 40.0% Game: 8-21 38.1%
FT % 1st Half: 8-10 80.0% 2nd half: 3-7 42.9% Game: 11-17 64.7%

Deadball
Rebounds
3

Longwood 79 • 6-11, 3-3

#	Player	Total		3-Ptr		Rebounds			PF	TP	A TO		Blk	Stl	Min
		FG-FGA	FG-FGA	FT-FTA	FT-FTA	Off	Def	Tot							
01	WALTON, Isaiah	*	4-10	0-4	11-12	1	4	5	3	19	6	5	0	6	33
03	ALLEN, Darrion	*	9-16	4-7	0-1	1	3	4	2	22	2	2	2	2	38
04	LANE, Khris	*	8-14	2-4	1-2	3	8	11	4	19	2	4	4	3	29
15	BELTON, Isaac	*	4-7	1-4	0-0	0	1	1	1	9	2	3	0	2	37
21	SMITH, JaShaun	*	2-6	1-1	0-0	0	2	2	3	5	3	1	1	0	24
02	GEE, Bryan		0-1	0-0	0-0	0	2	2	2	0	1	3	0	1	16
20	ROMEO, Obi		0-0	0-0	0-0	0	0	0	0	0	0	0	0	0	1
30	SHIELDS, Chris		2-5	1-3	0-0	0	1	1	5	5	0	1	0	0	22
	Team					2	0	2							
	Totals		29-59	9-23	12-15	7	21	28	20	79	16	19	7	14	200

FG % 1st Half: 14-30 46.7% 2nd half: 15-29 51.7% Game: 29-59 49.2%
3FG % 1st Half: 4-11 36.4% 2nd half: 5-12 41.7% Game: 9-23 39.1%
FT % 1st Half: 1-3 33.3% 2nd half: 11-12 91.7% Game: 12-15 80.0%

Deadball
Rebounds
0

Officials: Isaac Barnett, Gary Duda, Nick Heater
Technical fouls: Gardner-Webb-None. Longwood-None.
Attendance: 1118

Score by periods	1st	2nd	Total
Gardner-Webb	44	41	85
Longwood	33	46	79

Points	In Paint	Off T/O	2nd Chance	Fast Break	Bench
Gardner-Webb	48	25	21	8	22
Longwood	40	20	8	8	5

Last FG - GWU 2nd-00:12, LWU 2nd-00:36.
Largest lead - GWU by 16 2nd-17:37, LWU by 1 1st-16:31.
GWU led for 37:23. LWU led for 01:38. Game was tied for 00:59.

Score tied - 0 times.
Lead changed - 2 times.

Radford 72, Longwood 60 • Jan. 19

Radford vs Longwood
01-19-17 7:04 p.m. at Farmville, Va. (Willett Hall)

Radford 72 • 9-10, 4-3

#	Player	Total		3-Ptr		Rebounds			PF	TP	A TO		Blk	Stl	Min
		FG-FGA	FG-FGA	FT-FTA	FT-FTA	Off	Def	Tot							
03	BRADFORD, Christian	*	2-7	0-1	7-8	0	1	1	2	11	2	2	0	0	32
05	HICKS, Donald	*	5-13	0-4	2-4	1	2	3	1	12	0	0	0	1	29
14	COUSIN, Justin	*	6-14	4-9	2-3	3	3	6	1	18	3	1	0	1	32
24	POLITE JR., Ed	*	3-4	0-0	7-9	2	13	15	3	13	1	1	1	2	28
32	PHILLIPS, Randy	*	2-4	0-0	0-1	2	3	5	2	4	2	3	0	1	27
10	TANNER, Caleb		3-8	2-5	0-0	0	0	0	2	8	2	4	0	0	14
15	HOLLAND, Devonnte		0-0	0-0	1-2	0	1	1	0	1	1	2	0	0	3
22	CHRISTY, Sterling		1-2	0-1	0-0	4	0	4	1	2	1	1	0	0	13
25	LUTETE, Christian		1-4	1-3	0-0	0	1	1	0	3	0	0	0	0	13
45	BOLSTAD, Darius		0-0	0-0	0-0	1	1	2	3	0	0	0	0	0	9
	Team					3	2	5							
	Totals		23-56	7-23	19-27	16	27	43	15	72	12	15	1	5	200

FG % 1st Half: 12-29 41.4% 2nd half: 11-27 40.7% Game: 23-56 41.1%
3FG % 1st Half: 2-12 16.7% 2nd half: 5-11 45.5% Game: 7-23 30.4%
FT % 1st Half: 5-10 50.0% 2nd half: 14-17 82.4% Game: 19-27 70.4%

Deadball
Rebounds
2

Longwood 60 • 6-12, 3-4

#	Player	Total		3-Ptr		Rebounds			PF	TP	A TO				Blk	Stl	Min
		FG	FGA	FG	FGA	FT	FTA	Off			Def	Tot	A	To			
01	WALTON, Isaiah	*	7-16	2-4	0-0	0	1	1	4	16	2	6	1	1	1	37	
03	ALLEN, Darrion	*	6-10	3-6	0-0	0	3	3	2	15	1	4	2	1	38		
04	LANE, Khris	*	6-14	0-3	6-7	1	7	8	2	18	3	0	1	0	38		
15	BELTON, Isaac	*	0-2	0-1	0-0	0	2	2	4	0	1	2	0	1	19		
21	SMITH, JaShaun	*	2-6	0-1	2-4	1	1	2	2	6	0	0	1	1	24		
00	EZEANI, Dominic		0-0	0-0	0-0	0	0	0	0	0	0	0	0	0	1		
02	GEE, Bryan		0-0	0-0	1-2	0	2	2	1	1	4	1	0	0	15		
20	ROMEO, Obi		1-1	0-0	0-0	1	0	1	1	2	0	0	0	0	6		
30	SHIELDS, Chris		1-3	0-1	0-0	1	4	5	2	0	1	0	0	0	22		
Team						0	3	3									
Totals			23-52	5-16	9-13	4	23	27	21	60	11	14	5	4	200		

LONGWOOD GAMEDAY > Box Scores

Liberty 93, Longwood 62 • Jan. 26

Liberty vs Longwood
01-26-17 7:04 p.m. at Farmville, Va. (Willett Hall)

Liberty 93 • 12-10, 7-2

#	Player	Total		3-Ptr		Rebounds			PF	TP	A TO Blk Stl					Min
		FG-FGA	FG-FGA	FT-FTA	FT-FTA	Off	Def	Tot								
00	BAXTER-BELL, Myo	* 1-4	0-0	2-2	0	5	5	2	4	3	2	0	2	17		
03	CABBIL, Lovell	* 5-9	3-4	0-0	3	2	5	4	13	3	2	0	1	22		
05	KEMRITE, Ryan	* 6-9	5-7	5-6	0	4	4	1	22	2	0	0	2	25		
11	PACHECO-ORTIZ, G.	* 6-8	1-2	0-0	1	2	3	0	13	1	1	0	1	22		
22	DAWSON, John	* 4-5	3-4	1-2	0	2	2	3	12	2	1	0	2	21		
02	REID, A.C.	2-3	2-3	0-0	0	0	0	4	6	2	0	0	0	28		
04	BARMORE, Xzavier	1-2	0-0	0-0	1	0	1	0	2	1	1	0	0	5		
12	GARDNER, Brock	3-4	0-0	2-4	3	3	6	2	8	3	1	0	1	24		
13	CHEN, Ray	0-2	0-1	0-0	1	1	2	2	0	0	0	0	0	6		
15	FARQUHAR, Zach	1-2	1-2	3-4	0	0	0	0	6	0	0	0	0	6		
24	TALBERT, Ezra	2-5	2-3	1-2	2	0	2	1	7	0	1	0	1	10		
34	TALBERT, Josiah	0-2	0-2	0-0	0	2	2	0	0	0	1	0	0	6		
44	HIEPLER, Ryan	0-2	0-2	0-0	0	1	1	2	0	1	1	0	0	8		
Team						1	1	2			1					
Totals		31-57	17-30	14-20	12	23	35	21	93	18	12	0	10	200		

FG % 1st Half: 18-28 64.3% 2nd half: 13-29 44.8% Game: 31-57 54.4%
3FG % 1st Half: 10-14 71.4% 2nd half: 7-16 43.8% Game: 17-30 56.7%
FT % 1st Half: 4-5 80.0% 2nd half: 10-15 66.7% Game: 14-20 70.0%

Longwood 62 • 6-14, 3-6

#	Player	Total		3-Ptr		Rebounds			PF	TP	A TO Blk Stl					Min
		FG-FGA	FG-FGA	FT-FTA	FT-FTA	Off	Def	Tot								
01	WALTON, Isaiah	* 2-5	0-3	2-4	1	4	5	4	6	3	2	0	0	32		
03	ALLEN, Darrion	* 3-11	1-7	13-14	1	2	3	3	20	1	4	1	1	39		
04	LANE, Khris	* 6-13	2-6	5-5	0	2	2	1	19	0	3	1	0	37		
15	BELTON, Isaac	* 0-3	0-1	2-2	1	2	3	1	2	1	0	0	2	24		
21	SMITH, JaShaun	* 2-4	0-1	0-0	0	1	1	0	4	0	2	1	1	33		
00	EZEANI, Dominic	0-0	0-0	0-0	0	1	1	2	0	1	0	0	1	6		
20	ROMEO, Obi	0-0	0-0	0-0	0	0	0	0	0	0	0	0	0	4		
30	SHIELDS, Chris	4-6	2-4	1-2	0	2	2	3	11	1	3	0	1	25		
Team						1	2	3								
Totals		17-42	5-22	23-27	4	16	20	14	62	7	14	3	6	200		

FG % 1st Half: 8-24 33.3% 2nd half: 9-18 50.0% Game: 17-42 40.5%
3FG % 1st Half: 2-11 18.2% 2nd half: 3-11 27.3% Game: 5-22 22.7%
FT % 1st Half: 7-9 77.8% 2nd half: 16-18 88.9% Game: 23-27 85.2%

Officials: A.J. Desai, Nate Green, Justin Porterfield
Technical fouls: Liberty-BAXTER-BELL, Myo, Longwood-WALTON, Isaiah.
Attendance: 1614

Score by periods	1st	2nd	Total	In	Off	2nd	Fast	Bench
Liberty	50	43	93	Paint	T/O	Chance	Break	
Longwood	25	37	62	22	14	4	0	29
				LWU	11	6	4	11

Last FG - LIBERTY 2nd-01:59, LWU 2nd-01:00.
Largest lead - LIBERTY by 39 2nd-10:30, LWU None.
LIBERTY led for 39:16. LWU led for 00:00. Game was tied for 00:11.
Score tied - 0 times.
Lead changed - 0 times.

Presbyterian 71, Longwood 62 • Jan. 28

Longwood vs Presbyterian
01-28-17 7:00 at Clinton, S.C. (Templeton Center)

Longwood 62 • 6-15, 3-7

#	Player	Total		3-Ptr		Rebounds			PF	TP	A TO Blk Stl					Min
		FG-FGA	FG-FGA	FT-FTA	FT-FTA	Off	Def	Tot								
01	WALTON, Isaiah	* 1-8	0-5	4-4	0	3	3	4	6	6	8	1	1	30		
03	ALLEN, Darrion	* 4-10	2-7	3-4	1	4	5	4	13	2	5	0	3	37		
04	LANE, Khris	* 7-9	0-0	2-4	5	6	11	3	16	2	2	1	1	40		
15	BELTON, Isaac	* 3-9	1-5	0-0	0	1	1	5	7	2	2	0	0	26		
30	SHIELDS, Chris	* 5-12	2-4	0-0	1	6	7	4	12	1	1	0	0	38		
00	EZEANI, Dominic	0-0	0-0	0-0	0	0	0	0	1	0	0	0	0	9		
20	ROMEO, Obi	0-0	0-0	0-0	0	0	0	0	0	0	0	0	0	0+		
21	SMITH, JaShaun	4-10	0-0	0-2	2	3	5	3	8	1	1	1	0	20		
Team						2	2	4								
Totals		24-58	5-21	9-14	11	25	36	24	62	14	19	3	5	200		

FG % 1st Half: 12-26 46.2% 2nd half: 12-32 37.5% Game: 24-58 41.4%
3FG % 1st Half: 3-9 33.3% 2nd half: 2-12 16.7% Game: 5-21 23.8%
FT % 1st Half: 1-3 33.3% 2nd half: 8-11 72.7% Game: 9-14 64.3%

Presbyterian 71 • 5-16, 1-9

#	Player	Total		3-Ptr		Rebounds			PF	TP	A TO Blk Stl					Min
		FG-FGA	FG-FGA	FT-FTA	FT-FTA	Off	Def	Tot								
01	MOORE, Darius	* 1-7	0-4	6-10	2	6	8	2	8	2	5	0	3	36		
14	DILLARD, Reggie	* 7-7	1-1	4-7	0	3	3	3	19	6	5	0	0	35		
21	MILLNER, JoVontae	* 6-11	1-3	2-3	2	4	6	2	15	0	1	0	1	34		
34	DREW, Ed	* 6-13	0-0	9-13	3	6	9	2	21	1	1	1	2	38		
35	VENABLE, Austin	* 3-8	0-0	0-0	1	3	4	4	6	0	1	0	1	30		
00	WITHERS, Jaron	0-1	0-1	0-0	0	0	0	1	0	0	0	0	1	5		
11	TETE, Armel	0-0	0-0	0-0	0	1	1	1	0	0	0	0	0	3		
23	ARROYO, Ruben	1-3	0-0	0-0	0	0	0	1	2	1	3	0	2	9		
24	ADAMS, Will	0-3	0-2	0-0	0	1	1	0	0	0	0	0	0	10		
Team						3	2	5								
Totals		24-53	2-11	21-33	11	26	37	16	71	10	13	1	10	200		

FG % 1st Half: 12-25 48.0% 2nd half: 12-28 42.9% Game: 24-53 45.3%
3FG % 1st Half: 1-6 16.7% 2nd half: 1-5 20.0% Game: 2-11 18.2%
FT % 1st Half: 6-11 54.5% 2nd half: 15-22 68.2% Game: 21-33 63.6%

Officials: Greg Evans, Corey Haney, Lee Klutz
Technical fouls: Longwood-None. Presbyterian-None.
Attendance: 707

Score by periods	1st	2nd	Total	In	Off	2nd	Fast	Bench
Longwood	28	34	62	Paint	T/O	Chance	Break	
Presbyterian	31	40	71	22	14	4	0	29
				LWU	11	6	4	11

Last FG - LWU 2nd-00:14, PC 2nd-05:26.
Largest lead - LWU by 5 1st-12:34, PC by 12 2nd-00:36.
LWU led for 03:31. PC led for 35:31. Game was tied for 00:56.
Score tied - 2 times.
Lead changed - 4 times.

High Point 92, Longwood 68 • Feb. 1

High Point vs Longwood
02-01-17 7:04 p.m. at Farmville, Va. (Willett Hall)

High Point 92 • 13-10, 7-4

#	Player	Total		3-Ptr		Rebounds			PF	TP	A TO Blk Stl					Min
		FG-FGA	FG-FGA	FT-FTA	FT-FTA	Off	Def	Tot								
02	WHITE, Austin	* 2-5	0-0	0-0	0	1	1	4	4	2	2	0	0	19		
03	WRIGHT, Jamal	* 4-9	2-4	2-2	1	0	1	2	12	2	0	1	0	32		
10	THOMPSON, Tarique	* 5-10	0-1	2-2	2	8	10	1	12	1	2	0	2	27		
22	FOX, Andre	* 4-9	1-4	1-1	0	4	4	2	10	3	3	0	0	31		
25	MADISON, Ricky	* 4-9	0-0	1-1	2	4	6	1	9	1	1	0	1	21		
04	WILLIAMS, Jalen	* 0-1	0-0	0-0	0	1	1	3	0	2	1	0	0	11		
14	VARGO, Luke	0-0	0-0	0-0	0	0	0	0	0	0	0	0	0	4		
15	THOMAS JR, CLIFF	0-0	0-0	0-0	0	0	0	0	0	0	0	0	0	1		
24	LINDAUER, Anthony	7-8	5-6	0-0	1	3	4	2	19	5	0	0	0	26		
33	BOWMAN JR, Miles	9-13	4-5	2-2	1	4	5	2	24	2	0	0	0	26		
34	WHITEHEAD, Jordan	1-1	0-0	0-0	1	0	1	1	2	0	0	0	0	1		
35	GOODING, Dexter	0-1	0-0	0-0	0	0	0	0	0	0	0	0	0	1		
Team						1	2	3								
Totals		36-66	12-20	8-8	9	27	36	18	92	18	10	0	5	200		

FG % 1st Half: 21-33 63.6% 2nd half: 15-33 45.5% Game: 36-66 54.5%
3FG % 1st Half: 9-12 75.0% 2nd half: 3-8 37.5% Game: 12-20 60.0%
FT % 1st Half: 2-2 100.0 2nd half: 6-6 100.0 Game: 8-8 100.0

Longwood 68 • 6-16, 3-8

#	Player	Total		3-Ptr		Rebounds			PF	TP	A					Min
		FG-FGA	FG-FGA	FT-FTA	Off	Def	Tot	To			Blk	Stl				
01	WALTON, Isaiah	* 1-8	0-2	3-4	0	3	3	3	5	6	3	1	0	31		
03	ALLEN, Darrion	* 5-14	1-5	9-10	0	3	3	3	20	2	2	1	1	37		
04	LANE, Khris	* 10-14	2-3	2-2	1	6	7	3	24	1	3	1	0	36		
21	SMITH, JaShaun	* 2-6	0-1	1-4	2	2	4	2	5	3	1	1	1	29		
30	SHELDERS, Chris	* 2-5	0-1	0-0	0	0	0	2	4	1	2	0	0	34		
00	EZEANI, Dominic	0-0	0-0	0-0	0	2	2	1	0	0	0	0	0	9		
15	BELTON, Isaac	4-8	1-4	1-2	1	2	3	2	10	2	2	1	1	20		
20	ROMEO, Obi	0-0	0-0	0-0	1	1	2	0	0	0	0	0	0	4		
	Team				2	2	4									
	Totals	24-55	4-16	16-22	7	21	28	16	68	15	13	5	3	200		

LONGWOOD GAMEDAY > Box Scores

Campbell 83, Longwood 79 • Feb. 9

Longwood vs Campbell
02-09-17 7:00 pm at Buies Creek, NC (Pope Center/Gore Arena)

Longwood 79 • 6-18, 3-10 BSC

#	Player	Total		3-Ptr		Rebounds			PF	TP	A TO		Blk	Stl	Min
		FG-FGA	FG-FGA	FT-FTA	Off Def Tot	PF	TP	A TO			Blk	Stl			
04	LANE, Khris	r	4-8	0-0	3-4	1 8 9	4	11	1	1	2	2			40
21	SMITH, JaShaun	r	1-7	0-1	0-2	1 1 2	2	2	1	1	0	3			33
30	SHIELDS, Chris	r	3-5	2-3	2-2	0 2 2	1	10	3	3	0	2			36
01	WALTON, Isaiah	g	9-13	1-2	9-10	0 3 3	5	28	0	7	1	3			32
03	ALLEN, Darrion	g	5-7	1-3	7-9	0 3 3	5	18	3	1	0	1			39
00	EZEANI, Dominic		0-0	0-0	0 0 0	0	0	0	0	0	0	0			0+
15	BELTON, Isaac		4-5	2-2	0-0	0 3 3	3	10	1	2	0	1			20
Team					0 1 1										
Totals			26-45	6-11	21-27	2 21 23	20	79	9	15	3	12			200

FG % 1st Half: 14-22 63.6% 2nd half: 12-23 52.2% Game: 26-45 57.8% Deadball Rebounds 3
3FG % 1st Half: 4-6 66.7% 2nd half: 2-5 40.0% Game: 6-11 54.5%
FT % 1st Half: 7-8 87.5% 2nd half: 14-19 73.7% Game: 21-27 77.8%

Campbell 83 • 12-13, 5-8 BSC

#	Player	Total		3-Ptr		Rebounds			PF	TP	A TO		Blk	Stl	Min
		FG-FGA	FG-FGA	FT-FTA	Off Def Tot	PF	TP	A TO			Blk	Stl			
32	WHITFIELD, Shane	r	6-9	0-1	8-9	3 2 5	2	20	1	5	0	1			31
25	EUDY, Andrew	c	1-2	0-0	2-2	3 2 5	3	4	1	1	1	0			24
00	HAMER, Kyre	c	2-2	0-0	0-0	0 6 6	3	4	3	4	0	0			17
03	CLEMONS, Chris	g	8-18	1-5	8-11	0 1 1	1	25	5	7	1	4			34
22	GENSLER, Cory	g	5-8	3-6	0-0	1 1 2	3	13	1	0	0	0			29
01	OLIVER, Damontez		0-2	0-1	0-0	0 2 2	3	0	1	0	0	0			16
05	BURNETTE, Austin		1-2	0-1	0-0	1 0 1	0	2	0	0	0	0			4
15	LADO, Mogga		1-3	0-0	0-0	0 2 2	2	2	1	0	0	1			18
34	BURK, Marcus		5-7	2-4	1-2	0 2 2	1	13	0	0	0	2			27
Team					0 2 2										
Totals			29-53	6-18	19-24	8 20 28	18	83	13	17	2	8			200

FG % 1st Half: 17-31 54.8% 2nd half: 12-22 54.5% Game: 29-53 54.7% Deadball Rebounds 0
3FG % 1st Half: 5-12 41.7% 2nd half: 1-6 16.7% Game: 6-18 33.3%
FT % 1st Half: 6-6 100.0 2nd half: 13-18 72.2% Game: 19-24 79.2%

Officials: Mike Nance, Tommy Morrissey, Jason Page
Technical fouls: Longwood-None. Campbell-None.
Attendance: 1241

Score by periods	1st	2nd	Total
Longwood	39	40	79
Campbell	45	38	83

Points	In Paint	Off T/O	2nd Chance	Fast Break	Bench
Longwood	30	21	2	6	10
CAMPBE	38	20	15	6	17

Last FG - LWU 2nd-00:06, CAMPBELL 2nd-00:38.
Largest lead - LWU by 6 1st-17:37, CAMPBELL by 11 2nd-11:44.
LWU led for 05:04. CAMPBELL led for 32:50. Game was tied for 02:06.

Score tied - 5 times.
Lead changed - 5 times.

UNC Asheville 91, Longwood 69 • Feb. 11

Asheville vs Longwood
02-11-17 5:04 p.m. at Farmville, Va. (Willett Hall)

Asheville 91 • 20-7, 12-2

#	Player	Total		3-Ptr		Rebounds			PF	TP	A TO		Blk	Stl	Min
		FG-FGA	FG-FGA	FT-FTA	Off Def Tot	PF	TP	A TO			Blk	Stl			
10	VANNATTA, Kevin	*	2-8	2-4	2-2	0 6 6	1	8	3	1	0	2			29
13	ROBERTSON, David	*	2-6	1-5	2-2	0 1 1	0	7	0	0	0	1			26
14	THOMAS, Ahmad	*	11-16	0-1	0-0	1 4 5	3	22	2	3	1	3			28
31	TEAGUE, MaCio	*	10-16	6-10	4-4	0 2 2	1	30	4	1	0	0			35
32	WEEKS, Will	*	6-6	0-0	2-3	2 7 9	2	14	2	2	0	0			29
05	BROWN, Justin		0-1	0-1	0-0	0 0 0	0	0	0	1	0	0			2
11	BAEHRE, Jonathan		1-2	0-0	1-2	3 3 6	2	3	2	2	1	0			16
12	MILLER, Raekwon		1-7	1-5	0-0	0 4 4	5	3	2	1	0	0			18
15	TOWNSEND, Grant		0-1	0-1	0-0	0 1 1	0	0	0	0	0	0			2
21	GIACOMO, Zilli		0-1	0-0	2-2	0 1 1	1	2	0	1	0	0			6
22	SMITH, Malik		0-0	0-0	0-0	0 0 0	0	0	0	0	0	0			2
33	RACKLEY, Drew		1-2	0-1	0-0	0 1 1	0	2	0	0	0	1			7
Team					4 1 5										
Totals			34-66	10-28	13-15	10 31 41	15	91	15	12	2	10			200

FG % 1st Half: 17-33 51.5% 2nd half: 17-33 51.5% Game: 34-66 51.5% Deadball Rebounds 2
3FG % 1st Half: 8-17 47.1% 2nd half: 2-11 18.2% Game: 10-28 35.7%
FT % 1st Half: 7-8 87.5% 2nd half: 6-7 85.7% Game: 13-15 86.7%

Longwood 69 • 6-19, 3-11

#	Player	Total		3-Ptr		Rebounds			PF	TP	A TO		Blk	Stl	Min
		FG-FGA	FG-FGA	FT-FTA	Off Def Tot	PF	TP	A TO			Blk	Stl			
01	WALTON, Isaiah	*	4-6	2-4	2-2	0 4 4	2	12	1	4	1	1			18
03	ALLEN, Darrion	*	6-21	1-5	4-6	2 0 2	1	17	1	3	1	0			36
04	LANE, Khris	*	5-9	1-2	0-0	2 4 6	2	11	3	3	0	1			33
21	SMITH, JaShaun	*	5-13	0-1	2-2	3 5 8	3	12	1	1	0	0			38
30	SHIELDS, Chris	*	5-10	1-1	0-0	1 5 6	2	11	3	1	0	1			32
00	EZEANI, Dominic		0-0	0-0	0-0	0 0 0	0	0	0	0	0	0			5
15	BELTON, Isaac		1-6	1-3	3-3	0 2 2	1	6	0	2	2	0			28
20	ROMEO, Obi		0-0	0-0	0-2	0 2 2	2	0	0	0	0	0			10
Team					2 0 2										
Totals			26-65	6-16	11-15	10 22 32	13	69	9	14	4	3			200

FG % 1st Half: 14-36 38.9% 2nd half: 12-29 41.4% Game: 26-65 40.0% Deadball Rebounds 2
3FG % 1st Half: 5-11 45.5% 2nd half: 1-5 20.0% Game: 6-16 37.5%
FT % 1st Half: 2-3 66.7% 2nd half: 9-12 75.0% Game: 11-15 73.3%

Officials: Lee Klutz, Bradford Coorhir, Justin Qualls
Technical fouls: Asheville-None. Longwood-None.
Attendance: 1312

Score by periods	1st	2nd	Total
Asheville	49	42	91
Longwood	35	34	69

Points	In Paint	Off T/O	2nd Chance	Fast Break	Bench
Asheville	38	18	11	12	10
LWU	32	18	9	2	6

Last FG - AVL 2nd-00:49, LWU 2nd-01:05.
Largest lead - AVL by 27 2nd-04:08, LWU by 2 1st-19:18.
AVL led for 37:45. LWU led for 00:10. Game was tied for 02:05.

Score tied - 2 times.
Lead changed - 1 time.

Winthrop vs Longwood
02-15-17 7:04 p.m. at Farmville, Va. (Willett Hall)

Winthrop 83 • 20-6, 12-3

#	Player	Total		3-Ptr		Rebounds			PF	TP	A TO		Blk	Stl	Min
		FG-FGA	FG-FGA	FT-FTA	Off Def Tot	PF	TP	A TO			Blk	Stl			
00	OKEKE, Duby	*	2-2	0-0	0-0	1 1 2	3	4	0	2	1	0			12
01	PERKINS, Roderick	*	1-3	1-2	0-0	0 1 1	1	3	0	4	0	0			12
05	JOHNSON, Keon	*	8-15	4-8	0-0	1 2 3	1	20	3	2	0	0			32
12	COOKS, Xavier	*	7-12	1-2	6-8	6 14 20	1	21	3	5	2	0			31
13	BROMAN, Bjorn	*	2-5	2-5	0-1	1 1 2	1	6	4	1	0	2			28
03	BLAKE, Kellen		1-2	1-1	0-0	1 0 1	0	3	0	0	0	0			2
04	HILL, Mitch		0-0	0-0	0 0 0	0	0	0	0	0	0	0			1
10	BROMAN, Anders		2-5	2-3	0-0	0 1 1	0	6	0	0	0	1			21
14	PICKETT, Adam		2-3	0-0	3-4	1 1 2	3	7	1	0	0	0			14
25	FERGUSON, Josh		1-5	0-1	0-1	2 2 4	2	2	0	2	0	0			11
31	PRESCOTT, Tevin		4-5	0-0	2-3	1 2 3	1	10	0	0	0	2			17
32	POOLE, Freddy		0-1	0-1	0-0	0 0 0	0	0	0	0	0	0			1
33	SADLON, Hunter		0-0	0-0	0-0	0 0 0	0	0	0	0	0	0			2
42	DAVENPORT, Joshua		0-3	0-0	1-4	0 5 5	2	1	3	1	0	0			16
Team					2 2 4										
Totals			30-61	11-23	12-21	16 32 48	15	83	14	17	3	5			200

FG % 1st Half: 14-32 43.8% 2nd half: 16-29 55.2% Game: 30-61 49.2% Deadball Rebounds 3
3FG % 1st Half: 3-10 30.0% 2nd half: 8-13 61.5% Game: 11-23 47.8%
FT % 1st Half: 8-12 66.7% 2nd half: 4-9 44.4% Game: 12-21 57.1%

Longwood 63 • 6-20, 3-12

#	Player	Total		3-Ptr		Rebounds			PF	TP	A	TO	Blk	Stl	Min
		FG-FGA	FG-FGA	FT-FTA	Off	Def	Total								
01	WALTON, Isaiah	*	7-13	1-1	1-2	2	3	5	3	16	2	0	1	1	33
03	ALLEN, Darrion	*	5-15	2-7	6-6	1	3	4	3	18	0	0	1	1	37
04	LANE, Khris	*	4-15	0-5	1-2	0	5	5	1	9	1	3	2	1	38
21	SMITH, JaShaun	*	4-7	2-3	0-0	1	2	3	3	10	1	3	0	1	28
30	SIELDS, Chris	*	0-6	0-3	4-4	0	0	0	3	4	1	1	2	1	29
00	EZEANI, Dominic	*	0-1	0-0	0-0	0	1	1	0	0	1	0	0	0	3
15	BELTON, Isaac	*	2-4	0-1	2-4	0	3	3	3	6	0	2	0	0	24
20	ROMEO, Obai	*	0-0	0-0	0-0	1	1	2	2	0	0	1	0	0	8
Team						4	3	7							
Totals			22-61	5-20	14-18	9	21	30	18	63	6	10	6	5	200
FG % 1st Half: 11-31		35.5%	2nd half: 11-30		36.7%	Game: 22-61		36.1%							Deadball Rebounds
3FG % 1st Half: 2-10		20.0%	2nd half: 3-10		30.0%	Game: 5-20		25.0%							
2nd half: 6-20		30.0%													

The Automated ScoreBook Longwood Combined Team Statistics (as of Feb 15, 2017) All games

RECORD:	OVERALL	HOME	AWAY	NEUTRAL
ALL GAMES	6-20	5-8	1-12	0-0
CONFERENCE	3-12	2-6	1-6	0-0
NON-CONFERENCE	3-8	3-2	0-6	0-0

#	Player	gp-gs	min	avg	Total		3-Point		F-Throw		Rebounds				pf	dq	a	to	blk	stl	pts	avg
					fg-fga	fg%	3fg-fga	3fg%	ft-fga	ft%	off	def	tot	avg								
04	LANE, Khris	26-26	879	33.8	170-325	.523	24-75	.320	51-74	.689	42	146	188	7.2	73	1	30	59	30	23	415	16.0
03	ALLEN, Darrion	26-26	930	35.8	120-321	.374	50-153	.327	84-102	.824	19	74	93	3.6	65	1	33	65	21	25	374	14.4
01	WALTON, Isaiah	26-23	802	30.8	124-261	.475	29-77	.377	82-101	.812	15	87	102	3.9	70	1	78	114	8	46	359	13.8
21	SMITH, JaShaun	25-18	665	26.6	73-159	.459	15-31	.484	25-45	.556	29	63	92	3.7	42	0	20	26	29	14	186	7.4
30	SHIELDS, Chris	26-13	615	23.7	62-139	.446	20-50	.400	15-21	.714	11	63	74	2.8	69	3	28	58	5	9	159	6.1
15	BELTON, Isaac	26-10	510	19.6	52-133	.391	17-69	.246	23-31	.742	12	46	58	2.2	63	2	26	29	9	15	144	5.5
05	THOMPSON, Kendrick	8-3	192	24.0	13-42	.310	10-32	.313	0-2	.000	3	14	17	2.1	22	0	27	11	2	10	36	4.5
24	GETER, Damarion	3-3	78	26.0	4-11	.364	0-0	.000	1-5	.200	2	8	10	3.3	10	0	2	5	2	4	9	3.0
02	GEE, Bryan	19-8	339	17.8	12-33	.364	2-5	.400	20-28	.714	6	28	34	1.8	24	0	33	27	0	6	46	2.4
20	ROMEO, Obi	20-0	122	6.1	6-12	.500	0-0	.000	5-15	.333	12	20	32	1.6	22	1	1	4	4	2	17	0.9
00	EZEANI, Dominic	15-0	69	4.6	2-3	.667	0-0	.000	0-0	.000	3	7	10	0.7	8	0	2	1	0	2	4	0.3
Team											34	55	89					6				
Total.....		26	5201		638-1439	.443	167-492	.339	306-424	.722	188	611	799	30.7	468	9	280	405	110	156	1749	67.3
Opponents.....		26	5201		768-1611	.477	216-551	.392	351-503	.698	323	682	1005	38.7	411	-	374	337	63	216	2103	80.9

TEAM STATISTICS	LWU	OPP	Date	Opponent	Score	Att.
SCORING	1749	2103	11-13-16	MAINE	L 58-80	1128
Points per game	67.3	80.9	11-15-16	at Stephen F. Austin	L 60-66	5944
Scoring margin	-13.6	-	11-18-16	SALEM INTERNATIONAL	w 87-74	1187
FIELD GOALS-ATT	638-1439	768-1611	11-23-16	at Saint Francis	L 72-87	506
Field goal pct	.443	.477	11-28-16	DARTMOUTH	w 86-80	1018
3 POINT FG-ATT	167-492	216-551	12-03-16	JAMES MADISON	L 59-71	1508
3-point FG pct	.339	.392	12-09-16	at Creighton	L 58-113	16697
3-pt FG made per game	6.4	8.3	12-12-16	at George Mason	L 60-97	3712
FREE THROWS-ATT	306-424	351-503	12-14-16	AVERETT	w 86-67	482
Free throw pct	.722	.698	12-19-16	at Ball State	L 45-61	2115
F-Throws made per game	11.8	13.5	12-21-16	at Texas Tech	L 60-91	9057
REBOUNDS	799	1005	* 12-29-16	CAMPBELL	w 79-77	718
Rebounds per game	30.7	38.7	* 12-31-16	at High Point	w 60-55	712
Rebounding margin	-7.9	-	* 01-04-17	PRESBYTERIAN	w 79-76	518
ASSISTS	280	374	* 01-07-17	at Winthrop	L 65-83	1155
Assists per game	10.8	14.4	* 01-11-17	at Asheville	L 68-89	1262
TURNOVERS	405	337	* 01-14-17	GARDNER-WEBB	L 79-85	1118
Turnovers per game	15.6	13.0	* 01-19-17	RADFORD	L 60-72	1318
Turnover margin	-2.6	-	* 01-21-17	at Charleston So.	L 61-76	727
Assist/turnover ratio	0.7	1.1	* 01-26-17	LIBERTY	L 62-93	1614
STEALS	156	216	* 01-28-17	at Presbyterian	L 62-71	707
Steals per game	6.0	8.3	* 02-01-17	HIGH POINT	L 68-92	842
BLOCKS	110	63	* 02-04-17	at Gardner-Webb	L 64-90	1029
Blocks per game	4.2	2.4	* 02-09-17	at Campbell	L 79-83	1241
ATTENDANCE	13774	44864	* 02-11-17	ASHEVILLE	L 69-91	1312
Home games-Avg/Game	13-1060	13-3451	* 02-15-17	WINTHROP	L 63-83	1011
Neutral site-Avg/Game	-	0-0				

* = Conference game

Score by Periods	1st	2nd	Totals
Longwood	785	964	1749
Opponents	1015	1088	2103

The Automated ScoreBook Longwood Combined Team Statistics (as of Feb 15, 2017) Conference games

RECORD:	OVERALL	HOME	AWAY	NEUTRAL
ALL GAMES	3-12	2-6	1-6	0-0
CONFERENCE	3-12	2-6	1-6	0-0
NON-CONFERENCE	0-0	0-0	0-0	0-0

##	Player	gp-gs	min	avg	Total		3-Point		F-Throw		Rebounds				pf	dq	a	to	blk	stl	pts	avg
					fg-fga	fg%	3fg-fga	3fg%	ft-fga	ft%	off	def	tot	avg								
04	LANE, Khris	15-15	543	36.2	109-201	.542	13-45	.289	38-48	.792	23	82	105	7.0	38	1	20	36	19	15	269	17.9
03	ALLEN, Darrion	15-15	551	36.7	65-185	.351	25-86	.291	66-81	.815	9	47	56	3.7	34	1	17	39	12	14	221	14.7
01	WALTON, Isaiah	15-14	461	30.7	72-140	.514	16-44	.364	55-66	.833	9	55	64	4.3	45	1	43	72	7	26	215	14.3
21	SMITH, JaShaun	15-12	444	29.6	41-97	.423	9-20	.450	17-32	.531	20	40	60	4.0	26	0	15	20	17	11	108	7.2
15	BELTON, Isaac	15-10	356	23.7	38-90	.422	11-42	.262	13-21	.619	6	31	37	2.5	40	2	21	20	6	13	100	6.7
30	SHIELDS, Chris	15-8	374	24.9	31-78	.397	11-28	.393	9-12	.750	5	38	43	2.9	44	3	15	28	2	6	82	5.5
02	GEE, Bryan	8-1	137	17.1	1-10	.100	0-0	.000	7-11	.636	5	10	15	1.9	10	0	18	13	0	1	9	1.1
20	ROMEO, Obi	11-0	73	6.6	3-5	.600	0-0	.000	4-11	.364	7	12	19	1.7	11	0	1	1	1	1	10	0.9
00	EZEANI, Dominic	11-0	61	5.5	2-3	.667	0-0	.000	0-0	.000	3	6	9	0.8	8	0	2	1	0	2	4	0.4
Team											20	31	51					1				
Total.....		15	3000		362-809	.447	85-265	.321	209-282	.741	107	352	459	30.6	256	8	152	231	64	89	1018	67.9
Opponents.....		15	3000		450-938	.480	127-325	.391	189-263	.719	178	383	561	37.4	258	-	201	188	31	128	1216	81.1

TEAM STATISTICS	LWU	OPP	Date	Opponent	Score	Att.
SCORING	1018	1216	* 12-29-16	CAMPBELL	W 79-77	718
Points per game	67.9	81.1	* 12-31-16	at High Point	W 60-55	712
Scoring margin	-13.2	-	* 01-04-17	PRESBYTERIAN	W 79-76	518
FIELD GOALS-ATT	362-809	450-938	* 01-07-17	at Winthrop	L 65-83	1155
Field goal pct	.447	.480	* 01-11-17	at Asheville	L 68-89	1262
3 POINT FG-ATT	85-265	127-325	* 01-14-17	GARDNER-WEBB	L 79-85	1118
3-point FG pct	.321	.391	* 01-19-17	RADFORD	L 60-72	1318
3-pt FG made per game	5.7	8.5	* 01-21-17	at Charleston So.	L 61-76	727
FREE THROWS-ATT	209-282	189-263	* 01-26-17	LIBERTY	L 62-93	1614
Free throw pct	.741	.719	* 01-28-17	at Presbyterian	L 62-71	707
F-Throws made per game	13.9	12.6	* 02-01-17	HIGH POINT	L 68-92	842
REBOUNDS	459	561	* 02-04-17	at Gardner-Webb	L 64-90	1029
Rebounds per game	30.6	37.4	* 02-09-17	at Campbell	L 79-83	1241
Rebounding margin	-6.8	-	* 02-11-17	ASHEVILLE	L 69-91	1312
ASSISTS	152	201	* 02-15-17	WINTHROP	L 63-83	1011
Assists per game	10.1	13.4				
TURNOVERS	231	188				
Turnovers per game	15.4	12.5				
Turnover margin	-2.9	-				
Assist/turnover ratio	0.7	1.1				
STEALS	89	128				
Steals per game	5.9	8.5				
BLOCKS	64	31				
Blocks per game	4.3	2.1				
ATTENDANCE	8451	6833				
Home games-Avg/Game	8-1056	7-976				
Neutral site-Avg/Game	-	0-0				

* = Conference game

Score by Periods	1st	2nd	Totals
Longwood	448	570	1018
Opponents	592	624	1216

LONGWOOD GAMEDAY > Spotter's Chart



Dominic Ezeani
Freshman • G



Isaiah Walton
R-Sophomore • G



Bryan Gee
R-Sophomore • G



Darrion Allen
Senior • G



Khris Lane
R-Junior • F



B.K. Ashe
Senior • G



Jahleem Montague
Sophomore • F



Juan Munoz
Freshman • G



Isaac Belton
Senior • G



Obi Romeo
Junior • C



JaShaun Smith
Freshman • F



Caius Covrig
Freshman • G



Damarion Geter
R-Junior • F



Chris Shields
Sophomore • F/G



Jayson Gee
Head Coach