#RAISETHESTANDARD

LMU BASKETBALL

2025-26

Media Almanac

SEIA

SIGNATURE ESTATE & INVESTMENT ADVISORS, LLC®

Established 1997

WEALTH MANAGEMENT
FOR A LION, BY A LION

Schedule your Complimentary Investment
& Financial Planning Consultation

CONTACT US TODAY

VINCE A. DILEVA
MS, CFP®, AIF®

Managing Senior Partner
LMU Class of 1996

HEADQUARTERS
Century City, CA
(310) 712-2320

SEIA.COM

WHAT'S INSIDE

2025-26 LMU BASKETBALL 3
Table of Contents 3
Quick Facts 5
2025-26 Roster/Schedule 6
2025-26 Speed Chart 7

THE PLAYERS 10
#0 Nakyel Shelton 10
#1 Jalen Shelley 12
#2 Rodney Brown Jr. 14
#3 Marley Zeller 16
#4 AJ Thomas 18
#5 Myron Amey, Jr. 20
#6 Josh Dalton 22
#7 Jan Vide 24
#13 Tanner Thomas 26
#16 Aaron McBride 28
#22 Rick Issanza 30
#24 Jael Martin 32
#35 Rokas Jocius 34
#40 Cooper Smith 36
#41 Kevin Carney 38
#42 George Tupy 40

HEAD COACH 42
Stan Johnson 42

INSIDE LMU 47
Learn. Lead. Serve. 48
A Promising Future - The Majors 50
A Solid Foundation - The Whole Person 51
The Lions Experience 52
Academics - A Helping Hand 52
Prepared for Tomorrow 53
Gersten Pavilion 54
The Dreier Center 56
The Lions Athletic Center 57

LMU HOOPS' HISTORY 58
LMU Basketball History 59
LMU Basketball Timeline 60
The 1989-90 Lions 69
Retired Jersey - #44 Hank Gathers 71
Retired Jersey - #30 Bo Kimble 72
All-Time Men's Basketball Roster 73
LMU in the Pros 76
All-Time Men's Basketball Honors 77
1,000-Point Scorers 80
500-Career Rebounds 88
500-Career Assists 94
Season Summaries - Record by Year 95
Coaching Records at LMU 95
Year-by-Year Results 96
All-Time Series Records 110

IN THE POSTSEASON 123
LMU's Champs and Postseason Teams 123
LMU in the WCC Tournament 125
WCC Tournament 126
WCC Tournament Records 129
LMU in the Postseason 131
Postseason Records - NCAA/NIT 132
LMU's Biggest Games 135

LMU HOOPS RECORDS 142
Record Holders - Game/Season/Career 143
Team/Opponent Records 144
LMU's 100-Point Games 144
Career Records 145
Pts, Scoring Avg., Field Goals 145
3-point Field Goals, Free Throws 146
Rebounds, Assists, Blocks 147
Steals, Games, Minutes 148
Season Records 149
Scoring, Field Goals, 3PT FG 150
Free Throws, Reb., Assists, Blocks 151
Steals, Games, Minutes 151
Year-by-Year Leaders 152
Misc./Gersten Records 154
Freshman Records 155
Double-Doubles 158
15-15 Games 160

2024-25 REVIEW 161
Season Results 162
Extended Season Stats 163
Combined Season Stats 164
Individual Points-Rebounds-Assists 165
2024-25 Box Scores 167
Games 1-4 167
Games 5-8 168
Games 9-12 169
Games 13-16 170
Games 17-20 171
Games 21-24 172
Games 25-28 173
Games 29-31 174

LMU ATHLETICS 175
Athletics Director - Craig Pintens 176
Athletics History - The Next 100 176
LMU Champions & NCAA Appearances 190
LMU All-Americans 191
LMU Athletics' Hall of Fame 192
Retired Jerseys 194
Staff Directory 195
The West Coast Conference 195
Media Information 196
Television Information 197

#RAISETHESTANDARD

LMU BASKETBALL

2025-26

Inside Athletics

THE 2025-26 LMU LIONS MEN'S BASKETBALL QUICK FACTS

UNIVERSITY INFORMATION

Location:	Los Angeles, CA
Founded:	1911
Enrollment:	7,094 Undergraduate | 1,000 Total
Nickname:	Lions
Primary Colors:	LMU Crimson (Pantone 207)
	LMU Blue (Pantone 2185)
Affiliation:	NCAA Division I
Conference:	West Coast Conference
Home Court - Capacity:	Gersten Pavilion - 4,156
President:	Thomas Poon, Ph.D. - 1st Year
Athletics Director:	Craig Pintens - 8th Year
Twitter:	@LMUPintens
Ticket Office:	(310) 338-LION • LMULions.com/Tickets

MEN'S BASKETBALL STAFF

Head Coach:	Stan Johnson
Alma Mater:	Southern Utah, '01
Record at LMU:	72-73/.497/6th Season
Overall Record:	Same
Twitter/X:	@LMUCoachJohnson
Instagram:	@CoachStanJohnson
Assistant Coach:	Lorenzo Romar
Alma Mater:	Washington, '80
Years at LMU:	2nd Season
Assistant Coach:	Louis Wilson
Alma Mater:	William Jewell College, '88
Years at LMU:	2nd Season
Assistant Coach:	Ricky Muench
Alma Mater:	Marquette, '19
Years at LMU:	6th Season
Assistant Coach:	Mark Phelps
Alma Mater:	Old Dominion, '96
Years at LMU:	2nd Season
Director of Operations:	Damari Milstead
Alma Mater:	San Francisco, '21
Years at LMU:	2nd Season
Video Coordinator:	Josh Mandell
Alma Mater:	Washington, '23
Years at LMU:	2nd Season
Graduate Assistant:	Eric Cooper, Jr.
Alma Mater:	Pepperdine, '19
Years at LMU:	2nd Season
Graduate Assistant:	Lamaj Lewis
Alma Mater:	LMU, '25
Years at LMU:	1st Season
Athletics Trainer:	Steve Cortez
Alma Mater:	CSU Fullerton, '04
Years at LMU:	5th Year with MBB / 18th at LMU
Sports Performance/Strength Coach:	JordanAlcantar
Alma Mater:	Cal Poly Pomona, '10
Years at LMU:	8th Year with MBB / 10th at LMU

TEAM FACTS

2024-25 Record:	17-15
2024-25 WCC Record/Finish:	8-10/T-6th
Letterwinners Returning/Lost:	6/6
Starters Returning/Lost:	1/4
Newcomers/Redshirts Returning:	8/2

MEDIA SERVICES

Associate AD (MBB Contact):	Matthew Lerman
Office Phone:	(310) 338-7768
E-Mail:	mlerman@lmu.edu
Years at LMU:	10th Season

LMU Lions Website:	www.LMULions.com
MBB Facebook:	LMULionsMBB
MBB Twitter/X:	@LMULionsMBB
MBB Instagram:	@LMULionsMBB
LMU Lions Facebook:	LMULions
LMU Lions Twitter/X:	@LMULions
LMU Lions Instagram:	LMULions
LMU Lions YouTube:	LMULionsTV
LMU Lions SnapChat:	LMULions44

MAILING ADDRESS:

Loyola Marymount University
Athletic Media Services • Gersten Pavilion
1 LMU Drive - MS 8505
Los Angeles, CA 90045

WEST COAST CONFERENCE

Website:	www.wccsports.com
Digital Network:	WCC on ESPN+

POSTSEASON INFORMATION

WCC League Championships (3):	1961, 1988, 1990
WCC Tournament Championships (2):	1988, 1989
NCAA Appearances (5):	1961, 1980, 1988, 1989, 1990
NIT Appearances (1):	1986
CIT Appearances (2):	2010, 2012
CBI Appearances (1):	2019

RAISE THE Standard

2025-26 INSIDE THE ROSTER...

LETTERWINNERS RETURNING: 6

NO	NAME	Pos.	Cl.	Ht.	Home Town	2024-25 Highlights
#5	Myron "MJ" Amey Jr.	G	RJr-TR	6-2	Vacaville, CA	32 GP, 8.6 PPG, 2.7 RPG, 20.4 MPG
#7	Jan Vide	G	So-TR	6-6	Domzale, Slovenia	32 GP, 6.3 PPG, 2.4 APG, 19.4 MPG
#16	Aaron McBride	F	Fr-1V	6-6	Corona, CA	32 GP, 3.8 PPG, 2.9 RPG, 16.9 MPG
#22	Rick Issanza	C	RSr.-2V	7-1	Kinshasa, Congo	26 GP, 3.0 PPG, 3.1 RPG, 1.1 BPG, 14.5 MPG
#41	Kevin Carney *	G	So-1V	5-11	Menlo Park, CA	6 PG
#42	George Tupy *	F	So.-1V	6-6	Sierra Madre, CA	5 GP

REDSHIRTS RETURNING: 2

NO	NAME	Pos.	Cl.	Ht.	Hometown	Last School
#3	Marley Zeller	G	R FR-RS	6-5	Portland, OR	Central Catholic HS
#24	Jael Martin	F	R FR-RS	6-8	Carlsbad, CA	Carlsbad HS

TRANSFERS: 5

NO.	NAME	Pos.	Cl-Yr	Ht.	Hometown	Last School(s)	Career Highlights
#0	Nakyel Shelton	G	GR-TR	6-3	Chicago, IL	Eastern Illinois	First Team All-OVC
#1	Jalen Shelley	F	SO-TR	6-8	Little Elm, TX	USC	22 GP, 1 Start
#2	Rodney Brown Jr.	G	JR-TR	6-6	Perris, CA	Virginia Tech/Cal	50 GP, 187 career points
#13	Tanner Thomas	G	R SR-TR	6-6	Stamford, CT	Sacred Heard	All-MAAC Second Team
#35	Rokas Jocius	F	SR-TR	6-10	Kaunas, Lithuania	UCF/La Salle	86 PG, 455 career points

FIRST YEAR OF COLLEGE BASKETBALL: 3

NO.	NAME	Pos.	Cl-Yr	Ht.	Hometown	Last School
#4	AJ Thomas	G	FR-HS	6-4	Lancaster, CA	Eduprize HS
#6	Josh Dalton	F	FR-HS	6-10	Concord, CA	Golden State Prep
#40	Cooper Smith *	G	FR-HS	6-2	Milwaukee, WI	Greendale HS

*Walk-on

2025-26 ROSTER/SCHEDULE

No	Name	Pos	Ht	Wt	Yr-Exp	Hometown (Previous School)
0	Nakyel SHELTON	G	6-3	185	Gr.-TR	Chicago, IL / Eastern Illinois / Carl Schurz HS
1	Jalen SHELLEY	F	6-8	210	So.-Tr.	Little Elm, TX / USC / Link Academy
2	Rodney BROWN	G	6-6	185	Jr.-Tr.	Perris, CA / Virginia Tech / Cal / Rancho Christian School
3	Marley ZELLER	G	6-5	190	R-Fr.-RS	Portland, OR / Central Catholic HS
4	AJ THOMAS	G	6-4	210	Fr.-HS	Lancaster, CA / Eduprize HS
5	Myron "MJ" AMEY. Jr.	G	6-2	205	R-Sr.-1V	Vacaville, CA / San Jose State / Scotland Prep (Pa.)
6	Josh DALTON	F	6-10	220	Fr.-HS	Concord, NC / Golden State Prep
7	Jan VIDE	G	6-6	210	Jr.-1V	Domzale, Slovenia / UCLA / SEK El Castillo International School
13	Tanner THOMAS	G	6-6	205	R-Sr.-Tr.	Stamford, CT / Sacred Heart / Williston Northampton School
16	Aaron MCBRIDE	F	6-6	230	Jr.-2V	Corona, CA / Corona Centennial HS
22	Rick ISSANZA	C	7-1	245	Gr.-3V	Kinshasa, Congo / Oklahoma / Bella Vista Prep
24	Jael MARTIN	F	6-8	205	R-Fr.-RS	Carlsbad, CA / Carlsbad HS
35	Rokas JOCIUS	F	6-10	245	Sr.-TR	Kaunas, Lithuania / UCF / La Salle / Vilniaus "Ozo" Gimnazija
40	Cooper SMITH	G	6-2	180	Fr.-HS	Milwaukee, WI / Greendale HS
41	Kevin CARNEY	G	5-11	165	Sr.-2V	Menlo Park, Calif. / Sacred Heart Prep
42	George TUPY	F	6-6	220	Jr.-2V	Sierra Madre, CA / St. Francis HS

HEAD COACH: Stan Johnson (6th Year, Southern Utah, '01)
ASSISTANT COACH: Lorenzo Romar (2nd Year, Cincinnati, '92)
ASSISTANT COACH: Ricky Muench (6th Year, Marquette, '19)
ASSISTANT COACH: Louis Wilson (2nd Year, William Jewell College, '88)
ASSISTANT COACH: Mark Phelps (2nd Year, Old Dominion, '96)
DIRECTOR OF OPERATIONS: Damari Milstead (2ne Year, San Francisco, '21)
VIDEO COORDINATOR: Josh Mandell (2nd Year, Washington, '23)
GRADUATE ASSISTANTS: Eric Cooper Jr. (2nd Year, Pepperdine, '19) and Lamaj Lewis (1st Year, LMU, '25)
ASSOCIATE HEAD ATHLETIC TRAINER: Steve Cortez (5th Year with MBB / 18th at LMU, CSU Fullerton, '04)
ASSOCIATE ATHLETIC DIRECTOR, SPORTS PERFORMANCE: Jordan Alcantar (10th Year, Cal Poly Pomona, '09)
ASSOCIATE ATHLETIC DIRECTOR, COMMUNICATIONS (MBB SID): Matthew Lerman (10th Year, Oregon, '12)
ATHLETIC DIRECTOR (MBB SPORT SUPERVISOR): Craig Pintens (8th Year, UW-Whitewater, '98 / Marquette, '01)5

PRONUNCIATION GUIDE

#0 NAKYEL Shelton	Nuh-KYLE
#5Myron "MJ" AMEY	Amy
#7 JAN VIDE	Yan Vee-day
#22 Rick ISSANZA	ISS-SAHN-zuh
#24 JAEL Martin	Jah-ell
#35 ROKAS JOCIUS	Row-Cuss Yacht-seuss
#42 George TUPY	Two-Pea

2025-26 MEN'S BASKETBALL SCHEDULE (schedule subject to change):

DATE	DAY	OPPONENT	BROADCAST	LOCATION	TIME
Nov. 3	Mon.	Lincoln University		Gersten Pavilion	7:00 PM
Nov. 5	Wed.	Eastern Washington	ESPN+	Gersten Pavilion	7:00 PM
Nov. 8	Sat.	Arkansas - Pine Bluff	ESPN+	Gersten Pavilion	6:00 PM
Nov. 11	Tues.	UTEP	ESPN+	El Paso, TX	6:00 PM
Nov. 14	Fri.	Troy	ESPN+	Gersten Pavilion	6:00 PM
Nov. 17	Mon.	UC Santa Barbara	ESPN+	Santa Barbara, CA	6:00 PM
Nov. 24	Mon.	Florida Atlantic	ESPN+	Daytona Beach, FL	5:30 PM
Nov. 25	Tues.	George Mason or Ohio	CBS SPORTS NETWORK	Daytona Beach, FL	TBA
Nov. 28	Fri.	Stony Brook	CBS SPORTS NETWORK	Gersten Pavilion	7:00 PM
Dec. 2	Tues.	Saint Louis	ESPN+	Gersten Pavilion	7:00 PM
Dec. 16	Tues.	UC San Diego	ESPN+	Gersten Pavilion	7:00 PM
Dec. 19	Sun.	North Alabama	ESPN+	Gesrten Pavilion	7:00 PM
Dec. 23	Tues.	Morgan State	ESPN+	Gersten Pavilion	3:00 PM
Dec. 28	Sun.	Saint Mary's *	ESPN+	Gersten Pavilion	4:00 PM
Dec. 30	Tues.	Pacific *	ESPN+	Gersten Pavilion	7:00 PM
Jan. 2	Fri.	Washington State *	ESPN+	Spokane, WA	TBA
Jan. 4	Sun.	Gonazaga *	ESPN+	Pullman, WA	TBA
Jan. 8	Thurs.	San Francisco *	CBS SPORTS NETWORK	Gersten Pavilion	TBA
Jan. 10	Sat.	Santa Clara *	ESPN+	Santa Clara, CA	TBA
Jan. 14	Wed.	Oregon State *	ESPN+	Corvallis, OR	TBA
Jan. 17	Sat.	Portland *	ESPN+	Gersten Pavilion	6:00 PM
Jan. 21	Wed.	Seattle *	ESPN+	Seattle, WA	TBA
Jan. 28	Wed.	Oregon State *	ESPN+	Gersten Pavilion	7:00 PM
Jan. 31	Sat.	Santa Clara	ESPN+	Gersten Pavilion	6:00 PM
Feb. 4	Wed.	San Francisco *	ESPN+	San Francisco, CA	TBA
Feb. 7	Sat.	San Diego *	ESPN+	Gersten Pavilion	6:00 PM
Feb. 11	Wed.	Pacific *	ESPN+	Stockton, OR	TBA
Feb. 14	Sat.	Pepperdine *	ESPN+	Malibu, CA	TBA
Feb. 21	Sat.	San Diego *	ESPN+	San Diego, CA	TBA
Feb. 25	Wed.	Washington State	ESPN/ESPN 2/ESPN U	Gersten Pavilion	TBA
Feb. 28	Sat.	Seattle *	ESPN+	Gersten Pavilion	6:00 PM
Mar.5-10	Thur-Tues	WCC Championships		Las Vegas, NV	TBA

Bold - Denotes Home Games. Bold - Denotes Neutral Games Bold - Denotes Away Games * - Denotes West Coast Conference Games. ALL TIMES ARE PACIFIC.

HOW WE LOOK ON THE COURT



NAKYEL SHELTON
G • 6-3 • 185 • GR-TR
Chicago, IL

JALEN SHELLEY
F • 6-8 • 210 • SO-TR
Little Elm, TX



RODNEY BROWN JR.
G • 6-6 • 185 • JR-TR
Perris, CA

MARLEY ZELLER
G • 6-5 • 190 • RS FR-RS
Portland, OR



AJ THOMAS
G • 6-4 • 210 • FR-HS
Lancaster, CA



MYRON "MJ" AMEY JR.
G • 6-2 • 205 • RS SR-1V
Vacaville, CA



JOSH DALTON
F • 6-10 • 220 • FR-HS
Concord, NC



JAN VIDE
G • 6-6 • 210 • JR-1V
Domzale, Slovenia



TANNER THOMAS
G • 6-6 • 205 • RS SR-TR
Stamford, CT



AARON MCBRIDE
F • 6-6 • 230 • JR-2V
Corona, CA



RICK ISSANZA
C • 7-1 • 245 • GR-3V
Kinshasa, Congo



JAEL MARTIN
F • 6-8 • 205 • RS FR-RS
Carlsbad, CA



ROKAS JOCIUS
F • 6-10 • 245 • SR-TR
Kaunas, Lithuania

COOPER SMITH
G • 6-2 • 180 • FR-HS
Milwaukee, WI

KEVIN CARNEY
G • 5-11 • 165 • SR-2V
Menlo Park, CA



GEORGE TUPY
F • 6-6 • 220 • JR-1V
Sierra Madre, CA

STAN JOHNSON
HEAD COACH
6th Season

LORENZO ROMAR
ASSISTANT COACH
2nd Season



LOUIS WILSON
ASSISTANT COACH
2nd Season

RICKY MUENCH
ASSISTANT COACH
5th Season

MARK PHELPS
ASSISTANT COACH
2nd Season

JOSH MANDELL
VIDEO COORDINATOR
2nd Season

DAMARI MILSTEAD
DIRECTOR OF OPS
2nd Season

ERIC COOPER, JR.

LAMAJ LEWIS
GRADUATE ASSISTANTS

University
credit union

Ready to get **smart about money?**

We deliver straightforward financial advice and resources designed to help you plan, save, and succeed, all in one place.

- **Financial Coaching:** Get one-on-one, confidential guidance from a Certified Credit Union Financial Counselor (CCUFC).
- **Free Online Courses:** Our interactive courses cover a wide range of topics, from home buying to student loan management.
- **Comprehensive Resources:** Access a wealth of articles, calculators, and helpful tools to help you make informed financial decisions.

Bank smarter.
Bank like a Lion.
Learn more by scanning the code below.

Learn more

Federally insured by NCUA

Cedars Sinai

Our team is here for *yours*

As the trusted team doctors of LMU Athletics, Cedars-Sinai is committed to providing game-changing care for everyone from elite athletes to your own home team.

We're here for you at **cedars-sinai.org/get-care**

NAKYEL SHELTON

BASKETBALL NICKNAME	THE EAGLE
FAVORITE PRO ATHLETE	GIANNIS ANTETOKOUNMPO
FAVORITE PRO TEAM	BULLS
MOST MEMORABLE MOMENT AT LMU	COMING ON MY VISIT WITH MY FAMILY
BIGGEST ATHLETIC THRILL	SCORING 38 POINTS THIS PREVIOUS SEASON
ATHLETE I ADMIRE MOST AND WHY	GIANNIS ANTETOKOUNMPO, BECAUSE OF HIS HARD WORK, HUSTLE, DETE
BEST THING ABOUT LMU AND LOS ANGELES	WEATHER
FAVORITE FOOD	CHICKEN
LEAST FAVORITE FOOD	YOGURT
FAVORITE TV SHOW	MARTIN
IF I COULD INVITE THREE PEOPLE IN HISTORY TO DINNER	KOBE, RIHANNA, TUPAC
FAVORITE MOVIE	ATL
IF I DIDN'T PLAY BASKETBALL I WOULD	BE AN ACTOR
REASON I WEAR MY JERSEY NUMBER	THERE'S ZERO DOUBT ABOUT ANYTHING I DO ON THE COURT.
MOST FAMOUS PLAYER I'VE PLAYED WITH	JABARI PARKER
MOST FAMOUS PLAYER I'VE PLAYED AGAINST	TERRANCE SHANNON JR
SOMETHING MOST PEOPLE DON'T KNOW ABOUT ME	I AM COLD AT VIDEO GAMES
FAVORITE BASKETBALL MOVIE	LOVE AND BASKETBALL
FAVORITE BASKETBALL MOVE	STEPBACK
FAVORITE PREGAME MEAL	PASTA
FAVORITE THING TO DO ON THE ROAD	GET IN THE POOL
SPORT I'D BE PLAYING IF I DIDN'T PLAY BASKETBALL	FOOTBALL
FAVORITE PLACE I'VE VISITED	BAHAMAS
PLACE I'D MOST LIKE TO VISIT	HAWAII
DREAM 1-ON-1 MATCHUP	MICHAEL JORDAN
FAVORITE MUSICIAN	NBA YOUNGBOY
MY ADVICE TO YOUNGSTERS	ENJOY BEING A KID
ONE WORD TO DESCRIBE MYSELF	BLESSED
WHO INSPIRES ME TO BE BETTER	FAMILY
SONG THAT ALWAYS PUTS ME IN A GOOD MOOD	FEEL NO WAYS
MAJOR AT LMU	SCHOOL OF EDUCATION

Season Averages

SEASON	TEAM	GP	GS	MIN	FG	FG%	3PT	3P%	FT	FT%	OR	DR	REB	AST	BLK	STL	PF	TO	PTS
2023-24	EIU	29	24	26.9	4.0-9.6	41.9	1.3-3.9	33.9	1.7-2.1	77.4	1.3	3.1	4.4	1.9	0.3	0.4	2.2	1.6	11.0
2024-25	EIU	29	28	34.0	5.7-13.2	43.2	1.7-4.7	36.3	3.9-4.8	82.0	0.9	3.7	4.6	2.0	0.8	1.6	3.0	2.6	17.0
Career		**58**	**52**	**30.5**	**4.9-11.4**	**42.7**	**1.5-4.3**	**35.2**	**2.8-3.5**	**80.6**	**1.1**	**3.4**	**4.5**	**1.9**	**0.6**	**1.0**	**2.6**	**2.1**	**14.0**

Season Totals

SEASON	TEAM	FG	FG%	3PT	3P%	FT	FT%	OR	DR	REB	AST	BLK	STL	PF	TO	PTS
2023-24	EIU	117-279	41.9	38-112	33.9	48-62	77.4	38	91	129	55	10	12	63	47	320
2024-25	EIU	165-382	43.2	49-135	36.3	114-139	82.0	27	107	134	57	23	46	86	75	493
Career		**282-661**	**42.7**	**87-247**	**35.2**	**162-201**	**80.6**	**65**	**198**	**263**	**112**	**33**	**58**	**149**	**122**	**813**

WCC
adidas
LMU
1
Wilson
INDOOR GAME BALL
NCAA
OFFICIAL GAME BALL

JALEN SHELLEY

BASKETBALL NICKNAME	JSHELL
FAVORITE PRO ATHLETE	LEBRON
FAVORITE PRO TEAM	LAKERS
BIGGEST ATHLETIC THRILL	OUR RETREAT TO SAN DIEGO
ATHLETE I ADMIRE MOST AND WHY	LEBRON BECAUSE HE'S THE GOAT
CURRENT OR FORMER LMU ATHLETE I MOST ENJOY WATCHING	KEVIN CARNEY
BEST THING ABOUT LMU AND LOS ANGELES	THE FAMILY CULTURE WE HAVE WITHIN THE PROGRAM, AND THE BEAUTI
FAVORITE FOOD	HIBACHI
LEAST FAVORITE FOOD	BROCCOLI
FAVORITE TV SHOW	STRANGER THINGS
IF I COULD INVITE THREE PEOPLE IN HISTORY TO DINNER	LEBRON, JUSTIN JEFFERSON, ANTHONY EDWARDS
FAVORITE MOVIE	THE PURGE
IF I DIDN'T PLAY BASKETBALL I WOULD	PLAYING FOOTBALL
MOST FAMOUS PLAYER I'VE PLAYED WITH	TRE JOHNSON
MOST FAMOUS PLAYER I'VE PLAYED AGAINST	COOPER FLAGG
SOMETHING MOST PEOPLE DON'T KNOW ABOUT ME	I GOT MY FIRST OFFER IN FOOTBALL
FAVORITE BASKETBALL MOVIE	LOVE & BASKETBALL
FAVORITE BASKETBALL MOVE	STEP BACK 3
FAVORITE PREGAME MEAL	PASTA
FAVORITE THING TO DO ON THE ROAD	LISTEN TO MUSIC
SPORT I'D BE PLAYING IF I DIDN'T PLAY BASKETBALL	FOOTBALL
FAVORITE PLACE I'VE VISITED	NEW YORK
PLACE I'D MOST LIKE TO VISIT	JAPAN
DREAM 1-ON-1 MATCHUP	VS LATTO
FAVORITE MUSICIAN	NOCAP
MY ADVICE TO YOUNGSTERS	NEVER TOO HIGH. NEVER TOO LOW.
ONE WORD TO DESCRIBE MYSELF	VERSATILE
WHO INSPIRES ME TO BE BETTER	MY DAD
SONG THAT ALWAYS PUTS ME IN A GOOD MOOD	THE GREATEST BY ROD WAVE

Season Averages

SEASON	TEAM	GP	GS	MIN	FG	FG%	3PT	3P%	FT	FT%	OR	DR	REB	AST	BLK	STL	PF	TO	PTS
2024-25	USC	22	1	7.5	0.7-1.8	38.5	0.1-0.8	17.6	0.5-0.9	55.0	0.2	1.2	1.4	0.5	0.3	0.2	0.9	0.2	2.0
Career		**22**	**1**	**7.5**	**0.7-1.8**	**38.5**	**0.1-0.8**	**17.6**	**0.5-0.9**	**55.0**	**0.2**	**1.2**	**1.4**	**0.5**	**0.3**	**0.2**	**0.9**	**0.2**	**2.0**

Season Totals

SEASON	TEAM	FG	FG%	3PT	3P%	FT	FT%	OR	DR	REB	AST	BLK	STL	PF	TO	PTS
2024-25	USC	15-39	38.5	3-17	17.6	11-20	55.0	5	26	31	10	7	4	19	4	44
Career		**15-39**	**38.5**	**3-17**	**17.6**	**11-20**	**55.0**	**5**	**26**	**31**	**10**	**7**	**4**	**19**	**4**	**44**

Wilson
adidas

RODNEY BROWN

BASKETBALL NICKNAME	RJ
FAVORITE PRO ATHLETE	ANTHONY EDWARDS
FAVORITE PRO TEAM	LAKERS
BIGGEST ATHLETIC THRILL	MAKING 3S & DUNKS
ATHLETE I ADMIRE MOST AND WHY	KOBE BECAUSE OF HIS MENTALITY
CURRENT OR FORMER LMU ATHLETE I MOST ENJOY WATCHING	DOM HARRIS
BEST THING ABOUT LMU AND LOS ANGELES	LMU - BEAUTIFUL CAMPUS AND GREAT PEOPLE LA - WEATHER AND BEACHES
FAVORITE FOOD	SEAFOOD (CRAB AND SHRIMP)
LEAST FAVORITE FOOD	VEGGIES
FAVORITE TV SHOW	TOM & JERRY
IF I COULD INVITE THREE PEOPLE IN HISTORY TO DINNER	KOBE BRYANT, LEBRON JAMES, BILL GATES
FAVORITE MOVIE	HOME ALONE
IF I DIDN'T PLAY BASKETBALL I WOULD	BE A RAPPER
REASON I WEAR MY JERSEY NUMBER	I JUST LIKE THE NUMBER
MOST FAMOUS PLAYER I'VE PLAYED WITH	EVAN MOBLEY
MOST FAMOUS PLAYER I'VE PLAYED AGAINST	BRONNY JAMES
SOMETHING MOST PEOPLE DON'T KNOW ABOUT ME	I LIKE TO FISH AND BE OUTDOORS
FAVORITE BASKETBALL MOVIE	LIKE MIKE
FAVORITE PREGAME MEAL	PASTA
FAVORITE THING TO DO ON THE ROAD	LISTEN TO MUSIC
SPORT I'D BE PLAYING IF I DIDN'T PLAY BASKETBALL	FOOTBALL
FAVORITE PLACE I'VE VISITED	TULUM, MEXICO
PLACE I'D MOST LIKE TO VISIT	JAMAICA
DREAM 1-ON-1 MATCHUP	KOBE BRYANT
FAVORITE MUSICIAN	DRAKE
MY ADVICE TO YOUNGSTERS	NEVER GIVE UP ON YOUR DREAMS! ALWAYS BET ON YOURSELF!
ONE WORD TO DESCRIBE MYSELF	PASSIONATE
WHO INSPIRES ME TO BE BETTER	MY MOM AND NIECE
SONG THAT ALWAYS PUTS ME IN A GOOD MOOD	1+1 BY BEYONCE
MAJOR AT LMU	SOCIOLOGY

Season Averages

SEASON	TEAM	GP	GS	MIN	FG	FG%	3PT	3P%	FT	FT%	OR	DR	REB	AST	BLK	STL	PF	TO	PTS
2023-24	Cal CAL	32	0	14.1	1.2-3.0	40.6	0.7-1.8	39.7	0.4-0.4	85.7	0.3	0.8	1.1	0.9	0.1	0.2	1.5	0.6	3.5
2024-25	VT VT	18	0	15.2	1.5-4.0	37.5	0.8-1.8	42.4	0.3-0.6	54.5	0.2	1.8	2.1	1.8	0.1	0.2	0.8	0.9	4.1
Career		**50**	**0**	**14.5**	**1.3-3.4**	**39.3**	**0.7-1.8**	**40.7**	**0.4-0.5**	**72.0**	**0.2**	**1.2**	**1.4**	**1.2**	**0.1**	**0.2**	**1.3**	**0.7**	**3.7**

Season Totals

SEASON	TEAM	FG	FG%	3PT	3P%	FT	FT%	OR	DR	REB	AST	BLK	STL	PF	TO	PTS
2023-24	Cal CAL	39-96	40.6	23-58	39.7	12-14	85.7	8	27	35	28	2	6	48	20	113
2024-25	VT VT	27-72	37.5	14-33	42.4	6-11	54.5	4	33	37	32	1	4	15	17	74
Career		**66-168**	**39.3**	**37-91**	**40.7**	**18-25**	**72.0**	**12**	**60**	**72**	**60**	**3**	**10**	**63**	**37**	**187**

adidas
LMU
3
adidas

MARLEY ZELLER

BASKETBALL NICKNAME	MZ 3
FAVORITE PRO ATHLETE	LEBRON
FAVORITE PRO TEAM	BLAZERS
MOST MEMORABLE MOMENT AT LMU	2ND TEAM ADVANCE
BIGGEST ATHLETIC THRILL	WINNING STATE CHIP
CURRENT OR FORMER LMU ATHLETE I MOST ENJOY WATCHING	WILL
BEST THING ABOUT LMU AND LOS ANGELES	THE WEATHER
FAVORITE FOOD	SUSHI
FAVORITE TV SHOW	THE OFFICE
IF I COULD INVITE THREE PEOPLE N HISTORY TO DINNER	LEBRON, MY GRANDMA, MY MOM
IF I DIDN'T PLAY BASKETBALL I WOULD	PLAY FOOTBALL
REASON WHY I WEAR MY JERSEY NUMBER	I LIKE 3
MOST FAMOUS PLAYER I'VE PLAYED AGAINST	BRONNY
SOMETHING MOST PEOPLE DON'T KNOW ABOUT ME	I PLAY GUITAR
FAVORITE BASKETBALL MOVIE	LOVE AND BASKETBALL
FAVORITE BASKETBALL MOVE	HESI PULL THREE
FAVORITE PREGAME MEAL	SOMETHING WITH CHICKEN
FAVORITE THING TO DO ON THE ROAD	MUSIC
SPORT I'D BE PLAYING IF I DIDN'T PLAY BASKETBALL	FOOTBALL
FAVORITE PLACE I'VE VISITED	HAWAII
PLACE I'D MOST LIKE TO VISIT	BALI
FAVORITE MUSICIAN	DRAKE
MY ADVICE TO YOUNGSTERS	JUST HAVE FUN, LOVE LIFE, BE GRATEFUL
ONE WORD TO DESCRIBE MYSELF	CHILL
WHO INSPIRES ME TO BE BETTER	MYSELF
SONG THAT ALWAYS PUTS ME IN A GOOD MOOD	UPSIDE DOWN - JACK JOHNSON
MAJOR AT LMU	MARKETING

AJ THOMAS

BASKETBALL NICKNAME	AJ
FAVORITE PRO ATHLETE	LEBRON
FAVORITE PRO TEAM	WHOEVER WANTS TO SIGN ME ONE DAY
MOST MEMORABLE MOMENT AT LMU	COMMITTING
BIGGEST ATHLETIC THRILL	BEING IN THE FLOW STATE
ATHLETE I ADMIRE MOST AND WHY	DONOVAN MITCHELL OR CAM THOMAS CAUSE THEY ARE THE MOST UNDERRATED PLAYERS IN THE LEAGUE
CURRENT OR FORMER LMU ATHLETE I MOST ENJOY WATCHING	TEAMMATES – IT'S NICE WATCHING EVERYONE GET BETTER
BEST THING ABOUT LMU AND LOS ANGELES	GOOD BALANCE OF CHILL AND ENTERTAINING.
FAVORITE FOOD	PEPPERONI PINEAPPLE PIZZA
LEAST FAVORITE FOOD	SUSHI
FAVORITE TV SHOW	SPONGEBOB OR STRANGER THINGS
FAVORITE MOVIE	SPONGEBOB MOVIE OR ANY AVENGERS MOVIE
IF I DIDN'T PLAY BASKETBALL I WOULD	COACH IT
REASON I WEAR MY JERSEY NUMBER	ME AND ALL MY SIBLING WERE BORN ON THE 4TH AND MY MOM DIED ON THE 4TH
SOMETHING MOST PEOPLE DON'T KNOW ABOUT ME	I LISTEN TO EVERY MUSIC GENRE
FAVORITE BASKETBALL MOVIE	ABOVE THE RIM
FAVORITE BASKETBALL MOVE	TWEEN CROSS
FAVORITE PREGAME MEAL	I DON'T EAT PREGAME
FAVORITE THING TO DO ON THE ROAD	LISTEN TO MUSIC OR SLEEP
SPORT I'D BE PLAYING IF I DIDN'T PLAY BASKETBALL	FOOTBALL
FAVORITE PLACE I'VE VISITED	CHICAGO
PLACE I'D MOST LIKE TO VISIT	DUBAI
DREAM 1-ON-1 MATCHUP	MY DAD IN HIS PRIME
FAVORITE MUSICIAN	LUCKI OR FAYE WEBSTER
MY ADVICE TO YOUNGSTERS	BE DISCIPLINED NOT MOTIVATED
ONE WORD TO DESCRIBE MYSELF	ORIGINAL
WHO INSPIRES ME TO BE BETTER	GOD
SONG THAT ALWAYS PUTS ME IN A GOOD MOOD	SCARS TO YOUR BEAUTIFUL BY ALESSIA CARA
MAJOR AT LMU	BUSINESS FINANCE

5

MYRON AMEY

BASKETBALL NICKNAME	MJ
FAVORITE PRO ATHLETE	STEPHEN CURRY
FAVORITE PRO TEAM	WARRIORS
MOST MEMORABLE MOMENT AT LMU	MY VISIT
BIGGEST ATHLETIC THRILL	MY FIRST COLLEGE BASKETBALL OFFER
ATHLETE I ADMIRE MOST AND WHY	STEPH CURRY BECAUSE OF HIS STORY TO BECOME WHO IS AND THE PERSON HE CARRIES HIMSELF TO BE EVERY SINGLE DAY. EVERYTHING ABOUT HIM IS CONSISTENT
CURRENT OR FORMER LMU ATHLETE I MOST ENJOY WATCHING	I LOVE WATCHING ALL MY CURRENT LMU TEAMMATES CONTINUE TO STRIVE FOR GREATNESS EVERY DAY. IT MAKES ME EVEN GO HARDER
BEST THING ABOUT LMU AND LOS ANGELES	THE CULTURE
FAVORITE FOOD	SOUL FOOD
LEAST FAVORITE FOOD	ASPARAGUS
FAVORITE TV SHOW	POWER OR BMF
IF I COULD INVITE TWO PEOPLE IN HISTORY TO DINNER	STEPH CURRY, KEVIN HART, TUPAC
FAVORITE MOVIE	PAID N FULL
IF I DIDN'T PLAY BASKETBALL I WOULD	BE AN ACTOR
REASON WHY I WEAR MY JERSEY NUMBER	THE NUMBER GOD CHOSE FOR ME
MOST FAMOUS PLAYER I'VE PLAYED WITH	OMARI MOORE
MOST FAMOUS PLAYER I'VE PLAYED AGAINST	JALEN GREEN
SOMETHING MOST PEOPLE DON'T KNOW ABOUT ME	I'M A MENTAL HEALTH ADVOCATE
FAVORITE BASKETBALL MOVIE	ABOVE THE RIM
FAVORITE BASKETBALL MOVE	SPIN MOVE TO A FLOATER
FAVORITE PREGAME MEAL	CHICK-FIL-A
FAVORITE THING TO DO ON THE ROAD	WATCH MOVIES/ LISTEN TO MUSIC
SPORT I'D BE PLAYING IF I DIDN'T PLAY BASKETBALL	FOOTBALL/ BOXING
FAVORITE PLACE I'VE VISITED	BAHAMAS
PLACE I'D MOST LIKE TO VISIT	SOMEWHERE OVERSEAS
DREAM 1-ON-1 MATCHUP	ME VS KEVIN DURANT
FAVORITE MUSICIAN	MY COUSIN WHO RAPS
MY ADVICE TO YOUNGSTERS	1% PERCENT BETTER EVERYDAY
ONE WORD TO DESCRIBE MYSELF	WARRIOR
WHO INSPIRES ME TO BE BETTER	MYSELF BECAUSE I DESERVE THAT FOR MYSELF
SONG THAT ALWAYS PUTS ME IN A GOOD MOOD	TESTIMONY BY MYSELF
MAJOR AT LMU	SOCIOLOGY

Season Averages

SEASON	TEAM	GP	GS	MIN	FG	FG%	3PT	3P%	FT	FT%	OR	DR	REB	AST	BLK	STL	PF	TO	PTS
2021-22	SJSU	25	4	18.1	3.4-7.8	43.9	1.3-3.4	37.6	1.3-1.8	72.7	0.8	2.2	2.9	0.8	0.1	0.7	0.9	1.3	9.4
2022-23	SJSU	9	0	13.1	2.0-5.3	37.5	0.8-2.4	31.8	0.8-1.0	77.8	0.1	1.0	1.1	0.8	0.1	0.3	0.9	0.9	5.6
2023-24	SJSU	32	32	32.9	5.6-13.1	42.5	2.2-6.1	36.2	2.4-3.0	79.2	0.5	4.6	5.1	3.1	0.3	1.6	1.6	1.9	15.7
2024-25	LMU	32	4	20.5	3.0-7.6	39.1	1.2-3.9	30.4	1.4-1.8	82.1	0.4	2.3	2.7	0.7	0.1	1.3	1.5	0.8	8.6
Career		**98**	**40**	**23.3**	**3.8-9.2**	**41.6**	**1.5-4.4**	**34.6**	**1.6-2.1**	**78.5**	**0.5**	**2.9**	**3.4**	**1.5**	**0.2**	**1.1**	**1.3**	**1.3**	**10.8**

Season Totals

SEASON	TEAM	FG	FG%	3PT	3P%	FT	FT%	OR	DR	REB	AST	BLK	STL	PF	TO	PTS
2021-22	SJSU	86-196	43.9	32-85	37.6	32-44	72.7	19	54	73	21	3	18	22	32	236
2022-23	SJSU	18-48	37.5	7-22	31.8	7-9	77.8	1	9	10	7	1	3	8	8	50
2023-24	SJSU	178-419	42.5	71-196	36.2	76-96	79.2	15	147	162	99	10	51	51	60	503
2024-25	LMU	95-243	39.1	38-125	30.4	46-56	82.1	14	73	87	21	3	40	48	26	274
Career		**377-906**	**41.6**	**148-428**	**34.6**	**161-205**	**78.5**	**49**	**283**	**332**	**148**	**17**	**112**	**129**	**126**	**1063**

Wilson
INDOOR GAME BALL
WCC
LMU
6
Lewis

JOSH DALTON

BASKETBALL NICKNAME	JD
FAVORITE PRO ATHLETE	KEVIN DURANT
FAVORITE PRO TEAM	2008 USA TEAM
MOST MEMORABLE MOMENT AT LMU	DINNER WITH THE STAFF
ATHLETE I ADMIRE MOST AND WHY	MY DAD BECAUSE HE MOTIVATES ME THE MOST
CURRENT OR FORMER LMU ATHLETE I MOST ENJOY WATCHING	BO KIMBLE
BEST THING ABOUT LMU AND LOS ANGELES	VIEW AND WEATHER
FAVORITE FOOD	WINGS, BLAZE PIZZA , BURGERS, SEAFOOD
LEAST FAVORITE FOOD	SUSHI
FAVORITE TV SHOW	MARTIN
IF I COULD INVITE THREE PEOPLE IN HISTORY TO DINNER	BARACK OBAMA, KOBE, MARTIN L KING
FAVORITE MOVIE	BAD BOYS
IF I DIDN'T PLAY BASKETBALL I WOULD	FOOTBALL
MOST FAMOUS PLAYER I'VE PLAYED WITH	KLAY THOMPSON
MOST FAMOUS PLAYER I'VE PLAYED AGAINST	ROB DELLINGHAM
SOMETHING MOST PEOPLE DON'T KNOW ABOUT ME	I TROLL A LOT
FAVORITE BASKETBALL MOVIE	LIKE MIKE
FAVORITE BASKETBALL MOVE	HESI PULL
FAVORITE PREGAME MEAL	CHICK-FIL-A
FAVORITE THING TO DO ON THE ROAD	LISTEN TO MUSIC
SPORT I'D BE PLAYING IF I DIDN'T PLAY BASKETBALL	FOOTBALL
FAVORITE PLACE I'VE VISITED	LA
PLACE I'D MOST LIKE TO VISIT	HAWAII
DREAM 1-ON-1 MATCHUP	ME VS KD
FAVORITE MUSICIAN	ROD WAVE
MY ADVICE TO YOUNGSTERS	KEEP GOD FIRST, WORK HARD, AND LISTEN
ONE WORD TO DESCRIBE MYSELF	INDEPENDENT
WHO INSPIRES ME TO BE BETTER	DAD AND MOM
SONG THAT ALWAYS PUTS ME IN A GOOD MOOD	INTENTIONAL TRAVIS GREENE
MAJOR AT LMU	SOCIOLOGY

Season Averages

SEASON	TEAM	GP	GS	MIN	FG	FG%	3PT	3P%	FT	FT%	OR	DR	REB	AST	BLK	STL	PF	TO	PTS
2023-24	UCLA	24	0	7.3	0.8-2.1	38.0	0.1-0.1	66.7	0.3-0.3	75.0	0.0	0.8	0.8	0.5	0.0	0.2	0.5	0.4	1.9
2024-25	LMU	32	0	19.3	2.4-5.0	47.2	0.1-0.3	22.2	1.5-2.1	73.1	0.6	2.3	2.9	2.4	0.3	0.7	1.9	1.8	6.3
Career		**56**	**0**	**14.2**	**1.7-3.8**	**45.0**	**0.1-0.2**	**33.3**	**1.0-1.3**	**73.3**	**0.3**	**1.6**	**2.0**	**1.6**	**0.2**	**0.5**	**1.3**	**1.2**	**4.4**

Season Totals

SEASON	TEAM	FG	FG%	3PT	3P%	FT	FT%	OR	DR	REB	AST	BLK	STL	PF	TO	PTS
2023-24	UCLA	19-50	38.0	2-3	66.7	6-8	75.0	0	18	18	11	0	5	11	10	46
2024-25	LMU	76-161	47.2	2-9	22.2	49-67	73.1	18	74	92	76	11	22	60	58	203
Career		**95-211**	**45.0**	**4-12**	**33.3**	**55-75**	**73.3**	**18**	**92**	**110**	**87**	**11**	**27**	**71**	**68**	**249**

adidas
WCC
LMU
7
wilson

JAN VIDE

FAVORITE PRO ATHLETE	CRISTIANO RONALDO
FAVORITE PRO TEAM	REAL MADRID
MOST MEMORABLE MOMENT AT LMU	BEING WITH A GUYS IN A LOCKER ROOM
BIGGEST ATHLETIC THRILL	WINNING
ATHLETE I ADMIRE MOST AND WHY	LUKA DONCIC FOR HIS DEDICATION TOWARDS HIS HOME COUNTRY
CURRENT OR FORMER LMU ATHLETE I MOST ENJOY WATCHING	JOVAN RISTIC
BEST THING ABOUT LMU AND LOS ANGELES	BEING IN LOS ANGELES
FAVORITE FOOD	EVERYTHING
LEAST FAVORITE FOOD	BROCCOLI
FAVORITE TV SHOW	DR. HOUSE
IF I COULD INVITE TWO PEOPLE IN HISTORY TO DINNER	MICHAEL JORDAN AND KOBE
FAVORITE MOVIE	DARK KNIGHT
IF I DIDN'T PLAY BASKETBALL I WOULD	BE SOCCER PLAYER
REASON WHY I WEAR MY JERSEY NUMBER	IS BECAUSE WHEN I STARTED PLAYING BASKETBALL I HAD NUMBER 7
MOST FAMOUS PLAYER I'VE PLAYED WITH	CHRIS PAUL
MOST FAMOUS PLAYER I'VE PLAYED AGAINST	CHRIS PAUL
SOMETHING MOST PEOPLE DON'T KNOW ABOUT ME	IS THAT I LOVE HOCKEY
FAVORITE BASKETBALL MOVIE	COACH CARTER
FAVORITE BASKETBALL MOVE	FLOATER
FAVORITE PREGAME MEAL	PASTA AND STEAK
FAVORITE THING TO DO ON THE ROAD	SLEEP IN A HOTEL
SPORT I'D BE PLAYING IF I DIDN'T PLAY BASKETBALL	SOCCER
FAVORITE PLACE I'VE VISITED	HAWAII
PLACE I'D MOST LIKE TO VISIT	MY HOME
DREAM 1-ON-1 MATCHUP	ME AND KOBE
FAVORITE MUSICIAN	CECA
MY ADVICE TO YOUNGSTERS	KEEP PRACTICING
WHO INSPIRES ME TO BE BETTER	MY SISTER
SONG THAT ALWAYS PUTS ME IN A GOOD MOOD	SLOVENIAN SONGS
MAJOR AT LMU	SOCIOLOGY

Season Averages

SEASON	TEAM	GP	GS	MIN	FG	FG%	3PT	3P%	FT	FT%	OR	DR	REB	AST	BLK	STL	PF	TO	PTS
2023-24	UCLA	24	0	7.3	0.8-2.1	38.0	0.1-0.1	66.7	0.3-0.3	75.0	0.0	0.8	0.8	0.5	0.0	0.2	0.5	0.4	1.9
2024-25	LMU	32	0	19.3	2.4-5.0	47.2	0.1-0.3	22.2	1.5-2.1	73.1	0.6	2.3	2.9	2.4	0.3	0.7	1.9	1.8	6.3
Career		**56**	**0**	**14.2**	**1.7-3.8**	**45.0**	**0.1-0.2**	**33.3**	**1.0-1.3**	**73.3**	**0.3**	**1.6**	**2.0**	**1.6**	**0.2**	**0.5**	**1.3**	**1.2**	**4.4**

Season Totals

SEASON	TEAM	FG	FG%	3PT	3P%	FT	FT%	OR	DR	REB	AST	BLK	STL	PF	TO	PTS
2023-24	UCLA	19-50	38.0	2-3	66.7	6-8	75.0	0	18	18	11	0	5	11	10	46
2024-25	LMU	76-161	47.2	2-9	22.2	49-67	73.1	18	74	92	76	11	22	60	58	203
Career		**95-211**	**45.0**	**4-12**	**33.3**	**55-75**	**73.3**	**18**	**92**	**110**	**87**	**11**	**27**	**71**	**68**	**249**

LMU
Wilson
INDOOR GAME BALL
NCAA
OFFICIAL GAME BALL

TANNER THOMAS

BASKETBALL NICKNAME	T-TIME
FAVORITE PRO ATHLETE	KOBE BRYANT
FAVORITE PRO TEAM	KNICKS
MOST MEMORABLE MOMENT AT LMU	COMMITTING TO THE TEAM
BIGGEST ATHLETIC THRILL	WINNING
ATHLETE I ADMIRE MOST AND WHY	JIMMY BUTLER, MODEL MY GAME AFTER HIM
CURRENT OR FORMER LMU ATHLETE I MOST ENJOY WATCHING	ANTHONY IRELAND
BEST THING ABOUT LMU AND LOS ANGELES	THE WEATHER
FAVORITE FOOD	CARIBBEAN FOOD
LEAST FAVORITE FOOD	MUSHROOMS
FAVORITE TV SHOW	NARUTO
IF I COULD INVITE THREE PEOPLE IN HISTORY TO DINNER	KOBE, MARK CUBAN, RIHANNA
FAVORITE MOVIE	THE LION KING
IF I DIDN'T PLAY BASKETBALL I WOULD	SOFTWARE DEVELOPER
REASON I WEAR MY JERSEY NUMBER	13 – YOU'RE UNLUCKY IF YOU HAVE TO GUARD ME
MOST FAMOUS PLAYER I'VE PLAYED WITH	TREMONT WATERS
MOST FAMOUS PLAYER I'VE PLAYED AGAINST	TERRANCE CLARKE
SOMETHING MOST PEOPLE DON'T KNOW ABOUT ME	I WAS ON THE CHESS TEAM
FAVORITE BASKETBALL MOVIE	HE GOT GAME
FAVORITE BASKETBALL MOVE	SPIN MOVE/ FADEAWAY
FAVORITE PREGAME MEAL	RICE CHICKEN
FAVORITE THING TO DO ON THE ROAD	PLAY CHESS
SPORT I'D BE PLAYING IF I DIDN'T PLAY BASKETBALL	SOCCER
FAVORITE PLACE I'VE VISITED	BARBADOS
PLACE I'D MOST LIKE TO VISIT	JAPAN
DREAM 1-ON-1 MATCHUP	KOBE BRYANT
FAVORITE MUSICIAN	MARY J BLIGE
MY ADVICE TO YOUNGSTERS	STAY CONSISTENT
ONE WORD TO DESCRIBE MYSELF	FOCUSED
WHO INSPIRES ME TO BE BETTER	MY BROTHER
SONG THAT ALWAYS PUTS ME IN A GOOD MOOD	TELL ME - GROOVE THEORY
MAJOR AT LMU	EDUCATION

Season Averages

SEASON	TEAM	GP	GS	MIN	FG	FG%	3PT	3P%	FT	FT%	OR	DR	REB	AST	BLK	STL	PF	TO	PTS
2021-22	SHU SHU	15	0	11.6	2.0-3.8	52.6	0.0-0.3	0.0	0.7-0.8	83.3	0.9	1.3	2.3	0.8	0.2	0.1	1.3	0.9	4.7
2022-23	SHU SHU	31	5	20.7	2.9-5.9	49.5	0.4-1.3	29.3	0.7-0.8	80.8	1.8	2.8	4.6	0.7	0.5	0.6	2.0	1.4	6.9
2023-24	SHU SHU	9	9	24.2	4.0-9.0	44.4	1.6-3.2	48.3	1.2-1.3	91.7	1.1	4.4	5.6	0.4	0.4	1.4	2.1	2.0	10.8
2024-25	SHU SHU	28	27	30.3	6.0-13.1	45.4	1.5-4.1	37.7	1.0-1.4	72.5	1.7	4.4	6.1	1.4	0.5	0.6	2.0	1.5	14.5
Career		**83**	**41**	**22.7**	**3.9-8.3**	**47.0**	**0.8-2.3**	**36.7**	**0.9-1.1**	**78.9**	**1.5**	**3.3**	**4.8**	**0.9**	**0.4**	**0.6**	**1.9**	**1.4**	**9.5**

Season Totals

SEASON	TEAM	FG	FG%	3PT	3P%	FT	FT%	OR	DR	REB	AST	BLK	STL	PF	TO	PTS
2021-22	SHU SHU	30-57	52.6	0-4	0.0	10-12	83.3	14	20	34	12	3	2	19	13	70
2022-23	SHU SHU	91-184	49.5	12-41	29.3	21-26	80.8	55	88	143	22	14	18	63	42	215
2023-24	SHU SHU	36-81	44.4	14-29	48.3	11-12	91.7	10	40	50	4	4	13	19	18	97
2024-25	SHU SHU	167-368	45.4	43-114	37.7	29-40	72.5	48	124	172	40	14	16	57	41	406
Career		**324-690**	**47.0**	**69-188**	**36.7**	**71-90**	**78.9**	**127**	**272**	**399**	**78**	**35**	**49**	**158**	**114**	**788**

LMU
16
adidas
Wilson

AARON MCBRIDE

FAVORITE PRO ATHLETE	LEBRON JAMES
FAVORITE PRO TEAM	LAKERS
BIGGEST ATHLETIC THRILL	WINNING CIF OPEN DIVISION CHAMPIONSHIP 2022-2023
ATHLETE I ADMIRE MOST AND WHY	MICHAEL JORDAN - WINNING ATTITUDE
CURRENT OR FORMER LMU ATHLETE I MOST ENJOY WATCHING	KELI LEAUPEPE
BEST THING ABOUT LMU AND LOS ANGELES	CULTURE AND ENVIRONMENT. IT'S LIKE NO OTHER PLACE IN THE WORLD.
FAVORITE FOOD	BACON
LEAST FAVORITE FOOD	ENCHILADAS
FAVORITE TV SHOW	TEEN TITANS
IF I COULD INVITE THREE PEOPLE IN HISTORY TO DINNER	MJ, BILL GATES, MARTIN LUTHER KING
FAVORITE MOVIE	THE LEGEND OF THE 10 RINGS
IF I DIDN'T PLAY BASKETBALL I WOULD	BE A COMPUTER PROGRAMMER
REASON I WHERE MY BASKETBALL NUMBER	LUCKY
MOST FAMOUS PLAYER I'VE PLAYED WITH	JARED MCCAIN
MOST FAMOUS PLAYER I'VE PLAYED AGAINST	BRONNY JAMES
SOMETHING MOST PEOPLE DON'T KNOW ABOUT ME	I WRITE COMPUTER PROGRAMS
FAVORITE BASKETBALL MOVE	EURO STEP
FAVORITE PREGAME MEAL	LITE SNACK (MUFFIN)
FAVORITE THING TO DO ON THE ROAD	LISTEN TO MUSIC
SPORT I'D BE PLAYING IF I DIDN'T PLAY BASKETBALL	SOCCER
FAVORITE PLACE I'VE VISITED	UNIVERSAL STUDIOS
PLACE I'D MOST LIKE TO VISIT	LONDON
DREAM 1-ON-1 MATCHUP	MJ VS LEBRON
FAVORITE MUSICIAN	DRAKE
MY ADVICE TO YOUNGSTERS	WORK HARD
ONE WORD TO DESCRIBE MYSELF	ADAPTABLE
WHO INSPIRES ME TO BE BETTER	MY BROTHER
SONG THAT ALWAYS PUTS ME IN A GOOD MOOD	HAPPY BY PHARRELL WILLIAMS
MAJOR AT LMU	COMPUTER SCIENCE

Season Averages

SEASON	TEAM	GP	GS	MIN	FG	FG%	3PT	3P%	FT	FT%	OR	DR	REB	AST	BLK	STL	PF	TO	PTS
2023-24	LMU	18	3	9.1	0.7-1.4	52.0	0.1-0.4	28.6	0.2-0.4	42.9	0.9	1.0	1.9	0.6	0.2	0.3	0.3	0.2	1.7
2024-25	LMU	32	11	16.9	1.6-2.3	67.6	0.0-0.0	0.0	0.7-0.9	73.3	1.3	1.6	2.9	1.0	0.8	0.5	1.9	0.3	3.8
Career		**50**	**14**	**14.1**	**1.3-2.0**	**63.6**	**0.0-0.1**	**28.6**	**0.5-0.7**	**67.6**	**1.1**	**1.4**	**2.5**	**0.9**	**0.6**	**0.4**	**1.3**	**0.3**	**3.1**

Season Totals

SEASON	TEAM	FG	FG%	3PT	3P%	FT	FT%	OR	DR	REB	AST	BLK	STL	PF	TO	PTS
2023-24	LMU	13-25	52.0	2-7	28.6	3-7	42.9	17	18	35	11	4	6	6	3	31
2024-25	LMU	50-74	67.6	0-0	0.0	22-30	73.3	40	52	92	33	26	16	61	11	122
Career		**63-99**	**63.6**	**2-7**	**28.6**	**25-37**	**67.6**	**57**	**70**	**127**	**44**	**30**	**22**	**67**	**14**	**153**

LMU
22
Wilson
NCAA

RICK ISSANZA

BASKETBALL NICKNAME	PHRIQKO
FAVORITE PRO ATHLETE	RUDY GOBERT, CLINT CAPELA, DWIGHT HOWARD
FAVORITE PRO TEAM	LAKERS
MOST MEMORABLE MOMENT AT LMU	WHEN I COME ON MY VISIT. THEY MADE ME FEEL WELCOME
BIGGEST ATHLETIC THRILL	DUNKING ON SOMEONE AND POINT AT THEM
ATHLETE I ADMIRE MOST AND WHY	ATHLETE THAT I ADMIRE MOST IS DWIGHT HOWARD BECAUSE IT
CURRENT OR FORMER LMU ATHLETE I MOST ENJOY WATCHING	ALEX MERKVILADZE
BEST THING ABOUT LMU AND LOS ANGELES	LOCATION, WEATHER, AND VIEW
FAVORITE FOOD	SEAFOOD
LEAST FAVORITE FOOD	LASAGNA
FAVORITE TV SHOW	CONTROL Z
IF I COULD INVITE ONE PERSON IN HISTORY TO DINNER	LEBRON JAMES
FAVORITE MOVIE	INTRUDER
IF I DIDN'T PLAY BASKETBALL I WOULD	BE AN ARTIST
MOST FAMOUS PLAYER I'VE PLAYED WITH	EMMANUEL TSHIMANGA
MOST FAMOUS PLAYER I'VE PLAYED AGAINST	EMMANUEL TSHIMANGA
SOMETHING MOST PEOPLE DON'T KNOW ABOUT ME	I'M DON'T LIKE ACTION MOVIES
FAVORITE BASKETBALL MOVIE	LOVE AND BASKETBALL
FAVORITE BASKETBALL MOVE	HOOK SHOT
FAVORITE PREGAME MEAL	SALMON AND MAC CHEESE
FAVORITE THING TO DO ON THE ROAD	VISIT A MUSEUM
SPORT I'D BE PLAYING IF I DIDN'T PLAY BASKETBALL	SOCCER
FAVORITE PLACE I'VE VISITED	TIME SQUARE IN NEW YORK
PLACE I'D MOST LIKE TO VISIT	GREECE
DREAM 1-ON-1 MATCHUP	DWIGHT HOWARD
FAVORITE MUSICIAN	BOOBA
MY ADVICE TO YOUNGSTERS	ALWAYS LEARNING. LEARNING NEVER ENDS.
ONE WORD TO DESCRIBE MYSELF	PERSISTENT
WHO INSPIRES ME TO BE BETTER	MY DAD
SONG THAT ALWAYS PUTS ME IN A GOOD MOOD	BOOBA - SI TU SAVAIS
MAJOR AT LMU	AFRICAN AMERICAN STUDIES

Season Averages

SEASON	TEAM	GP	GS	MIN	FG	FG%	3PT	3P%	FT	FT%	OR	DR	REB	AST	BLK	STL	PF	TO	PTS
2020-21	OU	5	0	4.6	0.2-0.6	33.3	0.0-0.0	0.0	0.4-0.8	50.0	0.6	1.2	1.8	0.0	0.4	0.2	0.4	0.0	0.8
2021-22	OU	12	1	4.1	0.3-0.7	37.5	0.0-0.0	0.0	0.2-0.5	33.3	0.3	0.5	0.8	0.1	0.1	0.0	0.4	0.2	0.7
2022-23	LMU	28	24	16.0	1.5-2.5	62.3	0.0-0.0	0.0	0.5-1.2	45.5	1.5	2.7	4.2	0.3	1.0	0.2	1.8	1.2	3.6
2023-24	LMU	10	3	10.6	0.7-1.2	58.3	0.0-0.0	0.0	0.3-0.6	50.0	1.3	2.6	3.9	0.1	1.0	0.0	1.7	0.7	1.7
2024-25	LMU	26	17	14.5	1.3-1.9	68.0	0.0-0.0	0.0	0.4-0.8	45.5	1.0	2.1	3.1	0.2	1.1	0.2	1.3	0.6	3.0
Career		**81**	**45**	**12.4**	**1.1-1.8**	**62.0**	**0.0-0.0**	**0.0**	**0.4-0.9**	**45.1**	**1.1**	**2.1**	**3.2**	**0.2**	**0.8**	**0.2**	**1.3**	**0.7**	**2.6**

Season Totals

SEASON	TEAM	FG	FG%	3PT	3P%	FT	FT%	OR	DR	REB	AST	BLK	STL	PF	TO	PTS
2020-21	OU	1-3	33.3	0-0	0.0	2-4	50.0	3	6	9	0	2	1	2	0	4
2021-22	OU	3-8	37.5	0-0	0.0	2-6	33.3	4	6	10	1	1	0	5	2	8
2022-23	LMU	43-69	62.3	0-0	0.0	15-33	45.5	42	76	118	7	27	6	51	33	101
2023-24	LMU	7-12	58.3	0-0	0.0	3-6	50.0	13	26	39	1	10	0	17	7	17
2024-25	LMU	34-50	68.0	0-0	0.0	10-22	45.5	26	54	80	5	28	6	34	15	78
Career		**88-142**	**62.0**	**0-0**	**0.0**	**32-71**	**45.1**	**88**	**168**	**256**	**14**	**68**	**13**	**109**	**57**	**208**

LMU
24
wilson
EVO NXT

JAEL MARTIN

FAVORITE PRO ATHLETE	PAUL GEORGE
FAVORITE PRO TEAM	GOLDEN STATE WARRIORS
ATHLETE I ADMIRE MOST AND WHY	KOBE BRYANT BECAUSE OF HIS WORK ETHIC
CURRENT OR FORMER LMU ATHLETE I MOST ENJOY WATCHING	HANK GATHERS
BEST THING ABOUT LMU AND LOS ANGELES	THE LOCATION
FAVORITE FOOD	TACOS
LEAST FAVORITE FOOD	BROCCOLI
FAVORITE TV SHOW	ALL AMERICAN
IF I COULD INVITE TWO PEOPLE IN HISTORY TO DINNER	MLK, MICHAEL JACKSON, USAIN BOLT
FAVORITE MOVIE	THE HATE YOU GIVE
IF I DIDN'T PLAY BASKETBALL I WOULD	BE AN ENTREPRENEUR
REASON WHY I WEAR MY JERSEY NUMBER	WAS MY CHILDHOOD NUMBER GROWING UP, ALSO PAYING RESPECTS TO KOBE BRYANT
MOST FAMOUS PLAYER I'VE PLAYED WITH	TARI EASON
MOST FAMOUS PLAYER I'VE PLAYED AGAINST	MICHAEL JORDAN
SOMETHING MOST PEOPLE DON'T KNOW ABOUT ME	I CAN PLAY THE SAXOPHONE
FAVORITE BASKETBALL MOVIE	HUSTLE
FAVORITE BASKETBALL MOVE	HESITATION PULL-UP
FAVORITE PREGAME MEAL	CHEEZ-ITS
FAVORITE THING TO DO ON THE ROAD	LISTEN TO MUSIC, PLAY GAMES
SPORT I'D BE PLAYING IF I DIDN'T PLAY BASKETBALL	FOOTBALL
FAVORITE PLACE I'VE VISITED	CANCUN, MEXICO
PLACE I'D MOST LIKE TO VISIT	PARIS
DREAM 1-ON-1 MATCHUP	KEVIN DURANT
FAVORITE MUSICIAN	GUNNA
MY ADVICE TO YOUNGSTERS	KEEP WORKING AT WHATEVER BRINGS YOU JOY AND EVENTUALLY IT WILL PAY OFF
ONE WORD TO DESCRIBE MYSELF	COURAGEOUS
WHO INSPIRES ME TO BE BETTER	MY FAMILY, FRIENDS, AND COACHES.
SONG THAT ALWAYS PUTS ME IN A GOOD MOOD	WHILE WE'RE YOUNG BY JHENE AIKO
MAJOR AT LMU	ECONOMICS

adidas
WCC
LMU
35

ROKAS JOCIUS

BASKETBALL NICKNAME	PEOPLE CALL ME ROK OR BIG ROK
FAVORITE PRO ATHLETE	NIKOLA JOKIC
FAVORITE PRO TEAM	VILNIAUS "RYTAS"
BIGGEST ATHLETIC THRILL	PLAY AN AWAY GAME AGAINST SOLD-OUT CROWD
ATHLETE I ADMIRE MOST AND WHY	NIKOLA JOKIC BECAUSE HE'S DOWN-TO-EARTH AND LIVES A PRIVATE LIFE
BEST THING ABOUT LMU AND LOS ANGELES	THE WEATHER
FAVORITE FOOD	BIRRIA TACOS
LEAST FAVORITE FOOD	RAISINS
FAVORITE TV SHOW	BREAKING BAD
IF I COULD INVITE THREE PEOPLE IN HISTORY TO DINNER	KOBE, JOKIC, TYLER THE CREATOR
FAVORITE MOVIE	UNTOUCHABLES (FRENCH VERSION)
IF I DIDN'T PLAY BASKETBALL I WOULD	I'D BE A COOK
REASON I WEAR MY JERSEY NUMBER	I COULDN'T WEAR 18 AT THE START OF COLLEGE CAREER AND 35 LOOKED LIKE A GOOD NUMBER
MOST FAMOUS PLAYER I'VE PLAYED WITH	ANDREW GOUDELOCK
MOST FAMOUS PLAYER I'VE PLAYED AGAINST	NIGEL HAYES-DAVIS AND THOMAS WALKUP
SOMETHING MOST PEOPLE DON'T KNOW ABOUT ME	I'M LEFT HANDED
FAVORITE BASKETBALL MOVIE	COACH CARTER
FAVORITE BASKETBALL MOVE	PUMP FAKE
FAVORITE PREGAME MEAL	FISH, RICE, AND A LOT OF FRUIT
FAVORITE THING TO DO ON THE ROAD	TAKE A WALK DAY BEFORE A GAME
SPORT I'D BE PLAYING IF I DIDN'T PLAY BASKETBALL	VOLLEYBALL
FAVORITE PLACE I'VE VISITED	ITALY
PLACE I'D MOST LIKE TO VISIT	JAPAN
DREAM 1-ON-1 MATCHUP	GIANNIS
FAVORITE MUSICIAN	KENDRICK LAMAR
MY ADVICE TO YOUNGSTERS	FORM RELATIONSHIPS WITH ALL KINDS OF PEOPLE AND BE HUMBLE
ONE WORD TO DESCRIBE MYSELF	CHILL
WHO INSPIRES ME TO BE BETTER	MY LONG-TIME GIRLFRIEND
SONG THAT ALWAYS PUTS ME IN A GOOD MOOD	RAIN OVER ME - PITBULL
MAJOR AT LMU	ECONOMICS

Season Averages

SEASON	TEAM	GP	GS	MIN	FG	FG%	3PT	3P%	FT	FT%	OR	DR	REB	AST	BLK	STL	PF	TO	PTS
2022-23	LAS	28	2	14.8	2.0-3.9	50.0	0.2-0.5	38.5	0.4-0.8	45.5	1.4	1.9	3.3	0.2	0.9	0.2	1.5	0.5	4.5
2023-24	LAS	33	27	23.2	3.6-6.5	56.1	0.5-1.2	38.5	0.8-1.6	48.1	1.7	3.8	5.4	0.4	0.9	0.4	2.5	1.0	8.5
2024-25	UCF	25	2	8.5	0.8-2.0	42.0	0.1-0.5	15.4	0.2-0.3	71.4	0.6	1.0	1.6	0.3	0.2	0.0	1.4	0.4	2.0
Career		**86**	**31**	**16.2**	**2.3-4.3**	**52.4**	**0.3-0.8**	**33.8**	**0.5-1.0**	**49.4**	**1.3**	**2.3**	**3.6**	**0.3**	**0.7**	**0.2**	**1.8**	**0.7**	**5.3**

Season Totals

SEASON	TEAM	FG	FG%	3PT	3P%	FT	FT%	OR	DR	REB	AST	BLK	STL	PF	TO	PTS
2022-23	LAS	55-110	50.0	5-13	38.5	10-22	45.5	39	54	93	5	24	6	41	14	125
2023-24	LAS	120-214	56.1	15-39	38.5	26-54	48.1	55	124	179	12	29	14	82	32	281
2024-25	UCF	21-50	42.0	2-13	15.4	5-7	71.4	16	24	40	7	5	0	34	10	49
Career		**196-374**	**52.4**	**22-65**	**33.8**	**41-83**	**49.4**	**110**	**202**	**312**	**24**	**58**	**20**	**157**	**56**	**455**

LMU
40
Wilson
EVO

COOPER SMITH

BASKETBALL NICKNAME	COOP
FAVORITE PRO ATHLETE	ANTHONY EDWARDS
FAVORITE PRO TEAM	MILWAUKEE BUCKS
BIGGEST ATHLETIC THRILL	GAME WINNING DUNK
ATHLETE I ADMIRE MOST AND WHY	MICHAEL PHELPS BECAUSE HE WINS AT EVERYTHING
BEST THING ABOUT LMU AND LOS ANGELES	IN-N-OUT BURGER
FAVORITE FOOD	MILKSHAKES
LEAST FAVORITE FOOD	ANY KIND OF SALAD
FAVORITE TV SHOW	BIG BANG THEORY
IF I COULD INVITE THREE PEOPLE IN HISTORY TO DINNER	SHAQ, ADAM SANDLER, SNOOP
FAVORITE MOVIE	THE HANGOVER
IF I DIDN'T PLAY BASKETBALL I WOULD	BE A SKI JUMPER
REASON I WEAR MY JERSEY NUMBER	I LOOK TOUGH IN IT
MOST FAMOUS PLAYER I'VE PLAYED AGAINST	KON KNUEPPEL
SOMETHING MOST PEOPLE DON'T KNOW ABOUT ME	I'M A GREAT DANCER
FAVORITE BASKETBALL MOVIE	SEMI-PRO
FAVORITE BASKETBALL MOVE	EXTENDO
FAVORITE PREGAME MEAL	JERSEY MIKE'S HAM SANDWICH
FAVORITE THING TO DO ON THE ROAD	EAT OUT
SPORT I'D BE PLAYING IF I DIDN'T PLAY BASKETBALL	VOLLEYBALL
FAVORITE PLACE I'VE VISITED	COLORADO MOUNTAINS
PLACE I'D MOST LIKE TO VISIT	AUSTRALIA
DREAM 1-ON-1 MATCHUP	KYRIE
FAVORITE MUSICIAN	KENDRICK LAMAR
MY ADVICE TO YOUNGSTERS	DO WHAT YOU LIKE DOING
ONE WORD TO DESCRIBE MYSELF	UNIQUE
WHO INSPIRES ME TO BE BETTER	PARENTS
SONG THAT ALWAYS PUTS ME IN A GOOD MOOD	DRIP TOO HARD
MAJOR AT LMU	BUSINESS ANALYTICS AND INFORMATION SYSTEMS

Wilson
INDOOR GAME BALL
NCAA
OFFICIAL GAME BALL
LMU
41

KEVIN CARNEY

BASKETBALL NICKNAME	KEV
FAVORITE PRO ATHLETE	DAMIAN LILLARD
FAVORITE PRO TEAM	WARRIORS
MOST MEMORABLE MOMENT AT LMU	JOINING THE TEAM
BIGGEST ATHLETIC THRILL	GAME WINNER
ATHLETE I ADMIRE MOST AND WHY	STEPH CURRY BECAUSE OF HIS WORK ETHIC
CURRENT OR FORMER LMU ATHLETE I MOST ENJOY WATCHING	QUENTIN JACKSON
BEST THING ABOUT LMU AND LOS ANGELES	THE WEATHER AND PEOPLE
FAVORITE FOOD	STEAK
LEAST FAVORITE FOOD	TOMATOES
FAVORITE TV SHOW	PRISON BREAK
IF I COULD INVITE THREE PEOPLE IN HISTORY TO DINNER	MICHAEL JORDAN, KOBE BRYANT, LEONARDO DICAPRIO
FAVORITE MOVIE	THE PURSUIT OF HAPPYNESS
IF I DIDN'T PLAY BASKETBALL I WOULD	BECOME A CHEF
MOST FAMOUS PLAYER I'VE PLAYED WITH	KY BOWMAN
MOST FAMOUS PLAYER I'VE PLAYED AGAINST	JORDAN POOLE
SOMETHING MOST PEOPLE DON'T KNOW ABOUT ME	I HAVE A TWIN BROTHER
FAVORITE BASKETBALL MOVIE	HOOSIERS
FAVORITE BASKETBALL MOVE	CROSS-OVER
FAVORITE PREGAME MEAL	TURKEY SANDWICH
FAVORITE THING TO DO ON THE ROAD	HANG OUT WITH TEAMMATES
SPORT I'D BE PLAYING IF I DIDN'T PLAY BASKETBALL	BASEBALL
FAVORITE PLACE I'VE VISITED	IRELAND
PLACE I'D MOST LIKE TO VISIT	CROATIA
DREAM 1-ON-1 MATCHUP	KYRIE IRVING
FAVORITE MUSICIAN	DRAKE
MY ADVICE TO YOUNGSTERS	FOLLOW YOUR DREAMS
ONE WORD TO DESCRIBE MYSELF	AMBITIOUS
WHO INSPIRES ME TO BE BETTER	MY FAMILY
SONG THAT ALWAYS PUTS ME IN A GOOD MOOD	GOOD DAY (IAN DIORR)
MAJOR AT LMU	BUSINESS UNDECLARED

Season Averages

SEASON	TEAM	GP	GS	MIN	FG	FG%	3PT	3P%	FT	FT%	OR	DR	REB	AST	BLK	STL	PF	TO	PTS
2023-24	LMU	8	0	2.4	0.0-0.3	0.0	0.0-0.3	0.0	0.0-0.0	0.0	0.0	0.0	0.0	0.0	0.0	0.1	0.8	0.1	0.0
2024-25	LMU	6	0	1.8	0.2-0.5	33.3	0.2-0.5	33.3	0.0-0.0	0.0	0.0	0.0	0.0	0.2	0.0	0.0	0.3	0.0	0.5
Career		**14**	**0**	**2.1**	**0.1-0.4**	**20.0**	**0.1-0.4**	**20.0**	**0.0-0.0**	**0.0**	**0.0**	**0.0**	**0.0**	**0.1**	**0.0**	**0.1**	**0.6**	**0.1**	**0.2**

Season Totals

SEASON	TEAM	FG	FG%	3PT	3P%	FT	FT%	OR	DR	REB	AST	BLK	STL	PF	TO	PTS
2023-24	LMU	0-2	0.0	0-2	0.0	0-0	0.0	0	0	0	0	0	1	6	1	0
2024-25	LMU	1-3	33.3	1-3	33.3	0-0	0.0	0	0	0	1	0	0	2	0	3
Career		**1-5**	**20.0**	**1-5**	**20.0**	**0-0**	**0.0**	**0**	**0**	**0**	**1**	**0**	**1**	**8**	**1**	**3**

LMU
42

GEORGE TUPY

FAVORITE PRO ATHLETE	JAYSON TATUM
FAVORITE PRO TEAM	CELTICS
MOST MEMORABLE MOMENT AT LMU	GETTING THE EMAIL THAT I HAVE BEEN ADDED TO THE ROSTER
BIGGEST ATHLETIC THRILL	PLAYING AGAINST SIERRA CANYON AT HOME IN HIGH SCHOOL
ATHLETE I ADMIRE MOST AND WHY	C.J. STROUD BECAUSE HE GIVES PRAISE AND GLORY TO GOD AND JESUS CHRIST BEFORE EVERY PRESS CONFERENCE.
CURRENT OR FORMER LMU ATHLETE I MOST ENJOY WATCHING	CAM SHELTON
BEST THING ABOUT LMU AND LOS ANGELES	IT IS THE BEST PLACE TO LIVE/GO TO SCHOOL, CLOSE TO EVERYTHING, (THE BEACH, GREAT RESTAURANTS, ICONIC PLACES)
FAVORITE FOOD	ANY AND ALL SEAFOOD
LEAST FAVORITE FOOD	PICKLES
FAVORITE TV SHOW	HOW TO GET AWAY WITH MURDER
IF I COULD INVITE TWO PEOPLE IN HISTORY TO DINNER	KOBE BRYANT, JOHN D ROCKEFELLER, AND ST. FRANCIS OF ASSISI
FAVORITE MOVIE	THE WOLF OF WALL STREET
IF I DIDN'T PLAY BASKETBALL I WOULD	SPEND MY TIME DAY TRADING OR AFFILIATE MARKETING
MOST FAMOUS PLAYER I'VE PLAYED WITH	JACKSON MOSLEY, SON OF JOHN MOSLEY, LAST CHANCE U BASKETBALL
MOST FAMOUS PLAYER I'VE PLAYED AGAINST	BRONNY JAMES
FAVORITE BASKETBALL MOVIE	HUSTLE
FAVORITE BASKETBALL MOVE	IN AND OUT FLOAT TO THE RIGHT BASELINE INTO A FADEAWAY MIDRANGE
FAVORITE PREGAME MEAL	BBQ
FAVORITE THING TO DO ON THE ROAD	SLEEP
SPORT I'D BE PLAYING IF I DIDN'T PLAY BASKETBALL	VOLLEYBALL
FAVORITE PLACE I'VE VISITED	ASSISI, ITALY
PLACE I'D MOST LIKE TO VISIT	THE SWISS ALPS
DREAM 1-ON-1 MATCHUP	ME VS JAYSON TATUM
FAVORITE MUSICIAN	MORGAN WALLEN
MY ADVICE TO YOUNGSTERS	DISCIPLINE BEATS MOTIVATION EVERY TIME
ONE WORD TO DESCRIBE MYSELF	BOISTEROUS
WHO INSPIRES ME TO BE BETTER	MY DAD
SONG THAT ALWAYS PUTS ME IN A GOOD MOOD	CAN'T HOLD US BY MACKLEMORE
MAJOR AT LMU	FINANCE

Season Averages

SEASON	TEAM	GP	GS	MIN	FG	FG%	3PT	3P%	FT	FT%	OR	DR	REB	AST	BLK	STL	PF	TO	PTS
2023-24	LMU	1	0	4.0	0.0-0.0	0.0	0.0-0.0	0.0	0.0-0.0	0.0	0.0	0.0	0.0	0.0	0.0	0.0	0.0	0.0	0.0
2024-25	LMU	5	0	2.0	0.2-0.2	100.0	0.0-0.0	0.0	0.0-0.0	0.0	0.0	0.4	0.4	0.0	0.0	0.0	0.0	0.0	0.4
Career		**6**	**0**	**2.3**	**0.2-0.2**	**100.0**	**0.0-0.0**	**0.0**	**0.0-0.0**	**0.0**	**0.0**	**0.3**	**0.3**	**0.0**	**0.0**	**0.0**	**0.0**	**0.0**	**0.3**

Season Totals

SEASON	TEAM	FG	FG%	3PT	3P%	FT	FT%	OR	DR	REB	AST	BLK	STL	PF	TO	PTS
2024-25	LMU	1-1	100.0	0-0	0.0	0-0	0.0	0	2	2	0	0	0	0	0	2
Career		**1-1**	**100.0**	**0-0**	**0.0**	**0-0**	**0.0**	**0**	**2**	**2**	**0**	**0**	**0**	**0**	**0**	**2**

Electrifying Access
for Every Journey
EV PARKING ONLY
Save up to $4,000
on used EVs & hybrids!
Save up to $1,500
on EV chargers!
LADWP.com/EV
LA DWP
Los Angeles
Department of
Water & Power

TEAM GPA
3.63
SUMMER
SEMESTER
#RAISETHESTANDARD
LMU

Stan Johnson
Head Coach

Loyola Marymount University named Stan Johnson as its new men's basketball head coach on March 20, 2020.

In Johnson's third season at LMU, he did something that no other coach in West Coast Conference history has ever done. Johnson's Lions beat Gonzaga, Saint Mary's, and BYU all in the same season, with two of those wins coming with the Zags and Gaels holding top-15 rankings. The Lions earned the highest ranked win in program history on Jan. 19, 2023, by defeating the sixth-ranked Gonzaga Bulldogs in Spokane and ending GU's 75-game home win streak, run of 93 straight wins over unranked teams, and 25 consecutive wins over the Lions. Johnson's Lions beat their second nationally ranked team on Feb. 9, 2023, as LMU defended home court and beat 15th-ranked Saint Mary's at Gersten Pavilion becoming the first LMU basketball team with multiple wins over top-15 programs and multiple wins over ranked teams for the first time in over a decade. In total, LMU beat four NCAA Tournament teams in 2022-23, with LMU defeating both Nevada and Grand Canyon in consecutive games in the non-conference. The Lions also won the Jamaica Classic in November of 2022 with wins over Georgetown and Wake Forest in Montego Bay.

LMU won 19 games in Johnson's third year, the third-most since 1990. By the numbers, 2022-23 saw achievements that few LMU team had done in over three decades. The Lions won 10 non-conference games for just the third time since 1988 and won nine WCC contests for the second time since 1991. The success in conference play resulted in a fourth-place finish and LMU's first double-bye into the WCC Tournament in 11 seasons. Johnson is the first LMU coach with a third and fourth place finish on his resume since 1992.

Under Johnson's tutelage, Cam Shelton was named to the All-WCC First Team after leading the WCC in overall scoring at 21.23 ppg and scoring in conference games at 23.31 ppg. Shelton had the most 30-point games in the WCC in 2022-23 and became the first LMU player since Terrell Lowery in 1992 to score 40-points in a game. Shelton was WCC Player of the Week three times, named as a Lou Henson Award National Player of the Year finalist, and was named the Lou Henson Award National Player of the Week after leading LMU to the win over Gonzaga in Spokane.

Keli Leaupepe was named to the WCC Honorable Mention Team, and both of Johnson's captains, Shelton and Leaupepe, were named to the WCC All-Academic Team. The Lions set another new program-record team GPA in Winter of 2022 and had four players make the Dean's List that semester.

In 2024-25, Johnson led LMU to two separate win streaks of five

"Stan Johnson is a great hire for LMU. I know Stan's work well as he did a tremendous job at Marquette.

The Lions have a tremendous person and ccoach, and I know he will be missed at MU. Welcome to LA Stan, I am looking forward to watching you work."

Doc Rivers
- NBA Champion and Coach of The Year

games apiece. The Lions closed out non-conference play with five wins in a row and then, for the first time since 1991, won five consecutive wins in conference play. Johnson became the first head coach at LMU to have three winning seasons in a five-year span since Paul Westhead in 1990.

For the second time in the last three years, the LMU Men's Basketball team left foreign soil as MTE Champions. The Lions followed their 2022 Jamaica Classic title with a second in-season tournament title during his tenure leading the Lions. The Lions defeated Belmont in the opening game of the tournament and then overcame a 10-point deficit with less than six minutes to play in the second half to clinch the Championship.

Following the season, Jevon Porter and Caleb Stone-Carrawell were named to the All-WCC Honorable Mention team. For the fourth consecutive, LMU men's basketball had two players selected to the West Coast Conference's All-Academic Team. Rick Issanza and Alex Merkviladze have been voted to the league's All-Academic team with Lamaj Lewis earning Honorable Mention recognition.

The 2020-21 season saw meteoric growths across the board for LMU men's basketball. The Lions finished in the top three of the West Coast Conference standings for the first time since 2005-06. In his first season as head coach, Stan Johnson guided his team through the COVID-19 pandemic and posted a winning record in the WCC for the first time since 2011-12.

LMU has posted a top-100 ranking in the NCAA's NET, college basketball's comprehensive metric that takes into account record, quality opponents faced, and game location, among others. LMU's 95 ranking is the highest NET (or RPI at that time) since the Elite Eight season of 1990.

Four Lions received All-WCC recognition this season, including Eli Scott's selection as a First Team All-Conference selection, Jalin Anderson being named to

the All-Freshman team, and Dameane Douglas and Keli Leaupepe each receiving honorable mention team selections. As a team, the Lions posted the most 20+ point wins since 1990-91.

Off the court, Johnson's team recorded a program-record GPA in his first semester as head coach (Fall 2020).

Johnson coached five seasons at Marquette University and was promoted to as-

"LMU made a grand-slam hire. Stan is an elite human being, coach, and makes everyone he comes in contact with better for that interaction.

We are so happy for the entire Johnson family as it realizes a life-long dream with a high quality program and University. My family and I are all LMU fans now!"

Steve Wojciechowski
- Former Head Coach - Marquette

POSTSEASON BERTHS

2018-19	NCAA Tournament (Round of 64) - Marquette University
2017-18	NIT Tournament (Quarterfinals) - Marquette University
2016-17	NCAA Tournament (Round of 64) - Marquette University
2014-15	NIT Tournament (Second Round) - Arizona State University
2013-14	NCAA Tournament (Round of 64) - Arizona State University
2011-12	CollegeInsider.com Tournament (Second Round) - Drake University
2008-09	NCAA Tournament (Round of 64) - University of Utah
2005-06	NCAA Tournament (Second Round) - Southwest Baptist University
2003-04	NCAA Tournament - (First Round) - Bemidji State University

COACH JOHNSON

COACHING EXPERIENCE:

2020-Present	LMU, Head Coach
2017-20	Marquette University, Associate Head Coach
2015-17	Marquette University, Assistant Coach
2013-15	Arizona State University, Assistant Coach
2011-13	Drake University, Assistant Coach
2008-11	University of Utah, Assistant Coach
2007-08	Cal State Northridge, Assistant Coach
2004-07	Southwest Baptist University, Assistant Coach
2003-04	Bemidji State University, Assistant Coach

PLAYING EXPERIENCE

2002-2003	Bemidji State University
1998-2001	Southern Utah University

PERSONAL

Education:	Bimidji State University (2002-03) Southern Utah University (1998-2001), B.A. in Communication '03
Family:	He and his wife Brittany have three children, Brooklynn, Myles and Braylon.

sociate head coach in June of 2017 after helping guide the Golden Eagles to a NCAA tournament trip in 2016-17. Marquette also made a run to the NIT quarterfinals in 2017-18 and returned to the NCAAs in 2018-19.

Johnson arrived in Milwaukee after working the previous two seasons at Arizona State and was on the opposing bench in a pair of matchups against the Golden Eagles. The Sun Devils, who went 16-1 at home, participated in the NCAA tournament in 2013-14 in his first campaign with the program and earned a spot in the National Invitation Tournament in 2014-15.

Johnson also spent two seasons (2011-13) at Drake University after a three-year stint at the University of Utah, which advanced to the NCAA tournament in 2009.

During his two seasons at Drake, he helped coach Ben Simons and Joey King to Missouri Valley Conference honors with Simons earning All-MVC second-team honors each of the final two seasons and King earning all-freshman honors in 2012-13.

In Johnson's first season with the Bulldogs in 2011-12 he helped guide Drake to its second-highest conference finish (tied for third) since 1986, and a victory in the postseason for the first time since 1975. Two Bulldogs were named second-team All-Missouri Valley Conference (Simons and Rayvonte Rice), and Simons was named captain of the MVC's Most Improved Team.

During his three-year stay at Utah, Johnson was part of a staff that coached the Utes in 2008-09 to a 24-10 record, a share of the Mountain West Conference Championship and the postseason conference tournament title. Utah finished the season ranked No. 25 in the AP poll and earned a No. 5 seed in the Midwest Region, at the time the highest seed ever given to a Mountain West

LEFT: Stan Johnson celebrates his first win at LMU, an 85-83 opening night win on Nov. 25, 2020 over his alma mater Southern Utah.

CENTER: Stan Johnson pumps his fist after LMU ended Gonzaga's 75-game home win streak on Jan. 19, 2024. The Lions defeated the #6 Zags who had won 93-consecutive games against unranked opponents.

RIGHT: Stan Johnson lifts the trophy after knocking off Georgetown and Wake Forest in the 2024 Jamaica Classic.

team.

Johnson came to Utah after a one-year stint as an assistant coach at Cal State Northridge in 2007-08. The Matadors finished 20-10 overall and earned a share of their first Big West Conference regular season championship with Johnson on the staff.

Prior to his year at Cal State Northridge, Johnson spent three seasons (2004-07) on the bench at Southwest Baptist University in Bolivar, Mo. The Bearcats were 50-30 in that period, with three-consecutive winning seasons for the first time in school history. The 2005-06 squad posted a 27-5 record, including a school-record 14 wins in a row to open the season. Southwest Baptist captured the Mid-America Intercollegiate Athletics Association title that year and made a trip to the NCAA Division II tournament, finishing No. 6 in the national rankings.

Johnson started his coaching career at Bemidji (Minn.) State University in 2003-04. In his lone season at Bemidji, Johnson helped coach the Beavers to a 20-10 mark and their first-ever 20-win season. Bemidji State was 14-2 in conference play that season, earning a berth to the NCAA Division II tournament and leading the nation in 3-pointers per game, with 11.7.

As a player, Johnson was a three-year letterman at Southern Utah University. He was a team captain and starter in 2000- 01 and helped lead the Thunderbirds to the Mid-Continent Conference (now Summit League) title and a berth in the NCAA tournament, where they dropped a close 68-65 decision to No. 3 seed Boston College. Johnson was a three-time member of the Mid-Continent Conference All-Academic Team and earned a bachelor's degree in communication from SUU in 2003.

Johnson played his senior season of college basketball at Bemidji State (2002-03), where he served as a team captain and earned honorable mention all-conference accolades. He averaged 13.5 points and distributed a team-high 114 assists during his one season with the Beavers.

Johnson is a graduate of Taylorsville (Utah) High School. He and his wife Brittany have three children, Brooklynn, Myles and Braylon.

"Stan's made me better in more ways than just as a basketball player. He's made me a better man. He had belief in me even when I didn't have it in myself and he is that way with all the players he recruits. He believes in them when they might not see it in themselves.

I know he's going to be successful in his endeavors and I'm looking forward to him bringing a competitive and winning attitude, along with professionalism and class, that can't be matched. He's going to be a great head coach."

Markus Howard
- Marquette Consensus First-Team All-American

COACH JOHNSON

HEAD COACHING EXPERIENCE:

LMU (WCC) (2020 - present - 5 seasons)

Season	Team	Overall	Conference
2020-21*	LMU	13-9	7-5 (3rd)
2021-22	LMU	11-18	3-12 (9th)
2022-23	LMU	19-11	9-7 (4th)
2023-24	LMU	12-19	4-11 (t-6th)
2024-25	LMU	17-15	8-10 (t-6th)
2025-26	LMU	--	--
	LMU:	72-73 (.497)	31-45 (.408)
Total:	5 Seasons	72-73 (.497)	31-45 (.408)

* COVID-19 Season

IMPACT PLAYERS COACHED

CAM SHELTON - LMU
First Team All-WCC (2023)
WCC's leading scorer (2023)
Lou Henson Award All-America Team (2023)
NABC DI All-District First Team (2023)
USBWA All-District First Team (2023)
Lou Henson Award National Player of the Year Finalist (2023)

ELI SCOTT - LMU
First Team All-WCC (2021)
2021 NABC All-District 2nd Team (2021)
Lou Henson Award Watch List (2021)

MARKUS HOWARD - MARQUETTE
Consensus first-team All-American (2020)
Consensus second-team All-American (2019)
NCAA season scoring leader (2020)
Big East Player of the Year (2019)
2× First-team All-Big East (2019, 2020)
Second-team All-Big East (2018)
Big East All-Freshman Team (2017)

HENRY ELLENSON - MARQUETTE
18th overall pick in 2016 NBA Draft
First-team All-Big East (2016)
Big East Rookie of the Year (2016)
Jahii Carson - Arizona State
2× First-team All-Pac-12 (2013, 2014)
Pac-12 co-Freshman of the Year (2013)
Pac-12 All-Freshman Team (2013)

BEN SIMONS - DRAKE
MVC Most Improved Team (2012)
Second Team All-MVC (2012)

LUKE NEVILL - UTAH
MWC Player of the Year (2009)
MWC Defensive Player of the Year (2009)
MWC All-Defensive Team (2009)
First-team All-MWC (2009)
Second-team All-MWC (2008)
Third-team All-MWC (2007)

SHELDON PACE - SOUTHWEST BAPTIST
Southwest Baptist Hall of Fame Inductee (2012)
Bob Cousy Award Finalist (2006)
1st Team All-American - (Basketball Times - 2006)
2nd Team All-American - (Daktronics, D2Bulletin - 2006)
All-American – (NABC – 2006)
1st Team All-Region - (Daktronics - 2006)
Regional All-Tournament Team - (2006)
MIAA Player of the Year (2006)
MIAA Defensive Player of the Year (2006)
MIAA Tournament MVP (2006)
1st Team All-MIAA (2005, 06)

#RAISETHESTANDARD

LMU BASKETBALL

2025-26

Inside LMU

LEARN. LEAD. SERVE.

Maybe it is that we're the only Catholic University in Los Angeles and one of the world's renowned Jesuit institutions, a group that includes 28 universities in the United States and over 100 schools worldwide.

Or, maybe, it's that Loyola Marymount University has been called a Hidden Gem by the Washington Post and ranked among the Best in the West by U.S. News & World Report.

Or that our serene campus, overlooking Marina del Rey and the Pacific Ocean, offers one of the most exhilarating academic locations anywhere.

Or that our seven colleges, all connected to Los Angeles, enable students to make current contacts in technology, business, politics, art, music, and naturally, the entertainment industry.

Yet there's something more to consider. If you're looking for a place to acquire facts and skills that will help you get along in the world, you have many choices. But if you're looking for a place where there is more, a place that strives for the education of the whole person, LMU may be the place for you.

At LMU, we inspire you to take ideas apart and learn how they fit together. You'll test your limits, forge enduring friendships, promote justice and become a contributing citizen of the world.

Our curriculum is broad and deep. Our pace is demanding. Our expectations are high. Our plans are ambitious. And for over 100 years, we have been looking for curious, accomplished, enterprising, visionary students to learn, lead and serve.



LMU

A PROMISING FUTURE

The Chronicle of Higher Education notes that at Jesuit institutions, this precept "translates into a large amount of individual attention from faculty members and accessibility to high-level administrators, including the president." At LMU, students don't simply benefit from cura personalis; they practice it, too, carrying out the Jesuit ideal of "men and women for others." The Marymount sisters contribute a history of educating women and teaching through the arts, with a deliberately international perspective that encourages respect for all cultures. LMU brings these gifts together in seven colleges:

- Business Administration
- Communications and Fine Arts
- Film and Television
- Liberal Arts
- Science and Engineering
- School of Education
- Loyola Law School

THE MAJORS

BELLARMINE COLLEGE OF LIBERAL ARTS
African American Studies, BA
Asian and Pacific Studies, BA
Chicana/o Studies, BA
Classics, BA
Classical Civilizations, BA
Economics, BA
English, BA
Environmental Studies, BA
French, BA
History, BA
Humanities, BA
International Relations, BA
Journalism, BA
Liberal Studies (Elementary Education), BA
Modern Languages, BA
Philosophy, BA
Political Science, BA
Psychology, BA
Sociology, BA
Spanish, BA
Theological Studies, BA
Urban Studies, BA
Women's and Gender Studies, BA

FRANK R. SEAVER COLLEGE OF SCIENCE AND ENGINEERING
Applied Mathematics, BS
Biochemistry, BS
Biology, BS
Chemistry, BS
Civil Engineering, BSE (BS in Engineering)
Computer Science, BS
Electrical Engineering, BSE
Engineering Physics, BS
Environmental Science, BS
Health and Human Sciences, BS
Mathematics, BA, BS
Mechanical Engineering, BSE
Physics, BS

COLLEGE OF BUSINESS ADMINISTRATION
Accounting, BS
Applied Info. Management Systems, BS
Entrepreneurship, BBA
Finance, BBA
Management, BBA
Marketing, BBA

COLLEGE OF COMMUNICATION AND FINE ARTS
Art History, BA
Communication Studies, BA
Dance, BA
Music, BA
Studio Arts, BA
Theatre Arts, BA

SCHOOL OF FILM AND TELEVISION
Animation, BA
Film, Television, and Media Studies, BA
Production (Film and Television), BA
Recording Arts, BA
Screenwriting, BA

SCHOOL OF EDUCATION
Teaching Credential Programs

A SOLID FOUNDATION

UNIVERSITY MISSION AND IDENTITY

Loyola Marymount's Mission and Goals Statement, approved by the Board of Trustees in 1990, succinctly states in its preamble the university's three-fold mission:

* The encouragement of learning
* The education of the whole person
* The service of faith & promotion of justice

These often quoted phrases are at the heart of the campus community's communal self-understanding. When unpacked, they tell us much about LMU's identity as a Catholic, Jesuit/Marymount university.

DEVELOPING THE WHOLE PERSON

LMU is about the whole person, and when it comes to providing friends and mentors to be a part of that mission, you won't find a university surpassing LMU. The campus population comes from all 50 states and 70 countries. Better still, LMU offers the opportunity for students to hone their skills and help them find like-minded colleagues for life. More than 3,200 students live in 19 residence halls and apartments on campus. There are over 140 active clubs and organizations, and a Greek community with 15 local chapters. Our students volunteer more than 175,000 service hours a year with 350 community organizations.

THE LION EXPERIENCE

A HELPING HAND

Loyola Marymount University is dedicated to the education and development of the whole person, the pursuit of academic excellence, advancement of scholarship, the service of faith, and the promotion of justice. As a Catholic institution, the University takes its fundamental inspiration from the Jesuit and Marymount traditions of its founding religious orders. Loyola Marymount University seeks to foster in each member of its community respect for the dignity of the individual, a devotion to intellectual and spiritual life, an appreciation for diversity, and a thirst for justice in all endeavors. Loyola Marymount University strives to send forth "men and women for others," to lead and to serve.

Students who choose LMU for higher learning receive a world-class education on a campus known for its athletic excellence. The LMU Athletics Department is committed to assisting student-athletes achieve their full potential both academically and athletically.

The Student-Athlete Services staff supports all student-athletes in their academic and personal development. The staff provides guidance to each LMU student-athlete in their transition from high school student to college student-athlete.

According to the 2024 NCAA GSR, the LMU Athletics Department posted a rate of 95 percent for all student-athletes who exhausted their eligibility. This year marks the 11th straight time in the 18-year history of the metric that LMU has reached or exceeded 90 percent, and the 15th straight year the campus has posted a mark of 88 percent or higher and fifth consecutive year maintaining 95 percent.

THE LION EXPERIENCE
PREPARED FOR TOMORROW

The Rates:

LMU Student-Athlete GSR.....96%
NCAA Student-Athlete GSR.....90%
LMU Student-Athlete Federal Rate.....69%
All Student-Athlete Federal Rate..... 67%

UNIVERSITY DISTINCTIONS

- LMU ranks No. 91 nationally

U.S. News & World Report, 2025

- LMU ranks No. 53 in "Most Innovative"

U.S. News & World Report, 2025

- LMU ranks No. 90 nationally

Wall Street Journal/Times Higher Education, 2022

- LMU ranks No. 8 "Best Catholic College" in the U.S.

Niche.com, 2023

- LMU ranks No. 14 "Best Catholic Colleges and Universities" in the U.S.

CollegeChoice.net, 2018

- LMU ranks No. 57 "Best Colleges for Veterans"

U.S. News & World Report, 2025

- LMU ranks No. 17, "Best College Library"

Princeton Review, 2024

- LMU ranks No. 31 "Best Undergraduate Teaching" among national universities
- U.S. News & World Report, 2025

LMU ranks No. 59 for "Most Innovative Schools"

- U.S. News & World Report, 2023

Ranks 3rd for promoting Latina/o student success
Education Trust, 2017

- Top 2 percent nationally for diversity

College Factual, 2021

CAMPUS LIFE DISTINCTIONS

- The Sierra Club lists LMU in the top 20 in the nation in their 2018 report of "Cool Schools" for environmental practices and initiatives
- No. 17 Best Quality of Life

Princeton Review, 2023

- Top Performer in Social Mobility

U.S. News & World Report, 2025

- LMU placed No. 1 nationally for two consecutive years in "Recyclemania," a recycling competition among 350 colleges and universities in 48 states

RecycleMania, 2020

- No. 23 among "Top 50 Green Colleges"

Princeton Review, 2025

- Recognition as Green Power Partner for clean energy use

Environmental Protection Agency, 2017

- No. 1 "Best Beach Colleges" nationally

College Consensus, 2018

- No. 5 Oceanside University in the U.S.

CollegeChoice.net, 2016

- Top 20 College with the Happiest Students

Princeton Review, 2023

- No 7 "Most Amazing College Campus"

Best Colleges.com, 2016

- LMU ranks 12th "Most Beautiful Campus"

Princeton Review, 2024

- LMU ranks 7th "Most Beautiful School"

The Daily Beast/Newsweek, 2012

- One of the 20 Most Beautiful College Campuses in America

Conde Nast Traveler, 2016

- Made the list of the "30 most fun colleges in America"

Business Insider, 2016

GERSTEN PAVILION
Home of the Lions.

Gersten Pavilion, which enters its 45th year as the host of LMU's indoor athletic events in 2025-26, is the centerpiece of the LMU athletic complex. Opening in 1981, Gersten Pavilion has become one of the toughest places to play in the West Coast Conference and one of the more historic athletic facilities in Southern California. While hosting men's and women's basketball and volleyball, the Pavilion has seen its share of memorable moments in the history of collegiate athletics.

One of the more memorable moments came as the Lions posted a 16-game winning streak that spanned three seasons from Feb. 25, 1987 through Nov. 28, 1988. In that span, the Lions posted a 14-0 mark at home in the 1987-88 season.

The Pavilion has also hosted the highest-scoring basketball game in NCAA Division I history when Loyola Marymount defeated U.S. International 181-150 on Jan. 31, 1989. In addition, it served as host to the WCC Tournament in 1990 and 1997.

The Pavilion opened its doors on Jan. 15, 1981 with a men's basketball 83-68 loss to Santa Clara. The Lions' first win came eight days later with a 66-62 victory against St. Mary's.

To this day, the Pavilion keeps bringing them in, as the 2005-06 season saw the third-largest crowd in school history when 4,482 saw the Lions take on fifth-ranked Gonzaga in a game televised by ABC. It was the first trip to the campus for the network as the Lions fell to a career-best performance by the future No. 3 pick in the NBA draft. Three years later, eighth-ranked Notre Dame came to LMU, where a record 4,534 fans saw the Lions' upset bid fall short in the final seconds. Then in 2009-10, LMU defeated its highest ranked opponent in Gersten Pavilion (and highest overall since 1961), knocking of No.9 Gonzaga. In 2011-12, the Lions defeated another ranked opponent, this time previously-unbeaten and No. 23 Saint Louis.

In 2011-12, Gersten Pavilion saw more people go through its doors for a single basketball season in its 30-plus years. A total of 49,597 fans watched the games, the most ever in a single season.

In posting the best home record since the Elite Eight season, LMU racked up 12 home wins in both 2011-12 and 2018-19, the most ever at Gersten Pavilion.

In the shortened 2020-21 season, LMU posted an 8-3 record at home, including going unbeaten in non-conference games with a 5-0 record.

In LMU's 19-win season in 2022-23, the Lions posted a 13-3 record at home including knocking off 15th-ranked Saint Mary's in overtime leading to a student driven court storm.

NO BETTER PLACE TO BE...
than Gersten on GameDay

STRENGTHENING CHAMPIONS

DREIER CENTER

Opening in the Spring of 2011 was the Lions Athletic Center, and within its 16,000 square feet is the crown jewel of weight training facilities, the Chad and Ginni Dreier Strength & Conditioning Center. The new facility will be at the core of Building Champions at LMU.

Named in honor of the Chad and Ginni Dreier Family, the 4,000 square foot facility brings state-of-the-art equipment and space to train the more than 450 LMU student-athletes.

The Chad and Ginni Dreier Strength and Conditioning Center includes 12 power lift power racks, 58 pull-up bars, a full set of Iron Grip Dumbbells, brand new bars and bumper plates from Usaka Barbell, and Infinity Flooring with custom insets with logos.

THE LIONS ATHLETIC CENTER

The newest addition to the family of facilities that are home to LMU Athletics is the Lions Athletic Center. The 16,000-square foot facility is located between Albert Gersten Pavilion and Sullivan Field, and brings much needed space to the more than 400 student-athletes who participate on one of the 22 varsity athletic teams at LMU. The main piece of the building is the new weight training facility. Named by the Chad and Ginni Dreier Family, the weight room is more than 4,000-square feet and is one of the top training facilities in the West Coast Conference. In addition to the weight room, there are locker room facilities for baseball, softball, women's soccer and men's soccer. Also within the building is a pair of executive conference rooms and office space for the strength and conditioning coaches and for the athletic facility operations staff. The ADG Fraternity has named the larger of the two conference rooms, which overlooks Sullivan Field. The building also houses the LMU Ticket Office, a new laundry room, and storage facilities.

#RAISETHESTANDARD

LMU BASKETBALL

2025-26

History

LMU BASKETBALL HISTORY

LMU's basketball history is one that began in 1906 when Loyola Marymount University was then known as St. Vincent's College. LMU and former Lions have been at the center of some of college basketball's brightest moments. From the championship teams and the magical run of 1990, to the lineage of coaching greats that have worn the LMU Crimson and LMU Blue uniform of the Lions, LMU's basketball history is a rich one.

The 2025-26 season is the 113th year of basketball at the institution and the history is a rich one. Included in the previous 112 years is a team that was voted on by ESPN as one of its top sports moments in the last 30 years - the 1989-90 LMU men's basketball team - and they will forever be one of college basketball's historic mile markers.

This season marks the 36th anniversary of one of the more significant moments in college basketball history and the team that is possibly the most talked about in LMU history - the 1989-90 Elite Eight team that made its historic run after the tragic death of Hank Gathers. The team that still holds many NCAA offensive records (including 122.4 points per game), went on to the 1990 Elite Eight despite the dealing with the death of Hank Gathers. Not only was he the top rebounder and scorer from the year before, he was the Lions' leader and one of college basketball's most charismatic players of the era.

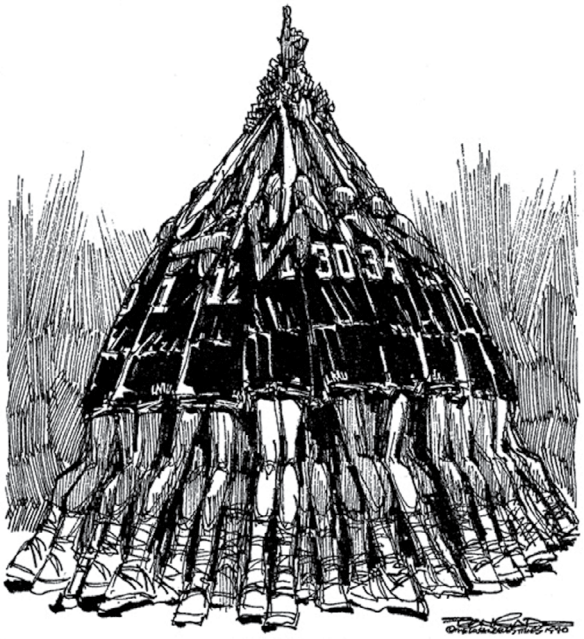

The gathering.

The 1989-90 Lions would not have been set to capture the nation's heart if it wasn't for the teams and individuals before it.

There was the Lions' first conference champions in 1961, which included some of the West Coast Conference's top players of all-time in Ed Bento (1959-62) and Jerry Grote (1959-62). That team led to some of LMU's earliest stars in Jim Haderlein (1968-71), one of the greatest rebounders in WCC history with 1,143 career rebounds, and Luther Philyaw (1972-76), one of LMU's elite scorers with over 1,500 points.

There were the head-turning offenses of the 1980s and early 1990s that produced Gathers, Bo Kimble (1987-90), Jeff Fryer (1987-90), Corey Gaines (1986-88), Terrell Lowery (1988-92), Forrest McKenzie (1981-86), Keith Smith (1982-86) and Mike Yoest (1984-88), many of whom are in the top-10 all-time in career scoring at LMU.

There were the stars of the 1960s, 1970s and earlier that went on to make a name not just as players, but coaching legends.

Pete Newell, perhaps one of the all-time legendary coaches in collegiate basketball history, was a Lion from 1936-39. Serving as a mentor to many of the all-time coaching greats, including Bobby Knight, Newell's teaching of the game of basketball was second to none.

Newell led the University of San Francisco to the 1949 NIT championship before moving to the University of California. At Cal, he led the Bears to the 1957 NCAA championship with a 25-4 record. In six seasons at Cal he posted a record of 119-44 (.730) and finished with a career record of 234-123 in 14 seasons as a head coach.

He added to his legend when he led the U.S. Olympic Basketball Team to the 1960 Olympic gold medal. He also served as a general manager for the Los Angeles Lakers and San Diego Rockets. His annual Big Man's camp at Gersten Pavilion, attended by pro and amateur basketball players, became an institution in the basketball ranks.

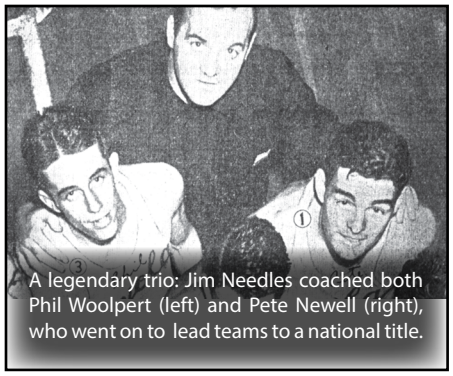
A legendary trio: Jim Needles coached both Phil Woolpert (left) and Pete Newell (right), who went on to lead teams to a national title.

Newell, who is a member of the Basketball Hall of Fame and was inducted into the FIBA Basketball Hall of Fame in 2009, is just one of many former Lions to make an impressive mark in the coaching ranks, one that continues today.

Joining Newell as a coach to win a national title from LMU was Phil Woolpert, who played on the same team as Newell. Woolpert led San Francisco to possibly one of the greatest two-year runs in college basketball. He led the Dons to back-to-back NCAA titles in 1955 and 1956, coaching basketball greats Bill Russell and K.C. Jones. In that span they won 60 consecutive games, the second most in NCAA history. He, too, is in the basketball hall of fame.

Others who starred at LMU from its foundation through the 1980s that went onto the coaching ranks were Rick Adelman (1965-68), Clete Adelman (1963-66), John Arndt (1947-50), Richard Baker (1953-56), David Benaderet (1954-57), Bill Donovan (1946-50), Mike Dunlap (1978-80) and Gene Pingatore (1955-58), just to name a few.

Stars of recent history have gone on to the world of coaching as well, including Jim Williamson (1993-97), who finished third all-time with 506 career assists, Wyking Jones (1991-95), who played 106 games in his LMU career and finished with 1,076 points and 493 rebounds, and Jared Dubois (2008-12) who became the 32nd player in school history with 1,000+ points following a decorated freshman season.

In the growing reach of basketball around the world, the recent history has also produced many players who have gone on to play professional basketball, not only in the NBA but all over the globe.

Kimble, Gaines and Peter Cornell (1996-98) have been the most recent to play in the NBA. Gaines started with the Seattle Supersonics, Kimble with the Clippers and Cornell with the Lakers. Most recently, Drew Viney (2009-12), Ashley Hamilton (2009-13), Anthony Ireland (2010-14), and Caleb Stone-Carrawell (2024-25) participated in the NBA summer league.

Overseas, more than four dozen players have go on to play professionally in the last three decades. Those include Chris Ayer (2002-06), Sherman Gay (2000-04), Matthew Knight (2003-07), Damian Martin (2003-07), Vernon Teel (2009-11), Adom Jacko (2015-16) Brandon Brown (2015-17), Steven Haney, Jr. (2014-18), James Batemon (2017-19), Petr Herman (2014-19), Mattias Markusson (2016-21), Eli Scott (2017-22), Ivan Alipiev (2018-22), Keli Leaupepe (2019-24), Cam Shelton, Viney, Hamilton, and Ireland.

Ayer has claimed multiple awards, including a championship while playing in Japan. Knight was named one of the top players in Australia and he, along with Martin, were a part of the Australian national team. Gay has been one of the more successful professional players in LMU history, becoming one of France's elite players since he graduated in 2004. He was recently named MVP of the league and has also won championships. In his rookie season in Latvia, Batemon was named All-League First Team and All-Import Team in 2020.

After starting a #ANewStandard in 2020, LMU looks to #RaiseTheStandard under Head Coach Stan Johnson. The Lions became the first school in WCC history to defeat Gonzaga, Saint Mary's, and BYU all in the same season in 2022-23.

Coach Johnson also proved to have success overseas with the Lions. LMU won two MTEs in a three-year span. The Lions beat Georgetwon and Wake Forest to win the 2022 Jamaica Classic and then two years later took home the trophy in the 2024 Cancun Challenge with wins over Belmont and Wyoming.

LMU BASKETBALL TIMELINE



« The beginning of the original Loyola University in 1928.

1906
Then known as St. Vincent's College, the school first played basketball in 1906, and possibly finished 5-0.

1911
The University was founded in 1911 as an outgrowth of St. Vincent's College, the first college in Los Angeles.

1922
Faced first nationally ranked opponent in Larry Semon, the No. 4 ranked AAU team.

1923
Rev. Thomas J. Flaherty is currently known as the first head coach of the St. Vincent's program. He finished his first season 6-6 and coached only one year.

1924
Opened a new gym on the old St. Vincent's campus. Harold "Bill" Hess was introduced as head coach and finished his only campaign 10-7.

1925
The Lions post first season with double-digit wins, going 10-7 in the 1924-25 season. Coached by Harold "Bill" Hess, the Lions had wins over Woodbury Business College, Cal Tech and the Hollywood All-Stars. In the fall of '25 George Casey became the third head coach of St. Vincent's, finishing his only year as coach 6-5.

1926
The University plays in first overtime game, a 20-16 loss to Whittier. First year coach, John Richlie, the fourth in as many years for the Lions, finishes 7-5. He coaches three years and finishes 20-21.

1927
Wins first overtime game, a 16-14 victory against California Christian College.

1928
The then Loyola College moved to its current location on the Westchester bluff and two years later became Loyola University.

1929
Joseph Donahue takes over the program and goes 7-9 before the program is discontinued.



« Hall of Famer Pete Newell was a Lion.

1930s
Loyola discontinues the men's basketball program for four seasons during the great depression.... The Lions return to the court and post a 4-11 record in their first season back in 1934. William Sargent takes on the coaching duties for two years and finished 8-15...In 1938, team wins first postseason tournament, the El Paso Southwestern AAU Basketball Tournament. The Lions defeated the 7-Up Bottling Company in the first round 61-39 and Texas Mines 50-33 in the second round. In the semifinals, Loyola defeated Stephen Foster 52-30 and Straton Oilers 47-42 in the championship. In the last part of the decade, both Pete Newell and Phil Woolpert suited up for the Lions. The two Loyola greats went on to become legends in the coaching profession, leading college teams to NCAA National Championships.

1940
Showing that Loyola was in the entertainment capital of the world in Los Angeles, the Lions would face the AAU national champions twice, a team from 20th Century Fox. The entertainment giant lost twice to Loyola, 36-32 in overtime and 38-33. This marked the final year of coach James Needles, who took over in the 1936-37 season and set the record for wins in a season with a 19-7 record. Bernie Bradley took over the program for the next two years and finished with a winning record at 27-16 (.638).

1941
The Lions face in-town rival Pepperdine for the first time in the two program's histories. They faced each other twice in the 1940-41 season, with Loyola winning both, 30-18 and 43-23.

1942
Loyola enters the season without a head coach and finishes 3-13. Thomas Korn takes over in 1943 prior to the temporary cancellation of the sport. The bright spot of the 1941-42 campaign is a 40-34 win over UCLA, the only one in school history.

1944
The University would once again suspend men's basketball from play, giving the program a three year hiatus from the hardwood during World War 2.

1946
The Lions returned once again to play, posting a 12-15 record in the 1946-47 season under coach Scotty McDonald.

1948-1949
Loyola went on to its first 20-win season, posting a 22-14 record under coach Scotty McDonald. The

Lions would see their longest winning streak at that time of 10 games. The season included the first game in Alumni Gymnasium, the Lions' home until the 1981-82 season when the Lions moved to Gersten Pavilion.

1952

Scotty McDonald wraps up his six-year career at Loyola with an 83-90 record. Edwin Powell guides the team to a 14-14 record in 1952-53 for his only season at the helm.

1955

The Lions advanced to their first collegiate sponsored postseason tournament, competing for the NAIA National Championship. The Lions posted a 16-9 record and were selected to participate in the NAIA Tournament where they faced San Francisco State in the first round. With a 57-56 win, the Lions moved on to face Southwestern (KS) in the second round. Southwestern won, 83-79.

1956

The Lions joined the California Basketball Association, which two years later formed the West Coast Athletic Conference. Loyola finished the CBA with a 9-5 record, second in the conference.

1960

Loyola earned its first conference championship with a 9-3 record in the West Coast Athletic Conference. The title was shared with Santa Clara, who defeated the Lions in a playoff game to end the season. The Lions closed the regular season with eight straight wins to clinch a share of the title.

1961

It was a record breaking season for the Lions, earning their second 20-win season, finishing 20-7 overall and earning their first-ever out-right WCAC title with a 10-2 mark. Loyola started the season 3-4, but responded with 17 wins in their final 20 games, including a nine-game winning streak. It was the Lions' first trip to the NCAA tournament, a date in the Far West Regional at Portland. The Lions fell to Utah, 91-75 in the first round, and fell to the consolation bracket. Utah, who Loyola defeated in exhibition play 85-64 earlier in the season, went on to the Final Four. Loyola defeated USC, 69-67, to earn their 20th win of the season. It was head coach William Donovan's final year at the helm of the Lions. In his eight years as coach, he earned 107 wins, the most among all LMU coaches. John Arndt takes over for Donovan for the next seven seasons.

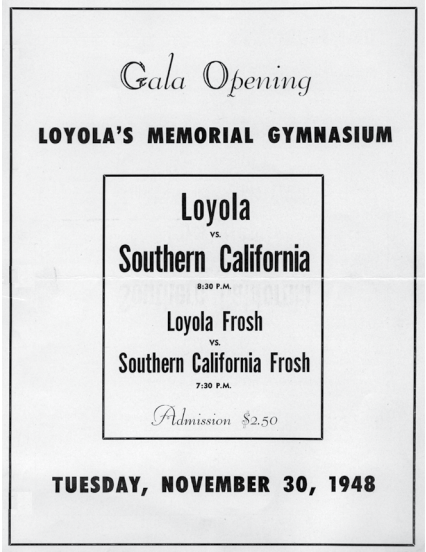
Gala Opening

LOYOLA'S MEMORIAL GYMNASIUM

Loyola
vs.
Southern California
8:30 P.M.

Loyola Frosh
vs.
Southern California Frosh
7:30 P.M.

Admission $2.50

TUESDAY, NOVEMBER 30, 1948

1964

The Lions reach the century mark for the first time in school history with a 100-70 win over St. Mary's on Dec. 28.

1968

Following John Arndt's 91 wins, the seven-year head coach concludes with a 19-6 record, 11-3 in the conference. Richard Baker takes over for the next five seasons. In the same year, NBA coach Rick Adelman finished his three-year playing career with 1,425 points, averaging 18.8 points in his career at LMU.

1973

The University merged with Marymount College to become Loyola Marymount University. Loyola Law School, located in downtown Los Angeles, was founded in 1920. The Lions entered the merger with a new head coach (Dave Benaderet), and as "LMU," the Lions finished 13-14 and fourth (6-8) in the WCAC.

1980

The Lions received a bid to the NCAA West Regional, losing to Arizona State in the first round, 99-71. LMU would later have to forfeit that season due to an ineligible player.

1985

Paul Westhead is hired as head coach of the men's basketball team, replacing Ed Goorjian, who coached from 1980-1985. In his first season, he leads the Lions back to the postseason for the first time since 1980. In 1985, US International and LMU begin a four-year series that would result in the highest-scoring games in NCAA history. After defeating USIU 84-65 in January of 1985, the "track meets" would begin. In Westhead's first season in 1985-86, the Lions would defeat USIU 151-107.

1986

Concluding the 1985-86 season, the Lions found themselves in the NIT for the first time in school history. Traveling to Berkeley, Calif., to face the Bears in the first round, the Lions would begin a successful end to the 1980s decade that made a habit of winning in the postseason. The Lions defeated Cal, 80-75, to advance in a postseason tournament. LMU would fall to Wyoming, 99-90, to end Westhead's first season at 19-11 and 10-4 in the WCAC (second).

1987

LMU began the Hank Gathers and Bo Kimble era of Lions' basketball with a 114-78 win over Tennessee Tech. The season would finish as the Lions' best in winning percentage, finishing with a 28-4 mark (87.5%) and a perfect 14-0 in the WCAC. The 1987-88 season would include a 25-game winning streak, the best in school history. The fast-break offense began to take hold, as the Lions scored in triple figures in all but nine of their 32 games.



» Hank Gathers' career began in 1987 and set in motion a record-setting three years in LMU basketball.

1988

The Lions would clinch their first WCAC regular season championship since the '60s and their first Tournament Championship with a 104-96 win over Santa Clara in the WCAC Championship game. LMU advances to the NCAA tournament, and earns its first win in the "Big Dance," a 119-115 win over Wyoming, who two years earlier knocked the Lions out of the NIT. Playing in the West Sub-Regional in Salt Lake City, Utah, LMU would be a surprise opponent in the second round against power North Carolina. The Tar Heels would dismiss the Lions, 123-97.

1989

The Lions earned their second consecutive WCAC Tournament Championship with another win over Santa Clara, 75-70. The Lions finished 20-11 on the season, following a 120-101 loss to Arkansas in the first round of the NCAA tournament in the Midwest Region held at the Hoosier Dome in Indianapolis. Earlier in the year, LMU and US International hooked up for the first of their record breaking contests. The Lions set the NCAA scoring record with a 181-150 win. The 181 points would stand for two years as the NCAA's scoring mark. The two teams set four records in that game, three of which still stand - combined points (331), points by a losing team (150), and combined field goals (130). The teams met twice

that season. In their earlier meeting, which LMU won 152-137, the teams attempted a combined 245 field goals, an NCAA record.

1990

It was a season to remember in 1989-90. In addition to their 28 games scoring in triple digits, the Lions led the nation in points per game at 122.4. LMU also earned its third straight WCC title and trip to the NCAA tournament. In finishing 26-6, the Lions advanced further than any team in school history by reaching the Elite Eight in the NCAA Championships. However, tragedy marked the Lions' Cinderella run. On March 4, 1990 in the second round of the WCC Tournament, the Lions took a 25-13 lead on Portland following All-American Hank Gathers' dunk on an alley-oop from Terrell Lowery. Gathers would collapse to the floor and would not regain consciousness. Gathers would be pronounced dead later that evening at Marina del Rey's Daniel Freeman Hospital. The WCC Tournament would be cancelled and the Lions would be named champion, earning the automatic bid to the NCAA tournament. A long shot and seeded No. 11 in the West Region, the Lions were not expected to accomplish one of the greatest runs in NCAA history. Playing on the emotion of the past week's events, the Lions would upset New Mexico State 111-92 in Long Beach in the first round of the NCAA tournament. Once again, the Lions accomplished the unexpected against defending national champion Michigan. In the highest-scoring game in NCAA tournament history, the Lions defeated Michigan 149-115 in a game that saw Jeff Fryer set the tournament record with 11 three-pointers. The Lions would move to the Sweet 16 and defeat Alabama in a role reversal for the Lions, winning 62-60, half of the team's regular season average. The Lions would fall to the eventual national champions, UNLV, 131-101. The run in the 1990 tournament will long be remembered, however, with the image of Gathers' teammate and longtime friend Bo Kimble shooting the first free throw left-handed - a switch from his normal right-handed shot. Kimble made every shot he took left-handed.



» The Lions' third ever "Big Dance" appearance featured a win against Wyoming and a tough task in the second round against UNC. The Tar Heels won 123-97 in Salt Lake City, Utah.

1991

A year following the Lions' record breaking year, in which the Lions set some of the NCAA's highest marks in scoring, LMU set a record that might never be touched in yet another "track meet" against US International. The Lions scored a NCAA record 186 points in their 46-point win, breaking the record of 181 they set two seasons earlier. USI's Kevin Bradshaw set the scoring record against a Division I opponent with 72 points.

1995

Finished the season in eighth place. However, the Lions managed to stage another great upset, rising up to beat WCC regular-season champ and eventual NCAA tournament participant, Santa Clara, in convincing fashion.

1997

In Head Coach John Olive's final season, the Lions finished conference play last at 3-11 heading into the WCC Tournament. Facing top seed Santa Clara, the Lions pulled off a major upset, defeating the Broncos 70-61 to advance to the semifinals, eventually losing to St. Mary's, 80-62. Jim Williamson, a four-year letterwinner for the Lions, reached the 1,000-point plateau at LMU. He finished his career with 1,247 points. Olive would be replaced by Charles Bradley, who would coach for three seasons.

2000

Steve Aggers was hired as the Lions' 22nd head coach. The Lions head into the new season with only two players who played in WCC contests from the prior year. Aggers comes to LMU after becoming Eastern Washington University's all-time winningest coach in the Big Sky Conference, leading the Eagles to the 1999-2000 conference title.

2003

The Lions defeated 26th-ranked Gonzaga at Gersten Pavilion, 80-74. The win ended the Zags nine-game win streak on the season, their 22-game win streak against WCC opponents and a 16-game stint against LMU. The Lions finished the game with a 29-24 edge in rebounding, the first time in 13 games Gonzaga had been outrebounded by a conference opponent. Freshman Wes Wardrop had four steals against WCC Player of the Year Blake Stepp, forcing him into eight turnovers on the night.

» Freshman Wes Wardrop was a main reason Gonzaga had 19 turnovers in the Lions' 80-74 win.

2005

The Lions inducted the 1990 LMU men's basketball team into the LMU Athletics' Hall of Fame on January 28 and they were honored at halftime of the Lions' game against rival Pepperdine on January 29. The game had double meaning as the Lions knocked off their rival in front of the fifth-largest crowd in LMU history, 4,032. That mark did not last long as the Lions set the new fifth-highest mark two weeks later with 4,337 against No. 14 Gonzaga. In April, the Lions hired the 23rd head coach in program history, Rodney Tention. The eight-year assistant from Arizona was a part of 10 straight postseason appearances as an assistant.

2006

In the first season under Head Coach Rodney Tention, the Lions earned its highest finish since 1996 and 1992 in the West Coast Conference at second place, advanced to the program's first WCC Tournament Championship since 1989, had three players earn first-team All-WCC honors (the first time since 1990), and finished with two players selected to the WCC All-Tournament team (first time since 1995). The Lions finished the WCC season at 8-6, defeated Saint Mary's in the WCC Tournament Semifinals to advance to the WCC title game where they fell to fourth-ranked Gonzaga at the buzzer, the ninth game of the season decided on the final play or overtime, the sixth resulting in a setback. Senior Wes Wardrop and juniors Brandon Worthy and Matthew Knight all earned first-team All-WCC honors.

2008-09

Following a 5-26 season and an eighth place finish in the WCC at 2-12, Rodney Tention stepped down as head coach and in April the Lions hired Bill Bayno as the program's 24th head coach. The former UNLV head coach spent five seasons with the Portland Trail Blazers before returning to college coaching with the Lions. On Jan. 12, Athletics Director Dr. William Husak announced that Bayno, who took a leave of absence on Nov. 24, officially resigned from the position of head coach. Husak also announced that Max Good, who had been serving as acting head coach during Bayno's leave, signed a multiple-year deal to coach the Lions.

2009-10

What a difference a year, and some stability, makes. On the 20th Anniversary of the 1989-90 men's basketball team and their run to the Elite Eight, the Lions finish 18-16, go 7-7 in the WCC and advance

» Ashley Hamilton was a big reason why the Lions knocked off their first ranked opponent in the history of Gersten Pavilion, and their first top-10 opponent since 1960 - #9 Gonzaga on Feb. 18, 2010.

to the postseason (the CIT tournament) for the first time since 1990. The 2009-10 season saw the Lions post their second best turn-around in school history with 15 more wins than a year ago; second-best turn-around in the nation in 2009-10; posted the longest win streak since the 1995-96 season (6 games); defeated their first ranked opponent (#9 Gonzaga) since 1990, and first ranked-win at Gersten Pavilion; defeated a top-10 team for the second time in school history (the last being in 1960); defeated Notre Dame and USC on the road; and had three players earn postseason All-WCC honors, just the 10th time since 1956 three or more Lions have claimed WCC honors (Drew Viney, Vernon Teel and Ashley Hamilton).

2011-12

Celebrating LMU's Centennial, the LMU men's basketball team went on to honor LMU's 100th year with its best season since the Elite Eight season of 1989-90. LMU finished the 2011-12 season at 21-13 overall after going 11-5 (4th) in the WCC. It was the first 20-win season, the most conference wins, first postseason win, first team to earn consecutive postseason wins, most home wins (12), and best road record (9-4) since that Elite Eight season. Drew Viney and Anthony Ireland were named first-team All-WCC, while Head Coach Max Good was named WCC Coach of the Year. In addition, Ireland earned second-team NABC All-District honors. With the two home wins in the CIT, the Lions finished with 12 victories at Gersten Pavilion on the season, the second-most (1986, 1990, 1996) since the building opened in 1981-82. Included in the win total were three ranked wins, including at No. 18 UCLA, No. 23 Saint Louis and at No. 16 Saint Mary's. The win over the Gaels on the road improved them to 7-1 on the road in WCC play as they would finish 9-4 overall away from home. They played in four overtime games in a season for the first time since 1994-95, winning all four. It is the first time in program history the Lions have won four overtime games in a single season.

2012-13

In a season of near misses, the Lions got hot at the right time. The Lions won three straight games at the 2013 WCC Championships to advance to the semifinals for the second time in four years. BYU excluded, only LMU, Gonzaga and Saint Mary's have gone to the quarterfinals and beyond in each of the last four WCC tournaments. Anthony Ireland finished second in the WCC and 14th nationally with 20.2 ppg in 2012-13. He finished with 688 points, seventh all-time at LMU and just the 15th time someone has scored at least 600 points in a single season in LMU history. Ireland is the first Lion to earn back-to-back first-team All-WCC honors since 2007 and is just the second junior to do it all-time. The 2012-13 season saw men's basketball claim the most WCC All-Academic Selections (Ashley Hamilton, Ayodeji Egbeyemi, Taylor Walker) in program history.

2013-14

Anthony Ireland finished his career third all-time in LMU history in points with 2,169. He becomes just the third Lion in LMU history to earn first-team All-WCC honors in his final three season (Gathers/McKenzie). When he finished his career, he finished in the top-10 in 13 statistical categories, including points, third in assists (557) and second in steals (200).

» Anthony Ireland celebrates hitting a three-pointer at the halftime buzzer in the win at No. 18 UCLA. It would start the Lions' 21-win campaign.

2014-15

On March 12, 2014, Loyola Marymount University Athletics Director Dr. William Husak named Mike Dunlap, a 1980 graduate of LMU, as the 26th head coach of the men's basketball program.

2015-16

Ball handling was the best in program history in Head Coach Mike Dunlap's second season. The Lions led the league in turnover margin at +2.7, ranking first in the WCC in creating 14.1 turnovers a game while turning the ball over just 11.35 times per game, fourth in the WCC. The Lions' turnover average of 11.35 was the lowest ever, and the assist-to-turnover ratio of 1.37 was the best ever. The previous marks happen to be the last time Dunlap was with the program. Three of the other five lowest turnover seasons came between 1980-85 when Dunlap was a coach for the Lions. The previous record for assist-to-turnover ratio was 1.35 in 1986-87. Other records included freshman Munis Tutu posting the best individual assist-to-turnover ratio at 2.69 per game while junior Adom Jacko, who turned pro following the season, set the record with an 11-for-12 shooting performance against BYU. The 91.6 percent shooting in a game equalled the record set by two others.

2016-17

On the season, the Cardiac Lions had 13 games decided in the last 10 seconds of the contest. LMU played 18 games decided by eight points or less, going 9-9 in those contests. LMU was 4-3 in one-point games, and 6-5 in one-posession games. Senior production was key. LMU graduated five, all of whom finished in the top six in scoring for the Lions, and the senior class acounted for 62.5 percent of the team's scoring. On January 7th, LMU beat Santa Clara, 66-56, to earn the program's 1000th career win.

LMU HOOPS' HISTORY

2017-18

Loyola Marymount went 11-20 overall and 5-13 in conference, and ended the season with two-straight conference wins, and a win over Portland in the WCC Championships, before ultimately falling to the eventual tournament Champions, Gonzaga.

Steven Haney, Jr., LMU's lone senior put on a show in his final college game. In the PCH Cup against Pepperdine on Feb. 10, Haney scored a career-high 31 points, became the third play in program history to surpass the 200 made three mark, and hit a season-high six threes in the win. His 201 career three-pointers made are most all-time by any three-year player.

» Steven Haney, Jr. scored a career-high 31 points, became the third play in program history to surpass the 200 made three mark, and hit a season-high six threes in the PCH Cup win on Feb. 10.

James Batemon and Haney became the first Lions hit the 30-point mark since the 2015-16 season. Next to Haney's 31 points, Batemon scored LMU's next 11 high point marks including a pair of 30 point outings.

LMU was the only West Coast Conference team to have two players with at least six double-double games. Both Mattias Markusson and Eli Scott had six games of double-doubles this season, moving them both to a tie for 24th on LMU's career-list. Batemon recorded the lone points/assists double-double, and the first for the Lions since Dec. 2016, with his 13 point and 10 assist game in the PCH Cup win over Pepperdine. Scott, Markusson, and Batemon's 12-combined double-doubles are the most in the program since the 15 in 2010-11.

Scott put together one of the best freshman seasons the program has ever seen. In his rookie campaign, Scott broke the LMU freshman rebounding record with 225 and recorded the third-highest scoring mark of any freshman Lion with his 392 points.

As a team, LMU boasted the fourth-best offense in the West Coast Conference, scoring 71.8 points per game and averaging 14.2 assists over the span of their 31 games played.

Throughout the majority of the season, the Lions led the conference in steals. LMU averaged 7.0 steals per game, with the next closest conference school coming in at 6.4 steals per game. Junior Jeffery McClendon accounted for 2.06 steals per game to not only lead the conference, but rank in the top-25 nationally in that category. James Batemon swiped 1.2 steals per game, good for seventh-most in the league.

The Lions also led the conference in offensive rebounds per game, averaging just over 12 per outing. LMU's 12.1 offensive boards per contest ranked 42nd of 351 NCAA Division I teams. Of the available rebounds while the Lions had possession of the ball, a league-high 34.7 percent were grabbed by LMU to extend possessions.

Three Lions sit atop the WCC's top-13 in offensive rebounds. Eli Scott was a couple tenths in percentage points off the conference lead and his 2.9 per game ranks second, Markusson ranks sixth at 2.2 offensive rebounds per game, and Zafir Williams accounted for 1.6 per game in his freshman season. Scott also landed 11th in the league with 4.5 defensive rebounds per game.

Individually, three of the WCC's top 15 scorers played on Coach Mike Dunlap's squad. Batemon averaged 17.8 points per game to lead all newcomers in the conference and rank fourth overall. Haney ranked 13th with his 12.9 points per game and Scott rounded out the top-15 with his 12.6 ppg.

Scott also finished the season as the conference's freshman leader in rebounding. His 7.3 boards per game rank sixth overall in the WCC. In his sophomore year, Markusson made the jump to 6.3 rpg, good for ninth-best in the WCC.

Markusson broke the program record this season with an astonishing 62.1 percent shooting from the field, the second-best mark in the conference. Batemon shot the 14th-best percentage in the WCC, at 47.6 percent.

Batemon was also the only WCC player to finish in the top-five in both scoring and assists. His 4.7 assists per game were fourth best in the conference this season. His 1.6 assist-to-turnover ratio was the ninth-best in the league. Scott also cracked the top-15 in assists, with his 2.3 dimes per game ranking 14th in the league.

At the charity stripe, James Batemon led the team and finished seventh in the league after shooting an impressive 80.1 percent from the line. Haney's mark of 77.3 percent from the free throw line was 13th-best in the WCC.

The two also shared top percentage honors from long range. Haney was ninth-best in the WCC from three with his 41.3 percent

» James Batemon's stellar first season continued into the WCC Tournament, where he landed a spot on the All-Tournament team with games of 27 then 29 points.

mark and Batemon rounded out the top-15 with his 39.1 percent from distance. No West Coast Conference player made more 3-pointers per game than Steven Haney's 2.8 per contest, which tied him for 74th in Division I this season.

Markusson's ability to protect the rim resulted in a top-five blocks mark in the conference at 1.1 blocks per game.

No matter the deficit, Loyola Marymount has proved that they are never out of the game. LMU has outscored opponents in the second half 14 times this season, including seven times in conference play and in the second half of the opening round of the WCC Tournament against Portland, coming back from 15 down. All three games of LMU's end-of-the-season win streak came when trailing at the half.

2018-19

It was the 9th of August, eight months before Monday's NCAA National Championship game, that the Loyola Marymount University men's basketball team boarded a plane to Melbourne, Australia. The trip brought the players and staff together to start practicing, playing, learning, and communicating at an earlier point of the year than in previous seasons.

The Lions went 3-1 in Australia, beating the Aspiring Stars All-Star team, Dandenong Rangers, and Cairns Taipans, with the only loss coming to the NBL Reigning Champions Melbourne United. The trip was capped off with a memorable day at the Great Barrier Reef. LMU came from behind to beat both the All-Stars and Rangers in Australia, setting up a trend for the start of the season.

The first marquee win of the regular season came on the road at Las Vegas. In UNLV's season-opener, the Lions erased a nine-point second half deficit, and limited the Rebels to 50 points, to build early momentum heading into the Jamaica Classic. The defense would be active all season, and finish the year at the top of the conference and 13thin NCAA Division I with LMU limiting opponents to 62.5 points per game.



» After winning the 2018 Jamaica Classic, LMU started the season 8-0 and 11-1, both program records, en route to a 22 win season, the third-most in program history.

The Lions garnered national attention following their 5-0 start and a sweep at the 2018 Jamaica Classic. In the first game of the tournament, James Batemon tied the program record by going 13-for-13 at the free throw line, as part of his game-high 27 points, to erase another halftime deficit and defeat Georgetown for the first time in program history.

Two nights later, the Lions earned the tournament's Montego Bay Division Title with a nine-point win over South Florida. Batemon's play earned the senior MVP honors, as well as both WCC Player of the Week and Madness National Men's Basketball Player of the Week recognitions.

As a team, the Lions were receiving votes in the AP Poll (Nov. 19, 2018) and ranked 10thin the NCAA's initial net rankings (Nov. 26, 2018).

LMU returned to Hank's House to win three-straight home games and set a new program-record with an overall 8-0 start to a season. The Lions finished both the calendar year and non-conference play at 12-2, surpassing the 2017-18 total win mark of 11. This included a commanding performance at Portland State highlighted by Dameane Douglas' full-court buzzer-beater heading into halftime and James Batemon's coast-to-coast game winning layup to tie his career-high with 30 points and give LMU their best-ever one-loss start to a season at 11-1.

LMU entered conference action with double-digit wins for the first time since the 1987-88 WCAC Champion team won 10 of their 13 out-of-league games to open the season. The 12 games won prior to conference action is the most in the team's history since joining a league in 1955-56, 63 seasons ago.

Head Coach Mike Dunlap won his 400th career NCAA game with a 76-64 win over Portland on Jan. 5. The win moved the Lions to 8-0 at home to open the season.

LMU closed out the West Coast Conference season with three consecutive wins to finish 8-8 and jump up to the fifth-seed for the WCC Tournament. The three-game win streak to close out the regular season was sparked by Batemon's milestone mark of eclipsing 1,000 points in his two year career in the win over Pacific. He is the 35thLion to score 1,000 or more points in a career.

The ensuing game, which began with a pregame recognition of LMU's three-member senior class, finished with a remarkable second half that brought the Lions from 20 points down to victory. In that Senior Night win, Batemon, Petr Herman, and McClendon combined for over 50 percent of the team's scoring in what at the time seemed like their final opportunity to play in front of the home fans.

With the calendar flipped to March, LMU knew that they could finish anywhere between fifth and eiht in the WCC race depending on the results on the league's final day of action. The Lions traveled to San Francisco for their lone matchup of the season against the 20+ win Dons, and clinched the fifth-seed with the win, while also hitting the 20-win plateau of their own for just the second time since 1990.

Despite a second-round exit from the WCC Championships, LMU had reached .500 in conference play for the first time under Coach Dunlap and felt a 20-11 record heading into Selection Sunday justified a postseason berth.

The Lions were rewarded for their strong season with an invitation to the College Basketball Invitational (CBI), but would have to start the tournament on the road. LMU played their defensive brand of basketball, moving to 12-0 when limiting opponents to fewer than 60 points. Mattias Markusson converted a three-point play on the final LMU possession to secure the 56-55 and advance the Lions to the second round of the CBI.

» James Batemon led the Lions back to the postseason in a season in which he surpassed the 1,000 point milestone and earned First Team All-WCC Season.

The next opponent in the tournament came out of the Ivy League, as Brown made the cross-country trip to Gersten Pavilion. In that game, the Lions matched their season-high with a dozen steals to take the quarterfinal leg of the Roman CBI, 81-63. Offensively, LMU made 30 field goals, the most against a Division I opponent this year.

Steals were a calling card all season for the LMU defense. James Batemon led the WCC with 54 steals, and both Joe Quintana (48) and Jeffery McClendon (44) finished in the conference's top eight. As a team, the 250 total steals and 7.4 steals per game ranked second in the conference only to Gonzaga.

The CBI semifinals were hosted by University of South Florida, which meant it was LMU's turn for a quick turnaround and cross-country flight. The Lions and Bulls were tied at the half, but a USF run early in the second half proved to be the difference in the outcome, marking the end to LMU's 22-win season. In program history, only the 1987-88 and 1989-90 finished the year with more wins that this season's Lions.

2020-21

"We have a tremendous opportunity to do something special."

When Stan Johnson was hired on Mar. 20, 2020 to be LMU's 27th Head Men's Basketball Coach, he made the above statement on his vision for the program.

Flash forward, and a full year since his hire has passed, and it is clear that the foundation for his vision has been laid.

As word spread about LMU's hire, some of the most respected minds in the game today came out in support of Johnson.

"Stan Johnson is a great hire for LMU," said Doc Rivers. "I know Stan's work well as he did a tremendous job at Marquette. The Lions have a tremendous person and coach. Welcome to LA Stan, I am looking forward to watching you work."

"You hit a home run in all facets," said Doug Collins. "Stan is a man of the greatest integrity. Faith and family are his priorities, and his team is part of the family to him. I've been blessed to watch him work on the court and in the film room. He is passionate and it resonates with his team. He is a wonderful teacher who has been with some wonderful coaches through his years served as an assistant. Stan has been with some wonderful coaches through the years as an assistant, and he is ready and excited to lead this program."

Those, along with NBA superstars Donovan Mitchell and Dwyane Wade, were just a few of the dozens of dozens of quotes of praise and support that came out as the news of Johnson's hire hit the nation.

Unable to be around his team in person or even initially able come onto campus due to the pandemic, Johnson went to work from his home in Milwaukee, and put him plane in place and prepped his family for the move to Los Angeles.

Public facing, Johnson was doing interviews with the LA Times and local television in Los Angeles, and talking hoops with the national voices of the sport including Jeff Goodman, Andy Katz, Doug Gottlieb, Matt Norlander, and more.

Behind closed doors, Johnson was recruiting. He was recruiting both the players that will wear the jersey for him, but also his team of assistant coaches and staff.

Less than a month into the job, and without having a chance to interview his candidates in person, Johnson announced that David Carter, Allen Edwards, Greg Youncofski, and Ricky Muench would help lead the team on his inaugural staff.

"I couldn't be more excited about the staff we've been able to assemble here at LMU," said Johnson. "This group reflects everything that is important to me as it pertains to building a Championship level program. I wanted a staff that was strong in five specific areas and I wasn't going to settle for anything other than that. We have a group that will recruit, develop, coach, and connect at a very high level. I also wanted people who had strong NCAA Tournament and Championship level experience. Each and every one of these guys check specific boxes that are important to this program and will help take our current and future players to a place they can't take themselves. I can't wait to get started with this group."

The collective resumes of Carter, Edwards, and Youncofski speak for itself:

32 Postseason Berths
27 Conference Championship Teams
158 Division I Head Coaching Wins

With the staff in place, the first order of business was to finalize the roster, and there was no bigger target than 7-3 center Mattias Markusson.

The Swedish big man had choices aplenty on where he wanted to spend his final season playing college basketball. As a graduate student following his year hiatus from the game, Markusson was being courted by several of the country's best programs in need of immediate service from the center that has improved in each of his first three seasons with the Lions.

"On day one of accepting this job, my number one recruit was Mattias," said Johnson. "My approach was to take nothing for granted and to recruit him as if he was never at Loyola Marymount University. In doing so, I have not only grown to respect him as a player, but more importantly I've come to love him as a person."

The result paid dividends for LMU. Markusson tied for ninth in the WCC with 6.00 rebounds per game and ninth in both blocked shots and free throw percentage. Over his four-year career, Markusson has grabbed 568 total rebounds, which ranks 19th all-time. His 93 blocks are sixth all-time in an LMU career, and Markusson finished best all-time with a .599 career field goal percentage.

Along with Markusson, Johnson's April 15 signing day brought in a pair of experienced graduate transfers and a freshman with high hopes to contribute in the future. Kodye Pugh of Stanford and Quentin Jackson, Jr. from Temple committed to join the team as transfers, and guard Mayoum Mayoum signed his National Letter of Intent to join the Lions.

In late June, Johnson announced that two former Lions would be returning to the team in graduate assistant roles. Shamar Johnson and Erik Johansson were the final piece of the puzzle on the staff side, but the Lions would add one more piece prior to the season, a true freshman point guard in Jalin Anderson. The July 24thsigning would be a crucial one as Anderson would make an immediate impact on the court for the Lions on his way to a WCC All-Freshman Team season.

With the team constructed, the players and staff met regular on video and phone calls until the final week of August, when the Lions were cleared to hit the court.

Due to county guidelines, the team was unable to be inside for workouts. That meant adapting and utilizing the outdoor space for weight training and creating a makeshift practice court on LMU's tennis courts. Battling the sun, outdoor conditions, and distancing requirements did not stop the Lions from getting better and preparing for the season.

Johnson's team took a page from LMU's tournament teams of the past and even used the local beaches as outdoor workout space. Conditioning and strengthening on the sand, just like Hank and Bo would do.

Then, with two months out from the start of the competition, the Lions were cleared to enter Gersten Pavilion and get indoor practices in to kick it into the next gear for the start of the season. LMU took to the indoor court for the first time as a group and built on their outdoor summer sessions.

The week that LMU was permitted indoors to train, there was one other off-court accomplishment that the team hit. All eligible players completed the steps to be registered to vote in the upcoming November presidential election.

While most of the focus was on 2020-21, Johnson signed three future Lions in November for the 2021-22 season. Los Angeles County based high school seniors, David Elliott IV, Lamaj Lewis, and James Nobles Jr., made up CBS Sports 247Sports' nationally ranked recruiting class.

As the calendar changed to November, the team experienced a special treat to kick off game-month. NBA Hall of Famer Jerry West spoke to the team ahead of the new season and gave insight from a life in and around the game of basketball.

After months and months of preparing and waiting for the day to arrive, November 25 was finally here. The Lions opened the Stan Johnson era with a home game against his alma mater, Southern Utah. In what would be the first of many come-

from-behind wins on the year, Jalin Anderson beat the buzzer to break a tie score and clinch the first-career win for Johnson to open the season. Anderson's baseline jumper would be seen by the nation on SportsCenter that night. Anderson finished the season second all-time among freshman with his 3.5 assists per game. Throughout the season, Anderson ranked 10th in assists and assist-to-turnover ratio in the WCC.

LMU wasted no time to play two of the five nationally-televised games of the season as the team took off for Minneapolis on Thanksgiving morning. With an opportunity to play Minnesota twice, the Lions showed the type of growth the team would be making all season long, playing to the wire in the second game of the trip. The nation also tuned in to Keli Leaupepe's mullet, making the Australian a viral star. Leaupepe's play backed up his hair, as the league named the sophomore All-WCC Honorable Mention. Leaupepe finished fourth in the WCC in offensive rebounds at 1.95 per game and isxth in free throw percentage at 80.6 percent.

Upon returning home from the Land of 10,000 Lakes, LMU won its first game by 20 or more points of the season. The Lions would win three such games on the year, the most since 1991-99.

LMU went undefeated at home in the non-conference, including knocking off eventual NCAA Tournament team UC Santa Barbara on Dec. 12 to start a three-game win streak.

The Lions were rolling, until they were forced to stop. The team experienced a required pause on the season due to the COVID-19 virus. While others may have used this as downtime, the Lions put in the plan that would allow them to stay sharp and active, both mentally and physically. The team closed out the semester from their rooms, and earned a program-record GPA with Dameane Douglas and Anthony Yu making the Dean's List.

Through a variety of in-room exercises and workouts combined with an opportunity to study film and take a look at the mental side of the game, the team would come out of the pause ready to perform.

And that is exactly what they did. With less than two full days of practice, the Lions jumped out in the first conference game of the season to topple San Francisco. LMU benefitted from one of the seven double-doubles on the year for First Team All-WCC and Second Team All-District Performer Eli Scott. The senior's 21 career double-doubles are sixth all-time in program history.

Two games later, the Lions extended the home win streak to seven game and picked up a win in the only overtime game of the season to defeat San Diego, but played a full week's schedule with five games over a ten-day span.

During that stretch, LMU learned that Dameane Douglas would be out for the remainder of the season. Douglas averaged 13.5 points and 6.2 rebounds in 12 games before his injury sidelined him for the remainder and was still recognized by the league's head coaches on the All-WCC Honorable Mention Team.

Needing a win, LMU traveled to Portland in search of the first victory away from The Bluff. LMU put together a complete game to defeat the Pilots by 25 points, the largest conference win since 1990-91.

Again, with momentum on the team's side coming off the first road win of the season and looking for three-straight away games coming, the Lions went on a mid-season team pause.

So, again, the team went to work while others would have just shut it down for two weeks. The team got better mentally and physically and prepared for a return to the court.

And, again, the Lions came out of it hungry. LMU came back from the quarantine period and closed out Pacific on a 31-13 run to top the Tigers.

Then, the three nights later, Eli Scott took over. At Santa Clara, Scott scored 37 points, with 22 coming in the second half, to defeat the Broncos and erase a late deficit. This game was one of the reasons why Scott averaged the most points in conference games in the WCC at over 20 points per game. Scott also finished this season second in overall rebounding in the conference at over 8.0 boards per game and ninth in assists at 3.6 per game.

The road trip continued with a challenge, playing at San Francisco with only six players. With a limited roster due to injury, the Lions grinded out a victory, outscoring the Dons by 13 in the second half and closing the game on a 7-0 run, to win four straight WCC games for the first time since 2011-12. Parker Dortch went 4-for-4 from the field in the game and closed out the game with a key charge as LMU was down to just five players.

Winners of four in a row, LMU headed back to Los Angeles for what would turn into the final home game of the season. The conference had updated the final week of the schedule changing LMU's final scheduled game to a road contest. This meant that LMU's three seniors would have one final game inside Gersten Pavilion.

Prior to the nationally-televised game against BYU, Eli Scott, Mattias Markusson, and Parker Dortch were recognized and honored with video tributes of their highlights and special messages from their families. Despite the loss, Scott was named WCC Player of the Week following the weekend. Scott surpassed 700 career rebounds that week, and finished his season ranked seventh all-time in program history with 716. Earlier in the season he became the only Lion with at least 1,000 points, 600 rebounds, and 300 assists.

With third place in the league on the line, and a chance to snap an eight-year skid in Malibu, the Lions opened the final week of the season with an opportunity in the PCH Cup. The Lions traveled up the coast on that Thursday afternoon and became the first LMU team to defeat Pepperdine on the road since 2012, and in doing so clinched a winning record in conference for the first time since that same 2011-12 season. With the win, clinched a top-three record in the WCC for the first time since 2005-06.

After closing the regular season at the nation's top-ranked team Gonzaga, LMU prepared for the WCC Championships in Las Vegas. With a first-round bye earned, LMU would play the winner of the San Diego vs. San Francisco game on the second night of the tournament. Tied at the half, LMU pulled out the win in the second half, yet again, as four different players scored in double-digits for the Lions.

The Lions advanced to the quarterfinals against Saint Mary's on the Saturday night of the tournament. Despite a battle to tie the score late in the second half, LMU did not have one last comeback in the cards.

Stan Johnson because the first coach to lead the Lions to a tournament win in his first season since 2006, and his season has recognized with recognition as a finalist for the Ben Jobe Award and Joe. B. Hall Award.

In his closing press conference, Johnson commented on his team. He said, "I've never been prouder of a group. Our guys were incredible this season."

2022-23

The history book continued to be written throughout the 2022-23 campaign as LMU accomplished things that the programs had not seen in decades.

The Lions returned to the top-4 in the WCC standings for the second time in three years under Head Coach Stan Johnson. The return to the top four in the WCC meant a double-bye in the conference tournament for the first time in 11 seasons, and meant that Johnson became the first LMU Coach with a third place and fourth place WCC finish or better since Jay Hillock in 1991 and 1992. The Lions went 9-7 in conference play which is only the second time since 1991 that LMU has finished with nine or more wins in WCC play.

The wins came in all ways as LMU finished their third 19-win Season since 1990. It started by defending home court. The Lions earned their best home record since 1987-88 at 13-3.

LMU won its first trophy under Coach Johnson after sweeping the competition at the 2022 Jamaica Classic. The Lions opened the tournament with a second-half comeback over Georgetown and followed that up with another thrilling late comeback over Wake Forest. LMU became the first team to win the Jamaica Classic twice and are now 4-0 all-time in Montego Bay. The Lions are 2-0 in matchups against the Hoyas, with both wins coming in this tournament. The win over the Demon Deacons was the first over an ACC school since 1966 when LMU defeated NC State. It also marked the first consecutive win over power conference opponents since the 1990 Elite Eight run with the wins over Michigan and Arkansas.

The Lions earned marquee non-conference wins along the way before switching into WCC action. This season was the third time with 10 wins in non-conference since 1988 and the third time since 1996 with seven or more wins through 10 games of the season.

The resume continued to build as LMU earned their first win over Nevada since 1995 and earning their first road win of the season against a Grand Canyon team that had won 17 of their last 18 home games prior to hosting the Lions.

LMU opened conference play with 15 made three pointers and a 20-point road win at Portland.

The Lions matched their best record in the month of January since the turn of the calendar in 1990 with a 5-2 mark. LMU's first win of 2023 came against BYU at Gersten Pavilion. The defense held the Cougars to 59 points. The following week, the LMU offense scored 98 points to defeat San Diego, the most in a conference game since 2016.

Then came the memorable trip up to Spokane. The Lions earned their highest ranked win in program history by defeating #6 Gonzaga on the road. It was LMU's first win over a top-10 opponent since beating then 9th-ranked Gonzaga in 2010. The win was heard around the country as the Zags snapped their home winning streak at 75 games.

LMU flipped a 10-point deficit into a 19-point win with 63.0% second half shooting and holding the Pilots to 32.1 percent shooting in the second half.

On February 9th, #15 Saint Mary's were defeated in Los Angeles making 2022-23 the first season with multiple wins over ranked teams since 2011-12 and the first season with multiple wins over top-15 teams. LMU became the first team (and likely only) team in WCC history to beat Gonzaga, Saint Mary's, and BYU in the same season. Topping the Gaels was the highest-ranked home win since 2010 and the first home win against a ranked team since 2011 (beat #23 Saint Louis)

On Senior Day, Cam Shelton becomes the first LMU player since 1992 to score 40 points in a game as the Lions needed every bit of it to defeat Pacific by two in the final home game of the year.

The Lions closed out the regular season wtih a sweep of Pepperdine by winning in Malibu. LMU had not beaten Pepperdine twice in the same season since 2012 until this year and secured LMU's first four-seed or better into the WCC Tournament since 2012.

Over the course of the season, the Lions hit 2nd-most threes made in program history (289), the 2nd-most threes attempted in program history (792), the 6th-best three-point field goal percentage in program history (.365), and the 6th-best three-point defense in program history (.336).

2023-24

Injuries were the story line for the Lions in Coach Stan Johnson's fourth season at LMU. The Lions brought in seven new players into the program, but were hardly ever able to get everybody healthy at the same time. There were stretches during conference play where LMU only had six players dressed and active.

Despite the injuries and continuity challenges, LMU won 12 games on the year, including a buzzer-beater in the final game of the Cayman Islands Classic to beat FIU, a 20-point win over UTEP, and a gritty win in Las Vegas over UNLV.

In conference play, the Lions swept Pacific, and added wins against Pepperdine, Portland, and San Diego.

2024-25

Playing in Mexico, LMU defeated Belmont and Wyoming to win the 2024 Cancun Challenge, the team's second Multi-Team Event championship in three years under Head Coach Stan Johnson. In the opening win over Belmont, LMU put together a complete game to crush the 8-time NCAA Tournament participants. The Lions grabbed a season-high 44 rebounds and held the Bruins to a tough shooting night from both the field (36.5 percent) and from three (31.0 percent). The 2024 Cancun Challenge Riviera Division championship was not decided until the final minutes of play against Wyoming. The Lions led by 13 at halftime, trailed by 10 in the second half, and closed the game on a 19-6 run over the final 5:31 to win the MTE, 73-70. The Lions benefitted from an 18-3 advantage on fast break points and finished shooting 49.1 percent from the field. LMU also tied a season-best mark shooting 81.8 percent (9-for- 11) from the free throw line. With their performances, Jevon Porter was named Riviera Division MVP and Will Johnston was named to the All-Tournament Team.gritty win in Las Vegas over UNLV.

In conference play, the Lions swept Pacific, and added wins against Pepperdine, Portland, and San Diego.

THE ELITE EIGHT RUN OF 1989-90

The numbers the 1989-90 LMU Lions put up were staggering. Here are just a few of the mind-numbing figures the Lions put up that season.

122.4 => Number of points averaged per game in 1989-90, still an NCAA Division-I record.

28 => The number of games the Lions had over 100 points, also an NCAA record.

12 => Consecutive games scored over 100 points, tied with UNLV for the NCAA record.

1,131 => Points Bo Kimble scored to lead the nation, ranked 5th all-time in NCAA history.

28 => The number of times LMU is listed in the NCAA record book for team single-game scoring out of 64 total listings.

157 => The number of points the Lions scored to set the WCC record in 157-115 win over USF (2/5/90).

149 => The number of points the Lions scored to set the NCAA tournament record in 149-115 win over Michigan (3/18/90).

11 => The number of NCAA tournament records the Lions set in just the one game against Michigan (3/18/90)

Before Sunday's West Regional final, all of Nevada Las Vegas' starters approached Loyola Coach Paul Westhead, wished him luck and acknowledged his team's special journey through the NCAA tournament. After the game, players from both sides embraced at halfcourt. But for the 40 minutes in between of playing time, UNLV handed the Lions their most lopsided defeat of the season, ending their emotional quest with a 131-101 victory to advance to the Final Four in Denver... While UNLV continues on to Denver, the Lions returned to Los Angeles with their second-best record ever at 26-6. They can look back on their own final four--their three tournament victories preceding Sunday's loss after Gathers' death, a period during which they received national attention... "Today was the way the last three should have been, proof the last three were unexplainable," Westhead said. "They were examples of the human spirit rising above occasions. But we're not angels, and we can't always rise above. I'm not devastated. When we entered this tournament I made the decision this wasn't for winning or losing, but to play hard for Hank. We were playing basketball on another level. It wasn't on the level of wins and losses. To play hard and care and do quality things, that's enough."... "I think we'll be remembered as a team that had heart and showed its love for Hank Gathers and basketball," Kimble said. Sunday, in a 30-point loss, that seemed enough.
-- Los Angeles Times, Alan Drooz, Mar. 26, 1990

We also follow it to pour our hearts out to Loyola Marymount, which showed us that the emotion of losing a cherished comrade is high-octane stuff, capable of revving up an offense that seemed already to be moving as fast as it possibly could.
-- Sports Illustrated, Alexander Wolff, Mar. 26, 1990

More than 14,000 people rose to their feet to salute Bo Kimble and the Loyola Marymount University basketball team. Only this time, the crowd was honoring a team that lost by 30 points in the NCAA Tournament West Regional Finals. The Lions, who became America's Team because of their inspired play following the death of teammate Hank Gathers on March 4, could not overcome powerful Nevada-Las Vegas, which scored a 131-101 victory.
-- South Bay Daily Breeze, Chris Long, Mar. 26, 1990

They just could not find that special magic they had against Michigan when they made 55 percent of their shots. This time they shot only 37 percent. This time they did not scramble and get to the critical loose balls. This time they did not bounce into the lane for long rebounds. This time they did not catch players who broke their press.

He [Bo Kimble] was asked how he would like this Loyola Marymount University team to be remembered. "As a team that had heart, character, and a lot of pride" he said. "As a team that showed their love for Hank Gathers and basketball by participating in the NCAA Tournament."
-- South Bay Daily Breeze, Mike Waldner, Mar. 26, 1990

What might have been the most intriguing 21 days in postseason college basketball history came to an abrupt end 16 years ago in Oakland… It involved the death of a star player during a game days before the NCAA Tournament began, a style that set the NCAA record for scoring and mesmerized everyone who witnessed it, a series of emotional NCAA Tournament upsets, a right-handed player who led the nation in scoring and shot some of his postseason free throws left-handed in honor of his deceased friend, a coach who quoted Shakespeare to his players, and, ultimately, a loss to a team that would win the national championship. It was 1990. It was Loyola Marymount. It was almost beyond belief."
-- San Francisco Chronicle, Jake Curtis, March 22, 2006

To this day, it remains beyond belief for former Los Angeles Times writer Alan Drooz and so many others. "I will never forget how much



MARCELLUS LEE
6-10 • Sr. • Pomona, CA

GREG WALKER
5-11 • Fr. • San Jose, CA

PER STUMER
6-7 • Jr. • Sweden

TOM PEABODY
6-3 • Jr. • Santa Ana, CA



TONY WALKER



JOHN O'CONNELL



TERRELL LOWERY
6-2 • So. • Oakland, CA



JEFF FRYER
6-2 • Sr. • Newport Beach, CA

JEFF ROSCOE
6-9 • Sr. • Puyallup, WA



BO KIMBLE
6-5 • Sr. • Philadelphia, PA



CHRIS SCOTT
6-8 • Fr. • Union City, CA



CHRIS KNIGHT
6-9 • So. • Los Angeles, CA



HANK GATHERS
6-7 • Sr. • Philadelphia, PA



MARCUS SLATER
6-8 • Jr. • Carson, CA

THE COACHES

HEAD COACH:
Paul Westhead

ASSISTANT COACHES:
Jay HIlock, Judas Prada
Bruce Woods, Paul Westhead, Jr.

an impact this team - which saw so many personalities come together and bond as one - had on so many people all over the country," said Drooz, who covered the Lions daily for the paper. "I wrote an opinion piece about five years ago on Hank, and for weeks I got comments from people all over the nation. It truly is remarkable how people really connected with this team. I will never, ever forget one individual from that team. It was special."

Gathers often called himself the "strongest man", and his strength lived in his teammates after his passing. It continues to live 30 years later as each night the Lions play in Hank's House. So in the words of the late Fr. Higgins, "This is Hank's House." May it bind us Lions together, forever.

Loyola Marymount Combined Team Statistics (as of Nov 06, 2009)
All games

RECORD:	OVERALL	HOME	AWAY	NEUTRAL
ALL GAMES	26-6	11-1	11-4	4-1
CONFERENCE	13-1	7-0	6-1	0-0
NON-CONFERENCE	13-5	4-1	5-3	4-1

				Total		3-Point		F-Throw		Rebounds												
##	Player	gp-gs	min	avg	fg-fga	pct	3fg-fga	pct	ft-fta	pct	off	def	tot	avg	pf	dq	a	to	blk	stl	pts	avg
30	KIMBLE, Bo	32-32	1052	32.9	404-763	.529	92-200	.460	231-268	.862	99	148	247	7.7	95	3	62	78	21	92	1131	35.3
44	GATHERS, Hank	26-26	784	30.2	314-528	.595	0-1	.000	126-222	.568	94	187	281	10.8	58	1	40	72	24	45	754	29.0
21	FRYER, Jeff	28-28	844	30.1	229-508	.451	121-308	.393	57-68	.838	44	50	94	3.4	63	0	49	36	0	51	636	22.7
20	LOWERY, Terrell	32-0	637	19.9	154-300	.513	46-114	.404	110-149	.738	35	49	84	2.6	87	5	202	105	6	63	464	14.5
04	STUMER, Per	32-32	960	30.0	93-204	.456	36-96	.375	53-66	.803	59	180	239	7.5	101	3	54	82	7	37	275	8.6
12	WALKER, Tony	32-31	702	21.9	68-126	.540	0-1	.000	44-74	.595	40	37	77	2.4	97	3	227	106	4	65	180	5.6
11	PEABODY, Tom	32-4	564	17.6	62-117	.530	1-7	.143	20-44	.455	25	58	83	2.6	85	3	80	33	10	61	145	4.5
34	KNIGHT, Chris	32-6	382	11.9	47-94	.500	0-1	.000	32-49	.653	36	63	99	3.1	92	4	20	24	24	18	126	3.9
14	O'CONNELL, John	30-0	250	8.3	36-54	.667	0-1	.000	13-25	.520	27	56	83	2.8	41	0	10	19	1	10	85	2.8
00	LEE, Marcellus	17-0	44	2.6	17-27	.630	2-2	1.000	9-17	.529	13	9	22	1.3	10	0	1	5	0	1	45	2.6
31	SCOTT, Chris	19-0	108	5.7	14-37	.378	0-1	.000	1-9	.111	16	27	43	2.3	15	0	8	12	5	4	29	1.5
50	SLATER, Marcus	15-0	26	1.7	7-23	.304	0-2	.000	5-9	.556	8	5	13	0.9	3	0	0	5	2	0	19	1.3
03	WALKER, Greg	18-1	41	2.3	8-22	.364	0-1	.000	6-7	.857	2	4	6	0.3	2	0	8	13	0	2	22	1.2
23	ROSCOE, Jeff	17-0	33	1.9	3-5	.600	0-1	.000	1-1	1.000	3	6	9	0.5	4	0	1	0	0	1	7	0.4
	Team										61	56	117									
	Total.....	32	6427		1456-280	.519	298-736	.405	708-1008	.702	562	935	1497	46.8	753	22	762	590	104	450	3918	122.4
	Opponents.....	32	6423		1369-263	.520	168-433	.388	552-851	.649	531	957	1488	46.5	780	-	804	770	146	277	3458	108.1

TEAM STATISTICS	LMU	OPP
SCORING	3918	3458
Points per game	122.4	108.1
Scoring margin	+14.4	-
FIELD GOALS-ATT	1456-2808	1369-2632
Field goal pct	.519	.520
3 POINT FG-ATT	298-736	168-433
3-point FG pct	.405	.388
3-pt FG made per game	9.3	5.3
FREE THROWS-ATT	708-1008	552-851
Free throw pct	.702	.649
F-Throws made per game	22.1	17.3
REBOUNDS	1497	1488
Rebounds per game	46.8	46.5
Rebounding margin	+0.3	-
ASSISTS	762	804
Assists per game	23.8	25.1
TURNOVERS	590	770
Turnovers per game	18.4	24.1
Turnover margin	+5.6	-
Assist/turnover ratio	1.3	1.0
STEALS	450	277
Steals per game	14.1	8.7
BLOCKS	104	146
Blocks per game	3.3	4.6
ATTENDANCE	48286	145517
Home games-Avg/Game	12-4024	15-6056
Neutral site-Avg/Game	-	5-10934

Score by Periods	1st	2nd	OT	Totals
Loyola Marymount	1891	2021	7	3919
Opponents	1684	1760	14	3458

	Date	Opponent		Score	Att.
	11/15/89	at UNLV	L	91-102	13430
	11/25/89	NEVADA-RENO	W	145-102	3663
!	12/01/89	vs Stetson	W	126-95	3000
!	12/02/89	at Jacksonville	W	106-105	2863
	12/07/89	at US International	W	152-137	1264
	12/09/89	UC SANTA BARBARA	W	104-101	4000
	12/19/89	at Oregon State	W	117-113	9187
	12/23/89	OKLAHOMA	L	121-136	4210
	12/30/89	NIAGRA	W	122-87	3563
	01/02/90	at Xavier	L	113-115	8000
	01/04/90	at Saint Joseph's	W	99-96	3200
	01/06/90	at LaSalle	W	121-116	10254
*	01/11/90	at Santa Clara	W	113-100	5000
*	01/13/90	at San Diego	W	119-112	2500
*	01/19/90	GONZAGA	W	144-100	4085
*	01/20/90	PORTLAND	W	131-106	4156
*	01/25/90	at Portland	W	126-103	4886
*	01/27/90	at Gonzaga	W	99-88	4143
*	02/01/90	SAINT MARY'S	W	150-119	4156
	02/03/90	at Louisiana State	Lot	141-148	14084
*	02/04/90	SAN FRANCISCO	W	157-115	4110
*	02/09/90	at San Francisco	W	137-123	5007
*	02/10/90	at Saint Mary's	W	139-110	3500
*	02/14/90	PEPPERDINE	W	131-116	4156
*	02/17/90	at Pepperdine	L	123-131	3529
*	02/23/90	SAN DIEGO	W	131-119	4156
*	02/24/90	SANTA CLARA	W	117-81	4156
$	03/03/90	GONZAGA	W	121-84	3875
%	03/16/90	vs New Mexico St.	W	111-92	12200
%	03/18/90	vs Michigan	W	149-115	12200
^	03/23/90	vs Alabama	W	62-60	12972
^	03/25/90	vs UNLV	L	101-131	14298

* = Conference game
! = Gator Bowl Tournament - Jacksonville, FL
$ = WCC Tournament - Los Angeles, CA
% = NCAA West Regional First/Second Round - Long Beach, CA
^ = NCAA West Regional Finals - Oakland, CA

RETIRED JERSEY

44 HANK GATHERS





One of the most prolific players in NCAA history, Hank Gathers' jersey, No. 44, was retired on Feb. 19, 2000. Forever will Gathers' athletic prowess be remembered by basketball fans who watched as he helped execute one of the highest scoring offensive systems in NCAA history. With talents that kept the nation glued to the newspapers and televisions in both 1988-89 and 1989-90, Gathers led the nation his junior year in both scoring (32.7 ppg) and rebounding (13.7 rpg). With those credentials, Gathers became only the second player in history to lead the NCAA in both categories in the same season. The leading scorer in school history with 2,480 points, Gathers remains the career leader in scoring average at LMU with 28.0 per game. His career rebounding average of 11.1 per game ranks fourth on the all-time list at LMU. Ranking in the top-10 in six other categories, he also ranks among the school's top-10 in the single-season record books in 11 separate categories. Guiding the Lions to two West Coast Conference Championships and two NCAA tournament appearances, Gathers gained many accolades before his career came to an abrupt end. Gathers died on March 4, 1990 after he collapsed on the court during the first half of LMU's semifinal game against Portland in the WCC Tournament in Gersten Pavilion. Today that same Pavilion is known as Hank's House.



RETIRED JERSEY

30 BO KIMBLE





A Scoring Machine... these words probably best describe one of the greatest players to ever wear a uniform at Loyola Marymount University. Because of his achievements on the court, Bo Kimble had his jersey, No. 30, officially retired in the 1999-2000 season on Feb. 19. A key in the successfull execution of Paul Westhead's high scoring offenses, Kimble will always be remembered as one of the soliders who led the Lions to the Elite Eight of the NCAA tournament in 1990. Following the death of his close friend and teammate, Hank Gathers, his left-handed free throws in the NCAA tournament warmed the hearts and minds of college basketball fans all over the nation. His tremendous talent enabled him to lead the nation in scoring as a senior, averaging 35.3 points per game. Ranking first all-time in a single season and sixth in NCAA history with 1,131 points in 1990, Kimble completed his career with a combined total of 2,010 points, a mark that ranks fifth in the LMU record books. His career scoring average of 26.4 points per game ranks second all-time at LMU. Kimble holds several scoring records, appearing in 18 different signel-season and career top-10 categories. Kimble is the only LMU player to ever score more than 50 points in a single game in LMU history. Amazingly so, he did it four times, topped by his career-hgih of 54 points against St. Joseph's on Jan. 4, 1990. Drafted in the first round of the NBA Draft by the Los Angeles Clippers in 1990, Kimble played two seasons in Los Angeles (1990-92) and one with the New York Knicks (1992-93).

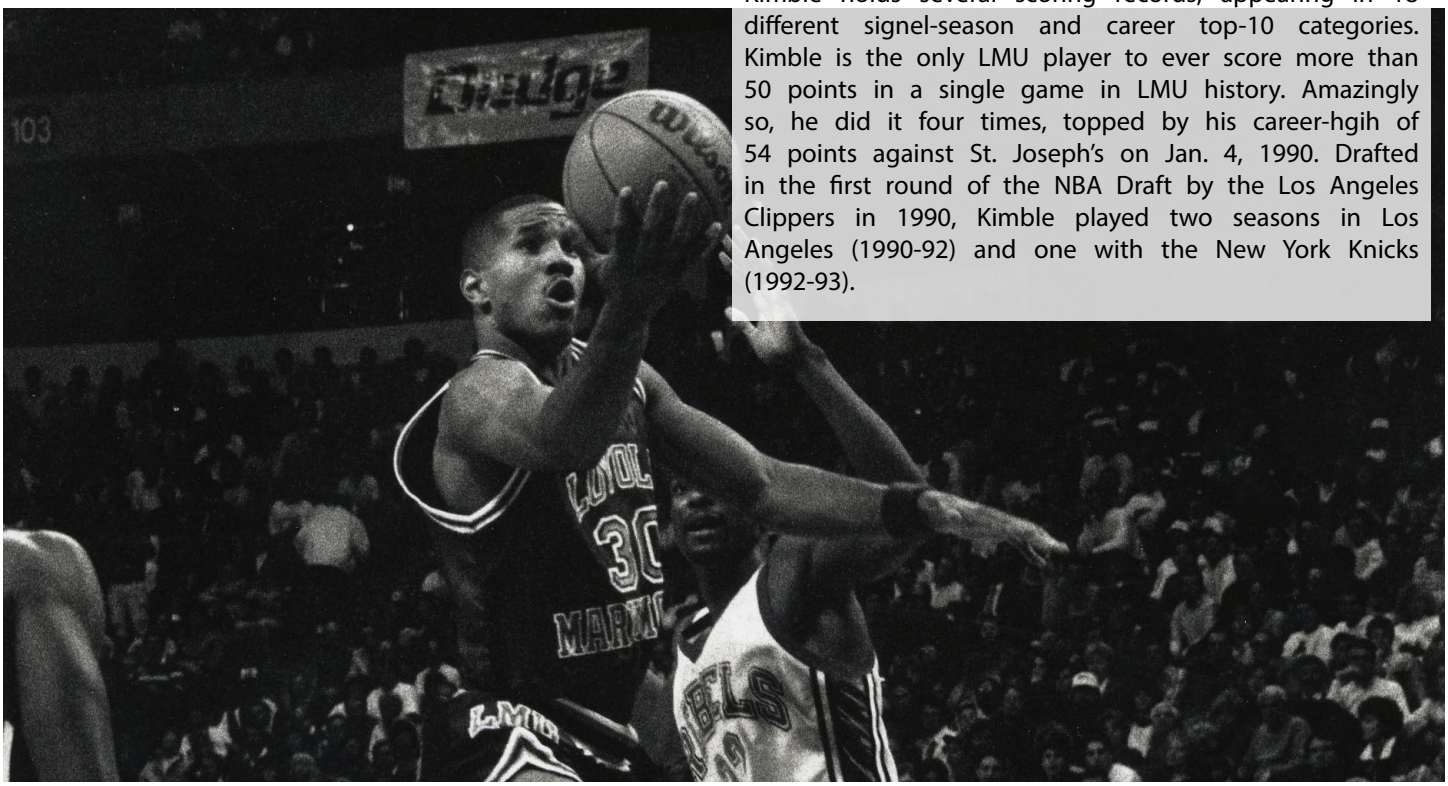

ALL-TIME ROSTER

A • A • A

Taj Adams	2012-13
Clete Adelman	1963-66
Frank Adelman	1970-71
Rick Adelman	1965-68
Jean Paul Afif	1999-00
Leonard Agee	1981-82
Justin Ahrens	2022-23
Tom Airey	1992-93
Ivan Alipiev	2018-21
Cameron Allen	2017-18
Willie Allen	1995-99
Joe Amalifitano	1952-53
Kelvin Amayo	2016-17
Gil Amelio	1949-50
Myron Amey, Jr.	2024-25
Joe Amico	1956-59
Ben Ammerman	1994-98
Jalin Anderson	2020-23
John Anthony	1993-97
Mike Antoine	1979-81
Ray Appel	1946-50
LaRon Armstead	2008-12
Mark Armstrong	1984-88
John Arndt	1947-50
Chris Ayer	2002-06

B • B • B

Baine	1958-59
John Baker	1951-52
Richard Baker	1953-56
Keoni Ball	1986-88
Don Barbaret	1948-49
John Barbour	1991-92
Charles Barrett	1959-60
Don Bartell	1959-60
Tyler Batiste	2014-16
James Batemon	2017-19
Roland Barthelemy	1950-51, 53-54
Artur Bell	1948-49, 50-52
Jordan Bell	2018-20
David Benaderet	1954-57
Ed Bento	1959-62
Kevin Berardini	2009-10
C.J. Blackwell	2011-14
Alfred Blythe	1936-37
Vitor Boccardo	2004-06
Clelio Boccato	1951-54
John Boccato	1957-59
Wayne Boehle	1962-65
Paul Boken	1979-80, 81-82
Bernie Bowler	1959-62
Bernie Boyle	1963-65
Jim Boyle	1953-56
Tom Boyle	1965-67
Fred Bradford	1982-86
Tom Branich	1975-79
James Brosnan	1959-62
Brandon Brown	2015-17
Charles Brown	2001-05
Dustin Brown	2002-06
Garnette Brown	1954-57
Johnny Brown	1981-83
Ned Brown	1924-25
Harry Brubaker	1929-31
Dan Burke	1946-48
Louis Burke	1924-25
Martin Burke	1923-24
Bob Burns	1963-66
Tom Buzzard	1974-75

C • C • C

Louis Canton	1949-50
Kevin Carney	2023-25
Darryl Carter	1983-87
Jack Cavanaugh	1925-26
Pat Chance	1984-85
Kelsey Chine	2009-12
Mike Clarke	1947-49
Eric Claus	1974-77
Art Claybion	1979-81
Ed Clearly	1941-42
Bob Coleman	1936-37
John Conlin	1966-67
Neil Cooney	1947-49
Dick Coover	1946-47
Bob Corlett	1950-53
Peter Cornell	1996-98
Corey Counts	2005-09
Nathan Cox	1954-55
Robert Cox	1953-55
Max Craig	2006-08
Miles Crawford	2015-16
Damon Croshere	1999-00
Joe Cullen	1971-74
Jude Culligan	1947-48
Jack Curran	1966-69
Mike Curran	1967-69
Paul Currin	1925-26
Charles Curtis	1968-71
Philipp Czernin	2000-02

D • D • D

Andrew Dahl-Bredine	1996-97
Brandon Dalton	1999-00
Kevin Daniels	1996-97
Bob Davis	1950-51
Dan Davis	1979-81
Jim Davis	1978-79
Larry Davis	2008-11
Robert Davis	1998-99; 00-02
Shawn Deadwiler II	2006-08
Brad Dean	1972-75
Phil DeBriere	1947-48
Bill Delaney	1968-71
Kent Dennis	2001-03
Marko Deric	2005-09
"Deak" Despars	1926-28
Carl Dettman	1923-24
Paul Deyden	1965-68
Jason Dickens	2001-04
Ben Dickinson	2012-14
Tim Diederichs	2007-12
Norman Diehl	1954-55
Matar Diop	2024-25
Raphale Dirden	1981-82
Richard Dixon	1968-71
Tom Donahue	1955-58
Bill Donovan	1946-50
Maurice Donovan	1940-42
T. Donovan	1940-41
Charles Dorsey	1980-82
Parker Dortch	2019-21
Jonathan Dos Anjos	2019-20
Dameane Douglas	2018-22
Adam Drexler	2012-13
Jarred DuBois	2008-12
Mike Dunlap	1978-80

E • E • E

Haywood Eaddy	1997-99
Ayodeji Egbeyemi	2010-15
Joe Elie	1967-69
David Elliott IV	2021-22
Bruce English	2011-13
Alozie Erondu	2013-14
Greg Evans	1990-91
Chris Evelyn	1995-99

F • F • F

Phil Faist	1961-63
Joe Feren	1969-72
Bryon Fitzgerald	1927-28
Detroit Flanagan	1961-64
Chase Flint	2012-15
Paul Ford	1972-73
Forsythe	1958-59
Luke Frasso	2020-21
Bob Frias	1952-53
Paul Frias	1972-73
Jeff Fryer	1986-90

G • G • G

Darryl Gabriel	1981-83
Henry Gaillard	1968-69
Corey Gaines	1987-88
Robert Gallatin	1941-42
Edgar Garibay	2009-11
Calvin Garvin	1950-53
Hank Gathers	1987-90
Sherman Gay	2000-04
Al George	1925-26
Bill Germschied	1951-52, 56-59
Joe Giola	1946-50
Donald Gipson	2016-19
Norman Glick	1948-49
Robert Goodman	1980-81
Greg Goorjian	1982-83
Mark Gottas	1992-94
Michael Graham	2022-24
Louis Gray	1974-75
Martin Greaney	1941-42
Gary Griffin	1951-54
Jess Grim	1968-69
Al Grimley	1948-49
Jerry Grote	1959-62
Derrick Grubb	2006-07
Brandon Gumaer	2009-10

H • H • H

Jim Haderlein	1968-71
Martin Haderlein	1940-42
Steve Haderlein	1981-85
Bill Haggerty	1928-31
Jim Halbur	1965-68
Tim Haley	1971-74
Ashley Hamilton	2008-13
Dave Hammers	1957-59
Julian Hammond	1995-97
Steve Haney	1984-85
Steven Haney, Jr.	2014-18
Glen Hannah	1970-73
Jim Harold	1969-70
Dominick Harris	2023-24
Gary Harris, Jr.	2021-22
Jimmy Harris	1993-94
Rahim Harris	1991-94
Michael Harwood	1953-54
Matt Hayes	2014-16
John Haywood	2002-067
Don Haselton	1951-52
Max Heller	2013-14
Ernest Henderson	1994-95
Don Henry	1960-61, 62-63
Rudy Heredia	1954-57
Petr Herman	2014-19
Jeff Hill	1983-85
Tom Hobson	1977-78
Leo Hoffman	1923-24
Phil Holdeman	1950-51
Craig Holt	1990-92
Floyd Hooper	1976-77
Dan Hornbuckle	1983-84
Kenny Hotopp	1994-98
Carl Horland	1936-39
Walt Hoye	1955-56
Robert Hoy	1948-49
Steve Hubbard	1976-79
David Humphries	2014-16
Greg Hunter	1975-79
Randy Hunter	1972-73

I • I • I

Anthony Ireland	2010-14
Larry Irwin	1984-86
Rick Issanza	2022-25

J • J • J

Adom Jacko	2015-16
Don Jackson	1974-76
Nino Jackson	2013-14
Quentin Jackson, Jr.	2020-22
Connor Jean	2014-15
Isaiah Jenkins	2007-08
Erik Johansson	2016-20
Bill Johnson	1975-79
Clyde Johnson	1976-80
Orlando Johnson	2007-08
Shamar Johnson	2015-17
Will Johnston	2023-25
Will Jones	1995-97
Wyking Jones	1991-95
Stefan Jovanovic	2016-17

K • K • K

Silvester Kainga	1997-99
Given Kalipinde	2009-10
Bill Kanaly	1947-48
Chris Kanne	2005-09
Paul Kanne	1937-39
Femi Kannike	2012-13
Antti Kasko	2002-04
Scott Kay	1971-74
Tim Kennedy	1995-99
Jeff Kermah	1999-00
Bo Kimble	1987-90
Keith Kincade	2000-04
Ken Kincheloe	1973-75
Joseph King	1941-42
Robin Kirksey	1991-92, 93-95
Hunter Knapp	1984-86
Chris Knight	1987-88
Matthew Knight	2003-07
Jay Knollmiller	1997-98
David Knox	1975-79
Kevin Koch	1978-80
Pete Kohles	1960-63
Chuck Kovely	1954-57
David Koza	1978-79
Simon Krajcovic	2014-15
Tony Krallman	1959-62
Vide Kriste	1936-39
Marin Kristovich	1930-31
John Kurtz	1950-53

L • L • L

Mike Lahm	1980-81, 82-83
Greg Lakey	2000-02

ALL-TIME ROSTER

William Lane	1940-
Daniel Latimer	2009-12
Mike Lawler	1961-64
Quincy Lawson	2009-12
Victor Lazzaretti	1985-87
Keli Leaupepe	2019-24
Darren Lee	1982-84
Marcellus Lee	1987-90
Peter Lee	1941-42
Gene Lepore	1966-69
Gabe Levin	2013-14
Darrin Levy	1983-85
Jose Lewis	1971-72
Lamaj Lewis	2021-25
Mitch L'Heureux	1946-50
Wes Libuit	2008-09
Dale Lillard	1949-50
Bob Link	1949-50
Ollie Lisauskas	1965-68
Gray Louis	1972-74
Terrell Lowery	1988-92
George Lynch	1936-37

M • M • M

Pablo Machado	1999-2001
Kenneth Macker	1936-37
Patrick Madigan	2002-03
Frank Maestas	1977-78
William Magee	1936-37
"Wee Willie" Mahedy	1924-26
Jack Maloney	1936-37
John Mancino	1952-57
Trevor Manuel	2016-17
Kwane Marble II	2021-23
Bruno Marcotulli	1978-79, 81-82
James Markham	1969-70
Mattias Markusson	2016-19, 20-21
Arch Marshall	1927-28
Daniel Marshall	1924-26
Damian Martin	2003-05, 2007
Harold Martin	1940-42
Elton Mashack	1997-2001
Zan Mason	1992-94
Pat Mauch	1946-47
Mason Maynard	2006-08
Bill Mazurie	1992-94
Aaron McBride	2023-25
John McCarthy	1963-64
Tyler McClenahan	2000-02
Jeffery McClendon	2015-19
Rupert McClendon	1998-2000
Brian McClowsky	1990-93
Dick McCloskey	1962-65
Jim McCloskey	1979-81
Ed McDonald	1963-66
Ervin McDonald	1937-38
Greg McDonald	1976-77
Doug McEachen	1928-30
Cobi McElroy	1991-95
Dick McGreevy	1956-57
Angus McIssac	1924-28
Forrest McKenzie	1981-86
Bill McMahon	1954-57
Don McMahon	1947-48
Lloyd McMillian	1972-75
Alex Merkviladze	2021-25
Pat Meyer	1986-88
Bob Mezzera	1974-75
Adoyah Miller	2004-07
Paul Miller	1967-69
Ron Miller	1962-63
Tim Miller	1968-70
Joe Minervini	1948-51
Terry Mister	1987-89
Ed Mitchell	1957-58
Mike Moder	1955-58
Walter Moffenbeier	1923-24
Sean Mollins	2000-02
John Montgomery	2002-07
Jeff Moore	1979-80
Matt Moore	1998-99
Vince Morelli	1974-77
Don Moreno	1946-47
Bob Morgan	1969-72
Tom Morley	1986-89
Marin Mornar	2012-16
Michael Mulry	1994-96
William Munoz	1941-42
Jim Murdy	1957-59
Mike Murphy	1976-77

N • N • N

Kian Nader	2022-23
Lazar Nekic	2019-21
Bill Neu	1975-77
Miroslav Neskovic	2001-03
Pete Newell	1936-37
Ed Newlin	1966-67
Chris Nikchevich	1986-87
James Nobles	2022-23
Casey Norris	2014-15

O • O • O

Pat O'Brien	1957-58
John O'Connell	1988-92
Ime Oduok	1993-96
Jim O'Keefe	1962-65
Godwin Okonji	2010-15
Chris Oliveira	1970-73
Ken Oliver	1952-53
Mike O'Quinn	1993-96
Frank O'Reilly	1941-42
Andy Osborn	2001-03
Alex Osborne	2009-14

P • P • P

Richard Palmatory	1936-38
Mihail Papadopolus	1997-00
Max Parish	1935-36
Evan Payne	2013-15
Tom Peabody	1988-91
Jack Peck	1939-41
Daryl Pegram	2003-06
Robert Perich	1946-50
Jason Perry	1995-98
Ken Peterson	1964-67
Marty Peterson	1979-81
Richard Petruska	1990-91
Luther Philyaw	1972-76
Gene Pingatore	1955-58
Jevon Porter	2024-25
Tom Portman	1974-75
Irvine Price	1941-42
Scott Pritchet	1979-81
Kodye Pugh	2020-21

Q • Q • Q

Chuck Quigley	1937-39
Brian Quinn	1960-63
Chuck Quinn	1952-53
Joe Quintana	2017-22

R • R • R

Rick Ragsdale	1965-68
Mike Redman	1972-73
E. Rehnstrand	1936-37
Griffin Reilly	2008-10
Kieran Reilly	1982-83
Chris Rettig	1985-86
Kevin Richard	1999-00
Ross Richardson	1990-94
Jack Rieg	1958-61
Jovan Ristic	2024-25
Art Robinson	1952-53
Eurskine Robinson	2000-02
Leon Robinson	1978-79
Peter Rocovich	1936-38
Dave Rohde	1975-76
Jeff Roscoe	1986-90
Tom Ryan	1958-61

S • S • S

Gene Sakeld	1951-54
Tom Salvino	1953-56
Ronnie Sarber	1952-53
Henry Sartoris	1936-37
Leo Saucedo	1997-99
Charlie Saxton	1966-68
James Scanlon	1947-49
Al Schanhaar	1965-68
Dick Schiendler	1962-65
Wallace Schlimgen	1930-31
Pat Schneider	1937-40
Dick Schneiders	1946-47
Francis Schneiders	1937-40
Richard Schneiders	1941-42
Christian Scott	1989-93
Eli Scott	2017-22
Dick Sebek	1965-68
Reilly Seebold	2019-20
Jack Senske	1953-54
Jim Senske	1958-61
Rick Sharp	1982-84
Don Shaw	1971-73
Cam Shelton	2021-23
Caryle Sherwood	1924-25
Gerald Schodall	1941-42
Patson Siame	2014-15
Bob Siemak	1969-72
Omar Simeon	1959-62
Enoch Simmons	1985-89
Mikail Simmons	2017-18
L Simpson	2020-21
Jay Simon	1951-54
Seikou Sisoho Jawara	2019-20
Marcus Slater	1987-91
Curtis Slaughter	1998-00
Keith Smith	1982-86
Lisle Smith	1951-55
Marcus Smith	2000-02
Steve Smith	1971-73
George Snell	1935-36
J.J. Sola	1999-00
Charles Sorrentino	1947-50
Kevin Sparks	1981-83
Joshua Spiers	2014-16
Louis Sporer	1946-47
James Sresovich	1925-27
Earl Stahl	1948-50
Howard Stein	1950-53
Clem Sterk	1996-97
Chance Stephens	2022-23
Stan Stewart	1974-77
Rob Stidham	1964-65
Caleb Stone-Carrawell	2024-25
NIck Stover	2012-14
Willie Strickland	1968-71
Bob Stroup	1937-40
Per Stumer	1988-90
Dan Sullivan	1924-25
Paul Sunderland	1973-74
Terron Sutton	2006-09
John Swanson	1937-38
Brad Sweezy	2006-10

T • T • T

Noah Taitz	2023-24
Vernon Teel	2008-11
Lars Thiemann	2023-24
Dick Thobe	1961-63
Bill Thomason	1970-73
Stanley Thorne	1999-00
Brad Todd	1978-83
Frank Treacy	1941-42
Chris Trumpy	2001-02
Buay Tuach	2015-17
Pen Tudor	1948-49
James Tunney	1924-28
George Tupy	2023-25
Quentin Turner	2007-08
Munis Tutu	2015-17

U • U • U

Gabriel Ugarte	1941-42
Henry Ugarte	1940-42
Jeff Uter	1978-79

V • V • V

Ed Van der Meulen	1950-53
John Veargason	1986-89
Guy Vernikovsky	2000-01
Sherman Vernon	2014-15
Jan Vide	2024-25
Drey Viney	2008-12
Jerry Vinson	1963-64
Dennis Vogel	1983-87
Bob Vogelsang	1978-79
R. Vogelsang	1928-29
Vincent Volz	1954-56
William Von der Ahe	1929-31

W • W • W

Bob Wade	1948-51
Bill Wagner	1957-59
Brandon Walker	2007-08
Greg Walker	1989-93
Les Walker	1989-93
Taylor Walker	2011-13
Tony Walker	1989-90
Brad Walsh	1946-48
James Walter	1958-71
Jalen Ward	2015-16
Wes Wardrop	2002-06
Casper Ware	1981-82
Kareem Washington	1990-91
Mark Watkins	1980-81
Ted Webber	1968-69
James Wegren	1983-84
Francis West	1925-27
Jim Whaling	1946-47
Jeff Wharton	1973-76
George Weider	1974-75
Jim Wiederkehr	1957-60
AJ Williams	2022-23
Deovaunta Williams	2019-20
Duane Williams	1969-72
Wes Williams	1973-74
Zafir Williams	2017-19

Jim Williamson	1993-97
Larry Williamson	1976-77
Joe Witek	1946-48
Chuck Witt	1949-50
Ed Wolfe	1998-00
Terryl Woolery	1995-96
Phil Woolpert	1937-39
Brandon Worthy	2002-07
Robert Worthy	1979-80
Justin Wright	2023-24
Tom Wroblewski	1983-84
Devin Wyatt	2014-15

Y • Y • Y

Mike Yoest	1984-88
Steve Yoest	1988-89
Greg Young	1968-71
Kevin Young	2008-10
Mike Young	1979-81
Anthony Yu	2020-21

Z • Z • Z

Richard Zacher	1982-83
Gene Zech	1966-67
Dick Zembal	1965-68
Jon Ziri	2003-08
Lazar Zivanovic	2019-20
Bob Zwank	1936-37

LIONS IN THE PROS

NBA Draft Selections

Year	Player	Rd	Team
1953	John Kurtz	4th	Rochester Royals
1962	Jerry Grote	4th	St. Louis Hawks
1962	Ed Bento	8th	Cincinnati Royals
1968	Rick Adelman	7th	San Diego Rockets
1971	Jim Haderlein	8th	San Francisco Warriors
1971	Richard Dixon	14th	Chicago Bulls
1973	Steve Smith	7th	Golden State Warriors
1978	Stan Stewart	7th	Houston Rockets
1979	Greg Hunter	10th	San Diego Clippers
1983	Greg Goorjian	9th	Golden State Warriors
1986	Keith Smith	2nd	Milwaukee Bucks
1986	Forrest McKenzie	3rd	San Antonio Spurs
1988	Corey Gaines	3rd	Seattle Supersonics
1990	Bo Kimble	1st	Los Angeles Clippers
2001	Peter Cornell	FA	Los Angeles Lakers

CBA Draft Selections

Year	Player	Rd	Team
1988	Mike Yoest	4th	Rockford Lightning
1990	Jeff Fryer	3rd	Albany Patroons
1992	Terrell Lowery	6th	Quad City Thunder
1998	Peter Cornell	6th	Connecticut Pride

NBA Veteran Statistics

RICK ADELMAN

Year	Team	G	FGA	FGM	FTA	FTM	RB	AST	PTS	AVG
1968-69	San Diego	77	449	177	204	131	216	238	485	6.3
1969-70	San Diego	35	247	96	91	68	81	113	260	7.4
1970-71	Portland	81	895	378	369	267	282	380	1023	12.6
1971-72	Portland	80	753	329	201	151	229	413	809	10.1
1972-73	Portland	76	525	214	102	73	157	294	501	6.6
1973-74	Chicago	55	170	64	76	54	69	56	182	3.3
1974-75	Chicago-N.O.-K.C.	58	291	123	103	73	95	112	319	5.5
Totals		462	3330	1381	1146	817	1129	1606	3579	7.7

COREY GAINES

Year	Team	G	FGA	FGM	FTA	FTM	RB	AST	PTS	AVG
1988-89	New Jersey	32	64	27	16	12	19	67	67	2.1
1989-90	Philadelphia	9	12	4	4	1	5	26	10	1.1
1990-91	Denver	10	70	28	26	22	14	91	83	8.3
1993-94	New York Knicks	18	20	9	15	13	13	30	33	1.8
1994-95	Philadelphia	11	51	24	11	5	18	33	55	5.0
Totals		80	217	92	72	53	69	247	248	3.1

NORMAN GLICK

Year	Team	G	FGA	FGM	FTA	FTM	RB	AST	PTS	AVG
1949-50	Minneapolis	1	1	1	0	0	0	1	2	2.0

JERRY GROTE

Year	Team	G	FGA	FGM	FTA	FTM	RB	AST	PTS	AVG
1964-65	Los Angeles Lakers	11	11	6	2	2	4	4	14	1.3

BO KIMBLE

Year	Team	G	FGA	FGM	FTA	FTM	RB	AST	PTS	AVG
1990-91	Los Angeles Clippers	62	418	159	100	68	119	76	429	6.9
1991-92	Los Angeles Clippers	34	111	44	31	20	32	17	112	3.3
1992-93	New York Knicks	9	33	14	8	3	11	5	33	3.7
Totals		105	562	217	139	91	162	98	574	5.5

FORREST MCKENZIE

Year	Team	G	FGA	FGM	FTA	FTM	RB	AST	PTS	AVG
1986-87	San Antonio	6	28	7	2	2	7	1	17	2.8

KEITH SMITH

Year	Team	G	FGA	FGM	FTA	FTM	RB	AST	PTS	AVG
1986-87	Milwaukee	42	150	57	28	21	32	43	138	3.3



« Corey Gaines and Bo Kimble saw time in the pros with the Knights.

LIONS OVERSEAS

Recent years has seen many Lions go play professionally internationally. Those recent players include: Ivan Alipiev, Chris Ayer, James Batemon, Brandon Brown, Charles Brown, Sherman Gay, Ashley Hamilton, Petr Herman, Anthony Ireland, Adom Jacko, Matthew Knight, Greg Lakey, Keli Leaupepe, Mattias Markusson, Damian Martin, Adoyah Miller, Cam Shelton, Vernon Teel, Drew Viney and Wes Wardrop.

ALL-TIME HONORS

ALL-AMERICANS
1989-90
Bo Kimble, Consensus Second-Team
Hank Gathers, Consensus Second-Team

1990-91
Terrell Lowery, honorable mention

1991-92
Terrell Lowery, honorable mention

2011-12
Anthony Ireland, Jesuit honorable mention

NABC ALL-DISTRICT
2022-23
Cam Shelton, first team

2020-21
Eli Scott, second team

2013-14
Anthony Ireland, second team

2011-12
Anthony Ireland, second team

USBWA ALL-DISTRICT
2022-23
Cam Shelton, first team

FRESHMAN ALL-AMERICA
2010-11
Anthony Ireland (CollegeInsider.com Mid-Major)

ACADEMIC ALL-AMERICA
1972-73
Steve Smith

LOU HENSON AWARD ALL-AMERICA
2022-23
Cam Shelton

LOU HENSON NATIONAL PLAYER OF THE YEAR FINALIST
2022-23
Cam Shelton

WCC PLAYER OF THE YEAR
1989-90: Bo Kimble

1988-89: Hank Gathers

1967-68: Rick Adelman

1959-60: Jerry Grote

WCC DEFENSIVE PLAYER OF THE YEAR
2006-07: Damian Martin
2003-04: Sherman Gay

WCC FRESHMAN OF THE YEAR
1993-94: Jim Williamson

WCC COACH OF THE YEAR
2011-12: Max Good
1995-96: John Olive
1989-90: Paul Westhead
1987-88: Paul Westhead
1979-80: Ron Jacobs
1960-61: Bill Donovan

ALL-WCC SELECTIONS
2024-25
Jevon Porter, honorable mention
Caleb Stone-Carrawell, honorable mention

2023-24
Alex Merkviladze, honorable mention

2022-23
Cam Shelton, first team
Keli Leaupepe, honorable mention

2021-22
Eli Scott, second team

2020-21
Eli Scott, first team
Dameane Douglas, honorable mention
Keli Leaupepe, honorable mention
Jalin Anderson, All-Freshman Team

2019-20
Eli Scott, second team
Keli Leaupepe, All-Freshman Team

2018-19
James Batemon, first team
Mattias Markusson, honorable mention
Dameane Douglas, All-Freshman Team

2017-18
James Batemon, second team
Eli Scott, All-Freshman Team

2016-17
Brandon Brown, second team
Buay Tuach, honorable mention

2015-16
Adom Jacko, second team
Brandon Brown, honorable mention

2013-14
Anthony Ireland, first team
Gabe Levin, All-Freshman Team
Evan Payne, All-Freshman Team

2012-13
Anthony Ireland, first team

2011-12
Anthony Ireland, first team
Drew Viney, first team

2010-11
Vernon Teel, honorable mention
Drew Viney, honorable mention
Anthony Ireland, All-Freshman Team

2009-10
Vernon Teel, first team
Drew Viney, first team
Ashley Hamilton, All-Freshman Team

2008-09
Jarred DuBois, All-Freshman Team

2006-07
Matthew Knight, first team
Adoyah Miller, honorable mention

2005-06
Matthew Knight, first team
Wes Wardrop, first team
Brandon Worthy, first team

2004-05
Matthew Knight, honorable mention

2003-04
Sherman Gay, first team
Damian Martin, All-Freshman Team

2002-03
Brandon Worthy, honorable mention

2000-01
Elton Mashack, first team
Marcus Smith, honorable mention

1998-99
Haywood Eaddy, first team
Elton Mashack, honorable mention

1997-98
Peter Cornell, honorable mention

1996-97
Jim Williamson, first team

1995-96
Ime Oduok, first team
Jim Williamson, first team

1994-95
Ime Oduok, first team
Wyking Jones, honorable mention
Robin Kirksey, honorable mention

1993-94
Wyking Jones, first team

1992-93
Zan Mason, first team
Brian McCloskey, honorable mention

1991-92
Terrell Lowery, first team
Tony Walker, honorable mention

1990-91
Terrell Lowery, first team
Richard Petruska, first team

1989-90
Hank Gathers, first team
Jeff Fryer, first team
Bo Kimble, first team
Terrell Lowery, honorable mention

1988-89

Hank Gathers, first team
Jeff Fryer, honorable mention
Bo Kimble, honorable mention
Enoch Simmons, honorable mention

1987-88
Mike Yoest, first team
Corey Gaines, first team
Hank Gathers, first team
Bo Kimble, first team

1986-87
Mike Yoest, first team

1985-86
Forrest McKenzie, first team
Keith Smith, first team
Mark Armstrong, honorable mention
Mike Yoest, honorable mention

1984-85
Keith Smith, first team

1983-84
Forrest McKenzie, first team
Keith Smith, first team

1982-83
Greg Goorjian, first team
Forrest McKenzie, first team

1981-82
Leonard Agee, honorable mention
Forrest McKenzie, honorable mention

1980-81
Jim McCloskey, first team
Michael Antoine, honorable mention
Dan Davis, honorable mention

1979-80
Jim McCloskey, first team
Jeff Moore, second team
Dan Davis, honorable mention

1977-78
Greg Hunter, honorable mention
Stan Stewart, honorable mention

1976-77
Eric Claus, honorable mention
Vince Morelli, honorable mention

1975-76
Luther Philyaw, second team

1974-75
Luther Philyaw, first team
Brad Dean, second team

1973-74
Brad Dean, honorable mention
Scott Kay, honorable mention

1972-73
Steve Smith, second team

1971-72
Steve Smith, first team
Duane Williamson, first team

1970-71
Jim Haderlein, first team
Richard Dixon, first team

1969-70
Jim Haderlein, first team
Richard Dixon, second team

1968-69
Jim Haderlein, second team
Richard Dixon, honorable mention

1967-68
Rick Adelman, first team
Dick Zembal, second team
Paul Deyden, honorable mention
Dick Sebek, honorable mention
Al Schanhaar, honorable mention

1966-67
Rick Adelman, first team
Ken Petersen, honorable mention

1965-66
Rick Adelman, honorable mention
Bob Burns, honorable mention

1964-65
Ken Petersen, honorable mention
Dick Schiendler, honorable mention

1963-64
Dick Schiendler, second team
Detroit Flanagan, honorable mention
Bob Burns, honorable mention

1962-63
Dick Schiendler, honorable mention
Wayne Boehle, honorable mention

1961-62
Ed Bento, first team
Jerry Grote, second team

1960-61
Jerry Grote, first team
Ed Bento, first team
Tom Ryan, second team
Brian Quinn, honorable mention

1959-60
Jerry Grote, first team
Ed Bento, second team
Tom Ryan, second team
Tony Krallman, honorable mention

1958-59
Bill Wagner, second team

1957-58
Tom Donahue, second team

1956-57
Garnette Brown, first team

1955-56
Dave Benaderet, second team
Tom Salvino, second team

ACADEMIC ALL-CONFERENCE
2024-25: Rick Issanza, Alex Merkviladze, Lamaj Lewis (HM)

2023-24: Michael Graham, Keli Leaupepe

2022-23: Keli Leaupepe, Cam Shelton, Kwane Marble II (HM)

2021-22: Kwane Marble II, Eli Scott, Keli Leaupepe (HM), Cam Shelton (HM)

2020-21: Mattias Markusson

2019-20: Erik Johansson

2018-19: Erik Johansson

2017-18: Steven Haney, Jr., Mattias Markusson, Erik Johansson (HM)

2016-17: Steven Haney, Jr.

2015-16: Steven Haney, Jr.

2014-15: Ayodeji Egbeyemi, Chase Flint

2012-13: Ashley Hamilton, Taylor Walker (HM), Ayodeji Egbeyemi (HM)

2008-09: Chris Kanne

2007-08: Max Craig

2006-07: Corey Counts

2003-04: Jason Dickens

2002-03: Jason Dickens

2000-01: Pablo Machado, Marcus Smith

1999-00: Pablo Machado

1997-98: Peter Cornell, Mihail Papadopulos

1996-97: Andrew Dahl-Bredine, Kevin Daniels

1992-93: Greg Walker

1991-92: Greg Walker

NABC HONORS COURT
2024-25: Myron Amey, Jr., Rick Issanza, Alex Merkviladze

2022-23: Cam Shelton, Keli Leaupepe, Kian Nader, Michael Graham, Noah Taitz

2019-20: Erik Johansson

2018-19: Erik Johansson

NABC TEAM EXCELLENCE AWARD

2022-23, 2020-21

LMU ATHLETE OF THE YEAR
2022-23: Cam Shelton
2012-13: Anthony Ireland
2011-12: Anthony Ireland

LMU STUDENT-ATHLETE OF THE YEAR
2012-13: Ayodeji Egbeyemi

LMU MOST IMPROVED
ATHLETE OF THE YEAR
2011-12: LaRon Armstead

LMU NEWCOMER OF THE YEAR
2009-10: Drew Viney

LMU FRESHMAN OF THE YEAR
2010-11: Anthony Ireland

LMU SPORTS PERFORMANCE AWARD
2018-19: Petr Herman

SPORTS ILLUSTRATED
PLAYER OF THE WEEK
Jan. 7, 1980: Jim McCloskey
Jan. 9, 1989: Hank Gathers
Jan. 15, 1990: Bo Kimble

ALL-NCAA WEST REGIONAL
1989-90: Bo Kimble

ALL-WCC TOURNAMENT
2017-18
James Batemon

2012-13
Anthony Ireland

2005-06
Matthew Knight
Brandon Worthy

1996-97
Jim Williamson

1994-95
Ime Oduok
Mike O'Quinn

1988-89
Hank Gathers, MVP
Bo Kimble

1987-88
Hank Gathers, MVP
Corey Gaines
Bo Kimble

ADA SCHOLAR-ATHLETE TEAMS
2022-23
Cam Shelton, first team

ADA POSTGRADUATE SCHOLARSHIP
2022-23
Cam Shelton

NATIONAL TEAMS
1959 - Santiago, Chile
Richard Baker - U.S.
World Championships

1960 - Rome, Italy
Pete Newell (Head Coach) - U.S.
1960 Olympic Games

1989 - Mexico City, Mexico
Hank Gathers - U.S.
Copaba Qualifier*

2003 - Thessaloniki, Greece
Matthew Knight - Australia
Damian Martin - Australia
U19 World Championships

2009 - Auckland, New Zealand
Kevin Young - Puerto Rico
U19 World Championships

2010 - Multiple Cities
Ashley Hamilton - England
National Team Qualifiers

2011 - Multiple Cities
Ashley Hamilton - England
Chris Ayer - England
Damian Martin - Australia
National Team Qualifiers

2013 - China
Ayodeji Egbeyemi - Nigeria
FIBA Stankovic Continental Champions' Cup

2021 - Portugal
Mattias Markusson - Sweden
FIBA World Cup Pre-Qualifiers

2022 - Multiple Cities
Ivan Alipiev - Bulgaria
FIBA Eurobasket
Mattias Markusson - Sweden
FIBA Europe Cup

2025 - Japan
Keli Leaupepe - Australia
Nippon Life Cup

2025 - Greece
Jan Vide - Slovenia
U20 Eurobasket

*Did Not Participate

1,000-POINT SCORERS



1. Hank Gathers • 1987-90 • 2,490 points

Hank Gathers was only the second player in NCAA history to lead the country in scoring and rebounding in the same season. He finished his junior season with an unheard of 32.7 points per game and 13.7 rebounds per game. Wichita State's Xavier McDaniel was the first to do the feat in the 1984-85 season. Since the 1989-90 season, only Kurt Thomas of Texas Chrisitian has matched the feat, leading the nation in both categories in 1995. When transferring from USC in 1987, Gathers put up numbers in three years that many dominant four-year starters do not achieve. Gathers was a finalist for the John Wooden Player of the Year Award in his senior season. In addition, he was a second-team All-America selection by the USBWA and NABC, a third-team All-America selection by the AP and an honorable mention by the UPI and Sporting News. He was voted as the West Coast Conference Player of the Decade for the 1980s. Gathers holds nine scoring records at LMU, including career points (2,490), career scoring average (28.0), field goals made in a game (24), season (419) and career (1,037), field goals attempted in a game (37), career field goal percentage (.590), free throws attempted in a season (315) and a career (745), and rebounds in a game (29). The No. 44 jersey worn by Gathers was retired in 2000.

Year	GP-GS	FG-FGA	Pct.	3FG-A	Pct.	FT-FTA	Pct.	Reb-Avg.	PF-D	Ast.-Avg.	BLK	St	Pts-Avg.
87-88	32-31	304-541	.562	0-1	.000	113-208	.543	278-8.7	78-0	40-1.3	21	46	721-22.5
88-89	31-31	419-689	.608	0-0	.000	177-315	.562	426-13.7	94-2	65-2.1	21	42	1015-32.7
89-90	26-26	314-528	.595	0-1	.000	126-222	.568	281-10.8	58-1	40-1.5	24	45	754-29.0
Totals	89-88	1037-1758	.590	0-1	.000	416-745	.558	985-11.1	230-3	145-1.6	66	133	2490-28.0



2. Terrell Lowery • 1988-92 • 2,201 points

As a sophomore in the Lions' record run in the NCAA Championships in 1990, Terrell Lowery averaged 14.5 points for the high-scoring Lions. In his final two seasons, he led the Lions in scoring, finishing his four-year career averaging 18.5 points. In addition, he led the team in steals in 1991 and 1992 and in assists in 1991. The 283 assists that season is a school record. Lowery's breakout game came in 1990, scoring 48 points against Idaho State on Dec. 1, 1990. Lowery scored more than 40 points six times in his career. His durable career allowed him to play in a school record 119 games, putting him at the top 10 of most record categories. He was an Honorable Mention All-American in his junior and senior seasons and was the conference leader in scoring, assists and steals his junior season. One of LMU's all-time basketball leaders, Lowery was drafted by the Texas Rangers of Major League Baseball.

Year	GP-GS	FG-FGA	Pct.	3FG-3FA	Pct.	FT-FTA	Pct.	Reb-Avg.	PF-D	Ast.-Avg.	BLK	St	Pts-Avg.
88-89	30-0	55-154	.357	28-80	.350	40-49	.816	49-1.6	63-4	93-3.4	2	33	178-5.9
89-90	32-0	154-300	.513	46-114	.404	110-169	.438	84-2.6	87-5	202-6.3	6	63	464-14.5
90-91	31-30	298-621	.480	103-257	.401	185-231	.801	139-4.5	91-2	283-9.1	4	79	884-28.4
91-92	26-26	216-489	.442	84-218	.385	159-197	.807	76-2.9	81-2	111-4.3	4	56	675-26.0
Totals	119-56	723-1564	.462	261-669	.390	494-646	.764	348-2.9	322-13	689-5.8	16	231	2201-18.5

3. Anthony Ireland • 2010-13 • 2,169 points

Anthony Ireland played every game in his tenure at LMU, playing 132 games with 125 starts, both LMU records. He was named first-team All-WCC in 2011-12, 2012-13, and 2013-14, making him just the third Lion in program history to be named a first-team selection three times. He earned LMU's first NABC All-District honor in just his second season of college basketball in 2011-12, and then repeated the honor his final season in 2013-14. He finished with 2,169 points, 557 assists, 517 rebounds and 200 steals, ranking third, third, 23rd and 2nd all-time at LMU. No other Lion has those combined numbers. He finished his career ranked in the top-10 in 13 statistical categories at LMU and is one of just five players in West Coast Conference history to score at least 2,000 points in a career. He finished with a career-high 34 points against Santa Clara (Jan. 4, 2014), 11 rebounds at SMU (Nov. 11, 2012), 12 assists vs. South Dakota St. (Nov. 9, 2013) and seven steals agasinst SCU (Mar. 8, 2013) in the WCC tournament.

			Total		3-Point		F-Throws		Rebounds										Scoring	
Season	gp-gs	min/avg	fg-fga	pct	fg-fga	pct	ft-fta	pct	off	def	tot	avg	pf	fo	ast	to	blk	stl	pts	avg
2010-11	32-26	991/31.0	126-320	.394	39-113	.345	49-69	.710	44	74	118	3.7	67	1	95	57	7	31	340	10.6
2011-12	34-33	1241/36.5	190-432	.440	50-148	.338	118-153	.771	35	96	131	3.9	68	0	168	104	0	58	548	16.1
2012-13	34-34	1274/37.5	228-552	.413	65-173	.376	167-203	.823	42	107	149	4.4	71	1	121	112	1	58	688	20.2
2013-14	32-32	1147/35.8	191-469	.407	41-133	.308	170-208	.817	39	80	119	3.7	76	2	173	90	3	53	593	18.5
TOTAL	132-125	4653/35.2	735-1773	.415	195-567	.344	504-633	.796	160	357	517	3.9	282	4	557	363	11	200	2169	16.4



4. Forrest McKenzie • 1981-86 • 2,060 points

Forrest McKenzie, who was drafted in the third round by the San Antonio Spurs (48th pick overall), led the Lions in scoring his freshman and junior seasons. In his final three seasons, McKenzie averaged more than 20 points per game to finish his four-year career with 18.7 points per game. He finished his career as the first player in school history to score 2,000 points. He ranks in the top 10 in points (2,060), scoring average (18.7), rebounds (723), field goals (890), and free throw percentage (.8328).

Year	GP-GS	FG-FGA	Pct.	3FG-3FA	Pct.	FT-FTA	Pct.	Reb-Avg.	PF-D	Ast.-Avg.	BLK	St	Pts-Avg.
81-82	27-	168-343	.490	- - -	-	38-43	.883	135-5.0	79-2	30-1.1	9	23	374-13.9
82-83	27-	229-471	.486	- - -	-	81-96	.844	189-7.0	74-2	33-1.2	12	35	540-20.0
83-84	27-	237-494	.480	- - -	-	89-110	.809	174-6.4	80-3	47-1.7	5	34	563-20.9
85-86	29-28	256-504	.508	- - -	-	71-86	.826	225-7.8	79-2	59-2.0	8	31	583-20.1
Totals	110-28	890-1812	.491	- - -	-	280-335	.832	723-6.6	312-9	169-1.5	34	123	2060-18.7



5. Bo Kimble • 1987-90 • 2,010 points

In his breakout senior season, Bo Kimble averaged 35.3 points per game for the high-octane Lions in 1989-90, leading the nation in that category. The senior carried the Lions in the 1990 NCAA tournament, averaging 35.8 points per game in the four contests the Lions played in the tournament. In the first round against New Mexico State, Kimble went for 45 points and grabbed 18 rebounds. Both marks set school postseason records. In the second round, Kimble scored 37 against defending champion Michigan, helping the Lions to set an NCAA tournament record with a 149-115 win. In the final two games, he scored 19 in a 62-60 win over Alabama and 42 in a 131-101 loss to UNLV. Kimble was one of the most decorated players in LMU history his final season. He was named as a second-team All-American, All-NCAA West Regional Team, NCAA Scoring Champion, WCC Player of the Year, WCC Player of the month in three consecutive months (Dec., Jan, and Feb.), six time WCC Player of the Week, ESPN Player of the Week on Jan. 9 and was named Sports Illustrated Player of the Week on Jan. 9. The No. 30 worn by Kimble was retired in 2000.

Year	GP-GS	FG-FGA	Pct.	3FG-3FA	Pct.	FT-FTA	Pct.	Reb-Avg.	PF-D	Ast.-Avg.	BLK	St	Pts-Avg.
87-88	26-17	211-481	.439	74-195	.380	81-103	.786	81-3.1	85-0	26-1.0	6	49	577-22.2
88-89	18-10	119-259	.460	33-94	.351	31-41	.756	76-4.2	39-0	26-1.4	3	34	302-16.8
89-90	32-32	404-763	.530	92-200	.460	231-268	.862	247-7.7	95-3	62-1.9	21	92	1131-35.3
Totals	76-59	734-1503	.488	199-489	.407	343-412	.833	404-5.3	219-3	114-1.4	30	175	2010-26.4



6. Eli Scott • 2017-2022 • 2,001 points

Eli Scott finished his fifth season of collegiate basketball at LMU in 2021-22. For the third-straight season, Scott led the Lions in points, rebounds, assists, minutes played, and starts. As a junior, Scott became the first player in school history to record a triple-double with 21 points, 13 rebounds, and 13 assists against Grambling State (12/7/19). Scott broke the LMU freshman rebounding record with 225 boards and recorded the third-highest scoring mark of any freshman Lion with his 392 points. He scored his 2,000th career point in the 2022 West Coast Conference Tournament. Completed his final season ranked in the top 10 in program history in points (6th with 2,002), rebounds (3rd at 936), assists (6th at 444), double-doubles (5th at 27), field goals made (4th at 739), free throws made (3rd at 496), games played (1st at 141), games started (2nd at 121), and minutes played (2nd at 4,529). Scott was named to the 2022 All-WCC Second Team, 2021 All WCC First Team, 2021 NABC All-District 2nd Team, 2020 All-WCC Second Team, and the 2018 WCC All-Freshman team.

			Total		3-Point		F-Throws		Rebounds										Scoring	
Season	gp-gs	min/avg	fg-fga	pct	fg-fga	pct	ft-fta	pct	off	def	tot	avg	pf	fo	ast	to	blk	stl	pts	avg
2017-18	31-20	958/30.9	148-314	.471	2-15	.133	94-155	.606	87	138	225	7.3	65	0	72	84	10	24	392	12.6
2018-19	27-18	653/24.2	82-158	.519	3-6	.500	47-74	.635	42	88	130	4.8	53	0	68	40	12	15	214	7.9
2019-20	32-32	1106/34.6	182-345	.528	9-31	.290	124-194	.639	48	166	214	6.7	60	1	138	105	5	33	497	15.5
2020-21	22-22	784/35.6	140-283	.495	8-33	.242	107-152	.704	55	125	180	8.2	54	0	80	83	10	13	395	18.0
2021-22	29-29	1028/35.4	187-361	.518	6-33	.182	124-163	.761	65	122	187	6.4	61	0	86	106	12	21	504	17.4
TOTAL	141-121	4529/32.1	739-1461	.506	28-118	.237	496-738	.672	297	639	936	6.6	293	1	444	418	49	106	2002	14.2



7. Keith Smith • 1982-86 • 1,980 points

Keith Smith finished his final two seasons at LMU as the team's leading scorer, averaging 25.1 points his junior season and 21.0 points his senior season. His final season, despite dropping in points per game, was one of his finest, leading the Lions in scoring in 17 of their 30 games. A three-time all-conference performer, Smith also led the team in assists all but his freshman season, averaging 7.0 per game in 1985-86. He scored a conference-high 36 points in a win against U.S. International that final season. He was drafted in the second round (45th overall pick) by the Milwaukee Bucks.

Year	GP-GS	FG-FGA	Pct.	3FG-3FA	Pct.	FT-FTA	Pct.	Reb-Avg.	PF-D	Ast.-Avg.	BLK	St	Pts-Avg.
82-83	27-	91-189	.482	- - -	-	30-49	.612	52-1.9	55-1	76-2.8	3	22	213-7.9
83-84	27-	202-415	.487	- - -	-	77-105	.733	57-2.1	66-1	164-6.1	7	27	481-17.8
84-85	27-27	283-599	.500	- - -	-	112-160	.700	78-2.9	80-2	152-5.6	6	46	678-25.1
85-86	29-29	238-476	.472	- - -	-	132-172	.767	53-1.8	76-2	202-7.0	7	39	608-21.0
Totals	110-56	814-1679	.485	- - -	-	351-486	.722	240-2.2	277-6	594-5.4	23	134	1980-18.0



8. Jeff Fryer • 1986-90 • 1,922 points

As the Lions' all-time deep threat, Jeff Fryer was one of the best all-time three-point shooters in school history. Of his 1,922 points, 1,089 of them were scored from the three-point line. He holds seven of the nine three-point records in LMU history, including the 11 three-pointers he hit in the NCAA tournament Second Round win over Michigan in 1990. The 11 threes is an NCAA tournament record. En route to being named to the All-West Region Team and first-team All-WCC, Fryer averaged just under 23 points per game his final two seasons at LMU. He finished his career with a 17.2 points per game average.

Year	GP-GS	FG-FGA	Pct.	3FG-3FA	Pct.	FT-FTA	Pct.	Reb-Avg.	PF-D	Ast.-Avg.	BLK	St	Pts-Avg.
86-87	21-5	60-155	.387	30-90	.333	24-33	.727	40-1.9	34-2	38-1.8	2	10	174-8.3
87-88	32-15	136-321	.424	86-208	.414	44-65	.677	65-2.0	71-0	70-2.2	0	36	402-12.6
88-89	31-31	225-561	.401	126-334	.377	134-161	.832	105-3.4	99-3	59-1.9	4	53	710-22.9
89-90	28-28	229-508	.451	121-308	.393	57-68	.838	94-3.4	63-0	49-1.8	0	51	636-22.7
Totals	112-79	650-1545	.421	363-940	.386	259-327	.792	304-2.7	267-5	216-1.5	6	150	1922-17.2

9. Jim Haderlein • 1968-71 • 1,706 points

Jim Haderlein broke nine school records as a junior, as well as two WCAC marks. Named to the WCAC first team for three consecutive years. He led the Lions in scoring his sophomore, junior and senior seasons, scoring an average of 22.4 points in his three seasons at Loyola. Following his 1970-71 season, he ranked as the conference's all-time leading scorer with 1,706 points. In earning three all-conference honors, he became only the third Lion to do so in the program's history. Haderlein still holds four LMU records, including rebounds in a season (442), career (1,161), average in a season (17.0) and career (15.3).

Year	GP-GS	FG-FGA	Pct.	3FG-3FA	Pct.	FT-FTA	Pct.	Reb-Avg.	PF-D	Ast.-Avg.	BLK	St	Pts-Avg.
68-69	25-	202-493	.410	- - -	-	91-144	.632	344-13.8	79-2	- - -	-	-	495-19.8
69-70	26-	265-508	.522	- - -	-	129-190	.679	442-17.0	95-6	- - -	-	-	659-25.4
70-71	25-	217-456	.476	- - -	-	118-183	.645	375-15.0	93-5	- - -	-	-	552-22.1
Totals	76-	684-1457	.469	- - -	—	338-517	.654	1143-15.3	267-13	- - -	-	-	1706-22.4



10. Mike Yoest • 1984-88 • 1,601 points

In starting all 32 games for the Lions in his senior season, Mike Yoest was third on the Lions in 1987-88 in scoring with 17.6 points per game. His successful final season earned him All-WCAC honors, selection to the WCAC Tournament team, and his performance in January earned him Player of the Month honors, including Player of the Week honors on Jan. 4, 1988. Yoest's junior season was perhaps his finest, scoring at the time LMU's 13th highest single-season point total with 541 points. He would break that with 562 the following season. In 1986-87, he would lead the conference in scoring, tied with Pepperdine's Eric White. During the season, he scored 20 or more points in 14 contests and led the team in steals and blocks.

Year	GP-GS	FG-FGA	Pct.	3FG-3FA	Pct.	FT-FTA	Pct.	Reb-Avg.	PF-D	Ast.-Avg.	BLK	St	Pts-Avg.
84-85	27-22	50-103	.485	- - -	-	60-84	.714	108-4.0	60-3	46-1.7	11	36	160-5.9
85-86	30-21	104-195	.533	- - -	-	130-157	.828	148-4.9	59-1	34-1.1	3	14	338-11.3
86-87	28-28	187-377	.496	2-9	.222	165-210	.786	198-7.1	77-6	37-1.3	18	46	541-19.3
87-88	32-32	177-314	.564	2-5	.400	206-255	.808	253-7.9	78-3	67-2.1	17	71	562-17.6
Totals	117-103	518-989	.523	4-14	.285	561-706	.795	707-6.0	274-13	184-1.6	49	189	1601-13.7



11. Luther Philyaw • 1972-76 • 1,581 points

Luther Philyaw became one of Loyola's most consistent point scorers, averaging in double figures all four years, finishing with a 15.2 points per game average. His junior season was one of his finest, scoring 432 points to average just over 17 per game. During his freshman season, Philyaw scored a freshman record 379 points, which still stands. He is in the top 10 of every freshman scoring records, including his 27 points against Santa Clara, which ranks him second in single game scoring as a freshman. He also holds the freshman record of 14.6 points per game.

Year	GP-GS	FG-FGA	Pct.	3FG-3FA	Pct.	FT-FTA	Pct.	Reb-Avg.	PF-D	Ast.-Avg.	BLK	St	Pts-Avg.
72-73	26-	156-378	.416	- - -	-	67-100	.670	118-4.5	71-3	- - -	-	-	379-14.6
73-74	27-	139-344	.404	- - -	-	63-86	.733	105-3.9	66-0	81-3.0	-	-	341-12.6
74-75	25-	169-357	.473	- - -	-	94-117	.803	84-3.4	83-5	61-2.4	-	-	432-17.3
75-76	26-	170-384	.443	- - -	-	89-121	.736	92-3.5	69-0	80-3.1	-	-	429-16.5
Totals	104-	634-1463	.433	- - -	-	313-424	.738	399-3.8	289-8	222-2.8	-	-	1581-15.2

12. Matthew Knight • 2003-2007 • 1,466 points

Matthew Knight was a two-time first-team All-West Coast Conference performer and finished his LMU career as one of the top players in program history. He finished his career with 1,466 points and 743 rebounds. Knight is just one of five players in LMU history to rank in the top-10 in both scoring and rebounds. The four-year career of Knight was defined by the double-double. Overall, he had two as a sophomore in 2004-05, then broke out for 17 in 2005-06. He has six his final season for 25 total, ranking fifth all-time in LMU history. Knight finished second in the WCC in scoring at 16.5 points per game and second in rebounds at 7.7 his final season after leading the league in rebounding as a junior 2006.

Year	GP-GS	FG-FGA	Pct.	3FG-3FA	Pct.	FT-FTA	Pct.	Reb-Avg.	PF-D	Ast.-Avg.	BLK	St	Pts-Avg.
03-04	18-5	33-79	.418	0-1	.000	22-29	.759	63-3.5	29-0	8	3	3	88-4.9
04-05	28-28	171-334	.512	1-4	.250	88-119	.739	166-5.9	65-0	22	17	27	431-15.4
05-06	30-29	191-368	.519	0-2	.000	104-174	.598	299-10.0	60-2	25	23	33	486-16.2
06-07	28-27	173-358	.483	1-5	.200	114-166	.687	215-7.7	56-0	30	11	31	461-16.5
Totals	104-89	568-1139	.499	2-12	.167	328-488	.672	743-7.1	210-2	85	54	94	1466-14.1



13. Ed Bento • 1959-62 • 1,432 points

Following the conclusion of his three years at Loyola, Ed Bento left owning most of the Lions' scoring records. The two-time Loyola MVP award winner (the John Donovan Award), set records for points in a single half (30), points in a single game (40), points in one season (579), points in a career (1432), most field goals in a game (18), most field goals in a season (255) and free throw percentage (.782). He led the conference in scoring his senior season with 24.1 points per game, earning first-team all-conference honors.

Year	GP-GS	FG-FGA	Pct.	3FG-3FA	Pct.	FT-FTA	Pct.	Reb-Avg.	PF-D	Ast.-Avg.	BLK	St	Pts-Avg.
59-60	27-	134-351	.382	- - -	-	112-151	.742	255-9.4	77-	- - -	-	-	380-14.1
60-61	26-	181-371	.487	- - -	-	114-146	.780	258-9.8	87-	- - -	-	-	476-18.3
61-62	24-	225-485	.464	- - -	-	129-165	.782	261-10.9	63-	- - -	-	-	579-24.1
Totals	77-	540-1207	.447	- - -	-	355-462	.768	774-10.1	227-	- - -	-	-	1432-18.6



14. Rick Adelman • 1965-68 • 1,425 points

Rick Adelman led the Lions in scoring his junior and senior seasons. Adelman was the seventh player in Loyola history to reach the 1,000-point plateau. He was only the third player in school history to finish the season with a point per game average over 20 points (21.0). The two-time all-conference selection was the winner of the John Donovan Memorial Trophy. He went on to a long career as a coach in the NBA, which included stints with Portland Trail Blazers (1988-93), Golden State Warriors (1995-97), Sacramento Kings (1999-06), Houston Rockets (2007-11), and the Minnesota Timberwolves (2011-current).

Year	GP-GS	FG-FGA	Pct.	3FG-3FA	Pct.	FT-FTA	Pct.	Reb-Avg.	PF-D	Ast.-Avg.	BLK	St	Pts-Avg.
65-66	26-	149-376	.396	- - -	-	129-152	.849	113-4.3	85-3	- - -	-	-	427-16.4
66-67	25-	151-349	.432	- - -	-	171-214	.797	124-4.9	58-1	- - -	-	-	473-18.9
67-68	25-	177-420	.421	- - -	-	171-216	.792	127-5.1	77-3	- - -	-	-	525-21.0
Totals	76-	477-1145	.416	- - -	-	471-1053	.816	364-4.8	220-7	- - -	-	-	1425-18.8



15. Enoch Simmons • 1985-89 • 1,379 points

A native of Riverside, Calif., Enoch Simmons had a breakthrough senior season, scoring 562 points to put him over the century mark and into the all-time scorer's list at LMU. A versatile player in his career with the Lions, Simmons played at point guard, off-guard and small forward under Paul Westhead's fast break offense. His final season saw most of his career stats double, as he averaged 18.7 points, 4.0 rebounds and 5.8 assists. His previous season highs were 11 points (1986-87), 3.8 assists (1986-87) and 2.8 rebounds (1985-86). His final season earned him All-WCC Honorable Mention honors.

Year	GP-GS	FG-FGA	Pct.	3FG-3FA	Pct.	FT-FTA	Pct.	Reb-Avg.	PF-D	Ast.-Avg.	BLK	St	Pts-Avg.
85-86	30-12	112-255	.439	- - -	-	45-61	.738	84-2.8	41-0	82-2.7	3	14	269-9.0
86-87	24-11	103-250	.412	29-69	.420	29-44	.650	65-2.7	38-1	90-3.8	1	25	264-11.0
87-88	32-2	103-220	.468	43-92	.467	35-48	.729	77-2.4	50-0	79-2.5	3	36	284-8.9
88-89	30-30	205-435	.471	46-130	.377	103-142	.725	119-4.0	76-2	169-5.8	3	34	562-18.7
Totals	116-55	523-1190	.439	118-291	.405	212-295	.719	345-3.0	205-3	420-3.6	10	109	1379-11.9



16. Bill Donovan • 1946-50 • 1,375 points

Bill Donovan was the first Lion to reach 1,000 points in his career. Named an AAU All-American for Loyola, Donovan went on to coach the Lions for eight years. In those seasons, Donovan led the Lions to 107 wins, the most among any coach in Loyola history. A graduate of both Loyola High School and Loyola University, Donovan would lead the Lions to their first conference championship and appearance in the NCAA tournament. His 1,375 points held as the all-time leader at Loyola for 11 seasons.

Year	GP-GS	FG-FGA	Pct.	3FG-3FA	Pct.	FT-FTA	Pct.	Reb-Avg.	PF-D	Ast.-Avg.	BLK	St	Pts-Avg.
46-47	-	116-	-	- - -	-	41-	-	- - -	55	- - -	-	-	273-
47-48	-	166-607	.274	- - -	-	69-134	.515	- - -	80-	- - -	-	-	401-
48-49	-	130-463	.281	- - -	-	81-120	.675	- - -	82-	- - -	-	-	341-
49-50	26-	143-490	.290	- - -	-	74-109	.678	- - -	62-	- - -	-	-	360-13.8
Totals	26-	555-1560	.281	- - -	-	265-363	.617	- - -	279-	- - -	-	-	1375-17.1

17. Drew Viney • 2008-12 • 1,364 points

Fourteenth player in LMU history to earn three All-WCC honors, earning first team in 2009-10 and 2011-12 and honorable mention as a junior in 2010-11. Scored 535 points in his only full season, playing all 32 games in 2009-10, leading the Lions to its first postseason since 1989-90. All over the career record books at LMU, and is the 13th player in LMU history to crack 1,000 career points and 500 career rebounds.

			Total		3-Point		F-Throws		Rebounds										Scoring	
Season	gp-gs	min/avg	fg-fga	pct	fg-fga	pct	ft-fta	pct	off	def	tot	avg	pf	fo	ast	to	blk	stl	pts	avg
2009-10	32-32	1103/34.5	184-414	.444	63-148	.426	104-127	.819	47	178	225	7.0	84	2	60	65	38	37	535	16.7
2010-11	27-24	910/33.7	167-349	.479	38-101	.376	92-120	.767	37	141	178	6.6	71	2	48	79	26	22	464	17.2
2011-12	24-21	754/31.4	118-258	.457	42-92	.457	87-107	.813	37	95	132	5.5	59	1	38	53	21	29	365	15.2
TOTAL	83-77	2767/33.3	469-1021	.459	143-341	.419	283-354	.799	121	414	535	6.4	214	5	146	197	85	88	1364	16.4

18. Keli Leaupepe • 2019-2024 • 1,349 points

The man with the mullet, Keli Leaupepe became the hit the 1,000+ point and 500+ rebound milestone during his fourth season of play at LMU. In five years of eligibility, the Aussie became a staple in the LMU lineup between 2019 and 2024. Leaupepe is a two-time All-WCC Honorable Mention team performer and a two-time member of the WCC All-Academic team, and ranks 21st all-time in field goals made, tied for eight all-time in three-point field goals made, 13th all-time in 3-point field goal percentage. At 6-6, Leaupepe played the 3, 4, and 5 while with the Lions and grabbed the 14th most rebounds through his five years. Leaupepe finished with career with the third-most games played and fourth-most games started.

			Total		3-Point		F-Throws		Rebounds										Scoring	
Season	gp-gs	min/avg	fg-fga	pct	fg-fga	pct	ft-fta	pct	off	def	tot	avg	pf	fo	ast	to	blk	stl	pts	avg
2019-2	32-14	700/21.9	103-189	.545	22-58	.379	63-73	.863	52	73	125	3.9	96	4	24	40	6	9	291	9.1
2020-2	20-15	472/23.6	68-145	.469	19-55	.345	54-67	.806	39	57	96	4.8	63	3	22	32	2	10	209	10.5
2021-2	25-25	654/26.2	87-185	.470	33-88	.375	23-31	.742	45	75	120	4.8	86	4	21	37	12	17	230	9.2
2022-2	31-31	995/32.1	133-298	.446	51-117	.436	94-125	.752	66	146	212	6.8	92	3	35	44	5	21	411	13.3
2023-2	21-19	597/28.4	73-172	.424	23-74	.311	39-51	.765	39	71	110	5.2	59	2	25	28	2	13	208	9.9
TOTAL	129-10	3418/26.	464-989	.469	148-392	.378	273-347	.787	241	422	663	5.1	396	16	127	181	27	70	1349	10.5



19. Richard Dixon • 1968-71 • 1,298 points

In each of his three seasons at Loyola, Richard Dixon was among the top in conference scoring leaders, finishing fourth his junior season and eighth in his final season. Playing with other 1,000 scorers Jim Haderlein and Rick Adelman, Dixon was able to finish his career averaging 17.5 points per game. In addition, the Chicago native finished 18 shy of the 500-rebound list. His 7.3 rebounds his first season as a Lion led the team. He was a two-time WCAC all-conference selection.

Year	GP-GS	FG-FGA	Pct.	3FG-3FA	Pct.	FT-FTA	Pct.	Reb-Avg.	PF-D	Ast.-Avg.	BLK	St	Pts-Avg.
68-69	25-	141-335	.421	- - -	-	117-163	.718	183-7.3	75-2	- - -	-	-	399-16.0
69-70	26-	203-424	.479	- - -	-	92-142	.648	154-5.9	85-5	- - -	-	-	498-19.2
70-71	23-	162-412	.393	- - -	-	77-125	.616	145-6.3	66-2	- - -	-	-	401-17.4
Totals	74-	506-1171	.432	- - -	-	286-430	.661	482-6.5	226-9	- - -	-	-	1298-17.5



20. Greg Hunter • 1975-79 • 1,289 points

Greg Hunter was one of the rare players to play solid minutes all four years of his college career. In all but his freshman season, Hunter averaged in double figures, finishing his career with a 12.6 per game average. His junior season was perhaps his finest statistically, as he scored 472 points in the 26-game season. In addition to his scoring that season, he also led the team with an 8.5 rebounds per game average. He finished his career with 1,289 points and 681 rebounds, making him one of the few LMU greats to be above both 1,000 points and 500 rebounds.

Year	GP-GS	FG-FGA	Pct.	3FG-3FA	Pct.	FT-FTA	Pct.	Reb-Avg.	PF-D	Ast.-Avg.	BLK	St	Pts-Avg.
75-76	24-	46-107	.430	- - -	-	21-31	.677	81-3.4	46-0	23-1.0	-	-	113-4.7
76-77	26-	111-252	.440	- - -	-	47-78	.603	167-6.4	73-3	43-1.7	-	-	269-10.4
77-78	26-	198-357	.499	- - -	-	76-104	.730	223-8.5	81-1	46-1.7	-	-	472-18.2
78-79	26-	177-349	.507	- - -	-	81-104	.779	210-8.1	85-5	41-1.6	-	-	435-16.7
Totals	102-	532-1065	.499	- - -	-	225-317	.710	681-6.7	285-9	153-1.5	-	-	1289-12.6



21. Brandon Worthy • 2002-03, 2004-07 • 1,255 points

Brandon Worthy became the 27th member of the 1,000-point club with his 19-point effort against Saint Mary's in the WCC Tournament semi-final win on March 5, 2006, his junior season of play. Then in the 14th game of his senior season, he injured his knee in the final moments of the Lions' double overtime win against Boise State. He finished the game with 14 points, four rebounds, six assists and two steals. At the time Worthy ranked second in the West Coast Conference in scoring at 18.8 points per game. Worthy is also ranked fourth all-time in free thorws made with 437, eighth in assists with 320 and seventh in steals with 157.

Year	GP-GS	FG-FGA	Pct.	3FG-3FA	Pct.	FT-FTA	Pct.	Reb-Avg.	PF-D	Ast.-Avg.	BLK	St	Pts-Avg.
02-03	31-6	95-208	.457	3-16	.188	149-181	.823	99-3.2	87-4	71	5	43	342-11.0
04-05	19-14	73-143	.510	13-27	.481	65-86	.756	75-3.9	61-1	71	4	38	224-11.8
05-06	30-29	131-323	.406	25-69	.362	162-197	.822	106-3.5	91-5	130	8	53	449-15.0
06-07	13-13	80-175	.457	19-49	.388	61-79	.772	58-4.5	36-1	48	2	23	240-18.5
Totals	93-62	379-849	.446	60-161	.373	437-543	.805	338-3.6	275-11	320	19	157	1255-13.5



T-22. Jim McCloskey • 1979-81 • 1,247 points

In only two seasons with the Lions following a transfer from USC, McCloskey quickly moved up the scoring charts, averaging 22.3 points per game. He is only one of five players to have finished their LMU career with a scoring average above 20 points. His 49 points against Saint Mary's in 1980 is tied for fifth for points in a game at LMU. McCloskey held most of the scoring records prior to when the Paul Westhead era began. His scoring consistency helped him lead the league in scoring his two seasons at LMU.

Year	GP-GS	FG-FGA	Pct.	3FG-3FA	Pct.	FT-FTA	Pct.	Reb-Avg.	PF-D	Ast.-Avg.	BLK	St	Pts-Avg.
79-80	28-	247-539	.458	- - -	-	127-173	.735	116-4.1	86-4	71-2.5	-	-	621-22.2
80-81	28-	260-591	.440	- - -	-	106-139	.763	116-4.1	99-7	58-2.1	-	-	626-22.4
Totals	56-	507-1130	.449	- - -	-	233-312	.747	232-4.1	185-11	129-2.3	-	-	1247-22.3



T-22. Jim Williamson • 1993-97 • 1,247 points

The 5-10 guard from Torrance, Calif., was one of the latest players in LMU history to reach the 1,000 plateau. A two-time All-WCC selection, Williamson was second in the conference in scoring with 16.4 points per game and assists with 5.0 per game in his senior season. Williamson also was a buzzer-beater. In his four years, Williamson knocked down three shots at the buzzer to give the Lions wins. He was the last player to earn WCC Player of the Week honors twice in the same season. Williamson did it his junior season. His first season at LMU earned him Freshman of the Year honors in the WCC. Williamson graduated in 1997 and is currently the head coach of Loyola High School in LA.

Year	GP-GS	FG-FGA	Pct.	3FG-3FA	Pct.	FT-FTA	Pct.	Reb-Avg.	PF-D	Ast.-Avg.	BLK	St	Pts-Avg.
93-94	27-17	43-114	.377	17-50	.340	29-38	.763	42-1.6	53-3	97-3.4	1	22	132-4.9
94-95	28-28	99-258	.384	38-111	.342	57-79	.722	91-3.3	54-0	142-5.1	5	45	293-10.5
95-96	29-28	108-279	.387	51-148	.345	95-110	.864	70-2.4	31-0	127-4.4	1	27	362-12.5
96-97	28-28	141-336	.420	68-173	.393	110-122	.902	78-2.8	59-0	140-5.0	1	43	460-16.4
Totals	112-101	391-987	.396	174-482	.361	291-349	.834	281-2.5	197-3	506-4.5	8	137	1247-11.1

24. Ashley Hamilton • 2008-2013 • 1,172 points

Ashley Hamilton finished his career having played in 113 games (ranked t-7th all-time), making 94 starts (4th all-time). With 15 points at San Diego on Jan. 16, he became the 34th Lions to score 1,000 points in his career. He finished his final campaign averaging 12.9 ppg and a team-best 7.1 rpg after going for his 21 points and eight rebounds to start the Lions' WCC tourney run, which also included his seventh career double-double with 11 points and 14 rebounds. He finishes with 1,172 points and 654 rebounds and is the 14th Lion to earn 1,000 career points and 500 career rebounds. Hamilton is now ranked 22nd all-time in scoring, 13th in rebounds, tied for 12th with 334 made free throws (tied with teammate Anthony Ireland) and 15th with 57 blocks.

Season	gp-gs	min/avg	fg-fga	pct	fg-fga	pct	ft-fta	pct	off	def	tot	avg	pf	fo	ast	to	blk	stl	pts	avg
2008-09	6-5	154/25.7	15-45	.333	1-5	.200	12-15	.800	6	22	28	4.7	16	1	8	19	0	3	43	7.2
2009-10	26-17	548/21.1	79-148	.534	0-3	.000	65-88	.739	43	75	118	4.5	80	6	16	36	25	7	223	8.6
2010-11	25-19	614/24.6	82-166	.494	0-5	.000	63-87	.724	45	97	142	5.7	74	3	22	72	12	16	227	9.1
2011-12	22-21	606/27.5	82-185	.443	9-24	.375	68-97	.701	29	94	123	5.6	54	1	14	59	6	15	241	11.0
2012-13	34-32	1098/32.3	142-367	.387	28-82	.341	126-172	.733	75	168	243	7.1	97	6	48	106	14	35	438	12.9
TOTAL	113-94	3020/26.7	400-911	.439	38-119	.319	334-459	.728	198	456	654	5.8	321	17	108	292	57	76	1172	10.4



25. Dick Schiendler • 1962-65 • 1,147 points

A three-year letterman for the Lions, Dick Schiendler was voted as Loyola's MVP his final two seasons. Averaged in double figures each year he played, Schiendler led the team and the league in scoring with 16.9 points per game his final season. He was voted an all-conference honorable mention selection in 1964-65. In that final season, he also averaged 8.7 rebounds per game.

Year	GP-GS	FG-FGA	Pct.	3FG-3FA	Pct.	FT-FTA	Pct.	Reb-Avg.	PF-D	Ast.-Avg.	BLK	St	Pts-Avg.
62-63	26-	112-242	.463	- - -	-	135-175	.771	186-7.2	62-1	- - -	-	-	359-13.8
63-64	25-	125-278	.450	- - -	-	100-141	.709	153-6.1	76-3	- - -	-	-	350-14.0
64-65	26-	150-356	.421	- - -	-	138-203	.680	226-8.7	65-1	- - -	-	-	438-16.9
Totals	77-	387-876	.442	- - -	-	373-519	.719	565-7.3	203-5	- - -	-	-	1147-14.9



26. Vernon Teel • 2008-11 • 1,140 points

Vernon Teel became the 30th player in school history to reach the 1,000-point milestone. He finished his career in the top-30 in 10 career categories. He finished 21st in career points average (14.3), sixth in free throws made (377), fifth in free throws attempted (554), eighth in assists (353), ninth in assist average (4.4), t-23rd in blocks (38), 24th in block average (0.5), t-12th in steals (136) and tied for 13th in double-doubles (11). He was a two-time All-WCC selection, winning first-team honors as a junior in 2010 and then honorable mention honors in 2011. As a sophomore he played in just 16 games due to a knee injury suffered. He still managed to score 234 points in those games.

Year	GP-GS	FG-FGA	Pct.	3FG-3FA	Pct.	FT-FTA	Pct.	Reb-Avg.	PF-D	Ast.-Avg.	BLK	St	Pts-Avg.
08-09	16-10	75-207	.362	6-33	.182	78-129	.605	85-5.3	39-1	48-3.0	2	25	234-14.6
09-10	34-33	171-350	.489	18-45	.400	162-239	.678	179-53	90-0	190-5.6	21	61	522-15.4
10-11	30-23	121-290	.417	5-39	.128	137-186	.737	171-5.7	65-1	115-3.8	15	50	384-12.8
Totals	80-66	367-847	.433	29-117	.248	377-554	.681	435-5.4	194-2	353-4.4	38	136	1140-14.3

27. Jarred DuBois • 2008-12 • 1,139 points

Became first freshman in LMU history to hit 400 points in a season, going for 417 in his rookie season in 2008-09. He would score 39 points in a win over CSU Bakersfield, to set the freshman single game record and hit the highest point total in 15 seasons. Went on to earn WCC All-Freshman honors.

			Total		3-Point		F-Throws		Rebounds										Scoring	
Season	gp-gs	min/avg	fg-fga	pct	fg-fga	pct	ft-fta	pct	off	def	tot	avg	pf	fo	ast	to	blk	stl	pts	avg
2008-09	31-31	1071/34.5	125-378	.331	49-141	.348	118-140	.843	23	70	93	3.0	81	2	84	92	0	35	417	13.5
2009-10	30-29	963/32.1	119-306	.389	59-146	.404	71-87	.816	23	66	89	3.0	87	3	75	52	3	45	368	12.3
2010-11	6-6	175/29.2	21-59	.356	5-21	.238	14-16	.875	5	16	21	3.5	12	0	13	13	1	9	61	10.2
2011-12	29-13	816/28.1	101-256	.395	35-97	.361	56-64	.875	11	64	75	2.6	83	5	61	71	0	28	293	10.1
TOTAL	96-79	3025/31.5	366-999	.366	148-405	.365	259-307	.844	62	216	278	2.9	263	10	233	228	4	117	1139	11.9



28. Elton Mashack • 1997-2001 • 1,115 points

Elton Mashack became the first player in a decade to score both 1,000 points and grab 500 rebounds in his LMU career. Mashack would finish a stellar four-year career earning two all-conference honors (sophomore and senior seasons). Mashack became the 26th player in LMU history to score 1,000 points in his career with a 19-point performance against Santa Clara on Jan. 13, 2001. His two free throws with 28 seconds left earned him his 1,000-point. His final season also saw him climb up the double-double list, earning three double-doubles his senior year to move his career total to 14, tied with Terrell Lowery for 8th place on the all-time charts.

Year	GP-GS	FG-FGA	Pct.	3FG-3FA	Pct.	FT-FTA	Pct.	Reb-Avg.	PF-D	Ast.-Avg.	BLK	St	Pts-Avg.
97-98	27-13	67-191	.351	21-74	.284	21-43	.488	84-3.1	35-0	27-1.0	9	12	176-6.5
98-99	27-27	125-279	.448	25-65	.385	53-82	.646	185-6.9	64-1	34-1.3	15	25	328-12.1
99-00	27-23	106-322	.329	25-90	.278	70-109	.642	191-7.1	56-3	34-1.3	11	20	307-11.4
00-01	27-26	119-254	.469	7-27	.259	59-93	.634	166-6.1	52-0	27-1.0	3	9	304-11.3
Totals	108-89	417-1046	.399	78-256	.305	203-327	.620	626-5.8	207-4	122-1.1	38	66	1115-10.3



29. Steve Smith • 1971-73 • 1,109 points

In only two seasons, Steve Smith was one of the Lions' most prolific scorers in school history. He scored 1,109 points in only 51 games to finish with a 21.7 points per game average. He is only one of eight players to have back-to-back seasons scoring more than 500 points. In an era where the scoring was lower across the nation, Smith scored more than 35 percent of the Lions' points in his two seasons. To put it in to perspective, the Lions' all-time leading scorer, Hank Gathers, in 1988-89 averaged 32.7 points per game, less than 27 percent of the Lions' 122 points per game average.

Year	GP-GS	FG-FGA	Pct.	3FG-3FA	Pct.	FT-FTA	Pct.	Reb-Avg.	PF-D	Ast.-Avg.	BLK	St	Pts-Avg.
71-72	25-	206-456	.452	- - -	-	115-153	.752	357-14.3	85-6	- - -	-	-	527-21.1
72-73	26-	238-536	.444	- - -	-	106-132	.803	357-13.7	78-3	- - -	-	-	582-22.4
Totals	51-	444-992	.448	- - -	-	221-285	.775	714-14.0	163-9	- - -	-	-	1109-21.7



30. Bob Burns • 1963-66 • 1,095 points

In averaging double figures during his three years at Loyola University, Bob Burns needed his highest scoring total in his senior season to reach the 1,000-point mark. Despite being second on the team behind Rick Adelman in scoring, Burns put up record numbers to reach 1,095 in his career. His senior season efforts earned him honorable mention all-conference honors.

Year	GP-GS	FG-FGA	Pct.	3FG-3FA	Pct.	FT-FTA	Pct.	Reb-Avg.	PF-D	Ast.-Avg.	BLK	St	Pts-Avg.
63-64	24-	126-270	.467	- - -	-	51-85	.600	117-4.9	73-3	- - -	-	-	303-12.6
64-65	26-	148-289	.512	- - -	-	62-88	.705	114-4.4	64-0	- - -	-	-	358-13.8
65-66	26-	187-371	.504	- - -	-	60-77	.779	119-4.6	60-0	- - -	-	-	434-16.7
Totals	76-	461-930	.496	- - -	-	173-250	.692	350-4.6	197-3	- - -	-	-	1095-14.4

31. James Batemon • 2017-19 • 1,091 points

James Batemon made an immediate impact on the program in his two seasons after transferring to LMU from an All-American career at North Dakota College of Science. As a junior, Batemon ranked fourth in the WCC in scoring, and led all newcomers to the conference, with a 17.8 ppg average in his All-WCC Second Team season and WCC All-Tournament Team. In his senior campaign, Batemon tied the program record by starting and playing all 34 games, finishing with the third-most minutes played in a season in school history at 1201. His senior year was filled with accolades after leading the West Coast Conference with 54 steals as he was named to the All-WCC First Team, Lou Henson Award Watch List, and Jamaica Classic Montego Bay Division MVP. Finished his career tied for 13th at 17.0 career ppg, 15th in career free throws made (323), 16th in career assists (261), and third in career minutes averaged (25.2).

			Total		3-Point		F-Throws		Rebounds										Scoring	
Season	gp-gs	min/avg	fg-fga	pct	fg-fga	pct	ft-fta	pct	off	def	tot	avg	pf	fo	ast	to	blk	stl	pts	avg
2017-18	30-30	1050/35.0	167-350	.477	43-110	.391	157-196	.801	32	77	109	3.6	82	2	139	87	1	35	534	17.8
2018-19	34-34	1201/35.3	174-413	.421	43-151	.285	166-202	.822	21	84	105	3.1	79	1	122	103	1	54	557	16.4
TOTAL	64-64	2251/35.2	341-763	.447	86-261	.330	323-398	.812	53	161	214	3.3	161	3	261	190	2	89	1091	17.0

32. Wyking Jones • 1991-95 • 1,076 points

Wyking Jones had one of the greatest junior seasons in Lions' history, scoring 19.7 points per game, averaging 8 rebounds per game and gathering 27 blocks and 19 steals. His junior season earned him first-team all-conference honors, along with LMU Student-Athlete of the Year honors. He was the conference's second leading scorer in 1993-94. His senior season could not match his record junior season, despite 368 points on the year and honorable mention all-conference honors. Jones returned to the WCC in the summer of 2001, joining rival Pepperdine as an assistant coach.

Year	GP-GS	FG-FGA	Pct.	3FG-3FA	Pct.	FT-FTA	Pct.	Reb-Avg.	PF-D	Ast.-Avg.	BLK	St	Pts-Avg.
91-92	24-0	29-56	.518	0-0	.000	9-19	.474	49-2.0	26-0	3-0.1	6	5	67-2.8
92-93	27-4	40-106	.377	0-0	.000	30-55	.546	64-2.4	60-0	6-0.2	13	10	110-4.1
93-94	27-27	198-345	.574	0-3	.000	135-191	.707	216-8.0	95-8	28-1.0	27	19	531-19.7
94-95	28-28	141-272	.518	0-3	.000	86-140	.614	164-5.9	85-4	54-1.9	26	25	368-13.1
Totals	106-59	408-779	.524	0-6	.000	260-405	.642	493-4.6	266-12	91-0.8	72	59	1076-10.2



33. Charles Brown • 2001-2005 • 1,075 points

Charles Brown became the 27th player in LMU history to reach the 1,000 club with a pair of free throws at the end of a 63-46 win over Pepperdine in front of the sixth largest crowd in LMU history. As one of the most balanced players in LMU history, Brown has his name throughout the record book. He ranks fourth in free throw percentage at 83.7 percent, hitting 90.1 percent his senior season to rank second all-time for a single campaign. He also ranks sixth with 403 assists, third with 181 steals and seventh with 119 three-pointers. He became just the fifth player in LMU history to earn 1,000 career points and 400 career assists.

Year	GP-GS	FG-FGA	Pct	3FG-FGA	Pct	FT-FTA	Pct	Reb-Avg	PF-FO	Ast	Blk	Stl	Pts-Avg
01-02	29-2	37-123	.301	7-30	.233	24-28	.857	41-1.4	48-2	62	5	20	105/3.6
02-03	31-31	122-304	.401	35-119	.294	65-81	.802	125-4.0	76-1	137	2	61	344/11.1
03-04	29-23	124-323	.384	39-126	.310	47-59	.797	76-2.6	65-1	111	5	58	334/11.5
04-05	28-24	95-249	.382	38-105	.362	64-71	.901	82-2.9	66-3	93	2	42	292/10.4
TOTAL	117-80	378-999	.378	119-380	.313	200-239	.837	324-2.8	255-7	403	14	181	1075/9.2



34. Brad Dean • 1972-75 • 1,069 points

In his first season of play with the Lions' varsity program as a sophomore, Brad Dean broke into the Lions' starting lineup and finished with 11.4 points per game. His 20 points against West Texas State in the 1972-73 season led the team and was a sign of things to come for the 6-5 forward. His junior campaign earned him a spot as an honorable mention on the All-WCAC team. Dean and Luther Philyaw led the Lions with 12.6 points per game. Dean saved his best for last, scoring 16.7 points per game, reaching the 1,000-point mark with five games to play in the 1974-75 season. He claimed second team all-conference honors in his senior year.

Year	GP-GS	FG-FGA	Pct.	3FG-3FA	Pct.	FT-FTA	Pct.	Reb-Avg.	PF-D	Ast.-Avg.	BLK	St	Pts-Avg.
72-73	26-	117-285	.411	- - -	-	61-93	.656	263-10.1	59-2	- - -	-	-	295-11.4
73-74	27-	132-274	.482	- - -	-	75-110	.682	216-8.0	85-2	74-2.7	-	-	339-12.6
74-75	26-	166-328	.506	- - -	-	103-150	.687	243-9.4	70-0	56-2.1	-	-	435-16.7
Totals	79-	415-887	.468	- - -	-	239-353	.677	722-9.2	214-4	130-2.4	-	-	1069-13.5



35. David Benaderet • 1954-57 • 1,067 points

Dave Benaderet became one of Bill Donovan's all-time leading players, averaging 14.4 points a game. His junior season was his finest, earning second-team all-conference honors in the first year of the West Coast Athletic Conference. He played during an era when freshman couldn't play at the varsity level. If he scored his average, he would have finished in the top 15 all-time in scoring. He is one of 11 players on the 1,000-point and 500-rebound list.

Year	GP-GS	FG-FGA	Pct.	3FG-3FA	Pct.	FT-FTA	Pct.	Reb-Avg.	PF-D	Ast.-Avg.	BLK	St	Pts-Avg.
54-55	24-	146-342	.420	- - -	-	63-87	.720	149-6.2	42-2	- - -	-	-	355-14.7
55-56	23-	163-409	.399	- - -	-	50-84	.595	165-7.2	71- -	- - -	-	-	376-16.3
56-57	27	137-407	.337	- - -	-	62-92	.674	198-7.3	89-3	- - -	-	-	336-12.4
Totals	74-	446-1158	.385	- - -	-	175-263	.665	512-6.9	202-5	- - -	-	-	1067-14.4

36. Alex Merkviladze • 2021-25 • 1,041 points

In four years at LMU, Alex Merkviladze scored 1,041 points and grabbed 628 rebounds. Merkviladze was named team captain in each of his final two years and was named to the All-WCC Honorable Mention Team in 2023-24 and the WCC All-Academic Team in 2024-25. Merkviladze ranked top-20 in the WCC in scoring in 2023-24.

				Field Goals		3-Point		F-Throws		Rebounds									Scoring	
SEASON	TEAM	GP-GS	MIN/AVG	FG-FGA	FG%	3FG-3FGA	3FG%	FT-FTA	FT%	OFF	DEF	TOT	AVG	PF-FO	A	TO	BLK	STL	PTS	AVG
2021-22	LMU	29-10	592/20.4	54-137	.394	24-73	.329	18-27	.667	20	76	96	3.3	60-3	14	35	2	6	150	5.2
2022-23	LMU	28-8	594/21.2	71-167	.425	26-78	.333	31-41	.756	19	92	111	4.0	42-0	31	28	11	9	199	7.1
2023-24	LMU	30-30	929/31.0	123-300	.410	51-145	.352	67-90	.744	38	177	215	7.2	67-0	44	41	9	17	364	12.1
2024-25	LMU	32-32	1022/31.9	112-279	.401	48-143	.336	56-80	.700	25	181	206	6.4	79-1	63	37	11	17	328	10.3
TOTAL FOR LMU		**119-80**	**3137/26.4**	**360-883**	**.408**	**149-439**	**.339**	**172-238**	**.723**	**102**	**526**	**628**	**5.3**	**248-4**	**152**	**141**	**33**	**49**	**1041**	**8.7**

37. John Arndt • 1947-50 • 1,028 points

John Arndt and fellow 1,000-point scorer Bill Donovan formed one of the all-time greatest tandems in LMU history. Arndt followed Donovan and became his assistant for eight years. Arndt took over for Donovan and won 91 games in seven seasons. Arndt's 15.7 points per game was his career best in 1949-50. Arndt was the second player in Loyola history to reach 1,000 points in a career.

Year	GP-GS	FG-FGA	Pct.	3FG-3FA	Pct.	FT-FTA	Pct.	Reb-Avg.	PF-D	Ast.-Avg.	BLK	St	Pts-Avg.
47-48	-	118-385	.307	- - -	-	39-70	.557	-	64 -	- - -	-	-	275-
48-49	-	156-580	.269	- - -	-	34-68	.500	-	82 -	101	-	-	346-
49-50	26-	178-650	.273	- - -	-	51-82	.622	-	44-	- - -	-	-	407-15.7
Totals	26-	452-1615	.280	- - -	-	124-220	.564	-	190- -	101-	-	-	1028-



38. Jerry Grote • 1959-62 • 1,011 points

Jerry Grote had a tough act to follow his senior season, after earning WCAC MVP honors in 1960-61. As a senior, Grote played in 22 games and was able to reach the 1,000-point mark in his final game. He actually averaged more points his senior season, earning second-team All-WCAC honors. Grote helped the Lions to their first conference championship in his freshman season, scoring 14.2 points per game.

Year	GP-GS	FG-FGA	Pct.	3FG-3FA	Pct.	FT-FTA	Pct.	Reb-Avg.	PF-D	Ast.-Avg.	BLK	St	Pts-Avg.
59-60	27-	158-370	.427	- - -	-	67-97	.691	181-6.7	62-2	- - -	-	-	383-14.2
60-61	27-	128-328	.390	- - -	-	85-114	.745	133-4.9	68-	- - -	-	-	341-12.6
61-62	22-	100-286	.350	- - -	-	87-106	.821	126-5.7	45-	- - -	-	-	287-13.0
Totals	76-	386-984	.392	- - -	-	239-317	.751	440-5.8	175-2	- - -	-	-	1011-13.3

500-REBOUND CLUB

1. Jim Haderlein • 1968-71 • 1,161 rebounds

Jim Haderlein was ahead of his time in shattering LMU's career rebounding mark that was set in 1962 by Ed Bento. In celebrating the 30th anniversary of the record setting season (his final season was in 1971), Haderlein is the only player to average double-figure rebounds in each of his seasons at Loyola. Haderlein set the record in his first game of his senior season, and used the rest of that 15 rebounds-a-game season to pad his record. Hank Gathers, who sits at second all-time, led the entire nation in rebounds as a junior in 1988-89 with 13.7 per game. Haderlein's best season was also as a junior, averaging 17 per game (a school record). He is the only Lion to break the 1,000 mark in rebounds in his career. Haderlein, who is also on the 1,000-point list at LMU, was the Lions' first true threat on all ends of the court. He was truly ahead of his day, not being matched until the Paul Westhead days so famous in LMU history.

Year	GP-GS	FG-FGA	Pct.	3FG-3FA	Pct.	FT-FTA	Pct.	Reb-Avg.	PF-D	Ast.-Avg.	BLK	St	Pts-Avg.
68-69	25-	202-493	.410	- - -	-	91-144	.632	344-13.8	79-2	- - -	-	-	495-19.8
69-70	26-	265-508	.522	- - -	-	129-190	.679	442-17.0	95-6	- - -	-	-	659-25.4
70-71	25-	217-456	.476	- - -	-	118-183	.645	375-15.0	93-5	- - -	-	-	552-22.1
Totals	76-	684-1457	.469	- - -	—	338-517	.654	1161-15.3	267-13	- - -	-	-	1706-22.4

2. Hank Gathers • 1987-90 • 985 rebounds

Hank Gathers, who is the Lions' all-time leading scorer, sits at second with 985 rebounds. As mentioned earlier, Gathers led the nation in rebounds with 13.7 in 1988-89. In that season, he averaged a nation-high 32.7 points per game. Only two other players in collegiate basketball history have led the nation in scoring and rebounds in the same season. Gathers holds the school record with 29 rebounds in a game against U.S. International in January of 1989.

Year	GP-GS	FG-FGA	Pct.	3FG-3FA	Pct.	FT-FTA	Pct.	Reb-Avg.	PF-D	Ast.-Avg.	BLK	St	Pts-Avg.
87-88	32-31	304-541	.562	0-1	.000	113-208	.543	278-8.7	78-0	40-1.3	21	46	721-22.5
88-89	31-31	419-689	.608	0-0	.000	177-315	.562	426-13.7	94-2	65-2.1	21	42	1015-32.7
89-90	26-26	314-528	.595	0-1	.000	126-222	.568	281-10.8	58-1	40-1.5	24	45	754-29.0
Totals	89-88	1037-1758	.590	0-2	.000	416-745	.558	985-11.1	230-3	145-1.6	66	133	2490-28.0



3. Eli Scott • 2017-22 • 936 rebounds

Eli Scott finished his fifth season of collegiate basketball at LMU in 2021-22... For the third-straight season, Scott led the Lions in points, rebounds, assists, minutes played, and starts… As a junior, Scott became the first player in school history to record a triple-double with 21 points, 13 rebounds, and 13 assists against Grambling State (12/7/19)… Scott broke the LMU freshman rebounding record with 225 boards and recorded the third-highest scoring mark of any freshman Lion with his 392 points... Scored his 2,000th career point in the 2022 West Coast Conference Tournament… Completed his final season ranked in the top 10 in program history in points (6th with 2,002), rebounds (3rd at 936), assists (6th at 444), double-doubles (5th at 27)… field goals made (4th at 739), free throws made (3rd at 496), games played (1st at 141), games started (2nd at 121), and minutes played (2nd at 4,529)… Named to the 2022 All-WCC Second Team, 2021 All WCC First Team, 2021 NABC All-District 2nd Team, 2020 All-WCC Second Team, and the 2018 WCC All-Freshman team.

			Total		3-Point		F-Throws		Rebounds										Scoring	
Season	gp-gs	min/avg	fg-fga	pct	fg-fga	pct	ft-fta	pct	off	def	tot	avg	pf	fo	ast	to	blk	stl	pts	avg
2017-18	31-20	958/30.9	148-314	.471	2-15	.133	94-155	.606	87	138	225	7.3	65	0	72	84	10	24	392	12.6
2018-19	27-18	653/24.2	82-158	.519	3-6	.500	47-74	.635	42	88	130	4.8	53	0	68	40	12	15	214	7.9
2019-20	32-32	1106/34.6	182-345	.528	9-31	.290	124-194	.639	48	166	214	6.7	60	1	138	105	5	33	497	15.5
2020-21	22-22	784/35.6	140-283	.495	8-33	.242	107-152	.704	55	125	180	8.2	54	0	80	83	10	13	395	18.0
2021-22	29-29	1028/35.4	187-361	.518	6-33	.182	124-163	.761	65	122	187	6.4	61	0	86	106	12	21	504	17.4
TOTAL	141-121	4529/32.1	739-1461	.506	28-118	.237	496-738	.672	297	639	936	6.6	293	1	444	418	49	106	2002	14.2



4. Mark Armstrong • 1984-88 • 825 rebounds

Prior to the arrival of Hank Gathers, Mark Armstrong was the Lions' go-to guy under the basket. He led the Lions with nine rebounds per game his junior season and was second behind Gathers his final season with 8.1 per game. Armstrong sat second all-time on the rebound list for three seasons before Gathers moved into second in the 1989-90 season. His senior season resulted in his best rebounding effort, going for 258 rebounds for an 8.1 per game average. He led the team in rebounds in 11 games, including a career-high 19 against San Francisco.

Year	GP-GS	FG-FGA	Pct.	3FG-3FA	Pct.	FT-FTA	Pct.	Reb-Avg.	PF-D	Ast.-Avg.	BLK	St	Pts-Avg.
84-85	27-21	52-102	.510	- - -	-	29-51	.569	121-4.5	102-12	28-1.0	2	22	133-4.9
85-86	29-29	66-156	.423	- - -	-	33-49	.674	203-7.0	89-4	29-1.0	9	24	165-5.7
86-87	27-27	131-263	.498	1-4	.250	54-83	.651	243-9.0	90-7	39-1.4	4	21	317-11.7
87-88	32-32	94-186	.505	0-0	.000	51-70	.729	258-8.1	105-5	31-1.0	5	44	239-7.5
Totals	115-109	343-707	.485	1-4	.250	167-253	.660	825-7.2	386-28	127-1.1	20	111	854-7.4



5. Ed Bento • 1959-62 • 774 rebounds

With the Lions' all-time winningest coach at the helm, Ed Bento was one of the top reasons Loyola won its first West Coast Athletic Conference Championship in 1960. Bento finished his career fourth all-time with 774 rebounds. He averaged 10 per game in his career, including 10.9 in his senior campaign. Bento, who also finished with 1,432 points, was a first-team all-conference selection in his final season. That year Bento set seven school records, including highest scoring average, most points scored in a season, most points scored in a game, most points scored in a half, most field goals made in a game and a season, and most rebounds. He grabbed 25 against Hawaii.

Year	GP-GS	FG-FGA	Pct.	3FG-3FA	Pct.	FT-FTA	Pct.	Reb-Avg.	PF-D	Ast.-Avg.	BLK	St	Pts-Avg.
59-60	27-	134-351	.382	- - -	-	112-151	.742	255-9.4	77-	- - -	-	-	380-14.1
60-61	26-	181-371	.487	- - -	-	114-146	.780	258-9.8	87-	- - -	-	-	476-18.3
61-62	24-	225-485	.464	- - -	-	129-165	.782	261-10.9	63-	- - -	-	-	579-24.1
Totals	77-	540-1207	.447	- - -	-	355-462	.768	774-10.1	227-	- - -	-	-	1432-18.6



6. Tom Ryan • 1958-61 • 752 rebounds

Joining forces with Ed Bento in 1960-61, Tom Ryan's final season at Loyola, the Lions were nearly unbeatable under the basket. Ryan averaged 8.7 rebounds per game that season, and he and Bento combined for 483 rebounds that year. Ryan, a second-team all-conference selection in his senior year, was third on the team in scoring that season. His best rebounding season, which ranks eighth all-time in LMU history, was his junior campaign in which he averaged a team high 13.4 boards per game. The 1959-60 season, in which the Lions tied for first in the conference, also earned Ryan second-team All-WCAC honors. He led the team to the NCAA tournament in that 1960-61 season.

Year	GP-GS	FG-FGA	Pct.	3FG-3FA	Pct.	FT-FTA	Pct.	Reb-Avg.	PF-D	Ast.-Avg.	BLK	St	Pts-Avg.
58-59	23-	75-192	.390	- - -	-	20-50	.400	165-7.2	50-	- - -	-	-	170-7.3
59-60	27-	127-299	.425	- - -	-	49-90	.544	362-13.4	64-3	- - -	-	-	303-11.2
60-61	26-	108-272	.397	- - -	-	60-97	.618	225-8.7	68-	- - -	-	-	276-10.6
Totals	76-	310-763	.406	- - -	-	129-237	.544	752-9.9	182-3	- - -	-	-	749-9.9

7. Matthew Knight • 2003-2007 • 743 Rebounds

Matthew Knight was a two-time first-team All-West Coast Conference performer and finished his LMU career as one of the top players in program history. He finished his career with 1,466 points and 743 rebounds. Knight is just one of five players in LMU history to rank in the top-10 in both scoring and rebounds. The four-year career of Knight was defined by the double-double. Overall, he had two as a sophomore in 2004-05, then broke out for 17 in 2005-06. He has six his final season for 25 total, ranking fifth all-time in LMU history. Knight finished second in the WCC in scoring at 16.5 points per game and second in rebounds at 7.7 his final season after leading the league in rebounding as a junior 2006.

Year	GP-GS	FG-FGA	Pct.	3FG-3FA	Pct.	FT-FTA	Pct.	Reb-Avg.	PF-D	Ast.-Avg.	BLK	St	Pts-Avg.
03-04	18-5	33-79	.418	0-1	.000	22-29	.759	63-3.5	29-0	8	3	3	88-4.9
04-05	28-28	171-334	.512	1-4	.250	88-119	.739	166-5.9	65-0	22	17	27	431-15.4
05-06	30-29	191-368	.519	0-2	.000	104-174	.598	299-10.0	60-2	25	23	33	486-16.2
06-07	28-27	173-358	.483	1-5	.200	114-166	.687	215-7.7	56-0	30	11	31	461-16.5
Totals	104-89	568-1139	.499	2-12	.167	328-488	.672	743-7.1	210-2	85	54	94	1466-14.1



8. Forrest McKenzie • 1981-86 • 723 rebounds

In his senior season, Forrest McKenzie helped the Lions to the top of the West Coast Conference in rebound margin at 6.1. The Lions, who finished second in the conference at 10-4 in 1985-86, was tops in the conference with 1191. Following a redshirt season in 1984-85, McKenzie was at the top of the individual list with a 7.8 average. He was also second in the league in scoring at 20.1 per game, only one of two players to score over 20 points a game in that 1985-86 season. McKenzie was a force in his junior season in 1983-84 when he was the top rebounder in 13 of the Lions' 27 games. In addition to his 6.4 boards per game that season, he averaged 20.9 points and scored a career-high 35 against St. Mary's. On his way to 2,060 points in his career, McKenzie averaged more than 20 points in all but his freshman season.

Year	GP-GS	FG-FGA	Pct.	3FG-3FA	Pct.	FT-FTA	Pct.	Reb-Avg.	PF-D	Ast.-Avg.	BLK	St	Pts-Avg.
81-82	27-	168-343	.490	- - -	-	38-43	.883	135-5.0	79-2	30-1.1	9	23	374-13.9
82-83	27-	229-471	.486	- - -	-	81-96	.844	189-7.0	74-2	33-1.2	12	35	540-20.0
83-84	27-	237-494	.480	- - -	-	89-110	.809	174-6.4	80-3	47-1.7	5	34	563-20.9
85-86	29-28	256-504	.508	- - -	-	71-86	.826	225-7.8	79-2	59-2.0	8	31	583-20.1
Totals	110-	890-1812	.491	- - -	-	280-335	.832	723-6.6	312-9	169-1.5	34	123	2060-18.7



9. Brad Dean • 1972-75 • 722 rebounds

Brad Dean had his best season in his final campaign in a Lions' uniform, scoring 16.7 points per game and gathering 9.4 rebounds a game. He led the team in boards, which ranks 18th all-time at LMU, and was second in scoring. He broke onto the Loyola scene in his sophomore season with 10.1 rebounds per game, 15th all-time at LMU. Dean set his personal career record with 20 rebounds against CS Northridge in that season. He would lead the team in rebounds in seven games.

Year	GP-GS	FG-FGA	Pct.	3FG-3FA	Pct.	FT-FTA	Pct.	Reb-Avg.	PF-D	Ast.-Avg.	BLK	St	Pts-Avg.
72-73	26-	117-285	.411	- - -	-	61-93	.656	263-10.1	59-2	- - -	-	-	295-11.4
73-74	27-	132-274	.482	- - -	-	75-110	.682	216-8.0	85-2	74-2.7	-	-	339-12.6
74-75	26-	166-328	.506	- - -	-	103-150	.687	243-9.4	70-0	56-2.1	-	-	435-16.7
Totals	79-	415-887	.468	- - -	-	239-353	.677	722-9.2	214-4	130-2.4	-	-	1069-13.5



10. Steve Smith • 1971-73 • 714 rebounds

In only two seasons, Steve Smith was nearly unstoppable under the basket for the Lions. He was so consistent that he grabbed 357 boards in each of this two seasons. His 14.3 average in 1971-72 is third all-time at LMU, while his senior season's 13.7 is tied for sixth. In the same season that saw Brad Dean have his breakthrough sophomore year, Smith led the team in 17 of 26 games, while he tied a personal best of 22 against St. Mary's. He was even better in the league that season, averaging 14.8 boards in WCAC games to earn him second-team All-WCAC honors. His first season at Loyola earned him a first-team all-conference selection as he average 14.3 rebounds and 21.1 points. He led the team in scoring and rebounding in each of his two seasons.

Year	GP-GS	FG-FGA	Pct.	3FG-3FA	Pct.	FT-FTA	Pct.	Reb-Avg.	PF-D	Ast.-Avg.	BLK	St	Pts-Avg.
71-72	25-	206-456	.452	- - -	-	115-153	.752	357-14.3	85-6	- - -	-	-	527-21.1
72-73	26-	238-536	.444	- - -	-	106-132	.803	357-13.7	78-3	- - -	-	-	582-22.4
Totals	51-	444-992	.448	- - -	-	221-285	.775	714-14.0	163-9	- - -	-	-	1109-21.7



11. Mike Yoest • 1984-88 • 707 rebounds

In starting all 32 games for the Lions in his senior season, Mike Yoest was third on the Lions in 1987-88 with 253 rebounds (7.9 per game). His successful final season earned him All-WCAC honors, selection to the WCAC Tournament team, and his performance in January earned him Player of the Month honors, including Player of the Week honors on Jan. 4, 1988. Yoest's junior season was perhaps his finest, scoring at the time LMU's 13th highest single-season point total with 541 points. He would break that with 562 the following season. In 1986-87, he would lead the conference in scoring, tied with Pepperdine's Eric White. His final two seasons he averaged over seven rebounds a game, and in his four year career proved consistent, averaging 6.0 rebounds per game.

Year	GP-GS	FG-FGA	Pct.	3FG-3FA	Pct.	FT-FTA	Pct.	Reb-Avg.	PF-D	Ast.-Avg.	BLK	St	Pts-Avg.
84-85	27-22	50-103	.485	- - -	-	60-84	.714	108-4.0	60-3	46-1.7	11	36	160-5.9
85-86	30-21	104-195	.533	- - -	-	130-157	.828	148-4.9	59-1	34-1.1	3	36	338-11.3
86-87	28-28	187-377	.496	2-9	.222	165-210	.786	198-7.1	77-6	37-1.3	18	46	541-19.3
87-88	32-32	177-314	.564	2-5	.400	206-255	.808	253-7.9	78-3	67-2.1	17	71	562-17.6
Totals	117-103	518-989	.523	4-14	.285	561-706	.795	707-6.0	274-13	184-1.6	49	189	1601-13.7



12. Greg Hunter • 1975-79 • 681 rebounds

Greg Hunter was one of the rare players to play solid minutes all four years of his college career. In all but his freshman season, Hunter averaged in double figures, finishing his career with a 12.6 per game average. His junior season was perhaps his finest statistically, as he scored 472 points in the 26-game season. In addition to his scoring that season, he also led the team with an 8.5 rebounds per game. He finished his career with 1,289 points and 681 rebounds, making him one of the few LMU greats to be above both 1,000 points and 500 rebounds.

Year	GP-GS	FG-FGA	Pct.	3FG-3FA	Pct.	FT-FTA	Pct.	Reb-Avg.	PF-D	Ast.-Avg.	BLK	St	Pts-Avg.
75-76	24-	46-107	.430	- - -	-	21-31	.677	81-3.4	46-0	23-1.0	-	-	113-4.7
76-77	26-	111-252	.440	- - -	-	47-78	.603	167-6.4	73-3	43-1.7	-	-	269-10.4
77-78	26-	198-357	.499	- - -	-	76-104	.730	223-8.5	81-1	46-1.7	-	-	472-18.2
78-79	26-	177-349	.507	- - -	-	81-104	.779	210-8.1	85-5	41-1.6	-	-	435-16.7
Totals	102-	532-1065	.499	- - -	-	225-317	.710	681-6.7	285-9	153-1.5	-	-	1289-12.6



13. Ime Oduok • 1993-96 • 678 rebounds

The Eket, Nigeria, native was one of the most dominant rebounders in recent LMU history. A consistent rebounder who averaged 7.5, 9.0 and 8.8 rebounds per game in his three years at LMU was a first-team all-conference selection his senior campaign, helping coach John Olive to earn Coach of the Year honors. Oduok led the team in rebounds and scoring in his senior season. His junior campaign was his best under the basket with a 9.0 average. He also led the team in rebounds that season, and was the 10th to duplicate the feat in back-to-back seasons. His first season at LMU set the tone for things to come, as he set his personal record of 22 rebounds against Buffalo, and finished second on the team behind Wyking Jones.

Year	GP-GS	FG-FGA	Pct.	3FG-3FA	Pct.	FT-FTA	Pct.	Reb-Avg.	PF-D	Ast.-Avg.	BLK	St	Pts-Avg.
93-94	23-18	65-116	.560	0-0	.000	44-70	.629	172-7.5	82-5	5-0.2	39	17	174-7.6
94-95	28-28	130-224	.580	0-0	.000	93-168	.554	251-9.0	95-7	18-0.6	27	27	353-12.6
95-96	29-29	139-226	.615	0-0	.000	114-184	.620	255-8.8	101-6	11-0.4	26	19	392-13.5
Totals	80-75	334-566	.590	0-0	.000	251-422	.595	678-8.5	278-18	34-0.4	92	63	919-11.5

14. Keli Leaupepe • 2019-2024 • 663 rebounds

The man with the mullet, Keli Leaupepe became the hit the 1,000+ point and 500+ rebound milestone during his fourth season of play at LMU. In five years of eligibility, the Aussie became a staple in the LMU lineup between 2019 and 2024. Leaupepe is a two-time All-WCC Honorable Mention team performer and a two-time member of the WCC All-Academic team, and ranks 21st all-time in field goals made, tied for eight all-time in three-point field goals made, 13th all-time in 3-point field goal percentage. At 6-6, Leaupepe played the 3, 4, and 5 while with the Lions and grabbed the 14th most rebounds through his five years. Leaupepe finished with career with the third-most games played and fourth-most games started.

			Total		3-Point		F-Throws		Rebounds										Scoring	
Season	gp-gs	min/avg	fg-fga	pct	fg-fga	pct	ft-fta	pct	off	def	tot	avg	pf	fo	ast	to	blk	stl	pts	avg
2019-2	32-14	700/21.9	103-189	.545	22-58	.379	63-73	.863	52	73	125	3.9	96	4	24	40	6	9	291	9.1
2020-2	20-15	472/23.6	68-145	.469	19-55	.345	54-67	.806	39	57	96	4.8	63	3	22	32	2	10	209	10.5
2021-2	25-25	654/26.2	87-185	.470	33-88	.375	23-31	.742	45	75	120	4.8	86	4	21	37	12	17	230	9.2
2022-2	31-31	995/32.1	133-298	.446	51-117	.436	94-125	.752	66	146	212	6.8	92	3	35	44	5	21	411	13.3
2023-2	21-19	597/28.4	73-172	.424	23-74	.311	39-51	.765	39	71	110	5.2	59	2	25	28	2	13	208	9.9
TOTAL	129-10	3418/26.	464-989	.469	148-392	.378	273-347	.787	241	422	663	5.1	396	16	127	181	27	70	1349	10.5

15. Ashley Hamilton • 2008-2013 • 654 rebounds

Ashley Hamilton finished his career having played in 113 games (ranked t-7th all-time), making 94 starts (4th all-time). With 15 points at San Diego on Jan. 16, he became the 34th Lions to score 1,000 points in his career. He finished his final campaign averaging 12.9 ppg and a team-best 7.1 rpg after going for his 21 points and eight rebounds to start the Lions' WCC tourney run, which also included his seventh career double-double with 11 points and 14 rebounds. He finishes with 1,172 points and 654 rebounds and is the 14th Lion to earn 1,000 career points and 500 career rebounds. Hamilton is now ranked 22nd all-time in scoring, 13th in rebounds, tied for 12th with 334 made free throws (tied with teammate Anthony Ireland) and 15th with 57 blocks.

Season	gp-gs	min/avg	fg-fga	pct	fg-fga	pct	ft-fta	pct	off	def	tot	avg	pf	fo	ast	to	blk	stl	pts	avg
2008-09	6-5	154/25.7	15-45	.333	1-5	.200	12-15	.800	6	22	28	4.7	16	1	8	19	0	3	43	7.2
2009-10	26-17	548/21.1	79-148	.534	0-3	.000	65-88	.739	43	75	118	4.5	80	6	16	36	25	7	223	8.6
2010-11	25-19	614/24.6	82-166	.494	0-5	.000	63-87	.724	45	97	142	5.7	74	3	22	72	12	16	227	9.1
2011-12	22-21	606/27.5	82-185	.443	9-24	.375	68-97	.701	29	94	123	5.6	54	1	14	59	6	15	241	11.0
2012-13	34-32	1098/32.3	142-367	.387	28-82	.341	126-172	.733	75	168	243	7.1	97	6	48	106	14	35	438	12.9
TOTAL	113-94	3020/26.7	400-911	.439	38-119	.319	334-459	.728	198	456	654	5.8	321	17	108	292	57	76	1172	10.4

16. Alex Merkviladze • 2021-25 • 628 rebounds

In four years at LMU, Alex Merkviladze scored 1,041 points and grabbed 628 rebounds. Merkviladze was named team captain in each of his final two years and was named to the All-WCC Honorable Mention Team in 2023-24 and the WCC All-Academic Team in 2024-25. Merkviladze ranked second in the WCC in defensive rebounds in 2024-25 and 13th overall. Led the Lions in rebounding in 2023-24, and ranked sixth in the WCC, with 215 total and led the Lions with 7.2 rebounds per game.

				Field Goals		3-Point		F-Throws		Rebounds									Scoring	
SEASON	TEAM	GP-GS	MIN/AVG	FG-FGA	FG%	3FG-3FGA	3FG%	FT-FTA	FT%	OFF	DEF	TOT	AVG	PF-FO	A	TO	BLK	STL	PTS	AVG
2021-22	LMU	29-10	592/20.4	54-137	.394	24-73	.329	18-27	.667	20	76	96	3.3	60-3	14	35	2	6	150	5.2
2022-23	LMU	28-8	594/21.2	71-167	.425	26-78	.333	31-41	.756	19	92	111	4.0	42-0	31	28	11	9	199	7.1
2023-24	LMU	30-30	929/31.0	123-300	.410	51-145	.352	67-90	.744	38	177	215	7.2	67-0	44	41	9	17	364	12.1
2024-25	LMU	32-32	1022/31.9	112-279	.401	48-143	.336	56-80	.700	25	181	206	6.4	79-1	63	37	11	17	328	10.3
TOTAL FOR LMU		**119-80**	**3137/26.4**	**360-883**	**.408**	**149-439**	**.339**	**172-238**	**.723**	**102**	**526**	**628**	**5.3**	**248-4**	**152**	**141**	**33**	**49**	**1041**	**8.7**



17. Elton Mashack • 1997-2001 • 626 rebounds

Elton Mashack became the first player in a decade to score both 1,000 points and grab 500 rebounds in his LMU career. Despite suffering through several coaching changes and probably some of the tougher circumstances than any of the other 10 members of the 1,000-500 club, Mashack would finish a stellar four-year career earning two All-Conference honors (sophomore and senior seasons). Mashack became the 22nd person in LMU history to earn 500 rebounds in his career with the Lions. His best season came as a junior, grabbing more than seven rebounds per game.

Year	GP-GS	FG-FGA	Pct.	3FG-3FA	Pct.	FT-FTA	Pct.	Reb-Avg.	PF-D	Ast.-Avg.	BLK	St	Pts-Avg.
97-98	27-13	67-191	.351	21-74	.284	21-43	.488	84-3.1	35-0	27-1.0	9	12	176-6.5
98-99	27-27	125-279	.448	25-65	.385	53-82	.646	185-6.9	64-1	34-1.3	15	25	328-12.1
99-00	27-23	106-322	.329	25-90	.278	70-109	.642	191-7.1	56-3	34-1.3	11	20	307-11.4
00-01	27-26	119-254	.469	7-27	.259	59-93	.634	166-6.1	52-0	27-1.0	3	9	304-11.3
Totals	108-89	417-1046	.399	78-256	.305	203-327	.620	626-5.8	207-4	122-1.1	38	66	1115-10.3



18. Kenny Hotopp • 1994-98 • 615 rebounds

Kenny Hotopp was the last Lion to lead the team in rebounds for two consecutive seasons, achieving that feat in the two years after Ime Oduok did it. He averaged 6.8 boards his senior year and 7.3 his junior year. He was fourth in the conference in 1997-98 and third in 1996-97. He had a personal high of 15 rebounds against Cal State Fullerton in his junior season.

Year	GP-GS	FG-FGA	Pct.	3FG-3FA	Pct.	FT-FTA	Pct.	Reb-Avg.	PF-D	Ast.-Avg.	BLK	St	Pts-Avg.
94-95	25-0	24-48	.500	0-0	.000	14-17	.824	64-2.6	30-0	6-0.2	7	11	62-2.5
95-96	27-23	102-208	.490	0-0	.000	29-44	.659	162-6.0	73-2	10-0.4	5	15	233-8.6
96-97	28-28	123-259	.457	1-6	.167	81-121	.699	205-7.3	73-2	4-0.1	17	12	328-11.7
97-98	27-13	70-171	.409	11-35	.314	64-87	.736	184-6.8	57-0	18-0.7	7	12	215-8.0
Totals	107-64	319-686	.465	12-41	.293	188-269	.699	615-5.7	233-4	38-0.4	36	50	838-7.8

19. Godwin Okonji • 2010-15 • 610 rebounds

Finished his career second all-time with 126 games and finished his career ranked 16th all-time with 610 rebounds. Played at least 30 games in all four seasons he played, serving a medical redshirt in the 2013-14 season. He made a living on the offensive glass, finishing with 279 offensive rebounds. He 89 as a senior was tops in the West Coast Conference.

			Total		3-Point		F-Throws		Rebounds										Scoring	
Season	gp-gs	min/avg	fg-fga	pct	fg-fga	pct	ft-fta	pct	off	def	tot	avg	pf	fo	ast	to	blk	stl	pts	avg
2010-11	31-24	710/22.9	67-117	.573	0-1	.000	17-40	.425	71	97	168	5.4	96	6	29	32	38	21	151	4.9
2011-12	33-31	666/20.2	45-94	.479	0-1	.000	33-56	.589	62	90	152	4.6	97	5	10	29	30	27	123	3.7
2012-13	32-16	679/21.2	56-98	.571	0-0	.000	45-67	.672	57	66	123	3.8	105	7	11	30	20	16	157	4.9
2014-15	30-27	824/27.5	75-184	.408	0-0	.000	68-104	.654	89	78	167	5.6	86	4	32	52	8	40	218	7.3
TOTAL	126-98	2879/22.8	243-493	.493	0-2	.000	163-267	.610	279	331	610	4.8	384	22	82	143	96	104	649	5.2



20. Robert Cox • 1953-55 • 609 rebounds

Robert Cox was another two-year star for the Lions. He averaged over 10 rebounds in each of his two seasons, having his best season with 11.4 per game in 1953-54. As Hotopp was the last to repeat as rebound champ, Cox was the first. He also led the team in scoring in both of his seasons, becoming the first player to lead the team in both categories in consecutive seasons. He was one of the first to dominate the record books, setting seven records in his first season and another two his final year.

Year	GP-GS	FG-FGA	Pct.	3FG-3FA	Pct.	FT-FTA	Pct.	Reb-Avg.	PF-D	Ast.-Avg.	BLK	St	Pts-Avg.
53-54	30-	199-486	.410	- - -	-	132-185	.713	343-11.4	107-8	- - -	-	-	530-17.7
54-55	25-	161-380	.430	- - -	-	79-11.0	.720	266-10.4	69-2	- - -	-	-	401-16.0
Totals	55-	360-866	.416	- - -	-	211-295	.717	609-11.1	176-10	- - -	-	-	931-16.9



21. Dick Schiendler • 1962-65 • 565 rebounds

Dick Schiendler was the first of a very elite list in leading the team in rebounds in three consecutive seasons. He was later joined by Jim Haderlein, Greg Hunter and Hank Gathers. Schiendler was dominant in his first year as a sophomore, grabbing 7.2 boards and putting in 13.8 points per game. He dropped nearly an entire rebound his junior season, but still led the team. His senior year, like so many other Lions, was his best. He led the team in scoring and rebounding for the third straight year. He is one of only two players to pull the triple-double, leading the team in both rebounding and scoring in three straight seasons. Jim Haderlein was the other.

Year	GP-GS	FG-FGA	Pct.	3FG-3FA	Pct.	FT-FTA	Pct.	Reb-Avg.	PF-D	Ast.-Avg.	BLK	St	Pts-Avg.
62-63	26-	112-242	.463	- - -	-	135-175	.771	186-7.2	62-1	- - -	-	-	359-13.8
63-64	25-	125-278	.450	- - -	-	100-141	.709	153-6.1	76-3	- - -	-	-	350-14.0
64-65	26-	150-356	.421	- - -	-	138-203	.680	226-8.7	65-1	- - -	-	-	438-16.9
Totals	77-	387-876	.442	- - -	-	373-519	.719	565-7.3	203-5	- - -	-	-	1147-14.9



22. Ken Peterson • 1964-67 • 559 rebounds

Ken Peterson was a dominant rebounder in his three seasons at Loyola. However, despite averaging 7.7 boards over three seasons, he never led the team. However, he became one of the best in the history of the program because of his consistency. He earned honorable mention honors in the conference his final season, ranking third in both rebounds (6.3) and points (12.3).

Year	GP-GS	FG-FGA	Pct.	3FG-3FA	Pct.	FT-FTA	Pct.	Reb-Avg.	PF-D	Ast.-Avg.	BLK	St	Pts-Avg.
64-65	26-	119-278	.428	- - -	-	86-126	.683	206-7.9	55-1	- - -	-	-	324-12.5
65-66	26-	90-258	.349	- - -	-	80-122	.656	220-8.5	51-1	- - -	-	-	260-10.0
66-67	21-	96-250	.385	- - -	-	67-110	.609	133-6.3	45-1	- - -	-	-	259-12.3
Totals	73-	305-786	.388	- - -	-	233-358	.651	559-7.7	151-3	- - -	-	-	843-11.5



23. Dick Zembal • 1965-68 • 544 rebounds

Thanks to his team leading 8.6 rebounds per game in his senior season, Dick Zembal jumped into the 500-rebound list. He was one of five all-conference selections in the 1967-68 season, earning honorable mention honors. The team finished second in the conference standings at 11-3 and 19-6 overall. In that final season he also added to the teams scoring with a 14.9 average.

Year	GP-GS	FG-FGA	Pct.	3FG-3FA	Pct.	FT-FTA	Pct.	Reb-Avg.	PF-D	Ast.-Avg.	BLK	St	Pts-Avg.
65-66	26-	84-181	.464	- - -	-	49-64	.766	170-6.5	53-1	- - -	-	-	217-8.3
66-67	26-	83-186	.446	- - -	-	77-110	.700	153-5.8	32-0	- - -	-	-	243-9.4
67-68	25-	144-287	.502	- - -	-	85-113	.752	221-8.8	33-0	- - -	-	-	373-14.9
Totals	77-	311-654	.476	- - -	-	211-287	.735	544-7.1	118-1	- - -	-	-	833-10.8



24. Dick Sebek • 1965-68 • 539 rebounds

Playing with future NBA coach Rick Adelman, Dick Sebek managed to put up impressive numbers in his three-year career at Loyola. He finished his senior season as a second-team all-conference selection. That season he finished with 209 rebounds for an 8.4 average, which was third on the squad. He was also third that season in scoring, averaging 14.3 per game. At 6-5, Sebek anchored a squad that was one of the best in the league in rebounding. His best year under the basket came in 1966-67 as he averaged nine boards a game. He finished leading the team in the category and finished second to Adelman in scoring with a 13.2 average. Despite only playing in 12 games his first season at the varsity level, Sebek managed an 8.0 average.

Year	GP-GS	FG-FGA	Pct.	3FG-3FA	Pct.	FT-FTA	Pct.	Reb-Avg.	PF-D	Ast.-Avg.	BLK	St	Pts-Avg.
65-66	12-	48-126	.381	- - -	-	43-63	.683	96-8.0	31-0	- - -	-	-	139-11.6
66-67	26-	120-311	.385	- - -	-	104-136	.764	234-9.0	62-2	- - -	-	-	344-13.2
67-68	25-	128-297	.431	- - -	-	102-132	.773	209-8.4	67-2	- - -	-	-	358-14.3
Totals	63-	296-734	.403	- - -	-	249-331	.752	539-8.5	160-4	- - -	-	-	841-13.3

25. Drew Viney • 2008-12 • 535 rebounds

Fourteenth player in LMU history to earn three All-WCC honors, earning first team in 2009-10 and 2011-12 and honorable mention as a junior in 2010-11. Scored 535 points in his only full season, playing all 32 games in 2009-10, leading the Lions to its first postseason since 1989-90. All over the career record books at LMU, and is the 13th player in LMU history to crack 1,000 career points and 500 career rebounds.

			Total		3-Point		F-Throws		Rebounds										Scoring	
Season	gp-gs	min/avg	fg-fga	pct	fg-fga	pct	ft-fta	pct	off	def	tot	avg	pf	fo	ast	to	blk	stl	pts	avg
2009-10	32-32	1103/34.5	184-414	.444	63-148	.426	104-127	.819	47	178	225	7.0	84	2	60	65	38	37	535	16.7
2010-11	27-24	910/33.7	167-349	.479	38-101	.376	92-120	.767	37	141	178	6.6	71	2	48	79	26	22	464	17.2
2011-12	24-21	754/31.4	118-258	.457	42-92	.457	87-107	.813	37	95	132	5.5	59	1	38	53	21	29	365	15.2
TOTAL	83-77	2767/33.3	469-1021	.459	143-341	.419	283-354	.799	121	414	535	6.4	214	5	146	197	85	88	1364	16.4

26. John Kurtz • 1950-53 • 520 rebounds

John Kurtz was a quiet leader for the Lions' basketball team, finishing with an 11.3 average under the boards over the span of three seasons. Finishing second behind Cal Garvin in rebounding his senior season, Kurtz also finished No. 2 in scoring with a 10.1 average. He finished each of his three years scoring in double digits. His 12.8 points and 13.8 rebounds led the team his junior season, as he set six Loyola records. The record-breaking season included points in a game (35), most rebounds in a season and rebound average.

Year	GP-GS	FG-FGA	Pct.	3FG-3FA	Pct.	FT-FTA	Pct.	Reb-Avg.	PF-D	Ast.-Avg.	BLK	St	Pts-Avg.
50-51	25-	105-261	.400	- - -	-	76-123	.620	-	87-	- - -	-	-	286-11.4
51-52	25-	124-381	.326	- - -	-	71-133	.534	345-13.8	77-6	43-1.7	-	-	319-12.8
52-53	21-	72-250	.290	- - -	-	69-126	.550	175-8.3	-	- - -	-	-	213-10.1
Totals	71-	301-892	.337	- - -	-	216-382	.565	520-11.3	164-6	43-1.7	-	-	818-11.5



27. Anthony Ireland • 2010-14 • 517 rebounds

Anthony Ireland played every game in his tenure at LMU, playing 132 games with 125 starts, both LMU records. He was named first-team All-WCC in 2011-12, 2012-13, and 2013-14, making him just the third Lion in program history to be named a first-team selection three times. He earned LMU's first NABC All-District honor in just his second season of college basketball in 2011-12, and then repeated the honor his final season in 2013-14. He finished with 2,169 points, 557 assists, 517 rebounds and 200 steals, ranking third, third, 23rd and 2nd all-time at LMU.

			Total		3-Point		F-Throws		Rebounds										Scoring	
Season	gp-gs	min/avg	fg-fga	pct	fg-fga	pct	ft-fta	pct	off	def	tot	avg	pf	fo	ast	to	blk	stl	pts	avg
2010-11	32-26	991/31.0	126-320	.394	39-113	.345	49-69	.710	44	74	118	3.7	67	1	95	57	7	31	340	10.6
2011-12	34-33	1241/36.5	190-432	.440	50-148	.338	118-153	.771	35	96	131	3.9	68	0	168	104	0	58	548	16.1
2012-13	34-34	1274/37.5	228-552	.413	65-173	.376	167-203	.823	42	107	149	4.4	71	1	121	112	1	58	688	20.2
2013-14	32-32	1147/35.8	191-469	.407	41-133	.308	170-208	.817	39	80	119	3.7	76	2	173	90	3	53	593	18.5
TOTAL	132-125	4653/35.2	735-1773	.415	195-567	.344	504-633	.796	160	357	517	3.9	282	4	557	363	11	200	2169	16.4



28. David Benaderet • 1954-57 • 512 rebounds

The 1950s and '60s produced some of Loyola's most dominant rebounders. David Benaderet was one of the more consistent players under the basket, averaging 6.2, 7.2 and 7.3 rebounds a game in each of his three seasons at Loyola. Benaderet helped the Lions to a 16-9 season in his first year at the varsity level, finishing third on the team in scoring and fourth in rebounds. His fast start transcended into his junior season, as he finished as a second-team all-conference selection and third on the team in rebounds and first in scoring. His final season in 1956-57 saw him finish second on the team with 7.3 boards per game.

Year	GP-GS	FG-FGA	Pct.	3FG-3FA	Pct.	FT-FTA	Pct.	Reb-Avg.	PF-D	Ast.-Avg.	BLK	St	Pts-Avg.
54-55	24-	146-342	.420	- - -	-	63-87	.724	149-6.2	42-2	- - -	-	-	355-14.7
55-56	23-	163-409	.399	- - -	-	50-84	.595	165-7.2	71- -	- - -	-	-	376-16.3
56-57	27-	137-407	.337	- - -	-	62-92	.674	198-7.3	89-3	- - -	-	-	336-12.4
Totals	74-	446-1158	.385	- - -	-	175-263	.665	512-6.9	202-5	- - -	-	-	1067-14.6

T-29. Calvin Garvin • 1950-53 • 502 rebounds

Calvin Garvin's final two seasons saw the 6-6 center take center stage under the basket, averaging 9.1 and 9.5 boards a game in his junior and senior seasons, respectively. Garvin finished only one of his seasons (1952-53) scoring in the double figures. However, his 266 boards finished first on the team. He finished second with 9.1 his junior season.

Year	GP-GS	FG-FGA	Pct.	3FG-3FA	Pct.	FT-FTA	Pct.	Reb-Avg.	PF-D	Ast.-Avg.	BLK	St	Pts-Avg.
50-51	25-	64-158	.400	- - -	-	46-114	.400	-	75-	- - -	-	-	174-7.0
51-52	26-	90-245	.367	- - -	-	29-84	.345	236-9.1	75-5	34-1.3	-	-	209-8.0
52-53	28-	117-324	.364	- - -	-	61-165	.370	266-9.5	-	- - -	-	-	295-10.5
Totals	79-	271-727	.377	- - -	-	136-363	.372	502-9.3	150-5	34-1.3	-	-	678-8.5



T-29. Bill Wagner • 1957-59 • 502 rebounds

Bill Wagner earned the Lions' only all-conference honor in the 1958-59 season, claiming a second-team selection due to his 13.1 rebound average. In addition to leading the team in boards, Wagner finished tops in scoring. Accomplishing the feat in only two seasons, Wagner averaged 10.6 boards a game over his career. He grabbed 14 boards in his final game at Pepperdine to earn a spot on the 500-rebound list.

Year	GP-GS	FG-FGA	Pct.	3FG-3FA	Pct.	FT-FTA	Pct.	Reb-Avg.	PF-D	Ast.-Avg.	BLK	St	Pts-Avg.
57-58	24-	48-160	.300	- - -	-	49-99	.495	200-8.3	60-2	- - -	-	-	145-6.0
58-59	23-	95-259	.367	- - -	-	108-164	.660	302-13.1	69-	- - -	-	-	298-12.9
Totals	47-	143-419	.341	- - -	-	157-263	.596	502-10.6	129-2	- - -	-	-	443-9.4

500-ASSIST CLUB



1. Terrell Lowery • 1988-92 • 689 assists

As a sophomore in the Lions' record run in the NCAA Championships in 1990, Terrell Lowery averaged 14.5 points for the high-scoring Lions. In his final two seasons, he led the Lions in scoring, finishing his four-year career averaging 18.5 points. In addition, he led the team in steals in 1991 and 1992 and in assists in 1991. The 283 assists that season is a school record. Lowery's breakout game came in 1990, scoring 48 points against Idaho State on Dec. 1, 1990. Lowery scored more than 40 points six times in his career. His durable career allowed him to play in a school record 119 games, putting him at the top 10 of most record categories. He was an Honorable Mention All-American in his junior and senior seasons and was the conference leader in scoring, assists and steals his junior season. One of LMU's all-time basketball leaders, Lowery was drafted by the Texas Rangers of Major League Baseball.

Year	GP-GS	FG-FGA	Pct.	3FG-3FA	Pct.	FT-FTA	Pct.	Reb-Avg.	PF-D	Ast.-Avg.	BLK	St	Pts-Avg.
88-89	30-0	55-154	.357	28-80	.350	40-49	.816	49-1.6	63-4	93-3.4	2	33	178-5.9
89-90	32-0	154-300	.513	46-114	.404	110-169	.438	84-2.6	87-5	202-6.3	6	63	464-14.5
90-91	31-30	298-621	.480	103-257	.401	185-231	.801	139-4.5	91-2	283-9.1	4	79	884-28.4
91-92	26-26	216-489	.442	84-218	.385	159-197	.807	76-2.9	81-2	111-4.3	4	56	675-26.0
Totals	119-56	723-1564	.462	261-669	.390	494-646	.764	348-2.9	322-13	689-5.8	16	231	2201-18.5



2. Keith Smith • 1982-86 • 594 assists

Keith Smith finished his final two seasons at LMU as the team's leading scorer, averaging 25.1 points his junior season and 21.0 points his senior season. His final season, despite dropping in points per game, was one of his finest, leading the Lions in scoring in 17 of their 30 games. A three-time all-conference performer, Smith also led the team in assists all but his freshman season, averaging 7.0 per game in 1985-86. He scored a conference-high 36 points in a win against U.S. International that final season. He was drafted in the second round (45th overall pick) by the Milwaukee Bucks.

Year	GP-GS	FG-FGA	Pct.	3FG-3FA	Pct.	FT-FTA	Pct.	Reb-Avg.	PF-D	Ast.-Avg.	BLK	St	Pts-Avg.
82-83	27-	91-189	.482	- - -	-	30-49	.612	52-1.9	55-1	76-2.8	3	22	213-7.9
83-84	27-	202-415	.487	- - -	-	77-105	.733	57-2.1	66-1	164-6.1	7	27	481-17.8
84-85	27-27	283-599	.500	- - -	-	112-160	.700	78-2.9	80-2	152-5.6	6	46	678-25.1
85-86	29-29	238-476	.472	- - -	-	132-172	.767	53-1.8	76-2	202-7.0	7	39	608-21.0
Totals	110-56	814-1679	.485	- - -	-	351-486	.722	240-2.2	277-6	594-5.4	23	134	1980-18.0



3. Anthony Ireland • 2010-14 • 557 assists

Anthony Ireland played every game in his tenure at LMU, playing 132 games with 125 starts, both LMU records. He was named first-team All-WCC in 2011-12, 2012-13, and 2013-14, making him just the third Lion in program history to be named a first-team selection three times. He earned LMU's first NABC All-District honor in just his second season of college basketball in 2011-12, and then repeated the honor his final season in 2013-14. He finished with 2,169 points, 557 assists, 517 rebounds and 200 steals, ranking third, third, 23rd and 2nd all-time at LMU. No other Lion has those combined numbers. He finished his career ranked in the top-10 in 13 statistical categories at LMU and is one of just five players in West Coast Conference history to score at least 2,000 points in a career. He finished with a career-high 34 points against Santa Clara (Jan. 4, 2014), 11 rebounds at SMU (Nov. 11, 2012), 12 assists vs. South Dakota St. (Nov. 9, 2013) and seven steals agasinst SCU (Mar. 8, 2013) in the WCC tournament.

			Total		3-Point		F-Throws		Rebounds										Scoring	
Season	gp-gs	min/avg	fg-fga	pct	fg-fga	pct	ft-fta	pct	off	def	tot	avg	pf	fo	ast	to	blk	stl	pts	avg
2010-11	32-26	991/31.0	126-320	.394	39-113	.345	49-69	.710	44	74	118	3.7	67	1	95	57	7	31	340	10.6
2011-12	34-33	1241/36.5	190-432	.440	50-148	.338	118-153	.771	35	96	131	3.9	68	0	168	104	0	58	548	16.1
2012-13	34-34	1274/37.5	228-552	.413	65-173	.376	167-203	.823	42	107	149	4.4	71	1	121	112	1	58	688	20.2
2013-14	32-32	1147/35.8	191-469	.407	41-133	.308	170-208	.817	39	80	119	3.7	76	2	173	90	3	53	593	18.5
TOTAL	132-125	4653/35.2	735-1773	.415	195-567	.344	504-633	.796	160	357	517	3.9	282	4	557	363	11	200	2169	16.4



4. Jim Williamson • 1993-97 • 506 assists

The 5-10 guard from Torrance, Calif., was one of the latest players in LMU history to reach the 1,000 plateau. A two-time All-WCC selection, Williamson was second in the conference in scoring with 16.4 points per game and assists with 5.0 per game in his senior season. Williamson also was a buzzer-beater. In his four years, Williamson knocked down three shots at the buzzer to give the Lions wins. He was the last player to earn WCC Player of the Week honors twice in the same season. Williamson did it his junior season. His first season at LMU earned him Freshman of the Year honors in the WCC. Williamson graduated in 1997 and is currently the head coach of Loyola High School in LA.

Year	GP-GS	FG-FGA	Pct.	3FG-3FA	Pct.	FT-FTA	Pct.	Reb-Avg.	PF-D	Ast.-Avg.	BLK	St	Pts-Avg.
93-94	27-17	43-114	.377	17-50	.340	29-38	.763	42-1.6	53-3	97-3.4	1	22	132-4.9
94-95	28-28	99-258	.384	38-111	.342	57-79	.722	91-3.3	54-0	142-5.1	5	45	293-10.5
95-96	29-28	108-279	.387	51-148	.345	95-110	.864	70-2.4	31-0	127-4.4	1	27	362-12.5
96-97	28-28	141-336	.420	68-173	.393	110-122	.902	78-2.8	59-0	140-5.0	1	43	460-16.4
Totals	112-101	391-987	.396	174-482	.361	291-349	.834	281-2.5	197-3	506-4.5	8	137	1247-11.1

SEASON-BY-SEASON SUMMARY





» (L to R): Hired at 29, Coach William Donovan was the youngest in the NCAA. He now holds LMU's wins record, ahead of Coach Paul Westhaed and Dave Benaderet.

Year	Head Coach	W	L	Pct.	CONFERENCE W	CONFERENCE L	CONFERENCE Place
Pre-1923	Various	6	4	.600			
1923-24	Thomas J. Flaherty	6	6	.500			
1924-25	Harold Hess	10	7	.588			
1925-26	George Casey	6	5	.545			
1926-27	John Richlie	7	5	.583			
1927-28	John Richlie	3	5	.375			
1928-29	John Richlie	10	11	.476			
1929-30	Joseph Donahue	3	4	.429			
1930-31	Joseph Donahue	4	5	.444			
1931-35	No Teams						
1934-35	William Sargent	4	11	.267			
1935-36	William Sargent	4	4	.500			
1936-37	James Needles	7	9	.438			
1937-38	James Needles	18	7	.720			
1938-39	James Needles	13	8	.619			
1939-40	James Needles	10	15	.400			
1940-41	Bernie Bradley	12	7	.632			
1941-42	Bernie Bradley	15	9	.625			
1942-43	No Coach	3	13	.188			
1943-44	Thomas Korn	4	1	.800			
1944-46	No Teams						
1946-47	Scotty McDonald	12	15	.444			
1947-48	Scotty McDonald	14	19	.424			
1948-49	Scotty McDonald	22	14	.611			
1949-50	Scotty McDonald	9	17	.346			
1950-51	Scotty McDonald	14	11	.560			
1951-52	Scotty McDonald	12	14	.462			
1952-53	Edwin T. Powell	14	14	.500			
1953-54	William J. Donovan	14	16	.467			
1954-55	William J. Donovan	16	9	.640	9	5	2nd
1955-56	William J. Donovan	13	12	.520	5	9	6th
1956-57	William J. Donovan	11	16	.407	1	11	7th
1957-58	William J. Donovan	6	18	.250	4	8	5th
1958-59	William J. Donovan	8	15	.348	9	3	2nd
1959-60	William J. Donovan	19	8	.704	10	2	1st
1960-61	William J. Donovan	20	7	.741	6	6	4th
1961-62	John Arndt	18	9	.667	3	9	6th
1962-63	John Arndt	9	17	.346	6	6	3rd
1963-64	John Arndt	12	13	.480	2	12	8th
1964-65	John Arndt	6	20	.300	7	7	4th
1965-66	John Arndt	11	15	.423	10	4	2nd
1966-67	John Arndt	16	10	.615	11	3	2nd
1967-68	John Arndt	19	6	.760	3	11	6th
1968-69	Richard J. Baker	6	19	.240	7	7	5th
1969-70	Richard J. Baker	13	13	.500	10	4	2nd
1970-71	Richard J. Baker	15	10	.600	6	8	5th
1971-72	Richard J. Baker	11	15	.423	7	7	3rd
1972-73	Richard J. Baker	10	16	.385	6	8	4th
1973-74	Dave Benaderet	13	14	.482	7	7	4th
1974-75	Dave Benaderet	14	12	.538	4	8	5th
1975-76	Dave Benaderet	7	19	.269	4	10	6th
1976-77	Dave Benaderet	11	15	.423	4	10	7th
1977-78	Dave Benaderet	11	15	.423	1	13	8th
1978-79	Dave Benaderet	5	21	.192	10	6	2nd
1979-80	Ron Jacobs	14	14	.500	5	9	6th
1980-81	Ed Goorjian	9	19	.321	1	13	8th
1981-82	Ed Goorjian	3	24	.111	2	10	7th
1982-83	Ed Goorjian	9	18	.333	5	7	6th
1983-84	Ed Goorjian	12	15	.444	3	9	6th
1984-85	Ed Goorjian	11	16	.407			
1985	Jim Lynam	No games - left after three months for NBA					
1985-86	Paul Westhead	19	11	.633	10	4	2nd
1986-87	Paul Westhead	12	16	.429	4	10	8th
1987-88	Paul Westhead	28	4	.875	14	0	1st
1988-89	Paul Westhead	20	11	.645	10	4	2nd
1989-90	Paul Westhead	26	6	.813	13	1	1st
1990-91	Jay Hillock	16	15	.516	9	5	2nd
1991-92	Jay Hillock	15	13	.536	8	6	3rd
1992-93	John Olive	7	20	.259	2	12	8th
1993-94	John Olive	6	21	.222	4	10	8th
1994-95	John Olive	13	15	.464	4	10	6th
1995-96	John Olive	18	11	.621	8	6	3rd
1996-97	John Olive	7	21	.250	3	11	8th
1997-98	Charles Bradley	7	20	.259	3	11	8th
1998-99	Charles Bradley	11	16	.407	6	8	5th
1999-00	Charles Bradley	2	26	.071	0	14	8th
2000-01	Steve Aggers	9	19	.321	5	9	5th
2001-02	Steve Aggers	9	20	.310	2	12	7th
2002-03	Steve Aggers	11	20	.355	4	10	6th
2003-04	Steve Aggers	15	14	.517	5	9	6th
2004-05	Steve Aggers	11	17	.392	3	11	8th
2005-06	Rodney Tention	12	18	.400	8	6	2nd
2006-07	Rodney Tention	13	18	.419	5	9	6th
2007-08	Rodney Tention	5	26	.161	2	12	8th
2008-09	Bill Bayno	0	3	.000	-	-	-
	Max Good	3	25	.107	2	12	8th
2009-10	Max Good	18	16	.529	7	7	t4th
2010-11	Max Good	11	21	.344	2	12	t7th
2011-12	Max Good	21	13	.618	11	5	4th
2012-13	Max Good	11	23	.324	1	15	9th
2013-14	Max Good	13	19	.406	4	14	10th
2014-15	Mike Dunlap	8	23	.258	4	14	t-9th
2015-16	Mike Dunlap	14	17	.452	6	12	t-7th
2016-17	Mike Dunlap	15	15	.500	8	10	6th
2017-18	Mike Dunlap	11	20	.355	5	13	8th
2018-19	Mike Dunlap	22	12	.647	8	8	5th
2019-20	Mike Dunlap	11	21	.344	4	12	8th
2020-21	Stan Johnson	13	9	.591	7	5	3rd
2021-22	Stan Johnson	11	18	.379	3	12	9th
2022-23	Stan Johnson	19	12	.613	9	4	4th
2023-24	Stan Johnson	12	19	.387	5	11	t-6th
2024-25	Stan Johnson	17	15	.531	8	10	t-6th
TOTALS:		1130	1380	.450	394	616	.390

COACHING RECORDS AT LMU

Coach	Yrs at LMU	Overall	Pct.	Conf.	Pct.
Thomas J. Flaherty	1923-24 (1)	6-6	.500		
Harold Hess	1924-25 (1)	10-7	.588		
George Casey	1925-26 (1)	6-5	.545		
John Richlie	1926-29 (3)	20-21	.488		
Joseph Donahue	1929-31 (2)	7-9	.438		
William Sargent	1934-36 (2)	8-15	.348		
James Needles	1936-40 (4)	48-39	.552		
Bernard Bradley	1940-42 (2)	27-16	.638		
Thomas Korn	1943-44 (1)	4-1	.800		
Scotty McDonald	1946-52 (6)	83-90	.480		
Edwin T. Powell	1952-53 (1)	14-14	.500		
William J. Donovan	1953-61 (8)	107-101	.514	38-38	.500
John Arndt	1961-68 (7)	91-90	.541	45-62	.421
Richard J. Baker	1968-73 (5)	55-73	.425	33-37	.471
Dave Benaderet	1973-79 (6)	61-96	.389	26-56	.317
Ron Jacobs	1979-80 (1)	14-14	.500	10-6	.625
Ed Goorjian	1980-85 (5)	44-92	.324	16-48	.250
Paul Westhead	1985-90 (5)	105-48	.686	51-19	.729
Jay Hillock	1990-92 (2)	31-28	.525	17-11	.607
John Olive	1992-97 (5)	51-88	.367	21-49	.300
Charles Bradley	1997-00 (3)	20-62	.244	9-33	.214
Steve Aggers	2000-05 (5)	55-90	.379	19-51	.271
Rodney Tention	2005-08 (3)	30-62	.330	15-27	.357
Bill Bayno	2008 (0+)	0-3	.000	----	
Max Good	2008-14 (6)	77-117	.397	27-65	.293
Mike Dunlap	2014-20 (6)	81-108	.429	35-60	.337
Stan Johnson	2020-Present (5)		72-73	.497	32-45416
Totals	97 years	1130-1380	.450	394-616	.390

Notes:
- LMU did not field a team from 1931-34 and again from 1944-46.
- LMU had no varsity coach in 1942-43
- LMU began conference play in 1954-55, William J. Donovan's third season as head coach

YEAR-BY-YEAR RESULTS

1906-07
No Coach (5-0)

USC		W	22-19
USC		W	25-11
Occidental		W	19-17
Occidental		W	44-22
Pomona		W	47-22

Record Possibly Incomplete; Not In Accurate Order

1908-09
Coach Unknown (0-1)

USC		L	21-24

Record Incomplete

1909-10
Coach Unknown (0-3)

USC		L	10-34
USC		L	10-33
USC		L	11-44

Record Incomplete

1911-12
Coach Unknown (1-0)

Occidental		W	29-28

Record Incomplete

1912-13
No Team

1913-14
Coach Unknown (0-1)

USC		L	22-68

Records Incomplete

1914-23
No Records

1923-24
Rev. Thomas J. Flaherty (6-6)

L.A. Col. of Optometry		W	28-6
Y.M.I.		W	59-12
Southwestern Univ.		W	19-16
#4 Larry Semon *		L	6-32
Cal Commercial Col.		W	23-4
USC Freshman		L	8-23
L.A. Athletic Club		L	18-24
Shell Oil San Fernando		W	18-14
L.A. YMCA		L	23-29
Hollywood Athletic Club		L	22-25
Cal. Christian Col.		W	30-8
St. Ignatius (USF)	A	L	8-32

1924-25
Harold "Bill" Hess (10-7)

Woodbury Business Col.		W	40-20
Cal. Christian Col.		W	20-8
L.A. Athletic Club		L	14-31
YMCA *	H	W	18-16
UC Santa Barbara	A	L	10-30
Title Insurance		W	33-13
YMCA	A	L	27-30
L.A. Athletic Club		L	8-36
Woodbury Bus. Coll		W	34-14
Cal. Christian Col.	H	W	19-14
Griffen & McGarry		W	26-13
Southwestern Univ.		L	24-25
Cal Tech		W	18-17
YMCA L.A. Pirates (1)		W	39-27
Hollywood A.C. All-Stars (1)	W	26-24	
USC Freshman (1)		L	20-28
Pacific Coast AC (1)		L	23-31

* - Opened New Gym. (1) AAU National JC Champ (4th Place)

1925-26
George Casey (6-5)

Oregon	H	L	n/a
Montana State	H	L	n/a
YMCA	H	W	19-6
Santa Barbara State		W	21-13
Southwestern	H	L	20-27
Southwestern (1)	N	L	15-38
San Diego State	H	W	20-14
San Diego State	A	L	17-23
Cal. Christian Col.	H	W	26-14
Cal. Christian Col.	A	W	36-18
USC Dental	H	W	23-11

(1) Cal Poly High School

1926-27
John Richlie (7-5)

Whittier (OT)		L	16-20
Whittier		L	14-35
Southwestern Univ.		L	15-28
Cal. Christian Col.	A	W	27-20
Venice Alumni		W	23-19
Venice Alumni		L	7-27
S.A.A.C.		W	40-13
S.A.A.C.		W	30-27
YMCA	H	W	21-11
Southwestern (1)	N	L	24-28
Cal. Christian Col. (OT)		W	16-14
YMCA		W	24-12

(1) Cal Poly High School

1927-28
John Richlie (3-5)

Los Angeles YMCA		W	21-6
Venice Alumni		W	30-27
Southwestern Univ.		L	21-26
B.P.O.E. 99		L	13-27
Shamrock Athletic Club		W	16-14
St. Ignatius	H	L	19-37
St. Ignatius	H	L	19-27
Cal. Christian Col.		L	26-29

1928-29
John Richlie (10-11)

USC		L	14-43
Title Guarantee		W	30-6
Union Ice Co.		W	35-8
Santa Monica YMCA		L	19-22
Fresno State	H	L	25-40
Fresno State	H	L	15-23
UC Santa Barbara	A	W	42-12
Shamrock Athletic Club		W	53-31
Utah	H	L	20-23
Whittier	A	L	16-21
Fresno State	A	W	25-15
Fresno State	A	W	19-13
Elks 99	A	L	24-37
Town Club	H	W	29-9
St. Ignatius	A	L	23-46
St. Ignatius	A	L	19-29
Southwestern (1)	N	W	37-15
USC Dental		W	18-16
USC		L	23-33
Southwestern Univ.	H	L	25-27
Shamrock Athletic Club		W	58-24

(1) Belmont High School

1929-30
Joseph Donahue (3-4)

Fresno State	A	L	19-44
Fresno State	A	L	18-43
Hollywood AC	A	L	34-47
Southwestern Univ.		W	34-17
Santa Barbara	A	L	23-25
USC Dental	H	W	28-24
Southwestern (1)	N	W	31-24

(1) Hollenbeck Gym

1930-31
Joseph Donahue (4-5)

Elk's Club	H	L	12-31
Hollywood K of C (1)	N	W	38-18
La Verne (2)	N	L	18-36
Sierra Park AC	H	W	22-17
Pacific Coast AC (LB)	A	L	29-40
Slauson AC (3)	N	W	27-20
Elk's Club		L	30-34
La Verne	A	L	19-28
Southwestern		W	25-18

(1) Loyola High School (2) Hollywood High School

1931-34
No Teams

1934-35
William Sargent (4-11)

Whittier		L	29-36
Cal Poly Pomona		L	28-38

Records Incomplete. Not In Accurate Order

1935-36
William Sargent (4-4)

Chapman		L	40-59
Chapman		L	26-35
Whittier		L	22-43

Records Incomplete - Not In Accurate Order

1936-37
James Needles (7-9)

Whittier		W	40-33
Whittier		L	25-27
San Francisco		L	24-48
USC		L	18-31
USC		L	23-32
Santa Clara		L	26-28
Saint Mary's		L	32-36
Redlands		W	41-29
Occidental		W	41-35
Arizona	A	L	16-26
Arizona	A	W	30-26
Arizona State	A	L	18-27
Northern Arizona	A	L	26-34
Northern Arizona	A	W	27-23

Records Incomplete. Not In Accurate Order

1937-38
James Needles (19-7)

La Verne		W	54-21
Los Angeles JC		W	26-23
UCLA	A	L	26-29
Hastings College (1)	N	W	50-16
Southern Oregon (2)	N	W	39-32
Whittier (2)	N	W	54-47
UC Santa Barbara	A	W	36-22
UC Santa Barbara	A	W	45-34
San Diego State (2)	N	L	31-34
USC (2)	N	L	37-42
LA Athletic Club (2)	N	L	23-37
San Diego State	A	W	39-21
Pacific Coast Club (2)	N	W	30-28
USC (2)	N	W	41-33
Occidental (2)	N	W	44-30
Whittier	A	W	44-41
Hollywood AC (2)	N	L	28-40
Santa Clara	A	W	33-31
Saint Mary's	A	L	31-34
Redondo Eagles		W	53-25
Saint Mary's	H	L	40-43
Phoenix K of C	A	W	60-37
7-Up Bottling Co. (3)	N	W	61-39
Texas Mines (3)	N	W	50-33
Stephen F. Foster (3)	N	W	52-30
Straton Oilers (3)	N	W	47-42

(1) Santa Monica (2) Pan Pacific
(3) El Paso Southwestern AAU Basketball Tournament

LMU HOOPS' HISTORY

1938-39

James Needles (13-8)

Phoenix Stars		W	85-31
Community C.C.		W	59-27
UTEP		W	59-17
New Mexico State		W	44-42
New Mexico State		L	43-58
Chihuahua Teachers		W	33-30
Chihuahua Teachers		W	37-29
Chihuahua Teachers		W	38-35
San Diego State		L	39-47
San Diego State		W	30-27
Whittier		W	30-28
UC Santa Barbara		W	32-22
UC Santa Barbara		L	28-30
UC Santa Barbara		W	29-27
USC		L	32-47
USC		L	33-50
Saint Mary's		L	44-46
San Francisco		L	28-29
Young Men's Institute		L	44-46
Whittier		W	36-28
Saint Mary's		W	37-33

1939-40

James Needles (10-15)

La Verne	A	W	32-27
Westward Hotel		W	43-7
Arizona State	A	W	33-29
Arizona State	A	W	55-44
New Mexico State	A	L	34-44
New Mexico State	A	L	37-57
UTEP	A	L	47-49
UTEP	A	L	28-35
Arizona	A	W	40-35
Arizona	A	W	42-33
New Mexico Teachers (1)	N	L	40-45
California (1)	N	W	42-33
USC (1)	N	L	33-43
UCLA	A	W	40-36
Whittier	A	L	38-40
UC Santa Barbara	A	L	25-30
UC Santa Barbara	A	L	34-36
Whittier (2)	N	W	45-40
UCSB (2)	N	W	41-37
San Diego State	A	L	28-32
San Diego State	A	L	28-32
Saint Mary's	A	L	37-39
Saint Mary's	A	L	30-35
San Francisco	A	L	25-30
Bank of America		L	28-42

(1) - at UCLA (2) - at Los Angeles Community College

1940-41

Bernie Bradley (12-7)

USC		L	23-42
UCLA		L	38-39
Bank of America (OT)		L	31-37
St. Mary's Athletic Club		W	47-36
Redlands		W	33-24
20th Century Fox (1) (OT)		W	36-32
La Verne		W	55-28
UC Santa Barbara		W	34-27
UC Santa Barbara (OT)		L	42-44
Pepperdine		W	30-18
Bank of America		L	26-27
North American Aviation		W	42-29
Pepperdine		W	43-23
North American Aviation		W	52-41
Bank of America		W	36-35
La Verne		L	44-47
20th Century Fox		W	38-33
Culver City Regents		W	43-31
Philipps 66 Oilers		L	34-41

(1) 1941 National AAU Champions

1941-42

Bernie Bradley (15-9)

Whittier		W	43-42
Whittier		L	24-26
USC		L	32-47
UCLA		L	36-39
UCLA		W	40-34
UC Santa Barbara		W	42-37
UC Santa Barbara		L	30-33
San Diego State		L	29-36
San Diego State		W	35-27
Redlands		W	31-25
Pepperdine		L	38-41
Pepperdine		W	28-26
La Verne		W	56-29
La Verne		W	47-31
Chapman		L	31-37
Chapman		W	38-36

Records Incomplete

1942-43

No Coach (3-13)

UCLA		L	17-38
UCLA		L	20-35
USC		L	23-51
LA Community College		L	20-36
Douglas		W	47-43
San Marcos AFB		L	32-52
Los Angeles Navy		W	60-48
Pepperdine		L	29-42
San Diego Navy		L	39-48
San Diego State		L	34-36
San Diego State		L	30-34
St. Bernards A.D.		W	46-28
20th Century Fox		L	35-41
Santa Ana AFB		L	31-40
Compton Junior College		L	25-49
Whittier		L	23-56

1943-44

Thomas Korn (4-1)

USC Reserves		L	39-44
Hughes News		W	62-33
UCLA ASTP "B"		W	74-23
Squires Ind.		W	53-23
Squires Ind.		W	39-19

1944-46

No Teams

1946-47

Scotty McDonald (12-15)

Chapman	H	L	35-39
Occidental	H	L	39-46
Whittier	H	L	40-62
San Diego State	A	L	25-48
UC Santa Barbara	H	L	32-38
SLC Eckers	A	L	29-33
Hardin-Simmons	A	W	45-27
Nevada	A	W	39-51
Nevada	A	L	47-57
Redlands	A	W	55-38
Cal Tech	A	W	40-39
Occidental	A	W	47-44
UC Santa Barbara	A	L	43-47
20th Century Fox	A	L	39-55
Redlands	H	W	41-38
San Francisco	H	L	40-48
Chapman	A	W	59-55
San Diego State	H	W	51-45
Occidental	A	L	37-39
Pepperdine	A	L	36-41
LaVerne	A	W	38-19
Pepperdine	A	W	31-28
Whittier	A	L	48-65
Nevada	H	W	48-42
Chapman	H	W	53-44
Pepperdine	A	L	33-44
Pepperdine	H	W	42-40

1947-48

Scotty McDonald (14-19)

Cal Tech		W	60-30
UCLA	A	L	35-48
UCLA	A	L	24-53
Pomona College (1)	N	W	51-49
Pasadena C.C. (1)	N	L	46-52
USC	A	L	29-49
USC	A	L	39-55
Pepperdine	A	L	38-55
Arizona State	A	L	51-57
Arizona	A	L	49-60
Syracuse (2)	N	L	55-69
Arkansas (2)	N	L	47-61
New Mexico State	H	W	68-50
Saint Mary's	H	W	43-32
San Francisco	H	L	45-48
Los Angeles Police		W	48-46
Pepperdine	H	L	43-44
Pomona College	H	L	43-47
Fresno State (3)	N	W	47-34
San Diego State	H	W	28-27
San Diego State	H	W	40-31
Cal Tech	H	W	50-33
San Francisco	H	L	43-62
Santa Clara	H	L	39-58
Occidental	H	L	46-48
Chapman	H	W	46-40
UC Santa Barbara	A	L	40-38
Chapman	A	L	52-64
UC Santa Barbara	H	L	44-49
Pepperdine	A	L	47-50
Whittier	A	W	44-42
Whittier	A	W	45-43
Cal Tech	A	W	59-40

(1) Los Angeles Invitational (2) Olympic Auditorium (3) at Pepperdine

1948-49

Scotty McDonald (22-14)

USC*	H	L	41-42
Arizona State	H	W	48-41
UCLA	A	L	38-51
Arizona	A	L	51-53
Arizona State	A	L	39-53
Santa Clara	H	W	45-37
Idaho	H	W	58-49
Nevada	A	W	42-33
Toledo	A	W	42-41
Indiana State (OT)	A	L	54-56
Bradley	A	L	50-60
Hamline (1)	N	L	40-54
North Carolina St (1)	N	W	61-59
Marshall (1)	N	W	60-46
LA Police (1)	N	W	55-53
San Diego State	H	W	59-50
20th Century Fox	H	W	72-59
San Francisco	H	L	39-40
Saint Mary's	A	L	51-63
Santa Clara	A	L	51-62
UC Santa Barbara	A	L	40-41
Chapman	H	W	56-36
UC Santa Barbara	H	W	67-27
Pepperdine	H	W	52-44
Pittsburgh	H	W	54-45
CCNY	H	W	57-56
Occidental	H	W	68-56
Whittier	A	W	64-46
West Virginia State	A	W	65-58
Chapman	A	W	57-31
Nevada	H	W	55-47
San Diego State	A	L	49-50
Whittier	H	W	42-39
Pepperdine	A	L	43-58
Cal Tech	H	W	48-29
Pepperdine	H	L	42-57

*First game in Alumni Gymnasium. (1) Los Angeles Invitational

LMU HOOPS' HISTORY

1949-50

Scotty McDonald (9-17)

Arizona State	H	W	47-40
USC	A	W	62-65
Louisville	A	L	46-47
North Carolina St	A	L	47-62
Duquesne	A	L	47-61
Boston College	A	L	53-55
Bowling Green	A	L	37-75
San Diego State	H	W	52-49
USC	A	L	42-55
UC Santa Barbara	A	L	31-61
San Diego State	A	W	58-55
Santa Clara	H	L	61-73
San Francisco	H	L	50-62
Pepperdine	A	L	46-48
Whittier	H	W	57-42
Arizona	H	W	61-54
UC Santa Barbara	H	W	74-51
Santa Clara	H	L	50-53
Bowling Green	H	L	64-67
Louisville	H	W	68-47
Whittier	A	W	44-36
Nevada	A	W	58-56
Nevada	A	L	62-72
Pepperdine	H	L	50-56
San Francisco	H	L	43-59
San Francisco	H	L	60-61

1950-51

Scotty McDonald (14-11)

Cal Tech	H	W	68-21
Chapman	H	W	68-53
San Francisco	H	L	44-52
Utah	H	L	42-57
Cal State LA	H	W	64-53
Santa Clara	H	L	60-62
Washington State	H	L	52-70
Oklahoma State	H	L	48-62
Indiana State (1)	N	W	54-51
Pepperdine (1)	N	L	58-59
Cal State LA	A	W	58-41
Occidental	H	W	80-48
USC	H	L	76-88
USC	A	L	49-83
Whittier	H	W	67-54
San Diego State	A	W	52-50
San Francisco	A	W	55-51
Santa Clara	A	W	55-53
Pepperdine	A	L	54-75
Nevada	A	W	79-67
Nevada	A	L	43-60
Whittier	A	W	71-68
Pepperdine (2)	N	L	55-58
San Diego State	H	W	67-56
Pepperdine	H	W	72-52

(1) Los Angeles Invitational; (2) at El Segundo High School

1953-54

Scotty McDonald (12-14)

San Diego State	H	W	66-56
UC Santa Barbara	H	W	65-39
Pomona College	A	W	39-28
San Francisco	H	L	41-45
Cal State LA	H	W	62-50
Arizona	A	L	60-68
Oklahoma State	A	L	43-73
Oklahoma State	A	L	44-60
Tulsa	A	L	40-66
Creighton	A	L	47-55
Utah	A	L	57-69
Stanford	A	L	57-71
SDSU (OT)	A	L	60-65
San Francisco	A	L	44-51
Santa Clara	A	W	61-54
Saint Mary's	A	L	56-67
Occidental	H	W	70-47
USC	H	L	61-67
Whittier	H	L	54-55
Whittier	A	W	51-49
Pepperdine	A	L	58-60
UC Santa Barbara	A	W	72-46
Cal State LA (1)	N	W	58-54
LaVerne (1)	N	W	74-42
Cal State LA (1)	N	W	54-49
Cal Poly Pomona (1)	N	W	64-49

(1) Cal State Los Angeles Invitational

1952-53

Edwin Powell (14-14)

San Diego State	H	W	79-68
Hawaii	H	W	57-51
Arizona State	H	W	88-72
Northern Arizona	H	W	95-62
Centenary	H	W	61-59
Whitworth	H	W	63-50
Santa Clara	A	L	67-82
Stanford	A	L	57-67
Loyola-Chicago	A	L	60-71
LeMoyne	A	L	74-79
Seton Hall	A	L	66-87
Siena	A	L	54-67
Niagara	A	L	57-76
Whittier	A	L	53-54
Cal State LA	H	W	56-51
LaVerne	H	W	97-48
San Diego State	A	L	59-60
Pepperdine	A	W	68-66
Seattle	A	L	82-89
Seattle	A	L	78-93
Puget Sound	A	W	80-71
San Francisco	A	L	59-65
San Jose State	H	W	61-57
Pepperdine	H	L	54-59
Cal State LA	A	L	62-65
Whittier	H	W	55-53
Nevada	A	W	67-65
Nevada	A	W	73-61

1953-54

William Donovan (14-16)

UC Santa Barbara	H	W	54-49
San Diego State	H	W	67-52
West Texas State	H	W	70-52
Utah	A	L	56-87
Utah	A	L	52-59
Gonzaga	A	L	71-75
Seattle	A	L	56-74
Seattle	A	L	83-96
Idaho	A	L	48-77
Stanford	A	L	64-77
Cal State LA	A	W	68-58
UCSB (OT)	A	W	66-59
San Francisco	H	L	53-57
San Francisco	H	W	73-57
Whittier	A	W	74-61
Cal State LA	A	W	62-57
Pepperdine (1)	N	L	56-62
Whittier	H	L	54-61
Pacific	H	W	76-56
San Jose State	A	L	57-68
San Francisco (OT)	A	L	71-72
Saint Mary's	A	L	39-59
Pepperdine	A	L	79-81
San Diego State	A	L	58-59
Occidental	A	W	82-65
Nevada	A	W	80-57
Nevada	A	W	87-58
Cal State LA	H	L	56-66
Saint Mary's	H	W	63-54
Saint Mary's	H	W	61-54

(1) Played at El Segundo High School

1954-55

William Donovan (16-9)

USC		W	63-61
Arizona State		W	88-58
San Francisco		L	45-54
Santa Clara (OT)		L	54-60
San Diego State		W	71-67
Whittier		W	66-47
Pepperdine		W	67-63
Portland		W	89-57
San Diego State		W	69-52
San Jose State		L	65-75
Seattle		L	58-70
Portland		W	80-75
Pacific		L	53-64
San Francisco		L	55-65
Santa Clara		W	74-65
UC Santa Barbara		W	70-66
Pepperdine		L	74-76
UC Santa Barbara		L	61-93
Pacific		W	84-62
Pacific		W	71-67
Whittier		W	73-55
Cal State LA		W	69-54
Occidental(1)		W	86-61
San Francisco St (1)	N	W	57-56
Southwestern (KS) (1)	N	L	79-83

(1) NAIA Tournament

1955-56

William Donovan (13-12, 9-5)

CBA - T-2nd

Cal State LA		W	63-53
San Diego State		W	74-70
Regis		L	68-80
Kansas State		L	66-92
Iowa		L	61-84
Duquesne		L	55-71
*Fresno State	A	W	77-69
*Pacific	A	W	58-55
*Pacific	H	W	70-63
*San Jose State	H	L	41-45
*Fresno State	H	W	77-62
San Diego State		L	81-90
*Pepperdine	A	W	66-65
*San Francisco	A	L	46-68
*Saint Mary's	A	L	57-65
Occidental		L	69-76
* Santa Clara	H	W	59-49
*Saint Mary's	H	L	55-67
*Pepperdine	H	W	70-64
*Santa Clara	A	W	59-47
*San Jose State	A	W	71-69
Occidental		W	74-62
USC		L	44-57
*San Francisco	H	L	48-65
Cal State LA		W	94-69

*California Basketball Association Game

LMU HOOPS' HISTORY

1956-57

William Donovan (11-16, 5-9)

CBA - 6TH

San Diego		W	62-49
San Diego State		L	47-61
Cal State LA		L	58-59
Regis		W	82-67
Occidental		W	61-60
Hawaii		W	81-58
Hawaii		W	70-61
USC		L	59-60
Cal State LA		L	49-78
* Fresno State	A	W	71-67
* Pacific	A	L	67-84
* San Jose State	H	L	74-78
* Saint Mary's	H	W	64-59
Hawaii		L	62-79
Hawaii		L	68-91
* Saint Mary's	A	L	42-66
* San Francisco	A	L	45-66
Occidental		W	62-56
* Pepperdine	H	W	77-67
* San Jose State	A	L	64-79
* Santa Clara	A	L	56-81
* Santa Clara	H	W	58-57
* San Francisco	H	L	65-75
San Diego State		L	65-76
* Pacific	H	W	80-69
* Fresno State (5OT)	H	L	90-92
* Pepperdine	A	L	73-84

* CA Basketball Association Game

1957-58

William Donovan (6-18, 1-11)

WCAC - 7TH

UCSB		W	57-40
Occidental		W	64-51
Arizona State		W	65-51
USC		L	60-79
Cal State LA		L	50-59
San Diego State		L	56-79
Arizona		L	67-77
Arizona State		L	60-108
Occidental		W	57-53
Redlands		W	62-54
* San Jose State		L	54-68
* Santa Clara		L	52-58
* Pepperdine		L	48-64
* San Francisco		L	38-52
* Saint Mary's		L	50-63
* Pacific		L	42-63
Cal State LA		L	46-75
San Diego State		L	58-76
* San Francisco		L	42-49
* San Jose State		W	68-66
* Pacific		L	53-57
* Saint Mary's		L	53-54
* Santa Clara		L	48-68
* Pepperdine		L	53-54

*West Coast Athletic Conference Game

1958-59

William Donovan (8-15, 4-8)

WCAC - 5TH

12-5	USC		L	54-70
12-9	San Diego State		L	48-54
12-10	San Diego		W	79-31
12-15	Cal State LA (OT)		W	80-77
12-20	Regis		L	46-86
12-22	Arizona State		L	46-79
1-2	UC Santa Barbara		W	48-39
1-3	Occidental		W	66-46
1-9	* Saint Mary's	H	L	41-50
1-10	* Pacific	H	L	57-70
1-13	* Pepperdine	H	L	41-55
1-24	San Diego State		L	49-59
1-30	Regis		L	46-51
1-31	Cal State LA		L	69-88
2-4	* Saint Mary's	A	L	45-74
2-6	* Santa Clara	A	W	47-45
2-7	* San Jose State	A	W	46-41
2-13	* San Jose St(OT)	H	W	49-43
2-14	* Santa Clara	H	L	45-48
2-20	* Pacific	A	L	47-62
2-21	* San Francisco	A	L	59-63
2-27	* San Francisco	H	W	60-50
3-3	* Pepperdine	A	L	55-78

* West Coast Athletic Conference Game

1959-60

William Donovan (19-8, 9-3)

WCAC - T-1st

12-2	Pepperdine	H	W	87-66
12-4	San Diego State	H	W	69-54
12-8	SDSU (OT)	A	L	57-59
12-12	Occidental	H	W	78-44
12-17	UCSB (1)	A	L	59-67
12-18	Hawaii (1)	N	W	71-53
12-26	Pacific (2)	N	W	62-58
12-29	San Francisco (2)	A	W	64-43
12-30	Santa Clara (2)	N	W	70-61
1-4	UCSB	H	W	54-49
1-8	*San Francisco	H	W	58-44
1-9	* Santa Clara	H	L	46-51
1-12	* Pepperdine	A	L	60-70
1-27	Utah	A	L	81-88
1-29	Nevada	A	L	85-88
1-30	Nevada	A	W	82-54
2-3	* Pacific	A	W	66-53
2-5	* Saint Mary's	A	L	51-60
2-6	* San Francisco	A	W	54-43
2-12	San Diego	H	W	63-57
2-13	* San Jose State	H	W	51-42
2-19	* Santa Clara	A	W	49-48
2-20	* San Jose State	A	W	55-48
2-26	* Saint Mary's	H	W	60-59
2-27	* Pacific	H	W	54-42
3-1	* Pepperdine	H	W	76-60
3-3	Santa Clara (3)	N	L	53-59

*West Coast Athletic Conference Game
(1) Cal. Winter Classic at Santa Barbara
(2) WCAC Christmas Tournament at USF
(3) WCAC Playoff Game

1960-61 • WCAC CHAMPIONS

William Donovan (20-7, 10-2)

WCAC - 1st

12-1	Utah	H	W	85-64
12-2	USC	H	L	61-74
12-6	Occidental	H	W	77-56
12-9	UCSB	A	W	57-50
12-13	Cincinnati	A	L	53-74
12-15	Xavier	A	L	62-75
12-26	San Jose St (1)	N	L	51-53
12-28	Fordham (1)	N	W	68-62
12-30	Pepperdine (1)	N	W	71-62
1-6	* Saint Mary's	H	W	86-74
1-7	* San Francisco	H	L	51-52
1-10	* Pepperdine	H	W	84-71
1-26	Nevada	H	W	93-65
1-27	Nevada	H	W	72-61
2-1	* San Francisco	A	W	64-57
2-3	* San Jose State	A	W	54-45
2-4	* Santa Clara	A	W	68-58
2-6	* Santa Clara	H	W	65-60
2-7	* San Jose State	H	W	55-46
2-17	* Pacific	A	W	70-61
2-18	* Saint Mary's	A	L	61-92
2-21	San Diego State	A	W	73-47
2-24	San Diego	H	W	78-44
3-3	* Pacific	H	W	76-59
3-7	* Pepperdine	A	W	82-64
3-17	#7 USC (2)	N	W	69-67
3-18	Utah (2)	N	L	75-91

*West Coast Athletic Conference Game
(1) WCAC Christmas Tournament at USF
(2) NCAA Far West Reg. at Portland, OR

1961-62

John Arndt (18-9, 6-6)

WCAC - 4TH

12-1	Occidental	H	W	87-58
12-5	San Diego State	H	W	90-54
12-8	Utah State	A	L	91-105
12-9	Utah	A	L	71-101
12-12	Hawaii	A	W	79-60
12-15	Hawaii	A	W	75-57
12-16	Hawaii	A	W	67-66
12-22	UCSB	H	W	78-51
12-27	San Fran. St (1)	N	W	83-65
12-29	Saint Mary's (1)	N	L	55-69
12-30	San Francisco (1)	A	W	69-55
1-3	Hawaii	H	W	82-55
1-4	Redlands	H	W	62-44
1-12	* San Francisco	H	W	78-72
1-13	* Santa Clara	H	W	61-58
1-16	* Pepperdine	H	W	64-54
1-30	* San Diego	H	W	69-31
2-2	California	A	W	68-56
2-7	* Saint Mary's	A	L	71-72
2-9	* Santa Clara	A	W	56-55
2-10	* San Jose State #	A	L	49-59
2-16	* Pacific	H	L	52-59
2-17	* San Jose State	H	W	70-55
2-24	* Saint Mary's	H	L	64-65
3-2	* Pacific	A	L	58-73
3-3	* San Francisco	A	L	56-59
3-10	* Pepperdine	H	L	59-68

* West Coast Athletic Conference Game
(1) WCC Christmas Tournament at USF
Game later forfeited to LMU

1962-63

John Arndt (9-17, 3-9)

WCAC - 6th

12-1	UCSB	A	W	60-54
12-7	San Diego	H	W	78-64
12-14	Portland (1)	A	L	69-72
12-15	Pacific (1)	A	W	75-52
12-21	Drake (2)	A	L	69-92
12-22	Long Beach St (2)	A	L	61-68
12-26	Saint Mary's (3)	A	L	71-83
12-27	Portland (3)	A	W	71-68
12-28	Pepperdine (3)	A	L	58-92
1-5	* San Francisco	H	L	49-69
1-7	* Santa Clara	H	L	56-66
1-11	* Santa Clara	A	L	76-86
1-12	* San Jose State	A	L	52-62
1-25	USC	H	L	43-66
1-26	Seattle	A	L	45-64
1-28	Seattle	A	L	58-102
1-29	Portland	A	W	66-58
2-6	* Pacific	A	W	72-61
2-8	* San Francisco	A	L	39-74
2-9	* Saint Mary's	A	L	69-84
2-14	* San Jose State	H	W	56-48
2-16	* Pacific	H	W	56-51
2-19	* Pepperdine	H	L	49-56
2-23	* Saint Mary's	H	L	74-81
3-2	UCSB	H	W	60-47
3-5	* Pepperdine	H	L	55-73

*West Coast Athletic Conference Game
(1) Columbus Invitational at Portland (2) 49er Invitational at Long Beach
(3) WCAC Christmas Tournament at USF

LMU HOOPS' HISTORY

1963-64

John Arndt (12-13, 6-6)
WCAC - T-3rd

11-30	Utah State	A	L	85-97
12-2	Utah	A	L	77-94
12-7	San Diego	A	W	77-66
12-10	Cal State LA	H	W	80-76
12-14	San Diego	H	W	87-85
12-18	Regis	H	W	96-67
12-26	San Jose State (1)	N	L	63-68
12-27	San Francisco (1)	A	L	67-102
12-28	Pepperdine (1)	N	W	76-60
1-4	* Pepperdine	H	W	78-76
1-10	* San Jose State	H	L	47-64
1-11	* UCSB	H	L	67-70
1-23	Occidental	H	W	94-91
1-28	Arizona State	A	L	64-82
2-1	* Pepperdine	H	W	95-91
2-7	* Pacific	A	L	65-94
2-8	* Saint Mary's	A	L	81-85
2-14	* Santa Clara	H	W	93-76
2-15	* San Francisco	H	L	59-102
2-21	* San Jose State	A	L	62-63
2-22	* UCSB	A	L	68-79
2-28	* Pacific	H	W	43-42
2-29	* Saint Mary's	H	W	80-73
3-6	* Santa Clara	A	W	61-59
3-7	* San Francisco	A	L	46-60

*West Coast Athletic Conference Game
(1) WCAC Christmas Tournament at USF

1964-65

John Arndt (6-20, 2-12)
WCAC - 8th

12-1	Occidental	H	W	82-65
12-4	Utah	A	L	67-99
12-5	Utah State	A	L	69-96
12-8	San Diego	H	W	85-68
12-11	Cal State LA	A	L	76-84
12-19	USC	A	L	67-81
12-26	Pacific (1)	N	L	61-67
12-27	UCSB (1)	N	W	78-64
12-28	Saint Mary's (1)	N	W	100-70
1-8	* Pacific	A	L	84-94
1-9	* Saint Mary's	A	L	73-76
1-23	Tulsa	A	L	59-70
1-25	Dayton	A	L	71-89
1-27	Xavier	A	L	63-72
1-30	* Pepperdine	A	W	89-79
2-5	* San Jose State	H	L	63-72
2-6	* UCSB	H	W	87-64
2-12	* Santa Clara	A	L	76-85
2-13	* San Francisco	A	L	68-82
2-19	* Pacific	H	L	78-80
2-20	* Saint Mary's	H	L	75-83
2-23	* Pepperdine	H	L	71-78
2-25	* San Jose State	A	L	62-67
2-27	* UCSB	A	L	61-80
3-5	* Santa Clara	H	L	76-79
3-6	* San Francisco	H	L	72-100

*West Coast Athletic Conference Game
(1) WCAC Christmas Tourn. - San Jose

1965-66

John Arndt (11-15, 7-7)
WCAC - T-4th

12-1	Occidental	A	L	73-85
12-4	Utah	A	L	81-113
12-6	Utah State	A	L	70-88
12-10	San Diego	H	L	57-63
12-17	Cal State LA	H	W	98-82
12-22	Cal State LA	A	W	89-80
12-27	San Jose State (1)	N	L	62-67
12-28	Saint Mary's (1)	N	L	86-94
12-29	Pepperdine (1)	N	W	108-80
1-7	* Pepperdine	H	W	82-75
1-14	* San Francisco	A	L	86-97
1-15	* Santa Clara	A	L	61-80
1-19	Notre Dame	A	W	96-86
1-22	DePaul	A	L	60-84
1-25	Dayton	A	L	57-85
2-4	* Saint Mary's	H	W	85-74
2-5	* Pacific	H	L	72-85
2-11	* UCSB	H	L	77-90
2-12	* San Jose State	H	L	64-66
2-18	* Saint Mary's	A	W	85-69
2-19	* Pacific	A	L	63-83
2-22	* Pepperdine	A	W	93-74
2-24	* UCSB (OT)	A	L	81-84
2-26	* San Jose State	A	W	77-65
3-4	* San Francisco	H	W	78-68
3-5	* Santa Clara	H	W	82-79

*WCAC Game (1) WCAC Christmas Tourn. at San Jose

1966-67

John Arndt (16-10, 10-4)
WCAC - 2nd

\12-2	Occidental	H	W	89-59
12-7	#6 New Mexico	A	L	59-77
12-9	Utah State	A	L	66-112
12-10	Utah	A	L	59-69
12-16	NC State	H	W	60-53
12-17	Arizona State	H	W	70-48
12-23	Colorado State	H	W	82-73
12-27	San Jose St (1)	N	W	86-70
12-28	San Francisco (1)	N	L	68-81
12-29	UCSB (1)	N	W	89-72
1-6	* Pepperdine	H	W	94-76
1-7	San Diego	A	L	66-74
1-21	Arizona State	A	L	70-78
1-26	* UCSB	A	W	74-67
1-28	* San Jose State	A	W	97-79
2-3	* Pacific	H	L	62-67
2-4	* Saint Mary's	H	W	70-65
2-10	* Santa Clara	A	W	84-78
2-11	* San Francisco	A	L	54-59
2-17	* Pepperdine	A	W	90-82
2-23	* Pacific	A	L	70-89
2-25	* Saint Mary's	A	L	75-77
3-3	* San Francisco	H	W	64-63
3-4	* Santa Clara	H	W	79-70
3-10	* UCSB	H	W	87-72
3-11	* San Jose State	H	W	82-65

*WCAC Game (1) WCAC Christmas Tourn.- San Jose

1967-68

John Arndt (19-6, 11-3)
WCAC - 2nd

12-1	Occidental	A	W	90-77
12-2	USC	H	L	60-68
12-15	Colorado State	H	W	93-69
12-16	Oklahoma	H	W	94-76
12-18	New Mexico	A	L	76-77
12-20	Xavier	A	W	80-69
12-22	DePaul	A	W	82-77
12-27	UNLV (1)	A	L	77-87
12-28	Arizona State (1)	N	W	86-68
1-5	St. Martin's	H	W	102-90
1-12	* San Francisco	H	W	85-65
1-13	* Santa Clara	H	L	71-75
1-19	Long Beach St	H	W	97-80
1-27	* Pepperdine	H	W	85-79
2-1	* Pacific	A	W	89-82
2-2	* Saint Mary's	A	W	77-69
2-9	* San Jose State	H	W	83-72
2-10	* UCSB	H	W	91-61
2-17	* Pepperdine	A	W	91-69
2-23	* Pacific	H	W	85-82
2-24	* Saint Mary's	H	W	87-71
2-29	* San Jose State	A	L	80-86
3-2	* UCSB	A	W	78-72
3-8	* San Francisco	A	W	86-70
3-9	* Santa Clara	A	L	62-77

*WCAC Game (1) Las Vegas Holiday Tournament

1968-69

Richard Baker (6-19, 3-11)
WCAC - T-6th

11-30	Occidental	H	W	95-81
12-6	USC	H	L	54-84
12-14	CSUN	H	W	86-74
12-18	Colorado State	A	L	57-76
12-20	Xavier	A	L	71-81
12-21	Toledo	A	L	57-91
12-23	Dayton	A	L	58-83
1-4	* Pepperdine	H	W	71-58
1-10	* UCSB	H	L	64-77
1-11	* San Jose State	H	L	80-85
1-17	* Pacific	A	L	66-89
1-18	* Saint Mary's	A	L	72-78
1-24	California	A	L	68-73
1-31	Arizona	A	L	65-93
2-1	Arizona State	A	L	71-91
2-7	* Santa Clara	A	L	65-82
2-8	* San Francisco	A	L	61-70
2-11	UC Irvine	H	W	83-75
2-15	* Pepperdine	A	L	64-69
2-21	* Saint Mary's (OT)	H	W	69-67
2-22	* Pacific	H	W	67-59
2-28	* San Francisco	H	L	69-74
3-1	* Santa Clara	H	L	66-89
3-6	* San Jose State	A	L	56-89
3-8	* UCSB	A	L	69-86

*West Coast Athletic Conference Game

1969-70

Richard Baker (13-13, 7-7)
WCAC - t-5th

12-2	Occidental	A	W	84-65
12-6	CSUN	A	W	101-73
12-13	Utah (OT)	A	L	76-84
12-15	Houston	A	L	91-116
12-16	Weber State	A	L	64-87
12-26	CSULB (1)	A	L	65-81
12-27	CS Los Angeles (1)	N	L	91-106
1-8	* Pacific	H	L	71-86
1-10	* Saint Mary's	H	W	92-79
1-14	San Diego	H	W	85-69
1-17	* Pepperdine	H	W	77-72
1-19	Seattle	H	L	85-87
1-24	UCSB	H	W	71-67
1-29	UCSB	A	W	79-76
1-31	* Pepperdine	A	L	72-88
2-5	* Santa Clara	A	L	60-92
2-7	* San Francisco (2OT)	A	W	77-73
2-12	* Nevada	H	W	99-83
2-14	* UNLV	H	W	92-71
2-19	* Pacific	A	L	77-78
2-21	* Saint Mary's	A	W	104-82
2-24	San Diego	A	W	97-86
2-26	* Santa Clara	H	L	70-74
2-28	* San Francisco	H	L	69-81
3-5	* Nevada	A	W	87-80
3-7	* UNLV	A	L	89-102

*West Coast Athletic Conference Game
(1) Long Beach City Classic

LMU HOOPS' HISTORY

1970-71

Richard Baker (15-10, 10-4)

WCAC - 2nd

12-1	Occidental	H	W	89-74
12-4	Arizona State	A	L	78-87
12-11	San Diego State	H	W	91-85
12-12	CSUN	H	L	79-81
12-17	Dayton	A	L	59-80
12-19	Toledo	A	W	73-58
12-21	Xavier	A	L	84-96
12-22	Cincinnati	A	W	63-61
1-7	UNLV	A	L	64-73
1-9	* Nevada	A	W	97-68
1-14	* San Francisco	H	W	85-68
1-16	* Santa Clara	H	W	82-61
1-20	West Texas St	H	L	73-84
1-23	San Diego State	A	L	75-100
1-26	UCSB	H	W	75-66
1-30	* Pepperdine	H	W	73-65
2-4	* Saint Mary's	A	W	82-66
2-6	* Pacific	A	L	66-85
2-11	* UNLV	H	L	68-74
2-13	* Nevada	H	W	74-64
2-18	* San Francisco	A	W	63-54
2-20	* Santa Clara	A	W	79-68
2-25	* Saint Mary's	H	W	95-77
2-27	* Pacific	H	L	75-88
3-6	* Pepperdine	H	W	77-66

*West Coast Athletic Conference Game

1971-72

Richard Baker (11-15, 6-8)

WCAC - 5th

12-1	Utah	A	L	77-96
12-4	Quincy College	H	W	105-71
12-10	#13 USC	A	L	65-85
12-13	CSUN	A	L	77-92
12-15	CSULB	A	L	67-73
12-27	Seton Hall	H	W	104-82
12-29	East Carolina (1)	N	W	87-68
12-30	Oral Roberts (1)	A	L	86-103
1-4	Hawaii	H	W	88-78
1-6	* Saint Mary's	H	L	79-82
1-13	* Nevada	H	W	91-61
1-15	* UNLV	H	L	84-101
1-17	* Seattle	H	L	100-103
1-21	Cal State LA (2)	A	L	84-99
1-22	CSUF (2)	N	W	99-87
1-25	UCSB	A	L	75-78
1-30	* Pepperdine	H	L	82-86
2-3	* Santa Clara (OT)	A	L	93-97
2-5	* San Francisco	A	L	66-79
2-12	* Pepperdine	H	W	107-105
2-17	* Santa Clara	H	W	81-72
2-19	* San Francisco	H	L	65-66
2-22	* UNLV	A	W	78-75
2-24	* Nevada	A	W	105-81
3-2	* Seattle	A	L	89-102
3-4	* Saint Mary's%	A	W	Forfeit

* West Coast Athletic Conference Game
(1) Oral Roberts Classic at Tulsa, OK
(2) Cosby Cage Classic at Los Angeles, CA; % Forfeit win

1972-73

Richard Baker (10-16, 7-7)

WCAC - T-3rd

11-25	at USC	A	L	69-83
12-1	at Utah	A	L	70-75
12-4	at Weber State	A	L	74-84
12-9	at San Diego St	A	L	67-88
12-16	Portland	H	L	79-80
12-22	UC Irvine (1)	N	W	92-58
12-23	CSULB (1)	A	L	77-105
12-30	Fresno State	H	W	103-92
1-4	* Nevada	H	W	102-86
1-6	* UNLV	H	W	108-93
1-11	* at San Francisco	A	L	72-109
1-13	* at Santa Clara	A	L	66-86
1-16	CSUN	H	W	78-66
1-18	at West Texas St	A	L	78-90
1-20	at New Mexico St	A	L	69-75
1-27	at Oral Roberts	A	L	100-121
2-2	* Saint Mary's	H	W	97-94
2-3	* Seattle	H	W	86-74
2-6	* Pepperdine	H	W	103-91
2-10	* at Pepperdine	A	L	80-85
2-15	* at Nevada	A	L	84-101
2-17	* at UNLV	A	W	81-76
2-21	* at Seattle (OT)	A	L	94-95
2-23	* at Saint Mary's	A	W	84-77
3-1	* San Francisco	H	L	77-104
3-3	* Santa Clara	H	L	88-99

* West Coast Athletic Conference Game. (1) In . City Classic at Long Beach, CA

1973-74

Dave Benaderet (13-14, 6-8)

WCAC - 4th

11-30	UC Irvine (1)	N	W	76-70
12-1	N. Arizona (1)	N	W	78-63
12-3	at Utah (OT)	A	L	104-108
12-5	at Gonzaga	A	L	72-86
12-8	Idaho State	H	W	73-71
12-11	at CSULB	A	L	58-84
12-15	at California	A	W	75-67
12-21	at Hawaii (OT) #	A	W	73-82
12-22	at Hawaii #	A	W	66-83
12-28	at UCSB	A	L	78-89
1-11	* Santa Clara	H	L	71-75
1-12	* San Francisco	H	L	70-78
1-18	* at Seattle	A	L	65-81
1-19	* at Saint Mary's	A	L	71-84
1-22	San Diego State	H	W	65-59
1-25	at Fresno State	A	W	77-74
1-29	* UNLV	H	L	58-66
2-1	* at Nevada	A	W	80-79
2-5	* at Pepperdine	A	W	50-49
2-9	CS Bakersfield	H	W	91-72
2-12	* Pepperdine	H	W	62-59
2-15	* Saint Mary's	H	W	76-60
2-16	* Seattle	H	L	63-69
2-21	* at Santa Clara	A	W	85-78
2-22	* at San Francisco	A	L	60-76
2-28	* Nevada	H	W	82-70
3-5	* at UNLV	A	L	73-84

*West Coast Athletic Conference Game. (1) Bronco Classic at Pomona, CA # Game later forfeited to LMU

1974-75

Dave Benaderet (14-12, 7-7)

WCAC - T-4th

11-29	SW Missouri St (1)	N	W	68-67
11-30	MO Western (1)	N	W	91-77
12-2	at Idaho State	A	L	70-92
12-4	at Utah	A	L	69-97
12-6	at UC Irvine (2)	A	W	72-66
12-7	UC SB (2)	N	L	69-76
12-12	CS Fullerton	H	W	76-61
12-21	at CS Northridge	A	W	78-66
12-27	Weber State (3)	N	L	72-75
12-28	Cal Poly SLO (3)	N	W	70-62
1-4	at SDSU	A	L	55-57
1-10	* UNLV	H	L	69-82
1-11	* Nevada	H	W	109-84
1-16	* at Seattle	A	L	74-93
1-18	* at Saint Mary's	A	L	57-87
1-21	UC Irvine	H	W	79-66
1-27	* at Pepperdine	A	W	90-79
1-31	* at Santa Clara	A	L	77-92
2-1	* at San Francisco*	A	L	71-81
2-8	* Pepperdine	H	W	83-71
2-14	* Saint Mary's	H	W	84-73
2-15	* Seattle	H	W	72-64
2-19	* at Nevada	A	W	88-77
2-20	* at UNLV	A	L	81-93
2-28	* San Francisco	H	L	76-85
3-1	* Santa Clara (OT)	H	W	95-93

*West Coast Athletic Conference Game; (1) Pepperdine Classic at Malibu, CA; (2) Anteater Classic at Irvine, CA; (3) In . City Classic at Long Beach, CA

1975-76

Dave Benaderet (7-19, 4-8)

WCAC - T-5th

11-29	at USC	A	L	77-94
12-1	at Utah	A	L	79-89
12-3	at Wyoming	A	L	71-77
12-9	CS Los Angeles	H	L	72-76
12-11	at CS Fullerton	A	L	54-60
12-20	CSNorthridge	H	W	73-61
12-27	at San Jose State	A	L	93-95
	at UCSB	A	W	73-66
1-5	at Oral Roberts	A	L	65-90
	* Santa Clara	H	L	47-59
	* San Francisco	H	L	65-74
	* at Saint Mary's	A	L	64-84
	* at Nevada	A	L	74-94
1-20	CS Fullerton	H	L	54-73
	* at Seattle (OT)	A	L	76-81
	at Portland	A	W	68-67
1-30	at CS Los Angeles	A	L	69-80
2-3	* Pepperdine	H	W	70-67
2-10	* at Pepperdine	A	L	70-87
	* Seattle	H	W	101-85
	* Saint Mary's (OT)	H	W	84-77
2-21	* Nevada (OT)	H	W	71-69
	* at San Francisco	A	L	77-111
	* at Santa Clara	A	L	68-81
3-2	at UNLV	A	L	69-90
3-3	at Arizona State	A	L	63-93

*West Coast Athletic Conference Game

1976-77

Dave Benaderet (11-15, 4-10)

WCAC - T-7th

at USC	H	W	65-64
CS Los Angeles	H	W	83-65
UC SB	H	W	65-63
at CS Fullerton	A	W	79-72
at CS Los Angeles	A	L	70-78
at Ohio State	A	L	62-64
at Dayton	A	L	48-71
at CS Northridge	A	W	54-45
CSULB (1)	A	L	69-85
Gonzaga (1)	N	W	68-59
* Saint Mary's	H	W	58-57
* Nevada	H	W	74-64
* at Santa Clara	A	L	72-79
* at San Francisco	A	L	63-90
Cal Poly Pomona	H	L	67-74
* at Pepperdine	A	L	57-69
at CS Bakersfield	A	W	75-71
* Pepperdine*	H	W	62-58
* Seattle	H	L	62-64
* Portland (2OT)	H	W	95-86
* at Portland	A	L	72-78
* at Seattle*	A	L	63-64
* San Francisco	H	L	65-104
* Santa Clara (OT)	H	L	69-72
* Nevada	A	L	65-79
* Saint Mary's	A	L	77-82

*West Coast Athletic Conference Game; (1) Intl. City Classic at Long Beach, CA

LMU HOOPS' HISTORY

1977-78

Dave Benaderet (11-15, 4-10)
WCAC - 7th

11-26	CS Los Angeles	H	W	88-68
11-29	UC Riverside	H	W	105-81
12-1	at Utah	A	L	77-85
12-3	at Weber State	A	L	64-70
12-6	at San Diego	A	W	77-75
12-9	Texas A&I (1)	N	W	91-63
12-10	Pepperdine (1)	A	L	76-79
12-17	at #9 UNLV	A	L	84-101
12-21	at UCSB	A	W	74-67
1-5	* at Portland	A	L	66-90
1-7	* at Seattle	A	L	66-67
1-13	* Nevada	H	L	58-71
1-14	* Saint Mary's	H	W	71-70
1-20	* Pepperdine	H	W	75-71
1-24	UC Irvine	H	L	69-72
1-27	* at Pepperdine	A	L	58-60
1-30	at Cal Poly Pom.	A	W	89-84
2-2	* at Saint Mary's	A	L	97-99
2-4	* at Nevada	A	L	77-88
2-10	* Santa Clara	H	W	65-64
2-11	* San Francisco	H	L	80-82
2-13	CS Bakersfield	H	W	96-85
2-17	* at San Francisco	A	L	71-99
2-18	* at Santa Clara	A	L	75-89
2-24	* Portland	H	L	86-94
2-25	* Seattle	H	W	59-57

*West Coast Athletic Conference Game; (1) Pepperdine Classic at Malibu, CA

1978-79

Dave Benaderet (5-21, 1-13)
WCAC - 8th

11-24	at CS Los Angeles	A	L	78- 86
11-27	San Diego	H	W	72-66
11-30	at Gonzaga	A	L	55-70
12-2	at Washington	A	L	68-82
12-5	at CSULB	A	L	65-74
12-9	Fresno State	H	W	57-51
12-16	UCSB	H	W	70-63
12-19	at UC Riverside	A	L	58-83
12-29	#14 UNLV (1)	A	L	73-103
12-30	Baylor (1)	N	L	73-101
1-5	* San Francisco	H	L	66-95
1-6	* Santa Clara	H	L	92-106
1-11	* at Nevada	A	L	84-88
1-13	* at Saint Mary's	A	L	80-98
1-16	at UC Irvine	A	W	55-54
1-19	* at Pepperdine	A	L	65-74
1-23	at Cal Poly Pom.	A	L	83-102
1-26	* Pepperdine	H	L	71-104
2-2	* Saint Mary's	H	L	63-84
2-3	* Nevada	H	L	62-70
2-9	* Portland	H	W	67-62
2-10	* Seattle	H	L	70-86
2-15	* at Seattle	A	L	61-103
2-17	* at Portland	A	L	90-106
2-23	* at Santa Clara	A	L	46-48
2-24	* at San Francisco	A	L	69-103

*West Coast Athletic Conference Game; (1) Holiday Classic at Las Vegas, NV

1979-80

Ron Jacobs (14-14, 10-6); (2-26 with forfeits)
WCAC- T 8th

12-1	at Arkansas	A	L	66-76
12-3	at Oklahoma	A	L	82-87
12-6	at UCSB #A		L	69-53
12-8	at Fresno State	A	L	59-62
12-12	Azusa Pacific	H	L	64-65
12-15	#16 Georgetown (1)	N	L	63-69
12-16	New Mexico (1) #	A	L	71-70
12-19	CS Los Angeles #	H	L	72-46
12-22	at CS Fullerton #	A	L	77-67
12-28	UNLV (2)	A	L	87-105
12-29	Michigan St (2)	N	L	65-82
1-4	* at St.Mary's (OT) #	A	L	104-100
1-5	* at Santa Clara #	A	L	108-94
1-12	* at Pepperdine	A	L	74-88
1-18	* San Diego #	H	L	83-80
1-19	* San Francisco	H	L	75-89
1-28	* at Gonzaga #	A	L	92-80
2-1	* Portland	H	L	75-89
2-2	* Seattle	H	L	84-86
2-7	* at San Francisco	A	L	90-92
2-9	* at San Diego	A	W	100-82
2-12	* Pepperdine	H	W	85-84
2-16	* Gonzaga #	H	L	84-79
2-22	* at Portland	A	L	77-92
2-24	* at Seattle #	A	L	86-82
2-29	* Santa Clara #	H	L	87-81
3-1	* Saint Mary's #	H	L	95-81
3-7	#18 Arizona State (3)	N	L	71-99

*West Coast Athletic Conference Game; (1) Nike Cage Classic at Albuquerque, NM; (2) Holiday Classic at Las Vegas, NV; (3) NCAA West Sub-Regional at Tempe, AZ; #Game later forfeited due to ineligible player

1980-81

Ed Goorjian (9-19, 5-9)
WCAC- 6th

11-29	at Illinois	A	L	65-98
12-1	at Purdue	A	L	75-104
12-6	Point Loma Coll.	H	W	93-85
12-9	CS Fullerton	H	W	90-85
12-12	Nebraska (1)	N	L	66-67
12-13	Oklahoma St. (1)	N	L	81-87
12-19	CSULB (2)	N	L	63-66
12-20	CS Fullerton (2)	N	L	75-88
12-23	CS Los Angeles	H	W	89-55
12-27	Hawaii (3)	A	L	79-102
12-28	Marquette (3)	N	L	80-91
12-29	Rutgers (3)	N	L	54-91
1-5	San Jose State	H	L	71-93
1-9	UCSB	H	W	74-72
1-16	* Santa Clara	H	W	77-75
1-17	* San Diego	H	W	72-69
1-22	* at Portland	A	W	69-66
1-24	* at Gonzaga	A	L	48-64
1-30	* at San Francisco	A	L	66-90
1-31	* at Saint Mary's	A	L	67-102
2-7	* at Pepperdine	A	L	89-106
2-13	* Saint Mary's	H	W	81-67
2-14	* San Francisco	H	L	75-89
2-20	* Gonzaga (OT)	H	L	60-63
2-21	* Portland (OT)	H	L	84-85
2-26	* at San Diego	A	L	66-78
2-28	* at Santa Clara (OT)	A	W	78-77
3-1	* Pepperdine	H	L	86-92

*West Coast Athletic Conference Game; (1) Utah Classic at Salt Lake City, UT; (2) LA Times Classic at Anaheim, CA; (3) Rainbow Classic at Honolulu, HI

1981-82

Ed Goorjian (3-24, 1-13)
WCAC- 8th

11-27	at USC	A	L	75-87
12-1	at UCSB	A	L	72-82
12-4	Pennsylvania (1)	N	L	69-70
12-5	Furman (1)	N	L	80-86
12-10	at Stanford	A	L	75-79
12-12	at San Jose St(OT)	A	L	47-49
12-15	at UC Irvine	A	L	80-91
12-21	Nevada (2)	A	L	85-93
12-22	N. Texas St (2)	N	L	103-112
12-28	UNLV (3)	A	L	75-92
12-29	Miami of Ohio (3)	N	W	84-82
1-5	Cal State LA (OT)	H	W	75-68
1-9	at CS Fullerton	A	L	77-86
1-15	* Santa Clara+	H	L	68-83
1-16	* San Francisco	H	L	74-108
1-22	* San Diego	H	L	51-58
1-23	* Saint Mary's	H	W	66-62
1-30	* at Pepperdine	A	L	79-92
2-4	* at Gonzaga	A	L	69-78
2-6	* at Portland (OT)	A	L	72-76
2-12	* Portland	H	L	61-68
2-13	* Gonzaga	H	L	68-79
2-18	* at Saint Mary's	A	L	65-99
2-20	* at San Diego	A	L	68-80
2-26	* at San Francisco	A	L	73-96
2-27	* at Santa Clara	A	L	82-90
3-4	* Pepperdine (OT)	H	L	104-105

*West Coast Athletic Conference Game;
(1) Stanford Classic at Palo Alto, CA
(2) Wolfpack Classic at Reno, NV; (3) Holiday Classic at Las Vegas, NV
+First Game Played at Gersten Pavilion

1982-83

Ed Goorjian (10-17, 2-10)
WCAC- 7th

11-26	Idaho (1)	N	L	60-67
11-27	Hardin-Simmons (1)	N	W	77-61
12-4	CS Fullerton	H	L	58-77
12-9	UC Irvine	H	L	73-85
12-18	at USC	A	L	63-74
12-20	Colorado State	H	W	63-61
12-22	at San Jose St #	A	W	80-94
12-28	BYU-Hawaii	H	W	86-75
12-30	Brown	H	W	94-73
1-3	at CSULB	A	L	90-104
1-6	Concordia-Neb.	H	W	111-83
1-7	UC San Diego	H	L	82-87
1-10	at Colorado	A	L	77-82
1-12	at Gonzaga (OT)	A	W	74-70
1-15	Point Loma Coll.	H	W	105-94
1-21	* Portland	H	W	88-81
1-22	* Gonzaga	H	W	66-61
1-28	* at San Diego	A	L	67-75
2-4	* Saint Mary's (OT)	H	L	90-92
2-5	* Santa Clara	H	L	83-87
2-12	* Pepperdine	H	L	92-101
2-18	* at Santa Clara	A	L	84-90
2-19	* at Saint Mary's	A	L	76-78
2-26	* San Diego	H	L	79-82
3-3	* at Gonzaga	A	L	77-87
3-5	* at Portland	A	L	86-89
3-10	* at Pepperdine	A	L	91-99

*West Coast Athletic Conference Game; (1) Sun-Met Classic at Fresno, CA; #Game later forfeited to LMU

1983-84

Ed Goorjian (12-15, 5-7)
WCAC- 6th

11-26	at Colorado St.	A	W	73-71
11-29	UCSB	H	L	64-68
12-2	Wichita State (1)	A	L	73-75
12-3	Pacific (1)	N	L	63-79
12-8	CSULB	H	L	71-73
12-10	So. California Coll.	H	W	70-68
12-17	Cal Poly Pom.	H	W	93-66
12-19	San Jose State	H	L	64-72
12-23	Montana	H	L	80-92
12-28	Wisconsin-G.B. (2)	N	W	74-72
12-29	Wyoming (2)	A	L	51-69
1-2	Gonzaga (OT)	H	W	70-68
1-5	So. Conn. State	H	W	77-74
1-7	at New Mexico	A	L	58-66
1-10	Missouri-KS City	H	W	57-54
1-21	* at Santa Clara	A	L	54-57
1-26	* at Portland	A	W	55-51
1-28	* at Gonzaga	A	L	66-84
2-3	* San Diego (OT)	H	L	73-75
2-4	* Saint Mary's	H	W	57-54
2-11	* at Pepperdine	A	W	81-79
2-16	* at Saint Mary's	A	W	84-76
2-18	* at San Diego	A	L	56-60
2-24	* Gonzaga	H	L	70-73
2-25	* Portland	H	W	84-75
3-1	* Santa Clara	H	L	63-80
3-8	* Pepperdine	H	L	70-76

*West Coast Athletic Conference Game
(1) McDonald's Classic at Wichita, KS. (2) Cowboy Shootout at Casper, WY

LMU HOOPS' HISTORY

1984-85

Ed Goorjian (11-16, 3-9)

WCAC- T -6th

11-24	LA Baptist	H	W	82-43
11-26	at Utah (OT)	A	L	85-89
12-1	at UC Irvine	A	W	76-66
12-4	at Arizona	A	L	75-82
12-8	at CSUF	A	W	73-69
12-15	at UCSB	A	L	68-78
12-18	Illinois-Chicago	H	L	58-59
12-21	at Stanford	A	L	59-67
12-27	Ill.-Benedictine	H	W	92-62
12-29	Concordia-Neb.	H	W	71-61
1-4	at Montana St	A	L	60-78
1-5	at Montana	A	L	58-74
1-7	US International	H	W	84-65
1-10	Colorado	H	W	80-71
1-12	Azusa Pacific	H	W	73-59
1-17	* Pepperdine	H	L	62-77
1-24	* at Portland	A	W	57-53
1-26	* at Gonzaga	A	L	68-72
1-31	* Santa Clara	H	L	70-91
2-2	* Saint Mary's	H	L	68-78
2-8	* San Diego	H	L	54-62
2-15	* at Saint Mary's	A	W	67-48
2-16	* at Santa Clara	A	L	55-92
2-21	* Gonzaga	H	L	49-51
2-23	* Portland	H	L	63-70
3-2	* at Pepperdine	A	L	77-86
3-7	* at San Diego	A	W	66-64

*West Coast Athletic Conference Game

1985-86

Paul Westhead (19-11, 10-4)

WCAC- 2nd

11-23	Azusa Pacific	H	W	92-72
11-29	CS Fullerton (1)	N	L	71-76
11-30	Houston Baptist (1)	N	W	67-59
12-3	UCSB	H	W	85-78
12-4	Bemidji State	H	W	100-74
12-7	at Pacific	A	W	76-73
12-14	CS Fullerton	H	L	79-99
12-18	UC Irvine	H	W	122-100
12-20	at UCLA	A	L	79-85
12-27	UC Irvine (2)	N	L	75-99
12-28	Portland (2)	N	L	56-77
1-3	Montana State	H	L	71-72
1-7	St. Ambrose	H	W	116-67
1-11	US International	H	W	151-107
1-16	*at Portland	A	W	66-55
1-18	* at Gonzaga	A	W	66-54
1-24	* Santa Clara	H	W	55-54
1-25	* San Francisco	H	W	76-62
1-30	* at Saint Mary's	A	W	81-72
2-1	* at San Diego	A	W	72-70
2-7	* San Diego	H	W	67-59
2-8	* Saint Mary's	H	W	82-61
2-15	* Pepperdine	H	L	64-79
2-21	* Gonzaga	H	L	79-81
2-22	* Portland	H	W	66-64
2-28	* at San Francisco	A	W	81-66
3-1	* at Santa Clara	A	L	61-71
3-5	* at Pepperdine	A	L	82-87
3-13	California (3)	A	W	80-75
3-17	Wyoming (4)	A	L	90-99

* West Coast Athletic Conference Game
(1) Utah Classic at Salt Lake City, UT (2) Wolfpack Classic at Reno, NV
(3) NIT First Round at Berkeley, CA (4) NIT Second Round at Casper, WY

1986-87

Paul Westhead (12-16, 4-10)

WCAC- 8th

11-28	Azusa Pacific	H	W	103-89
12-1	Susquehanna	H	W	109-72
12-5	Washington St (1)	N	W	96-89
12-6	Iowa (1)	A	L	80-103
12-13	CSULB	H	W	98-87
12-15	So. California Coll.	H	W	116-101
12-17	at Brooklyn Coll.	A	L	75-82
12-19	at Loyola-Chicago	A	L	93-115
12-23	at CS Fullerton	A	L	65-88
12-29	Loyola-Maryland	H	W	103-98
12-31	Marquette	H	L	65-75
1-3	US International	H	W	116-104
1-9	* at Santa Clara	A	W	68-67
1-10	* at San Francisco	A	L	77-81
1-16	* Portland	H	W	70-67
1-17	* Gonzaga (OT)	H	L	101-114
1-20	Chapman	H	W	100-95
1-24	* at Pepperdine	A	L	83-94
1-29	* at San Diego	A	L	48-82
1-31	* at Saint Mary's	A	L	64-78
2-6	* Saint Mary's	H	L	68-71
2-7	* San Diego (2OT)	H	L	82-88
2-12	* at Gonzaga	A	L	88-93
2-14	* at Portland	A	L	66-78
2-20	* San Francisco	H	W	97-78
2-21	* Santa Clara	H	L	74-88
2-25	* Pepperdine	H	W	98-78
2-28	San Diego (2)	A	L	84-99

*West Coast Athletic Conference Game
(1) Amana Classic at Iowa City, IA
(2) WCAC Tournament at San Diego, CA

1987-88 • WCAC CHAMPIONS

Paul Westhead (28-4, 14-0)

WCAC- 1st (Tournament Champions)

11-28	Tennessee Tech (1)	N	W	114-78
11-29	St. John's (1)	A	L	85-88
12-2	Westmont Coll.	H	W	100-84
12-5	Pacific	H	W	130-103
12-9	at Oregon State	A	L	69-84
12-13	at Long Beach St. (OT)	A	L	113-117
12-18	So. California Coll.	H	W	140-106
12-23	Brooklyn College	H	W	123-72
12-28	Loyola-Chicago	H	W	99-89
12-30	Holy Cross	H	W	127-104
1-4	at Wisconsin-G.B.	A	W	70-67
1-6	at Marquette	A	W	102-98
1-9	Azusa Pacific	H	W	113-89
1-15	* San Diego	H	W	115-75
1-16	* Saint Mary's	H	W	98-81
1-21	* at Portland	A	W	134-106
1-23	* at Gonzaga	A	W	85-72
1-29	* Gonzaga	H	W	116-100
1-30	* Portland	H	W	122-109
2-5	* at San Francisco	A	W	128-111
2-6	* at Santa Clara	A	W	94-93
2-12	* Santa Clara	H	W	108-89
2-13	* San Francisco	H	W	118-109
2-17	* at Pepperdine	A	W	107-95
2-20	* Pepperdine	H	W	142-127
2-25	* at Saint Mary's	A	W	96-94
2-27	* at San Diego	A	W	141-126
3-5	Portland (2)	N	W	110-104
3-6	Pepperdine (2)	N	W	109-106
3-7	Santa Clara (2)	A	W	104-96
3-17	#13 Wyoming (3)	N	W	119-115
3-19	#7 North Carolina (3)	N	L	97-123

*West Coast Athletic Conference Game
(1) Lapchick Tourn. at New York City, NY
(2) WCC Tournament at Santa Clara, CA
(3) NCAA West Sub-Regional at SLC, UT

1988-89 • WCC TOURNAMENT CHAMPIONS

Paul Westhead (20-11, 10-4)

WCC - T-2nd

11-28	Azusa Pacific	H	W	164-138
12-1	at UCSB	A	L	94-95
12-7	Oregon State	H	L	90-100
12-17	at #7 Oklahoma	A	L	103-136
12-22	Austin Peay (1)	N	W	94-93
12-23	DePaul (1)	N	L	111-115
12-28	Marist	H	W	131-107
12-30	at Nevada	A	W	130-125
1-2	Wisconsin-G.B.	H	W	85-83
1-4	Xavier	H	L	113-118
1-7	at US International	A	W	162-144
1-11	* San Francisco	H	W	113-95
1-12	* Santa Clara*	H	W	87-80
1-14	at DePaul	A	L	108-122
1-20	* at Gonzaga	A	W	113-104
1-21	* at Portland	A	W	100-90
1-25	* at Pepperdine	A	L	79-104
1-29	* Pepperdine	H	W	99-86
1-31	US International	H	W	181-150
2-3	* Saint Mary's	H	L	104-116
2-4	* San Diego	H	W	139-104
2-10	* at San Diego	A	W	104-88
2-11	* at Saint Mary's	A	L	81-95
2-17	* Portland	H	W	144-92
2-18	* Gonzaga	H	W	147-136
2-24	* at Santa Clara	A	W	112-101
2-25	* at San Francisco	A	L	109-123
3-4	Gonzaga (2)	N	W	101-98
3-5	Pepperdine (2)	N	W	112-98
3-6	Santa Clara (2) (OT)	N	W	75-70
3-10	Arkansas (3)	N	L	101-120

(1) Old Style Classic in Chicago, IL
(2) WCAC Tournament at San Francisco, CA
(3) NCAA Midwest Sub-Regional at Ind., IN

1989-90 • WCC CHAMPIONS

Paul Westhead (26-6, 13-1)

WCC - 1st

11-15	#1 UNLV (1)	A	L	91-102
11-25	Nevada	H	W	145-102
12-1	Stetson (2)	N	W	125-95
12-2	Jacksonville (2)	A	W	106-105
12-7	at US International	A	W	152-137
12-9	UC Santa Barbara	H	W	104-101
12-19	at #21 Oregon State	A	W	117-113
12-23	#7 Oklahoma	H	L	121-136
12-30	Niagara	H	W	122-87
1-2	at Xavier	A	L	113-115
1-4	at St. Joseph's	A	W	99-96
1-6	at #17 LaSalle	A	W	121-116
1-11	* at Santa Clara	A	W	113-100
1-13	* at San Diego	A	W	119-112
1-19	* Gonzaga	H	W	144-100
1-20	* Portland	H	W	131-106
1-25	* at Portland	A	W	126-103
1-27	* at Gonzaga	A	W	99-88
2-1	* Saint Mary's	H	W	150-119
2-3	at #14 Louisiana St (OT)	A	L	141-148
2-4	* San Francisco	H	W	157-115
2-9	* at San Francisco	A	W	137-123
2-10	* at Saint Mary's	A	W	139-110
2-14	* Pepperdine	H	W	131-116
2-17	* at Pepperdine	A	L	123-131
2-23	* San Diego	H	W	131-119
2-24	* Santa Clara	H	W	117-81
3-3	Gonzaga (3)	H	W	121-84
3-16	#24 New Mexico St (4)	N	W	111-92
3-18	#13 Michigan (4)	N	W	149-115
3-23	#23 Alabama (5)	N	W	62-60
3-25	#2 UNLV (5)	N	L	101-131

*West Coast Conference Game
(1) Preseason NIT at Las Vegas, NV
(2) Gator Bowl Tourn. at Jacksonville, FL
(3) WCC Tournament at Los Angeles, CA
(4) NCAA West Sub-Reg. at Long Beach, CA
(5) NCAA West Regional at Oakland, CA

LMU HOOPS' HISTORY

1990-91

Jay Hillock (16-15, 9-5)
WCC - 2nd

11-23	Santa Clara (1)	N	L	93-100
11-24	Northeastern (1)	N	L	123-152
11-25	Chaminade (1)	N	W	162-129
11-30	Bradley (2)	N	L	97-99
12-1	Idaho State (2)	N	W	114-110
12-2	at #12 UCLA	A	L	98-149
12-15	at #13 Oklahoma	A	L	112-172
12-20	at #10 Louisiana St	A	L	114-122
12-22	at Georgia Tech (3)	A	L	94-135
12-27	at Pacific	A	W	91-90
12-29	St. Joseph's	H	W	126-111
12-31	La Salle	H	L	118-133
1-2	Westmont	H	W	93-81
1-5	U.S. International	H	W	186-140
1-11	* Santa Clara	H	L	83-97
1-12	* San Diego	H	L	90-98
1-16	* at Pepperdine	A	L	79-91
1-19	* Pepperdine	H	L	95-101
1-25	* at St Mary's (OT)	A	L	101-103
1-26	* at San Francisco	A	W	118-90
2-1	* San Francisco	H	W	88-83
2-2	* Saint Mary's	H	W	97-93
2-4	at UCSB	A	W	80-77
2-7	* at Gonzaga	A	W	91-79
2-9	* at Portland	A	W	128-96
2-15	* Portland	H	W	105-84
2-16	* Gonzaga	H	W	86-76
2-21	* at San Diego	A	W	104-102
2-23	* at Santa Clara	A	W	104-95
3-2	San Francisco (4)	N	L	93-101
3-10	at Princeton	A	L	48-76

*West Coast Conference Game;
(1) Maui Classic at Maui, HI
(2) Freedom Bowl Classic at Irvine, CA;
(3) Kuppenheimer Classic at Atlanta, GA
(4) WCC Tournament at Santa Clara, CA

1991-92

Jay Hillock (15-13, 8-6)
WCC - T-3rd

11-22	Morgan State (1)	H	W	140-110
11-23	Washington St (1)	H	L	84-95
11-25	Loyola-Maryland	H	W	101-87
11-29	at Nevada	A	L	116-120
12-3	Pacific	H	W	96-80
12-7	UCSB	H	L	58-59
12-13	Westmont	H	W	72-64
12-16	UC Irvine	H	W	95-84
12-20	at #20 UCLA	A	L	80-106
12-30	Lehigh	H	W	106-97
1-2	at Marist	A	W	84-80
1-5	at DePaul	A	L	93-125
1-11	* at Pepperdine	A	L	84-94
1-16	* at Portland	A	L	94-95
1-18	* at Gonzaga (OT)	A	L	95-97
1-24	* Saint Mary's	H	W	84-67
1-25	* San Francisco	H	L	89-94
1-31	* at San Francisco	A	W	92-79
2-1	* at Saint Mary's	A	W	81-76
2-7	* San Diego	H	W	95-80
2-8	* Santa Clara	H	L	64-70
2-13	* at Santa Clara (OT)	A	W	86-83
2-15	* at San Diego (2OT)	A	W	106-104
2-18	at CS Northridge	A	L	95-102
2-22	* Pepperdine	H	L	89-103
2-28	* Gonzaga	H	W	95-92
2-29	* Portland	H	W	93-86
3-7	San Francisco (2)	N	L	85-100

*West Coast Conference Game
(1) L.A. Classic at Los Angeles, CA
(2) WCC Tournament at Portland, OR

1992-93

John Olive (7-20, 2-12)
WCC - 8th

12-1	Col. of Notre Dame	H	W	80-77
12-5	#23 UNLV	H	L	80-84
12-11	CS Northridge (1)	H	W	71-66
12-12	#24 Michigan St (1)	H	L	70-73
12-16	at SW Louisiana	A	L	73-87
12-19	at Sacramento St	A	W	66-61
12-23	Nevada	H	L	65-70
12-28	at Fairfield	A	L	75-82
12-30	at Buffalo	A	W	76-72
1-2	DePaul	H	L	70-71
1-5	at CS Northridge	A	L	53-62
1-7	Oral Roberts	H	W	88-76
1-15	* Portland	H	W	80-65
1-16	* Gonzaga	H	L	64-65
1-22	* at Saint Mary's	A	L	74-93
1-23	* at San Francisco	A	L	72-94
1-30	* Saint Mary's	H	W	59-55
1-31	* San Francisco	H	L	60-64
2-4	* at San Diego	A	L	77-87
2-6	* at Santa Clara	A	L	57-80
2-12	* Santa Clara	H	L	62-71
2-13	* San Diego	H	L	58-59
2-17	* Pepperdine	H	L	66-78
2-20	* at Pepperdine	A	L	54-80
2-25	* at Gonzaga	A	L	73-87
2-27	* at Portland	A	L	66-69
3-6	Pepperdine (2)	N	L	66-80

*West Coast Conference Game
(1) L.A. Classic at Los Angeles, CA
(2) WCC Tournament at San Francisco, CA

1993-94

John Olive (6-21, 4-10)
WCC - 8th

11-27	at #14 UCLA	A	L	77-115
11-30	at USC	A	L	92-105
12-4	#24 Wisconsin	H	L	67-103
12-11	at San Jose St(OT)	A	L	90-95
12-18	at UNLV	A	L	77-93
12-20	UCSB	H	L	61-80
12-23	SDSU (OT)	H	L	84-88
12-30	Texas A&M	H	L	79-81
1-3	Fairfield (OT)	H	L	91-92
1-7	Buffalo	H	W	93-77
1-10	at Oral Roberts	A	L	69-83
1-14	* Saint Mary's	H	L	77-82
1-15	* Santa Clara	H	L	58-74
1-20	* at San Francisco	A	L	86-101
1-22	* at San Diego	A	L	93-99
1-26	* at Pepperdine	A	W	76-74
1-29	* Pepperdine	H	L	56-86
2-4	* Gonzaga	H	W	82-80
2-5	* Portland	H	W	91-79
2-10	* at Portland	A	W	88-79
2-12	* at Gonzaga	A	L	85-121
2-18	* San Diego	H	L	82-89
2-19	* San Francisco	H	L	103-108
2-22	Sacramento St	H	W	73-71
2-25	* at Santa Clara	A	L	58-98
2-26	* at Saint Mary's	A	L	68-85
3-5	Gonzaga (1)	N	L	76-91

*West Coast Conference Game
(1) WCC Tournament at Santa Clara, CA

1994-95

John Olive (13-15, 4-10)
WCC - T-5th

11-26	CS Hayward	H	W	92-51
11-29	San Jose State	H	W	79-59
12-2	SW Louisiana (2OT)	H	W	80-73
12-5	Notre Dame (OT)	H	L	73-76
12-7	at San Diego St.	A	W	75-67
12-17	Loyola Chicago	H	W	80-71
12-20	Washington	H	W	80-61
12-23	at #20 Wisconsin	A	L	60-75
12-28	at UCSB	A	L	72-91
12-30	CS Fullerton	H	W	80-77
1-4	at Texas A&M	A	L	65-78
1-9	CS Northridge	H	W	84-69
1-13	* at Saint Mary's	A	W	72-68
1-14	* at Santa Clara	A	L	70-83
1-20	* San Francisco	H	L	71-84
1-21	* San Diego	H	L	78-83
1-25	* Pepperdine	H	W	80-69
1-28	* at Pepperdine (OT)	A	L	65-74
2-2	* at Gonzaga	A	L	72-88
2-4	* at Portland	A	L	61-71
2-10	* Portland (2OT)	H	W	97-94
2-11	* Gonzaga	H	L	53-68
2-16	* at San Diego	A	W	70-62
2-18	* at San Francisco	A	L	70-72
2-24	* Santa Clara	H	L	69-74
2-25	* Saint Mary's	H	L	53-63
3-5	at Santa Clara (1)	A	W	87-83
3-6	Portland (1)	N	L	68-74

*West Coast Conference Game
(1) WCC Tournament at Santa Clara, CA

1995-96

John Olive (18-11, 8-6)
WCC - T-2nd

11-24	Sonoma State	H	W	85-66
11-26	Seattle Univ.	H	W	70-55
11-28	San Diego State	H	L	61-62
12-2	UNLV	H	W	70-67
12-4	USC	H	W	86-83
12-9	UCSB	H	W	83-73
12-16	at CS Fullerton	A	W	67-63
12-19	at Hawaii (1)	A	W	82-80
12-20	Nevada (1)	N	W	75-67
12-28	at Loyola Chi.	A	L	65-66
12-30	at Notre Dame	A	L	51-84
1-6	at N. Arizona	A	W	67-61
1-11	* at San Francisco	A	L	57-61
1-13	* at San Diego	A	W	63-56
1-19	* Santa Clara	H	W	71-62
1-20	* Saint Mary's	H	L	64-76
1-23	Cal Poly SLO	H	W	76-64
1-26	* at Saint Mary's	A	W	66-60
1-27	* at Santa Clara	A	L	60-78
2-2	* Gonzaga	H	W	83-69
2-3	* Portland	H	W	70-62
2-8	* at Portland	A	L	77-97
2-11	* at Gonzaga	A	L	68-81
2-14	* at Pepperdine	A	W	74-64
2-17	* Pepperdine	H	W	75-62
2-23	* San Diego	H	L	59-65
2-24	* San Francisco	H	W	71-51
2-27	at CS Northridge	A	L	75-81
3-2	San Diego (2)	N	L	51-75

*West Coast Conference Game; (1) Nike Festival at Honolulu, HI
(2) WCC Tournament at Santa Clara, CA

LMU HOOPS' HISTORY

1996-97

John Olive (7-21, 3-11)
WCC - 8th

11-23	Seattle Univ.	H	W	83-51
11-26	at Cal Poly SLO	A	L	70-87
11-30	CS Northridge	H	W	77-74
12-2	at USC	A	L	78-97
12-5	#23 Xavier	H	L	65-81
12-7	CS Fullerton	H	L	70-75
12-14	at SDSU	A	L	81-93
12-18	Northern Arizona	H	L	56-77
12-23	at Washington	A	L	60-85
12-28	Providence	H	L	76-83
12-30	Brown	H	W	79-70
1-4	at UCSB	A	L	67-81
1-10	San Francisco	H	L	72-86
1-11	* San Diego	H	W	73-68
1-15	* Pepperdine	H	L	52-59
1-18	* at Pepperdine	A	W	64-60
1-23	* at Gonzaga	A	L	60-71
1-25	* at Portland	A	L	64-75
1-31	* Portland	H	W	69-60
2-1	* Gonzaga	H	L	75-77
2-7	* at Santa Clara	A	L	54-74
2-8	* at Saint Mary's	A	L	68-73
2-14	* Saint Mary's	H	L	65-69
2-15	* Santa Clara	H	L	62-68
2-20	* at San Diego	A	L	69-72
2-22	* at San Francisco	A	L	74-81
3-1	Santa Clara (1)	H	W	70-61
3-2	Saint Mary's (1)	H	L	62-80

*West Coast Conference Game
(1) WCC Tournament at Los Angeles, CA

1997-98

Charles Bradley (7-20, 3-11)
WCC - 8th

11-15	at UNLV	A	L	81-96
11-21	USC	H	L	88-92
11-25	#16 Utah	H	L	50-89
11-29	at CS Fullerton	A	L	94-98
12-3	UCSB	H	W	81-68
12-6	at CS Northridge	A	L	87-100
12-13	at Oregon	A	L	73-78
12-16	Portland St (OT)	H	W	88-84
12-21	at Brown	A	L	65-70
12-23	at Providence	A	L	74-89
12-30	Southern Utah	H	W	82-72
1-3	San Jose State	H	W	76-68
1-9	Gonzaga	H	L	62-93
1-10	* Portland	H	L	65-67
1-16	* at San Francisco	A	L	61-85
1-17	* at Santa Clara	A	L	49-78
1-21	* at Pepperdine (OT)	A	W	81-79
1-24	* Pepperdine	H	L	67-70
1-30	* San Diego	H	W	87-64
1-31	* Saint Mary's	H	L	81-99
2-5	* at Saint Mary's	A	W	80-71
2-7	* at San Diego	A	L	76-81
2-13	* Santa Clara	H	L	64-75
2-14	* San Francisco	H	L	52-86
2-19	* at Portland	A	L	68-71
2-21	* at Gonzaga	A	L	84-107
2-28	vs Gonzaga (1)	N	L	78-79

*West Coast Conference Game
(1) WCC Tournament at Santa Clara, CA

1998-99

Charles Bradley (11-16, 6-8)
WCC - 5th

11-17	Long Beach State (OT)	H	L	92-98
11-21	Boise State	H	L	86-93
11-25	S. California College	H	W	83-63
11-28	at UC Santa Barbara	A	W	79-78
12-2	Cal State Fullerton	H	L	61-74
12-5	San Diego State	H	W	73-65
12-9	at USC	A	L	43-79
12-12	Pacific	H	W	71-62
12-19	at Utah	A	L	55-89
12-21	at Xavier	A	L	52-97
12-29	at #10 UCLA	A	L	67-92
1-2	California Baptist	H	W	92-79
1-7	* at Gonzaga	A	L	78-105
1-9	* at Portland	A	L	69-72
1-15	* San Francisco	H	W	96-84
1-16	* Santa Clara	H	W	88-76
1-21	* at San Diego	A	W	89-73
1-23	* at Saint Mary's	A	L	81-86
1-29	* Saint Mary's	H	W	101-87
1-30	* San Diego	H	L	67-76
2-3	* Pepperdine	H	W	90-77
2-6	* at Pepperdine	A	L	83-97
2-12	* at Santa Clara	A	L	81-89
2-13	* at San Francisco	A	L	71-83
2-19	* Portland	H	W	70-61
2-20	* Gonzaga	H	L	72-85
2-27	at Santa Clara (1)	A	L	64-77

*West Coast Conference Game; (1) WCC Tournament at Santa Clara, CA

1999-2000

Charles Bradley (2-26, 0-14)
WCC - 8th

11-20	California Baptist	H	W	78-74
11-23	at Pacific	A	L	46-78
11-27	at Boise State	A	L	50-70
12-1	UC Irvine	H	L	59-69
12-4	at Cal State Fullerton	A	L	71-82
12-11	USC	H	L	55-96
12-15	at Texas-El Paso	A	L	58-84
12-18	at Long Beach State	A	L	64-95
12-21	Dartmouth	H	L	67-89
12-30	at San Diego State	A	L	63-70
1-2	at Notre Dame	A	L	57-75
1-5	UC Santa Barbara	A	L	63-73
1-8	Occidental College	H	W	69-50
1-14	* San Diego	H	L	38-82
1-15	* Saint Mary's	H	L	71-74
1-21	* at San Francisco	A	L	66-83
1-22	* at Santa Clara	A	L	75-79
1-28	* Santa Clara	H	L	55-70
1-29	* San Francisco	H	L	76-86
2-3	* at Portland	A	L	70-86
2-5	* at Gonzaga	A	L	56-103
2-11	* Gonzaga	H	L	77-101
2-12	* Portland	H	L	55-56
2-16	* at Pepperdine	A	L	73-95
2-19	* Pepperdine	H	L	65-77
2-24	* at Saint Mary's	A	L	65-77
2-26	* at San Diego	A	L	53-75
3-4	vs. Pepperdine (1)	N	L	49-83

* West Coast Conference Game; (1) WCC Tournament at Santa Clara, CA

2000-01

Steve Aggers (9-19, 5-9)
WCC - T-5th

11-17	Vanguard	H	W	87-64
11-21	at UC Irvine	A	L	57-62
11-25	at #20 USC	A	L	68-91
11-28	at Colorado	A	L	79-94
12-2	at Idaho State	A	L	68-71
12-5	Cal State Fullerton	H	W	65-56
12-9	at Sacramento State	A	W	78-59
12-16	Portland State	H	L	62-66
12-18	Long Beach State	H	L	54-57
12-21	at Loyola-Chicago	A	W	63-53
12-30	at UC Santa Barbara	A	L	69-85
1-3	at UNLV	A	L	60-75
1-6	San Diego State	H	L	58-61
1-12	* San Diego	H	W	62-59
1-13	* Santa Clara	H	L	70-78
1-17	* Pepperdine	H	L	65-81
1-20	* at Pepperdine	A	L	54-75
1-26	* at Saint Mary's	A	W	71-63
1-27	* at San Francisco	A	L	63-67
2-2	* Portland	H	W	81-69
2-3	* Gonzaga	H	L	64-84
2-8	* at Santa Clara	A	L	66-74
2-10	* at San Diego	A	L	62-80
2-15	* at Gonzaga	A	L	68-101
2-17	* at Portland	A	W	91-87
2-23	* San Francisco	H	L	73-60
2-24	* Saint Mary's	H	W	65-61
3-3	vs. Santa Clara (1)	N	L	60-77

* West Coast Conference Game
(1) WCC Tournament at San Diego, CA

2001-02

Steve Aggers (9-20, 2-12)
WCC - T-7th

11-13	vs. Samford (1)	N	L	60-72
11-14	vs. Miss. Valley State	N	W	74-65
11-17	Idaho State	H	W	67-56
11-24	at Cal State Fullerton	A	L	70-84
11-28	UC Irvine	H	L	71-59
12-2	at Texas A&M	A	W	80-78
12-5	UC Santa Barbara	H	W	77-70
12-8	Sacramento State	H	W	95-77
12-15	UNLV	H	L	68-70
12-18	Long Beach State	A	W	76-68
12-22	USC	H	L	67-81
12-30	at Montana	A	L	67-82
1-2	Occidental	H	W	81-55
1-5	at Portland State	A	L	78-90
1-11	* at San Francisco	A	L	66-75
1-12	* at Saint Mary's	A	W	75-64
1-18	* Portland	H	W	85-77
1-19	* #13 Gonzaga	H	L	60-94
1-24	* at San Diego	A	L	60-73
1-26	* at Santa Clara	A	L	64-74
1-30	* at Pepperdine	A	L	59-84
2-2	* Pepperdine	H	L	79-89
2-8	* Saint Mary's	H	L	44-62
2-9	* San Francisco	H	L	67-80
2-14	* at #8 Gonzaga	A	L	51-72
2-16	* at Portland (OT)	A	L	79-83
2-22	* Santa Clara	H	L	59-67
2-23	* San Diego	H	L	71-87
3-2	vs. #7 Gonzaga (2)	N	L	62-82

* West Coast Conference Game; (1) Guardian's Classic Game at Tuscaloosa, AL
(2) WCC Tournament at San Diego, CA

2002-03

Steve Aggers (11-20, 4-10)
WCC - T-6th

11-22	Loyola Chicago	H	W	85-79
11-25	Sacramento State	H	W	88-55
11-28	vs. Villanova (1)	N	L	71-87
11-29	vs. Montana (1)	N	W	65-62
11-30	vs. Wyoming (1)	N	L	65-72
12-4	at UC Irvine	A	L	66-81
12-7	Cal State Fullerton	H	W	75-68
12-14	Long Beach State	H	W	76-68
12-16	at Cal Poly (OT)	A	L	70-72
12-19	at Cal State Northridge	A	L	71-74
12-21	Montana	H	L	68-75
12-29	vs. Siena (2)	N	L	71-79
12-30	vs. South Carolina St. (2)	N	W	74-69
1-3	at San Diego State	A	L	69-79
1-6	Point Loma	H	L	71-73
1-9	* at Gonzaga	A	L	73-85
1-11	* at Portland	A	L	68-73
1-17	* San Diego	H	L	68-82
1-18	* Santa Clara	H	W	75-69
1-25	* Pepperdine	H	L	67-70
1-31	* at Saint Mary's	A	L	60-71
2-1	* at San Francisco	A	L	73-91
2-6	* Portland	H	W	86-71
2-8	* Gonzaga	H	W	80-74
2-13	* at Santa Clara	A	W	73-61
2-15	* at San Diego	A	L	51-73
2-22	* at Pepperdine	A	L	71-94
2-28	* San Francisco	H	L	69-75
3-1	* Saint Mary's	H	L	62-67
3-7	vs. Portland (3)	N	W	65-63
3-8	vs. San Francisco (3)	N	L	56-70

* West Coast Conference Game; (1) Great Alaska Shootoutat Anchorage, AK; (2) Big R Classic at Bozeman, MT; (3) WCC Tournament at San Diego, CA

LMU HOOPS' HISTORY

2003-04

Steve Aggers (15-14, 5-9)
WCC - T-6th

11-21	UC Riverside	H	W	59-53
11-25	Cal State Northridge	H	W	81-70
11-29	vs. SUNY-Binghamton (1)	N	W	67-56
11-30	at Central Conn. State (1)	A	W	58-57
12-03	Cal Poly	H	W	68-67
12-06	UNLV	H	L	61-78
12-13	UCLA (OT)	A	L	66-69
12-16	Denver (2OT)	A	W	84-82
12-19	Virginia	H	L	68-76
12-23	at Long Beach St.	A	L	68-71
12-30	at Cal State Fullerton	A	W	71-67
1-02	Colgate	H	W	78-54
1-10	* #16 Gonzaga	H	L	60-74
1-12	* Portland	H	L	68-77
1-15	* at San Diego	A	W	76-68
1-17	* at Santa Clara	A	L	54-70
1-20	Northern Colorado	H	W	74-56
1-24	* Pepperdine	A	L	67-82
1-29	* San Francisco	H	L	64-52
1-31	* Saint Mary's	H	W	82-77
2-05	* at Portland	A	L	59-74
2-07	* at #8 Gonzaga	A	L	87-57
2-12	* Santa Clara	H	W	66-48
2-14	* San Diego	H	W	66-64
2-21	* Pepperdine	H	L	65-67
2-26	* at Saint Mary's	A	W	77-76
2-28	* at San Francisco	A	L	61-66
3-05	Portland (2)	N	W	82-77
3-06	Pepperdine (2)	N	L	67-78

* West Coast Conference Game; (1) Mohegan Sun Classic at CCSU - New Britain, CT; (2) WCC Tournament at Santa Clara, CA

2004-05

Steve Aggers (11-17, 3-11)
WCC - 8th

11-20	Monmouth	H	W	83-70
11-24	at Northern Colorado	A	W	83-51
11-27	at UC Riverside	A	L	72-79
12-01	Denver	H	W	76-71
12-04	Long Beach State	H	W	73-57
12-07	at South Alabama	A	W	63-59
12-12	#16 Washington	H	L	93-100
12-18	San Diego State	H	W	72-68
12-21	at Colgate	A	W	64-54
12-23	at #25 Virginia (OT)	A	L	77-79
12-29	vs. Northern Arizona (1)	N	W	69-64
12-30	at Utah State(1)	A	L	42-87
1-03	at Minnesota	A	L	67-93
1-07	* San Francisco	H	W	68-65
1-09	* San Diego	H	L	65-68
1-13	* at #16 Gonzaga	A	L	65-76
1-16	* at Portland	A	L	57-74
1-20	* Santa Clara	H	L	57-68
1-22	* Saint Mary's	H	L	66-83
1-29	* Pepperdine	H	W	63-46
2-03	* at San Diego	A	L	70-77
2-05	* at San Francisco	A	W	50-49
2-10	* Portland	H	L	50-54
2-12	* #14 Gonzaga	H	L	58-61
2-17	* at Saint Mary's	A	L	71-72
2-19	* at Santa Clara	A	L	70-78
2-26	* at Pepperdine	A	L	76-82
3-04	vs. Pepperdine (2)	N	L	76-91

* West Coast Conference Game; (1) Gossner Foods Classic - Logan, UT
(2) WCC Tournament at Santa Clara, CA

2005-06

Rodney Tention (12-18, 8-6)
WCC -2nd

11-18	at BYU	A	W	83-71
11-21	Montana	H	L	75-81
11-25	at #25 Washington	A	L	65-112
11-28	South Alabama (OT)	H	L	80-81
11-30	at Long Beach State	A	L	85-93
12-3	UC Santa Barbara	H	W	77-60
12-6	at Montana	A	L	61-79
12-10	USC	H	L	69-71
12-17	Northern Colorado	H	W	76-63
12-20	at Hawaii (1)	A	L	63-66
12-22	vs. Western Michigan(1)	N	L	61-62
12-23	vs. South Florida (1)	N	L	50-54
12-29	at UNLV	A	L	60-79
12-31	at San Diego State	A	L	68-84
1-7	* San Diego	H	W	86-84
1-9	* San Francisco (2OT)	H	W	84-75
1-14	* at Portland	A	W	84-68
1-16	* at #5 Gonzaga	A	L	80-92
1-21	* Santa Clara	H	W	72-62
1-23	* Saint Mary's	H	W	78-70
1-28	* at Pepperdine	A	L	62-70
2-4	* at San Francisco	A	W	74-63
2-6	* at San Diego	A	W	94-76
2-11	* Pepperdine (OT)	H	W	89-78
2-18	* #5 Gonzaga	H	L	70-79
2-20	* Portland	H	L	59-71
2-25	* at Santa Clara	A	L	70-81
2-27	* at Saint Mary's	A	L	70-82
3-6	vs. Saint Mary's (2)	N	W	66-63
3-7	vs. #4 Gonzaga (2)	N	L	67-68

* West Coast Conference Game; (1) Outrigger Hotels Rainbow Classic - Honolulu, HI; (2) WCC Tournament at Spokane, WA

2006-07

Rodney Tention (13-18, 5-9)
WCC - 6th

11-10	Oral Roberts	H	W	68-65
11-13	at Mississippi State	A	L	37-61
11-17	New Mexico State	H	W	71-69
11-19	Cal State Bakersfield	H	W	83-75
11-22	at Alaska Anchorage(1)	A	W	69-58
11-24	vs. Pacific (1) (2OT)	N	W	88-85
11-25	vs. Cal (1)	N	L	70-78
11-29	at UC Santa Barbara	A	W	58-55
12-2	at USC	A	L	50-67
12-6	at Sam Houston State	A	L	77-92
12-9	UC Irvine	H	W	73-65
12-16	at San Diego State	A	L	63-74
12-19	Boise State (2OT)	H	W	84-82
12-22	Long Beach State	H	L	65-66
12-29	at Akron	A	L	52-92
12-31	at Monmouth	A	L	53-81
1-6	* at Gonzaga	A	L	62-97
1-8	* at Portland	A	L	65-81
1-13	* San Francisco (OT)	H	L	61-68
1-15	* San Diego	H	L	74-79
1-20	* Pepperdine	H	L	55-57
1-27	* at Santa Clara	A	W	74-71
1-29	* at Saint Mary's	A	L	54-69
2-3	* Portland	H	W	74-59
2-5	* Gonzaga	H	W	67-71
2-10	* at San Diego	A	W	71-66
2-12	* at San Francisco	A	L	69-76
2-17	* at Pepperdine	A	L	88-95
2-24	* Santa Clara	H	W	67-66
2-26	* Saint Mary's	H	L	47-63
3-2	at Portland (2)	A	L	41-55

* West Coast Conference Game; (1) Carrs/Safeway Great Alaska Shoot-out - Anchorage, AKI; (2) WCC Tournament at Portland, OR

2007-08

Rodney Tention (5-26, 2-12)
WCC - 8th

11-9	at UC Irvine	A	L	61-74
11-12	Arkansas-Little Rock	H	L	40-71
11-16	vs. St. Bonaventure (1)	N	L	50-61
11-17	vs. Presbyterian (1)	N	W	83-76
11-18	at New Mexico (1)	A	L	58-86
11-24	at Mercer (OT)	A	W	97-92
11-28	San Diego State	H	L	56-78
12-1	UC Santa Barbara	H	L	56-63
12-5	at Long Beach State	A	L	52-77
12-8	at Boise State	A	W	76-74
12-15	at UC Riverside (OT)	A	L	74-86
12-19	Mississippi State	H	L	54-85
12-22	Wagner (OT)	H	L	79-82
12-30	Sam Houston State	H	L	66-83
1-3	at BYU	A	L	62-91
1-7	at CS Bakersfield	A	L	64-98
1-12	* Gonzaga	H	L	68-91
1-14	* Portland	H	W	73-68
1-19	* at Santa Clara	A	L	35-58
1-21	*at #24 Saint Mary's	A	L	55-87
1-26	* at Pepperdine	A	L	64-87
2-2	* San Diego	H	L	48-72
2-4	* San Francisco	H	W	72-67
2-9	* at Portland	A	L	63-74
2-11	* at Gonzaga	A	L	50-83
2-16	* #21 Saint Mary's	H	L	49-80
2-18	* Santa Clara	H	L	46-66
2-23	* Pepperdine	H	L	63-72
3-1	* at San Francisco	A	L	79-88
3-3	* at San Diego	A	L	65-86
3-7	vs. San Francisco (2)	N	L	60-79

* West Coast Conference Game; (1) BTI Invitational - Albuquerque, NM; (2) WCC Tournament - San Diego, CA

2008-09

Record: 3-28, 2-12
^ Bill Bayno (0-3, 0-0); Max Good (3-25, 2-12)
WCC - 8th

11-14	vs. Wisc.-Milwaukee (1)	N	L	51-75^
11-15	at Iowa State (1)	A	L	55-67^
11-16	vs. UC Davis (1)	N	L	55-64^
11-21	#8 Notre Dame	H	L	54-65
11-24	at Wagner	A	L	51-72
11-29	at Arkansas-Little Rock	A	L	59-67
12-2	at Arizona	A	L	57-84
12-6	Wyoming	H	L	55-62
12-13	at UC Santa Barbara	A	L	61-81
12-15	UC Riverside	H	L	52-59
12-17	at #14 UCLA	A	L	44-75
12-20	Tulsa	H	L	45-79
12-22	Mercer	H	L	52-75
12-28	at New Mexico St.	A	L	62-104
1-1	at Seattle	A	L	39-49
1-4	Cal State Bakersfield	H	W	72-69
1-10	* at Pepperdine	A	L	57-59
1-15	* at #25 Saint Mary's	A	L	53-78
1-17	* at San Diego	A	L	59-70
1-22	* Portland	H	L	59-75
1-24	* #23 Gonzaga	H	L	60-93
1-29	* at Santa Clara	A	L	56-82
1-31	* at San Francisco	A	L	53-73
2-7	* Pepperdine	H	L	43-58
2-12	* San Diego	H	W	65-57
2-14	* Santa Clara	H	L	69-64
2-19	* at #17 Gonzaga	A	L	54-91
2-21	* at Portland	A	L	65-73
2-26	* San Francisco	H	W	61-57
2-28	* Saint Mary's	H	L	57-70
3-6	vs. San Diego (2)	N	L	56-62

* West Coast Conference Game; (1) World Vision Classic - Ames, IA; (2) WCC Tournament - Las Vegas, NV

LMU HOOPS' HISTORY

2009-10

Max Good (18-16, 7-7)
WCC - t-4th

11-13	vs. Boise State [1]	N	L	87-90
11-14	vs. North Dakota [1]	N	W	83-60
11-15	at Montana [1]	A	L	63-64
11-18	UC Irvine	H	L	78-84
11-21	at USC	A	W	67-59
11-24	at Tulsa	A	L	65-79
11-28	UC Santa Barbara	H	L	84-89
12-2	Academy of Art Univ.	H	W	91-72
12-5	at Wyoming	A	L	70-76
12-10	Montana	H	L	73-82
12-12	at Notre Dame	A	W	87-85
12-19	Cal State Bakersfield	H	W	84-71
12-21	Long Beach St. (OT)	H	W	85-80
12-27	at Sacramento State	A	W	82-78
12-30	Seattle University	H	W	104-89
1-3	at Cal State Bakersfield	A	W	81-73
1-9	* at Pepperdine	A	L	75-79
1-14	* San Francisco	H	L	67-70
1-16	* Santa Clara	H	W	81-70
1-21	* at Portland	A	L	39-79
1-23	* at #10 Gonzaga	A	L	69-85
1-28	* San Diego	H	W	68-65
1-30	* Saint Mary's	H	L	67-85
2-6	* Pepperdine	H	W	77-61
2-11	* at Santa Clara	H	W	73-67
2-13	* at San Francisco	A	L	75-66
2-18	* #9 Gonzaga	H	W	74-66
2-20	* Portland (OT)	H	W	77-69
2-25	* at San Diego	A	W	72-69
2-27	* at Saint Mary's	A	L	80-88
3-5	vs. Pepperdine [2]	N	W	87-84
3-6	vs. San Fancisco [2]	N	W	84-76
3-7	vs. #14 Gonzaga [2]	N	L	62-77
3-17	Pacific [3]	H	L	76-86

* West Coast Conference Game; (1) Grizzly Classic - Mizzoula, MT; (2) WCC Tournament - Las Vegas, NV; (3) CIT Invitational - Los Angeles, CA

2010-11

Max Good (11-21, 2-12)
WCC - t-7th

11-12	Morgan State	H	L	79-81
11-14	La Sierra	H	W	100-62
11-17	at Bradley	A	L	57-59
11-20	vs. Dowling [1]	N	W	78-71
11-21	vs. Rider [1]	N	L	63-73
11-24	at Cal Poly	A	L	48-55
11-27	at Long Beach St. (OT)	A	W	80-77
12-1	at UC Santa Barbara	A	L	67-77
12-4	Cal Poly	H	W	67-48
12-7	Sacramento St.	H	W	69-49
12-11	South Dakota	H	W	72-67
12-18	Florida State	H	L	63-74
12-22	at South Dakota	A	L	70-82
12-30	at UC Irvine	A	W	87-80
1-6	* Saint Mary's	H	L	75-98
1-8	* San Diego	H	W	67-58
1-13	* at Portland (2OT)	A	L	78-79
1-15	* at Gonzaga	A	L	59-79
1-22	* at Pepperdine	A	L	75-78
1-27	* San Francisco	H	L	60-61
1-29	* Santa Clara	H	L	72-79
1-31	Seattle	H	W	81-64
2-3	* at San Diego	A	L	63-66
2-5	* at Saint Mary's	A	L	70-79
2-10	* Gonzaga	H	L	57-67
2-12	* Portland	H	L	48-71
2-16	* Pepperdine	H	W	82-79
2-19	* at Portland State [2]	A	L	75-84
2-24	* at Santa Clara (2OT)	A	L	75-84
2-26	* at San Francisco	A	L	75-77
3-4	vs. Portland [3]	N	W	72-68
3-5	vs. Santa Clara [3]	N	L	68-76

* West Coast Conference Game; (1) Naismith Memorial Basketball Tip-off - Springfield, Mass.; (2) ESPN Bracketbuster - Portland, OR; (3) WCC Tournament - Las Vegas, NV

2011-12

Max Good (21-13, 11-5)
WCC - 4th

11-11	at #17 UCLA	A	W	69-58
11-13	Middle Tennessee	H	L	51-58
11-19	Harvard	H	L	67-77
11-23	at Idaho State (OT)	A	W	79-76
11-26	Northern Arizona	H	W	81-61
11-29	#23 Saint Louis	H	W	75-68
12-2	Columbia [1]	H	L	61-69
12-3	La Sierra [1]	H	W	87-45
12-4	North Texas [1]	H	L	63-76
12-10	Idaho State (OT)	H	W	80-72
12-18	at Florida State	A	L	61-77
12-21	at Morgan State	A	L	45-69
12-27	Vangaurd	H	W	100-74
12-31	* at San Francisco (OT)	A	W	77-76
1-5	* BYU	H	L	65-73
1-7	* at San Diego	A	W	79-68
1-12	* at Pepperdine	A	W	68-58
1-14	* #21 Gonzaga	H	L	58-62
1-19	* at BYU	A	W	82-68
1-24	* at Santa Clara	A	W	74-62
1-26	* #20 Saint Mary's	H	L	64-71
1-28	* Portland	H	W	62-59
2-2	* Pepperdine	H	W	67-57
2-4	* San Francisco	H	W	90-88
2-9	* at Portland	A	W	76-62
2-11	* at Gonzaga	A	L	59-78
2-15	* at #16 Saint Mary's	A	W	75-60
2-17	Valparaiso [2]	H	W	61-53
2-23	* San Diego	H	L	57-60
2-25	* Santa Clara	H	W	68-65
3-2	vs. San Francisco [3]	N	L	60-67
3-14	Cal State Fullerton [4]	H	W	88-79
3-18	Weber State [4] (OT)	H	W	84-78
3-21	at Utah State [4]	A	L	69-77

* West Coast Conference Game; (1) DoubleTree LA Westside Centennial Classic - Los Angeles, CA; (2) Sears BracketBuster - Los Angeles, CA; (3) WCC Tournament - Las Vegas, NV; (4) CollegeInsider.com Postseason Tournament

2012-13

Max Good (11-23, 1-15)
WCC - 9th

11-9	Pacifica University	H	W	108-49
11-11	at SMU	A	L	58-73
11-17	at CSU Bakersfield	A	W	76-73
11-22	vs. Oral Roberts [1]	N	L	66-75
11-23	vs. Texas State [1]	N	W	78-63
11-24	at Alaska-Anchorage [1]	A	L	77-83
11-29	Long Beach State	H	L	70-73
12-1	Portland St.	H	W	66-56
12-5	at Northern Arizona (OT)	A	W	92-86
12-19	Ole Miss	H	L	70-73
12-22	at Saint Louis	A	L	44-65
12-27	Morgan State	H	W	79-62
12-29	CSU Bakersfield	H	W	73-66
1-3	* at BYU	A	L	51-92
1-5	* at Saint Mary's	A	L	61-74
1-10	* Santa Clara	H	W	80-84
1-12	* Portland	H	L	64-68
1-16	* at San Diego	A	L	70-78
1-19	* at San Francisco	A	L	53-62
1-24	* Pepperdine	H	L	57-60
1-31	* #7 Gonzaga	H	L	43-88
2-4	* San Diego (OT)	H	L	68-69
2-7	* at Portland	A	L	60-69
2-9	* at #6 Gonzaga	A	L	55-74
2-14	* at Pepperdine	A	L	50-52
2-16	* Saint Mary's	H	L	50-61
2-21	* San Francisco	H	L	59-61
2-23	at Cal Poly [2]	A	L	60-63
2-28	* at Santa Clara	A	L	56-79
3-2	* BYU	H	L	70-73
3-6	vs. Portland [3]	N	W	65-54
3-7	vs. San Francisco (OT) [3]	N	W	61-60
3-8	vs. Santa Clara [3]	N	W	60-58
3-9	vs. #1 Gonzaga [3]	N	L	48-66

* West Coast Conference Game; (1) Carrs/Safeway Great Alaska Shoot-out - Anchorage, AK; (2) ESPN BracketBuster - San Louis Obispo, CA; (3) WCC Tournament - Las Vegas, NV

2013-14

Max Good (13-19, 4-14)
WCC - 10th

11-08	vs. Grand Canyon (1)	N	W	78-75
11-09	vs. South Dakota St. (1)	N	W	98-89
11-14	at Long Beach St.	A	W	74-73
11-17	Northern Arizona	H	W	90-78
11-22	vs. Northern Iowa (2)	N	L	81-90
11-23	vs. Marist (2)	N	W	76-70
11-25	vs. Vanderbilt (2)	N	L	68-77
12-02	at UC Riverside	A	W	73-69
12-06	at Pittsburgh	A	L	68-85
12-14	at Valparaiso	A	L	73-80
12-17	Cal Poly	H	W	79-59
12-21	La Sierra	H	W	100-83
12-28	* BYU	H	W	87-76
12-30	* San Diego	H	W	65-62
1-02	* at San Francisco	A	L	61-75
1-04	* at Santa Clara (OT)	A	L	81-86
1-09	* at San Diego	A	L	67-74
1-11	* at BYU	A	L	68-91
1-16	* Portland	H	L	57-71
1-18	* Gonzaga	H	L	72-82
1-23	* at Pacific	A	W	92-81
1-25	* at Saint Mary's	A	L	61-89
2-01	* at Pepperdine	A	L	69-80
2-06	* Saint Mary's	H	L	58-77
2-08	* Pacific	H	L	72-82
2-13	* at Portland	A	L	64-71
2-15	* at Gonzaga	A	L	67-86
2-20	* Pepperdine	H	L	69-72
2-27	* Santa Clara	H	W	75-71
3-01	* San Francisco	H	L	61-65
3-06	Portland (3)	N	W	67-64
3-07	BYU (3)	N	L	74-85

* West Coast Conference Game; (1) San Diego Classic - San Diego, CA; (2) 2013 Virgin Islands Paradise Classic; (3) WCC Tournament - Las Vegas, NV

2014-15

Mike Dunlap (8-23, 4-14)
WCC - t-9th

11-14	SE Missouri St. [1]	H	W	76-66
11-15	Boise State [1]	H	L	69-77
11-20	at Arizona St.	A	L	44-68
11-23	San Diego Christian	H	W	82-60
11-26	UC Riverside	H	W	66-62
11-29	UC Irvine	H	L	72-80
12-03	at USC	A	L	61-77
12-13	at Northerin Arizona	A	L	69-71
12-17	at Stanford	A	L	58-67
12-22	vs. #11 Wichita St. [2]	N	L	53-80
12-23	vs. Nebraska (ot) [2]	N	L	42-50
12-25	vs. DePaul [2]	N	W	72-69
12-29	* Pepperdine	H	L	56-69
1-01	* Pacific	H	L	63-77
1-03	* Saint Mary's	H	L	63-72
1-08	* at San Diego	A	L	50-59
1-10	* at BYU	A	L	72-85
1-15	* Portland	H	W	80-68
1-17	* #10 Gonzaga	A	L	55-72
1-22	* at Santa Clara	A	L	62-65
1-24	* at San Francisco	A	W	70-69
1-29	* at Saint Mary's	A	L	54-68
1-31	* at Pacific (ot)	A	W	76-71
2-05	* San Diego	H	W	70-61
2-07	* BYU	H	L	68-87
2-12	* at #2 Gonzaga	A	L	51-80
2-14	* at Portland	A	L	63-66
2-19	* San Francisco	H	L	45-72
2-21	* Santa Clara	H	L	63-70
2-28	* at Pepperdine	A	L	49-65
3-06	vs. Santa Clara [3]	N	L	54-85

* West Coast Conference Game; (1) LMU Classic - Los Angeles, CA; (2) 2015 Hawaiian Airlines Diamond Head Classic; (3) WCC Tournament - Las Vegas, NV

LMU HOOPS' HISTORY

2015-16

Mike Dunlap (14-17, 6-12)
WCC - t-7th

11-13	CSU Fullerton	H	W	79-74
11-15	at UC Irvine	A	L	53-77
11-19	at Colorado State	A	L	75-83
11-22	Antelope Valley	H	W	86-62
11-25	CSUN (OT)	H	W	82-80
11-28	at SE Missouri St.	A	W	73-60
12-02	at Oregon St.	A	L	70-79
12-06	UC Riverside	H	W	77-76
12-09	at Boise St.	A	L	66-67
12-12	at CSU Fullerton	A	W	82-70
12-18	Jacksonville St.	H	W	77-60
12-21	* at Portland	A	L	60-87
12-23	* at Gonzaga	A	L	62-85
1-02	* at Pepperdine (OT)	A	L	65-68
1-07	* Saint Mary's	H	L	48-73
1-09	* Pacific	H	L	58-60
1-14	* at San Francisco	A	W	87-83
1-16	* at Santa Clara	A	W	76-66
1-21	* BYU	H	L	80-91
1-23	* San Diego	H	W	67-63
1-28	* at BYU	A	L	62-87
1-30	* at San Diego	A	L	69-77
2-04	* Gonzaga	H	L	63-92
2-06	* Portland	H	L	78-92
2-11	* at Pacific	A	W	77-72
2-13	* at Saint Mary's	A	L	62-68
2-18	* Santa Clara	H	L	72-76
2-20	* San Francisco (OT)	H	W	100-87
2-27	* Pepperdine (2OT)	H	W	90-83
3-04	vs. San Diego (1)	N	W	64-61
3-05	vs. Saint Mary's (1)	N	L	48-60

* West Coast Conference Game; (1) WCC Tournament - Las Vegas, NV

2016-17

Mike Dunlap (15-15, 8-10)
WCC - 6th

11-04	Vanguard	H	W	99-51
11-11	at Nevada	A	L	64-79
11-17	UConn	H	L	62-65
11-25	Portland State	H	W	78-62
12-05	Boise State	H	L	79-80
12-08	Southern Utah	H	W	75-68
12-10	at CSUN	A	W	69-68
12-17	Incarnate Word (OT)	H	W	91-90
12-19	at Colorado State	A	W	69-66
12-22	UT Arlington	H	L	77-80
12-26	Morgan State	H	W	70-49
12-29	* #19 Saint Mary's	H	L	60-72
12-31	* BYU	H	L	76-81
1-05	* at Pepperdine	A	L	70-71
1-07	* Santa Clara	H	W	66-56
1-12	* at #5 Gonzaga	A	L	55-93
1-14	* at Portland	A	W	79-78
1-19	* San Diego	H	L	62-69
1-21	* at Santa Clara	A	L	63-64
1-26	* Pacific	H	W	79-73
1-28	* at BYU	A	L	77-85
2-02	* at San Diego	A	W	53-72
2-04	* at San Francisco	A	L	64-74
2-09	* #1 Gonzaga	H	L	60-90
2-11	* Portland	H	W	66-60
2-16	* at Saint Mary's	A	L	48-81
2-18	* Pepperdine	H	W	82-61
2-23	* San Francisco	H	W	53-51
2-25	* at Pacific	A	W	67-66
3-04	vs. BYU (1)	N	L	81-89

* West Coast Conference Game; (1) WCC Tournament - Las Vegas, NV

2017-18

Mike Dunlap (11-20, 5-13)
WCC - 8th

11-11	at UT Arlington	A	L	85-80
11-15	UC Riverside	H	W	76-64
11-19	McNeese State (OT)	H	W	92-86
11-22	at Incarnate Word	A	W	91-87
11-25	at Boise State	A	L	68-48
11-28	Cal State Los Angeles	H	W	87-66
12-02	at Oregon State	A	L	78-74
12-06	Portland State	H	L	94-85
12-09	at Cal State Northridge	A	W	74-57
12-17	at Washington	A	L	80-78
12-22	Cal State Fullerton	H	L	88-80
12-28	* at Saint Mary's	A	L	87-59
12-30	* at Pacific (OT)	A	L	88-82
1-04	* Santa Clara	H	L	65-49
1-06	* #19 Gonzaga	H	L	85-66
1-11	* San Francisco	H	W	67-65
1-13	* at San Diego	A	L	75-71
1-18	* at BYU	A	L	82-67
1-20	* Portland	H	L	72-65
1-25	* at Pepperdine	A	L	71-70
1-27	* San Diego	H	L	89-82
2-01	* BYU	H	W	76-69
2-03	* at Portland	A	L	68-66
2-08	* #11 Saint Mary's	H	L	83-62
2-10	* Pepperdine	H	W	85-79
2-15	* at #9 Gonzaga	A	L	76-46
2-17	* at San Francisco	A	L	72-63
2-22	* at Santa Clara	H	W	65-64
2-24	* Pacific	H	W	74-71
3-02	vs. Portland (1)	N	W	78-72
3-04	vs. #7 Gonzaga (1)	N	L	83-69

* West Coast Conference Game; (1) WCC Tournament - Las Vegas, NV

2018-19

Mike Dunlap (22-12, 8-8)
WCC - 5th

11-06	Westcliff University	H	W	75-43
11-10	at UNLV	A	W	61-50
11-13	CSUN	H	W	79-64
11-16	vs. Georgetown (1)	N	W	65-52
11-18	vs. Ohio (1)	N	W	65-56
11-21	Central Connecticut St.	H	W	76-74
11-24	Florida A&M	H	W	71-63
11-29	Bethesda University	H	W	106-50
12-02	at UCLA	A	L	82-58
12-05	at Cal State Fullerton	A	W	59-49
12-15	at Portland State	A	W	85-58
12-19	Boise State	H	W	70-69
12-22	at UC Riverside	A	L	60-53
12-29	UC Davis	H	W	77-59
1-03	* at Pepperdine	A	L	77-62
1-05	* Portland	H	W	76-64
1-12	* Saint Mary's	H	L	71-60
1-17	* at #5 Gonzaga	A	L	73-55
1-19	* Pepperdine	H	W	74-70
1-24	* at San Diego	A	L	71-58
1-26	* at Santa Clara	H	W	69-61
1-31	* Pacific	H	W	60-42
2-02	* at BYU	A	L	67-49
2-07	* San Diego	H	L	65-63
2-09	* at Portland	A	W	72-55
2-14	* #3 Gonzaga	H	L	73-60
2-16	* BYU	H	L	70-62
2-23	* at Pacific	A	W	63-56
2-28	* Santa Clara	H	W	72-70
3-02	* at San Francisco	A	W	74-69
3-08	vs. Pepperdine (2)	N	L	68-65
3-20	at Cal Baptist (3)	A	W	56-55
3-25	vs. Brown (3)	H	W	81-63
3-28	at South Florida (3)	A	L	56-47

* West Coast Conference Game; (1) Jamaica Classic - Montego Bay, Jamaica (2) WCC Tournament - Las Vegas, NV (3) College Basketball Invitational - Campus Sites

2019-20

Mike Dunlap (11-22, 4-12)
WCC - 8th

11-05	Westcliff University	H	W	105-62
11-09	at Nevada	A	L	72-67
11-16	Colorado State	H	L	74-64
11-21	vs. Air Force (1)	N	W	78-64
11-22	vs. Indiana State (1)	N	L	72-60
11-24	vs. Duquesne (1)	N	L	71-50
12-01	Southern Utah	H	W	61-51
12-04	at #20 Colorado	A	L	83-67
12-07	Grambling State	H	W	83-67
12-13	Prairie Ciew A&M	H	W	79-76
12-16	at UC Davis	A	L	67-65
12-19	Portland State	A	L	76-66
12-22	Cal State Fullerton	H	W	53-46
12-28	Morgan State	H	L	74-71
1-02	* San Diego	H	W	64-58
1-04	* at BYU	H	L	63-38
1-11	* #1 Gonzaga	H	L	87-62
1-16	* at Pepperdine	A	L	75-67
1-18	* at San Francisco	A	L	61-53
1-23	* Portland	H	W	77-65
1-25	* Saint Mary's	H	L	73-62
1-30	* at Pacific	A	L	62-50
2-01	* Pepperdine	H	L	68-67
2-06	* at #2 Gonzaga	A	L	85-67
2-13	* BYU	H	L	77-54
2-15	* at Santa Clara	A	W	65-59
2-20	* at Saint Mary's	A	L	57-51
2-22	* at Portland	A	W	66-58
2-27	* Pacific	H	L	60-53
2-29	* San Francisco	H	L	69-67
3-05	vs. Pepperdine (2)	N	W	75-61
3-06	vs. San Francisco (2)	N	L	82-53

* West Coast Conference Game; (1) Junkanoo Jam - Bimini, Bahamas
(2) WCC Tournament - Las Vegas, NV

2020-21

Stan Johnson (13-9, 9-7)
WCC - 3rd

11-25	Southern Utah	H	W	85-83
11-28	at Minnesota (1)	A	L	88-73
11-30	at Minnesota (1)	A	L	67-64
12-04	Long Beach State	H	W	85-61
12-07	at UC Santa Barbara	A	L	85-61
12-12	UC Santa Barbara	H	W	81-76
12-17	UC Irvine	H	W	51-48
12-19	Cal Poly	H	W	76-52
1-10	* San Francisco	H	W	68-60
1-16	* at Pacific	A	L	58-49
1-19	* San Diego	H	W	72-69
1-21	* Saint Mary's	H	L	65-61
1-23	* Santa Clara	H	L	72-69
1-25	* at Portland	A	W	75-50
2-13	* Pacific	H	W	80-76
2-16	* at Santa Clara	A	W	76-73
2-18	* at San Francisco	A	W	68-63
2-20	* BYU	H	L	88-71
2-25	* at Pepperdine	A	W	81-74
2-27	* at #1 Gonzaga	A	L	86-69
3-05	vs. San Francisco (2)	N	W	70-66
3-06	vs. Saint Mary's (2)	N	L	52-47

* West Coast Conference Game; (1) Minnesota MTE - Minneapolos, MN
(2) WCC Tournament - Las Vegas, NV

LMU HOOPS' HISTORY

2021-22

Stan Johnson (11-18, 3-12)
WCC - 9th

11-09	Chattanooga	H	L	75-64
11-13	Arizona Christian	H	W	74-64
11-17	Little Rock	H	W	82-63
11-21	vs. Florida State [1]	N	L	73-45
11-22	vs. SMU [1]	N	W	76-70
11-27	Prairie View A&M	H	W	83-80
11-29	Grand Canyon	H	L	78-72
12-04	at Long Beach State	A	W	77-74
12-07	at Tulsa	A	W	60-55
12-11	New Mexico State	H	L	63-58
12-18	at Nevada	A	L	68-63
12-21	at Bellarmine	A	W	71-57
1-13	* at San Francisco	A	L	97-73
1-15	* at San Diego	A	L	70-65
1-17	* Portland	H	W	70-58
1-20	* Pepperdine (OT)	H	W	85-80
1-22	* Saint Mary's	H	L	83-51
1-27	* at #2/1 Gonzaga	A	L	89-55
1-29	* San Diego	H	L	69-65
2-03	* at Santa Clara	A	L	79-60
2-05	* at Saint Mary's	A	L	71-60
2-10	* BYU (OT)	H	L	83-82
2-12	* at Portland	A	L	86-76
2-17	* Santa Clara	H	L	84-80
2-19	* at Pacific	A	L	69-68
2-24	* at BYU	A	L	79-59
2-26	* vs. Pacific	H	W	90-77
3-03	vs. Pacific [2]	N	W	86-66
3-04	vs. BYU [2]	N	L	80-65

* West Coast Conference Game; (1) Jacksonville Classic - Jacksonville, FL
(2) WCC Tournament - Las Vegas, NV

2022-23

Stan Johnson (19-12, 9-7)
WCC - 4th

11-07	Life Pacific	H	W	99-49
11-10	UC Riverside	H	L	81-79
11-12	UC Davis	H	W	85-75
11-15	at UC Irvine	A	L	79-64
11-18	vs. Georgetown [1]	N	W	84-66
11-20	vs. Wake Forest [1] (OT)	N	W	77-75
11-23	Morgan State	H	W	81-80
11-25	Bellarmine	H	W	80-59
11-30	at Colorado State	A	L	87-71
12-03	Nevada	H	W	64-52
12-07	at Grand Canyon	A	W	69-65
12-10	vs. Utah State [2]	A	L	79-67
12-18	Cleveland State	H	W	70-59
12-21	Tulsa	H	W	76-64
12-29	* at Portland	A	W	92-72
12-31	* at Pacific	A	L	78-72
1-05	* BYU	H	W	64-59
1-07	* San Francisco	H	L	72-70
1-12	* at Saint Mary's	A	L	76-62
1-14	* San Diego	H	W	98-84
1-19	* at #6 Gonzaga	A	W	68-67
1-26	* Portland	H	W	79-60
1-28	* Pepperdine	H	W	84-70
2-02	* at BYU	A	L	89-61
2-04	* at San Diego	A	L	87-79
2-09	* #15 Saint Mary's (OT)	H	W	78-74
2-11	* at Santa Clara	A	L	71-69
2-16	* #13 Gonzaga	H	L	108-65
2-18	* vs. Pacific	H	W	90-88
2-25	*at Pepperdine	A	W	75-67
3-04	vs. BYU [2]	N	L	73-63

* West Coast Conference Game; (1) Jacksonville Classic - Jacksonville, FL; (2) Jack Jones Hoopsfest - Las Vegas, NV; (3) WCC Tournament - Las Vegas, NV

2023-24

Stan Johnson (12-19, 5-11)
WCC - T-6th

11-07	Westcliff	H	W	109-68
11-12	Yale	H	L	83-80
11-14	Jackson State	H	W	88-66
11-19	vs. Stephen F. Austin [1]	N	L	86-76
11-20	vs. Oakland [1]	N	L	74-69
11-21	vs. FIUI [1]	N	W	61-60
11-25	UTEP	H	W	67-47
11-29	Central Arkansas	H	W	90-63
12-2	at Nevada	A	L	73-59
12-9	vs. UNLV [2]	N	W	78-75
12-16	vs. UC Santa Barbara [3]	N	L	68-59
12-18	Detroit Mercy	H	W	76-56
12-22	#16 Colorado State	H	L	76-67
12-29	Tarleton State	H	L	79-66
1-4	* Santa Clara	H	L	68-57
1-6	* Saint Mary's	H	L	68-64
1-13	* Pacific	H	W	81-64
1-18	* at San Francisco	A	L	90-74
1-20	* at Pepperdine	A	W	68-61
1-25	* Portland	H	W	92-65
1-27	* at Saint Mary's	A	L	70-65
1-30	* at Gonzaga	A	L	92-58
2-7	* at San Diego	A	L	79-77
2-10	* Pepperdine	H	L	72-63
2-15	* Gonzaga	H	L	91-74
2-17	* San Francisco	H	L	82-59
2-22	* at Santa Clara	A	L	65-55
2-24	* at Pacific	A	W	86-63
2-29	* San Diego	H	W	96-62
3-2	* at Portland	A	L	70-60
3-8	vs. Portland [4]	N	L	78-70

* West Coast Conference Game; (1) Cayman Islands Classic - George Town, Cayman Islands; (2) Jack Jones Hoopsfest - Las Vegas, NV; (3) Jerry Colangelo Classic - Phoenix, AZ; (4) WCC Tournament - Las Vegas, NV

2024-25

Stan Johnson (17-15, 8-10)
WCC - T-6th

11-04	Life Pacific	H	W	99-56
11-08	UC Irvine	H	L	66-51
11-16	at Saint Louis	A	L	77-71
11-22	at North Dakota	H	L	77-73
11-26	vs. Belmont [1]	N	W	77-63
11-27	vs. Wyoming [1]	N	W	73-70
12-04	at Colorado State	A	L	83-54
12-07	Nevada	H	W	68-64
12-14	Prairie View A&M	H	W	76-75
12-18	UC Santa Barbara	H	W	60-58
12-20	Southern University	H	W	89-73
12-22	North Alabama	H	W	85-69
12-28	* San Francisco	A	L	70-55
12-30	* Washington State	A	L	73-59
1-2	* Oregon State	H	W	82-61
1-4	* #19 Gonzaga	H	L	96-68
1-7	* at Saint Mary's	A	L	81-56
1-16	* Santa Clara	H	W	57-54
1-18	* San Diego	H	W	77-70
1-23	* at Pacific	A	W	73-68
1-30	* Portland	H	W	88-63
2-01	* at San Diego	A	W	78-62
2-06	* Gonzaga	A	L	73-53
2-08	* San Francisco	H	L	72-66
2-11	* at Pepperdine	A	W	69-60
2-13	* Pacific	H	L	83-58
2-15	* at Portland	A	L	89-78
2-20	* at Santa Clara	A	L	76-61
2-22	* Pepperdine	H	W	93-82
2-27	* #23 Saint Mary's	H	L	58-55
3-7	vs. San Diego [2]	N	W	100-74
3-8	vs. Washington State [2]	N	W	94-77

* West Coast Conference Game; (1) Cancun Challenge - Cancun, Mexico; (2) WCC Tournament - Las Vegas, NV

SERIES RECORDS

A • A • A

ACADEMY OF ART (1-0) (H 1-0)

12/02/2009	Home	W	91-72

AIR FORCE (1-0) (N 1-0)

11/21/2019	Neutral	W	78-64

AKRON (0-1) (A 0-1)

12/29/2006	Away	L	52-92

ALABAMA (1-0) (N 1-0)

3/23/1990	Neutral	W	62-60

ALASKA-ANCHORAGE (1-1) (A 1-1)

11/22/2006	Away	W	69-58
11/24/2012	Away	L	77-83

ANTELOPE VALLEY (1-0) (H 1-0)

11/22/2015	Home	W	86-62

ARIZONA (4-8) (H 1-0, A 3-7)

1937	Away	L	16-26
	Away	W	30-26
1940	Away	W	40-35
	Away	W	42-33
1947	Away	L	49-60
1948	Away	L	51-53
1950	Home	W	61-54
1951	Away	L	60-68
1957	N/A	L	67-77
1/31/1969	Away	L	65-93
12/4/1984	Away	L	75-82
12/2/2008	Away	L	57-84

ARIZONA CHRISTIAN (1-0) (H 1-0)

11/13/2021	Home	W	74-67

ARIZONA STATE (9-13) (H 4-0, A 2-10, N 1-1)

1937	Away	L	18-27
1939	Away	W	33-29
	Away	W	55-44
1947	Away	L	51-57
1948	Home	W	48-41
	Away	L	39-53
1949	Home	W	47-40
1952	Home	W	88-72
1954	N/A	W	88-58
3/3/1976	Away	L	63-93
1957	N/A	W	65-51
	N/A	L	60-108
12/22/1958	N/A	L	46-79
1/28/1964	Away	L	64-82
12/17/1966	Home	W	70-48
1/21/1967	Away	L	70-78
12/28/1967	Neutral	W	86-68
2/1/1969	Away	L	71-91
12/4/1970	Away	L	78-87
1976	Away	L	63-93
3/7/1980	Neutral	L	71-99
11/20/2014	Away	L	44-68

ARKANSAS (0-3) (A 0-1, N 0-2)

1947	Neutral	L	47-61
12/1/1979	Away	L	66-76
3/10/1989	Neutral	L	101-120

ARKANSAS-LITTLE ROCK (1-2) (H 1-1, A 0-1)

11/12/2007	Home	L	40-71
11/29/2008	Away	L	59-67
11/17/2021	Home	W	82-63

AUSTIN PEAY (1-0) (N 1-0)

12/22/1988	Neutral	W	94-93

AZUSA PACIFIC (5-1) (H 5-1)

12/22/1979	Home	L	64-65
1/12/1985	Home	W	73-59
11/23/1985	Home	W	92-72
11/28/1986	Home	W	103-89
1/9/1988	Home	W	113-89
11/28/1988	Home	W	164-138

B • B • B

BAYLOR (0-1) (N 0-1)

12/30/1978	Neutral	L	73-101

BELLARMINE (2-0) (H 1-0, A 1-0)

12/21/2021	Away	W	71-57
11/25/2022	Home	W	80-59

BELMONT (1-0) (N 1-0)

11/26/2024	Neutral	W	77-63

BEMIDJI STATE (1-0) (H 1-0)

12/4/1985	Home	W	100-74

BETHESDA (1-0) (H 1-0)

11/29/2018	Home	W	106-50

BINGHAMTON (SUNY) (1-0) (N 1-0)

11/29/2003	Neutral	W	67-56

BOISE STATE (3-7) (H 2-3, A 1-3, N, 0-1)

11/21/1998	Home		L	86-93
11/27/1999	Away		L	50-70
12/18/2006	Home	2OT	W	84-82
12/8/2007	Away		W	76-74
11/13/2009	Neutral		L	87-90
11/15/2014	Home		L	69-77
12/9/2015	Away		L	66-67
12/5/2016	Home		L	79-80
11/25/2017	Away		L	68-48
12/19/2018	Home		W	70-69

BOSTON COLLEGE (0-1) (A 0-1)

1949	Away	L	53-55

BOWLING GREEN (0-2) (H 0-1, A 0-1)

1949	Away	L	37-75
1950	Home	L	64-67

BRADLEY (0-3) (A 0-2, N 0-1)

1948	Away	L	50-60
1991	Neutral	L	97-99
11/17/2010	Away	L	57-59

BROOKLYN (1-1) (H 1-0, A 0-1)

12/17/1986	Away	L	75-82
12/23/1987	Home	W	123-72

BROWN (3-1) (H 3-0, A 0-1)

12/301982	Home	W	94-73
12/30/1996	Home	W	79-70
12/21/1997	Away	L	65-70
3/25/2019	Home	W	81-63

BUFFALO (2-0) (H 1-0, A 1-0)

12/30/1992	Away	W	76-72
1/7/1994	Home	W	93-77

BYU (6-24) (H 4-9; A 2-10; N 0-4)

12/30/1936	Home	W	35-32
11/18/2005	Away	W	83-71
1/3/2008	Away	L	62-91
1/5/2012	Home	L	65-73
1/19/2012	Away	W	82-68
1/3/2013	Away	L	51-92
3/2/2013	Home	L	70-73
12/28/2013	Home	W	87-76
1/11/2014	Away	L	68-91
3/8/2014	Neutral	L	74-85
1/10/2015	Away	L	72-85
2/7/2015	Home	L	68-87
1/21/2016	Home	L	80-91
1/28/2016	Away	L	62-87
12/31/2016	Home	L	76-81
1/28/2017	Away	L	77-85
3/4/2017	Neutral	L	81-89
1/18/2018	Away	L	82-67
2/1/2018	Home	W	76-69
2/2/2019	Away	L	67-49
2/16/2019	Home	L	70-62
1/4/2020	Away	L	38-63
2/13/2020	Home	L	54-77
2/20/2021	Home	L	71-88
2/10/2022	Home	L	60-71
2/24/2022	Away	L	59-79
3/4/2022	Neutral	L	60-85
1/5/2023	Home	W	64-59
2/2/2023	Away	L	89-61
3/4/2023	Neutral	L	73-63

BYU-HAWAII (1-0) (H 1-0)

12/28/1982	Home	W	86-75

C • C • C

CALIFORNIA (4-2) (A 3-1, N 1-1)

1940	Neutral	W	42-33
2/2/1962	Away	W	68-56
1/24/1969	Away	L	68-73
12/15/1973	Away	W	75-67
3/13/1986	Away	W	80-75
11/25/2006	Neutral	L	70-78

CALIFORNIA CHRISTIAN (7-1) (H 2-0, A 2-0)

1924	N/A		W	30-8
	N/A		W	20-8
1925	Home		W	19-14
1926	Home		W	26-14
	Away		W	36-18
	Away		W	27-20
1927	N/A	OT	W	16-14
1928	N/A		L	26-29

CAL BAPTIST (3-0) (H 2-0, A 1-0)

1/2/1999	Home	W	92-79
11/20/1999	Home	W	78-74
3/20/2019	Away	W	56-55

CAL POLY POMONA (3-3) (H 1-1, A 1-1, N 1-0)

1935	N/A	L	28-38
1977	Home	L	67-74
1/30/1978	Away	W	89-84
1/23/1979	Away	L	83-102
12/17/1983	Home	W	93-66

CAL POLY SLO (7-4) (H 5-0, A 0-4, N 2-0)

1952	Neutral		W	64-49
12/28/1974	Neutral		W	70-62
1/23/1996	Home		W	76-64
11/26/1996	Away		L	70-87
12/16/2002	Away	OT	L	70-72
12/3/2003	Home		W	68-67
11/24/2010	Away		L	48-55
12/4/2010	Home		W	67-48
2/23/2013	Away		L	60-63
12/17/2013	Home		W	79-59
12/19/2021	Home		W	76-52

CHATTANOOGA (0-1) (H 0-1)

11/9/2021	Home	L	64-75

LMU HOOPS' HISTORY

CSU BAKERSFIELD (9-1) (H 6-0, A 3-1)

2/9/1974	Home		W	91-72
1977	Away		W	75-71
2/131978	Home		W	96-85
11/19/06	Home		W	83-75
1/7/2008	Away		L	64-98
1/4/2009	Home		W	72-69
12/19/2009	Home		W	84-71
1/3/202010	Away		W	81-73
11/17/2012	Away		W	76-73
12/29/2012	Home		W	73-66

CSU FULLERTON (15-14) (H 7-6, A 7-6, N 1-2)

1/22/1972	Neutral		W	99-87
12/12/1974	Home		W	76-61
12/11/1975	Away		L	54-60
1/20/1976	Home		L	54-73
	Away		W	79-72
12/22/1979	Away		W	77-67
12/9/1980	Home		W	90-85
12/20/1980	Neutral		L	75-88
1/9/1982	Away		L	77-86
12/4/1982	Home		L	58-77
12/8/1984	Away		W	73-69
11/29/1985	Neutral		L	71-76
12/14/1985	Home		L	79-99
12/23/1986	Away		L	65-88
12/30/1994	Home		W	80-77
12/16/1995	Away		W	67-63
12/7/1996	Home		L	70-75
11/29/1997	Away		L	94-98
12/2/1998	Home		L	61-74
12/4/1999	Away		L	71-82
12/5/2000	Home		W	65-56
11/24/2001	Away		L	70-84
12/7/2002	Home		W	76-68
12/30/2003	Away		W	71-67
3/14/2012	Home		W	88-79
11/13/2015	Home		W	79-74
12/12/2015	Away		W	82-70
12/22/2017	Home		L	88-80
12/5/2018	Away		W	59-49
12/22/2019	Home		W	53-46

CAL STATE HAYWARD (1-0) (H 1-0)

11/26/1994	Home		W	92-51

CAL STATE LA (20-15) (H 10-3, A 4-6, N 2-1)

1950	Home		W	64-53
	Away		W	58-41
1951	Home		W	62-50
1952	Neutral		W	58-54
	Neutral		W	54-49
	Home		W	56-51
1953	Away		L	62-65
	Away		W	68-58
1954	Away		W	62-57
	Home		L	56-66
1955	N/A		W	69-54
	N/A		W	63-53
1956	N/A		W	94-69
	N/A		L	58-59
	N/A		L	49-78
1957	N/A		L	50-59
1958	N/A		L	46-75
12/15/1958	N/A	OT	W	80-77
1/31/1959	N/A		L	69-88
12/10/1963	Home		W	80-76
12/11/1964	Away		L	76-84
12/17/1965	Home		W	98-82
12/22/1965	Away		W	89-80
12/27/1969	Neutral		L	91-106
1/21/1972	Away		L	84-99
12/9/1975	Home		L	72-76
1/30/1976	Away		L	69-80
	Home		W	83-65
	Away		L	70-78
11/26/1977	Home		W	88-68
11/24/1978	Away		L	78-86
12/19/1979	Home		L	72-46
12/23/1980	Home		W	89-55
1/5/1982	Home	OT	W	75-68
11/28/2017	Home		W	87-66

CSU NORTHRIDGE (14-7) (H 8-1, A 5-6)

12/14/1968	Home		W	86-74
12/6/1969	Away		W	101-73
12/22/1970	Home		L	79-81
12/13/1971	Away		L	77-92
1/16/1973	Home		W	78-66
12/21/1974	Away		W	78-66
12/20/1975	Home		W	73-61
1976	Away		W	54-45
2/18/1992	Away		L	95-102
12/11/1992	Home		W	71-66
1/5/1993	Away		L	53-62
1/9/1995	Home		W	84-69
2/27/1996	Away		L	75-81
11/30/1996	Home		W	77-74
12/6/1997	Away		L	87-100
12/19/2002	Away		L	71-74
11/25/2003	Home		W	81-70
11/25/2015	Home	OT	W	82-80
12/10/2016	Away		W	69-68
12/9/2017	Away		W	74-57
11/13/2018	Home		W	79-64

CAL TECH (7-0) (H 3-0, A 2-0)

1925	N/A		W	18-17
1946	Away		W	40-39
1947	N/A		W	60-30
1948	Home		W	50-33
	Away		W	59-40
1949	Home		W	48-29
1950	Home		W	68-21

CCNY (1-0) (H 1-0)

1949	Home		W	57-56

CENTENARY (1-0) (H 1-0)

1952	Home		W	61-59

CENTRAL ARKANSAS (1-0) (H 1-0)

11/29/2023	Home		W	90-63

CENTRAL CONN. ST. (2-0) (H 1-0, A 1-0)

11/30/2003	Away		W	58-57
11/21/2018	Home		W	76-74

CHAMINADE (1-0) (N 1-0)

11/25/1990	Neutral		W	162-129

CHAPMAN (8-5) (H 5-1, A 2-1)

1935	N/A		L	40-59
	N/A		L	26-35
1942	N/A		L	31-37
	N/A		W	38-36
1946	Home		L	35-39
1947	Away		W	59-55
	Home		W	53-44
1948	Home		W	46-40
	Away		L	52-64
1949	Home		W	56-36
	Away		W	57-31
1950	Home		W	68-53
1/20/1987	Home		W	100-95

CINCINNATI (1-1) (A 1-1)

12/23/1960	Away		L	53-74
12/22/1970	Away		W	63-61

CLEVELAND STATE (1-0) (H 1-0)

12/18/2022	Home		W	70-59

COLGATE (1-0) (H 1-0, A 1-0)

1/2/2004	Home		W	78-54
12/21/04	Away		W	64-54

COLORADO (1-3) (H 1-0, A 0-3)

1/10/1983	Away		L	77-82
1/10/1985	Home		W	80-71
11/28/2000	Away		L	79-94
12/4/2019	Away		L	64-76

COLORADO STATE (5-6) (H 3-2, A 2-4)

12/23/1966	Home		W	82-73
12/15/1967	Home		W	93-69
12/18/1968	Away		L	57-76
12/20/1982	Home		W	63-61
11/26/1983	Away		W	73-71
11/19/2015	Away		L	75-83
12/19/2016	Away		W	69-66
11/16/2019	Home		L	74-64
11/30/2022	Away		L	87-71
12/22/2023	Home		L	67-76
12/4/2024	Away		L	83-54

COLUMBIA (0-1)

12/2/2012	Home		L	61-69

COMPTON CC (0-1)

1943	N/A		L	25-49

CONCORDIA-NEBRASKA (2-0) (H 2-0)

1/6/1983	Home		W	111-83
12/29/1984	Home		W	71-61

CREIGHTON (0-1) (A 0-1)

1951	Away		L	47-55

D • D • D

DARTMOUTH (0-1) (H 0-1)

12/21/1999	Home		L	67-89

DAYTON (0-5) (A 0-5)

1/25/1965	Away		L	71-89
1/25/1966	Away		L	57-85
12/23/1968	Away		L	58-83
12/17/1970	Away		L	59-80
1976	Away		L	48-71

DENVER (2-0) (H 1-0, A 1-0)

12/16/2003	Away	2OT	W	84-82
12/1/2004	Home		W	76-71

DEPAUL (2-5) (H 0-1, A 1-3, N 1-1)

1/22/1966	Away		L	60-84
12/22/1967	Away		W	82-77
12/23/1988	Neutral		L	111-115
1/14/1989	Away		L	108-122
1/5/1992	Away		L	93-125
1/2/1993	Home		L	70-71
12/25/2014	Neutral		W	72-69

DETROIT MERCY (1-0) (H 1-0)

12/18/2023	Home		W	76-56

DOWLING (1-0) (N 1-0)

11/20/2010	Neutral		W	78-71

DRAKE (0-1) (A 0-1)

12/21/1962	Away		L	69-92

DUQUESNE (0-3) (A 0-1, N 0-1)

1949	Away		L	47-61
1955	N/A		L	55-71
11/24/2019	Neutral		L	50-71

E • E • E

LMU HOOPS' HISTORY

EAST CAROLINA (1-0) (N 1-0)

12/29/1971	Neutral		W	87-68

F • F • F

FAIRFIELD (0-2) (H 0-1, A 0-1)

12/28/1992	Away		L	75-82
1/3/1994	Home	OT	L	91-92

FLORIDA A&M (1-0) (H 1-0)

11/24/2018	Home		W	71-63

FLORIDA INTERNATIONAL (1-0) (N 1-0)

11/21/2023	Neutral		W	61-60

FLORIDA STATE (0-3) (H 0-1, A 0-1, N 0-1)

12/18/2010	Home		L	63-74
12/18/2011	Away		L	61-77
11/21/2021	Neutral		L	45-73

FORDHAM (1-0) (N 1-0)

12/28/1960	Neutral		W	68-62

FRESNO STATE (9-6) (H 3-3, A 5-3, N 1-0)

1928	Home		L	25-40
	Home		L	15-23
1929	Away		W	25-15
	Away		W	19-13
	Away		L	19-44
	Away		L	18-43
1948	Neutral		W	47-34
1955	Away		W	77-69
	Home		W	77-62
1956	Away		W	71-67
Feb./1957	Home	3OT	L	90-92
12/30/1972	Home		W	103-92
1/25/1974	Away		W	77-74
12/9/1978	Home		W	57-51
12/8/1979	Away		L	59-62

FURMAN (0-1) (H 0-0, A 0-0, N 0-1)

12/5/1981	Neutral		L	80-86

G • G • G

GEORGIA TECH (0-1) (A 0-1)

12/22/1990	Away		L	94-135

GEORGETOWN (2-1) (N 2-1)

12/15/1979	Neutral		L	63-69
11/16/2018	Neutral		W	65-52
11/18/2022	Neutral		W	84-66

GONZAGA (22-83) (H 13-25, A 7-45, N 2-5)

1953	Away		L	71-75
12/5/1973	Away		L	72-86
1976	Neutral		W	68-59
11/30/1978	Away		L	55-70
1/28/1980	Away		L	#92-80
2/16/1980	Home		L	#84-79
1/24/1981	Away		L	48-64
2/20/1981	Home	OT	L	60-63
2/4/1982	Away		L	69-78
2/13/1982	Home		L	68-79
1/12/1983	Away	OT	W	74-70
1/22/1983	Home		W	66-61
3/3/1983	Away		L	77-87
1/2/1984	Home	OT	W	70-68
1/28/1984	Away		L	66-84
2/24/1984	Home		L	70-73
1/26/1985	Away		L	68-72
2/21/1985	Home		L	49-51
1/18/1986	Away		W	66-54
2/21/1986	Home		L	79-81
1/17/1987	Home	OT	L	101-114
2/12/1987	Away		L	88-93
1/23/1988	Away		W	85-72
1/29/1988	Home		W	116-100
1/20/1989	Away		W	113-104
2/18/1989	Home		W	147-136
3/4/1989	Neutral		W	101-98
1/19/1990	Home		W	144-100
1/27/1990	Away		W	99-88
3/3/1990	Home		W	121-84
2/7/1991	Away		W	91-79
2/16/1991	Home		W	86-76
1/18/1992	Away	OT	L	95-97
2/28/1992	Home		W	95-92
1/16/1993	Home		L	64-65
2/25/1993	Away		L	73-87
2/4/1994	Home		W	82-80
2/12/1994	Away		L	85-121
3/5/1994	Neutral		L	76-91
2/2/1995	Away		L	72-88
2/11/1995	Home		L	53-58
2/2/1996	Home		W	83-69
2/11/1996	Away		L	68-81
1/23/1997	Away		L	60-71
2/1/1997	Home		L	75-77
1/9/1998	Home		L	62-93
2/21/1998	Away		L	84-107
2/28/1998	Away		L	78-79
1/7/1999	Away		L	78-105
2/20/1999	Home		L	72-85
2/5/2000	Away		L	56-103
2/11/2000	Home		L	77-101
2/3/2001	Home		L	64-84
2/15/2001	Away		L	68-101
1/19/2002	Home		L	60-94
2/14/2002	Away		L	51-72
3/2/2002	Neutral		L	62-82
1/9/2003	Away		L	73-85
2/8/2003	Home		W	80-74
1/10/2004	Home		L	60-74
2/7/2004	Away		L	57-87
1/13/2005	Away		L	65-76
2/12/2005	Home		L	58-61
1/16/2006	Away		L	80-92
2/18/2006	Home		L	70-79
3/6/2006	Away		L	67-68
1/6/2007	Away		L	62-97
2/5/2007	Home		W	67-61
1/12/2008	Home		L	68-91
2/11/2008	Away		L	50-83
1/24/2009	Home		L	60-93
2/19/2009	Away		L	54-91
1/23/2010	Away		L	69-85
2/18/2010	Home		W	73-66
3/7/2010	Neutral		L	62-77
1/15/2011	Away		L	59-79
2/10/2011	Home		L	57-67
1/14/2012	Home		L	58-62
2/11/2012	Away		L	59-78
1/31/2013	Home		L	43-88
2/9/2013	Away		L	55-74
3/9/2013	Neutral		L	48-66
1/18/2014	Home		L	72-82
2/15/2014	Away		L	67-86
1/17/2015	Home		L	55-72
2/12/2015	Away		L	51-80
12/23/2015	Away		L	62-85
2/4/2016	Home		L	63-92
1/12/2017	Away		L	55-93
2/9/2017	Home		L	60-90
1/6/2018	Home		L	85-66
2/15/2018	Away		L	76-46
3/3/2018	Neutral		L	83-69
1/17/2019	Away		L	73-55
2/14/2019	Home		L	73-60
1/11/2020	Home		L	62-87
2/6/2020	Away		L	67-85
2/27/2021	Away		L	69-86
1/27/2022	Away		L	89-55
1/19/2023	Away		W	68-67
2/16/2023	Home		L	108-65
1/30/2024	Away		L	58-92
2/15/2024	Home		L	74-91
1/4/2025	Home		L	96-68
2/6/2025	Away		L	73-53

GRAMBLING STATE (1-0) (N 1-0)

12/7/2019	Home		W	83-67

GRAND CANYON (2-1) (H 0-1, A 1-0, N 1-1)

11/8/2013	Neutral		W	78-75
11/29/2021	Home		L	72-78
12/3/2022	Away		W	69-65

H • H • H

HAMLINE (0-1) (N 0-1)

1948	Neutral		L	40-54

HARDIN-SIMMONS (2-0) (A 1-0, N 1-0)

1946	Away		W	45-27
11/27/1982	Neutral		W	77-61

HARVARD (0-1) (H 0-1)

11/19/2011	Home		L	67-77

HASTINGS COLLEGE (1-0) (N 1-0)

1937	Neutral		W	50-16

HAWAII (10-6) (H 3-0, A 4-4, N 1-0)

1952	Home		W	57-51
1956	N/A		W	81-58
	N/A		W	70-61
1957	N/A		L	62-79
	N/A		L	68-91
12/18/1959	Neutral		W	71-53
12/12/1961	Away		W	79-60
12/15/1961	Away		W	75-57
12/16/1961	Away		W	67-66
1/3/1962	Home		W	82-55
1/4/1972	Home		W	88-78
12/21/1973	Away	OT	L	*73-82
12/22/1973	Away		L	*66-83
12/27/1980	Away		L	79-102
12/19/1995	Away		W	82-80
12/20/2005	Away		L	63-66

HOLY CROSS (1-0) (H 1-0)

12/30/1987	Home		W	127-104

HOUSTON (0-1) (A 0-1)

12/15/1969	Away		L	91-116

HOUSTON BAPTIST (1-0)(N 1-0)

11/30/1985	Neutral		W	67-59

I • I • I

IDAHO (1-2) (H 1-0, A 0-1, N 0-1)

1948	Home		W	58-49
1953	Away		L	48-77
11/26/1982	Neutral		L	60-67

IDAHO STATE (5-2) (H 3-0, A 1-2, N 1-0)

12/8/1973	Home		W	73-71
12/2/1974	Away		L	70-92
12/1/1990	Neutral		W	114-110
12/2/2000	Away		L	68-71
11/17/2001	Home		W	67-56
11/23/2011	Away	OT	W	79-76
12/10/2011	Home	OT	W	80-72

ILLINOIS (0-1) (A 0-1)

11/29/1980	Away		L	65-98

ILLINOIS-BENEDICTINE (1-0) (H 1-0)

12/27/1984	Home		W	92-62

LMU HOOPS' HISTORY

ILLINOIS-CHICAGO (0-1) (H O-1)

12/18/1984	Home		L	58-59

INCARNATE WORD (2-0) (H 1-0, A 1-0)

12/17/2016	Home	OT	W	91-90
11/22/2017	Away		W	91-87

INDIANA STATE (1-2) (A 0-1, N 1-1)

1948	Away	OT	L	54-56
1950	Neutral		W	54-51
11/22/2019	Neutral		L	60-72

IOWA (0-2) (A 0-1)

1955	N/A	L	61-84
12/6/1986	Away	L	80-103

IOWA STATE (0-1) (A 0-1)

11/15/2008	Away	L	55-67

J • J • J

JACKSON STATE (1-0) (H 1-0)

11/14/2023	Home	W	88-66

JACKSONVILLE (1-0) (A 1-0)

12/2/1989	Away	W	106-105

K • K • K

KANSAS STATE (0-1)

1955	N/A	L	66-92

L • L • L

LA SALLE (1-1) (H 0-1, A 1-0)

1/6/1990	Away	W	121-116
12/31/1990	Home	L	118-133

LA SIERRA (3-0) (H 3-0)

11/14/2010	Home	W	100-62
12/3/2011	Home	W	87-45
12/21/2013	Home	W	100-83

LA VERNE (8-3) (H 1-0, A 2-1, N 1-1)

1930	Neutral	L	18-36
1931	Away	L	19-28
1937	N/A	W	54-21
1939	Away	W	32-27
1940	N/A	W	55-28
1941	N/A	L	44-47
1942	N/A	W	56-29
	N/A	W	47-31
1947	Away	W	38-19
1952	Neutral	W	74-42
1953	Home	W	97-48

LEHIGH (1-0) (H 1-0)

12/30/1991	Home	W	106-97

LEMOYNE (0-1) (A 0-1)

1952	Away	L	74-79

LIFE PACIFIC (2-0) (H 2-0)

11/7/2022	Home	W	99-49
11/4/2025	Home	W	99-56

LONG BEACH ST. (10-19)(H 6-5, A 4-13, N 0-1)

12/22/1962	Away	L	61-68
1/19/1968	Home	W	97-80
12/26/1969	Away	L	65-81
12/15/1971	Away	L	67-73
12/23/1972	Away	L	77-105
12/11/1973	Away	L	58-84
1976	Neutral	L	69-85
12/5/1978	Away	L	65-74
12/19/1980	Neutral	L	63-66
1/3/1983	Away	L	90-104
12/8/1983	Home	L	71-73
12/13/1986	Home	W	98-87
12/13/1987	Away OT	L	113-117
11/17/1998	Home OT	L	92-98
12/18/1999	Away	L	64-95
12/18/2000	Home	L	54-57
12/18/2001	Away	W	76-68
12/14/2002	Home	W	76-68
12/23/2003	Away	L	68-71
12/4/2004	Home	W	73-57
11/30/2005	Away	L	85-93
12/22/2006	Home	L	65-66
12/5/2007	Away	L	52-77
12/21/2009	Home OT	W	85-80
11/27/2010	Away OT	W	80-77
11/29/2012	Home	L	70-73
11/14/2013	Away	W	74-73
12/4/2020	Home	W	85-61
12/4/2021	Away	W	77-74

LOS ANGELES BAPTIST (1-0)(H 1-0)

11/24/1984	Home	W	82-43

LOS ANGELES CC (1-1)

1937	N/A	W	26-23
1942	N/A	L	20-36

LOUISIANA STATE (0-2) (A 0-2)

2/3/1990	Away OT	L	141-148
12/20/1990	Away	L	114-122

LOUISVILLE (1-1) (H 1-0, A 0-1)

1949	Away	L	46-47
1950	Home	W	68-47

LOYOLA-CHICAGO (4-3) (H 3-0, A 1-3)

1952	Away	L	60-71
12/19/1986	Away	L	93-115
12/28/1987	Home	W	99-89
12/17/1994	Home	W	80-71
12/28/1995	Away	L	65-66
12/21/2000	Away	W	63-53
11/22/2002	Home	W	85-79

LOYOLA (MARYLAND) (2-0) (H 2-0)

12/29/1986	Home	W	103-98
11/25/1991	Home	W	101-87

M • M • M

MARIST (3-0) (H 1-0, A 1-0, N 1-0)

12/28/1988	Home	W	131-107
1/2/1992	Away	W	84-80
11/23/2013	Neutral	W	76-70

MARQUETTE (1-2) (H 0-1, A 1-0, N 0-1)

12/28/1980	Neutral	L	80-91
12/31/1986	Home	L	65-75
1/6/1988	Away	W	102-98

MARSHALL (1-0) (N 1-0)

1948	Neutral	W	60-46

MCNEESE STATE (1-0) (H 1-0)

11/19/2017	Home OT	W	92-86

MERCER (1-0) (A 1-0)

11/24/2007	Away OT	W	97-92
12/22/2008	Home	L	52-75

MIAMI-OHIO (1-0) (N 1-0)

12/29/1981	Neutral	W	84-82

MICHIGAN (1-0) (N 1-0)

3/18/1990	Neutral	W	149-115

MICHIGAN STATE (0-2) (N 0-2)

12/29/1979	Neutral	L	65-82
12/121992	Neutral	L	70-73

MIDDLE TENNESSEE (0-1) (H 0-1)

11/13/2011	Home	L	51-58

MINNESOTA (0-3) (A 0-3)

1/3/2005	Away	L	67-93
11/28/2020	Away	L	73-88
11/30/2020	Away	L	64-67

MISSISSIPPI (0-1) (H 0-1)

12/19/2012	Home	L	70-73

MISSISSIPPI STATE (0-1) (A 0-1)

11/13/2006	Away	L	37-61
12/19/2007	Home	L	54-85

MISSISSIPPI VALLEY STATE (1-0) (N 1-0)

11/14/2001	Neutral	W	74-65

MISSOURI-KANSAS CITY (1-0) (H 1-0)

1/10/1984	Home	W	57-54

MISSOURI-WESTERN (1-0) (N 1-0)

11/30/1974	Neutral	W	91-77

MONMOUTH (1-1) (H 1-0, A 0-1, N 0-0)

11/20/2004	Home	W	83-70
12/31/2006	Away	L	53-81

MONTANA (1-8) (H 0-4, A 0-4, N 1-0)

12/23/1983	Home	L	80-92
1/5/1985	Away	L	58-74
12/30/2001	Away	L	67-82
11/29/2002	Neutral	W	65-62
12/21/2002	Home	L	68-75
11/21/2005	Home	L	75-81
12/6/2005	Away	L	61-69
11/15/2009	Away	L	63-64
12/10/2009	Home	L	73-82

MONTANA STATE (0-3) (H 0-2, A 0-1)

1925	Home	L	n/a
1/4/1985	Away	L	60-78
1/3/1986	Home	L	71-72

MORGAN STATE (4-3) (H 3-2, N 1-0, A 0-1)

11/22/1991	Neutral	W	140-110
11/12/2010	Home	L	79-81
12/21/2011	Away	L	45-69
12/27/2012	Home	W	79-62
12/26/2016	Home	W	70-49
12/28/2019	Home	L	71-74
11/23/2022	Home OT	W	81-80

N • N • N

NEBRASKA (0-2) (N 0-2)

12/12/1980	Neutral	L	66-67
12/23/2014	Neutral OT	L	42-50

NEVADA (30-19) (H 15-3, A 14-16, N 1-0)

1946	Away	L	39-51
	Away	L	47-57
1947	Home	W	48-42
1948	Away	W	42-33
1949	Home	W	55-47
1950	Away	W	58-56
	Away	L	62-72
1951	Away	W	79-67
	Away	L	43-60
1953	Away	W	67-65
	Away	W	73-61

LMU HOOPS' HISTORY

1954	Away		W	80-57
	Away		W	87-58
1/29/1960	Away		L	85-88
1/30/1960	Away		W	82-54
1/26/1961	Home		W	93-65
1/27/1960	Home		W	72-61
2/12/1970	Home		W	99-83
3/5/1970	Away		W	87-80
1/9/1971	Away		W	97-68
2/13/1971	Home		W	74-64
1/13/1972	Home		W	91-61
2/24/1972	Away		W	105-81
1/4/1973	Home		W	102-86
2/15/1973	Away		L	84-101
2/1/1974	Away		W	80-79
2/28/1974	Home		W	82-70
1/11/1975	Home		W	109-84
2/19/1975	Away		W	88-77
1976	Away		L	74-94
2/21/1976	Home	OT	W	71-69
1977	Home		W	74-64
	Away		L	65-79
1/13/1978	Home		L	58-71
2/4/1978	Away		L	77-88
1/11/1979	Away		L	84-88
2/3/1979	Home		L	62-70
12/21/1981	Away		L	85-93
12/30/1988	Away		W	130-125
11/25/1989	Home		W	145-102
11/29/1991	Away		L	116-120
12/23/1992	Home		L	65-70
12/20/1995	Neutral		W	75-67
11/14/2016	Away		L	64-79
11/9/2019	Away		L	72-67
12/18/2021	Away		L	63-68
12/3/2022	Home		W	64-52
12/2/2023	Away		L	59-73
12/7/2024	Home		W	83-54

NEW MEXICO (0-5) (A 0-5)

12/7/1966	Away		L	59-77
12/18/1967	Away		L	76-77
12/16/1979	Away		L	#71-70
1/7/1984	Away		L	58-66
11/18/2007	Away		L	58-86

NEW MEXICO STATE (3-7) (H 1-1, A 0-4, N 1-1)

1938	N/A		W	44-42
	N/A		L	43-58
1939	Away		L	34-44
	Away		L	37-57
1940	Neutral		L	40-45
1947	Home		W	68-50
1/20/1973	Away		L	69-75
3/16/1990	Neutral		W	111-92
11/17/2006	Home		W	71-69
12/28/2008	Away		L	62-104
12/11/2021	Home		L	58-63

NIAGARA (1-1) (H 1-0, A 0-1)

1952	Away		L	57-76
12/30/1989	Home		W	122-87

NORTH ALABAMA (1-0) (H 1-0)

12/22/24	Home		W	85-69

NORTH CAROLINA (0-1) (N 0-1)

3/19/1988	Neutral		L	97-123

NORTH CAROLINA ST. (2-1)(H 1-0, A 0-1, N 1-0)

1948	Neutral		W	61-59
1949	Away		L	47-62
12/16/1966	Home		W	60-53

NORTH DAKOTA (1-1) (H 0-1, N 1-0)

11/14/2009	Neutral		W	83-60
11/22/2024	Home		L	77-73

NORTH TEXAS STATE (0-2) (H 0-1, N 0-1)

12/22/1981	Neutral		L	103-112
12/4/2011	Home		L	63-76

NORTHEASTERN (0-1) (N 0-1)

11/24/1990	Neutral		L	123-152

NORTHERN ARIZONA (8-2)(H 3-1, A 3-1, N 2-0)

1937	Away		L	26-34
	Away		W	27-23
1952	Home		W	95-62
12/1/1973	Neutral		W	78-63
1/6/1996	Away		W	67-61
12/18/1996	Home		L	56-77
12/29/2004	Neutral		W	69-64
11/26/2011	Home		W	81-61
12/5/2012	Away	OT	W	92-86
11/17/2013	Home		W	90-78
12/13/2014	Away		L	69-71

NORTHERN COLROADO (3-0) (H 2-0, A 1-0)

1/20/2004	Home		W	74-56
11/24/2004	Away		W	83-51
12/17/2005	Home		W	76-63

NORTHERN IOWA (0-1) (N 0-1)

11/22/2013	Neutral		L	81-90

NOTRE DAME, COLLEGE OF (1-0)(H 1-0)

12/1/1992	Home		W	80-77

NOTRE DAME (2-4) (H 0-2, A 2-2)

1/19/1966	Away		W	96-86
12/5/1994	Home	OT	L	73-76
12/30/1995	Away		L	51-84
1/2/2000	Away		L	57-75
11/21/2008	Home		L	54-65
12/12/2009	Away		W	87-85

O • O • O

OAKLAND (0-1) (N 0-1)

11/20/2023	Neutral		L	69-74

OCCIDENTAL (29-5) (H 13-2, A 4-2, N 1-0)

1907	N/A		W	19-17
	N/A		W	44-22
1911	N/A		W	29-28
1937	N/A		W	41-35
1938	Neutral		W	44-30
1946	Home		L	39-46
	Away		W	47-44
1947	Away		L	37-39
1948	Home		L	46-48
1949	Home		W	68-56
1950	Home		W	80-48
1952	Home		W	70-47
1954	Away		W	82-65
1955	N/A		W	86-61
1956	N/A		L	69-76
	N/A		W	74-62
	N/A		W	61-60
1957	N/A		W	62-56
	N/A		W	64-51
	N/A		W	57-53
1/3/1959	N/A		W	66-46
12/12/1959	Home		W	78-44
12/6/1960	Home		W	77-56
12/1/1961	Home		W	87-58
1/23/1964	Home		W	94-91
12/1/1964	Home		W	82-65
12/1/1965	Away		L	73-85
12/2/1966	Home		W	89-59
12/1/1967	Away		W	90-77
11/30/1968	Home		W	95-81
12/2/1969	Away		W	84-65
12/1/1970	Home		W	89-74
1/8/2000	Home		W	69-50
1/2/2002	Home		W	81-55

OHIO (1-0) (N 1-0)

11/18/2018	Neutral		W	65-56

OHIO STATE (0-1) (A 0-1)

1976	Away		L	62-64

OKLAHOMA (1-4) (H 1-1, A 0-3)

12/16/1967	Home		W	94-76
12/3/1979	Away		L	82-87
12/17/1988	Away		L	103-136
12/23/1989	Home		L	121-136
12/15/1990	Away		L	112-172

OKLAHOMA STATE (0-4) (H 0-1, A 0-2, N 0-1)

1950	Home		L	48-62
1951	Away		L	43-73
	Away		L	44-60
12/13/1980	Neutral		L	81-87

ORAL ROBERTS (2-5) (H 2-0, A 0-4, N 0-1)

12/30/1971	Away		L	86-103
1/27/1973	Away		L	100-121
1/5/1976	Away		L	65-90
1/7/1993	Home		W	88-76
1/10/1994	Away		L	69-83
11/10/2006	Home		W	68-65
11/22/2012	Neutral		L	66-75

OREGON (0-2) (H 0-1, A 0-1)

1925	Home		L	n/a
12/13/1997	Away		L	73-78

OREGON STATE (2-4) (H 1-1, A 1-3)

12/9/1987	Away		L	69-84
12/7/1988	Home		L	90-100
12/19/1989	Away		W	117-113
12/2/2015	Away		L	70-79
12/2/2017	Away		L	78-74
1/2/2025	Home		W	82-61

P • P • P

PACIFIC (37-34) (H 20-14, A 14-18, N 3-2)

1954	Home		W	76-56
	Away		L	53-64
1955	Home		W	84-62
	Home		W	71-67
	Away		W	58-55
	Home		W	70-63
1956	Away		L	67-84
1957	Home		W	80-69
1958	Away		L	42-63
	Home		L	53-57
1/10/1959	Home		L	57-70
2/20/1959	Away		L	47-62
12/26/1959	Neutral		W	62-58
2/3/1960	Away		W	66-53
2/27/1960	Home		W	54-42
2/17/1961	Away		W	70-61
3/3/1961	Home		W	76-59
2/16/1962	Home		L	52-59
3/2/1962	Away		L	58-73
12/15/1962	Away		W	75-52
2/6/1963	Away		W	72-61
2/16/1963	Home		W	56-51
2/7/1964	Away		L	65-94
2/28/1964	Home		W	43-42
12/26/1964	Neutral		L	61-67
1/8/1965	Away		L	84-94
2/19/1965	Home		L	78-80
2/5/1966	Home		L	72-85

LMU HOOPS' HISTORY

2/19/1965	Away		L	63-83
2/3/1967	Home		L	62-67
2/23/1967	Away		L	70-89
2/1/1968	Away		W	89-82
2/23/1968	Home		W	85-82
1/17/1969	Away		L	66-89
2/22/1967	Home		W	67-59
1/8/1970	Home		L	71-86
2/19/1970	Away		L	77-78
2/6/1971	Away		L	66-85
2/27/1971	Home		L	75-88
12/3/1983	Neutral		L	63-79
12/7/1985	Away		W	76-73
12/5/1987	Home		W	130-103
12/27/1990	Away		W	91-90
12/3/1991	Home		W	96-80
12/12/1998	Home		W	71-62
11/23/1999	Home		L	46-78
11/24/2006	Neutral	2OT	W	88-85
3/17/2010	Home		L	76-86
1/23/2014	Away		W	92-81
2/8/2014	Home		L	72-82
1/1/2015	Home		L	63-77
1/31/2015	Away	OT	W	76-71
1/9/2016	Home		L	58-60
2/11/2016	Away		W	77-72
12/30/2017	Away	OT	L	88-82
2/24/2018	Home		W	74-71
1/31/2019	Home		W	60-42
2/23/2019	Away		W	63-56
1/30/2020	Away		L	50-62
2/27/2020	Home		L	53-60
1/16/2021	Away		L	49-58
2/13/2021	Home		W	80-76
2/19/2022	Away		L	68-69
2/26/2022	Home		W	90-77
3/3/2022	Neutral		W	86-66
12/31/2022	Away		L	78-72
2/18/2023	Home		W	90-88
1/13/2024	Home		W	81-64
2/24/2024	Away		W	86-63
1/23/2025	Away		W	73-68
2/13/2025	Home		L	83-58

PACIFICA (1-0) (N 1-0)

11/9/2012	Home		W	108-49

PENNSYLVANIA (0-1) (N 0-1)

12/4/1981	Neutral		L	69-70

PEPPERDINE (76-105) (H 45-37, A 21-55, N 6-7)

1941	N/A		W	30-18
	N/A		W	42-23
1942	N/A		L	38-41
	N/A		W	28-26
1943	N/A		L	29-42
1947	N/A		L	46-52
	Away		L	36-41
	Away		W	31-28
	Away		L	33-44
	Home		W	42-40
	Away		L	38-55
1948	Home		L	43-44
	Away		L	47-50
1949	Home		W	52-44
	Away		L	43-58
	Home		L	42-57
1950	Away		L	46-48
	Home		L	50-56
	Neutral		L	58-59
1951	Away		L	54-75
	Neutral		L	55-58
	Home		W	72-52
1952	Away		L	58-60
1953	Away		W	68-66
	Home		L	54-59
1954	Neutral		L	56-62
	Away		L	79-81
	N/A		W	67-63
1955	N/A		L	74-76
1956	Away		W	66-65
	Home		W	70-64
1957	Home		W	77-67
	Away		L	73-84
	N/A		L	48-64
1958	N/A		L	53-54
1/13/1959	Home		L	41-55
3/3/1959	Away		L	55-78
12/2/1959	Home		W	87-66
1/12/1960	Away		L	60-70
3/1/1960	Home		W	76-60
12/30/1960	Neutral		W	71-62
1/10/1961	Home		W	84-71
3/7/1961	Away		W	82-64
1/16/1962	Home		W	64-54
3/10/1962	Home		L	59-68
12/28/1962	Away		L	58-92
2/19/1963	Home		L	49-56
3/5/1963	Home		L	55-73
12/28/1693	Neutral		W	76-60
1/4/1964	Home		W	78-76
2/1/1964	Home		W	95-91
1/30/1965	Away		W	89-79
2/23/1965	Home		L	71-78
12/29/1965	Neutral		W	108-80
1/7/1966	Home		W	82-75
2/22/1966	Away		W	93-74
1/6/1967	Home		W	94-76
2/17/1967	Away		W	90-82
1/27/1968	Home		W	85-79
2/17/1968	Away		W	91-69
1/4/1969	Home		W	71-58
2/15/1969	Away		L	64-69
1/17/1970	Home		W	77-72
1/31/1970	Away		L	72-88
1/30/1971	Home		W	73-65
3/6/1971	Home		W	77-66
1/30/1972	Home		L	82-86
2/12/1972	Home		W	107-105
2/6/1973	Home		W	103-91
2/10/1973	Away		L	80-85
2/5/1974	Away		W	50-49
2/12/1974	Home		W	62-59
1/27/1975	Away		W	90-79
2/8/1975	Home		W	83-71
2/3/1976	Home		W	70-67
2/10/1976	Away		L	70-87
1977	Away		L	57-69
	Home		W	62-58
12/10/1977	Away		L	76-79
1/20/1978	Home		W	75-71
1/27/1978	Away		L	58-60
1/19/1979	Away		L	65-74
1/26/1979	Home		L	71-104
1/12/1980	Away		L	74-88
2/12/1980	Home		W	85-84
2/7/1981	Away		L	89-106
3/1/1981	Home		L	86-92
1/30/1982	Away		L	79-92
3/4/1981	Home	OT	L	104-105
2/12/1983	Home		L	92-101
3/10/1983	Away		L	91-99
2/11/1984	Away		W	81-79
3/8/1984	Home		L	70-76
1/17/1985	Home		L	62-77
3/2/1985	Away		L	77-86
2/15/1986	Home		L	64-79
3/5/1986	Away		L	82-87
1/24/1987	Away		L	83-94
2/25/1987	Home		W	98-78
2/17/1988	Away		W	107-95
2/20/1988	Home		W	142-127
3/6/1988	Neutral		W	109-106
1/25/1989	Away		L	79-104
1/29/1989	Home		W	99-86
3/5/1989	Neutral		W	112-98
2/14/1990	Home		W	131-116
2/17/1990	Away		L	123-131
1/16/1991	Away		L	79-91
1/19/1991	Home		L	95-101
1/11/1992	Away		L	84-94
2/22/1992	Home		L	89-103
2/17/1993	Home		L	66-78
2/20/1993	Away		L	54-80
3/6/1993	Neutral		L	66-80
1/26/1994	Away		W	76-74
1/29/1994	Home		L	56-86
1/25/1995	Home		W	80-69
1/28/1995	Away	OT	L	65-74
2/14/1996	Away		W	74-64
2/17/1996	Home		W	75-62
1/15/1997	Home		L	52-59
1/18/1997	Away		W	64-60
1/21/1998	Away	OT	W	81-79
1/24/1998	Home		L	67-70
2/3/1999	Home		W	90-77
2/6/1999	Away		L	83-97
2/16/2000	Away		L	73-95
2/19/2000	Home		L	65-77
3/4/2000	Neutral		L	49-83
1/17/2001	Home		L	65-81
1/20/2001	Away		L	54-75
1/30/2002	Away		L	59-84
2/2/2002	Home		L	78-89
1/25/2003	Home		L	67-70
2/22/2003	Away		L	71-94
1/24/2004	Away		L	67-82
2/21/2004	Home		L	65-67
3/6/2004	Neutral		L	67-78
1/29/2005	Home		W	63-46
2/26/2005	Away		L	76-82
3/4/2005	Neutral		L	79-91
1/28/2006	Away		L	62-70
2/11/2006	Home	OT	W	89-78
1/20/2007	Home		L	55-57
2/17/2007	Away		L	88-95
1/26/2008	Away		L	64-87
2/23/2008	Home		L	63-72
1/10/2009	Away		L	57-59
2/7/2009	Home		L	43-58
1/9/2010	Away		L	75-79
2/6/2010	Home		W	77-61
3/5/2010	Neutral		W	87-84
1/22/2011	Away		L	75-78
2/16/2011	Home		W	82-79
1/12/2012	Away		W	68-58
2/2/2012	Home		W	67-57
1/24/2013	Home		L	57-60
2/14/2013	Away		L	50-52
2/1/2014	Away		L	69-80
2/20/2014	Home		L	69-72
12/29/2014	Home		L	56-69
2/28/2015	Away		L	49-65
1/2/2016	Away	OT	L	65-68
2/27/2016	Home	2OT	W	90-83
1/5/2017	Away		L	70-71
2/18/2017	Home		W	82-61
1/25/2018	Away		L	71-70
2/10/2018	Home		W	85-79
1/3/2019	Away		L	77-62
1/19/2019	Home		W	74-70
3/8/2019	Neutral		L	68-65
1/16/2020	Away		L	75-67
2/1/2020	Home		L	67-68
2/25/2021	Away		W	81-74
1/20/2022	Home	OT	W	85-80
1/28/2023	Home		W	84-70
2/25/2023	Away		W	75-67
1/20/2024	Away		W	68-61

LMU HOOPS' HISTORY

2/10/2024	Home		L	63-72
2/11/2025	Away		W	69-60
2/22/2025	Home		W	93-82

PITTSBURGH (1-1) (H 1-0, A 0-1)

1949	Home		W	54-45
12/6/2013	Away		L	68-85

POINT LOMA (2-1) (H 2-1)

12/6/1980	Home		W	93-85
1/15/1983	Home		W	105-94
1/6/2003	Home		L	71-73

POMONA COLLEGE (3-1) (A 1-0, N 1-0)

1907	N/A		W	47-22
1947	Neutral		W	51-49
1948	Home		L	43-47
1951	Away		W	39-28

PORTLAND (61-54) (H 33-17, A 21-34, N 7-3)

1954	Home		W	89-57
	Away		W	80-75
12/14/1962	Away		L	69-72
12/27/1962	Away		W	71-68
1/29/1963	Away		W	66-58
12/16/1972	Home		L	79-80
1976	Away		W	68-67
1977	Home	2OT	W	95-86
	Away		L	72-78
1/5/1978	Away		L	66-99
2/24/1978	Home		L	86-94
2/9/1979	Home		W	67-62
2/17/1979	Away		L	90-106
2/1/1980	Home		L	75-89
2/22/1980	Away		L	77-92
1/22/1981	Away		W	69-66
2/21/1981	Home	OT	L	84-85
2/6/1982	Away	OT	L	72-76
2/12/1982	Home		L	61-68
1/21/1983	Home		W	88-81
3/5/1983	Away		L	86-89
1/26/1984	Away		W	55-51
2/25/1984	Home		W	84-75
1/24/1985	Away		W	57-53
2/23/1985	Home		L	63-70
12/28/1985	Neutral		L	56-77
1/16/1986	Away		W	66-56
2/22/1986	Home		W	66-64
1/16/1987	Home		W	70-67
2/14/1987	Away		L	66-78
1/21/1988	Away		W	134-106
1/30/1988	Home		W	122-109
3/5/1988	Neutral		W	110-104
1/21/1989	Away		W	100-90
2/17/1989	Home		W	144-92
1/20/1990	Home		W	131-106
1/25/1990	Away		W	126-103
2/9/1991	Away		W	128-96
2/15/1991	Home		W	105-84
1/16/1992	Away		L	94-95
2/29/1992	Home		W	93-86
1/15/1993	Home		W	80-65
2/27/1993	Away		L	66-69
2/5/1994	Home		W	91-79
2/10/1994	Away		W	88-79
2/4/1995	Away		L	61-71
2/10/1995	Home	2OT	W	97-94
3/6/1995	Neutral		L	68-74
2/3/1996	Home		W	70-62
2/8/1996	Away		L	77-97
1/25/1997	Away		L	64-75
1/31/1997	Home		W	69-60
1/10/1998	Home		L	65-67
2/19/1998	Away		L	68-71
1/9/1999	Away		L	69-72
2/19/1999	Home		W	70-61
2/3/2000	Away		L	70-86
2/12/2000	Home		L	55-56
2/2/2001	Home		W	81-69
2/17/2001	Away		W	91-87
1/18/2002	Home		W	85-77
2/16/2002	Away	OT	L	79-83
1/11/2003	Away		L	68-73
2/6/2003	Home		W	86-71
3/7/2003	Neutral		W	65-63
1/12/2004	Home		L	68-77
2/5/2004	Away		L	59-74
35/2004	Neutral		W	82-77
1/16/2005	Away		L	57-74
2/10/2005	Home		L	50-54
1/14/2006	Away		W	84-68
2/20/2006	Home		L	59-71
1/8/2007	Away		L	65-81
2/3/2007	Home		W	74-59
3/2/2007	Away		L	41-55
1/14/2008	Home		W	73-68
2/9/2008	Away		L	63-74
1/22/2009	Home		L	59-75
2/21/2009	Away		L	65-73
1/21/2010	Away		L	39-79
2/20/2010	Home	OT	W	77-68
1/13/2011	Away	2OT	L	78-79
2/12/2011	Home		L	48-71
3/4/2011	Neutral		W	72-68
1/28/2012	Home		W	62-59
2/9/2012	Away		W	76-62
1/12/2013	Home		L	64-68
2/7/2013	Away		L	60-69
3/6/2013	Neutral		W	65-54
1/16/2014	Home		L	57-71
2/13/2014	Away		L	64-71
3/6/2014	Neutral		W	67-64
1/15/2015	Home		W	80-68
2/14/2015	Away		L	63-66
12/21/2015	Away		L	60-87
2/6/2016	Home		L	78-92
1/14/2017	Away		W	79-78
2/11/2017	Home		W	66-60
1/20/2018	Home		L	72-65
2/3/2018	Away		L	68-66
3/2/2018	Neutral		W	78-72
1/5/2019	Home		W	76-64
2/9/2019	Away		W	72-55
1/23/2020	Home		W	77-65
2/22/2020	Away		W	66-58
1/25/2021	Away		W	75-50
1/17/2022	Home		W	70-58
2/12/2022	Away		L	76-86
12/29/2022	Away		W	92-72
1/26/2023	Home		W	79-60
1/25/2024	Home		W	92-65
3/2/2024	Away		L	60-70
3/8/2024	Neutral		L	70-78
1/30/2025	Home		W	88-63
2/15/2025	Away		L	89-78

PORTLAND STATE (4-5) (H 3-3, A 1-2)

12/16/1997	Home	OT	W	88-84
12/16/2000	Home		L	54-57
1/5/2002	Away		L	78-90
2/19/2011	Away		L	75-84
12/1/2012	Home		W	66-56
11/25/2016	Home		W	78-62
12/6/2017	Home		L	94-85
12/15/2018	Away		W	85-58
12/19/2019	Home		L	76-66

PRAIRIE VIEW A&M (3-0) (H 3-0)

12/13/2019	Home		W	79-76
11/27/2021	Home		W	83-80
12/14/2024	Home		W	76-75

PRESBYTERIAN (1-0) (N 1-0)

11/17/2007	Neutral		W	83-76

PRINCETON (0-1) (A 0-1)

3/10/1991	Away		L	48-76

PROVIDENCE (0-2) (H 0-1, A 0-1)

12/28/1996	Home		L	76-83
12/23/1997	Away		L	74-89

PUGET SOUND (1-0) (A 1-0)

1953	Away		W	80-71

PURDUE (0-1) (A 0-1)

12/1/1980	Away		L	75-104

Q • Q • Q

QUINCY (1-0) (H 1-0)

12/4/1971	Home		W	105-71

R • R • R

REDLANDS (7-0) (H 2-0, A 1-0)

1937	N/A		W	41-29
1940	N/A		W	33-24
1942	N/A		W	31-25
1946	Away		W	55-38
1947	Home		W	41-38
1957	N/A		W	62-54
1/4/1962	Home		W	62-44

REGIS (2-3) (H 1-0)

1955	N/A		L	68-80
1956	N/A		W	82-67
12/20/1958	N/A		L	46-86
1/30/1959	N/A		L	46-51
12/18/1963	Home		W	96-67

RIDER (0-1) (N 0-1)

11/21/2010	Neutral		L	63-73

RUTGERS (0-1) (N 0-1)

12/29/1980	Neutral		L	54-91

S • S • S

SACRAMENTO STATE (7-0) (H 4-0, A 3-0)

12/19/1992	Away		W	66-61
2/22/1994	Home		W	73-71
12/9/2000	Away		W	78-59
12/8/2001	Home		W	95-77
11/25/2002	Home		W	88-55
12/27/2009	Away		W	82-78
12/7/2010	Home		W	69-49

ST. AMBROSE (1-0) (H 1-0)

1/7/1986	Home		W	116-67

ST. BONAVENTURE (0-1) (N 0-1)

11/16/2007	Neutral		L	50-61

ST. JOHN'S (0-1) (A 0-1)

11/29/1987	Away		L	85-88

ST. JOSEPH'S (2-0) (H 1-0, A 1-0)

1/4/1990	Away		W	99-96
12/29/1990	Home		W	126-111

ST. MARTIN'S (1-0) (H 1-0)

1/5/1968	Home		W	102-90

SAINT LOUIS (1-2) (H 1-0, A 0-2)

11/29/2011	Home		W	75-68
12/22/2012	Away		L	44-65
11/16/2024	Away		L	77-71

SAINT MARY'S (55-102) (H 34-40, A 19-54, N 2-4)

1937	N/A		L	32-36

LMU HOOPS' HISTORY

1938	Away		L	31-34
	Home		L	40-43
1939	N/A		L	44-46
	N/A		W	37-33
1940	Away		L	37-33
	Away		L	30-55
1947	Home		W	43-32
1949	Away		L	51-63
1952	Away		L	56-67
1954	Away		L	39-59
	Home		W	63-54
	Home		W	61-54
1956	Away		L	57-65
	Home		L	55-67
1957	Home		W	64-59
	Away		L	42-66
1958	N/A		L	50-63
	N/A		L	53-54
1/9/1959	Home		L	41-50
2/4/1959	Away		L	45-74
2/5/1960	Away		L	51-60
2/26/1960	Home		W	60-59
1/6/1961	Home		W	86-74
2/18/1961	Away		L	61-92
12/29/1961	Neutral		L	55-69
2/7/1962	Away		L	71-72
2/24/1962	Home		L	64-65
12/26/1962	Away		L	71-83
2/9/1963	Away		L	69-84
2/23/1963	Home		L	74-81
2/8/1964	Away		L	81-85
2/29/1964	Home		W	80-73
12/28/1964	Neutral		W	100-70
1/9/1965	Away		L	73-76
2/20/1965	Home		L	75-83
12/28/1965	Neutral		L	86-94
2/4/1966	Home		W	85-74
2/18/1966	Away		W	85-69
2/4/1967	Home		W	70-65
2/25/1967	Away		L	75-77
2/2/1968	Away		W	77-69
2/24/1968	Home		W	87-71
1/18/1969	Away		L	72-78
2/21/1969	Home	OT	W	69-67
1/10/1970	Home		W	92-79
2/21/1970	Away		W	104-82
2/4/1971	Away		W	82-66
2/25/1971	Home		W	95-77
1/6/1972	Home		L	79-82
3/4/1972	Away		W	*Forfeit
2/2/1973	Home		W	97-94
2/23/1973	Away		W	84-77
1/19/1974	Away		L	71-84
2/15/1974	Home		W	76-60
1/18/1975	Away		L	57-87
2/14/1975	Home		W	84-73
1976	Away		L	64-84
	Home	OT	W	84-77
1977	Home		W	58-57
	Away		L	77-82
1/14/1978	Home		W	71-70
2/2/1978	Away		L	97-99
1/13/1979	Away		L	80-98
2/2/1979	Home		L	63-84
1/4/1980	Away	OT	L	104-100
3/1/1980	Home		L	95-81
1/31/1981	Away		L	67-102
2/13/1981	Home		W	81-67
1/23/1982	Home		W	66-62
2/18/1982	Away		L	65-99
2/4/1983	Home	OT	L	90-92
2/19/1983	Away		L	76-78
2/4/1984	Home		W	57-54
2/16/1984	Away		W	84-76
2/2/1985	Home		L	68-78
2/15/1985	Away		W	67-48
1/30/1986	Away		W	81-72
2/8/1986	Home		W	82-61
1/31/1987	Away		L	64-78
2/6/1987	Home		L	68-71
1/16/1988	Home		W	98-81
2/25/1988	Away		W	96-94
2/3/1989	Home		L	104-116
2/11/1989	Away		L	81-95
2/1/1990	Home		W	150-119
2/10/1990	Away		W	139-110
1/25/1991	Away	OT	L	101-103
2/2/1991	Home		W	97-93
1/24/1992	Home		W	84-67
2/1/1992	Away		W	81-76
1/22/1993	Away		L	74-93
1/30/1993	Home		W	59-55
1/14/1994	Home		L	77-82
2/26/1994	Away		L	68-85
1/13/1995	Away		W	72-68
2/25/1995	Home		L	53-63
1/20/1996	Home		L	64-76
1/26/1996	Away		W	66-60
2/8/1997	Away		L	68-73
2/14/1997	Home		L	65-69
3/2/1997	Home		L	62-80
1/31/1998	Home		L	81-99
2/5/1999	Away		W	80-71
1/23/1999	Away		L	81-86
1/29/1999	Home		W	101-87
1/15/2000	Home		L	71-74
2/24/2000	Away		L	65-77
1/26/2001	Away		W	71-63
2/24/2001	Home		W	65-61
1/12/2002	Away		W	75-64
2/8/2002	Home		L	44-62
1/31/2003	Away		L	60-71
3/1/2003	Home		L	62-67
1/31/2004	Home		W	82-77
2/26/2004	Away		W	77-76
1/22/2005	Home		L	66-83
2/17/2005	Away		L	71-72
1/23/2006	Home		W	78-70
2/27/2006	Away		L	70-82
3/6/2006	Neutral		W	66-63
1/29/2007	Away		L	54-69
2/26/2007	Home		L	47-63
1/21/2008	Away		L	55-87
2/16/2008	Home		L	49-80
1/15/2009	Away		L	53-78
2/28/2009	Home		L	57-70
1/30/2010	Home		L	67-85
2/27/2010	Away		L	80-88
1/6/2011	Home		L	75-98
2/5/2011	Away		L	70-79
1/26/2012	Home		L	64-71
2/15/2012	Away		W	75-60
1/5/2013	Away		L	61-74
2/16/2013	Home		L	50-61
1/25/2014	Away		L	61-89
2/6/2014	Home		L	58-77
1/3/2015	Home		L	63-72
1/29/2015	Away		L	54-68
1/7/2016	Home		L	48-73
2/13/2016	Away		L	62-68
3/5/2016	Neutral		L	48-60
12/29/2016	Home		L	60-72
2/16/2017	Away		L	48-81
12/28/2017	Away		L	87-59
2/8/2018	Home		L	83-62
1/12/2019	Home		L	71-60
1/25/2020	Home		L	73-62
2/20/2020	Away		L	57-51
1/21/2021	Home		L	61-65
3/6/2021	Neutral		L	47-52
1/22/2022	Home		L	51-83
2/5/2022	Away		L	60-71
1/12/2023	Away		L	76-62
2/9/2023	Home	OT	W	78-74
1/6/2024	Home		L	64-68
1/27/2024	Away		L	65-70
1/7/2025	Away		L	81-56
2/27/2025	Home		L	58-55

SAM HOUSTON STATE (0-2) (H 0-1, A 0-1)

12/6/2006	Away		L	77-92
12/30/2007	Home		L	66-83

SAMFORD (0-1) (N 0-1)

11/13/2001	Neutral		L	60-72

SAN DIEGO (56-55) (H 30-25, A 21-28, N 3-2)

1956	N/A		W	62-49
12/10/1958	N/A		W	79-31
2/12/1960	Home		W	63-57
2/24/1961	Home		W	78-44
1/30/1962	Home		W	69-31
12/7/1962	Home		W	78-64
12/7/1963	Away		W	77-66
12/14/1963	Home		W	87-85
12/8/1964	Home		W	85-68
12/10/1965	Home		L	57-63
1/7/1967	Away		L	66-74
1/14/1970	Home		W	85-69
2/24/1970	Away		W	97-86
12/6/1977	Away		W	77-75
11/27/1978	Home		W	72-66
1/18/1980	Home		L	83-80
2/9/1980	Away		W	100-82
1/17/1981	Home		W	72-69
2/26/1981	Away		L	66-78
1/22/1982	Home		L	51-58
2/20/1982	Away		L	68-80
1/28/1983	Away		L	67-75
2/26/1983	Home		L	79-82
2/3/1984	Home	OT	L	73-75
2/18/1984	Away		L	56-60
2/8/1985	Home		L	54-62
3/7/1985	Away		W	66-64
2/1/1986	Away		W	72-70
2/7/1986	Home		W	67-59
1/29/1987	Away		L	48-82
2/7/1987	Home	2OT	L	82-88
2/28/1987	Away		L	84-99
1/15/1988	Home		W	115-75
2/27/1988	Away		W	141-126
2/4/1989	Home		W	139-104
2/10/1989	Away		W	104-88
1/13/1990	Away		W	119-112
2/23/1990	Home		W	131-119
1/12/1991	Home		L	90-98
2/21/1991	Away		W	104-102
2/7/1992	Home		W	95-80
2/15/1992	Away	2OT	W	106-104
2/4/1993	Away		L	77-87
2/13/1993	Home		L	58-59
1/22/1994	Away		L	93-99
2/18/1994	Home		L	82-89
1/21/1995	Home		L	78-83
2/16/1995	Away		W	70-62
1/13/1996	Away		W	63-56
2/23/1996	Home		L	59-65
3/2/1996	Neutral		L	51-75
1/11/1997	Home		W	73-68
2/20/1997	Away		L	69-72
1/30/1998	Home		W	87-64
2/7/1998	Away		L	76-81
1/21/1999	Away		W	89-73
1/30/1999	Home		L	67-76
1/14/2000	Home		L	38-82
2/26/2000	Away		L	53-75
1/12/2001	Home		W	62-59
2/10/2001	Away		L	62-80
1/24/2002	Away		L	60-73

LMU HOOPS' HISTORY

2/23/2002	Home		L	74-87
1/17/2003	Home		L	68-82
2/15/2003	Away		L	51-73
1/15/2004	Away		W	76-68
2/14/2004	Home		W	66-64
1/9/2005	Home		L	65-68
2/3/2005	Away		L	70-77
1/7/2006	Home		W	86-84
2/6/2006	Away		W	94-76
1/15/2007	Home		L	74-79
2/10/2007	Away		W	71-66
2/2/2008	Home		L	48-72
3/3/2008	Away		L	65-86
1/17/2009	Away		L	59-70
2/12/2009	Home		W	65-57
3/6/2009	Neutral		L	56-62
1/28/2010	Home		W	68-65
2/25/2010	Away		W	72-69
1/8/2011	Home		W	67-58
2/3/2011	Away		L	63-66
1/7/2012	Away		W	79-68
2/23/2012	Home		L	57-60
1/16/2013	Away		L	70-78
2/4/2013	Home	OT	L	68-69
12/30/2013	Home		W	65-62
1/9/2014	Away		L	67-74
1/8/2015	Away		L	50-59
2/5/2015	Home		W	70-61
1/23/2016	Home		W	67-63
1/30/2016	Away		L	69-77
3/4/2016	Neutral		W	64-61
1/19/2017	Home		L	62-69
2/2/2017	Away		W	72-53
1/13/2018	Away		L	75-71
1/27/2018	Home		L	89-82
1/24/2019	Away		L	71-58
2/7/2019	Home		L	65-63
1/2/2020	Home		W	64-58
3/5/2020	Neutral		W	75-61
1/19/2021	Home	OT	W	72-69
1/15/2022	Away		L	65-70
1/29/2022	Home		L	65-69
1/14/2023	Home		W	98-84
2/4/2023	Away		L	87-79
2/7/2024	Away		L	77-79
2/29/2024	Home		W	96-62
1/18/2025	Home		W	77-70
2/1/2025	Away		W	78-62
3/7/2025	Neutral		W	100-74

SAN DIEGO CHRISTIAN (1-0) (H 1-0)

11/23/2014	Home		W	82-60

SAN DIEGO STATE (26-33) (H 17-8, A 9-25)

1926	Home		W	20-14
	Away		L	17-23
1937	Home		L	31-34
	Away		W	39-21
1938	Away		L	39-47
	Away		W	30-27
1940	Away		L	28-29
	Away		L	28-32
1941	Away		L	29-36
	Away		W	35-27
1943	Away		L	34-36
	Away		L	30-34
1946	Away		L	25-48
1947	Home		W	51-45
1948	Away		W	28-27
	Home		W	40-31
	Home		W	59-50
1949	Away		L	49-50
	Home		W	52-49
	Away		W	58-55
1951	Away		W	52-50
	Home		W	67-56
	Home		W	66-56
1952	Away	OT	L	60-65
	Home		W	79-68
1953	Away		L	59-60
	Home		W	67-52
1954	Away		L	58-59
	Home		W	71-67
	Away		W	69-52
1955	Home		W	74-70
1956	Away		L	81-90
	Home		L	47-61
1957	Away		L	65-76
	Away		L	56-79
1958	Home		L	58-76
12/9/1958	Home		L	48-54
1/24/1959	Away		L	49-59
12/4/1959	Home		W	69-54
12/8/1959	Away		L	57-59
2/21/1961	Away		W	73-47
12/5/1961	Home		W	90-54
12/11/1970	Home		W	91-85
1/23/1971	Away		L	75-100
12/9/1972	Away		L	67-88
1/22/1974	Home		W	65-59
1/4/1975	Away		L	55-57
12/23/1993	Home	OT	L	84-88
12/7/1994	Away		W	75-67
11/28/1995	Home		L	61-62
12/14/1996	Away		L	81-93
12/5/1998	Home		W	73-65
12/30/1999	Away		L	63-70
1/6/2001	Home		L	58-61
1/3/2003	Away		L	69-79
12/18/2004	Home		W	72-68
12/31/2005	Away		L	68-84
12/16/2006	Away		L	63-74
11/28/2007	Home		L	56-78

SAN FRANCISCO (49-122) (H 26-50, A 19-58, N 3-7)

1924	Away		L	8-32
1928	Home		L	19-37
	Home		L	19-27
1929	Away		L	23-46
	Away		L	19-29
1936	N/A		L	24-48
1939	N/A		L	28-29
1940	Away		L	25-30
1947	Home		L	40-48
	Home		L	45-48
1948	Home		L	43-62
1949	Home		L	39-40
	Home		L	50-62
1950	Home		L	43-59
	Home		L	60-61
	Home		L	44-52
1951	Away		W	55-51
	Home		L	41-45
1952	Away		L	44-51
1953	Away		L	59-65
	Home		L	53-57
	Home		W	73-57
1954	Away	OT	L	71-72
	N/A		L	45-54
1955	N/A		L	55-65
1956	Away		L	46-68
	Home		L	48-65
1957	Away		L	45-66
	Home		L	65-75
1958	N/A		L	38-52
	N/A		L	42-49
2/21/1959	Away		L	59-63
2/27/1959	Home		W	60-50
12/29/1959	Away		W	64-43
1/8/1960	Home		W	58-44
2/6/1960	Away		W	54-43
1/7/1961	Home		L	51-52
2/1/1961	Away		W	64-57
12/30/1961	Away		W	69-55
1/12/1962	Home		W	78-72
3/3/1962	Away		L	58-59
1/5/1963	Home		L	46-69
2/8/1963	Away		L	39-74
12/27/1963	Away		L	67-102
2/15/1964	Home		L	59-102
3/7/1964	Away		L	46-60
2/13/1965	Away		L	68-82
3/6/1965	Home		L	72-100
1/14/1966	Away		L	86-97
3/4/1966	Home		W	78-68
12/28/1966	Neutral		L	68-81
2/11/1967	Away		L	54-59
3/3/1967	Home		W	64-63
1/12/1968	Home		W	85-65
3/8/1968	Away		W	86-70
2/8/1969	Away		L	61-70
2/28/1969	Home		L	69-74
2/7/1970	Away	2OT	W	77-73
2/28/1970	Home		L	69-81
1/14/1971	Home		W	85-68
2/18/1971	Away		W	63-54
2/5/1972	Away		L	66-79
2/19/1972	Home		L	65-66
1/11/1973	Away		L	72-109
3/1/1973	Home		L	77-104
1/12/1974	Home		L	70-78
2/22/1974	Away		L	60-76
2/1/1975	Away		L	71-81
2/28/1975	Home		L	76-85
1976	Home		L	65-74
	Away		L	77-111
1977	Away		L	63-90
	Home		L	65-104
2/11/1978	Home		L	80-82
2/17/1978	Away		L	71-99
1/5/1979	Home		L	66-95
2/24/1979	Away		L	69-103
1/19/1980	Home		L	75-89
2/7/1980	Away		L	90-92
1/30/1981	Away		L	66-90
2/14/1981	Home		L	75-89
1/16/1982	Home		L	74-108
2/26/1981	Away		L	73-96
1/25/1986	Home		W	76-62
2/28/1986	Away		W	81-66
1/10/1987	Away		L	77-81
2/20/1987	Home		W	97-78
2/5/1988	Away		W	128-111
2/13/1988	Home		W	118-109
1/11/1989	Home		W	113-95
2/25/1989	Away		L	109-123
2/4/1990	Home		W	157-115
2/9/1990	Away		W	137-123
1/26/1991	Away		W	118-90
2/1/1996	Home		W	88-83
3/2/1996	Neutral		L	93-101
1/25/1992	Home		L	89-94
1/31/1992	Away		W	92-79
3/7/1992	Neutral		L	85-100
1/23/1993	Away		L	72-94
1/31/1993	Home		L	60-64
1/20/1994	Away		L	86-101
2/19/1994	Home		L	103-108
1/20/1995	Home		L	71-84
2/18/1995	Away		L	70-72
1/11/1996	Away		L	57-61
2/24/1996	Home		W	71-51
1/10/1997	Home		L	72-86
2/22/1997	Away		L	74-81
1/16/1998	Away		L	61-85
2/14/1998	Home		L	52-86
1/15/1999	Home		W	96-84
2/13/1999	Away		L	71-83

LMU HOOPS' HISTORY

1/21/2000	Away		L	66-83
1/29/2000	Home		L	76-86
1/27/2001	Away		L	63-67
2/23/2001	Home		L	60-73
1/11/2002	Away		L	66-75
2/9/2002	Home		L	67-80
2/1/2003	Away		L	73-91
2/28/2003	Home		L	69-75
3/8/2003	Neutral		L	56-70
1/29/2004	Home		L	52-64
2/28/2004	Away		L	61-66
1/7/2005	Home		W	68-65
2/5/2005	Away		W	50-49
1/9/2006	Home	2OT	W	84-75
2/4/2006	Away		W	74-63
1/13/2007	Home	OT	L	61-68
2/12/2007	Away		L	69-76
2/4/2008	Home		W	72-67
3/1/2008	Away		L	79-88
3/7/2008	Neutral		L	60-79
1/31/2009	Away		L	53-73
2/26/2009	Home		W	61-57
1/14/2010	Home		L	67-70
2/13/2010	Away		L	66-75
3/6/2010	Neutral		W	84-76
1/27/2011	Home		L	60-61
2/26/2011	Away		L	75-77
12/31/2011	Away	OT	W	77-76
2/4/2012	Home		W	90-88
3/2/2012	Neutral		L	60-67
1/19/2013	Away		L	53-62
2/21/2013	Home		L	59-61
3/7/2013	Neutral	OT	W	61-60
1/2/2014	Away		L	61-75
3/1/2014	Home		L	61-65
1/24/2015	Away		W	70-69
2/19/2015	Home		L	45-72
1/14/2016	Away		W	87-83
2/20/2016	Home	OT	W	100-87
2/4/2016	Away		L	64-77
2/23/2016	Home		W	53-51
2/4/2017	Away		L	64-74
2/23/2017	Home		W	53-51
1/11/2018	Home		W	67-65
2/17/2018	Away		L	72-63
3/2/2019	Away		W	74-69
1/18/2020	Away		L	53-61
2/29/2020	Home		L	67-69
3/6/2020	Neutral		L	53-82
1/10/2021	Home		W	68-60
2/18/2021	Away		W	68-63
3/5/2021	Neutral		W	70-66
1/13/2022	Away		L	73-97
1/7/2023	Home		L	72-70
1/18/2024	Away		L	74-90
2/17/2024	Home		L	59-82
12/28/2024	Away		L	70-55
2/8/2025	Home		L	72-66

SAN FRANCISCO STATE (2-0) (N 2-0)

1955	Neutral		W	57-56
12/27/1961	Neutral		W	83-65

SAN JOSE STATE (20-23) (H 10-8, A 8-10, N 1-3)

1953	Home		W	61-57
1954	Away		L	57-68
	N/A		L	65-75
1955	Home		L	41-45
1956	Away		W	71-69
	Home		L	74-78
1957	Away		L	64-79
	N/A		L	54-68
1958	N/A		W	68-66
2/7/1959	Away		W	46-61
2/13/1959	Home	OT	W	49-43
2/13/1960	Home		W	51-42
2/20/1960	Away		W	55-48
12/26/1960	Neutral		L	51-53
2/3/1961	Away		W	54-45
2/7/1961	Home		W	55-46
2/10/1962	Away		W	*49-59
2/17/1962	Home		W	70-55
1/12/1963	Away		L	52-62
2/14/1963	Home		W	56-48
12/26/1963	Neutral		L	63-68
1/10/1964	Home		L	47-64
2/21/1964	Away		L	62-63
2/5/1965	Home		L	63-72
2/25/1965	Away		L	62-67
12/27/1965	Neutral		L	62-67
2/12/1966	Home		L	64-66
2/26/1966	Away		W	77-65
12/27/1966	Neutral		W	86-70
1/28/1967	Away		W	97-79
3/11/1967	Home		W	82-65
2/9/1968	Home		W	83-72
2/29/1968	Away		L	80-86
1/11/1969	Home		L	80-85
3/6/1969	Away		L	56-89
12/27/1975	Away		L	93-95
1/5/1981	Home		L	71-93
12/12/1981	Away		L	47-49
12/22/1982	Away		W	*80-94
12/19/1983	Home		L	64-72
12/11/1993	Away	OT	L	90-95
11/29/1994	Home	W	79-59	
1/3/1998	Home		W	76-68

SANTA CLARA (65-98) (H 30-45, A 31-46, N 2-6)

1937	N/A		L	26-28
1938	Away		W	33-31
1948	Home		L	39-58
	Home		W	45-37
1949	Away		L	51-62
	Home		L	61-73
1950	Home		L	50-53
	Home		L	60-62
1951	Away		W	55-53
1952	Away		W	61-54
	Away		L	67-82
1954	Home	OT	L	54-60
1955	Away		W	74-65
1956	Home		W	59-49
	Away		W	59-47
1957	Away		L	56-81
	Home		W	58-57
1958	Home		L	52-58
	Home		L	48-68
2/6/1959	Away		W	47-45
2/14/1959	Home		L	45-48
12/30/1959	Neutral		W	70-61
1/9/1960	Home		L	46-51
2/19/1960	Away		W	49-48
3/3/1960	Neutral		L	53-59
2/4/1961	Away		W	68-58
2/6/1961	Home		W	65-60
1/13/1962	Home		W	61-58
2/9/1962	Away		W	56-55
1/7/1963	Home		L	56-66
1/11/1963	Away		L	76-86
2/14/1964	Home		W	93-76
3/6/1964	Away		W	61-59
2/12/1965	Away		L	76-85
3/5/1965	Home		L	76-79
1/15/1966	Away		L	61-80
3/5/1966	Home		W	82-79
2/10/1967	Away		W	84-78
3/4/1967	Home		W	79-70
1/13/1968	Home		L	71-75
3/9/1968	Away		L	62-77
2/7/1969	Away		L	65-82
3/1/1969	Home		L	66-89
2/5/1970	Away		L	60-92
2/26/1970	Home		L	70-74
1/16/1971	Home		W	82-61
2/201971	Away		W	79-68
2/3/1972	Away	OT	L	93-97
2/17/1972	Home		W	81-72
1/13/1973	Away		L	66-86
3/3/1973	Home		L	88-99
1/11/1974	Home		L	71-75
2/21/1974	Away		W	85-78
1/31/1975	Away		L	77-92
3/1/1975	Home	OT	W	95-93
1976	Home		L	47-59
	Away		L	68-81
1977	Away		L	72-79
	Home	OT	L	69-72
2/10/1978	Home		W	65-64
2/18/1978	Away		L	75-89
1/6/1979	Home		L	92-106
2/23/1979	Away		L	46-48
1/5/1980	Away		L	#108-94
2/29/1980	Home		L	#87-81
1/16/1981	Home		W	77-75
2/28/1981	Away	OT	W	78-77
1/15/1982	Home		L	68-83
2/27/1982	Away		L	82-90
2/5/1983	Home		L	83-87
2/18/1983	Away		L	84-90
1/21/1984	Away		L	54-57
3/1/1984	Home		L	63-80
1/31/1985	Home		L	70-91
2/16/1985	Away		L	55-92
1/24/1986	Home		W	55-54
3/1/1986	Away		L	61-71
1/9/1987	Away		W	68-67
2/21/1987	Home		L	74-88
2/6/1988	Away		W	94-93
2/12/1988	Home		W	108-89
3/7/1988	Away		W	104-96
1/12/1989	Home		W	87-80
2/24/1989	Away		W	112-101
3/6/1989	Neutral	OT	W	75-70
1/11/1990	Away		W	113-100
2/24/1990	Home		W	117-81
11/23/1990	Neutral		L	93-100
1/11/1991	Home		L	83-97
2/23/1991	Away		W	104-95
2/8/1992	Home		L	64-70
2/13/1992	Away	OT	W	86-83
2/6/1993	Away		L	57-80
2/12/1993	Home		L	62-71
1/15/1994	Home		L	58-74
2/25/1994	Away		L	58-98
1/14/1995	Away		L	70-83
2/24/1995	Home		L	69-74
3/5/1995	Away		W	87-83
1/19/1996	Home		W	71-62
1/27/1996	Away		L	60-78
2/7/1997	Away		L	54-74
2/15/1997	Home		L	62-68
3/1/1997	Home		W	70-61
1/17/1998	Away		L	49-78
2/7/1998	Home		L	64-75
1/16/1999	Home		W	88-76
2/12/1999	Away		L	81-89
2/27/1999	Away		L	64-77
1/22/2000	Away		L	75-79
1/28/2000	Home		L	55-70
1/13/2001	Home		L	70-78
2/8/2001	Away		L	66-74
3/3/2001	Neutral		L	60-77
1/26/2002	Away		L	64-74
2/22/2002	Home		L	59-67
1/18/2003	Home		W	75-69
2/13/2003	Away		W	73-61
1/17/2004	Away		L	54-70
2/12/2004	Home		W	66-48

LMU HOOPS' HISTORY

1/20/2005	Home		L	57-68
2/19/2005	Away		L	70-78
1/21/2006	Home		W	72-62
2/25/2006	Away		L	70-81
1/27/2007	Away		W	74-71
2/24/2007	Home		W	67-66
1/19/2008	Away		L	35-58
2/18/2008	Home		L	46-66
1/29/2009	Away		L	56-82
2/14/2009	Home		L	64-69
1/16/2010	Home		W	81-70
2/11/2010	Away		W	73-67
1/29/2011	Home		L	72-79
2/24/2011	Away	2OT	L	88-94
3/5/2011	Neutral		L	68-76
1/24/2012	Away		W	74-62
2/25/2012	Home		W	68-65
1/10/2013	Home		W	84-80
2/28/2013	Away		L	56-79
3/8/2013	Neutral		W	60-58
1/4/2014	Away	OT	L	81-86
2/27/2014	Home		W	75-71
1/22/2015	Away		L	62-65
2/21/2015	Home		L	63-70
3/6/2015	Neutral		L	54-85
1/16/2016	Away		W	76-66
2/18/2016	Home		L	72-76
1/7/2017	Home		W	66-56
1/21/2017	Away		L	63-64
1/4/2018	Home		L	65-49
2/22/2018	Away		W	65-64
1/26/2019	Away		W	69-61
2/28/2019	Home		W	72-70
2/15/2020	Away		W	65-59
1/23/2021	Home		L	69-72
2/16/2021	Away		W	76-73
2/3/2022	Away		L	60-79
2/17/2022	Home		L	80-84
2/11/2023	Away		L	71-69
1/4/2024	Home		L	68-56
2/22/2024	Away		L	55-65
1/16/2025	Home		W	57-54
2/20/2025	Away		L	76-61

SEATTLE (8-23) (H 8-6, A 0-16)

1953	Away		L	82-89
	Away		L	78-93
	Away		L	56-74
	Away		L	83-96
1955	N/A		L	58-70
1/26/1963	Away		L	45-64
1/28/1963	Away		L	58-102
1/19/1970	Home		L	85-87
1/17/1972	Home		L	100-103
3/2/1972	Away		L	89-102
2/3/1973	Home		W	86-74
2/21/1973	Away	OT	L	94-95
1/18/1974	Away		L	65-81
2/16/1974	Home		L	63-69
1/16/1975	Away		L	74-93
2/15/1975	Home		W	72-64
1976	Away	OT	L	76-81
	Home		W	101-85
1977	Home		L	62-64
	Away		L	63-64
1/7/1978	Away		L	66-67
2/25/1978	Home		W	59-57
2/10/1979	Home		L	70-86
2/15/1979	Away		L	61-103
2/2/1980	Home		L	84-86
2/24/1980	Away		L	#86-82
11/26/1995	Home		W	70-55
11/23/1996	Home		W	83-51
1/1/2009	Away		L	39-49
12/30/2009	Home		W	104-89
1/31/2011	Home		W	81-64

SETON HALL (1-1) (H 1-0, A 0-1)

1952	Away	L	66-87
12/27/1971	Home	W	104-82

SIENA (0-2) (A 0-1, N 0-1)

1952	Away	L	54-67
11/29/2002	Neutral	L	71-79

SMU (1-1) (A 1-0, N 1-0)

11/11/2012	Away	L	58-73
11/22/2021	Home	W	76-70

SONOMA STATE (1-0) (H 1-0)

11/24/1995	Home	W	85-66

SOUTH ALABAMA (1-1) (H 0-1, A 1-0)

12/7/2004	Away	W	63-59
11/28/2005	Home	L (OT)	80-81

SOUTH CAROLINA STATE (1-0) (N 1-0)

12/30/2002	Neutral	W	74-69

SOUTH DAKOTA (1-1) (H 1-0, A 0-1)

12/11/2010	Home	W	72-67
12/22/2010	Away	L	70-82

SOUTH DAKOTA ST. (1-0) (N 1-0)

11/9/2013	Neutral	W	98-89

SOUTH FLORIDA (0-2) (A 0-1, N 0-1)

12/23/2005	Neutral	L	50-54
3/28/2019	Away	L	56-47

SE MISSOURI ST. (1-0) (H 1-0)

11/14/2014	Home	W	76-66
11/28/2015	Away	W	73-60

SOUTHERN UNIVERSITY (2-0) (H 1-0, N 1-0)

1937	Neutral	W	39-32
12/20/24	Home	W	89-73

SOUTHERN CALIFORNIA (SEE USC)

SOUTHERN CAL COLLEGE (4-0) (H 3-0)

12/10/1983	Home	W	70-68
12/15/1986	Home	W	116-101
12/18/1987	Home	W	140-106
11/25/1998	Home	W	83-63

SOUTHERN CONN. STATE (1-0) (H 1-0)

1/5/1984	Home	W	77-74

SOUTHERN METHODIST (SEE SMU)

SOUTHERN OREGON (1-0) (N 1-0)

1937	Neutral	W	39-32

SOUTHERN UTAH (4-0) (H 4-0)

12/30/1997	Home	W	82-72
12/8/2016	Home	W	75-68
12/1/2019	Home	W	61-51
11/25/2020	Home	W	85-83

SOUTHWEST MISSOURI ST.
(1-0) (H 0-0, A 0-0, N 1-0)

11/29/1974	Neutral	W	68-67

SOUTHWESTERN (5-8) (H 0-2, N 2-3)

1923	N/A	W	19-16
1925	N/A	L	24-25
	Home	L	20-27
	Neutral	L	15-38
1926	N/A	L	15-28
1927	Neutral	L	24-28
	N/A	L	21-26
1929	Neutral	W	37-15
	Home	L	25-27
1930	N/A	W	34-17
	Neutral	W	31-24
1931	N/A	W	25-18
1955	Neutral	L	79-83

SW LOUISIANA (1-1) (H 1-0, A 0-1)

12/16/1992	Away	L	73-87
12/2/1994	Home	W (2OT)	80-73

STANFORD (0-6) (A 0-6)

1952	Away	L	57-71
	Away	L	57-67
1953	Away	L	64-77
12/10/1981	Away	L	75-79
12/21/1984	Away	L	59-67
12/17/2014	Away	L	58-67

STEPHEN F. AUSTIN (0-0) (N 0-1)

11/19/2023	Neutral	L	76-86

STETSON (1-0) (N 1-0)

12/1/1989	Neutral	W	125-95

SUSQUEHANNA (1-0) (H 1-0)

12/1/1986	Home	W	109-72

SYRACUSE (0-1) (N 0-1)

1947	Neutral	L	55-69

T • T • T

TARLETON STATE (1-0) (H 1-0)

12/29/2023	Home	L	66-79

TENNESSEE TECH (1-0) (N 1-0)

11/28/1987	Neutral	W	117-78

TEXAS A&M (1-2) (H 0-1, A 1-1)

12/30/1993	Home	L	79-81
1/4/1995	Away	L	65-78
12/2/2001	Away	W	80-78

TEXAS-ARLINGTON (0-2) (H 0-2)

12/22/2016	Home	L	77-80
11/11/2017	Away	L	85-80

TEXAS-EL PASO (2-3) (H 1-0, A 0-3)

1938	N/A	W	59-17
1939	Away	L	47-49
	Away	L	28-35
12/15/1999	Away	L	58-84
11/25/2023	Home	W	67-47

TEXAS STATE (1-0) (N 1-0)

11/23/2012	Neutral	W	78-63

TOLEDO (2-1) (A 2-1)

1948	Away	W	42-41
12/21/1968	Away	L	57-91
12/19/1970	Away	W	73-58

TULSA (2-4) (H 1-1, A 1-3)

1951	Away	L	40-66
1/23/1965	Away	L	59-70
12/20/2008	Home	L	45-79
11/24/2009	Away	L	65-79
12/7/2021	Away	W	60-55
12/21/2022	Home	W	76-64

U • U • U

UC DAVIS (2-2) (H 2-0, A 0-1, N 0-1)

11/16/2008	Neutral	L	55-64
12/28/2018	Home	W	77-59
12/16/2019	Away	L	65-67
11/12/2022	Home	W	85-75

LMU HOOPS' HISTORY

UC IRVINE (12-14) (H 6-7, A 4-6, N 2-1)

2/11/1969	Home		W	83-75
12/22/1972	Neutral		W	92-58
11/30/1973	Neutral		W	76-70
12/6/1974	Away		W	72-66
1/21/1975	Home		W	79-66
1/24/1978	Home		L	69-72
1/16/1979	Away		W	55-54
12/15/1981	Away		L	80-91
12/9/1982	Home		L	73-85
12/1/1984	Away		W	76-66
12/18/1985	Home		W	122-100
12/27/1985	Neutral		L	75-99
12/16/1991	Home		W	95-84
12/1/1999	Home		L	59-69
11/21/2000	Away		L	57-62
11/28/2001	Home		L	59-71
12/4/2002	Away		L	66-81
12/9/2006	Home		W	73-65
11/9/2007	Away		L	61-74
11/18/2009	Home		L	78-84
12/30/2010	Away		W	87-80
11/29/2014	Home		L	72-80
11/15/2015	Away		L	53-77
12/17/2021	Home		W	51-48
11/15/2023	Away		L	79-64
11/8/2024	Home		L	66-51

UCLA (3-15) (A 2-11)

1937	Away		L	26-29
1940	Away		W	40-36
	N/A		L	38-39
1941	N/A		L	36-39
	N/A		W	40-34
1942	N/A		L	17-38
	N/A		L	20-35
1947	Away		L	35-48
	Away		L	24-53
1948	Away		L	38-51
12/20/1985	Away		L	79-85
12/2/1990	Away		L	98-149
12/20/1991	Away		L	80-106
11/27/1993	Away		L	77-115
12/29/1998	Away		L	67-92
12/13/2003	Away	OT	L	66-69
12/17/2008	Away		L	44-75
11/11/2011	Away		W	69-58
12/2/2018	Away		L	82-58

UCONN (0-1) (H 0-1)

11/17/2016	Home		L	62-65

UC RIVERSIDE (5-7) (H 5-2, A 1-4)

11/29/1977	Home		W	105-81
12/19/1978	Away		L	58-83
11/21/2003	Home		W	59-53
11/27/2004	Away		L	72-79
12/15/2007	Away	OT	L	74-86
12/15/2008	Home		L	52-59
12/2/2013	Away		W	73-69
11/26/2014	Home		W	66-62
2/6/2015	Home		W	77-76
11/15/2017	Home		W	76-64
12/22/2018	Away		L	60-53
11/10/2022	Home		L	81-79

UC SAN DIEGO (0-1) (H 0-1)

1/7/1983	Home		L	82-87

UC SANTA BARBARA (50-41)
(H 23-10, A 16-25, N 3-2)

1924	Away		L	10-30
1925	N/A		W	21-13
1928	Away		W	42-12
1930	Away		L	23-25
1937	Away		W	36-22
	Away		W	45-34
1939	N/A		W	32-22
	N/A		L	28-30
	N/A		W	29-27
1940	Away		L	25-30
	Away		L	34-36
	Neutral		W	41-37
1941	N/A		W	34-27
	N/A	OT	L	42-44
1942	N/A		W	42-37
	N/A		L	30-33
1946	Home		L	32-38
1947	Away		L	43-47
1948	Away		W	40-38
	Home		L	44-49
1949	Away		L	40-41
	Home		W	67-27
	Away		L	31-61
1950	Home		W	74-51
1951	Home		W	65-39
1952	Away		W	72-46
1953	Home		W	54-49
	Away	OT	W	66-59
1955	N/A		W	70-66
	N/A		L	61-93
1957	N/A		W	57-40
1/2/1959	N/A		W	48-39
12/17/1959	Away		L	59-67
1/4/1960	Home		W	54-49
12/9/1960	Away		W	57-50
12/22/1961	Home		W	78-51
12/1/1962	Away		W	60-54
3/2/1963	Home		W	60-47
1/11/1964	Home		L	67-70
2/22/1964	Away		L	68-79
12/27/1964	Neutral		W	78-64
2/6/1965	Home		W	87-64
2/27/1965	Away		L	61-80
2/11/1966	Home		L	77-90
2/24/1966	Away	OT	L	81-84
12/29/1966	Neutral		W	89-72
1/26/1967	Away		W	74-67
3/10/1967	Home		W	87-72
2/10/1968	Home		W	91-61
3/2/1968	Away		W	78-72
1/10/1969	Home		L	64-77
3/8/1969	Away		L	69-86
1/24/1970	Home		W	71-67
1/28/1970	Away		W	79-76
1/26/1971	Home		W	75-66
1/25/1972	Away		L	75-78
12/28/1973	Away		L	78-89
12/7/1974	Neutral		L	69-76
1975	Away		W	73-66
1976	Home		W	65-63
12/21/1977	Away		W	74-67
12/16/1978	Home		W	70-63
12/6/1979	Away		L	#69-53
1/9/1981	Home		W	74-72
12/1/1981	Away		L	72-82
11/29/1983	Home		L	64-68
12/15/1984	Away		L	68-78
12/3/1985	Home		W	85-78
12/1/1988	Away		L	94-95
12/9/1989	Home		W	104-101
2/4/1991	Away		W	80-77
12/7/1991	Home		L	58-59
12/20/1993	Home		L	61-80
12/28/1994	Away		L	72-91
12/9/1995	Home		W	83-73
1/4/1997	Away		L	67-81
12/3/1997	Home		W	81-68
11/28/1998	Away		W	79-78
1/5/2000	Home		L	63-73
12/30/2000	Away		L	69-85
12/5/2001	Home		W	77-70
12/3/2005	Home		W	77-60
11/29/2006	Away		W	58-55
12/1/2007	Home		L	56-63
12/13/2008	Away		L	61-81
11/28/2009	Home		L	84-89
12/1/2010	Away		L	67-77
12/7/2020	Away		L	58-69
12/12/2021	Home		W	81-76
12/16/2023	Neutral		L	59-68
12/18/2024	Home		W	60-58

UNLV (7-23) (H 3-7, A 4-15, N 0-1)

12/27/1967	Away		L	77-87
2/14/1970	Home		W	92-71
3/7/1970	Away		L	89-102
1/7/1971	Away		L	64-73
2/11/1971	Home		L	68-74
1/15/1972	Home		L	84-101
2/22/1972	Away		W	78-75
1/6/1973	Home		W	108-93
2/17/1973	Away		W	81-76
1/29/1974	Home		L	58-66
3/5/1974	Away		L	73-84
1/10/1975	Home		L	69-82
2/20/1975	Away		L	81-93
3/2/1976	Away		L	69-90
12/17/1977	Away		L	84-101
12/29/1978	Away		L	73-103
12/28/1979	Away		L	87-105
12/28/1981	Away		L	75-92
11/15/1989	Away		L	91-102
3/25/1990	Neutral		L	103-131
12/5/1992	Home		L	80-84
12/18/1993	Away		L	77-93
12/2/1995	Home		W	70-67
11/15/1997	Away		L	81-96
1/3/2001	Away		L	60-75
12/15/2001	Home		L	68-70
12/6/2003	Home		L	61-78
12/29/2005	Away		L	60-79
11/10/2018	Away		W	61-50
12/9/2023	Away		W	78-75

USC (8-48) (H 2-12, A 3-28, N 1-0)

1906	N/A		W	22-19
	N/A		W	25-11
1908	N/A		L	21-24
1909	N/A		L	10-34
	N/A		L	10-33
	N/A		L	11-44
1913	N/A		L	22-68
1928	N/A		L	14-43
1929	N/A		L	23-33
1936	N/A		L	18-31
	Away		L	23-32
1937	Home		L	37-42
1938	Away		W	41-33
1939	Away		L	32-47
	Away		L	33-50
1940	Away		L	33-43
	Home		L	23-42
1941	Away		L	32-47
1942	Away		L	23-51
1947	Home		L	29-49
	Home		L	39-55
1948	Home		L	41-42
1949	Away		L	62-65
	Away		L	42-55
1951	Home		L	76-88
	Away		L	49-83
1952	Home		L	61-67
1954	Home		W	63-61
1956	Home		L	44-57
	Away		L	59-60
1957	Away		L	60-79
12/5/1958	Away		L	54-70
12/2/1960	Away		L	61-74

3/18/1961	Neutral		W	69-67
1/25/1963	Away		L	43-66
12/19/1964	Home		L	67-81
12/2/1967	Away		L	60-68
12/6/1968	Away		L	54-84
12/10/1971	Away		L	65-85
11/25/1972	Away		L	69-83
11/29/1975	Away		L	77-94
1976	Away		W	65-64
11/27/1981	Away		L	75-87
12/18/1982	Away		L	63-74
11/30/1993	Away		L	92-105
12/4/1995	Home		W	86-83
12/2/1996	Away		L	78-97
11/21/1997	Home		L	88-92
12/9/1998	Away		L	43-79
12/11/1999	Home		L	55-96
11/25/2000	Away		L	68-91
12/22/2001	Home		L	67-81
12/10/2005	Home		L	69-71
12/2/2006	Away		L	50-67
11/21/2009	Away		W	67-59
12/3/2014	Away		L	61-77

US INTERNATIONAL (7-0) (H 5-0, A 2-0)

1/7/1985	Home		W	84-65
1/11/1986	Home		W	151-107
1/3/1987	Home		W	116-104
1/7/1989	Away		W	162-144
1/31/1989	Home		W	181-150
12/7/1989	Away		W	152-137
1/5/1991	Home		W	186-140

UTAH (1-22) (H 1-3, A 0-18, N 0-1)

1928	Home		L	20-23
1950	Home		L	42-57
1951	Away		L	57-69
1953	Away		L	56-87
	Away		L	52-59
1/27/1960	Away		L	81-88
12/1/1960	Home		W	85-64
3/17/1961	Neutral		L	75-91
12/9/1961	Away		L	71-101
12/2/1963	Away		L	77-94
12/4/1964	Away		L	67-99
12/4/1965	Away		L	81-113
12/10/1966	Away		L	59-69
12/13/1969	Away	OT	L	76-84
12/1/1971	Away		L	77-96
12/1/1972	Away		L	70-75
12/3/1973	Away	OT	L	104-108
12/4/1974	Away		L	69-67
12/1/1975	Away		L	79-89
12/1/1977	Away		L	77-85
11/26/1984	Away	OT	L	85-89
11/25/1997	Home		L	50-89
12/19/1998	Away		L	55-89

UTAH STATE (0-8) (A 0-7, N 0-1)

12/8/1961	Away		L	91-105
11/30/1963	Away		L	85-97
12/5/1964	Away		L	69-96
12/6/1965	Away		L	70-88
12/9/1966	Away		L	66-112
12/30/2004	Away		L	42-87
3/21/2012	Away		L	69-77
12/10/2022	Neutral		L	79-67

V • V • V

VALPARAISO (1-1) (H 1-0, A 0-1)

2/17/2012	Home		W	61-53
12/14/2013	Away		L	73-80

VANDERBILT (0-1) (N 0-1)

11/25/2013	Neutral		L	68-77

VANGUARD (3-0) (H 3-0)

11/17/2000	Home		W	87-64
12/27/2011	Home		W	100-74
11/11/2016	Home		W	99-51

VILLANOVA (0-1) (N 0-1)

11/28/2002	Neutral		L	71-87

VIRGINIA (0-1) (H 0-1)

12/19/2003	Home		L	68-76
12/23/2004	Away	OT	L	77-79

W • W • W

WAGNER (0-2) (H 0-1. A 0-1)

12/22/2007	Home	OT	L	79-82
11/24/2008	Away		L	51-72

WAKE FOREST (1-0) (N 1-0)

11/20/2022	Neutral	OT	W	77-75

WASHINGTON (1-5) (H 1-1, A 0-4)

12/2/1978	Away		L	68-82
12/20/1994	Home		W	80-61
12/23/1996	Away		L	60-85
12/12/2004	Home		L	93-100
11/25/2005	Away		L	65-112
12/17/2017	Away		L	80-78

WASHINGTON STATE (1-4) (H 0-1, A 0-1, N 1-2)

1950	Home		L	52-70
12/5/1986	Neutral		W	96-89
11/23/1991	Neutral		L	84-95
12/30/2024	Away		L	73-59
3/8/2025	Neutral		L	94-77

WEBER STATE (1-3) (H 1-0, A 0-2, N 0-1)

12/16/1969	Away		L	64-87
12/4/1972	Away		L	74-84
12/27/1974	Neutral		L	72-75
12/3/1977	Away		L	64-70
3/18/2012	Home	OT	W	84-78

WESTCLIFF (3-0) (H 3-0)

11/6/2018	Home		W	75-43
11/5/2019	Home		W	105-62
11/7/2023	Home		W	W, 109-68

WESTMONT (3-0) (H 3-0)

12/2/1987	Home		W	100-84
1/2/1991	Home		W	93-81
12/13/1991	Home		W	72-64

WEST TEXAS STATE (1-2) (H 1-1, A 0-1)

1953	Home		W	70-52
1/20/1971	Home		L	73-84
1/18/1973	Away		L	78-90

WEST VIRGINIA STATE (1-0) (A 0-1)

1949	Away		W	65-58

WHITTIER (20-14) (H 4-2, A 8-4, N 2-0)

1926	N/A	OT	L	16-20
	N/A		L	14-35
1928	Away		L	16-21
1934	N/A		L	29-36
1936	N/A		L	22-43
	N/A		W	40-33
	N/A		L	25-27
1937	Neutral		W	54-47
1938	Away		W	44-41
1939	N/A		W	30-28
	N/A		W	36-28
1940	Away		L	38-40
	Neutral		W	45-40
1941	N/A		W	43-42
	N/A		L	24-26
1943	N/A		L	23-56
1946	N/A		L	40-62
1947	Away		L	48-65
1948	Away		W	44-42
	Away		W	45-43
1949	Away		W	64-46
	Home		W	42-39
1950	Home		W	57-42
	Away		W	44-36
1951	Home		W	67-54
	Away		W	71-68
1952	Home		L	54-55
	Away		W	51-49
1953	Away		L	53-54
	Home		W	55-53
1954	Away		W	74-61
	Home		L	54-61
	N/A		W	66-47
1955	N/A		W	73-55

WHITWORTH (1-0) (H 1-0)

1952	Home		W	63-50

WICHITA STATE (0-2) (A 0-1, N 0-1)

12/2/1983	Away		L	73-75
12/22/2014	Neutral		L	53-80

WISCONSIN (0-2) (H 0-1, A 0-1)

12/4/1993	Home		L	67-103
12/23/1994	Away		L	60-75

WISCONSIN-GB (3-0) (H 1-0, A 1-0, N 1-0)

12/28/1983	Neutral		W	74-72
1/4/1988	Away		W	70-67
1/2/1989	Home		W	85-83

WISCONSIN-MIL (0-1) (N 0-1)

11/14/2008	Neutral		L	51-75

WYOMING (2-6) (H 0-1, A 0-4, N 2-1)

12/3/1975	Away		L	71-77
12/29/1983	Away		L	51-69
3/17/1986	Away		L	90-99
3/17/1988	Neutral		W	119-115
11/30/2002	Neutral		L	65-72
12/6/2008	Home		L	55-62
12/5/2009	Away		L	70-76
11/27/2024	Neutral		W	73-70

X • X • X

XAVIER (1-8) (H 0-2, A 1-6)

12/15/1960	Away		L	62-75
1/27/1965	Away		L	63-72
12/20/1967	Away		W	80-69
12/20/1968	Away		L	71-81
12/21/1970	Away		L	84-96
1/4/1989	Home		L	113-118
1/2/1990	Away		L	113-115
12/5/1996	Home		L	65-81
12/21/1998	Away		L	52-97

Y • Y • Y

YALE (0-1) (H 0-1)

11/12/2023	Home		L	80-83

#RAISETHESTANDARD

LMU BASKETBALL

2025-26

History

CHAMPIONSHIPS

1961 • WCAC Champions

20-7 • 10-2

The 1960-61 Lions won the school's first out-right conference championship...advanced to the NCAA West Regional, representing the WCAC...lost to Utah in the first round and defeated USC in the consolation game...finished the season with a 20-7 (10-2) record... played USC and Utah twice that season, the first two games of the season, losing to both.

#	Name	Pos.	Ht.	Wt.	Cl.	Hometown
44	Ed Bento	F/C	6-6	210	Jr.	Hilo, HI
40	Bernie Bowler	F/C	6-5	185	Jr.	Los Angeles, CA
52	Jim Brosnan	F/C	6-6	190	So.	Sherman Oaks, CA
50	Jerry Grote	F	6-4	220	Jr.	Montebello, CA
24	Don Henry	G	6-3	180	So.	Oakland, CA
32	Pete Kohles	G	6-2	180	So.	Oakland, CA
34	Tony Krallman	F	6-4	200	Jr.	Cincinnati, OH
14	Brian Quinn	G	5-11	165	So.	Compton, CA
n/a	Jack Rieg				Sr.	
n/a	Tom Ryan				Sr.	
n/a	Jim Senske				Sr.	
30	Omer Simeon	F	6-1	185	Jr.	Los Angeles, CA
n/a	Bill Wagner					

Head Coach: Billy Donovan; Assistant Coach: John Arndt



1989 • WCC Regular/Tourn. Champions

The 1987-88 Lions finished the regular season in West Coast Conference play undefeated at 14-0, and finished 28-4 overall with the best record ever at LMU. The Lions defeated Wyoming in the first round of the West Regional and fell to North Carolina in the second round. The Lions went on a 25-game winning streak in the middle of the season, another LMU best.

#	Name	Pos.	Ht.	Wt.	Cl.	Hometown
00	Marcellus Lee	C	6-10	225	So.	Pomona, CA
05	Mark Armstrong	F	6-6	195	Sr.	Riverside, CA
11	Corey Gaines	G	6-4	195	Sr.	Los Angeles, CA
12	Terry Mister	G	5-9	160	Fr.	Chicago, IL
20	Mike Yoest	F	6-7	193	Sr.	Chatsworth, CA
21	Jeff Fryer	G	6-2	180	So.	Newport Beach, CA
22	Pat Meyer	G	6-0	150	So.	Van Nuys, CA
23	Jeff Roscoe	F	6-9	210	So.	Puyallup, PA
24	Keoni Ball	F	6-4	190	Jr.	Kaliua, HI
30	Bo Kimble	G	6-5	200	So.	Philadelphia, PA
32	Enoch Simmons	G	6-4	190	Jr.	Riverside, CA
42	John Veargason	C	6-10	210	Jr.	San Jose, CA
44	Hank Gathers	F	6-7	210	So.	Philadelphia, PA
50	Marcus Slater	F	6-8	190	Fr.	Carson, CA

Head Coach: Paul Westhead; Assistant Coaches: Jay Hillock, Judas Prada, Bruce Woods, Jim Ellis

1989 • WCC Tourney Champions

The Lions finished 10-4 in the WCC and 20-11 overall.The Lions swept three-straight in the conference tournament to win the Tournament Championship and earn the automatic bid and a seed in the Midwest Regional. In the NCAA tournament Arkansas over-powered the Lions in the first round, setting up the Lions' bid for redemption the next season.

#	Name	Pos.	Ht.	Wt.	Cl.	Hometown
00	Marcellus Lee	C	6-10	230	Jr.	Pomona, CA
04	Per Stumer	F	6-7	210	Fr.	Sodentalje, Sweeden
11	Tom Peabody	G	6-3	180	So.	Santa Ana, CA
13	Terry Mister	G	5-9	160	So.	Chicago, IL
14	John O'Connell	F	6-6	205	Fr.	Glenside, PA
20	Terrell Lowery	G	6-2	160	Fr.	Oakland, CA
21	Jeff Fryer	G	6-2	180	Jr.	Newport Beach, CA
23	Jeff Roscoe	F	6-9	210	Jr.	Puyallup, PA
24	Steve Yoest	G/F	6-5	190	So.	Chatsworth, CA
30	Bo Kimble	G	6-5	190	Jr.	Philadelphia, PA
32	Enoch Simmons	G	6-4	200	Sr.	Riverside, CA
42	John Veargason	C	6-10	210	Sr.	San Jose, CA
44	Hank Gathers	F	6-7	210	Jr.	Philadelphia, PA
45	Tom Morley	F/G	6-5	200	So.	Canoga Park, CA
50	Marcus Slater	F	6-8	190	So.	Carson, CA

Head Coach: Paul Westhead; Assistant Coaches: Jay Hillock, Judas Prada, Bruce Woods, Jim Ellis

1990 • WCC Champions

The Lions went on to accomplish what many thought was not possible as LMU would reach the Elite Eight, despite the tragic death of leader Hank Gathers. Led by the nation's leading scorer Bo Kimble, the Lions would defeat New Mexico State, defending champion Michigan, and Alabama before falling to UNLV in the West Regional Final.

#	Name	Pos.	Ht.	Wt.	Cl.	Hometown
00	Marcellus Lee	C	6-10	230	Sr.	Pomona, CA
03	Greg Walker	G	5-11	163	Fr.	San Jose, CA
04	Per Stumer	F	6-7	210	Jr.	Sodentalje, Sweeden
11	Tom Peabody	G	6-3	180	Jr.	Santa Ana, CA
12	Tony Walker	G	6-1	170	Jr.	Riverside, CA
14	John O'Connell	F	6-6	205	So.	Glenside, PA
20	Terrell Lowery	G	6-2	160	So.	Oakland, CA
21	Jeff Fryer	G	6-2	180	Sr.	Newport Beach, CA
23	Jeff Roscoe	F	6-9	210	Sr.	Puyallup, PA
30	Bo Kimble	G	6-5	190	Sr.	Philadelphia, PA
31	Chris Scott	C/F	6-8	205	Fr.	Union City, CA
34	Chris Knight	F	6-9	180	So.	Los Angeles, CA
44	Hank Gathers	F	6-7	210	Sr.	Philadelphia, PA
50	Marcus Slater	F	6-8	190	Jr.	Carson, CA

Head Coach: Paul Westhead; Assistant Coaches: Jay Hillock, Judas Prada, Bruce Woods, Paul Westhead Jr.

Postseason Teams

1955

NAIA Championships
Richard Baker
David Benaderet
James Boyle
Garnette Brown
Bob Cox
Norman Diehl
Rudy Heredia
Chuck Kovely
William McMahon
Thomas Salvino
Lisle Smith
Vincent Volz

1980

NCAA West Region
Michael Antoine
Paul Boken
Art Claybion
Dan Davis
Mike Dunlap
Clyde Johnson
Kevin Koch
Jim McCloskey
Jeff Moore
Marty Peterson
Scott Pritchet
Brad Todd
Robert Worthy
Mike Young

1986

NIT
Mark Armstrong
Fred Bradford
Darryl Carter
Larry Irwin
Hunter Knapp
Victor Lazzaretti
Forrest McKenzie
Chris Rettig
Enoch Simmons
Keith Smith
Dennis Vogel
Mike Yoest

LMU In Final National Polls

1988
AP - 15th
UPI - 16th

1990
AP - 21st
CNN/USA Today - 19th

LMU AT THE WCC CHAMPIONSHIPS

BYU (0-4)
2014: L, 85-74 (Quarters)
2017: L, 81-89 (Quarters)
2022: L, 85-60 (Quarters)
2023: L, 73-63 (Quarters)

Gonzaga (2-7)
1989: W, 101-98 (First)
1990: W, 121-84 (First)
1994: L, 91-76 (First)
1998: L, 74-53 (First)
2002: L, 82-64 (First)
2006: L, 68-67 (Finals)
2010: L, 77-62 (Semis)
2013: L, 65-51 (Semis)
2018: L, 83-69 (Quarters)

Pacific (1-0)
2022: W, 86-66 (First)

Pepperdine (3-5)
1988: W, 109-106 (Semis)
1989: W, 112-98 (Semis)
1993: L, 80-66 (First)
2000: L, 83-49 (First)
2004: L, 78-67 (Quarters)
2005: L, 91-79 (First)
2010: W, 87-84 (First)
2019: L, 68-65 (Second)

Portland (7-3)
1988: W, 110-104 (First)
1995: L, 74-68 (Semis)
2003: W, 65-63 (First)
2004: W, 82-77 (First)
2007: L, 55-41 (First)
2011: W, 73-68 (First)
2013: W, 65-54 (First)
2014: W, 67-64 (First)
2018: W, 78-72 (First)
2024: L, 78-70 (Second)

Saint Mary's (1-3)
1997: L, 80-62 (Semis)
2006: W, 66-64 (Semis)
2016: L, 48-60 (Quarters)
2021: L, 47-52 (Quarters)

San Diego (3-3)
1987: L, 99-84 (First)
1996: L, 75-51 (First)
2009: L, 62-56 (First)
2016: W, 64-61 (First)
2020: W, 78-72 (First)
2025: W, 100-72 (Second)

San Francisco (3-6)
1991: L, 101-93 (First)
1992: L, 100-85 (First)
2003: L, 70-56 (Quarters)
2008: L, 60-79 (First)
2010: W, 84-76 (Quarters)
2012: L, 60-67 Quarters
2013: W, 61-60 OT (Second)
2020: L, 53-82 (Second)
2021: W, 70-66 (Second)

Santa Clara (5-3)
1988: W, 104-96 (Finals)
1989: W, 75-70 OT (Finals)
1995: W, 87-83 (First)
1997: W, 70-61 (First)
1999: L, 77-64 (First)
2001: L, 77-60 (First)
2011: L, 76-68 (Quarters)
2013: W, 60-58 (Quarters)
2015: L, 85-54 (First)

Washington State (0-1)
2025: L, 94-77 (Third)

» Anthony Ireland and the Lions won three straight games in the 2013 WCC Championships to reach the semifinals and face top-ranked Gonzaga.

» James Batemon scored 29 points to beat Portland then 27 the next night against #7 Gonzaga to earn All-Tournament honors at the 2018 WCC Championships

WCC TOURNAMENT TITLES

21 Gonzaga (2025, 2020-23, 18-13, 11, 09, 2007-04, 2002-1999, 95)
5 SMC (2024, 19, 12, 10, 1997)
3 Pepperdine (1994, 1992, 1991),
2 LMU (1989, 1988)
Santa Clara (1993, 1987)
San Diego (2008, 2003)
1 Portland (1996)
San Francisco (1998)

ALL-TOURNAMENT SELECTIONS

1988 Corey Gaines
Bo Kimble
Hank Gathers (MVP)
1989 Bo Kimble
Hank Gathers (MVP)
1995 Ime Oduok
Mike O'Quinn
1997 Jim Williamson
2006 Matthew Knight
Brandon Worthy
2013 Anthony Ireland
2018 James Batemon

» Brandon Worthy led the Lions to the 2006 title game where they faced third-ranked Gonzaga on their home floor.

THE WCC CHAMPIONSHIPS

1987 at San Francisco
First Round
#1 San Diego 99, #8 LMU 84
#3 St. Mary's 62, #6 San Francisco 57
#7 Pepperdine 76, #2 Gonzaga 73
#5 Santa Clara 91, #4 Portland 60
Semifinals
Santa Clara 55, St. Mary's 50
Pepperdine 64, San Diego 63
Championship
Santa Clara 77, Pepperdine 65

1988 at Santa Clara
First Round
#2 Saint Mary's 68, #7 San Diego 48
#1 LMU 110, #8 Portland 104
#3 Santa Clara 90, #6 San Francisco 88
#4 Pepperdine 81, #5 Gonzaga 70
Semifinals
Santa Clara 69, St. Mary's 62
LMU 109, Pepperdine 106
Championship
LMU 104, Santa Clara 96

1989 at San Francisco
First Round
#1 Saint Mary's 86, #8 Portland 48
#2 Pepperdine 72, #7 San Diego 69
#3 LMU 101, #6 Gonzaga 98
#5 Santa Clara 69, #4 San Francisco 64
Semifinals
LMU 112, Pepperdine 98
Santa Clara 63, St. Mary's 61
Championship
LMU 75, Santa Clara 70 (ot)

1990 at LMU
The 1990 tournament was cancelled when LMU's Hank Gathers, the two-time tournament MVP, collapsed during a semifinal with Portland and died that evening. He had just completed a dunk to make the score 25-13, LMU. The Lions were awarded the NCAA bid and advanced to the regional championship.
First Round
#4 Portland 65, #5 Santa Clara 62
#1 LMU 121, #8 Gonzaga 84
#2 Pepperdine 94, #7 St. Mary's 83
#3 San Diego 80, #6 San Francisco 74

1991 at Santa Clara
First Round
#3 San Diego 72, #6 Gonzaga 62
#7 San Francisco 101, #2 LMU 93
#1 Pepperdine 97, #8 Portland 62
#4 St. Mary's 79, #5 Santa Clara 74
Semifinals
Pepperdine 65, San Francisco 56
St. Mary's 79, San Diego 72
Championship
Pepperdine 71, St. Mary's 68 (ot)

1992 at Portland
First Round
#4 Gonzaga 61, #5 San Diego 48
#1 Pepperdine 97, #8 Portland 83
#2 Santa Clara 59, #7 St. Mary's 57
#6 San Francisco 100, #3 LMU 85
Semifinals
Gonzaga 54, Santa Clara 51
Pepperdine 67, San Francisco 65
Championship
Pepperdine 73, Gonzaga 70

1993 at San Francisco
First Round
#3 Santa Clara 79, #6 St. Mary's 68
#1 Pepperdine 80, #8 LMU 66
#2 Gonzaga 77, #7 Portland 57
#4 San Francisco 96, #5 San Diego 93 (ot)
Semifinals
Santa Clara 53, Gonzaga 51
Pepperdine 88, San Francisco 67
Championship
Santa Clara 73, Pepperdine 63

1994 at Santa Clara
First Round
#4 San Diego 63, #5 Portland 57
#2 Pepperdine 79, #7 St. Mary's 62
#1 Gonzaga 91, #8 LMU 76
#3 San Francisco 76, #6 Santa Clara 74
Semifinals
San Diego 83, Gonzaga 75
Pepperdine 82, San Francisco 79
Championship
Pepperdine 56, San Diego 53

1995 at Santa Clara
First Round
#2 Portland 65, #7 Pepperdine 52
#8 LMU 87, #1 Santa Clara 83
#3 St. Mary's 72, #6 San Francisco 41
#4 Gonzaga 74, #5 San Diego 57
Semifinals
Portland 74, LMU 68
Gonzaga 69, St. Mary's 67
Championship
Gonzaga 80, Portland 67

1996 at Santa Clara
First Round
#2 Gonzaga 64, #7 St. Mary's 54
#5 Portland 78, #4 San Francisco 72
#8 Pepperdine 63, #1 Santa Clara 60
#6 San Diego 75, #3 LMU 51
Semifinals
Gonzaga 76, Pepperdine 48
Portland 65, San Diego 52
Championship
Portland 76, Gonzaga 68

1997 at LMU
First Round
#3 San Francisco 78, #6 Portland 66
#2 Saint Mary's 85, #7 Pepperdine 69
#8 LMU 70, #1 Santa Clara 61
#4 San Diego 64, #5 Gonzaga 59
Semifinals
Saint Mary's 80, LMU 62
San Francisco 64, San Diego 61
Championship
St. Mary's 66, San Francisco 59

1998 at Santa Clara
First Round
#5 San Francisco 83, #4 St. Mary's 66
#1 Gonzaga 79, #8 LMU 78 (ot)
#7 San Diego 56, #2 Pepperdine 54
#3 Santa Clara 74, #6 Portland 53
Semifinals
Gonzaga 74, San Diego 59
San Francisco 85, Santa Clara 83
Championship
San Francisco 80, Gonzaga 67

1999 at Santa Clara
First Round
#2 Pepperdine 67, #7 San Francisco 65
#1 Gonzaga 85, #8 Portland 63
#6 St. Mary's 65, #3 San Diego 60 (ot)
#4 Santa Clara 77, #5 LMU 64
Semifinals
Gonzaga 70, St. Mary's 57
Santa Clara 58, Pepperdine 54
Championship
Gonzaga 91, Santa Clara 66

2000 at Santa Clara
First Round
#2 Gonzaga 76, #7 St. Mary's 49
#1 Pepperdine 83, #8 LMU 49
#3 San Diego 56, #6 Portland 52
#4 Santa Clara 63, #5 San Francisco 48
Semifinals
Pepperdine 58, Santa Clara 55
Gonzaga 80, San Diego 70
Championship
Gonzaga 69, Pepperdine 65 (ot)

2001 at San Diego
First Round
#2 Pepperdine 81, #7 Portland 71
#1 Gonzaga 105, #8 Saint Mary's 65
#3 Santa Clara 77, #6 LMU 60
#4 San Diego 62, #5 San Francisco 42
Semifinals
Santa Clara 84, Pepperdine 78
Gonzaga 76, San Diego 68
Championship
Gonzaga 80, Santa Clara 77

2002 at San Diego
First Round
#2 Gonzaga 82, #7 LMU 64
#1 Pepperdine 77, #8 Portland 64
#4 San Diego 69, #5 San Francisco 67
#6 Saint Mary's 72, #3 Santa Clara 67
Semifinals
Gonzaga 87, San Diego 79
Pepperdine 68, Saint Mary's 47
Championship
Gonzaga 96, Pepperdine 90

2003 at San Diego
First Round
#7 LMU 65, #6 Portland 63
#5 Saint Mary's 64, #8 Santa Clara 51
Quarterfinals
#3 San Francisco 70, #7 LMU 56
#5 Saint Mary's 75, #4 Pepperdine 71
Semifinals
#2 San Diego 72, #3 San Francisco 63
#1 Gonzaga 73, #5 Saint Mary's 52
Championship
#2 San Diego 72, #1 Gonzaga 63

2004 at Santa Clara
First Round
#7 LMU 82, #6 Portland 77
#5 Santa Clara 82, #8 San Diego 48
Quarterfinals
#3 Pepperdine 78, #7 LMU 67
#5 Santa Clara 81, #4 San Francisco 75
Semifinals
#2 Saint Mary's 79, #3 Pepperdine 74
#1 Gonzaga 63, #5 Santa Clara 62
Championship
#1 Gonzaga 84, #2 Saint Mary's 71

LMU HOOPS' HISTORY

2005 at Santa Clara
First Round
#5 Pepperdine 91, #8 LMU 79
#6 San Francisco 65, #7 Portland 60
Quarterfinals
#3 Santa Clara 67, #6 San Francisco 60
#4 San Diego 86, #5 Pepperdine 80
Semifinals
#2 Saint Mary's 69, #3 Santa Clara 64
#1 Gonzaga 90, #4 San Diego 74
Championship
#1 Gonzaga 80, #2 Saint Mary's 67

2006 at Gonzaga
First Round
#5 San Diego 85, #8 Pepperdine 72
#6 Santa Clara 72, #7 Portland 68
Quarterfinals
#5 San Diego 62, #4 USF 59
#3 Saint Mary's 76, #6 Santa Clara 72 (OT)
Semifinals
#1 Gonzaga 96, #5 San Diego 92 (OT)
#2 LMU 66, #3 Saint Mary's 63
Championship
#1 Gonzaga 68, #2 LMU 67

2007 at Portland
First Round
#5 San Diego 95, #8 Pepperdine 82
#7 Portland 55, #6 LMU 41
Quarterfinals
#5 San Diego 77, #4 San Francisco 75
#3 Saint Mary's 87, #7 Portland 47
Semifinals
#1 Gonzaga 88, #5 San Diego 70
#2 Santa Clara 63, #3 Saint Mary's 47
Championship
#1 Gonzaga 77, #2 Santa Clara 68

2008 at San Diego
First Round
#5 San Francisco 79, #8 LMU 60
#6 Pepperdine 50, #7 Portland 48 (ot)
Quarterfinals
#4 Santa Clara 51, #5 San Francisco 50
#3 San Diego 73, #6 Pepperdine 55
Semifinals
#1 Gonzaga 52, #4 Santa Clara 48
#3 San Diego 75, #2 Saint Mary's 69 (2ot)
Championship
#3 San Diego 69, #1 Gonzaga 62

2009 at Las Vegas
FIRST ROUND - MARCH 6
#5 San Diego 62, #8 LMU 56
#6 Pepperdine 93, #7 San Francisco 85
QUARTERFINAL ROUND - MARCH 7
#4 Santa Clara 80, #5 San Diego 69
#3 Portland 69, #6. Pepperdine 45
SEMIFINAL ROUND - MARCH 8
#1 Gonzaga 94, #4 Santa Clara 59
#2 Saint Mary's 71, #3 Portland 61
CHAMPIONSHIP GAME - MARCH 9
#1 Gonzaga 83, #2 Saint Mary's 58

2010 at Las Vegas
FIRST ROUND - MARCH 5
#5 LMU 87, #8 Pepperdine 84
#6 San Diego 61, #7 Santa Clara 59
QUARTERFINAL ROUND - MARCH 6
#5 LMU 84, #4 San Francisco 76
#3 Portland 72, #6 San Diego 57
SEMIFINAL ROUND - MARCH 7
#1 Gonzaga 77, #5 LMU 62
#2 Saint Mary's 69, #3 Portland 55
CHAMPIONSHIP GAME - MARCH 8
#2 Saint Mary's 81, #1 Gonzaga 62

2011 at Las Vegas
FIRST ROUND - MARCH 4
#8 LMU 73, #5 Portland 68
#6 Pepperdine 84, #7 San Diego 81
QUARTERFINAL ROUND - MARCH 5
#4 Santa Clara 76, #8 LMU 68
#3 San Francisco 76, #6 Pepperdine 59
SEMIFINAL ROUND - MARCH 6
#1 Saint Mary's 73, #4 Santa Clara 64
#2 Gonzaga 71, #3 San Francisco 67
CHAMPIONSHIP GAME - MARCH 7
#2 Gonzaga 75, #1 Saint Mary's 63

2012 at Las Vegas
OPENING ROUND - FEB. 29
#8 Portland 74, #9 Santa Clara 70
SECOND ROUND - MARCH 1
#5 San Francisco 84, #8 Portland 62
#6 San Diego 76, #7 Pepperdine 54
QUARTERFINAL ROUND - MARCH 2
#5 San Francisco 67, #4 LMU 60
#3 BYU 73, #6 San Diego 68
SEMIFINAL ROUND - MARCH 3
#1 Saint Mary's 83, #5 San Francisco 78
#2 Gonzaga 77, #3 BYU 58
CHAMPIONSHIP GAME - MARCH 5
#1 Saint Mary's 78, #2 Gonzaga 74 (OT)

2013 at Las Vegas
OPENING ROUND - MARCH 6
#9 LMU 65, #8 Portland 54
SECOND ROUND - MARCH 7
#9 LMU 61, #5 San Francisco 60 (OT)
#6 San Diego 62, #7 Pepperdine 59
QUARTERFINAL ROUND - MARCH 8
#9 LMU 60, #4 Santa Clara 58
#6 San Diego 72, #3 BYU 69
SEMIFINAL ROUND - MARCH 9
#1 Gonzaga 66, #9 LMU 48
#2 Sainta Mary's 69, #6 San Diego 66 (OT)
CHAMPIONSHIP GAME - MARCH 11
#1 Gonzaga 65, #2 Saint Mary's 51

2014 at Las Vegas
FIRST ROUND - MARCH 6
#10 LMU 67, #7 Portland 64
#8 Santa Clara 81, #9 Pacific 64
QUARTERFINAL ROUND - MARCH 8
#3 San Francisco 69, #6 San Diego 60
#2 BYU 85, #10 LMU 74
#1 Gonzaga 77, #8 Santa Clara 75
#4 Saint Mary's 80, #5 Pepperdine 69
SEMIFINAL ROUND - MARCH 10
#1 Gonzaga 70, #4 Saint Mary's 54
#2 BYU 79, #3 San Francisco 77
CHAMPIONSHIP GAME - MARCH 11
#1 Gonzaga 75, #2 BYU 64

2015 at Las Vegas
FIRST ROUND - MARCH 6
#8 San Francisco 62, #9 Pacific 58
#7 Santa Clara 85, #10 LMU 54
QUARTERFINAL ROUND - MARCH 7
#6 Portland 69, #3 Saint Mary's 52
#4 Pepperdine 50, #5 San Diego 47
#1 Gonzaga 81, #8 San Francisco 72
#2 BYU 78, #7 Santa Clara 76
SEMIFINAL ROUND - MARCH 10
#1 Gonzaga 79, #4 Pepperdine 61
#2 BYU 84, #6 Portland 70
CHAMPIONSHIP GAME - MARCH 11
#1 Gonzaga 91, #2 BYU 75

2016 at Las Vegas
FIRST ROUND - MARCH 4
#8 LMU 64, #9 San Diego 61
QUARTERFINAL ROUND - MARCH 5
#3 BYU 72, #6 Santa Clara 60
#4 Pepperdine 90, #5 San Francisco 86
#1 Saint Mary's 60, #8 LMU 48
#2 Gonzaga 92, #7 Portland 67
SEMIFINAL ROUND - MARCH 7
#1 Saint Mary's 81, #4 Pepperdine 66
#2 Gonzaga 88, #3 BYU 84
CHAMPIONSHIP GAME - MARCH 8
#2 Gonzaga 85, #1 Saint Mary's 75

2017 at Las Vegas
FIRST ROUND - MARCH 3
#8 Pepperdine 84, #9 Pacific 89
#7 San Diego 55, #10 Portland
QUARTERFINAL ROUND - MARCH 4
#1 Gonzaga 82, #9 Pacific 50
#4 Santa Clara 76, #5 San Francisco 69
#2 Saint Mary's 81, #10 Portland 58
#3 BYU 89, #6 LMU 81
SEMIFINAL ROUND - MARCH 6
#1 Gonzaga 82, #4 Santa Clara 68
#2 Saint Mary's 81, #3 BYU 50
CHAMPIONSHIP GAME - MARCH 7
#1 Gonzaga 74, #2 Saint Mary's 56

2018 at Las Vegas
FIRST ROUND - MARCH 2
#8 LMU 78, #9 Portland 72
#10 Pepperdine 85, #7 Santa Clara 69
QUARTERFINAL ROUND - MARCH 3
#3 BYU 85, #6 San Diego 79
#4 San Francisco 71, #5 Pacific 70 (OT)
#1 Gonzaga 83, #8 LMU 69
#2 Saint Mary's 69, #10 Pepperdine 66
SEMIFINAL ROUND - MARCH 5
#1 Gonzaga 88, #4 San Francisco 60
#3 BYU 85, #2 Saint Mary's 72
CHAMPIONSHIP GAME - MARCH 6
#1 Gonzaga 74, #3 BYU 54

2019 at Las Vegas
FIRST ROUND - MARCH 7
#8 Pepperdine 61, #9 Portland 53
#7 San Diego 67, #10 Portland 47
SECOND ROUND - MARCH 8
#8 Pepperdine 68, #5 LMU 65
#7 San Diego 62, #6 Santa Clara 45
QUARTERFINAL ROUND - MARCH 9
#8 Pepperdine 89, #4 San Francisco 72
#7 San Diego 80, #3 BYU 57
SEMIFINAL ROUND - MARCH 11
#1 Gonzaga 100, #8 Pepperdine 74
#2 Saint Mary's 72, #7 San Diego 62
CHAMPIONSHIP GAME - MARCH 12
#2 Saint Mary's 60, #1 Gonzaga 47

2020 at Las Vegas
FIRST ROUND - MARCH 5
#8 LMU 75, #9 San Diego 61
#7 Santa Clara 76, #10 Portland 62
SECOND ROUND - MARCH 6
#5 San Francisco 82, #8 LMU 63
#6 Pepperdine 84, #7 Santa Clara 73
QUARTERFINAL ROUND - MARCH 7
#5 San Francisco 72, #4 Pacific 54
#3 Saint Mary's 89, #6 Pepperdine 82 (OT)
SEMIFINAL ROUND - MARCH 9
#1 Gonzaga 81, #5 San Francisco 77
#3 Saint Mary's 51, #2 BYU 50
CHAMPIONSHIP GAME - MARCH 10
#1 Gonzaga 84, #3 Saint Mary's 66

LMU HOOPS' HISTORY

2021 at Las Vegas

FIRST ROUND - MARCH 4
#8 San Francisco 67, #9 San Diego 51
#7 Santa Clara 95, #10 Portland 86
SECOND ROUND - MARCH 5
#5 LMU 70, #8 San Francisco 66
#7 Santa Clara 81, #6 Pacific 76
QUARTERFINAL ROUND - MARCH 6
#4 Saint Mary's 52, #5 LMU 47
#3 Pepperdine 78, #7 Santa Clara 70
SEMIFINAL ROUND - MARCH 8
#1 Gonzaga 78, #4 Saint Mary's 55
#2 BYU 82, #3 Pepperdine 77
CHAMPIONSHIP GAME - MARCH 9
#1 Gonzaga 88, #2 BYU 78

2022 at Las Vegas

FIRST ROUND - MARCH 3
#8 LMU 86, #9 Pacific 66
#7 San Diego 74, #10 Pepperdine 67
SECOND ROUND - MARCH 4
#5 BYU 85, #8 LMU 60
#6 Portland 73, #7 San Diego 55
QUARTERFINAL ROUND - MARCH 5
#4 San Francisco 75, #5 BYU 63
#3 Santa Clara 91, #6 Portland 67
SEMIFINAL ROUND - MARCH 7
#1 Gonzaga 81, #4 San Francisco 71
#2 Saint Mary's 75, #3 Santa Clara 72
CHAMPIONSHIP GAME - MARCH 8
#1 Gonzaga 82, #2 Saint Mary's 69

2023 at Las Vegas

FIRST ROUND - MARCH 3
#8 Portland 63, #9 San Diego 74
#7 Pacific 84, #10 Pepperdine 71
SECOND ROUND - MARCH 3
#5 BYU 82, #8 Portland 71
#6 San Francisco 80, #7 Pacific 63
QUARTERFINAL ROUND - MARCH 4
#5 BYU 73, #4 LMU 63
#6 San Francisco 93, #3 Santa Clara 87 (2OT)
SEMIFINAL ROUND - MARCH 6
#1 Saint Mary's 76, #5 BYU 69
#2 Gonzaga 84, #6 San Francisco 73
CHAMPIONSHIP GAME - MARCH 7
#2 Gonzaga 77, #1 Saint Mary's 51

2024 at Las Vegas

FIRST ROUND - MARCH 7
#8 Pepperdine, #9 Pacific 43
SECOND ROUND - MARCH 8
#5 San Diego 57, #8 Pepperdine 52
#6 Portland 78, #7 LMU 70
QUARTERFINAL ROUND - MARCH 9
#4 Santa Clara 104, #5 San Diego 79
#3 San Francisco 72, #6 Portland 51
SEMIFINAL ROUND - MARCH 11
#1 Saint Mary's 79, #4 Santa Clara 65
#2 Gonzaga 89, #3 San Francisco 7
CHAMPIONSHIP GAME - MARCH 12
#1 Saint Mary's 69, #2 Gonzaga 60

2025 at Las Vegas

FIRST ROUND - MARCH 6
#11 San Diego 81, #10 Pacific 77
SECOND ROUND - MARCH 7
#9 Pepperdine 86, #8 Portland 73
#7 LMU 100, #10 San Diego 74
THIRD ROUND - MARCH 8
#9 Pepperdine 77, #5 Oregon State 73
#6 Washington State 94, #7 LMU 77
QUARTERFINAL ROUND - MARCH 9
#9 Pepperdine 78, #4 Santa Clara 76
#3 San Francisco 86, #6 Washington State 75
SEMIFINAL ROUND - MARCH 10
#1 Saint Mary's 74, #9 Pepperdine 59
#2 Gonzaga 85, #3 San Francisco 76
CHAMPIONSHIP GAME - MARCH 11
#2 Gonzaga 58, #1 Saint Mary's 51

WCC TOURNAMENT RECORDS



» Hank Gathers' 186 points is the career leader in the WCC Tournament. He was the MVP twice (1988 & 1989).

Individual-Single Game

POINTS

1.	34	Terrell Lowery	USF, 3/2/91
2.	33	Hank Gathers	Portland, 3/5/88
3.	31	Hank Gathers	Gonzaga, 3/4/89
	31	Joe Quintana	Pacific, 3/3/22
4.	30	Hank Gathers	Santa Clara, 3/6/89
	30	Sherman Gay	Portland, 3/5/04

REBOUNDS

1.	18	Hank Gathers	Portland, 3/5/88
2.	16	Hank Gathers	Santa Clara, 3/6/89
3.	15	Sherman Gay	Portland, 3/5/04
	15	Matthew Knight	Saint Mary's, 3/5/06
5.	14	Kenny Hotopp	Santa Clara, 3/1/97
	14	Kenny Hotopp	Gonzaga, 2/28/98

ASSISTS

1.	12	Corey Gaines	Santa Clara, 3/7/88
2.	11	Tony Walker	Gonzaga, 3/3/90
3.	10	Tony Walker	USF, 3/7/92
4.	8	Will Johnston	San Diego, 3/7/25
	8	Anthony Ireland	Portland, 3/6/14
	8	Terrell Lowery	USF, 3/2/91
	8	Corey Gaines	Portland, 3/5/88
	8	Corey Gaines	Pepperdine, 3/6/88

BLOCKS

1.	4	Chris Ayer	USF, 3/8/03
	4	Sherman Gay	Pepperdine, 3/6/04
3.	3	6 Players (Last: Gabe Levin, 3/8/14)	

STEALS

1.	7	Anthony Ireland	Santa Clara, 3/8/13
2.	6	Tom Peabody	USF, 3/2/91
3.	5	Tom Peabody	Gonzaga, 3/4/89
	5	Tony Walker	USF, 3/7/92
	5	Jeffery McClendon	Gonzaga, 3/3/18

FIELD GOALS

1.	13	Hank Gathers	Portland, 3/5/88
2.	12	Hank Gathers	Gonzaga, 3/4/89
	12	Hank Gathers	Gonzaga, 3/3/90
	12	Terrell Lowery	USF, 3/2/91
5.	11	Bo Kimble	Pepperdine, 3/5/89
	11	Sherman Gay	Portland, 3/5/04
	11	Cam Shelton	BYU, 3/4/23

FIELD GOAL ATTEMPTS

1.	26	Bo Kimble	Santa Clara, 3/7/88
2.	25	Bo Kimble	Portland, 3/5/88
3.	24	Cam Shelton	BYU, 3/4/23
4.	23	Terrell Lowery	USF, 3/2/91
5.	22	Jeff Fryer	Gonzaga, 3/3/90

FIELD GOAL PERCENTAGE *minimum 5 made FGs

1.	1.000	Wyking Jones (6-6)	SCU, 3/4/95
2.	.875	Tony Walker (7-8)	USF, 3/7/92
3.	.857	Ashley Hamilton (6-7)	USF, 3/6/10
4.	.833	Aaron McBride (5-6)	USD, 3/7/25
	.833	Rahim Harris (5-6)	USF, 3/2/91
	.833	Ime Oduok (5-6)	Gonzaga, 3/5/94
7.	.818	Eli Scott (9-11)	USF, 3/5/21

THREE-POINT FIELD GOALS

1.	8	Joe Quintana	Pacific, 3/3/22
2.	7	Will Johnston	San Diego, 3/7/25
3.	6	Per Stumer	Gonzaga, 3/4/89
	6	Jeff Fryer	Pepperdine, 3/5/89
5.	5	Bo Kimble	Pepperdine, 3/6/88

THREE-POINT FIELD GOAL ATTEMPTS

1.	14	Bo Kimble	Pepperdine, 3/6/88
2.	13	Adoyah Miller	Portland, 3/2/07
3.	12	Bo Kimble	Santa Clara, 3/7/88
4.	10	Jeff Fryer	San Diego, 2/28/87
	10	Jeff Fryer	Gonzaga, 3/3/90
	10	Brandon Brown	BYU, 3/4/17
	10	Joe Quintana	Pacific, 3/3/22

THREE-POINT FG PERCENTAGE min. 2 3-Pt. FGs

1.	1.000	John Anthony (2-2)	Gonzaga, 3/5/94
	1.000	Elton Mashack (2-2)	Gonzaga, 2/28/98
	1.000	Brandon Worthy (2-2)	Gonzaga, 3/7/06
	1.000	Drew Viney (2-2)	USF, 3/6/10
	1.000	Zafir Williams (2-2)	Gonzaga, 3/3/18
	1.000	Jevon Porter (2-2)	San Diego, 3/7/25
7.	.875	Will Johnston (7-8)	San Diego, 3/7/25
8.	.800	Drew Viney (4-5)	Portland, 3/4/11
	.800	Joe Quintana (8-10)	Pacific, 3/3/22

FREE THROWS

1.	14	Hank Gathers	Santa Clara, 3/6/89
2.	13	Keli Leaupepe	San Diego, 3/5/20
	13	Ashley Hamilton	Pepperdine, 3/5/10
3.	11	James Batemon	Portland, 3/2/18
4.	9	Mike Yoest	Santa Clara, 3/7/88
	9	Mike O'Quinn	Santa Clara, 3/4/95
	9	Jim Williamson	St. Mary's, 3/2/97
	9	Anthony Ireland	BYU, 3/8/14

FREE THROW ATTEMPTS

1.	21	Hank Gathers	Santa Clara, 3/6/89
2.	15	Hank Gathers	Portland, 3/5/88
	15	Sherman Gay	Portland, 3/5/04
	15	Ashley Hamilton	Pepperdine, 3/5/10
4.	13	Keli Leaupepe	San Diego, 3/5/20

FREE THROW PERCENTAGE minimum 5 FTs

1.	1.000	Keli Leaupepe (13-13)	San Diego, 3/4/20
2.	1.000	Alex Merkviladze (8-8)	San Diego, 3/7/25
3.	1.000	Chris Nikchevich (7-7)	at USD, 2/28/87
	1.000	Mattias Markusson (7-7)	USF, 3/5/21
5.	1.000	Bo Kimble (6-6)	Gonzaga, 3/4/89
	1.000	Jim Williamson (6-6)	Santa Clara, 3/1/97
	1.000	Charles Brown (6-6)	Pepperdine, 3/4/05
8.	1.000	Jeff Fryer (5-5)	Gonzaga, 3/3/90

Individual - Career

POINTS

1.	186	Hank Gathers, 7 games
2.	152	Anthony Ireland, 9 games
3.	145	Bo Kimble, 7 games
4.	128	Ashley Hamilton, 10 games
5.	117	Eli Scott, 8 games
6.	116	Jeff Fryer, 8 games
7.	97	Drew Viney, 6 games
8.	87	Enoch Simmons, 7 games

SCORING AVERAGE minimum 3 games

Rk	Avg.	Name	G	Pts
1.	26.6	Hank Gathers	7	186
2.	22.3	James Batemonn	3	67
3.	20.7	Bo Kimble	7	145
4.	20.3	Corey Gaines	3	61
5.	20.0	Mike O'Quinn	3	60
6.	17.6	Drew Viney	5	88
7.	16.9	Anthony Ireland	9	152
8.	16.0	Mike Yoest	4	64
9.	15.0	Matthew Knight	3	45
	15.0	Keli Leaupepe	3	45
11.	14.6	Eli Scott	8	117

REBOUNDS

1.	85	Hank Gathers, 7 games
2.	69	Ashley Hamilton, 10 games
3.	63	Eli Scott, 8 games
4.	45	Drew Viney, 6 games
5.	44	Mark Armstrong, 4 games
	44	Kenny Hotopp, 6 games
7.	41	Bo Kimble, 7 games
8.	40	Godwin Okonji, 7 games

REBOUNDING AVERAGE minimum 3 games

Rk	Avg.	Name	G	Reb
1.	12.1	Hank Gathers	7	85
2.	11.0	Mark Armstrong	4	44
3.	9.8	Matthew Knight	4	39
4.	8.8	Per Stumer	4	35
5.	7.9	Eli Scott	8	63
6.	7.5	Drew Viney	6	45
7.	7.3	Kenny Hotopp	6	44
	7.3	Godwin Okonji	3	22
9.	6.9	Ashley Hamilton	10	69

ASSISTS

1.	30	Anthony Ireland, 9 games
2.	28	Corey Gaines, 3 games
3.	25	Enoch Simmons, 7 games
4.	23	Charles Brown, 6 games
	23	Eli Scott, 8 games
6.	21	Tony Walker, 2 games
	21	Jim Williamson, 6 games

ASSIST AVERAGE * minimum 3 games

Rk	Avg.	Name	G	Assists
1.	10.5	Tony Walker	2	21
2.	9.3	Corey Gaines	3	28
3.	4.0	Damian Martin	4	16
4.	3.8	Charles Brown	6	23
5.	3.6	Terrell Lowery	5	18
	3.6	Vernon Teel	5	18
7.	3.6	Enoch Simmons	7	25
8.	3.5	Jim Williamson	6	21

BLOCKS

1.	10	Ashley Hamilton, 10 games
	10	Sherman Gay, 6 games
	10	Chris Ayer, 7 games

4. 7 Hank Gathers, 7 games
   7 Ashley Hamilton, 5 games

STEALS
1. 21 Anthony Ireland, 9 games
2. 16 Hank Gathers, 7 games
3. 15 Bo Kimble, 7 games
4. 14 Tom Peabody, 5 games
5. 11 Mike Yoest, 4 games
6. 10 Drew Viney, 5 games

FIELD GOALS
1. 73 Hank Gathers, 7 games
2. 54 Bo Kimble, 7 games
3. 52 Anthony Ireland, 9 games
4. 45 Ashley Hamilton, 10 games
5. 42 Eli Scott, 8 games

FIELD GOAL ATTEMPTS
1. 145 Bo Kimble, 7 games
2. 132 Anthony Ireland, 9 games
3. 120 Hank Gathers, 7 games
4. 105 Ashley Hamilton, 10 games
5. 102 Jeff Fryer, 8 games

FIELD GOAL PERCENTAGE *minimum 5 fga pg (3 game min.)
1. .778 Ime Oduok (21-27), 4 games
2. .618 Mike O'Quinn (21-34), 3 games
3. .608 Hank Gathers (73-120), 7 games
4. .600 Corey Gaines (21-35), 3 games
   .600 Damian Martin (12-20), 4 games

THREE-POINT FIELD GOALS
1. 21 Jeff Fryer, 8 games
2. 16 Bo Kimble, 7 games
3. 12 Anthony Ireland, 9 games
4. 10 Jarred DuBois, 5 games
   10 Anthony Ireland, 7 games

THREE-POINT FIELD GOAL ATTEMPTS
1. 60 Jeff Fryer, 8 games
2. 58 Bo Kimble, 7 games
3. 32 Jim Williamson, 6 games
4. 29 Terrell Lowery, 5 games
5. 26 Wes Wardrop, 7 games

THREE-POINT FIELD GOAL PERCENTAGE
minimum 3 3-Pt. FGs attempted per game, min. 3 games
1. .500 Per Stumer (8-16), 4 games
2. .476 Jarred DuBois (10-21), 5 games
3. .450 Drew Viney (9-20), 6 games
4. .421 Robin Kirksey (8-19), 5 games

FREE THROWS
1. 40 Hank Gathers, 7 games
2. 32 Eli Scott, 8 games
3. 26 Vernon Teel, 5 games
4. 24 Ashley Hamilton, 5 games
5. 23 Jeff Fryer, 8 games
6. 22 Mike Yoest, 4 games
7. 21 Bo Kimble, 7 games
   21 Anthony Ireland, 7 games
   21 Mattias Markusson, 6 games

FREE THROW ATTEMPTS
1. 73 Hank Gathers, 7 games
2. 43 Vernon Teel, 4 games
3. 42 Eli Scott, 7 games
4. 38 Ashley Hamilton, 6 games
5. 33 Bo Kimble, 7 games
6. 32 Jeff Fryer, 8 games



» Enoch Simmons helped the Lions to the WCC Tournament title in 1988 while averaging 3.6 assists per game.



» Haywood Eaddy in two games of the WCC Tournament had 12 assists, putting him third in assists per game.

FREE THROW PCT. *minimum 2.5 FTM per game, min. 2 games
1. 1.000 Keli Leaupepe (20-20), 3 games
2. 1.000 Haywood Eaddy (6-6), 2 games
   1.000 Greg Lakey (6-6), 2 games
4. .941 Terrell Lowery (16-17), 5 games
5. .905 Jim Williamson (19-21), 6 games

Team - Single Game

MOST POINTS
1. 121 Gonzaga, 3/3/90
2. 112 Pepperdine, 3/5/89
3. 110 Portland, 3/5/88
4. 109 Pepperdine, 3/6/88
5. 104 Santa Clara, 3/7/88

FEWEST POINTS
1. 44 at Portland, 3/2/07
2. 47 Saint Mary's, 3/6/21
2. 49 Pepperdine, 3/4/00

MOST REBOUNDS
1. 66 Gonzaga, 3/3/90
2. 52 Gonzaga, 2/28/98
3. 49 Santa Clara, 3/6/89
4. 47 Portland, 3/5/88
5. 45 Saint Mary's, 3/2/97
   45 Saint Mary's, 3/6/06

FEWEST REBOUNDS
   28 USF, 3/7/92

HIGHEST REBOUND MARGIN
1. +24 Gonzaga, 3/3/90
2. +16 Saint Mary's, 3/6/06
3. +10 San Diego, 3/2/96
   +10 Portland, 3/5/04
5. +6 Portland, 3/7/03

LOWEST REBOUND MARGIN
   -20 vs. Pepperdine, 3/4/00

MOST ASSISTS
1. 26 San Diego, 3/7/25
   23 vs. Gonzaga, 3/3/90
   23 USF, 3/7/92
3. 22 Pepperdine, 3/5/89
4. 18 Pepperdine, 3/6/88
   at Santa Clara, 3/7/88

FEWEST ASSISTS
1. 3 Santa Clara, 3/5/11
2. 4 Gonzaga, 3/7/10

MOST STEALS
1. 16 Gonzaga, 3/3/90
2. 14 Gonzaga, 3/4/89
   14 Santa Clara, 3/6/89
   14 USF, 3/2/91

FEWEST STEALS
   2 Gonzaga, 2/28/98 / Portland, 3/5/04

MOST BLOCKS
1. 6 Gonzaga, 3/2/02
   6 Pepperdine, 3/6/04
   6 Pepperdine, 3/5/10
   6 San Diego, 3/7/25
4. 5 5x (Recent: Pepperdine, 3/4/05)

FEWEST BLOCKS
   0 San Diego, 2/28/87
   0 Santa Clara, 3/7/88
   0 Saint Mary's, 3/6/06

FEWEST TURNOVERS
1. 7 Portland, 3/6/14
2. 8 Portland, 3/5/04
3. 9 Gonzaga, 3/4/89
   9 Portland, 3/4/11
4. 10 San Diego, 2/28/87
   10 Pepperdine, 3/5/10

MOST TURNOVERS
   25 Gonzaga, 3/5/94

BEST TURNOVER MARGIN
1. +13 Gonzaga, 3/4/89
2. +12 Portland, 3/6/14
3. +11 Santa Clara, 3/6/89
4. +10 Portland, 3/5/88
   +10 at Santa Clara, 3/7/88

WORST TURNOVER MARGIN
   -13 Portland, 3/5/95

FIELD GOALS
1. 48 Gonzaga, 3/3/90
2. 41 Portland, 3/5/88
   41 Pepperdine, 3/5/89

LMU HOOPS' HISTORY

4. 38 USF, 3/7/92
5. 37 3x (Recent: Gonzaga, 3/4/89)

FEWEST FIELD GOALS
1. 15 at Portland, 3/2/07
2. 16 Pepperdine, 3/4/00

MOST FIELD GOAL ATTEMPTS
1. 96 Gonzaga, 3/3/90
2. 87 Portland, 3/5/88
3. 80 Pepperdine, 3/6/88
80 Santa Clara, 3/7/88
80 Gonzaga, 3/4/89

FEWEST FIELD GOAL ATTEMPTS
1. 40 San Francisco, 3/5/21
2. 44 Portland, 3/5/95

HIGHEST FIELD GOAL PERCENTAGE
1. .632 San Diego, (36-57), 3/7/25
2. .577 Santa Clara (30-52), 3/4/95
3. .547 Portland (29-53), 3/5/04
4. .545 Portland (24-44), 3/5/95
5. .526 Pepperdine (41-78), 3/5/89

LOWEST FIELD GOAL PERCENTAGE
1. .257 St. Mary's (18-70), 3/2/97

THREE-POINT FIELD GOALS
1. 14 Pepperdine, 3/5/89
2. 13 Pacific, 3/3/22
3 12 San Diego, 3/7/25
4. 11 Gonzaga, 3/5/94

FEWEST THREE-POINT FIELD GOALS
1. 1 San Diego, 3/2/96
1 Pepperdine, 3/4/00

MOST THREE-POINT FIELD GOAL ATTEMPTS
1. 31 BYU, 3/4/17
2. 30 Santa Clara, 2/27/99
3. 28 Pepperdine, 3/6/88
4. 27 Pepperdine, 3/5/89
5. 23 Pacific, 3/3/22

FEWEST THREE-POINT FIELD GOAL ATTEMPTS
6 San Francisco, 3/8/03

HIGHEST THREE-POINT FG PERCENTAGE
1. .571 San Diego (12-for-21), 3/7/25
2. .550 Gonzaga (11-20), 3/5/94
3. .541 Pacific, (13-24), 3/3/22
4. .518 Pepperdine (14-27), 3/5/89
5. .471 Portland (8-17), 3/4/11

LOWEST THREE-POINT FG PERCENTAGE
1. .056 San Diego (1-18), 3/2/96

FREE THROWS
1. 27 Pepperdine, 3/5/10
2. 25 Pepperdine, 3/6/88
3. 24 Santa Clara, 3/7/88
24 Santa Clara, 3/4/95
24 St. Mary's, 3/2/97
24 BYU, 3/8/14

FEWEST FREE THROWS
1. 3 Santa Clara, 2/27/99

MOST FREE THROWS ATTEMPTS
1. 41 Portland, 3/5/88
2. 39 Pepperdine, 3/6/88
3. 37 Santa Clara, 3/6/89
4. 36 Pepperdine, 3/5/10
5. 34 Portland, 3/5/04

FEWEST FREE THROW ATTEMPTS
1. 4 Santa Clara, 2/27/99

HIGHEST FREE THROW PERCENTAGE
1. 1.000 Gonzaga (16-16), 3/2/02
2. .923 Saint Mary's (12-13), 3/6/21
3. .904 San Francisco (19-21), 3/5/21
4. .889 San Diego (16-for-18), 3/7/25
5. .828 St. Mary's (24-29), 3/2/97
6. .818 USF (18-22), 3/2/91
7. .800 BYU (24-30), 3/8/14
.800 Portland (8-10), 3/4/11
.800 USF (20-25), 3/6/10
.800 Gonzaga (16-20), 3/7/10
.800 Santa Clara (24-30), 3/7/88

LOWEST FREE THROW PERCENTAGE
1. .333 Saint Mary's (7-21), 3/6/06

» Paul Westhead led the Lions to two WCC Tournament titles, with his team setting the scoring mark at 120 in 1990.



Opponent Records

INDIVIDUAL

Points:	45	Tim Owens, USF (3/2/91)
Rebs:	20	Darryl Johnson, USF (3/7/92)
Assists:	16	Donny Moore, Pep (3/6/88)
Blocks:	3	Jens Gordon, Santa Clara (3/6/89)
	3	Atiki Ally Atiki, BYU (3/4/23)
Steals:	6	Scott Spink, Gonzaga, 3/5/94
FG:	15	Tim Owens, USF, 3/2/91
FG Att:	26	Jim McPhee, Gonzaga, 3/3/90
FG Pct.:	.889	Tomas Thompson (8-9), USF (3/7/92)
3-pt FG:	8	Tomas Thompson, USF (3/7/92)
3-pt Att.:	13	Shann Ferch, Pepperdine, 3/5/89
3-pt FG%:	1.000	Tomas Thompson (8-8), USF (3/7/92)
FT Made:	15	Tim Owens, USF (3/2/91)
FT Att.:	15	Tim Owens, USF (3/2/91)
FT Pct.:	1.000	Tim Owens (15-15), USF (3/2/91)

TEAM

Points:	106	Pepperdine, 3/6/88
Fewest Pts.:	52	Saint Mary's, 3/6/21
Rebounds:	57	Santa Clara, 3/6/89
Fewest Rbs:	22	Santa Clara, 3/4/95
Reb. margin:	+20	Pepperdine, 3/4/00
Lowest Reb.:	-24	Gonzaga, 3/3/90
Assists:	34	Portland, 3/5/88
Fewest Asst:	6	Santa Clara, 3/5/11
		Saint Mary's, 3/6/06
Steals:	13	Portland, 3/7/03
Fewest Steals:	1	Pepperdine, 3/5/89
Blocks:	6	Santa Clara, 3/6/89
Fewest Blocks:	0	Santa Clara, 3/4/95
	0	Santa Clara, 3/1/97
Fewest TOs:	5	Portland, 3/5/04
Most TOs:	28	Portland, 3/5/88
TO Margin:	+13	Portland, 3/5/95
Worst TO:	-13	Gonzaga, 3/4/89
Field Goals:	43	Portland, 3/5/88
	43	Pepperdine, 3/6/88
	43	Santa Clara, 3/7/88
Fewest FG:	17	Saint Mary's, 3/6/21
Most FG Att:	84	Pepperdine, 3/5/89
Fewest FG Att.:	43	Saint Mary's, 3/6/21
FG Pct.:	.672	Santa Clara (43-64), 3/7/88
	.672	Gonzaga (39-58), 3/4/89
Lowest FG Pct.:	.338	Santa Clara (22-65), 3/1/97
3-pt FG:	11	San Diego, 2/28/87
Fewest 3-pt FG:	0	BYU, 3/8/14
	0	Santa Clara, 3/6/89
3-pt FG Att.:	32	Gonzaga, 2/28/98
Fewest 3-pt Att:	4	Gonzaga, 3/3/90
	4	USF, 3/2/91
3-pt Pct.:	1.000	Gonzaga (5-5), 3/4/89
Lowest 3-pt Pct:	.000	BYU (0-12), 3/8/14
	.000	Santa Clara (0-7), 3/6/89
Free Throws:	30	Gonzaga, 3/5/94
	30	Pepperdine, 3/4/05
Fewest FT:	1	San Francisco, 3/5/21
Most FT Att.:	40	Pepperdine, 3/4/05
Fewest FT Att:	5	San Francisco, 3/5/21
FT Pct.:	.833	Gonzaga (15-18), 3/4/89
Lowest FT Pct:	.200	San Francisco (1-5), 3/5/21

LMU IN THE POSTSEASON

(Records for NCAA and NIT Tournaments only)

Individual Records

POINTS SCORED
Game: 45, Bo Kimble (vs. New Mexico St.; 3/16/90)
Career: 204, Bo Kimble (7 Games)

REBOUNDS
Game: 18, Bo Kimble (vs. New Mexico St.; 3/16/90)
Career: 57, Bo Kimble (7 Games)

ASSISTS
Game: 11, Keith Smith (vs. Wyoming; 3/17/86)*
Career: 20, Corey Gaines (2 Games)

BLOCKS**
Game: 2, Four players (last: Chris Knight vs. UNLV)
Career: 3, Chris Knight (4 Games)
**not including 1961 tournament or NIT game vs. Cal

STEALS**
Game: 4, Hank Gathers (vs. Wyoming; 3/17/88)
Tony Walker (vs. New Mexico St.; 3/16/90)
Jeff Fryer (vs. Michigan; 3/18/90)
Bo Kimble (vs. Michigan; 3/18/90)
Career: 3, Chris Knight (4 Games)
**not including 1961 tournament games

FIELD GOALS MADE
Game: 17, Bo Kimble (vs. New Mexico St.; 3/16/90)
Career: 73, Bo Kimble (7 Games)

FIELD GOAL ATTEMPTS
Game: 35, Bo Kimble (vs. New Mexico St.; 3/16/90)
Career: 187, Bo Kimble (7 Games)

FIELD GOAL PERCENTAGE minimum 5 made FGs per game
Game: .857 (6-7), Enoch Simmons (vs. Cal.; 3/13/86)
Career: .563 (18-32), Ed Bento (2 Games)

THREE-POINT FIELD GOALS
Game: 11, Jeff Fryer (vs. Michigan; 3/18/90)
Career: 38, Jeff Fryer (7 Games)

THREE-POINT FIELD GOAL ATTEMPTS
Game: 22, Jeff Fryer (vs. Arkansas; 3/16/89)
Career: 97, Jeff Fryer (7 Games)

THREE-POINT FIELD GOAL PERCENTAGE
minimum 1.5 3-Pt. FGs per game
Game: .733 (11-15), Jeff Fryer (vs. Mich.; 3/18/90)
Career: .444 (8-18), Per Stumer (5 Games)

FREE THROWS MADE
Game: 15, Mike Yoest (vs. Wyoming; 3/17/88)
Career: 36, Bo Kimble (7 Games)

FREE THROW ATTEMPTS
Game: 18, Bo Kimble (vs. Michigan; 3/18/90)
Career: 43, Bo Kimble (7 Games)

FREE THROW PERCENTAGE minimum 2.5 FTs per game
Game: 1.000 (8-8), Jim McCloskey (vs. ASU; 3/7/80)
Career: 1.000 (18-18), Jeff Fryer (7 Games)

Team - Single Game

MOST POINTS
149 vs. Michigan, 3/18/90
119 vs. Wyoming, 3/17/88

FEWEST POINTS
62 vs. Alabama, 3/23/90

MOST REBOUNDS
65 vs. Arkansas, 3/16/89
51 vs. New Mexico State, 3/16/90

FEWEST REBOUNDS
30 vs. Utah, 3/17/61

HIGHEST REBOUND MARGIN
+16 vs. New Mexico State, 3/16/90

LOWEST REBOUND MARGIN
-29 vs. Utah, 3/17/61

MOST ASSISTS
33 vs. Michigan, 3/18/90

FEWEST ASSISTS
8 vs. Alabama, 3/23/90

MOST STEALS
16 vs. Wyoming, 3/17/88
14 vs. UNLV, 3/25/90

FEWEST STEALS
3 vs. California, 3/13/86*
3 vs. Wyoming, 3/17/86*
3 vs. Arkansas, 3/16/89

MOST BLOCKS
3 vs. Michigan, 3/18/90

FEWEST BLOCKS
0 vs. New Mexico State, 3/16/90

FEWEST TURNOVERS
6 vs. Wyoming, 3/17/86*
6 vs. North Carolina, 3/19/88

MOST TURNOVERS
23 vs. UNLV, 3/25/90

BEST TURNOVER MARGIN
+20 vs. North Carolina, 3/19/88
+14 vs. Alabama, 3/23/90

WORST TURNOVER MARGIN
-7 vs. Arkansas, 3/16/89

FIELD GOALS
49 vs. Michigan, 3/18/90
42 vs. Wyoming, 3/17/88
40 vs. New Mexico State, 3/16/90

FEWEST FIELD GOALS
23 vs. USC, 3/18/61

MOST FIELD GOAL ATTEMPTS
103 vs. North Carolina, 3/19/88
98 vs. Arkansas, 3/16/89
94 vs. UNLV, 3/25/90

FEWEST FIELD GOAL ATTEMPTS
55 vs. USC, 3/18/61
HIGHEST FIELD GOAL PERCENTAGE
.551 vs. Michigan, 3/18/90
.541 vs. California, 3/13/86*

LOWEST FIELD GOAL PERCENTAGE
.321 vs. North Carolina, 3/19/88

THREE-POINT FIELD GOALS
21 vs. Michigan, 3/18/90
17 vs. UNLV, 3/25/90

FEWEST THREE-POINT FIELD GOALS
7 vs. Alabama, 3/23/90

MOST THREE-POINT FIELD GOAL ATTEMPTS
41 vs. UNLV, 3/25/90
40 vs. Michigan, 3/18/90

FEWEST THREE-POINT FG ATTEMPTS
20 vs. Wyoming, 3/16/88

» LMU's 1989-90 team went 3-1 in the NCAA Tournament, setting postseason school records nightly en route to the Elite 8.

LMU HOOPS' HISTORY

HIGHEST THREE-POINT FG PERCENTAGE
.525 vs. Michigan, 3/18/90
.415 vs. UNLV, 3/25/90

LOWEST THREE-POINT FG PERCENTAGE
.250 vs. Alabama, 3/23/90

FREE THROWS
30 vs. Michigan, 3/18/90
27 vs. Wyoming, 3/17/88

FEWEST FREE THROWS
5 vs. Alabama, 3/23/90

MOST FREE THROW ATTEMPTS
37 vs. Wyoming, 3/17/88
36 vs. Michigan, 3/18/90

FEWEST FREE THROW ATTEMPTS
9 vs. Alabama, 3/23/90

HIGHEST FREE THROW PERCENTAGE
.909 vs. New Mexico State, 3/16/90

LOWEST FREE THROW PERCENTAGE
.538 vs. Utah, 3/17/61

Opponent - Individual

POINTS SCORED
34, Mario Credit (1989, Arkansas)

REBOUNDS
20, James Rhead (1961, Utah)

ASSISTS
13, Anderson Hunt (1990, UNLV)

BLOCKS
3, Alton Lister (1980, Arizona State)
3, Eric Riley (1990, Michigan)
3, Robert Horry (1990, Alabama)

STEALS
Game: 6, Anderson Hunt (1990, UNLV)

FIELD GOALS MADE
Game: 14, Mario Credit (1989, Arkansas)

FIELD GOAL ATTEMPTS
Game: 23, Anderson Hunt (1990, UNLV)

FIELD GOAL PERCENTAGE min. 5 made FGs
Game: .909 (10-11), Lenzie Howell (1989, Ark)

THREE-POINT FIELD GOALS
Game: 4, Anderson Hunt (1990, UNLV)

THREE-POINT FIELD GOAL ATTEMPTS
Game: 12, Anderson Hunt (1990, UNLV)

THREE-POINT FIELD GOAL PERCENTAGE
Game: 1.000 (2-2), Clauzell Williams (1988, Wyo)

FREE THROWS MADE
Game: 8, John Rudometkin (1961, USC)

FREE THROW ATTEMPTS
Game: 11, Lenzie Howell (1989, Arkansas)

FREE THROW PERCENTAGE min. 2.5 FTs per game
Game: 1.000 (7-7), Stacey Augmon (1990, UNLV)

Opponent - Team

MOST POINTS
131 UNLV, 3/25/90
123 North Carolina, 3/19/88
120 Arkansas, 3/16/89

FEWEST POINTS
60 Alabama, 3/23/90

MOST REBOUNDS
66 Arizona State, 3/7/80
61 UNLV, 3/25/90
59 Utah, 3/17/61

FEWEST REBOUNDS
30 Wyoming, 3/17/86*

HIGHEST REBOUND MARGIN
+29 Utah, 3/17/61

LOWEST REBOUND MARGIN
-16 New Mexico State, 3/16/90

MOST ASSISTS
36 North Carolina, 3/19/88
35 UNLV, 3/25/90

FEWEST ASSISTS
13 Alabama, 3/23/90

MOST STEALS
13 UNLV, 3/25/90
12 Arkansas, 3/16/89
10 New Mexico State, 3/16/90

FEWEST STEALS
1 North Carolina, 3/19/88

MOST BLOCKS
9 Alabama, 3/23/90
8 UNLV, 3/25/90
6 Arizona State, 3/7/80

FEWEST BLOCKS
2 New Mexico State, 3/16/90

MOST TURNOVERS
26 North Carolina, 3/19/88

FEWEST TURNOVERS
5 California, 3/13/86*
BEST TURNOVER MARGIN
+5 California, 3/13/86*
-1 UNLV, 3/25/90
-3 Wyoming, 3/17/86*

WORST TURNOVER MARGIN
DOES NOT APPLY FOR EITHER 1961 GAME
-20 North Carolina, 3/19/88

FIELD GOALS
51 UNLV, 3/25/90
49 North Carolina, 3/19/88

FEWEST FIELD GOALS
24 USC, 3/18/61

MOST FIELD GOAL ATTEMPTS
86 Arizona State, 3/7/80
66 UNLV, 3/25/90
85 Michigan, 3/18/90

FEWEST FIELD GOAL ATTEMPTS
51 Alabama, 3/23/90

HIGHEST FIELD GOAL PERCENTAGE
.790 North Carolina, 3/19/88
.661 Wyoming, 3/17/86*
.593 UNLV, 3/25/90

LOWEST FIELD GOAL PERCENTAGE
.407 USC, 3/18/61

THREE-POINT FIELD GOALS
7 UNLV, 3/25/90
6 Wyoming, 3/17/88
6 North Carolina, 3/19/88

FEWEST THREE-POINT FIELD GOALS
1 Alabama, 3/23/90

MOST THREE-POINT FIELD GOAL ATTEMPTS
18 UNLV, 3/25/90
16 Wyoming, 3/17/88
15 New Mexico State, 3/16/89

FEWEST THREE-POINT FIELD GOAL ATTEMPTS
7 Alabama, 3/23/90

HIGHEST THREE-POINT FG PERCENTAGE
.667 North Carolina, 3/19/88
.389 UNLV, 3/25/90
.388 Michigan, 3/18/90

LOWEST THREE-POINT FG PERCENTAGE
.143 Alabama, 3/23/90

FREE THROWS
24 Arkansas, 3/16/89
22 UNLV, 3/25/90
21 Utah, 3/17/61

FEWEST FREE THROWS
9 Alabama, 3/23/90

MOST FREE THROWS ATTEMPTS
41 Arkansas, 3/16/89
32 UNLV, 3/25/90
30 Michigan, 3/18/90

FEWEST FREE THROW ATTEMPTS
14 Alabama, 3/23/90

HIGHEST FREE THROW PERCENTAGE
.778 Utah, 3/17/61
.724 Wyoming, 3/17/86*

LOWEST FREE THROW PERCENTAGE
.423 Arizona State, 3/7/80

LMU HOOPS' HISTORY

Postseason Record - 12-10

NCAA Tournament	W	L
NCAA Tournament Total	5	5
in First Round Games	2*	3
in Second Round Games	2	1
in Regional Semifinal	1	0
in Regional Finals	0	1
in Final Four	0	0

*Includes consolation round against USC.

National Invitation Tourn.	W	L
NIT Total (1986)	1	1
NAIA Tournament	**W**	**L**
NAIA Total (1955)	2	1
CIT Tournament	**W**	**L**
CIT Total (2010, 2012)	2	2
CBI Tournament	**W**	**L**
CBI Total (2019)	2	1

NCAA Appearances - 5
- 1961 - West (1-1)
- 1980 - West (0-1)
- 1988 - West (1-1)
- 1989 - Midwest (0-1)
- 1990 - West (3-1)

Sweet Sixteen Appearance - 1 (1990)
Elite Eight Appearance - 1 (1990)

TOURNAMENT RESULTS

1955 NAIA TOURNAMENT (2-1)
- Occidental - 1st rd - W, 86-61
- San Francisco St. - 2nd rd, W, 57-56
- SW College - 3rd rd, L, 83-79

1961 NCAA FAR WEST REGIONAL
at Portland, OR (1-1)
- Utah - 1st rd, L, 91-75
- USC - consolation - W, 69-67

1980 NCAA WEST REGIONAL
at Tempe, AZ (0-1)
- Arizona State - 1st rd - L, 99-71

1986 NIT (1-1)
- at California - 1st rd - W, 80-75
- at Wyoming - 2nd rd - L, 99-90

1988 NCAA WEST SUB-REGIONAL
at Salt Lake City, UT (1-1)
- Wyoming - 1st rd - W, 119-115
- North Carolina - 2nd rd - L, 123-97

1989 NCAA MIDWEST SUB-REGIONAL
at Indianapolis, IN (0-1)
- Arkansas - 1st rd - L, 120-101

1990 NCAA WEST SUB-REGIONAL
at Long Beach, CA (2-0)
- New Mexico St. - 1st rd - W, 111-92
- Michigan - 2nd rd - W, 149-115

1990 NCAA WEST REGIONAL
at Oakland, CA (1-1)
- Alabama - 3rd rd - W, 62-60
- UNLV - Elite Eight - L, 131-101

2010 CIT POSTSEASON INVITATIONAL (0-1)
- Pacific - 1st rd - L, 76-86

2012 CIT POSTSEASON INVITATIONAL (2-1)
- Cal State Fullerton - 1st Rd - W, 88-79
- Weber State - 2nd Rd - W, 84-78 (ot)
- at Utah State - Quarters - L, 69-77

2019 CBI POSTSEASON INVITATIONAL (2-1)
- at Cal Baptist - 1st Rd - W, 56-55
- Brown - 2nd Rd - W, 81-63
- at South Florida - Semis - L, 56-47

LMU POSTSEASON HISTORY



Above: Postseason tournament banners hang in the rafters of Gersten Pavilion.
Below: LMU defeated defending national champions Michigan, 149-115, to advance to the NCAA Regionals in 1990

BIGGEST GAMES

Loyola 30, Pepperdine 18
1940-41 Season - Date Unknown

LMU and Pepperdine have faced each other 131 times in their basketball histories, the most matchups of any opponent for the Lions. Loyola's 30-18 victory in the 1940-41 season is the first recorded game between the two universities who sit no more than 15 miles apart from another down Highway One on the Pacific Coast. Pete Newell and Phil Woolpert, both of whom won national championships as coaches, played for the Lions.

Loyola 57, CCNY 56
1948-49 Season - Date Unknown

CCNY was the NCAA and NIT champions the previous season. Later that season, CCNY was victim to a point shaving scandal. Led by legendary coach, Nat Holman, CCNY defeated the best team of the Pacific Coast Conference, Stanford 67-57 prior to their meeting with the Lions. Loyola staged one of the biggest upsets of that era, defeating CCNY by a point. Many questioned how legit the win was for the Lions.

Loyola 73, San Francisco 57
1953-54 Season - Date Unknown

Led by Bill Russell, the Dons were about to embark on one of the NCAA's most memorable basketball runs the following season. Between the 1954-55 and 1955-56 seasons, USF would win two consecutive titles, win 59 straight, including a 29-0 campaign in 1955-56, and win 61 of 62 games over two-plus seasons. Loyola's 73-57 win would be rare over the next four years, as USF would win 10 straight. During the stretch, Russell would grab a USF record 35 rebounds on March 4, 1955.

Fresno St. 92, Loyola 90 (5OT)
1956-57 Season - Date Unknown

In the longest game in Loyola basketball history, Fresno State outlasted the Lions 92-90 in five overtimes, two short of the NCAA record of seven set 25 years later. The Lions were led by Garnette Brown, a first-team All-West Coast Athletic Conference selection. Brown averaged 20 points a game in the 1956-57 season.

Loyola 69, USC 67
March 18, 1961
NCAA West Regional • Portland, OR

The Lions defeated the Pac-10 Champions, 69-67 in the consolation game of the NCAA Championships. After losing to Utah in the first game of the Regional, the Lions upset USC in their first appearance in the NCAA tournament.

LMU 100, Bemidji State 74
Dec. 4, 1985 - Gersten Pavilion
Los Angeles, CA

On Nov. 23, 1985, the Paul Westhead era at LMU officially began with a 92-72 win over Azusa Pacific. It took about two weeks for the run-and-gun system to take effect, as the Lions earned their first 100-point contest with Westhead at the helm. Forrest McKenzie scored 29 to lead the Lions and center Darryl Carter earned a double-double with 13 points and 11 rebounds.


Mike Yoest drives for two of his 19 points in their first round victory over Wyoming in 1988.

LMU 80, California 75
March 13, 1986
NIT First Round • Berkeley, CA

The Lions made their first NCAA postseason appearance since 1980 in the NIT to face the Cal Bears, who were led by future NBA all-star Kevin Johnson. In front of 6,600 in Berkeley, the Lions under first year head coach Paul Westhead capped a record turnaround with an 80-75 win in the NIT. After going 11-16 and 3-9 in the WCC in 1984-85, the Lions made a drastic change, finishing the season 19-11, 10-4 in the WCC. After the California win in the NIT, the Lions lost to Wyoming four days later, 99-90.

LMU 114, Tennessee Tech 78
Nov. 18, 1987
Saint John's Tourney • New York City, NY

The Hank Gathers and Bo Kimble era officially began in the bright lights of New York City. In a season that would see the Lions finish conference play 14-0, win their first conference title in over 25 years and earn a bid to the NCAA tournament, the Lions started their 28-4 campaign with a 114-78 win over Tennessee Tech. However, it was senior Corey Gaines who stole the spotlight, scoring 25 points.

LMU 104, Santa Clara 96
March 7, 1988
WCC Championship • Santa Clara, CA

LMU set a tourney scoring record and won the title on Santa Clara's home court, winning the school's first WCC title since the 1960-61 season. Hank Gathers, who was voted the Tournament's MVP, had 24 points in the win.

LMU 119, Wyoming 115
March 17, 1988
NCAA First Round • Salt Lake City, UT

The Lions' first appearance in the NCAA tournament (since the championship was moved from the NIT to the NCAA) was a memorable one. Using 29 points by Bo Kimble and 12 rebounds by Hank Gathers, the Lions won their first ever NCAA tournament game with a 119-115 win over the Cowboys in Salt Lake City, Utah. The Lions would face the University of North Carolina two days later in the second round, losing 123-97. The Tar Heels would advance to the Elite Eight.

LMU 181, USIU 150
Jan. 31, 1989 - Gersten Pavilion
Los Angeles, CA

LMU and USIU began a string of track-meet basketball in the late '80s and early '90s, setting their first of many records in LMU's 181-150 win. The win set the national record for combined points with 331. Hank Gathers put up monster numbers, scoring 41 and gathering 29 rebounds. The 130 field goals by both teams is still an NCAA record. Three weeks prior at USIU, the Lions defeated US International 162-144 on Jan. 7, setting the record for combined field-goal attempts at 245.

Hank Gathers puts up a floater in the second round of the NCAA tournament in Salt Lake City.

Bo Kimble drives in the WCAC Championship with Santa Clara, one of many showdowns between the two rivals in the late 1980s.

LMU 75, Santa Clara 70 (OT)
March 6, 1989
WCAC Championship • San Francisco, CA

In the final years of the 1980s, Santa Clara and LMU began to take over the West Coast Conference, claiming the conference title from 1988-1990. It was a battle to the end, as LMU claimed their second straight WCAC Tournament title with a 75-70 win in overtime. Hank Gathers claimed his second straight MVP honor with a 30-point, 16-rebound performance in the final.

LMU 117, Oregon State 113
Dec. 19, 1989 - at Oregon State

In the 1989-90 season, the Lions played some of the best teams of the decade, including UNLV, Oklahoma, and Oregon State. The Beavers were led by a future NBA all-star by the name of Gary Payton. In a game that was a typical track meet of that day, Bo Kimble and Gary Payton put on a shooting clinic. Kimble went on to finish the game with 53 points, a school record that Kimble would break himself three weeks later with 54 points against St. Joseph's. Payton finished the game with 48.

LMU 99, St. Joseph's 96
Jan. 4, 1990 - Alumni Memorial Fieldhouse • Philadelphia, PA

In the middle of the Lions' historic run in the 1989-90 season, Bo Kimble broke out for a 54-point performance, setting the school record for points in a game, including the game-winning basket from halfcourt at the buzzer. He set the record twice before with 51 points against UC Santa Barbara two weeks prior on Dec. 9 and then again 10 days later with 53 against Oregon State. On Feb. 4, he would hit the half-century mark again with 50 against San Francisco. He would finish with 1,131 points that season, leading the nation. The win against St. Joseph's propelled the Lions to an eight-game win streak.

LSU 148, LMU 141 (OT)
Feb. 3, 1990 - Maravich Assembly Center Baton Rouge, LA

Scheduled in the middle of West Coast Conference play, the Lions traveled to LSU to face a Tiger team that featured Shaquille O'Neal and Chris Jackson. Down 72-58 at halftime, the Lions stormed back to tie the game at 134 at the end of regulation. Hank Gathers would finish the game with 48 points and 13 rebounds. The freshman O'Neal would finish with 20 points, 24 rebounds and 12 blocks for the triple-double. The game, televised nationally on CBS would begin the national buzz for the Lions' fast-paced rise to the elite teams in the 1989-90 season.

LMU 111, New Mexico St. 92
March 16, 1990 - NCAA Tournament First Round - Long Beach, CA

In the memory of their fallen teammate Hank Gathers, the Lions entered the NCAA tournament with emotional baggage most teams don't even think about carrying into the biggest games, not to mention the "Big Dance." However, the nation's leading scorer, Bo Kimble, took over after a jittery half that showed the emotional exhaustion suffered by the Lions in a 46-46 deadlock at halftime. Kimble finished the game with 45 points and 18 rebounds to upset New Mexico State in the first round of the NCAA tournament.

LMU 149, Michigan 115
March 18, 1990 - NCAA Tournament Second Round - Long Beach, CA

No one thought LMU had a prayer against the defending national champions in the University of Michigan. However, the Lions, according to many newspaper and magazine headlines, "Gather-ed" themselves to shock the world in a 149-115 victory putting the Lions into the Sweet 16. "LMU played as if possessed, stunning Michigan with a record scoring barrage in the NCAA tournament's wild and woolly opening week," claimed Sports Illustrated. As was a trademark under coach Paul Westhead, the Lions' 149 points set an NCAA Championship record for points in a game. The combined 264 points is also a national record. In the game, Jeff Fryer set national records with 11 three-point field goals in 22 attempts to finish the game with 41 points. Bo Kimble continued his hot hand, scoring 37.

LMU 62, Alabama 60
March 23, 1990
NCAA West Regional • Oakland, CA

It was a completely different pace of game than the Lions were used to in the 1989-1990 season. It was only the fourth game all season the Lions were held under 100 points, as the Crimson Tide used a ball control-defense oriented plan of attack to slow LMU down. LMU showed it could play a defensive game, taking a 62-60 win to advance to the Elite Eight of the NCAA tournament. The 122 combined points was less than what the



Jeff Fryer led the Lions in the historic win over Michigan in round two of the 1990 NCAA tournament.



A year after the historic Elite Eight run, Terrell Lowery and the Lions set the all-time scoring record in the 86-140 win over USIU.

Lions had scored themselves in 16 regular-season games.

LMU 186, USIU 140

Jan. 5, 1991 - Gersten Pavilion
Los Angeles, CA

Yes, the score is correct. And the dust from that game has yet to settle and might never. The 186 points by the Lions is an NCAA record, as is the 72 points scored against a Division I opponent by USI's Keith Bradshaw. All but one player on the Lions' 10-man roster scored in double figures, Bradshaw was 23 of 59 from the field and the next leading scorer for USIU had 20 points.

LMU 80, #26 Gonzaga 74

Feb. 8, 2003 - Gersten Pavilion
Los Angeles, CA

The Lions defeated 26th-ranked Gonzaga at Gersten Pavilion 80-74. The win ended the Zags nine-game win streak on the season, their 22-game win streak against WCC opponents and a 16-game stint against LMU. The Lions finished the game with a 29-24 edge in rebounding, the first time in 13 games Gonzaga had been outrebounded by a conference opponent. Freshman Wes Wardrop had four steals against WCC Player of the Year Blake Stepp, forcing him into eight turnovers on the night.

LMU 66, Saint Mary's 63

Mar. 5, 2006 - WCC Semifinal
Spokane, WA

It was 17 years to the day since the men's basketball team last made noise in the West Coast Conference Men's Basketball Tournament. There must be something about the day as they repeated history under first year Head Coach Rodney Tention. For the first time since March 5, 1989, the Lions advanced to the championship game of the WCC tournament thanks to 66-63 win over Saint Mary's College, advancing to the tournament title game for the first time in 17 years. The Lions big three of first-team All-WCC performers Brandon Worthy (19), Wes Wardrop (13) and Matthew Knight (16) combined to score 48 of the Lions 66 to avenge the 82-70 setback the Lions suffered to the Gaels to end the regular season. Knight added 15 rebounds, tied for the third highest rebound total in a WCC tournament game with Sherman Gay (2003), as the Lions dominated the Gaels on the glass 45-29. In addition, with a free throw with 12 seconds remaining, Worthy reached 1,000 points in his career at LMU.

LMU 71, New Mexico St. 69

Nov. 17, 2006 - Gersten Pavilion
Los Angeles, CA

LMU senior Brandon Worthy hit an off-balanced three-pointer with 0.9 seconds remaining (pictured above) to lift the Lions to a 71-69 come-from-behind win over New Mexico State in front

Brandon Worthy hitting his off-balance three-pointer at the buzzer. Photo by Jeff Golden.

Matthew Knight went for 16 points and 15 boards to beat Saint Mary's in the semifinals.

of 3,570 at Gersten Pavilion during homecoming. Worthy led the Lions with 28 points as the Lions erased a 17-point second half deficit for the win. The shot would go on to be the top play on ESPN. The performance by Worthy could be summed up like this - after putting up a career-high 28 points with eighth rebounds, two assists and two steals in 37 minutes while both calves were cramping - a young boy clad in New Mexico State gear asked the fifth-year senior for an autograph telling him he had a new fan. New Mexico State had one more shot at the win but Worthy blocked Justin Hawkins three-pointer at the buzzer. A fitting close to the game Worthy played.

LMU 87, Notre Dame 85

Dec. 12, 2009 - Purcell Pavilion
Notre Dame, IN

Sophomore Jarred DuBois took a perfect pass from junior Larry Davis with eight seconds remaining to lift LMU (4-7) to an 87-85 win over Notre Dame (9-2) at Purcell Pavilion Saturday night in Notre Dame, Ind. The Lions picked up road wins in both the Pacific-10 (USC on Nov. 21) and the Big East, and earn their first win over a current member from the Big East since 1988. Down by one, 85-84, the Lions' defense forced a five-second call with 19 seconds remaining. After a timeout, the Lions rotated the ball and Davis drove the lane, dishing off to DuBois on the left wing. With a defender charging, DuBois buried his fourth three-pointer of the game for the win. Notre Dame entered the contest with just one loss on the year and had not lost a non-conference game at home in five seasons. Notre Dame went on to advance to the NCAA tournament that season.

Ashley Hamilton would lead the Lions with 23 points on 8-for-15 shooting to lift LMU to the 69-58 win over No. 17 UCLA to start the 2011-12 season. Photo by Scott Cunningham.

LMU 74, #9 Gonzaga 66

Feb. 18, 2010 - Gersten Pavilion Los Angeles, CA

Considered one of the biggest wins in program history and the biggest at Gersten Pavilion, the Lions earned a 74-66 win over West Coast Conference leader and top-10 Gonzaga in front of 3,770 at Gersten Pavilion on Feb. 18. Gonzaga entered the game ranked 13th by the Associated Press and 9th by the ESPN/USA Today Coaches' Poll. It was the first win over a ranked opponent since March 23, 1990 when the Lions beat No. 23 Alabama 62-60 in the NCAA West Regional. It snapped a 35-game skid against ranked teams for the Lions. It was also the first ever win over a ranked opponent at Gersten Pavilion and the highest ranked team to fall to the Lions since 1961. In the first meeting against Gonzaga on Jan. 23, the Lions played without Ashley Hamilton, Jarred DuBois and Larry Davis. In the win, all three were among five players in double figures, as the trio combined for 39 points. Hamilton led all scorers with 17 points, adding six rebounds and three blocks. Drew Viney added 16 points and 10 rebounds for his fourth double-double of the season. Davis added 12, Kevin Young 11 and DuBois 10. Defense was the key as the Lions erased a 10-point first-half deficit by holding the Zags to just 34.4 percent shooting in the game and just 25.9 percent in the second half. The Lions shot 46.6 percent for the game, hitting 6-for-12 from the three-point line. It was the Bulldogs lowest shooting percentage since Duke on Dec. 19 when they shot 27.8 percent.

LMU 69, #17 UCLA 58

Nov. 11, 2011 - Sports Arena Los Angeles, CA

LMU decided to get the 2011-12 Centennial Season off to a rousing start, going to the LA Sports Arena and defeating 17th-ranked UCLA 69-58 in front of 5,382 fans on 11-11-11. Nearly 700 of the fans were in Crimson and Navy and the Lions walked off the court to chants of "LMU, LMU". It was a tremendous start for the Lions, who defeat a ranked opponent for the second time in three tries and come away with a win over the Bruins for just the third time in 18 tries, erasing a gap of 70 years. The Lions last won over the Bruins in 1941. Junior Ashley Hamilton and sophomore Anthony Ireland provided a one-two punch for the Lions as they went for 23 and 21 points, respectively. They led a shooting spree from long range, as the Lions hit 10-for-15 from the three-point line (66.7 percent). The Lions led by as many as eight in the first half, but the Bruins went on a 10-0 run to take a 33-32 lead as the half looked to come to a close. The Lions forced a turnover and took over with five seconds and Ireland hit a bank shot at the buzzer for the lead, 34-33, at the break. The Lions would hit the first two buckets of the second half, a jumper by Jarred DuBois and a dunk by Hamilton. The Bruins would fight back and would take a 42-41 lead on a jumper by Travis Wear with just under 14 minutes to play. The lead wouldn't last long. Led by Ireland and Hamilton, the Lions went on a 12-0 run to take a 53-42 lead with 12 minutes to play. The lead would never go below five the rest of the way.

LMU 75, #16 Saint Mary's 60

Feb. 15, 2012 - McKeon Pavilion Moraga, CA

The road warriors came through again, as LMU defeated 16th-ranked Saint Mary's, 75-60, at McKeon Pavilion, improving to 7-1 on the road in West Coast Conference action and giving the Gaels their first loss at home in 17 tries. Drew Viney led the Lions with 17 points, followed by Anthony Ireland with 16, Jarred DuBois with 15 and Ashley Hamilton with 11. Rob Jones led all scorers with 25 points and 15 rebounds, but it wasn't enough down the stretch. LMU held the Gaels to its second lowest shooting effort in conference play at just 38.6 percent, limiting them to 21.4 percent from three, its lowest in conference play and second lowest on the season. The Lions defeat their third ranked opponent on the season and finished 7-1 on the road in the WCC, second only to the 1988 team who went 7-0. LMU held Saint Mary's to just 1-for-13 from the three-point line, including 0-for-5 from Clint Steindl, in the second half. He hit 4-for-6 from three in the first half for all 12 of his points. The Lions finished hitting 47.2 percent, including a 7-for-15 clip (46.7 percent) from three. The Lions led by five at the half, 34-29, but saw leading scorer Matthew Dellavedova score four straight points as the Gaels took a 35-34 lead. It would be their last, as Dellavedova was held to just 10 on the night. LMU rattled off six straight points - a jumper by Hamilton, a lay-in by Viney and a jumper by C.J. Blackwell - to take a 40-35 lead with 14:34 to play.

LMU 65, Georgetown 52

Nov. 16, 2018 - Jamaica Classic Montego Bay, Jamaica

En route to a 22-win season, the third most in program history, the Lions played their first international regular-season Multi-Team Event (MTE) with the Jamaica Classic in November. With both teams entering the game undefeated on the young season, LMU opened the tournament against a Georgetown side coached by Hall of Famer Patrick Ewing. The Hoyas took the advantage early, leading 26-21 at halftime after the Lions started the game 1-for-11. LMU opened the second half with a 12-0 run, and never surrendered the lead again. Once Erik Johansson hit the half's opening three, James Batemon personally outscored Georgetown 10-2 to give LMU a 36-28 lead with just over 15 to play. Batemon finished with a game-high 27. The Lions would win the tournament title and break the school record with an 8-0 record to start the season.



Drew Viney's second half baseline dunk was the exclamation point on the Lions road win over No. 16 Saint Mary's. Photo by AP.

LMU 68, San Francisco 63
Feb. 18, 2021 - Sobrato Center San Francisco, CA

Playing only six players, the LMU men's basketball team earned a critical road win and defeated University of San Francisco for the second time in the 2020-21 season. The Lions shot 61.9 percent (13-for-21) in the second half to come-from-behind and defeat the Dons, 68-63. The Lions closed the game on a 7-0 run to complete the comeback, all from the free throw line, including an offensive rebound by Eli Scott to earn two additional foul shots. LMU hit 13-for-16 free throws in the second half and finished the game at 18-for-25. The last time LMU had four conference wins in a row prior to this game was in 2011-12 and 1990-91 before that. The Lions finsihed third in the WCC for the first time since 2005-06 and earned their first winning record in the WCC since 2011-12.

LMU 76, SMU 70
Nov. 22, 2021 - Jacksonville Classic Jacksonville, FL

LMU men's basketball flipped a 17-point deficit into a six-point win to finish 1-1 in the Jacksonville Classic by Fabletics. The Mustangs held two 17-point leads in the game, once ahead 24-7 with 12:17 to play in the first half and again leading 27-10 with 11:53 to play in the opening half. The Lions shot 50 percent or better in each half and outscored Southern Methodist University by 13 in the second half to earn the win.

LMU 84, Georgetown 66
Nov. 18, 2022 - Jamaica Classic Montego Bay, Jamaica

The LMU men's basketball team flipped the script on the opening game of the 2022 Jamaica Classic. The Lions outscored Georgetown by 28 points in the second half to erase a double-digit halftime deficit and defeat the Hoyas in the opening round game. With the win, LMU advanced to the Championship Game against fellow winners Wake Forest. The Lions made nine threes in the second half on 18 attempts. LMU's bench scored three times as many points than the Georgetown bench, outscoring the Hoyas 30-8 in non-starter points. All nine players to get in the game hit at least two field goals.

LMU 84, Wake Forest 66 (OT)
Nov. 20, 2022 - Jamaica Classic Montego Bay, Jamaica

LMU used an improbable 8-0 run over the final 1:20 of regulation to force overtime and eventually defeat Wake Forest in the Championship Game of the 2022 Jamaica Classic, 77-75. With LMU still down by eight freshman Chance Stephens hit a three with 1:20 on the clock. Keli Leaupepe cut it to a three-point game with his layup at 36 seconds Wake Forest missed both free throws to make it a two-possession game. Leaupepe grabbed the rebound and the Lions pushed forward with a chance to tie. With 1.6 seconds remaining in the game, Cam Shelton buried the tying three to even the score at 65-all. The Lions defended the last possession and forced overtime. The run extended to 10-0 as Shelton hit the first shot of overtime, capitalizing on a steal and breakaway started by Justin Ahrens. After Wake Forest tied the game from the free throw line, Ahrens hit his first of two overtime threes to put the Lions ahead. The Demon Deacons took the lead back and led by two. After Wake Forest turned the ball over with 30 seconds to play, Stephens finished his career night with the go-ahead three with 12 seconds remaining. On the other end, Leaupepe grabbed the attempted go-ahead shot and went to the line to seal it for the Lions.

Stephens made 7-of-10 threes for a career-high 23 points. Shelton hit the 20-points mark with the last three of regulation and the first basket of overtime. Ahrens hit three threes and a layup for his 11 points. Leaupepe finished with a near double-double grabbing 10 rebounds to go along with his nine points. LMU is the first program in tournament history to win the event twice, following the 2018 win with this year's championship. This is LMU's first win over an ACC school since 1966 when the Lions defeated North Carolina State at home. This was the first-ever meeting between LMU and Wake Forest.

Head Coach Stan Johnson holding up the Championship Trophy after winning the Jamaica Classic in 2022.

LMU 69, Grand Canyon 65
Dec. 7, 2022 - GCU Arena Phoenix, AZ

In front of the energetic GCU Havoc student section, LMU men's basketball earned a road win, defeating Grand Canyon, 69-65. The Lions held a double-digit lead, then used a second half comeback to earn the team's first road win of the year and GCU's first home loss of the season. The LMU defense held GCU to 27 percent (6-for-22) shooting from three and did not allow a field goal in the final 4:52 of the game.

LMU 68, #6 Gonzaga 67
Jan. 19, 2023 - McCarthey Center Spokane, WA

MU men's basketball ended several Gonzaga streaks on that Thursday night in Spokane with a 68-67 win over the nation's sixth-ranked team. With a chance to take the lead, the ball stayed in Cam Shelton's hands the entire final possession as the senior drove past Drew Timme to hit a shot with 14.7 showing and putting the Lions on top, 68-67. With the Lions needing one final stop, the defense came up with a block on Timme at the rim and withstood a last second heave towards the basket to secure victory. Shelton led the Lions with 27 points including hitting the game-winner down the stretch. The Lions beat Gonzaga for the first time since 2010. The Lions had not won in Spokane since 1991. The LMU bench outscored the bench for the Bulldogs, 24-14. The Last time the Lions beat a top-10 opponent was 1961. The Zags saw several of their team streaks come to an end. Gonzaga had won 93 games in a row against unranked team. Gonzaga had won 75 in a row inside McCarthey Athletic Center, which was the nation's longest active home winning streak. Gonzaga had won 25 in a row overall over LMU.



Cam Shelton ended #6 Gonzaga's 75-game home win streak with a game-winning layup.

LMU fans stormed the court after the Lions knocked off #15 Saint Mary's at home.

LMU 78, #15 Saint Mary's 74 (OT)

Feb. 9, 2023 - Gersten Pavilion
Los Angeles, CA

The LMU students stormed the court after the LMU men's basketball team handed the 15th-ranked team their first conference loss, 78-74, in overtime. Cam Shelton scored all of his LMU career-high 31 points in the second half and overtime. Saint Mary's opened the game with the first 16 points, before the Lions came back to erase the 16-0 deficit with a 23-6 run of their own. Shelton put the team on his back down the stretch, including scoring LMU's last 11 points to bring the Lions within two with 20 seconds to play after converting an and-1. The Gaels knocked down both free throws on the other end of the court to push ahead 62-58 with 20 seconds on the clock. Justin Ahrens shot a quick three to make it a one-point game with 14 to play. Saint Mary's split free throws on the other end of the court and Shelton made yet another play to tie the game with a driving layup with 2 seconds left. The Gaels missed the halfcourt heave and the game reset tied at 63-all. Shelton scored the first six LMU points of overtime, and Alex Merkviladze tied the game at 71-71 with 1:35 to play. Merkviladze finished second on the team with 15 points on 6-for-10 shooting. After earning a defensive stop, it was the senior captain who made yet another play. Shelton converted a three-point play with less than a minute to play to give LMU their largest lead of the game to that point. The Lions held Saint Mary's to 42 percent (27-for-65) from the field and 32 percent (7-for-22) from three in the win, including limiting SMC to just 1-for-10 from three in the second half.

LMU 77, Belmont 63

Nov. 26, 2024 - Cancun Challenge
Cancun, Mexico

In the opening win of the 2024 Cancun Challenge over Belmont, LMU put together a complete game to crush the 8-time NCAA Tournament participants. The Lions grabbed a season-high 44 rebounds and held the Bruins to a tough shooting night from both the field (36.5 percent) and from three (31.0 percent).

LMU 73, Wyoming 70

Nov. 27, 2024 - Cancun Challenge
Cancun, Mexico

The 2024 Cancun Challenge Riviera Division championship was not decided until the final minutes of play against Wyoming. The Lions led by 13 at halftime, trailed by 10 in the second half, and closed the game on a 19-6 run over the final 5:31 to win the MTE, 73-70. The Lions benefitted from an 18-3 advantage on fast break points and finished shooting 49.1 percent from the field. LMU also tied a season-best mark shooting 81.8 percent (9-for- 11) from the free throw line. With their performances, Jevon Porter was named Riviera Division MVP and Will Johnston was named to the All-Tournament Team.

UNIVERSITY
credit union

Score big with University Credit Union!

Experience the winning combination of financial expertise and fan-tastic perks.

- High yield Smart Checking Account* with no hidden fees
- Best Rates in the Nation Guarantee[1]
- Do more with our top-rated digital banking platforms
- 24/7 account access at over 3,600 shared branches and 30,000 surcharge-free CO-OP ATMs nationwide

Find out more

*APY = Annual Percentage Yield. To earn 3.00% APY, member must have a qualifying Smart Checking Account, opened August 1, 2024 and after. Based on a combined rate of 2.96%. All accounts must be in good standing with no delinquency or bankruptcy pending. Qualifying Smart Checking Accounts will earn 3.00% APY in dividends on balances up to $25,000. Balances above $25,000 will be paid at the regular checking rate. Qualifying Smart Checking Accounts are defined as being enrolled in eStatements and having a direct deposit to the Smart Checking Account of at least $1,000 aggregated monthly. If the requirements are not met, then no dividend is earned. Secondary Smart Checking Accounts not eligible to earn APY. Dividends are calculated by the daily balance method, which applies a daily periodic rate to the balance in the account at the end of each day. Dividends are disbursed monthly into the active Smart Checking Account. APY is accurate as of the last dividend declaration date. Fees could reduce the earnings on the account. Rate subject to change after account opening and may vary based on qualifications met at month end. Not valid with any other offers. No minimum balance is required. To establish a UCU Membership, you must deposit at least $5 to a Regular (Share) Savings Account. A $50 minimum deposit is required to open a Smart Checking Account. All accounts are subject to approval. For other details regarding this account, you can reference your account disclosures, which detail all other terms and conditions.

[1]UCU guarantees that our lowest loan rate for cars, credit cards, consumer loans, and HELOCs are in the top 5% nationwide as measured in a monthly rate survey by Rate Watch, a part of S&P Global. Rates are subject to approval and based on an evaluation of credit history and other factors specific to your loan (such as loan term, credit score, loan amount, loan-to-value, and length of credit) and may be higher than the lowest rates advertised. Rates are subject to change at any time.

Federally insured by NCUA

#RAISETHESTANDARD

LMU BASKETBALL

2025-26

Records

OVERALL/GAME RECORDS

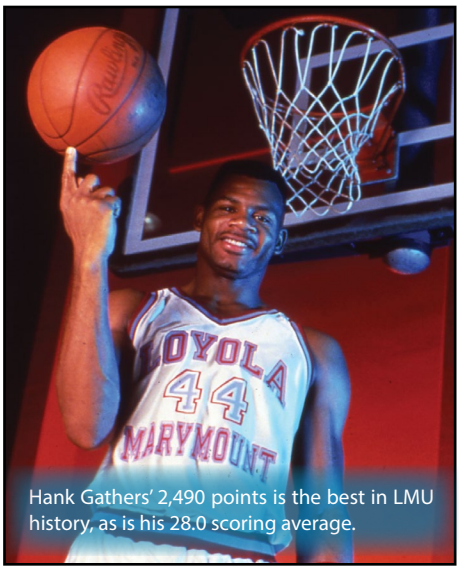

Hank Gathers' 2,490 points is the best in LMU history, as is his 28.0 scoring average.


Jim Haderlein is the rebounding king in LMU history with 1,161 from 1968-71.


Terrell Lowery owns all three of the assists records at LMU.

Overall Records

POINTS

Game:	54	Bo Kimble at St. Joseph's (1/4/90)
Season:	1,131	Bo Kimble (1990)
Career:	2,490	Hank Gathers (1988-90)

REBOUNDS

Game:	29	Hank Gathers vs. USIU (1/31/89)
Season:	442	Jim Haderlein (1970)
Career:	1,161	Jim Haderlein (1969-71)

ASSISTS

Game:	18	Terrell Lowery vs. St. Joseph's (12/29/90)
Season:	283	Terrell Lowery (1991)
Career:	689	Terrell Lowery (1989-92)

ASSIST-TO-TURNOVER RATIO:

Season*:	2.69	Munis Tutu (2016)
Career:	n/a	

* 80 more assists

STEALS

Game:	9	Damian Martin vs. Boise State (12/19/06)
Season:	92	Bo Kimble (1990)
Career:	231	Terrell Lowery (1989-92)

BLOCKED SHOTS

Game:	7	Michael Graham vs. San Diego (2/29/24)
	7	Petr Herman vs. Pacific (2/25/17)
	7	Silvester Kainga vs. CS Fullerton (12/2/98)
Season:	60	Sherman Gay (2002-03)
Career:	144	Sherman Gay (2001-04)

FIELD GOALS MADE

Game:	24	Hank Gathers vs. Nevada (12/30/88)
Season:	419	Hank Gathers (1989)
Career:	1,037	Hank Gathers (1988-90)

FIELD GOALS ATTEMPTED

Game:	37	Hank Gathers vs. Nevada (12/30/88)
Season:	763	Bo Kimble (1990)
Career:	1,812	Forrest McKenzie (1982-86)

FIELD GOAL PERCENTAGE

Game:	.917	Adom Jacko vs. BYU (1/23/16) (11-12)
	.917	Mike Yoest vs. Marq. (1/6/88) (11-12)
	.917	Lazzaretti vs. Pep. (2/25/87) (11-12)
Season:	.635	Mattias Markusson (2020-21) (139-226)
Career*:	.599	Mattias Markusson (350-584)

*-Minimum two seasons with 30 per game made average.

THREE POINT FIELD GOALS MADE

Game:	11	Jeff Fryer vs. Michigan (3/20/90)
Season:	126	Jeff Fryer (1989)
Career:	363	Jeff Fryer (1987-90)

THREE POINT FIELD GOALS ATTEMPTED

Game:	22	Jeff Fryer vs. Louisiana State (2/3/90)
	22	Jeff Fryer vs. Arkansas (3/16/89)
Season:	334	Jeff Fryer (1989)
Career:	940	Jeff Fryer (1987-90)

THREE POINT FIELD GOAL PERCENTAGE

Game:	1.000	Jeff Fryer vs. USF (2/9/90) (7-7)
	1.000	Bo Kimble vs. Xavier (1/2/90) (7-7)
Season:	.526	Ross Richardson (1991) (61-116)
Career:	.506	Corey Gaines (1988) (42-83)

FREE THROWS MADE

Game:	19	Bo Kimble vs. Oklahoma (12/23/89)
Season:	231	Bo Kimble (1990)
Career:	561	Mike Yoest (1985-88)
Consecutive:	36	Eurskine Robinson (2001-02)

FREE THROWS ATTEMPTED

Game:	23	Ime Oduok vs. Notre Dame (12/5/94)
Season:	315	Hank Gathers (1989)
Career:	745	Hank Gathers (1988-90)

FREE THROW PERCENTAGE

Game:	1.000	Bo Kimble vs. USF (2/4/90) (17-17)
Season:	.975	Eric Claus (1976-77) (39-40)
Career:	.875	Rick Ragsdale (1966-67) (204-233)

Single-Game

MOST POINTS

Rk	Pts.	Player	Opponent (Date)
1.	54	Bo Kimble	St. Joseph's (1/4/90)
2.	53	Bo Kimble	Oregon State (12/19/89)
3.	51	Bo Kimble	UC Santa Barbara (12/9/89)
4.	50	Bo Kimble	San Francisco (2/4/90)
5.	49	Jim McCloskey	Saint Mary's (1/4/80)
	49	Hank Gathers	Nevada (12/30/88)
7.	48	Terrell Lowery	Idaho State (12/1/90)
	48	Hank Gathers	Louisiana State (2/3/90)
9.	46	Bo Kimble	Oklahoma (12/23/89)
10.	45	Bo Kimble	New Mexico State (3/18/90)
11.	44	Hank Gathers	Saint Mary's (2/1/90)
	44	Jim Haderlein	UNLV (3/7/70)
13.	43	Bo Kimble	San Diego (2/23/90)
14.	42	Bo Kimble	UNLV (3/27/90)
	42	Jeff Fryer	DePaul (1/14/89)
	42	Greg Goorjian	Saint Mary's (2/4/83)
17.	41	Terrell Lowery	San Diego (2/15/92)
	41	Terrell Lowery	Gonzaga (2/16/91)
	41	Terrell Lowery	Oklahoma (12/15/90)
	41	Jeff Fryer	Michigan (3/20/90)
	41	Hank Gathers	U.S. International (1/31/89)
	41	Brad Dean	Santa Clara (2/21/74)
	41	Steve Smith	Pepperdine (2/12/72)
24.	40	Cam Shelton	Pacific (2/18/23)
	40	Terrell Lowery	Louisiana State (12/20/91)
	40	Terrell Lowery	Chaminade (11/25/91)
	40	Jeff Fryer	Pepperdine (2/14/90)
	40	Bo Kimble	Gonzaga (2/18/89)
	40	Hank Gathers	Gonzaga (2/18/89)
	40	Hank Gathers	U.S. International (1/7/89)
	40	Ed Bento	Hawaii (1/3/62)

MOST REBOUNDS

Rk	Reb.	Player	Opponent (Date)
1.	29	Hank Gathers	U.S. International (1/31/89)
2.	28	Jim Haderlein	San Francisco (2/7/70)
3.	27	Hank Gathers	U.S. International (12/7/89)
4.	26	Hank Gathers	Nevada (12/30/88)
5.	25	Jim Haderlein	San Diego (1/14/70)
	25	Ed Bento	Hawaii (1/3/62)
	25	Cal Garvin	CS Los Angeles (1/8/53)
8.	24	Jim Haderlein	Nevada (2/12/70)
9.	23	Hank Gathers	U.S. International (1/7/89)
10.	22	Ime Oduok	Buffalo (1/7/94)
	22	Steve Smith	St. Mary's (1973)
	22	Steve Smith	Hawaii (1/4/72)

MOST ASSISTS

Rk	Ast.	Player	Opponent (Date)
1.	18	Terrell Lowery	St. Joseph's (12/29/90)
2.	17	Chris Nikchevich	Washington State (12/5/86)
3.	16	Terrell Lowery	U.S. International (1/5/91)
	16	Dan Davis	Saint Mary's (1/4/80)
5.	15	Tony Walker	San Diego (2/7/92)
	15	Floyd Hooper	San Francisco (2/11/78)
7.	14	Terrell Lowery	Louisiana State (12/20/90)
	14	Corey Gaines	Pacific (12/5/87)
	14	Greg Goorjian	Pepperdine (2/12/83)
10.	13	13 with 13 assists	
		Last - Eli Scott	Grambling State (12/7/19)

TEAM/OPPONENT RECORDS

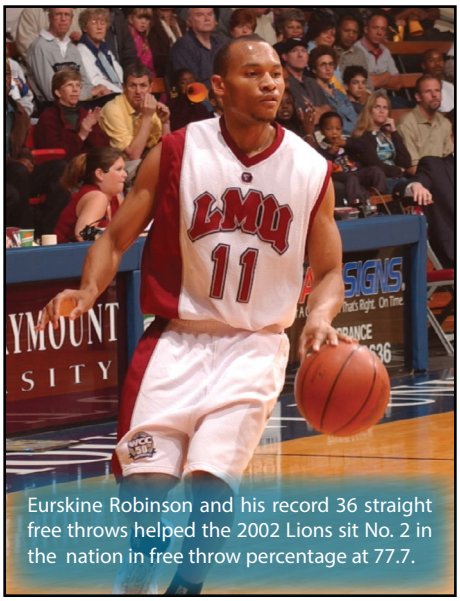

Eurskine Robinson and his record 36 straight free throws helped the 2002 Lions sit No. 2 in the nation in free throw percentage at 77.7.



Shaquille O'Neal set the record for blocks in a game against the Lions in the classic overtime battle in 1990.

Team Records

POINTS

Half:	94	vs. U.S. International (1/5/91)
	94	vs. U.S. International (1/31/89)
Game:	186	vs. U.S. International (1/5/91)*
Season:	3,918	1990

FIELD GOALS MADE

Game:	67	vs. U.S. International (1/31/89)
Season:	1,456	1990

FIELD GOALS ATTEMPTED

Game:	124	vs. U.S. International (1/7/89)
Season:	2,808	1990

FIELD GOAL PERCENTAGE

Game:	.689	vs. California (12/15/73)
Season:	.519	1990

THREE POINT FIELD GOALS MADE

Game:	21	vs. Michigan (3/20/90)
Season:	298	1990

THREE POINT FIELD GOALS ATTEMPTED

Game:	45	vs. Louisiana State (2/3/90)
Season:	793	1989

THREE POINT FIELD GOAL PERCENTAGE

Game:	.739	vs. St. Joe's (12/29/90) (17-23)
Season:	.420	1988 (251-598)

FREE THROWS MADE

Game:	44	vs. San Francisco (2/4/90)
Season:	719	1988

FREE THROWS ATTEMPTED

Game:	56	vs. San Francisco (2/4/90)
Season:	1,029	1988

FREE THROW PERCENTAGE

Game:	1.000	vs. Gonzaga (3/2/02) (16-16)
Season:	.777	2002

REBOUNDS

Game:	82	vs. U.S. International (1/7/89)
Season:	1,504	1990

ASSISTS

Game:	40	vs. U.S. International (1/5/91)
Season:	762	1990

FEWEST TURNOVERS

Game:	n/a	
Season:	11.35	2015-16
Assist-TO-Ratio:	1.37	2015-16

STEALS

Game:	24	at Portland (2/9/91)
Season:	450	1990

BLOCKED SHOTS

Game:	13	vs. Cal State Fullerton (12/2/98)
Season:	155	1991

PERSONAL FOULS

Game:	37	at Nevada (11/29/91)
	37	vs. South Dakota St. (11/9/13)
Season:	792	1989

Opponent Records

INDIVIDUAL

Points	72	Kevin Bradshaw, USIU (1/5/91)*
Field Goals	23	Kevin Bradshaw, USIU (1/5/91)
FG Attempts	59	Kevin Bradshaw, USIU (1/5/91)
FG Pct.	1.000	Stanley Roberts, LSU (2/3/90) (10-10)
Free Throws	19	Kevin Bradshaw, USIU (1/5/91)
FT Attempts	23	Kevin Bradshaw, USIU (1/5/91)
FT Pct.	1.000	Tim Owens, USF (3/2/91) (15-15)
3-PT FG	11	Brent Price, Oklahoma (12/15/90)
3-PT FG Att.	22	Kevin Bradshaw, USIU (1/5/91)
3-PT FG Pct.	1.000	Tom Thompson, USF (3/7/92) (8-8)
Rebounds	35	Bill Russell, USF (3/4/55)
Assists	19	Pat Hicks, N. Texas St. (12/22/81)
Steals	13	Mookie Blaylock, Okla. (12/17/88)
Block Shots	12	Shaquille O'Neal, LSU (2/4/90)

TEAM

Points	172	Oklahoma (12/15/90)
FG Made	63	Northeastern (11/24/90)
	63	USIU (1/31/89)
FG Attempts	124	USIU (1/5/91)
	124	Oklahoma (12/15/90)
FG Pct.	.790	North Carolina (3/19/88) (49-62)
FT Made	37	at Santa Clara (2/24/11)
		vs. South Dakota St. (11/9/13)
FT Attempts	57	Nevada (11/29/91)
FT Pct.	1.000	Pepperdine (14-14) (1/22/11)
3-PT FG	18	La Salle (12/31/90)
3-PT FG Att.	45	Miss. Valley St. (11/14/01)
3-PT FG Pct.	.769	USF (3/7/92) (10-13)
Rebounds	77	USF (1/11/73)
Assists	25	UCSB (12/30/00)
Steals	23	USC (12/9/98)
Block Shots	12	LSU (2/4/90)

* NCAA Record

LMU'S 100-POINT GAMES

Score	Opponent	Date
186-140	U.S. International	[illegible]
181-150	U.S. International	[illegible]
164-138	Azusa Pacific	[illegible]
162-129	vs. Chaminade	[illegible]
162-144	at US International	[illegible]
157-115	at San Francisco	[illegible]
152-137	at US International	[illegible]
151-107	US International	[illegible]
150-119	Saint Mary's	[illegible]
149-115	vs. Michigan	[illegible]
147-136	Gonzaga	[illegible]
145-102	Nevada	[illegible]
144-92	Portland	2/15/89
144-100	Gonzaga	[illegible]
142-127	Pepperdine	[illegible]
141-126	at San Diego	[illegible]
141-148	at LSU (ot)	[illegible]
140-106	So. Calif. Col	[illegible]
140-110	vs. Morgan State	[illegible]
139-104	San Diego	[illegible]
139-110	at Saint Mary's	[illegible]
137-123	at San Francisco	[illegible]
134-106	at Gonzaga	[illegible]
131-106	Portland	[illegible]
131-107	Marist	[illegible]
131-116	Pepperdine	[illegible]
131-119	San Diego	[illegible]
130-103	Pacific	[illegible]
130-125	at Nevada	[illegible]
128-96	at Portland	2/9/90
128-111	at San Francisco	[illegible]
127-104	Holy Cross	[illegible]
126-103	at Portland	[illegible]
126-111	St. Joseph's	[illegible]
125-95	vs. Stetson	12/1/89
123-72	Brooklyn College	[illegible]
123-131	at Pepperdine	[illegible]
123-152	vs. Northeastern	[illegible]
122-87	Niagra	12/30/89
122-100	UC Irvine	[illegible]
122-109	Portland	[illegible]
121-84	Gonzaga	3/3/90
121-116	at LaSalle	[illegible]
121-136	Oklahoma	[illegible]
119-112	at San Diego	[illegible]
119-115	vs. Wyoming	[illegible]
118-109	San Francisco	[illegible]
118-133	La Salle	[illegible]
117-81	Santa Clara	2/24/90
117-113	at Oregon State	[illegible]
116-67	St. Ambrose	1/7/86
116-100	Gonzaga	[illegible]
116-101	So. Calif. Col	[illegible]
116-104	U.S. International	[illegible]
116-120	at Nevada	[illegible]
115-75	San Diego	1/15/88
114-78	vs. Tennessee Tech	[illegible]
114-110	vs. Idaho State	[illegible]
114-122	at LSU	[illegible]
113-89	Azusa Pacific	1/9/88
113-95	San Francisco	1/11/89
113-100	at Santa Clara	[illegible]
113-104	at Gonzaga	[illegible]
113-115	at Xavier	[illegible]
113-117	Long Beach St (ot)	[illegible]
113-118	Xavier	[illegible]
112-98	vs. Pepperdine	3/5/89
112-101	at Santa Clara	[illegible]
112-172	at Oklahoma	[illegible]
111-83	Concordia-Neb.	1983
111-92	vs. New Mexico State	[illegible]
111-115	vs. DePaul	[illegible]
110-104	vs. Portland	[illegible]
109-68	Westcliff	11/7/23
109-72	Susquehanna	12/1/86
109-84	Nevada	1/11/74
109-106	vs. Pepperdine	[illegible]
109-123	at San Francisco	[illegible]
108-49	Pacifica	11/9/13
108-122	at DePaul	[illegible]
108-89	Santa Clara	2/12/88
108-94	at Santa Clara	1/5/79
108-93	UNLV	1/6/73
108-80	vs. Pepperdine	12/29/65
107-95	at Pepperdine	2/17/88
107-105	Pepperdine	[illegible]
106-50	Bethesda University	[illegible]
106-104	at San Diego (2ot)	[illegible]
106-97	Lehigh	12/30/91
106-105	Jacksonville	[illegible]
105-62	Westcliff	11/5/19
105-94	Point Loma Col.	1983
105-81	UC Riverside	11/29/77
105-81	at Nevada	2/24/72
105-84	Portland	2/15/90
105-71	Quincy College	12/4/71
104-82	at Saint Mary's	2/21/70
104-82	Seton Hall	12/27/71
104-88	at San Diego	2/10/89
104-95	at Santa Clara	2/23/91
104-96	vs. Santa Clara	3/7/88
104-100	at Saint Mary's (ot)	[illegible]
104-101	UC Santa Barbara	[illegible]
104-102	at San Diego	[illegible]
104-105	Pepperdine (ot)	[illegible]
104-108	at Utah (ot)	[illegible]
104-116	Saint Mary's	[illegible]
104-90	Seattle	12/30/2009
103-89	Azusa Pacific	11/28/86
103-91	Pepperdine	2/6/73
103-92	Fresno State	12/30/72
103-98	Loyola-Maryland	[illegible]
103-108	San Francisco	[illegible]
103-112	vs. North Texas	[illegible]
103-136	at Oklahoma	[illegible]
102-86	Nevada	1/4/73
102-90	St. Martin's	1/5/68
102-98	at Marquette	1/6/88
101-73	at CS Northridge	[illegible]
101-85	Seattle	1976
101-87	Saint Mary's	1/29/99
101-87	Loyola-Maryland	[illegible]
101-98	vs. Gonzaga	3/4/89
101-103	at St. Mary's (ot)	[illegible]
101-114	Gonzaga (ot)	[illegible]
101-120	vs. Arkansas	[illegible]
101-131	vs. UNLV	[illegible]
100-74	vs. San Diego	4/7/25
100-87	San Francisco (ot)	[illegible]
100-83	vs. La Sierra	12/21/13
100-74	Vanguard	12/27/11
100-62	La Sierra	11/14/10
100-70	vs. Saint Mary's	12/28/64
100-74	Bemidji State	12/4/85
100-82	at San Diego	2/9/80
100-84	Westmont Col.	12/2/87
100-90	at Portland	1/21/89
100-95	Chapman	1/20/87
100-103	Seattle	[illegible]
100-121	at Oral Roberts	[illegible]

First 100 game:
Dec 28, 1964 vs. Saint Mary's W, 100-70

Last 100 game:
Mar. 7, 2025 vs. San Diego W, 100-74

Total Count:
140 Games

CAREER RECORDS



Anthony Ireland played more games than any player in school history, ranking third all-time with 2,169 points.



Ime Oduok holds the all-time record for shooting percentage, 3/1000s better than Gathers.



Jeff Fryer was one of the first three-point specialists in the nation and holds all LMU records.

POINTS

1.	2490	Hank GATHERS (89 games)	1987-90
2.	2201	Terrell LOWERY (119 games)	1988-92
3.	2169	Anthony IRELAND (132 games)	2010-14
4.	2060	Forrest McKENZIE (110 games)	1981-84,85-86
5.	2010	Bo KIMBLE (76 games)	[illegible]
6.	2002	Eli SCOTT (141 games)	[illegible]
7.	1980	Keith SMITH (110 games)	1982-86
8.	1922	Jeff FRYER (112 games)	[illegible]
9.	1706	Jim HADERLEIN (76 games)	1968-71
10.	1601	Mike YOEST (117 games)	1984-88
11.	1581	Luther PHILYAW (104 games)	1972-76
12.	1466	Matthew KNIGHT (104 games)	2003-07
13.	1435	Ed BENTO (77 games)	1959-62
14.	1425	Rick ADELMAN (76 games)	1965-68
15.	1379	Enoch SIMMONS (116 games)	1985-89
16.	1375	Bill DONOVAN (26 games)	1946-50
17.	1364	Drew VINEY (83 games)	[illegible]
18.	1349	Keli LEAUPEPE (129 games)	2019-24
19.	1298	Richard DIXON (74 games)	1968-71
20.	1289	Greg HUNTER (102 games)	1975-79
21.	1255	Brandon WORTHY (93 games)	2002-07
22.	1247	Jim McCLOSKEY (56 games)	1979-81
	1247	Jim WILLIAMSON (112 games)	1993-97
23.	1172	Ashley HAMILTON (113 games)	2008-13
24.	1147	Dick SCHIENDLER (77 games)	1962-65
26.	1140	Vernon TEEL (80 games)	2008-11
27.	1139	Jarred DuBOIS (96 games)	2008-12
28.	1115	Elton MASHACK (108 games)	1997-01
29.	1109	Steve SMITH (51 games)	1971-73
30.	1095	Bob BURNS (76 games)	1963-66

SCORING AVERAGE (MINIMUM 50 GAMES)

1.	28.0	Hank GATHERS	(89 games)	1987-90
2.	26.4	Bo KIMBLE	(76 games)	1987-90
3.	22.4	Jim HADERLEIN	(76 games)	1968-71
4.	22.3	Jim McCLOSKEY	(56 games)	1979-81
5.	21.7	Steve SMITH	(51 games)	1971-73
6.	18.8	Rick ADELMAN	(76 games)	1965-68
7.	18.7	Forrest McKENZIE	(110 games)	1981-84,85-86
8.	18.6	Ed BENTO	(77 games)	1959-62
9.	18.5	Terrell LOWERY	(119 games)	1988-92
10.	18.0	Keith SMITH	(110 games)	1982-86
11.	17.5	Richard DIXON	(74 games)	1968-71
12.	17.2	Jeff FRYER	(112 games)	1986-90
13	17.0	James BATEMON	(64 games)	2017-19
14.	16.9	Bob COX	(55 games)	1953-55
15.	16.7	Evan PAYNE	(59 games)	2013-15
16.	16.4	Drew VINEY	(83 games)	2008-12
17.	16.4	Anthony IRELAND	(132 games)	2010-14
18.	15.2	Luther PHILYAW	(104 games)	1972-76
19.	15.1	Cam SHELTON	(60 games)	2021-23
20.	14.9	Dick SCHIENDLER	(77 games)	1962-65
21.	14.4	David BENADERET	(74 games)	1954-57
22.	14.4	Bob BURNS	(76 games)	1963-66
23.	14.3	Vernon TEEL	(80 games)	2008-11
24.	14.2	Eli SCOTT	(141 games)	2017-22
25.	14.1	Matthew KNIGHT	(104 games)	2003-07
26.	13.7	Mike YOEST	(117 games)	1984-88
27.	13.6	Garnette BROWN	(55 games)	1954-57
28.	13.5	Brad DEAN	(79 games)	1972-75
29.	13.5	Brandon WORTHY	(93 games)	2002-07
30.	13.3	Dick SEBEK	(63 games)	1965-68
	13.3	Jerry GROTE	(76 games)	1959-62

FIELD GOALS MADE

1.	1037	Hank GATHERS (89 games)	1987-90
2.	890	Forrest McKENZIE (110 games)	1981-84,85-86
3.	814	Keith SMITH (110 games)	1982-86
4.	739	Eli SCOTT (141 games)	[illegible]
5.	735	Anthony IRELAND (132 games)	2010-14
6.	734	Bo KIMBLE (76 games)	[illegible]
7.	723	Terrell LOWERY (119 games)	1988-92
8.	684	Jim HADERLEIN (76 games)	1968-71
9.	650	Jeff FRYER (112 games)	[illegible]
10.	634	Luther PHILYAW (104 games)	1972-76
11.	568	Matthew KNIGHT (104 games)	2003-07
12.	555	Bill DONOVAN (26 games)	1946-50
13.	540	Ed BENTO (77 games)	1959-62
14.	532	Greg HUNTER (102 games)	1975-79
15.	523	Enoch SIMMONS (116 games)	1985-89
16.	518	Mike YOEST (117 games)	1984-88
17.	507	Jim McCLOSKEY (56 games)	1979-81
18.	506	Richard DIXON (74 games)	1968-71
19.	477	Rick ADELMAN (76 games)	1965-68
20.	469	Drew VINEY (83 games)	[illegible]
21.	464	Keli LEAUPEPE (129 games)	2019-24
22.	461	Bob BURNS (76 games)	[illegible]
23.	452	John ARNDT (26 games)	1947-50
24.	446	David BENADERET (74 games)	1954-57
25.	444	Steve SMITH (51 games)	1971-73
26.	417	Elton MASHACK (108 games)	1997-01
27.	415	Brad DEAN (79 games)	[illegible]
28.	408	Wyking JONES (106 games)	1991-95
29.	400	Ashley HAMILTON (113 games)	2008-13
30.	391	Jim WILLIAMSON (112 games)	1993-97

FIELD GOALS ATTEMPTED

1.	1812	Forrest McKENZIE (110 games)	1981-84,85-86
2.	1773	Anthony IRELAND (132 games)	2010-14
3.	1758	Hank GATHERS (89 games)	1987-90
4.	1679	Keith SMITH (110 games)	1982-86
5.	1615	John ARNDT (26 games)	1947-50
6.	1564	Terrell LOWERY (119 games)	1988-92
7.	1560	Bill DONOVAN (26 games)	1946-50
8.	1545	Jeff FRYER (112 games)	[illegible]
9.	1503	Bo KIMBLE (76 games)	[illegible]
10.	1463	Luther PHILYAW (104 games)	1972-76
11.	1461	Eli SCOTT (141 games)	[illegible]
12.	1457	Jim HADERLEIN (76 games)	1968-71
13.	1207	Ed BENTO (77 games)	1959-62
14.	1171	Richard DIXON (74 games)	1968-71
15.	1160	Enoch SIMMONS (116 games)	1985-89
16.	1158	David BENADERET (74 games)	1954-57
17.	1145	Rick ADELMAN (76 games)	1965-68
18.	1139	Matthew KNIGHT (104 games)	2003-07
19.	1105	Greg HUNTER (102 games)	1975-79
20.	1100	Jim McCLOSKEY (56 games)	1979-81
21.	1046	Elton MASHACK (108 games)	1997-01
22.	1021	Drew VINEY (83 games)	[illegible]
23.	999	Charles BROWN (117 games)	2001-05
	999	Jarred DuBOIS (96 games)	2008-12
25.	992	Steve SMITH (51 games)	1971-73
26.	989	Keli LEAUPEPE (129 games)	2019-24
	989	Mike YOEST (117 games)	1984-88
28.	987	Jim WILLIAMSON (112 games)	1993-97
29.	984	Jerry GROTE (76 games)	[illegible]
30.	930	Bob BURNS (76 games)	[illegible]

FIELD GOAL PERCENTAGE (MINIMUM 100 MADE)

1.	.599	Mattias MARKUSSON	(350-584)	2016-19, 20-21
2.	.590	Ime ODUOK	(334-566)	1993-96
3.	.590	Hank GATHERS	(1037-1758)	1987-90
4.	.589	Richard PETRUSKA	(188-319)	1990-91
5.	.589	Victor LAZZARETTI	(159-270)	1985-87
6.	.682	Michael GRAHAM	(107-157)	2022-24
6.	.575	Eric CLAUS	(387-673)	1974-78
7.	.572	Peter CORNELL	(135-236)	1996-98
8.	.571	Tony WALKER	(182-319)	1989-90, 91-92
9.	.560	Leonard AGEE	(144-257)	1981-82
10.	.593	Dameane DOUGLAS	(219-396)	2018-22
11.	.557	Adom JACKO	(170-305)	2015-16
12.	.533	Brian McCLOSKEY	(293-550)	1990-93
13.	.528	Johnny BROWN	(219-415)	1981-83
14.	.526	Sherman GAY	(364-692)	2000-04
15.	.524	Mike YOEST	(518-989)	1984-88
16.	.524	Wyking JONES	(408-779)	1991-95
17	.522	Stefan JOVANOVIC	(106-203)	2016-17
18.	.521	Vince MORELLI	(211-405)	1974-78
19.	.518	Corey GAINES	(188-363)	1987-88
20.	.518	Greg LAKEY	(205-396)	2000-02
21.	.517	Fred BRADFORD	(139-269)	1982-86
22.	.510	Mike ANTOINE	(270-529)	1979-81
23.	.509	Alex OSBORNE	(218-428)	2009-14
24.	.506	John O'CONNELL	(207-409)	1988-92
25.	.506	Eli SCOTT	(739-1461)	2017-22
26.	.500	John VEARGASON	(101-202)	1986-89
	.500	Tim DIEDERICHS	(161-322)	2007-12
28.	.499	Matthew KNIGHT	(568-1139)	2003-07
29.	.496	Bob BURNS	(461-930)	1963-66
30.	.493	Rick SHARP	(174-353)	1982-84

LMU HOOPS' RECORDS

3-POINT FIELD GOALS MADE

1.	363	Jeff FRYER (112 games)	1986-90
2.	261	Terrell LOWERY (119 games)	1988-92
3.	201	Steven HANEY, Jr. (85 games)	2015-18
4.	199	Bo KIMBLE (76 games)	[illegible]
5.	195	Anthony IRELAND (132 games)	2010-14
6.	179	Joe QUINTANA (101 games)	2017-20
7.	174	Jim WILLIAMSON (112 games)	1993-97
8.	149	Alex MERKVILADZE (119 games)	2021-25
9.	148	Keli LEAUPEPE (129 games)	2019-24
	148	Jarred DuBOIS (96 games)	2008-12
11.	144	Wes WARDROP (110 games)	2002-06
12.	143	Drew VINEY (83 games)	[illegible]
13.	138	Ross RICHARDSON (94 games)	1990-94
14.	134	Ben AMMERMAN (111 games)	1994-98
15.	133	Will JOHNSTON (63 games)	2023-25
16	121	Enoch SIMMONS (116 games)	1985-89
17.	119	Charles BROWN (117 games)	2001-05
18.	111	Erik JOHANSSON (118 games)	2016-20
19	106	Craig HOLT (51 games)	[illegible]
	106	Willie ALLEN (61 games)	1995-96,97-99
21.	101	Corey COUNTS (90 games)	2005-09
	101	Tim KENNEDY (109 games)	1995-99
	101	Robert DAVIS (82 games)	1998-99,00-02
24.	90	Ayodeji EGBEYEMI (117 games)	2010-15
25.	86	James BATEMON (64 games)	2017-19
26.	81	Per STUMER (63 games)	1988-90
27.	80	Adoyah MILLER (41 games)	2004-07
28.	78	Elton MASHACK (108 games)	1997-01
29.	76	Brandon BROWN (61 games)	2015-17
	76	Cobi McELROY (79 games)	1991-95

3-POINT FIELD GOALS ATTEMPTED

1.	940	Jeff FRYER (112 games)	[illegible]
2.	669	Terrell LOWERY (119 games)	1988-92
3.	567	Anthony IRELAND (132 games)	2010-14
4.	540	Steven HANEY (85 games)	2015-18
5.	489	Bo KIMBLE (76 games)	[illegible]
6.	482	Jim WILLIAMSON (112 games)	1993-97
7.	447	Joe QUINTANA (101 games)	2017-22
8.	439	Alex MERKVILADZE (119 games)	2021-25
9	434	Wes WARDROP (110 games)	2002-06
10.	405	Jarred DuBOIS (96 games)	2008-12
11.	392	Keli LEAUPEPE (129 games)	2019-23
12.	382	Ben AMMERMAN (111 games)	1994-98
13.	380	Charles BROWN (117 games)	2001-05
14.	358	Will JOHNSTON (63 games)	2023-25
15.	341	Drew VINEY (83 games)	[illegible]
16.	331	Ross RICHARDSON (94 games)	1990-94
17.	316	Erik JOHANSSON (118 games)	2016-20
18.	313	Robert DAVIS (82 games)	1998-99,00-02
19.	291	Enoch SIMMONS (116 games)	1985-89
20.	289	Tim KENNEDY (109 games)	1995-99
21.	285	Ayodeji EGBEYEMI (117 games)	2010-15
22.	281	Corey COUNTS (90 games)	2005-09
23.	279	Willie ALLEN (61 games)	1995-96,97-99
24.	267	Craig HOLT (51 games)	1990-92
25.	261	James BATEMON (64 games)	2017-19
	261	Jalin ANDERSON (70 gmaes)	2019-23
27.	256	Elton MASHACK (108 games)	1997-01
28	229	Cobi McELROY (79 games)	1991-95
29.	223	Jon ZIRI (113 games)	2003-08
30.	217	Per STUMER (63 games)	1988-90
	217	Cam SHELTON (60 games)	2021-23

3-POINT FG PERCENTAGE (MINIMUM 50 MADE)

1.	.459	Chris NIKCHEVICH	(68-148)	1986-87
2.	.448	Dominick HARRIS	(65-145)	2023-24
2.	.419	Drew VINEY	(143-341)	2008-12
3.	.417	Ross RICHARDSON	(138-331)	1990-94
4.	.416	Enoch SIMMONS	(121-291)	1985-89
5.	.407	Bo KIMBLE	(199-489)	1987-90
6.	.400	Joe QUINTANA	(179-447)	2017-22
7.	.397	Craig HOLT	(106-267)	1990-92
8.	.390	Terrell LOWERY	(261-669)	1988-92
9.	.386	Jeff FRYER	(363-940)	1986-90
10.	.380	Willie ALLEN	(106-279)	1995-96,97-99
11.	.372	Will JOHNSTON	(133-358)	2023-25
12.	.368	Keli LEAUPEPE	(148-392)	2019-24
13.	.377	Buay TUACH	(60-159)	2015-17
14.	.373	Per STUMER	(81-217)	1988-90
15.	.373	Brandon WORTHY	(60-161)	2002-07
16.	.372	Steven HANEY, Jr.	(201-540)	2015-18
17.	.370	Adoyah MILLER	(80-216)	2004-07
18.	.370	John ANTHONY	(54-146)	1993-97
19.	.369	David HUMPHRIES	(66-179)	2014-16
20.	.365	Jarred DuBOIS	(148-405)	2008-12
21.	.362	Brandon BROWN	(76-210)	2015-17
22	.361	Jim WILLIAMSON	(174-482)	1993-97
23.	.359	Corey COUNTS	(101-281)	2005-09
24.	.354	Haywood EADDY	(75-212)	1997-99
25.	.351	Erik JOHANSSON	(111-316)	2016-20
26.	.351	Ben AMMERMAN	(134-382)	1994-98
27.	.349	Tim KENNEDY	(101-289)	1995-99
28.	.349	Evan PAYNE	(75-215)	2013-15
29.	.346	Keith KINCADE	(56-162)	2001-04
30.	.346	Cam SHELTON	(75-217)	2021-23

FREE THROWS MADE

1.	561	Mike YOEST (117 games)	1984-88
2.	504	Anthony IRELAND (132 games)	2010-14
3.	496	Eli SCOTT (141 games)	[illegible]
4.	494	Terrell LOWERY (119 games)	1988-92
5.	471	Rick ADELMAN (76 games)	1965-68
6.	437	Brandon WORTHY (93 games)	2002-07
7.	416	Hank GATHERS (89 games)	1987-90
8.	377	Vernon TEEL (80 games)	[illegible]
9.	373	Dick SCHIENDLER (77 games)	1962-65
10.	355	Ed BENTO (77 games)	1959-62
11.	351	Keith SMITH (110 games)	1982-86
12.	343	Bo KIMBLE (76 games)	[illegible]
13.	338	Jim HADERLEIN (76 games)	1968-71
14.	334	Ashley HAMILTON (113 games)	2008-13
15.	328	Matthew KNIGHT (104 games)	2003-07
16.	323	James BATEMON (64 games)	2017-19
17.	313	Luther PHILYAW (104 games)	1972-76
18.	291	Jim WILLIAMSON (112 games)	1993-97
19.	286	Richard DIXON (74 games)	1968-71
20.	283	Drew VINEY (83 games)	[illegible]
21.	279	Forrest McKENZIE (110 games)	1981-84,85-86
22.	275	Duane WILLIAMSON (76 games)	1969-72
23.	274	Garnette BROWN (55 games)	1954-57
		Bill DONOVAN (26 games)	1946-50
25.	273	Keli LEAUPEPE (129 games)	2019-24
26.	260	Wyking JONES (106 games)	1991-95
27.	259	Jarred DuBOIS (96 games)	2008-12
	259	Jeff FRYER (112 games)	[illegible]
29.	255	Tom SALVINO (70 games)	1953-56
30.	251	Ime ODUOK (80 games)	[illegible]

FREE THROWS ATTEMPTED

1.	745	Hank GATHERS (89 games)	1987-90
2.	738	Eli SCOTT (141 games)	[illegible]
3.	706	Mike YOEST (117 games)	1984-88
4.	633	Anthony IRELAND (132 games)	2010-14
5.	626	Terrell LOWERY (119 games)	1988-92
6.	582	Rick ADELMAN (76 games)	1965-68
7.	554	Vernon TEEL (80 games)	[illegible]
8.	543	Brandon WORTHY (93 games)	2002-07
9.	519	Dick SCHIENDLER (77 games)	1962-65
10.	507	Jim HADERLEIN (76 games)	1968-71
11.	488	Matthew KNIGHT (104 games)	2003-07
12.	486	Keith SMITH (110 games)	1982-86
13.	462	Ed BENTO (77 games)	1959-62
14.	459	Ashley HAMILTON (113 games)	2008-13
15.	430	Richard DIXON (74 games)	1968-71
16.	424	Luther PHILYAW (104 games)	1972-76
17.	422	Ime ODUOK (80 games)	[illegible]
18.	412	Bo KIMBLE (76 games)	[illegible]
19.	405	Wyking JONES (106 games)	1991-95
20.	398	James BATEMON (64 games)	2017-19
21.	391	Garnette BROWN (55 games)	1954-57
22.	382	John KURTZ (71 games)	[illegible]
23.	378	Tom SALVINO (70 games)	1953-56
24.	363	Bill DONOVAN (26 games)	1946-50
	363	Cal GARVIN (79 games)	[illegible]
26.	358	Ken PETERSON (73 games)	1964-67
27.	357	Duane WILLIAMSON (76 games)	1969-72
28.	354	Drew VINEY (83 games)	[illegible]
29.	353	Brad DEAN (79 games)	[illegible]
30.	349	Jim WILLIAMSON (112 games)	1993-97

FREE THROW PERCENTAGE (MINIMUM 100 MADE)

1.	.876	Rick RAGSDALE	(204-233)	1965-68
2.	.863	Joe QUINTANA	(158-183)	2017-22
3.	.863	Haywood EADDY	(170-197)	1997-99
4.	.850	Will JOHNSTON	(108-127)	2023-25
5	.846	Don SHAW	(104-123)	1971-73
6.	.844	Jarred DuBOIS	(259-307)	2008-12
7.	.837	Charles BROWN	(200-239)	2001-05
8.	.834	Jim WILLIAMSON	(291-349)	1993-97
9.	.833	Forrest McKENZIE	(279-335)	1981-84,85-86
10.	.833	Bo KIMBLE	(343-412)	1987-90
11.	.832	Scott KAY	(109-131)	1971-74
12.	.821	Eurskine ROBINSON	(124-151)	2000-02
13.	.816	Greg GOORJIAN	(111-136)	1982-83
14.	.815	Evan PAYNE	(246-302)	2013-15
15.	.812	LaRon ARMSTEAD	(203-250)	2008-12
16.	.812	James BATEMON	(323-398)	2017-19
17.	.809	Rick ADELMAN	(471-582)	1965-68
18.	.805	Brandon WORTHY	(437-543)	2002-07
19.	.799	Drew VINEY	(283-354)	2008-12
20.	.797	Greg LAKEY	(169-212)	2000-02
21.	.796	Anthony IRELAND	(504-633)	2010-14
22.	.795	Mike YOEST	(561-706)	1984-88
23.	.792	Jeff FRYER	(259-327)	1986-90
24.	.790	Steven HANEY, Jr.	(109-138)	2014-18
25.	.790	Bill MAZURIE	(139-176)	1992-94
26.	.789	Terrell LOWERY	(494-626)	1988-92
27.	.788	Willie ALLEN	(130-165)	1995-96,97-99
28.	.787	Keli LEAUPEPE	(273-347)	2019-24
29.	.784	Keith KINCADE	(221-282)	2001-04
30.	.781	Ben AMMERMAN	(196-251)	1994-98

Corey Gaines holds the record for three-point percentage at 50.6 percent.



Brandon Worthy finished fourth in free throws made and is sixth in attempts in his career.

LMU HOOPS' RECORDS

REBOUNDS

1.	1161	Jim HADERLEIN (76 games)	1968-71
2.	985	Hank GATHERS (428o-557d)	1987-90
3.	936	Eli SCOTT (297o-639d)	[illegible]
4.	825	Mark ARMSTRONG (188o-637d)	1984-88
5.	774	Ed BENTO (77 games)	1959-62
6.	752	Tom RYAN (76 games)	[illegible]
7.	743	Matthew KNIGHT (290o-453d)	2003-07
8.	723	Forrest McKENZIE (110 games)	1981-84,85-86
9.	722	Brad DEAN (79 games)	[illegible]
10.	714	Steve SMITH (51 games)	1971-73
11.	707	Mike YOEST (169o-538d)	1984-88
12.	681	Greg HUNTER (102 games)	1975-79
13.	678	Ime ODUOK (219o-459d)	[illegible]
14.	663	Keli LEAUPEPE (241o-442d)	2019-24
15.	654	Ashley HAMILTON (198o-456d)	2008-13
16.	628	Alex MERKVILADZE (102o-526d)	2021-25
	626	Elton MASHACK (241o-385d)	1997-01
18.	615	Kenny HOTOPP (191o-424d)	1994-98
19.	610	Godwin OKONJI (279o-331d)	2013-15
20.	609	Bob COX (55 games)	1953-55
21.	581	Mattias MARKUSSON (187o-394d)	2016-19,20-21
22.	565	Dick SCHIENDLER (77 games)	1962-65
23.	559	Ken PETERSON (73 games)	1964-67
24.	544	Dick ZEMBAL (77 games)	1965-68
25.	539	Dick SEBEK (63 games)	[illegible]
26.	535	Drew VINEY (121o-414d)	[illegible]
27.	520	John KURTZ (71 games)	[illegible]
28.	517	Anthony IRELAND (160o-357d)	2010-14
29.	512	David BENADERET (74 games)	1954-57
30.	502	Cal GARVIN (79 games)	[illegible]
	502	Bill WAGNER (47 games)	1957-59,60-61

REBOUNDING AVERAGE (MINIMUM 50 GAMES)

1.	15.3	Jim HADERLEIN	(76 games)	1968-71
2.	14.0	Steve SMITH	(51 games)	1971-73
3.	11.1	Bob COX	(55 games)	1953-55
4.	11.1	Hank GATHERS	(89 games)	1987-90
5.	10.1	Ed BENTO	(77 games)	1959-62
6.	9.9	Tom RYAN	(76 games)	1958-61
7.	9.1	Brad DEAN	(79 games)	1972-75
8.	8.6	Dick SEBEK	(63 games)	1965-68
9.	8.5	Ime ODUOK	(80 games)	1993-96
10.	8.3	Mike ANTOINE	(55 games)	1979-81
11.	7.7	Ken PETERSON	(73 games)	1964-67
12.	7.6	Garnette BROWN	(55 games)	1954-57
13.	7.5	Per STUMER	(63 games)	1988-90
14.	7.3	Dick SCHIENDLER	(77 games)	1962-65
15.	7.3	John KURTZ	(71 games)	1950-53
16.	7.2	Mark ARMSTRONG	(115 games)	1984-88
17.	7.1	Matthew KNIGHT	(104 games)	2003-07
18.	7.1	Johnny BROWN	(54 games)	1981-83
19.	7.1	Dick ZEMBAL	(77 games)	1965-68
20.	6.9	David BENADERET	(74 games)	1954-57
21.	6.7	Greg HUNTER	(102 games)	1975-79
22.	6.7	Lloyd McMILLIAN	(57 games)	1972-75
23.	6.6	Eli SCOTT	(141 games)	2017-22
24.	6.6	Tom SALVINO	(70 games)	1953-56
25.	6.6	Forrest McKENZIE	(110 games)	1981-84,85-86
26.	6.6	Paul DEYDEN	(65 games)	1964-68
27.	6.5	Clelio BOCCATO	(69 games)	1951-54
28.	6.5	Richard DIXON	(74 games)	1968-71
29.	6.5	Art CLAYBION	(56 games)	1979-81
30.	6.4	Drew VINEY	(83 games)	2008-12

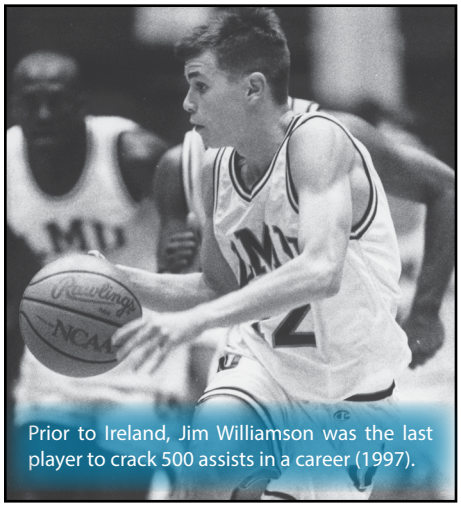

Prior to Ireland, Jim Williamson was the last player to crack 500 assists in a career (1997).

ASSISTS

1.	689	Terrell LOWERY	988-92
2.	594	Keith SMITH	1982-86
3.	557	Anthony IRELAND	2010-14
4.	506	Jim WILLIAMSON	1993-97
5.	445	Tony WALKER	1989-90,91-92
6.	444	Eli SCOTT	2017-22
7.	420	Enoch SIMMONS	1985-89
8.	403	Charles BROWN	2001-05
9.	392	Dan DAVIS	1979-81
10.	353	Vernon TEEL	2008-11
11.	320	Brandon WORTHY	2002-07
12.	299	Brandon BROWN	2015-17
13.	298	Wes WARDROP	2002-06
14.	277	Damian MARTIN	2003-07
15.	271	Corey GAINES	1987-88
16.	264	Floyd HOOPER	1976-78
17.	261	James BATEMON	2017-19
18.	239	Tom PEABODY	1988-91
19.	234	Haywood EADDY	1997-99
20.	233	Jarred DuBOIS	2008-12
21.	227	Chase FLINT	2012-15
22.	222	Luther PHILYAW	1972-76
23.	216	Jeff FRYER	1986-90
24.	202	Chris NIKCHEVICH	1986-87
25.	200	Tim KENNEDY	1995-99
26.	199	Cam SHELTON	2021-23
27.	193	Eurskine ROBINSON	2000-02
28.	190	Jon ZIRI	2003-08
29.	187	Robin KIRKSEY	1991-95
30.	186	Ben AMMERMAN	1994-98

ASSISTS AVERAGE (MINIMUM 50 GAMES)

1.	7.4	Tony WALKER	(60 games)	1989-90,91-92
2.	7.3	Dan DAVIS	(54 games)	1979-81
3.	5.8	Terrell LOWERY	(119 games)	1988-92
4.	5.4	Keith SMITH	(110 games)	1982-86
5.	5.1	Floyd HOOPER	(52 games)	1976-78
6.	4.9	Brandon BROWN	(61 games)	2015-17
7.	4.5	Jim WILLIAMSON	(112 games)	1993-97
8.	4.4	Vernon TEEL	(80 games)	2008-11
9.	4.2	Anthony IRELAND	(132 games)	2010-14
10.	4.1	James Batemon	(64 games)	2017-19
11.	3.6	Enoch SIMMONS	(116 games)	1985-89
12.	3.4	Charles BROWN	(117 games)	2001-05
13.	3.4	Brandon WORTHY	(93 games)	2002-07
14.	3.4	Eurskine ROBINSON	(57 games)	2000-02
15.	3.3	Cam SHELTON	(60 games)	2021-23
16.	3.1	Eli SCOTT	(141 games)	2017-22
17.	3.1	Damian MARTIN	(88 games)	2003-07
18.	3.1	Chase FLINT	(73 games)	2012-15
19.	2.9	Will JOHNSTON	(63 games)	2023-25
20.	2.7	Tom PEABODY	(87 games)	1988-91
21.	2.7	Wes WARDROP	(110 games)	2002-06
22.	2.4	Jarred DuBOIS	(96 games)	2008-12
23.	2.4	Jalin ANDERSON	(70 games)	2019-23
24	2.3	Jim McCLOSKEY	(56 games)	1979-81
25.	2.3	Munis TUTU	(61 games)	2015-17
26.	2.2	Louis GRAY	(63 games)	1972-75
	2.2	Clyde JOHNSON	(63 games)	1976-80
28.	2.1	Luther PHILYAW	(104 games)	1972-76
29.	2.1	Willie ALLEN	(61 games)	1995-96,97-99
30.	2.1	Rick SHARP	(50 games)	1982-84

Sherman Gay set the all-time blocks record in 2004.

BLOCKED SHOTS

1.	144	Sherman GAY	2000-04
2.	131	Marin MORNAR	2012-16
3.	110	Chris AYER	2002-06
4.	97	Chris KNIGHT	1987-92
5.	96	Godwin OKONJI	2010-15
6.	93	Mattias MARKUSSON	2016-19,20-21
7.	92	Ime ODUOK	1993-96
8.	85	Drew VINEY	2008-12
9.	74	Silvester KAINGA	1997-99
10.	72	Wyking JONES	1991-95
11.	66	Hank GATHERS	1987-90
	66	Robin KIRKSEY	1991-95
	66	Mike YOEST	1984-88
14.	65	Rick ISSANZA	2022-PRESENT
15.	63	Tim KENNEDY	1995-99
	63	Kevin YOUNG	2008-10
17.	60	Christian SCOTT	1990-93
18.	57	Ashley HAMILTON	2008-13
19.	41	Petr HERMAN	2014-18
20.	55	Richard PETRUSKA	1990-91
21.	54	Matthew KNIGHT	2003-07
22.	53	Peter CORNELL	1996-98
23.	51	Pablo MACHADO	1999-01
24.	50	Mike ANTOINE	1979-81
25.	49	Michael GRAHAM	2022-24
	49	Eli SCOTT	2017-22
27.	48	Rahim HARRIS	1990-94
28.	47	John VEARGASON	1986-89
29.	46	Alex OSBORNE	2009-14
30.	43	Art CLAYBION	1979-81

BLOCKED SHOTS AVERAGE (MINIMUM 50 GAMES)

1.	1.48	Silvester KAINGA	(50 games)	1997-99
2.	1.32	Sherman GAY	(109 games)	2000-04
3.	1.15	Ime ODUOK	(80 games)	1993-96
4.	1.14	Marin MORNAR	(115 games)	2012-16
5.	1.02	Drew VINEY	(83 games)	2008-12
6.	1.01	Rick ISSANZA	(64 games)	2022-PRESENT
7.	1.00	Pablo MACHADO	(51 games)	1999-01
8.	0.98	Peter CORNELL	(54 games)	1996-98
9.	0.97	Kevin YOUNG	(65 games)	2008-10
10.	0.96	Chris AYER	(114 games)	2002-06
11.	0.91	Mike ANTOINE	(55 games)	1979-81
12.	0.87	Chris KNIGHT	(111 games)	1987-92
13.	0.80	Mattias MARKUSSON	(113 games)	2016-19,20-21
14.	0.79	Michael GRAHAM	(62 games)	2022-24
15.	0.77	Art CLAYBION	(56 games)	1979-81
16.	0.76	Godwin OKONJI	(126 games)	2010-15
17.	0.74	Hank GATHERS	(89 games)	1987-90
18.	0.73	Christian SCOTT	(82 games)	1990-93
19.	0.70	Wyking JONES	(106 games)	1991-95
20.	0.60	Jordan BELL	(63 games)	2018-20
21.	0.60	Robin KIRKSEY	(110 games)	1991-95
22.	0.58	Tim KENNEDY	(109 games)	1995-99
23.	0.56	Mike YOEST	(117 games)	1984-88
24.	0.55	John VEARGASON	(86 games)	1986-89
25.	0.54	Bo KIMBLE	(76 games)	1987-90
26.	0.52	Matthew KNIGHT	(104 games)	2003-07
27.	0.51	Mike O'QUINN	(62 games)	1993-96
28.	0.50	Ashley HAMILTON	(113 games)	2008-13
29.	0.51	Petr HERMAN	(84 games)	2014-19
30.	0.48	Vernon TEEL	(80 games)	2008-11

LMU HOOPS' RECORDS

STEALS

1.	231	Terrell LOWERY	1988-92
2.	200	Anthony IRELAND	2010-14
3.	189	Mike YOEST	1984-88
4.	181	Charles BROWN	2001-05
5.	176	Rahim HARRIS	1990-94
6.	175	Bo KIMBLE	1987-90
7.	158	Damian MARTIN	2003-07
8.	157	Brandon WORTHY	2002-07
9.	155	Tom PEABODY	1988-91
10.	150	Jeff FRYER	1986-90
11.	144	Jeffery McCLENDON	2015-19
12.	139	Jon ZIRI	2003-08
13.	137	Jim WILLIAMSON	1993-97
14.	136	Vernon TEEL	2008-11
15.	133	Hank GATHERS	1987-90
16.	123	Robin KIRKSEY	1991-95
17.	117	Jarred DuBOIS	2008-12
	117	Alex OSBORNE	2009-14
19.	115	Enoch SIMMONS	1985-89
20.	112	Keith SMITH	1982-86
	112	Joe QUINTANA	2017-22
22.	111	Mark ARMSTRONG	1984-88
22.	110	Tony WALKER	1989-90,91-92
24.	108	Dan DAVIS	1979-81
	108	Tim KENNEDY	1995-99
26.	106	Eli SCOTT	2017-22
27.	104	Godwin OKONJI	2010-15
28.	100	Wes WARDROP	2002-06
29.	96	Chris KNIGHT	1987-92
30.	94	Matthew KNIGHT	2003-07

STEALS AVERAGE (MINIMUM 50 GAMES)

1.	2.30	Bo KIMBLE	(76 games)	1987-90
2.	2.00	Dan DAVIS	(54 games)	1979-81
3.	1.94	Terrell LOWERY	(119 games)	1988-92
4.	1.83	Tony WALKER	(60 games)	1989-90,91-92
5.	1.80	Damian MARTIN	(88 games)	2003-07
6.	1.78	Tom PEABODY	(87 games)	1988-91
7.	1.70	Vernon TEEL	(80 games)	2008-11
8.	1.69	Brandon WORTHY	(93 games)	2002-07
9.	1.62	Mike YOEST	(117 games)	1984-88
10.	1.60	Rahim HARRIS	(110 games)	1990-94
11.	1.55	Charles BROWN	(117 games)	2001-05
12.	1.52	Anthony IRELAND	(132 games)	2010-14
13.	1.49	Hank GATHERS	(89 games)	1987-90
14.	1.49	Cam SHELTON	(60 games)	2021-23
15.	1.39	Brandon BROWN	(61 games)	2015-17
16.	1.39	James BATEMON	(64 games)	2017-19
17.	1.37	Kevin YOUNG	(65 games)	2008-10
18.	1.34	Jeff FRYER	(112 games)	1986-90
19.	1.25	Jeffery McCLENDON	(115 games)	2015-19
20.	1.23	Jon ZIRI	(113 games)	2003-08
21.	1.22	Jim WILLIAMSON	(112 games)	1993-97
22.	1.22	Jarred DuBOIS	(96 games)	2008-12
23.	1.13	Chase FLINT	(73 games)	2012-15
24.	1.12	Robin KIRKSEY	(110 games)	1991-95
25.	1.11	Christian SCOTT	(82 games)	1990-93
26.	1.11	Joe QUINTANA	(101 games)	2017-22
27	1.11	Eurskine ROBINSON	(57 games)	2000-02
28.	1.10	Per STUMER	(63 games)	1988-90
29.	1.10	Evan PAYNE	(59 games)	2013-15
30.	1.10	Drew VINEY	(83 games)	2008-12

GAMES PLAYED

1.	141	Eli SCOTT	2017-22
2	132	Anthony IRELAND	2010-14
3.	129	Keli LEAUPEPE	2019-24
4.	126	Godwin OKONJI	2010-15
5.	125	Alex OSBORNE	2009-14
6.	119	Terrell LOWERY	1988-92
	119	Alex MERKVILADZE	2021-25
8.	118	Erik JOHANSSON	2016-20
9.	117	Ayodeji EGBEYEMI	2010-15
	117	Mike YOEST	1984-88
	117	Charles BROWN	2001-05

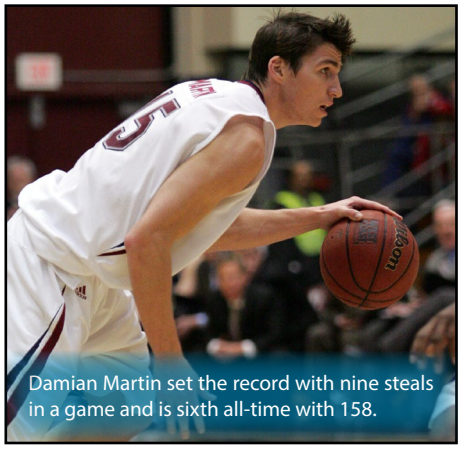

Damian Martin set the record with nine steals in a game and is sixth all-time with 158.

12.	116	Enoch SIMMONS	1985-89
13.	115	Jeffery McCLENDON	2015-19
	115	Marin MORNAR	2012-16
	115	Mark ARMSTRONG	1984-88
16.	114	Chris AYER	2002-06
17.	113	Marko DERIC	2005-09
	113	Jon ZIRI	2003-08
	113	Ashley HAMILTON	2008-13
	113	Mattias MARKUSSON	2016-21
21.	112	Jeff FRYER	1986-90
	112	Jim WILLIAMSON	1993-97
23.	111	Ben AMMERMAN	1994-98
	111	Chris KNIGHT	1987-92
25.	110	Keith SMITH	1982-86
	110	Wes WARDROP	2002-06
	110	Forrest McKENZIE	1981-84,85-86
	110	John O'CONNELL	1988-92
	110	Robin KIRKSEY	1991-95
	110	Rahim HARRIS	1990-94
	110	Petr HERMAN	2014-19

GAMES STARTED

1.	125	Anthony IRELAND	2010-14
2.	121	Eli SCOTT	2017-22
3.	109	Mark ARMSTRONG	1984-88
4.	104	Keli LEAUPEPE	2019-24
5.	103	Mike YOEST	1984-88
6.	101	Jim WILLIAMSON	1993-97
7.	98	Godwin OKONJI	2010-15
8.	94	Ashley HAMILTON	2008-13
9.	89	Matthew KNIGHT	2003-07
10.	88	Elton MASHACK	1997-01
	88	Hank GATHERS	1987-90
12.	86	Ayodeji EGEYEMI	2010-15
13.	80	Charles BROWN	2001-05
	80	Alex MERKVILADZE	2021-25
15.	79	Jarred DuBOIS	2008-12
	79	Jeff FRYER	1986-90
17.	78	Robin KIRKSEY	1991-95
18.	77	Drew VINEY	2008-12
19.	75	Rahim HARRIS	1990-94
	75	Ime ODUOK	1993-96
	75	Mattias MARKUSSON	2016-21
22.	74	Wes WARDROP	2002-06
23.	73	Steven HANEY, Jr.	2015-18
24.	72	Keith KINCADE	2001-04
25.	71	Joe QUINTANA	2017-22
26.	70	Chris AYER	2002-06
	70	Ben AMMERMAN	1994-98
28.	67	Damian MARTIN	2003-07
29.	66	Vernon TEEL	2008-11
30.	64	James BATEMON	2017-19
	64	Kenny HOTOPP	1994-98

MINUTES

1.	4653	Anthony IRELAND	2010-14
2.	4529	Eli SCOTT	2017-22
3.	3755	Forrest McKENZIE	1981-84,85-86
4.	3706	Keith SMITH	1982-86
5.	3678	Jim WILLIAMSON	1993-97



Charles Brown finished his career playing in 117 games and scoring more than 1,000 points.

6.	3418	Keli LEAUPEPE	2019-24
7.	3379	Mike YOEST	1984-88
8.	3135	Alex MERKVILADZE	2021-25
9.	3124	Mark ARMSTRONG	1984-88
10.	3025	Jarred DuBOIS	2008-12
11.	3020	Ashley HAMILTON	2008-13
12.	2999	Wes WARDROP	2002-06
13.	2940	Matthew KNIGHT	2003-07
14.	2936	Enoch SIMMONS	1985-89
15.	2934	Terrell LOWERY	1988-92
16.	2932	Ayodeji EGBEYEMI	2010-15
17.	2917	Charles BROWN	2001-05
18.	2907	Elton MASHACK	1997-01
19.	2879	Godwin OKONJI	2010-15
20.	2790	Hank GATHERS	1987-90
21.	2767	Drew VINEY	2008-12
22.	2679	Brandon WORTHY	2002-07
23.	2647	Ben AMMERMAN	1994-98
24.	2623	Jeff FRYER	1986-90
25.	2607	Tim KENNEDY	1995-99
26.	2597	Joe QUINTANA	2017-22
27.	2566	Vernon TEEL	2008-11
28.	2548	Robin KIRKSEY	1991-95
29.	2525	Rahim HARRIS	1990-94
30.	2511	Damian MARTIN	2003-07

MINUTES AVERAGE

1.	37.7	Greg GOORJIAN	(23 games)	1982-83
2.	35.2	Anthony IRELAND	(132 games)	2010-14
3	35.2	James BATEMON	(64 games)	2017-19
4.	34.3	Jim McCLOSKEY	(56 games)	1979-81
5.	34.1	Forrest McKENZIE	(110 games)	1981-84,85-86
6.	34.0	Dan DAVIS	(54 games)	1979-81
7.	34.0	Haywood EADDY	(45 games)	1997-99
8.	33.7	Keith SMITH	(110 games)	1982-86
9.	33.5	Cam SHELTON	(60 games)	2021-23
10.	33.3	Drew VINEY	(83 games)	2008-12
11.	33.0	Jeffery MOORE	(28 games)	1979-80
12.	32.8	Jim WILLIAMSON	(112 games)	1993-97
13.	32.1	Eli SCOTT	(141 games)	2017-22
14	32.1	Vernon TEEL	(80 games)	2008-11
15.	31.9	Gabe LEVIN	(29 games)	2013-14
16.	31.5	Jarred DuBOIS	(96 games)	2008-12
17.	31.4	Brandon BROWN	(61 games)	2015-17
18.	31.3	Hank GATHERS	(89 games)	1987-90
19	31.0	Kevin YOUNG	(65 games)	2008-10
20.	30.9	Jevon PORTER	(31 games)	2024-25
	30.9	Chris NIKCHEVICH	(28 games)	1986-87
22.	30.0	Johnny BROWN	(54 games)	1981-83
23.	30.0	Mike ANTOINE	(55 games)	1979-81
24.	29.6	Per STUMER	(63 games)	1988-90
25.	29.4	Evan PAYNE	(59 games)	2013-15
26.	29.2	Stanley THORNE	(25 games)	1999-00
27.	28.9	Mike YOEST	(117 games)	1984-88
28.	28.8	Brandon WORTHY	(93 games)	2002-07
	28.8	Caleb STONE-CARRAWELL	(32 games)	2024-25
30.	28.5	Damian MARTIN	(88 games)	2003-07

SEASON RECORDS



Bo Kimble's 1,131 points in the 1990 season helped LMU to the Elite Eight.



Greg Goorjian's 26.5 points per game was the record holder in 1983 and is now 5th.



Adoyah Miller was the latest Lion to crack the three-point top-10.

POINTS

1.	1131	Bo KIMBLE	(32 games)	1989-90
2.	1015	Hank GATHERS	(31 games)	1988-89
3.	884	Terrell LOWERY	(31 games)	1990-91
4.	754	Hank GATHERS	(26 games)	1989-90
5.	721	Hank GATHERS	(32 games)	1987-88
6.	710	Jeff FRYER	(31 games)	1988-89
7.	688	Anthony IRELAND	(34 games)	2012-13
8.	678	Keith SMITH	(27 games)	1984-85
9.	675	Terrell LOWERY	(26 games)	1991-92
10.	664	Cam SHELTON	(31 games)	2022-23
11.	659	Jim HADERLEIN	(26 games)	1969-70
12.	636	Jeff FRYER	(28 games)	1989-90
13.	626	Jim McCLOSKEY	(28 games)	1980-81
14.	621	Jim McCLOSKEY	(28 games)	1979-80
15.	610	Greg GOORJIAN	(23 games)	1982-83
16.	608	Keith SMITH	(29 games)	1985-86
17.	593	Anthony IRELAND	(32 games)	2013-14
18.	583	Forrest McKENZIE	(29 games)	1985-86
19.	582	Steve SMITH	(26 games)	1972-73
20.	579	Ed BENTO	(24 games)	1961-62

SCORING AVERAGE (minimum 20 games)

1.	35.3	Bo KIMBLE	(32 games)	1989-90
2.	32.7	Hank GATHERS	(31 games)	1988-89
3.	29.0	Hank GATHERS	(26 games)	1989-90
4.	28.5	Terrell LOWERY	(31 games)	1990-91
5.	26.5	Greg GOORJIAN	(23 games)	1982-83
6.	26.0	Terrell LOWERY	(26 games)	1991-92
7.	25.3	Jim HADERLEIN	(26 games)	1969-70
8.	25.1	Keith SMITH	(27 games)	1984-85
9.	24.1	Ed BENTO	(24 games)	1961-62
10.	22.9	Jeff FRYER	(31 games)	1988-89
11.	22.7	Jeff FRYER	(28 games)	1989-90
12.	22.5	Hank GATHERS	(32 games)	1987-88
13.	22.4	Steve SMITH	(26 games)	1972-73
14.	22.4	Jim McCLOSKEY	(28 games)	1980-81
15.	22.2	Bo KIMBLE	(26 games)	1987-88
16.	22.2	Jim McCLOSKEY	(28 games)	1979-80
17.	22.1	Jim HADERLEIN	(25 games)	1970-71
18.	21.4	Cam SHELTON	(31 games)	2022-23
19	21.1	Steve SMITH	(25 games)	1971-72
20.	21.0	Rick ADELMAN	(25 games)	1967-68
	21.0	Keith SMITH	(29 games)	1985-86

FIELD GOALS MADE

1.	419	Hank GATHERS	(31 games)	1988-89
2.	404	Bo KIMBLE	(32 games)	1989-90
3.	314	Hank GATHERS	(26 games)	1989-90
4.	304	Hank GATHERS	(32 games)	1987-88
5.	298	Terrell LOWERY	(31 games)	1990-91
6.	283	Keith SMITH	(27 games)	1984-85
7.	265	Jim HADERLEIN	(26 games)	1969-70
8.	260	Jim McCLOSKEY	(28 games)	1980-81
9.	256	Forrest McKENZIE	(29 games)	1985-86
10.	247	Jim McCLOSKEY	(28 games)	1979-80
11.	245	Greg GOORJIAN	(23 games)	1982-83
12.	243	Cam SHELTON	(31 games)	2022-23
13.	238	Steve SMITH	(26 games)	1972-73
	238	Keith SMITH	(29 games)	1985-86
15.	237	Forrest McKENZIE	(27 games)	1983-84
16.	229	Jeff FRYER	(28 games)	1989-90
	229	Forrest McKENZIE	(27 games)	1982-83
18.	228	Anthony IRELAND	(34 games)	2012-13
19.	225	Ed BENTO	(24 games)	1961-62
	225	Jeff FRYER	(31 games)	1988-89

FIELD GOALS ATTEMPTED

1.	763	Bo KIMBLE	(32 games)	1989-90
2.	689	Hank GATHERS	(31 games)	1988-89
3.	650	John ARNDT	(26 games)	1949-50
4.	621	Terrell LOWERY	(31 games)	1990-91
5.	607	Bill DONOVAN		1947-48
6.	599	Keith SMITH	(27 games)	1984-85
7.	580	John ARNDT		1948-49
8.	574	Norman GLICK		1948-49
9.	561	Jim McCLOSKEY	(28 games)	1980-81
	561	Jeff FRYER	(31 games)	1988-89
11.	552	Anthony IRELAND	(34 games)	2012-13
12.	550	Greg GOORJIAN	(23 games)	1982-83
13.	541	Hank GATHERS	(32 games)	1987-88
14.	539	Jim McCLOSKEY	(28 games)	1979-80
15.	536	Steve SMITH	(26 games)	1972-73
16.	528	Hank GATHERS	(26 games)	1989-90
17.	508	Jim HADERLEIN	(26 games)	1969-70
	508	Jeff FRYER	(28 games)	1989-90
19.	504	Forrest McKENZIE	(29 games)	1985-86
20.	495	Cam SHELTON	(31 games)	2022-23

FIELD GOAL PERCENTAGE (minimum 45 made)

1.	.719	Michael GRAHAM	(64-89)	2022-23
2.	.676	Aaron McBRIDE	(50-74)	2024-25
3.	.635	Mattias MARKUSSON	(73-115)	2020-21
4.	.621	Mattias MARKUSSON	(118-190)	2017-18
5.	.615	Ime ODUOK	(139-226)	1995-96
6.	.608	Hank GATHERS	(419-689)	1988-89
7.	.607	Eric CLAUS	(105-173)	1977-78
8.	.606	Victor LAZZARETTI	(97-160)	1986-87
9.	.598	Lars THIEMANN	(73-122)	2023-24
10.	.595	Hank GATHERS	(314-528)	1989-90
11.	.591	Tony WALKER	(114-193)	1991-92
12.	.589	Richard PETRUSKA	(188-319)	1990-91
13.	.586	Mattias MARKUSSON	(140-239)	2016-19
14.	.580	Ime ODUOK	(130-224)	1994-95
15.	.580	Peter CORNELL	(87-150)	1997-98
16.	.574	Eric CLAUS	(112-195)	1975-76
17.	.574	Wyking JONES	(198-345)	1993-94
18.	.573	Godwin OKONJI	(67-117)	2010-11
19.	.571	Godwin OKONJI	(56-98)	2012-13
20.	.567	Dameane DOUGLAS	(55-97)	2021-22

3-POINT FIELD GOALS MADE

1.	126	Jeff FRYER	(31 games)	1988-89
2.	121	Jeff FRYER	(28 games)	1989-90
3.	103	Terrell LOWERY	(31 games)	1990-91
4.	92	Bo KIMBLE	(32 games)	1989-90
5.	86	Jeff FRYER	(32 games)	1987-88
6.	84	Terrell LOWERY	(26 games)	1991-92
7.	83	Joe QUINTANA	(29 games)	2021-22
8.	74	Bo KIMBLE	(26 games)	1987-88
9.	73	Steven HANEY, Jr.	(31 games)	2015-16
	73	Adoyah MILLER	(31 games)	2006-07
11.	68	Will JOHNSTON	(32 games)	2024-25
	68	Willie ALLEN	(27 games)	1998-99
	68	Craig HOLT	(31 games)	1990-91
	68	Chris NIKCHEVICH	(28 games)	1986-87
	68	Jim WILLIAMSON	(28 games)	1996-97
16.	66	Steven HANEY, Jr.	(24 games)	2017-18
17.	65	Will JOHNSTON	(31 games)	2023-24
	65	Dominick HARRIS	(24 games)	2023-24
	65	Anthony IRELAND	(34 games)	2012-13
20.	64	Wes WARDROP	(30 games)	2005-06

3-POINT FIELD GOALS ATTEMPTED

1.	334	Jeff FRYER	(31 games)	1988-89
2.	308	Jeff FRYER	(28 games)	1989-90
3.	257	Terrell LOWERY	(31 games)	1990-91
4.	218	Terrell LOWERY	(26 games)	1991-92
5.	208	Jeff FRYER	(32 games)	1987-88
	208	Steven HANEY	(31 games)	2015-16
7.	200	Bo KIMBLE	(32 games)	1989-90
8.	195	Bo KIMBLE	(26 games)	1987-88
9.	193	Joe QUINTANA	(29 games)	2021-22
10	189	Adoyah MILLER	(31 games)	2006-07
11.	186	Will JOHNSTON	(32 games)	2024-25
12.	177	Wes WARDROP	(30 games)	2005-06
13.	173	Craig HOLT	(31 games)	1990-91
	173	Jim WILLIAMSON	(28 games)	1996-97
	173	Anthony IRELAND	(34 games)	2012-13
16.	172	Will JOHNSTON	(31 games)	2023-24
	172	Steven HANEY	(30 games)	2016-17
18.	162	Willie ALLEN	(27 games)	1998-99
19.	160	Steven HANEY	(24 games)	2017-18
20.	159	Shawn DEADWILER	(31 games)	2007-08

LMU HOOPS' RECORDS

3-POINT FG PERCENTAGE (minimum 20 made)

1.	.526	Ross RICHARDSON	(61-116)	1990-91
2.	.506	Corey GAINES	(42-83)	1987-88
3.	.467	Enoch SIMMONS	(43-92)	1987-88
4.	.460	Bo KIMBLE	(92-200)	1989-90
5.	.459	Chris NIKCHEVICH	(68-148)	1986-87
6.	.457	Drew VINEY	(42-92)	2011-12
7.	.447	Dominick HARRIS	(65-145)	2023-24
8.	.436	Keli LEAUPEPE	(51-117)	2022-23
9.	.430	Joe QUINTANA	(83-193)	2021-22
10.	.429	Joe QUINTANA	(39-91)	2020-21
11.	.426	Drew VINEY	(63-148)	2009-10
12.	.423	TIm KENNEDY	(33-78)	1997-98
13.	.420	Enoch SIMMONS	(29-69)	1986-87
14.	.420	Willie ALLEN	(68-162)	1998-99
15.	.413	Jeff FRYER	(86-208)	1987-88
16.	.413	Steven HANEY, Jr.	(66-160)	2017-18
17.	.409	Brandon BROWN	(54-132)	2016-17
18.	.405	Matt HAYES	(32-79)	2014-15
19.	.404	Craig HOLT	(38-94)	1991-92
20.	.404	Jarred DuBOIS	(59-146)	2009-10

FREE THROWS MADE

1.	231	Bo KIMBLE (32 games)	1989-90
2.	206	Mike YOEST (32 games)	1987-88
3.	186	Garnette BROWN (27 games)	1956-57
4.	185	Terrell LOWERY (31 games)	1990-91
5.	177	Hank GATHERS (31 games)	1988-89
6.	171	Rick ADELMAN (25 games)	1967-68
	171	Rick ADELMAN (25 games)	1966-67
8.	170	Anthony IRELAND (32 games)	2013-14
9.	167	Anthony IRELAND (34 games)	2012-13
10	166	James BATEMON (34 games)	2018-19
11.	165	Mike YOEST (28 games)	1986-87
12.	162	Vernon TEEL (34 games)	2009-10
	162	Brandon WORTHY (30 games)	2005-06
14.	159	Terrell LOWERY (26 games)	1991-92
15.	157	James BATEMON (30 games)	2017-18
16.	149	Brandon WORTHY (31 games)	2002-03
17.	138	Dick SCHIENDLER (26 games)	1964-65
18.	137	Vernon TEEL (30 games)	2010-11
19.	135	Wyking JONES (27 games)	1993-94
	135	Dick SCHIENDLER (26 games)	1962-63

FREE THROWS ATTEMPTED

1.	315	Hank GATHERS (31 games)`	1988-89
2.	268	Bo KIMBLE (32 games)	1989-90
3.	256	Garnette BROWN (27 games)	1956-57
4.	255	Mike YOEST (32 games)	1987-88
5.	239	Vernon TEEL (34 games)	2009-10
6.	231	Terrell LOWERY (31 games)	1990-91
7.	222	Hank GATHERS (26 games)	1989-90
8.	216	Rick ADELMAN (25 games)	1967-68
9.	214	Rick ADELMAN (25 games)	1966-67
10.	210	Mike YOEST (28 games)	1986-87
11.	208	Hank GATHERS (32 games)	1987-88
	208	Anthony IRELAND (32 games)	2013-14
13.	203	Dick SCHIENDLER (26 games)	1964-65
	203	Anthony IRELAND (34 games)	2012-13
15.	202	James BATEMON (34 games)	2018-19
16.	197	Terrell LOWERY (26 games)	1991-92
	197	Brandon WORTHY (30 games)	2005-06
18.	196	James BATEMON (30 games)	2017-18
19.	194	Eli SCOTT (32 games)	2019-20
20.	191	Wyking JONES (27 games)	1993-94

FREE THROW PERCENTAGE (minimum 45 made)

1.	.925	Joe QUINTANA	(74-80)	2021-22
2.	.920	Jeff WHARTON	(46-50)	1975-76
3.	.915	Rick RAGSDALE	(65-71)	1966-67
4.	.902	Jim WILLIAMSON	(110-122)	1996-97
5.	.901	Charles BROWN	(64-71)	2004-05
6.	.898	Haywood EADDY	(79-88)	1998-99
7.	.888	Greg LAKEY	(79-89)	2001-02
8.	.879	Chris NIKCHEVICH	(80-91)	1986-87
9.	.877	Will JOHNSTON	(64-73)	2024-25
10.	.877	Eurskine ROBINSON	(71-81)	2001-02
11.	.867	Jarred DuBOIS	(56-64)	2011-12
12.	.873	Rick RAGSDALE	(62-71)	1965-66
13.	.870	LaRon ARMSTEAD	(69-80)	2011-12
14.	.865	Scott KAY	(45-52)	1971-72
15.	.864	Jim WILLIAMSON	(95-110)	1995-96
16.	.863	Keli LEAUPEPE	(63-73)	2019-20
17.	.862	Bo KIMBLE	(231-268)	1989-90
18.	.853	Don SHAW	(87-102)	1971-72
19.	.849	Rick ADELMAN	(129-152)	1965-66
20.	.846	Rick RAGSDALE	(77-91)	1967-68

REBOUNDS

1.	442	Jim HADERLEIN	(26 games)	1969-70
2.	426	Hank GATHERS	(193o-233d)	1988-89
3.	375	Jim HADERLEIN	(25 games)	1970-71
4.	362	Tom RYAN	(27 games)	1959-60
5.	357	Steve SMITH	(26 games)	1972-73
	357	Steve SMITH	(25 games)	1971-72
7.	345	John KURTZ	(25 games)	1951-52
8.	344	Jim HADERLEIN	(25 games)	1968-69
9.	343	Bob COX	(30 games)	1953-54
10.	302	Bill WAGNER	(23 games)	1958-59
11.	299	Matthew KNIGHT	(112o-187d)	2005-06
12.	288	Garnette BROWN	(27 games)	1956-57
13.	281	Hank GATHERS	(94o-187d)	1989-90
14.	278	Hank GATHERS	(141o-137d)	1987-88
15.	266	Cal GARVIN	(28 games)	1952-53
	266	Bob COX	(25 games)	1954-55
17.	263	Brad DEAN	(26 games)	1972-73
18.	261	Ed BENTO	(24 games)	1961-62
19.	258	Mark ARMSTRONG	(101o-157d)	1987-88
	258	Ed BENTO	(26 games)	1960-61

REBOUNDING AVERAGE (minimum 20 games)

1.	17.0	Jim HADERLEIN	(26 games)	1969-70
2.	15.0	Jim HADERLEIN	(25 games)	1970-71
3.	14.3	Steve SMITH	(25 games)	1971-72
4.	13.8	John KURTZ	(25 games)	1951-52
5.	13.8	Jim HADERLEIN	(25 games)	1968-69
6.	13.7	Hank GATHERS	(31 games)	1988-89
7.	13.7	Steve SMITH	(26 games)	1972-73
8.	13.4	Tom RYAN	(27 games)	1959-60
9.	13.1	Bill WAGNER	(23 games)	1958-59
10.	11.4	Bob COX	(30 games)	1953-54
11.	10.9	Ed BENTO	(24 games)	1961-62
12.	10.8	Hank GATHERS	(26 games)	1989-90
13.	10.7	Garnette BROWN	(27 games)	1956-57
14.	10.6	Bob COX	(25 games)	1954-55
15.	10.1	Brad DEAN	(26 games)	1972-73
16.	10.0	Matthew KNIGHT	(30 games)	2005-06
17.	9.9	Ed BENTO	(26 games)	1960-61
18.	9.5	Cal GARVIN	(28 games)	1952-53
19.	9.4	Ed BENTO	(27 games)	1959-60
20.	9.3	Brad DEAN	(26 games)	1974-75

ASSISTS

1.	283	Terrell LOWERY	1990-91
2.	271	Corey GAINES	1987-88
3.	229	Dan DAVIS	1980-81
4.	227	Tony WALKER	1989-90
5.	218	Tony WALKER	1991-92
6.	202	Keith SMITH	1985-86
	202	Terrell LOWERY	1989-90
	202	Chris NIKCHEVICH	1986-87
9.	190	Vernon TEEL	2009-10
10.	177	Brandon BROWN	2015-16
11.	173	Anthony IRELAND	2013-14
12.	169	Enoch SIMMONS	1988-89
13.	168	Anthony IRELAND	2011-12
14.	164	Keith SMITH	1983-84
15.	163	Dan DAVIS	1979-80
16.	152	Keith SMITH	1984-85
17.	149	Greg GOORJIAN	1982-83
18.	148	Floyd HOOPER	1977-78
19.	142	Jim WILLIAMSON	1994-95
20.	140	Jim WILLIAMSON	1996-97

Greg Lakey had one of the best free throw seasons for a big man in LMU history.

ASSISTS AVERAGE (minimum 20 games)

1.	9.1	Terrell LOWERY	(31 games)	1990-91
2.	8.7	Corey GAINES	(31 games)	1987-88
3.	8.2	Dan DAVIS	(28 games)	1980-81
4.	7.8	Tony WALKER	(28 games)	1991-92
5.	7.2	Chris NIKCHEVICH	(28 games)	1986-87
6.	7.1	Tony WALKER	(32 games)	1989-90
7.	7.0	Keith SMITH	(29 games)	1985-86
8.	6.5	Greg GOORJIAN	(23 games)	1982-83
9.	6.3	Terrell LOWERY	(32 games)	1989-90
10.	6.3	Dan DAVIS	(26 games)	1979-80
11.	6.1	Keith SMITH	(27 games)	1983-84
12.	5.7	Brandon BROWN	(31 games)	2015-16
13.	5.7	Floyd HOOPER	(26 games)	1977-78
14.	5.6	Enoch SIMMONS	(30 games)	1988-89
15.	5.6	Keith SMITH	(27 games)	1984-85
16.	5.6	Vernon TEEL	(34 games)	2009-10
17.	5.6	Haywood EADDY	(21 games)	1998-99
18.	5.4	Anthony IRELAND	(32 games)	2013-14
19.	5.1	Kevin SPARKS	(25 games)	1981-82
20.	5.1	Jim WILLIAMSON	(28 games)	1994-95

BLOCKED SHOTS

1.	60	Sherman GAY	2002-03
2.	57	Sherman GAY	2003-04
3.	55	Richard PETRUSKA	1990-91
	55	Silvester KAINGA	1998-99
5.	47	Marin MORNAR	2014-15
6.	39	Ime ODUOK	1993-94
7.	38	Chris AYER	2005-06
	38	Marin MORNAR	2015-16
	38	Chris KNIGHT	1990-91
	38	Godwin OKONJI	2010-11
	38	Drew VINEY	2009-10
12.	36	Marin MORNAR	2013-14
	36	Pablo MACHADO	1999-00
14.	35	Jevon PORTER	2024-25
15.	34	Kevin YOUNG	2008-09
	34	Gabe LEVIN	2013-14
	34	Mattias MARKUSSON	2017-18
18.	32	Art CLAYBION	1980-81
19.	30	Chris AYER	2002-03
	30	Peter CORNELL	1997-98
	30	Godwin OKONJI	2011-12

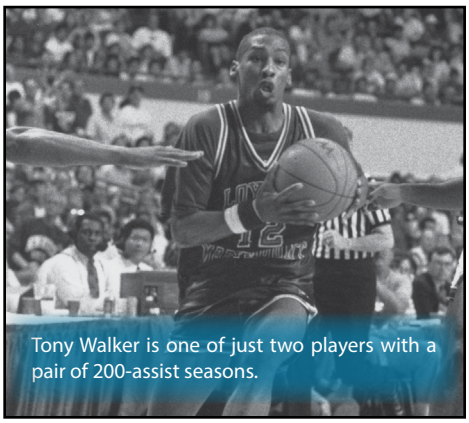

Tony Walker is one of just two players with a pair of 200-assist seasons.

LMU HOOPS' RECORDS

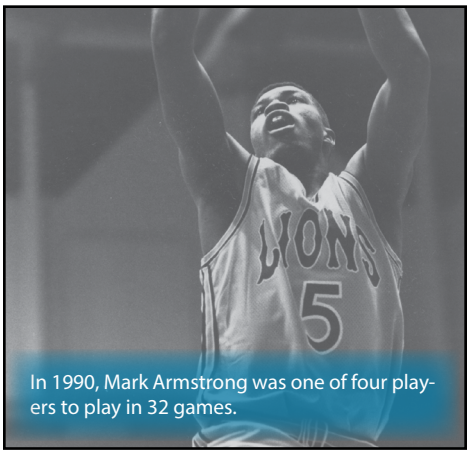
In 1990, Mark Armstrong was one of four players to play in 32 games.

BLOCKED SHOTS AVERAGE (minimum 20 games)

1.	2.0	Silvester KAINGA	(27 games)	1998-99
2.	2.0	Sherman GAY	(29 games)	2003-04
3.	2.0	Richard PETRUSKA	(28 games)	1990-91
4.	1.9	Sherman GAY	(31 games)	2002-03
5.	1.7	Ime ODUOK	(23 games)	1993-94
6.	1.5	Marin MORNAR	(31 games)	2014-15
7.	1.3	Pablo MACHADO	(27 games)	1999-00
8.	1.3	Chris KNIGHT	(29 games)	1990-91
9.	1.3	Chris AYER	(30 games)	2005-06
	1.3	Marin MORNAR	(30 games)	2015-16
11.	1.2	Godwin OKONJI	(31 games)	2010-11
12.	1.2	Drew VINEY	(32 games)	2009-10
13.	1.2	Gabe LEVIN	(29 games)	2013-14
14.	1.2	Peter CORNELL	(26 games)	1997-98
15.	1.1	Art CLAYBION	(28 games)	1980-81
16.	1.1	Marin MORNAR	(32 games)	2013-14
17.	1.1	Jevon PORTER	(31 games)	2024-25
	1.1	Kevin YOUNG	(31 games)	2008-09
	1.1	Mattias MARKUSSON	(31 games)	2017-18
19.	1.1	Tim KENNEDY	(27 games)	1998-99
20.	1.1	Chris AYER	(28 games)	2002-03
21.	1.1	Rick ISSANZA	(26 games)	2024-25

STEALS

1.	92	Bo KIMBLE	1989-90
2.	79	Terrell LOWERY	1990-91
3.	71	Mike YOEST	1987-88
4.	65	Damian MARTIN	2006-07
	65	Tony WALKER	1989-90
	65	Jeffery McCLENDON	2017-18
7.	63	Terrell LOWERY	1989-90
8.	61	Charles BROWN	2002-03
	61	Tom PEABODY	1989-90
	61	Corey GAINES	1987-88
	61	Vernon TEEL	2009-10
12.	59	Rahim HARRIS	1992-93
13.	58	Anthony IRELAND	2012-13
	58	Charles BROWN	2003-04
	58	Dan DAVIS	1980-81
	58	Anthony IRELAND	2011-12
17.	57	Cam SHELTON	2022-23
18.	56	Terrell LOWERY	1991-92
19.	54	James BATEMON	2018-19
	54	Jon ZIRI	2007-08
	54	Rahim HARRIS	1991-92

STEALS AVERAGE (minimum 20 games)

1.	2.9	Bo KIMBLE	(32 games)	1989-90
2.	2.5	Terrell LOWERY	(31 games)	1990-91
3.	2.2	Mike YOEST	(32 games)	1987-88
4.	2.2	Rahim HARRIS	(27 games)	1992-93
5.	2.2	Terrell LOWERY	(26 games)	1991-92
6.	2.1	Haywood EADDY	(24 games)	1997-98
7.	2.1	Damian MARTIN	(31 games)	2006-07
	2.1	Jeffery McCLENDON	(31 games)	2017-18
9.	2.1	Tom PEABODY	(24 games)	1990-91
10.	2.1	Dan DAVIS	(28 games)	1980-81

Marin Mornar led the Lions in blocks during the 2013-14 and 2014-15 seasons.

11.	2.0	Tony WALKER	(32 games)	1989-90
12.	2.0	Charles BROWN	(29 games)	2003-04
13.	2.0	Terrell LOWERY	(32 games)	1989-90
14.	2.0	Charles BROWN	(31 games)	2002-03
	2.0	Corey GAINES	(31 games)	1987-88
16.	1.9	Rahim HARRIS	(28 games)	1991-92
17.	1.9	Dan DAVIS	(26 games)	1979-80
18.	1.9	Tom PEABODY	(32 games)	1989-90
19.	1.9	Terryl WOOLERY	(20 games)	1995-96
20.	1.9	Bo KIMBLE	(26 games)	1987-88

GAMES PLAYED

1.	34	James BATEMON	2018-19
	34	Mattias MARKUSSON	2018-19
	34	Zafir WILLIAMS	2018-19
	34	Anthony IRELAND	2012-13
	34	Ashley HAMILTON	2012-13
	34	Alex OSBORNE	2012-13
	34	Anthony IRELAND	2011-12
	34	Vernon TEEL	2009-10
	34	Kevin YOUNG	2009-10
10.	33	Dameane DOUGLAS	2018-19
	33	Godwin OKONJI	2011-12
	33	C.J. BLACKWELL	2011-12
13.	32	35 Tied	

GAMES STARTED

1.	34	James BATEMON	2018-19
	34	Anthony IRELAND	2012-13
3.	33	Mattias MARKUSSON	2018-19
	33	Anthony IRELAND	2011-12
	33	Vernon TEEL	2009-10
6.	32	Will JOHNSTON	2024-25
	32	Alex MERKVILADZE	2024-25
	32	Eli SCOTT	2019-20
	32	Mike YOEST	1987-88
	32	Mark ARMSTRONG	1987-88
	32	Drew VINEY	2009-10
	32	Per STUMER	1989-90
	32	Ashley HAMILTON	2012-13
	32	Bo KIMBLE	1989-90
	32	Anthony IRELAND	2013-14
16.	31	Cam SHELTON	2022-23
	31	Keli LEAUPEPE	2022-23
	31	Kevin YOUNG	2009-10
	31	Tony WALKER	1989-90
	31	Jeff FRYER	1988-89
	31	Corey GAINES	1987-88
	31	Per STUMER	1988-89
	31	Godwin OKONJI	2011-12
	31	Tim DIEDERICHS	2007-08
	31	Hank GATHERS	1987-88
	31	Damian MARTIN	2006-07
	31	Charles BROWN	2002-03
	31	Hank GATHERS	1988-89
	31	Brandon BROWN	2015-16
	31	Jarred DuBOIS	2008-09
	31	Craig HOLT	1990-91
	31	Kevin YOUNG	2008-09

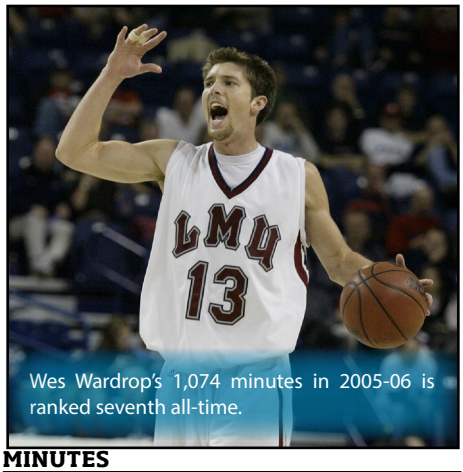
Wes Wardrop's 1,074 minutes in 2005-06 is ranked seventh all-time.

MINUTES

1.	1274	Anthony IRELAND	2012-13
2.	1241	Anthony IRELAND	2011-12
3.	1221	James BATEMON	2018-19
4.	1195	Vernon TEEL	2009-10
5.	1147	Anthony IRELAND	2013-14
6.	1106	Eli SCOTT	2019-20
7.	1103	Cam SHELTON	2022-23
	1103	Drew VINEY	2009-10
9.	1098	Ashley HAMILTON	2012-13
10.	1074	Wes WARDROP	2005-06
11.	1071	Jarred DuBOIS	2008-09
12.	1058	Hank GATHERS	1988-89
13.	1055	Terrell LOWERY	1990-91
14.	1052	Bo KIMBLE	1989-90
15.	1050	James BATEMON	2017-18
16.	1034	Jim WILLIAMSON	1995-96
	1034	Jim WILLIAMSON	1994-95
18.	1028	Keith SMITH	1984-85
	1028	Eli SCOTT	2021-22
20.	1027	Jeff FRYER	1988-89

MINUTES AVERAGE

1.	38.1	Keith SMITH	(27 games)	1984-85
2.	37.9	Keith SMITH	(27 games)	1983-84
3.	37.7	Greg GOORJIAN	(23 games)	1982-83
4.	37.5	Anthony IRELAND	(34 games)	2012-13
5.	36.9	Jim WILLIAMSON	(28 games)	1994-95
6.	36.8	Forrest McKENZIE	(27 games)	1983-84
7.	36.5	Anthony IRELAND	(34 games)	2011-12
8.	36.2	Dan DAVIS	(28 games)	1980-81
9.	36.0	Jim WILLIAMSON	(28 games)	1996-97
10.	35.8	Anthony IRELAND	(32 games)	2013-14
11.	35.8	Wes WARDROP	(30 games)	2005-06
12.	35.7	Jim WILLIAMSON	(29 games)	1995-96
13.	35.6	Eli SCOTT	(22 games)	2020-21
14.	35.6	Cam SHELTON	(31 games)	2022-23
15.	35.6	Jim McCLOSKEY	(28 games)	1980-81
16.	35.5	Brandon WORTHY	(13 games)	2006-07
17.	35.4	Eli SCOTT	(29 games)	2021-22
18.	35.3	James BATEMON	(34 games)	2018-19
19.	35.1	Vernon TEEL	(34 games)	2009-10
20.	35.1	Forrest McKENZIE	(27 games)	1982-83

SCORING LEADERS

Year	Player	PPG
1951-52	John Kurtz	12.8
1952-53	Cal Garvin	10.5
1953-54	Bob Cox	17.7
1954-55	Bob Cox	16.0
1955-56	David Benaderet	16.3
1956-57	Garnette Brown	20.3
1957-58	Tom Donahue	15.7
1958-59	Bill Wagner	12.9
1959-60	Jerry Grote	14.2
1960-61	Ed Bento	18.3
1961-62	Ed Bento	24.1
1962-63	Dick Schiendler	13.8

YEARLY LEADERS

Anthony Ireland led the Lions in scoring in 2011-12 at 16.1 ppg, good for second in the WCC.

Drew Viney's 17.2 ppg in 2010-11 was the highest by a Lion since Wyking Jones in 1993-94.

Ashley Hamilton led the Lions in rebounding in 2011-12 at 5.6 rpg.

1963-64	Dick Schiendler	14.0
1964-65	Dick Schiendler	16.9
1965-66	Bob Burns	16.7
1966-67	Rick Adelman	18.9
1967-68	Rick Adelman	21.0
1968-69	Jim Haderlein	19.8
1969-70	Jim Haderlein	*25.4
1970-71	Jim Haderlein	22.1
1971-72	Steve Smith	21.1
1972-73	Steve Smith	22.4
1973-74	Luther Philyaw	12.6
1974-75	Luther Philyaw	17.3
1975-76	Luther Philyaw	16.5
1976-77	Eric Claus	13.8
1977-78	Greg Hunter	18.2
1978-79	Greg Hunter	16.7
1979-80	Jim McCloskey	*22.2
1980-81	Jim McCloskey	22.4
1981-82	Forrest McKenzie	13.9
1982-83	Greg Goorjian	*26.5
1983-84	Forrest McKenzie	*20.9
1984-85	Keith Smith	*25.1
1985-86	Keith Smith	*21.0
1986-87	Mike Yoest	*19.3
1987-88	Hank Gathers	22.5
1988-89	Hank Gathers	#32.7
1989-90	Bo Kimble	**#35.3
1990-91	Terrell Lowery	*28.5
1991-92	Terrell Lowery	*26.0
1992-93	Zan Mason	14.3
1993-94	Wyking Jones	19.7
1994-95	Wyking Jones	13.1
1995-96	Ime Oduok	13.5
1996-97	Jim Williamson	16.4
1997-98	Haywood Eaddy	15.2
1998-99	Haywood Eaddy	14.8
1999-00	Rupert McClendon	12.7
2000-01	Robert Davis	11.9
2001-02	Greg Lakey	11.1
2002-03	Charles Brown	11.1
2003-04	Sherman Gay	16.1
2004-05	Matthew Knight	15.4
2005-06	Matthew Knight	16.2
2006-07	Matthew Knight	16.7
2007-08	Orlando Johnson	12.4
2008-09	Vernon Teel	14.5
2009-10	Drew Viney	16.7
2010-11	Drew Viney	17.2
2011-12	Anthony Ireland	16.1
2012-13	Anthony Ireland	20.2
2013-14	Anthony Ireland	18.5
2014-15	Evan Payne	18.0
2015-16	Adom Jacko	16.6
2016-17	Brandon Brown	13.9
2017-18	James Batemon	17.8
2018-19	James Batemon	16.4
2019-20	Eli Scott	15.3
2020-21	Eli Scott	18.0
2021-22	Eli Scott	17.4
2022-23	Cam Shelton	*21.4
2023-24	Dominick Harris	14.3
2024-25	Caleb Stone-Carrawell	13.4

REBOUNDING LEADERS

Year	Player	PPG
1951-52	John Kurtz	13.8
1952-53	Cal Garvin	9.5
1953-54	Bob Cox	11.4
1954-55	Bob Cox	10.4
1955-56	Tom Salvino	9.0
1956-57	Garnette Brown	10.7
1957-58	Bill Germscheid	8.7
1958-59	Bill Wagner	13.1
1959-60	Tom Ryan	13.4
1960-61	Ed Bento	9.9
1961-62	Ed Bento	10.9
1962-63	Dick Schiendler	7.2
1963-64	Dick Schiendler	6.1
1964-65	Dick Schiendler	8.7
1965-66	Clete Adelman	8.5
1966-67	Dick Sebek	9.0
1967-68	Dick Zembal	8.6
1968-69	Jim Haderlein	13.8
1969-70	Jim Haderlein	17.0
1970-71	Jim Haderlein	15.0
1971-72	Steve Smith	14.3
1972-73	Steve Smith	13.7
1973-74	Brad Dean	8.0
1974-75	Brad Dean	9.4
1975-76	Eric Claus	5.6
1976-77	Greg Hunter	6.4
1977-78	Greg Hunter	8.5
1978-79	Greg Hunter	8.1
1979-80	Michael Antoine	8.7
1980-81	Michael Antoine	7.9
1981-82	Leonard Agee	5.9
1982-83	Johnny Brown	8.7
1983-84	Forrest McKenzie	6.4
1984-85	Steve Haderlein	7.9
1985-86	Forrest McKenzie	7.8
1986-87	Mark Armstrong	9.0
1987-88	Hank Gathers	8.7
1988-89	Hank Gathers	#13.7
1989-90	Hank Gathers	10.8
1990-91	Richard Petruska	7.6
1991-92	Brian McCloskey	6.0
1992-93	Zan Mason	6.9
1993-94	Wyking Jones	8.0
1994-95	Ime Oduok	9.0
1995-96	Ime Oduok	8.8
1996-97	Kenny Hotopp	7.3
1997-98	Kenny Hotopp	6.8
1998-99	Elton Mashack	6.9
1999-00	Pablo Machado	7.2
2000-01	Elton Mashack	6.1
2001-02	Greg Lakey	5.6
2002-03	Sherman Gay	4.5
2003-04	Sherman Gay	5.9
2004-05	Matthew Knight	5.9
2005-06	Matthew Knight	*10.0
2006-07	Matthew Knight	7.7
2007-08	Orlando Johnson	4.9
2008-09	Kevin Young	7.2
2009-10	Drew Viney	7.0
2010-11	Drew Viney	6.6
2011-12	Ashley Hamilton	5.6
2012-13	Ashley Hamilton	7.1
2013-14	Gabe Levin	7.2
2014-15	Godwin Okonji	5.3
2015-16	Adom Jacko	6.4
2016-17	Stefan Jovanovic	4.6
2017-18	Eli Scott	7.3
2018-19	Mattias Markusson	6.3
2019-20	Eli Scott	6.7
2020-21	Eli Scott	8.2
2021-22	Eli Scott	6.4
2022-23	Keli Leaupepe	6.8
2023-24	Alex Merkviladze	7.2
2024-25	Jevon Porter	7.2

LMU HOOPS' RECORDS

Anthony Ireland led the Lions in points, assists and steals for three straight years.

As a junior, Jeffery McClendon led the WCC with 65 steals in 2017-18, LMU's most in over a decade and fourth most all-time.

Marin Mornar has led the Lions in blocks for three seasons, including the most since 2004 his junior season.

ASSISTS LEADERS

Year	Player	Assists
1973-74	Luther Philyaw	81
1974-75	Louis Gray	100
1975-76	Jeff Wharton	85
1976-77	Floyd Hooper	116
1977-78	Floyd Hooper	148
1978-79	Clyde Johnson	83
1979-80	Dan Davis	163
1980-81	Dan Davis	229
1981-82	Kevin Sparks	127
1982-83	Greg Goorjian	149
1983-84	Keith Smith	164
1984-85	Keith Smith	152
1985-86	Keith Smith	202
1986-87	Chris Nikchevich	202
1987-88	Corey Gaines	271
1988-89	Enoch Simmons	169
1989-90	Tony Walker	227
1990-91	Terrell Lowery	283
1991-92	Tony Walker	218
1992-93	Bill Mazurie	94
1993-94	Jim Williamson	97
1994-95	Jim Williamson	142
1995-96	Jim Williamson	127
1996-97	Jim Williamson	140
1997-98	Haywood Eaddy	117
1998-99	Haywood Eaddy	117
1999-00	Curtis Slaughter	82
2000-01	Eurskine Robinson	85
2001-02	Eurskine Robinson	108
2002-03	Charles Brown	137
2003-04	Charles Brown	111
2004-05	Charles Brown	93
2005-06	Brandon Worthy	130
2006-07	Damian Martin	104
2007-08	Corey Counts	88
2008-09	Jarred DuBois	84
2009-10	Vernon Teel	*190
2010-11	Vernon Teel	115
2011-12	Anthony Ireland	168
2012-13	Anthony Ireland	121
2013-14	Anthony Ireland	173
2014-15	Chase Flint	113
2015-16	Brandon Brown	177
2016-17	Brandon Brown	122
2017-18	James Batemon	139
2018-19	James Batemon	122
2019-20	Eli Scott	138
2020-21	Eli Scott	80
2021-22	Eli Scott	86
2022-23	Cam Shelton	133
2023-24	Justice Hill	97
2024-25	Will Johnston	101

STEALS LEADERS

Year	Player	Steals
1985-86	Keith Smith	39
1986-87	Mike Yoest	46
1987-88	Mike Yoest	71
1988-89	Jeff Fryer	53
1989-90	Bo Kimble	92
1990-91	Terrell Lowery	79
1991-92	Terrell Lowery	56
1992-93	Rahim Harris	59
1993-94	Robin Kirksey	38
1994-95	Jim Williamson	45
1995-96	Terryl Woolery	38
1996-97	Jim Williamson	43
1997-98	Haywood Eaddy	51
1998-99	Tim Kennedy	45
1999-00	Curtis Slaughter	30
2000-01	Marcus Smith	31
2001-02	Eurskine Robinson	34
2002-03	Charles Brown	*61
2003-04	Charles Brown	*58
2004-05	Damian Martin	49
2005-06	Brandon Worthy	53
2006-07	Damian Martin	65
2007-08	Jon Ziri	54
2008-09	Kevin Young	51
2009-10	Vernon Teel	*61
2010-11	Vernon Teel	50
2011-12	Anthony Ireland	58
2012-13	Anthony Ireland	58
2013-14	Anthony Ireland	53
2014-15	Godwin Okonji	40
	Chase Flint	40
2015-16	Brandon Brown	44
2016-17	Brandon Brown	41
2017-18	Jeffery McClendon	*65
2018-19	James Batemon	*54
2019-20	Eli Scott	33
2020-21	Joe Quintana	23
2021-22	Joe Quintana	33
2022-23	Cam Shelton	57
2023-24	Will Johnston	20
2024-25	Myron Amey, Jr.	40

BLOCKS LEADERS

Year	Player	Blocks
1984-85	Larry Irwin	16
1985-86	Mike Yoest	20
1986-87	John Veargason	19
1987-88	Hank Gathers	21
1988-89	Hank Gathers	21
1989-90	Hank Gathers	24
1990-91	Richard Petruska	55
1991-92	Chris Knight	27
1992-93	Robin Kirksey	24
1993-94	Ime Oduok	39
1994-95	Ime Oduok	27
1995-96	Ime Oduok	26
1996-97	Peter Cornell	23
1997-98	Peter Cornell	30
1998-99	Silvester Kainga	55
1999-00	Pablo Machado	36
2000-01	Greg Lakey	18
2001-02	Sherman Gay	23
2002-03	Sherman Gay	*60
2003-04	Sherman Gay	*57
2004-05	Matthew Knight	17
2005-06	Chris Ayer	38
2006-07	Derrick Grubb	14
2007-08	Marko Deric	12
	Orlando Johnson	12
2008-09	Kevin Young	34
2009-10	Drew Viney	38
2010-11	Godwin Okonji	38
2011-12	Godwin Okonji	30
2012-13	Godwin Okonji	20
2013-14	Marin Mornar	36
2014-15	Marin Mornar	47
2015-16	Marin Mornar	38
2016-17	Stefan Jovanovic	27
2017-18	Mattias Markusson	34
2018-19	Mattias Markusson	29
2019-20	Jordan Bell	27
2020-21	Mattias Markusson	17
2021-22	Keli Leaupepe	12
	Eli Scott	12
2022-23	Rick Issanza	27
2023-24	Michael Graham	26
2024-25	Jevon Porter	35

* - Led conference ** WCC Record
# - Led nation
(2020-21 season was only 22 games)

MISC/GERSTEN RECORDS

MISCELLANEOUS RECORDS

NCAA TOURNAMENT GAMES - CAREER

1.	Bo Kimble, Jeff Fryer	7
3.	Terrell Lowery	5
	Tom Peabody	5
	Per Stumer	5

LARGEST MARGIN OF VICTORY

Rk	Score	Vict	Opponent	Date
1.	108-49	(59)	Pacifica	11/9/2012
2.	144-92	(52)	Portland	2/17/1989
3.	123-72	(51)	Brooklyn	12/23/1987
4.	99-49	(50)	Life Pacific	11/7/2022
5.	116-67	(49)	St. Ambrose	1/17/1986
	97-48	(49)	La Verne	1/13/1953
7.	99-51	(48)	Vanguard	11/11/2017
	79-31	(48)	San Diego	12/10/1958
9.	68-21	(47)	Cal Tech	12/1/1950
10.	186-140	(46)	U.S. International	1/5/1991

WIN STREAKS

Games	Began	End
25	Dec. 18, 1987	March 17, 1988
10	Jan. 26, 1991	Feb. 23, 1991
10	Jan. 7, 1986	Feb. 8, 1986
10	Jan. 25, 1949	Feb. 18, 1949
9	Jan. 4, 1990	Feb. 1, 1990
9	Jan. 19, 1968	Feb. 24, 1968
9	Jan. 10, 1961	Feb. 17, 1961
8	Dec. 30, 1961	Feb. 2, 1962

LMU Home Win Streak:
16 games, 2/25/87 - 11/28/88
LMU Home Losing Streak:
9 games, 1/31/93 - 1/3/94

LARGEST MARGIN OF DEFEAT

Rk	Score	Dft	Opponent	Date
1.	112-172	(60)	#5 Oklahoma	12/15/1990
2.	98-149	(51)	#2 UCLA	12/2/1990
3.	60-108	(48)	Arizona State	1958
4.	65-112	(47)	#25 Washington	11/25/2005
	56-103	(47)	Gonzaga	2/5/2000
6.	66-112	(46)	Utah State	12/9/2066

GERSTEN PAVILION RECORDS

INDIVIDUAL RECORDS
Most Points:
72, Kevin Bradshaw, USIU vs. LMU, 1/5/91
Most FG:
23, Kevin Bradshaw, USIU vs. LMU, 1/5/91
Most FG Attempts:
59, Kevin Bradshaw, USIU vs. LMU, 1/5/91
Field Goal Percent:
92.9% (13-14), Mike Whitmarsh, USD vs. LMU, 2/26/83
Most 3-pt Field Goals:
9, Jeff Fryer, LMU vs. Pepperdine, 2/14/90; LMU vs. San Diego, 2/23/90; Dan Dickau, GON-1/19/02
3-pt Field Goal Attempts:
23, Kevin Bradshaw, USIU vs. LMU, 1/5/91
3-pt Field Goal Percent:
87.5% (7-8), Tony Bennett, WGB vs. LMU, 1/4/89
Most Free Throws:
19, Bo Kimble, LMU vs Oklahoma, 12/23/89
19, Kevin Bradshaw, USIU vs. LMU, 1/5/91
Free Throw Attempts:
23, Kevin Bradshaw, USIU vs. LMU, 1/5/91
23, Ime Oduok vs. Notre Dame, 12/5/94
Free Throw Percent:
100% (17-17), Bo Kimble, LMU vs. USF, 2/4/90

The Lions set the attendance record in 2008-09 with 4,534 against eighth-ranked Notre Dame on Nov. 21, 2009.

Rebounds:
29, Hank Gathers, LMU vs. USIU, 1/31/89
Assists:
18, Terrell Lowery, LMU vs. St. Joseph's, 12/29/90
Steals:
9, Damian Martin, LMU vs. Boise St., 12/19/06
Blocked Shots:
9, Jarvis Varnardo, Miss. St. vs. LMU, 12/19/07

TEAM RECORDS
Most Points:
186, LMU vs. U.S. International, 1/5/9
Most Field Goals:
67, LMU vs. U.S. International, 1/31/89
Most FG Attempts:
124, LMU vs. U.S. International, 1/31/89
Field Goal Percent:
67.8 (40-59), Gonzaga vs. LMU, 1/29/88
Most 3-pt Field Goals:
18, La Salle vs. LMU, 12/31/90
3-pt Field Goal Attempts:
37, U.S. International vs. LMU, 1/5/91
3-pt Field Goal Percent:
73.9% (17-23), LMU vs. La Salle, 12/31/90
Most Free Throws:
44, LMU vs. San Francisco, 2/4/90
Free Throw Attempts:
56, LMU vs. San Francisco, 2/4/90
Free Throw Percent:
100% (10-10), LMU vs. Santa Clara, 1/15/82
Rebounds:
70, Oklahoma vs. LMU, 12/23/89
Assists:
40, LMU vs. U.S. International, 1/5/91
Steals:
22, LMU vs. Azusa Pacific, 11/28/88
22, LMU vs. Santa Clara, 2/24/90
Blocked Shots:
12, Miss. St. vs. LMU, (12/19/07)

LARGEST GERSTEN PAVILION CROWDS

Crowd	Opponent	Date	Result
4,534	#8 Notre Dame	11/21/08	L, 54-65
4,525	Pepperdine	2/20/88	W, 142-127
4,482	#5 Gonzaga	2/18/06	L, 70-79
4,465	Pepperdine	2/15/86	L, 64-79
4,366	St. Mary's	2/3/89	L, 104-116
4,350	Pepperdine	1/29/89	W, 99-86
4,337	#14 Gonzaga	2/12/05	L, 58-61
4,302	Pepperdine	1/29/05	W, 63-46
4,210	Oklahoma	12/23/89	L, 121-136
4,156	Santa Clara	2/24/90	W, 117-81
4,156	San Diego	2/23/90	W, 131-119
4,156	Pepperdine	2/14/90	W, 131-116
4,156	St. Mary's	2/1/90	W, 150-119
4,156	Portland	1/20/90	W, 134-106
4,156	UCSB	12/9/89	W, 104-101
4,156	Santa Clara	2/12/88	W, 108-89

YEAR-BY-YEAR HOME RECORD/ATTENDANCE

Season	Record	Att.	Avg.
1981-82	1-6	15,042	2,149
1982-83	7-7	23,546	1,682
1983-84	7-8	17,400	1,160
1984-85	6-7	18,071	1,390
1985-86	11-4	29,268	1,951
1986-87	10-5	24,808	1,654
1987-88	14-0	37,174	2,655
1988-89	10-3	44,357	3,412
1989-90	11-1	48,442	4,037
1990-91	7-4	21,620	1,965
1991-92	10-5	34,252	2,283
1992-93	5-9	34,934	2,329
1993-94	4-10	20,920	1,609
1994-95	9-6	29,340	1,956
1995-96	11-3	27,735	1,981
1996-97	6-10	20,777	1,298
1997-98	5-8	14,311	1,101
1998-99	9-5	16,020	1,144
1999-00	2-11	12,836	987
2000-01	5-7	18,095	1,508
2001-02	5-9	28,193	2,014
2002-03	7-6	21,789	1,676
2003-04	8-6	26,065	1,862
2004-05	6-6	25,819	2,152
2005-06	7-5	26,206	2,184
2006-07	8-5	31,114	2,393
2007-08	2-11	26,000	2,000
2008-09	3-10	27,452	2,112
2009-10	9-6	33,886	2,259
2010-11	7-7	32,144	2,296
2011-12	12-8	49,597	2,480
2012-13	5-9	31,269	2,234
2013-14	6-6	26,938	2,245
2014-15	5-9	25,256	1,804
2015-16	8-6	31,105	2,222
2016-17	10-7	37,442	2,202
2017-18	7-7	17,343	1,239
2018-19	12-4	30,543	1,909
2019-20	7-9	19,568	1,223
2020-21*	8-3	0	0
2021-22*	6-7	11,855	912
2022-23	13-3	19,220	1,201
2023-24	8-8	20,868	1,304
2024-25	11-6	20,679	1,212

*Limited or no capacity due to COVID-19

FRESHMAN RECORDS

POINTS, REBOUNDS, AND ASSISTS

2023-2024	Pt-Hi	TP	Avg.	R-hi	Reb	Avg.	A-hi	Ast	Avg.
McBride, Aaron	9	31	1.7	6	35	1.9	2	11	0.6
Tupy, George	0	0	0.0	0	0	0.0	0	0	0.0

2022-2023	Pt-Hi	TP	Avg.	R-hi	Reb	Avg.	A-hi	Ast	Avg.
Stephens, Chance	23	167	6.0	4	29	1.0	2	13	0.5
Williams, AJ	0	0	0.0	0	0	0.0	1	1	0.3

2021-2022	Pt-Hi	TP	Avg.	R-hi	Reb	Avg.	A-hi	Ast	Avg.
Elliott IV, David	6	8	2.0	1	2	0.4	0	0	0.0
Lewis, Lamaj	7	31	1.1	8	47	1.7	2	17	0.6

2020-2021	Pt-Hi	TP	Avg.	R-hi	Reb	Avg.	A-hi	Ast	Avg.
Anderson, Jalin	16	150	7.1	5	47	2.2	9	71	3.4
Frasso, Luke	0	0	0.0	0	0	0.0	0	0	0.0
Simpson, L	0	0	0.0	0	0	0.0	0	0	0.0
Yu, Anthony	0	0	0.0	0	0	0.0	0	0	0.0

2019-2020	Pt-Hi	TP	Avg.	R-hi	Reb	Avg.	A-hi	Ast	Avg.
Dos Anjos, Jonathan	12	103	3.2	8	63	2.0	1	7	0.2
Leaupepe, Keli	25	291	9.1	10	125	3.9	3	24	0.8
Nekic, Lazar	6	24	1.3	5	22	1.2	1	2	0.1
Seebold, Reilly	9	26	1.7	1	2	0.1	1	2	0.1
Sisoho-Jawara, Seikou	13	127	4.4	5	27	0.9	4	39	1.3
Williams, Deovaunta	11	86	3.4	3	32	1.3	5	29	1.2
Zivanovic, Lazar	8	44	1.9	2	12	0.5	2	10	0.4

2018-19	Pt-Hi	TP	Avg.	R-hi	Reb	Avg.	A-hi	Ast	Avg.
Alipiev, Ivan	15	30	1.9	2	15	0.9	3	8	0.5
Douglas, Dameane	17	275	8.3	10	161	4.9	6	42	1.3

2017-18	Pt-Hi	TP	Avg.	R-hi	Reb	Avg.	A-hi	Ast	Avg.
Gipson, Donald	8	47	2.8	3	20	1.2	2	12	0.7
Quintana, Joe	10	41	2.0	2	12	0.6	4	15	0.7
Scott, Eli	21	392	12.6	13	225	7.3	6	72	2.3
Simmons, Mikail	8	40	2.1	3	28	1.5	2	6	0.3
Williams, Zafir	17	203	6.5	8	109	3.5	2	21	0.7

2016-17	Pt-Hi	TP	Avg.	R-hi	Reb	Avg.	A-hi	Ast	Avg.
Johansson, Erik	15	91	3.5	2	14	0.5	3	14	0.5
Markusson, Mattias	8	57	2.2	8	38	1.5	2	4	0.15

2015-16	Pt-Hi	TP	Avg.	R-hi	Reb	Avg.	A-hi	Ast	Avg.
McClendon, Jeffery	9	56	2.2	7	58	2.2	3	19	0.7
Tutu, Munis	13	122	3.9	6	58	1.9	8	94	3.0

2014-15	Pt-Hi	TP	Avg.	R-hi	Reb	Avg.	A-hi	Ast	Avg.
Herman, Petr	11	39	1.4	7	37	1.3	2	6	0.2
Krajcovic, Simon	12	46	2.7	4	28	1.6	9	36	2.1
Spiers, Joshua	8	25	1.7	1	9	0.6	1	4	0.3
Wyatt, Devin	4	10	0.6	1	7	0.4	0	0	0.0

2013-14	Pt-Hi	TP	Avg.	R-hi	Reb	Avg.	A-hi	Ast	Avg.
Levin, Gabe	20	322	11.1	14	208	7.2	4	26	0.90
Payne, Evan	27	497	15.5	7	87	2.7	6	46	1.44
Jackson, Nino	5	11	2.8	4	8	2.0	2	4	1.0

2012-13	Pt-Hi	TP	Avg.	R-hi	Reb	Avg.	A-hi	Ast	Avg.
Stover, Nick	12	110	3.7	7	40	1.3	4	16	0.5
Mornar, Marin	13	37	1.7	11	50	2.3	1	2	0.09
Adams, Taj	1	1	1.0	1	1	1.0	0	0	0.0
Drexler, Adam	4	9	0.7	5	19	1.5	1	1	0.08

2011-12	Pt-Hi	TP	Avg.	R-hi	Reb	Avg.	A-hi	Ast	Avg.
Blackwell, CJ	21	204	6.2	11	100	3.0	2	15	0.5
English, Bruce	7	28	1.5	3	17	0.9	6	12	0.6

2010-11	Pt-Hi	TP	Avg.	R-hi	Reb	Avg.	A-hi	Ast	Avg.
Egbeyemi, Ayodeji	15	154	5.5	10	88	3.1	5	31	1.14
Ireland, Anthony	24	340	10.6	10	118	3.7	6	95	2.97
Okonji, Godwin	11	151	4.9	11	168	5.4	4	29	0.94

2009-10	Pt-Hi	TP	Avg.	R-hi	Reb	Avg.	A-hi	Ast	Avg.
Garibay, Edgar	12	52	7.4	9	43	6.1	2	4	0.5
Kalipinde, Given	15	98	4.1	5	43	1.8	4	22	0.9
Osborne, Alex	16	67	2.6	7	62	2.4	3	7	0.3
Lawson, Quincy	0	0	0.0	1	2	1.0	0	0	0.0

2008-09	Pt-Hi	TP	Avg.	R-hi	Reb	Avg.	A-hi	Ast	Avg.
Armstead, LaRon	20	251	8.1	10	158	5.1	3	37	1.2
DuBois, Jarred	39	417	13.5	7	93	3.0	7	84	2.7
Hamilton, Ashley	10	43	7.2	7	28	4.7	4	8	1.2
Reilly, Griffin	2	2	0.2	3	7	0.6	0	0	0.0
Young, Kevin	21	283	9.1	19	224	7.2	3	17	0.5

2007-08	Pt-Hi	TP	Avg.	R-hi	Reb	Avg.	A-hi	Ast	Avg.
Diederichs, Tim	18	255	8.2	8	106	3.4	4	37	1.2
Johnson, Orlando	26	383	12.4	11	152	4.9	6	65	2.1
Sutton, Terron	8	58	2.2	6	65	2.5	1	3	0.1
Walker, Brandon	11	90	2.9	6	44	1.6	4	20	0.7

2006-07	Pt-Hi	TP	Avg.	R-hi	Reb	Avg.	A-hi	Ast	Avg.
Maynard, Mason	10	53	2.2	5	38	1.6	2	8	0.3
Craig, Max	8	48	1.8	5	30	1.2	1	1	.04
Deadwiler, Shawn	8	30	1.6	4	21	1.1	4	26	1.4
Sweezy, Brad	0	0	0.0	1	1	1.0	0	0	0.0

2005-06	Pt-Hi	TP	Avg.	R-hi	Reb	Avg.	A-hi	Ast	Avg.
Counts, Corey	2	2	0.7	0	0	0.0	1	1	0.3
Deric, Marko	6	17	0.8	3	12	0.6	0	0	0.0
Kanne, Chris	3	3	0.4	0	0	0.0	0	0	0.0

2004-05	Pt-Hi	TP	Avg.	R-hi	Reb	Avg.	A-hi	Ast	Avg.
Boccardo, Vitor	4	7	0.6	3	9	0.8	1	1	0.1
Ziri, Jon	11	59	2.4	4	29	1.2	3	15	0.6

2003-04	Pt-Hi	TP	Avg.	R-hi	Reb	Avg.	A-hi	Ast	Avg.
Martin, Damian	13	139	4.8	7	98	3.4	7	87	3.0
Knight, Matthew	14	88	4.9	8	63	3.5	2	8	0.4
Montgomery, John	8	15	0.7	4	10	0.5	3	15	0.7
Kasko, Antti	6	23	1.0	6	24	1.1	1	2	0.1

2002-03	Pt-Hi	TP	Avg.	R-hi	Reb	Avg.	A-hi	Ast	Avg.
Ayer, Chris	13	100	3.6	7	79	2.8	2	6	0.2
Brown, Dustin	7	32	1.5	6	40	1.8	1	2	0.1
Haywood, John	7	81	2.6	7	64	2.1	4	17	0.5
Wardrop, Wes	13	147	4.7	5	58	1.9	9	78	2.5
Worthy, Brandon	24	342	11.0	7	99	3.2	7	71	2.3

2001-02	Pt-Hi	TP	Avg.	R-hi	Reb	Avg.	A-hi	Ast	Avg.
Brown, Charles	11	105	3.6	4	41	1.4	6	62	2.1
Osborn, Andy	19	293	10.1	12	152	5.2	4	27	0.9

2000-01	Pt-Hi	TP	Avg.	R-hi	Reb	Avg.	A-hi	Ast	Avg.
Gay, Sherman	11	35	1.6	7	38	1.7	1	1	.04

1999-00	Pt-Hi	TP	Avg.	R-hi	Reb	Avg.	A-hi	Ast	Avg.
Thorne, Stanley	22	222	8.9	6	51	2.0	7	64	2.56

Sola, JJ	22	187	6.9	10	107	4.0	3	16	0.59
Richard, Kevin	10	39	1.8	6	37	1.9	2	6	.27

1998-99	Pt-Hi	TP	Avg.	R-hi	Reb	Avg.	A-hi	Ast	Avg.
Davis, Robert	17	184	7.1	8	61	2.3	3	13	0.5
Moore, Matt	3	8	1.0	2	5	0.6	0	0	0.0
Slaughter, Curtis	10	45	3.8	6	34	2.8	6	31	2.6

1997-98	Pt-Hi	TP	Avg.	R-hi	Reb	Avg.	A-hi	Ast	Avg.
Mashack, Elton	16	176	6.5	9	84	3.1	5	27	1.0

1996-97	Pt-Hi	TP	Avg.	R-hi	Reb	Avg.	A-hi	Ast	Avg.
Daniels, Kevin	11	69	3.0	5	54	2.3	6	57	2.5

1995-96	Pt-Hi	TP	Avg.	R-hi	Reb	Avg.	A-hi	Ast	Avg.
Allen, Willie	2	6	0.9	0	0	0.0	0	0	0.0
Hammond, Julian	9	58	2.3	5	27	1.1	3	7	0.4
Kennedy, Tim	13	109	4.0	7	55	2.0	2	21	0.8
Perry, Jason	7	26	1.2	5	31	1.5	1	3	0.1

1994-95	Pt-Hi	TP	Avg.	R-hi	Reb	Avg.	A-hi	Ast	Avg.
Ammerman, Ben	9	83	3.0	8	85	3.0	4	19	0.7
Hotopp, Kenny	15	62	2.5	14	64	2.6	1	6	0.4

1993-94	Pt-Hi	TP	Avg.	R-hi	Reb	Avg.	A-hi	Ast	Avg.
Anthony, John	12	90	4.5	8	71	3.6	3	13	0.7
Harris, Jimmy	14	76	2.8	4	35	1.3	5	74	2.7
O'Quinn, Mike	12	70	7.8	10	37	4.1	3	12	1.3
Williamson, Jim	15	132	4.9	5	42	1.6	9	97	3.6

1992-93	Pt-Hi	TP	Avg.	R-hi	Reb	Avg.	A-hi	Ast	Avg.
Airey, Tom	0	0	0.0	0	0	0.0	0	0	0.0

1991-92	Pt-Hi	TP	Avg.	R-hi	Reb	Avg.	A-hi	Ast	Avg.
Jones, Wyking	10	67	2.8	9	49	2.0	1	3	0.1
Kirksey, Robin	16	112	4.0	7	50	1.8	2	21	0.8
McElroy, Cobi	3	5	1.7	1	1	0.3	3	4	1.3

1990-91	Pt-Hi	TP	Avg.	R-hi	Reb	Avg.	A-hi	Ast	Avg.
Evans, Greg	7	14	1.8	2	6	0.8	x	9	1.1
Harris, Rahim	24	168	6.0	5	58	2.1	3	25	0.9
Richardson, Ross	24	216	8.6	6	25	1.0	3	16	0.6
Washington, Kareem	18	53	13.3	4	13	3.3	x	2	0.3

1989-90	Pt-Hi	TP	Avg.	R-hi	Reb	Avg.	A-hi	Ast	Avg.
Scott, Christian	6	29	1.5	6	43	2.3	x	8	0.4
Walker, Greg	5	22	1.3	2	6	0.4	2	8	0.5

1988-89	Pt-Hi	TP	Avg.	R-hi	Reb	Avg.	A-hi	Ast	Avg.
Knight, Chris	5	43	2.0	6	35	1.6	1	6	0.2
Lowery, Terrell	18	178	5.9	6	49	1.6	13	93	3.1
O'Connell, John	5	19	0.9	4	25	1.1	1	1	0.1

1987-88	Pt-Hi	TP	Avg.	R-hi	Reb	Avg.	A-hi	Ast	Avg.
Mister, Terry	x	27	1.2	x	18	0.8	x	30	1.4
Slater, Marcus	7	29	1.5	3	13	0.7	0	0	0.0

1986-87	Pt-Hi	TP	Avg.	R-hi	Reb	Avg.	A-hi	Ast	Avg.
Fryer, Jeff	18	174	8.3	6	40	1.9	x	38	1.8
Meyer, Pat	2	6	2.5	x	5	0.1	x	10	0.8
Roscoe, Jeff	2	7	0.6	x	19	1.6	0	0	0.0

1985-86	Pt-Hi	TP	Avg.	R-hi	Reb	Avg.	A-hi	Ast	Avg.
Simmons, Enoch	20	269	9.0	x	84	28	12	82	2.7

1984-85	Pt-Hi	TP	Avg.	R-hi	Reb	Avg.	A-hi	Ast	Avg.
Armstrong, Mark	10	133	4.9	9	121	4.5	x	28	1.0
Haney, Chris	25	340	13.1	x	30	1.2	7	64	2.5
Knapp, Hunter	8	34	2.0	x	17	1.0	x	4	0.2
Yoest, Mike	17	160	5.9	11	108	4.0	x	46	1.7

1983-84	Pt-Hi	TP	Avg.	R-hi	Reb	Avg.	A-hi	Ast	Avg.
Carter, Darryl	8	69	3.3	7	76	3.6	x	3	0.1
Levy, Darrin	4	19	0.8	x	12	0.5	x	2	0.1
Vogel, Dennis	4	6	0.9	x	2	0.3	1	1	0.1

1982-83	Pt-Hi	TP	Avg.	R-hi	Reb	Avg.	A-hi	Ast	Avg.
Bradford, Fred	8	26	1.5	10	47	2.8	x	3	0.2
Smith, Keith	19	213	7.9	x	52	1.9	x	76	2.8
Zacher, Richard	2	2	2.0	1	1	1.0	0	0	0.0

1981-82	Pt-Hi	TP	Avg.	R-hi	Reb	Avg.	A-hi	Ast	Avg.
Brown, Johnny	21	168	6.2	11	148	5.5	3	23	0.9
Haderlein, Steve	6	10	0.7	3	13	0.9	1	1	0.1
McKenzie, Forrest	29	374	13.9	12	135	5.0	5	30	1.1

1980-81	Pt-Hi	TP	Avg.	R-hi	Reb	Avg.	A-hi	Ast	Avg.
Dorsey, Charles	22	257	9.5	x	35	1.3	x	24	0.9
Lahm, Mike	2	9	0.6	x	11	0.8	0	0	0.0

1979-80	Pt-Hi	TP	Avg.	R-hi	Reb	Avg.	A-hi	Ast	Avg.
Pritchett, Scott	2	6	0.7	x	8	0.9	0	0	0.0

1978-79	Pt-Hi	TP	Avg.	R-hi	Reb	Avg.	A-hi	Ast	Avg.
Boken, Paul	8	33	1.7	x	24	1.3	x	4	0.2
Robinson, Leon	9	60	2.9	x	29	1.4	x	32	1.5
Todd, Brad	2	6	0.6	x	5	0.5	0	0	0.0

1977-78	Pt-Hi	TP	Avg.	R-hi	Reb	Avg.	A-hi	Ast	Avg.
Uter, Jeff	2	2	1.0	0	0	0.0	0	0	0.0

1976-77	Pt-Hi	TP	Avg.	R-hi	Reb	Avg.	A-hi	Ast	Avg.
Johnson, Clyde	6	21	2.3	x	7	0.8	x	9	1.0
Williamson, Larry	10	51	3.4	x	18	1.0	x	27	1.8

1975-76	Pt-Hi	TP	Avg.	R-hi	Reb	Avg.	A-hi	Ast	Avg.
Branich, Tom	x	67	3.5	x	44	2.3	x	13	0.7
Hunter, Greg	x	113	4.7	x	81	3.4	x	23	1.0
Johnson, Bill	0	0	0.0	1	1	0.3	0	0	0.0
Knox, David	3	3	3.0	1	1	1.0	0	0	0.0
Neu, Bill	x	129	5.2	x	94	3.8	x	48	1.9
Rohde, Dave	x	167	6.4	x	87	3.4	x	12	0.5

1974-75	Pt-Hi	TP	Avg.	R-hi	Reb	Avg.	A-hi	Ast	Avg.
Claus, Eric	x	22	4.4	x	13	2.6	x	1	0.2
Morelli, Vince	0	0	0.0	1	1	1.0	0	0	0.0
Stewart, Stan	2	2	1.0	0	0	0.0	1	1	0.5

1973-74	Pt-Hi	TP	Avg.	R-hi	Reb	Avg.	A-hi	Ast	Avg.
Wharton, Jeff	4	4	4.0	0	0	0.0	NA	NA	NA

1972-73	Pt-Hi	TP	Avg.	R-hi	Reb	Avg.	A-hi	Ast	Avg.
Bartell, Don	0	0	0.0	0	0	0.0	NA	NA	NA
McMillian, Lloyd	21	87	7.9	8	52	4.7	NA	NA	NA
Philyaw, Luther	27	379	14.6	10	118	4.5	NA	NA	NA
Redmond, Michael	6	13	1.2	x	10	0.9	NA	NA	NA

• No freshmen on rosters from 1952-53 thru 1971-72. • Bill Germschied and Don Haselton were freshmen on 1951-52 squad. • No freshmen listed from 1947-48 through 1950-51. • The entire 1946-47 team was comprised of freshmen except for Dick Schneiders. x - Information unavailable.

FRESHMAN RECORDS

» Eli Scott broke the freshman rebounding record with 225 and placed third on the freshman scoring charts with 392 points in his WCC All-Freshman team 2017-18 season.

» In 2015-16, Munis Tutu set the all-time school record for assist-to-turnover ratio and ranked third all-time with 94 assists.

» Brandon Worthy had the best first game by a freshman with 24 points in his Lion debut.

SCORING

20-POINT PERFORMANCES

Rk	Player	Pts.	Opponent, Date
1.	Jarred DuBois	39	CS Bakersfield, 1/4/09
2.	Forrest McKenzie	29	San Francisco, 1/16/82
3.	Jarred DuBois	28	Santa Clara, 2/14/09
4.	Evan Payne	27	Santa Clara, 2/27/14
	Evan Payne	27	BYU, 12/28/14
	Dave Rohde	27	at Oral Roberts, 1/5/76
	Luther Philyaw	27	Santa Clara, 3/3/73
8.	Orlando Johnson	26	Wagner, 12/22/07
9.	Keli Leaupepe	25	at Portland, 2/22/20
	Evan Payne	25	at Pacific, 1/23/14
	Jarred DuBois	25	at San Diego, 1/17/09
	Chris Haney	25	at Montana, 1/5/85
	Chris Haney	25	San Diego, 3/7/85
	Orlando Johnson	25	at UC Riverside, 12/15/07
15.	Evan Payne	24	La Sierra, 12/21/13
	Luther Philyaw	24	at Saint Mary's, 2/23/73
	Forrest McKenzie	24	Santa Clara, 1/15/82
	Forrest McKenzie	24	at Portland, 2/6/82
	Rahim Harris	24	U.S.I.U., 1/5/91
	Ross Richardson	24	U.S.I.U., 1/5/91
	Brandon Worthy	24	Loyola-Ill, 11/22/02
	Anthony Ireland	24	Santa Clara, 3/5/11
23.	Chance Stephens	21	vs. Wake Forest, 11/20/22

*incomplete Philyaw, McKenzie and Brown, 1975-76 & 1946-47

TOP-10 SEASON SCORING

Rk	Player	Season	Total
1.	Evan Payne	2013-14	497
2.	Jarred DuBois	2008-09	417
3	Eli Scott	2017-18	392
4.	Orlando Johnson	2007-08	383
5.	Luther Philyaw	1972-73	379
6.	Forrest McKenzie	1981-82	374
7.	Bill Donovan	1946-47	369
8.	Brandon Worthy	2002-03	342
9.	Anthony Ireland	2010-11	340
	Chris Haney	1984-85	340
11.	Gabe Levin	2013-14	322
12.	Andy Osborn	2001-02	293
13.	Keli Leaupepe	2019-20	291
14.	Kevin Young	2008-09	283
15.	Dameane Douglas	2018-19	275

*incomplete 1946-47 only

TOP 10 SCORING AVERAGE minimum 12 games*

Rk	Name	Year	G	Tot	Avg.
1.	Evan Payne	2013-14	33	497	15.5
2.	Luther Philyaw	1972-73	26	379	14.6
3.	Forrest McKenzie	1981-82	27	374	13.9
4.	Jarred DuBois	2008-09	31	417	13.5
5.	Chris Haney	1984-85	26	340	13.1
6.	Eli Scott	2017-18	31	392	12.6
7.	Orlando Johnson	2007-08	31	383	12.4
8.	Gabe Levin	2013-14	29	322	11.1
9.	Brandon Worthy	2002-03	31	342	11.0
10.	Anthony Ireland	2010-11	32	340	10.6
11.	Andy Osborn	2001-02	29	293	10.1
12.	Charles Dorsey	1980-81	27	257	9.5
13.	Kevin Young	2008-09	31	283	9.1
14.	Keli Leaupepe	2019-20	32	291	9.1
15.	Enoch Simmons	1985-86	30	269	9.0

*incomplete 1946-47 only (if Donovan played all 27 games, average 13.7)

REBOUNDING

SINGLE-GAME HIGHS

Rk	Player	Rb.	Opponent, Date
1.	Kevin Young	19	at New Mex. St., 12/28/08
2.	Gabe Levin	14	at Pittsburgh, 12/6/13
	Gave Levin	14	at UC Riverside, 12/2/13
	Gave Levin	14	vs. No. Iowa, 11/22/13
	Kenny Hotopp	14	at San Diego, 2/16/95
6.	Kevin Young	13	Wyoming, 12/6/08
	Kevin Young	13	Pepperdine, 2/7/09
	Eli Scott	13	vs. Portland State, 12/6/17
8.	Kevin Young	12	San Francisco, 2/26/09
	Kevin Young	12	No. 19 Gonzaga, 1/24/09
	Forrest McKenzie	12	at CS Fullerton, 1/9/82
	Andy Osborn	12	vs Ms. Valley St.,11/14/02
	Eli Scott	12	at Incarnate Word, 11/22/17
12.	17 Times	11	(last Eli Scott, 2/24/18)

TOP 10 SEASON REBOUNDING

Rk	Player	Season	Total
1.	Eli Scott	2017-18	225
2.	Kevin Young	2008-09	224
3.	Gave Levin	2013-14	208
4.	Godwin Okonji	2010-11	168
5.	Dameane Douglas	2018-19	161
6.	LaRon Armstead	2008-09	158
7.	Andy Osborn	2001-02	152
	Orlando Johnson	2007-08	152
9.	Johnny Brown	1981-82	148
10.	Forrest McKenzie	1981-82	135

TOP 10 REBOUNDING AVERAGE minimum 12 games*

Rk	Name	Year	G	Total	Avg.
1.	Eli Scott	2017-18	31	225	7.3
2.	Kevin Young	2008-09	31	224	7.22
3.	Gave Levin	2013-14	29	208	7.17
4.	Johnny Brown	1981-82	27	148	5.5
5.	Godwin Okonji	2010-11	31	168	5.4
6.	Andy Osborn	2001-02	29	152	5.2
7.	LaRon Armstead	2008-09	31	158	5.1
8.	Forrest McKenzie	1981-82	27	135	5.0
9.	Orlando Johnson	2007-08	31	152	4.9
	Dameane Douglas	2018-19	33	161	4.9

*incomplete 1946-47 only

ASSISTS/STEALS

ASSISTS - SINGLE-GAME

Rk	Player	A	Opponent, Date
1.	Terrell Lowery	13	U.S.I.U., 1/31/89
2.	Enoch Simmons	12	U.S.I.U., 1/11/86
3.	Enoch Simmons	10	St. Mary's, 2/8/86
4.	Jim Williamson	9	St. Mary's, 1/14/94
	Wes Wardrop	9	S. Carolina St., 12/30/02
	Simon Krajcovic	9	UC Irvine (11/29/14)
7.	Munis Tutu	8	Portland (2/6/16)
	Terrell Lowery	8	Pepperdine, 1/29/89
	Jim Williamson	8	Portland, 2/5/94
	Jim Williamson	8	San Diego, 2/18/94

*assist not kept prior to 1974-75 season; stats questionable prior to 1986-87.

TOP 10 SEASON ASSISTS

Rk	Player	Season	A
1.	Jim Williamson	1993-94	97
2.	Anthony Ireland	2010-11	95
3.	Munis Tutu	2015-16	94
4.	Terrell Lowery	1988-89	93
5.	Damian Martin	2003-04	87
6.	Jarred DuBois	2008-09	84
7.	Enoch Simmons	1985-86	82
8.	Wes Wardrop	2002-03	78
9.	Keith Smith	1982-83	76
10.	Jimmy Harris	1993-94	74

*assist not kept prior to 1974-75 season

TOP 10 ASSIST AVERAGE

Rk	Name	Year	G	Total	Avg.
1.	Jim Williamson	1993-94	27	97	3.6
2.	Jalin Anderson	2020-21	21	71	3.4
2.	Terrell Lowery	1988-89	30	93	3.1
3.	Munis Tutu	2015-16	31	94	3.0
	Damian Martin	2003-04	29	87	3.0
5.	Anthony Ireland	2010-11	32	95	2.97
6.	Keith Smith	1982-83	27	76	2.8
7.	Jarred DuBois	2008-09	31	84	2.7
8.	Jimmy Harris	1993-94	27	74	2.7
9.	Enoch Simmons	1985-86	30	82	2.7

*assist not kept prior to 1974-75 season

TOP 10 SEASON STEALS

Rk	Name	Year	Total
1.	Kevin Young	2008-09	51
2.	Damian Martin	2003-04	44
3.	Brandon Worthy	2002-03	43
4.	Evan Payne	2013-14	42
5.	Jarred DuBois	2008-09	35
6.	Wes Wardrop	2002-03	33
	Terrell Lowery	1988-89	33
8.	Anthony Ireland	2010-11	31
9.	Munis Tutu	2015-16	26
10.	LaRon Armstead	2008-09	25

BEST FIRST GAME

MOST POINTS:

24, Brandon Worthy vs. Loyola Chicago, 11/22/02

REBOUNDS:

9, Wyking Jones vs. Morgan State, 11/22/91

ASSISTS:

4, Stanley Thorne vs. Cal Baptist, 11/20/99
4, John Haywood vs. Loyola Chicago, 11/22/02
4, Joe Quintana at UT Arlington, 11/11/17

TRIPLE-DOUBLE & DOUBLE-DOUBLES

DOUBLE-DOUBLES IN A SEASON

(refer to points and rebounds except for *, which denotes points and assists.
^ denotes triple-double. If records are incomplete, the missing games are listed)

Single-Season Record: 26, Hank Gathers (1989)

2024-25
(10) Jevon Porter 7, Alex Merkviladze 3

2023-24
(7) Alex Merkviladze 6, Lars Thiemann 1

2022-23
(9) Keli Leaupepe 4, Michael Graham 3, Cam Shelton 2

2021-22
(8) Eli Scott 6, Dameane Douglas, Keli Leaupepe

2020-21
(13) Eli Scott 7, Mattias Markusson 3, Keli Leaupepe 2, Ivan Alipiev

2019-20
(10) ^Eli Scott 7, Ivan Alipiev, Jordan Bell, Keli Leaupepe

2018-19
(8) Mattias Markusson 3, *James Batemon 2, Dameane Douglas 2, Eli Scott

2017-18
(13) Mattias Markusson 6, Eli Scott 6, James Batemon *

2016-17
(2) Brandon Brown, Buay Tuach

2015-16
(8) Adom Jacko 5, Brandon Brown 2, Petr Herman

2014-15
(5) Marin Mornar 3, Godwin Okonji, David Humphries

2013-14
(9) Gabe Levin 6, Anthony Ireland 2, Alex Osborne

2012-13
(10) Ashley Hamilton 4, Ayodeji Egbeyemi 2, Anthony Ireland, Alex Osborne, Godwin Okonji, Marin Mornar

2011-12
(4) Anthony Ireland 2, Drew Viney, CJ Blackwell

2010-11
(15) Drew Viney 6, Vernon Teel 5, Ashley Hamilton 2, Anthony Ireland, Ayodeji Egbeyemi

2009-10
(12) Vernon Teel 5, Drew Viney 4, Ashley Hamilton, Larry Davis, Kevin Young

2008-09
(6) Kevin Young 4, LaRon Armstead, Vernon Teel

2007-08
(3) Orlando Johnson 3

2006-07
(8) Matthew Knight 6, Damian Martin, Derrick Grubb

2005-06
(21) Matthew Knight 17, Chris Ayer 4

2004-05
(2) Matthew Knight 2

2003-04
(3) Sherman Gay 2, Chris Ayer

2002-03
(2) Andy Osborn, Keith Kincade

2001-02
(4) Andy Osborn 3, Robert Davis

2000-01
(5) Elton Mashack 3, Pablo Machado, Greg Lakey

1999-00
(10) Pablo Machado 5, Elton Mashack 4, J.J. Sola

1998-99
(11) Elton Mashack 7, Haywood Eaddy 3, Silvester Kainga

1997-98
(6) Kenny Hotopp 3, Peter Cornell 2, *Haywood Eaddy

1996-97
(7) Kenny Hotopp 6, *Jim Williamson

1995-96
(9) Ime Oduok 8, Kenny Hotopp

1994-95
(12) Ime Oduok 8, Wyking Jones 2, Kenny Hotopp, *Cobi McElroy

1993-94
(13) Wyking Jones 8, Ime Oduok 4, Mike O'Quinn

1992-93
(11) Zan Mason 7, Brian McCloskey 3, Rahim Harris

1991-92
(15) *Tony Walker 6, Brian McCloskey 3, Chris Knight 3, Christian Scott 2, *Terrell Lowery

1990-91
(20) (*9) Terrell Lowery 10, Richard Petruska 5, John O'Connell 2, Christian Scott 2, *Greg Walker

1989-90
(32) Hank Gathers 16, Bo Kimble 11, Per Stumer 2, *Terrell Lowery 2, *Tony Walker

1988-89
(36) Hank Gathers 26, Per Stumer 4, *Enoch Simmons 3, Bo Kimble, *Terrell Lowery, John Veargason

1987-88 (vs. USF)
(36) Hank Gathers 13, Mike Yoest 11, *Corey Gaines 9, Mark Armstrong 3

1986-87
(25) Mark Armstrong 9, *Chris Nikchevich 6, Mike Yoest 5, Vic Lazzaretti 4, John Veargason

1985-86
(vs. CSUF, vs. Ho. Baptist, at UoP, at POR, at GON, SCU)
(18) Forrest McKenzie 6, Mark Armstrong 4, *Keith Smith 3, Mike Yoest 2, *Enoch Simmons, Darryl Carter, Vic Lazzaretti

1984-85
(9) Steve Haderlein 5, *Keith Smith 3, Mike Yoest

1983-84 (vs. Pacific, vs. Wis.-GB)
(6) *Keith Smith 3, Steve Haderlein 2, Forrest McKenzie

1982-83 (at Colorado)
(16) Johnny Brown 9, *Greg Goorjian 4, Forrest McKenzie 3

1981-82
(9) Leonard Agee 3, *Kevin Sparks 2, *Casper Ware 2, *Darryl Gabriel, Forrest McKenzie

1978-81 - No records available.

1977-78 (CSULA)
(10) Greg Hunter 8, David Knox 2

1976-77 - No records available.

1975-76
(3) Jeff Wharton 2, Dave Rohde

1974-75
(vs. SW Mo. St., vs. Miss. Western, at Utah)
(16) Brad Dean 13, Lloyd McMillian 3

1973-74
(18) Brad Dean 9, Paul Sunderland 5, Lloyd McMillian 4

1972-73
(40) Steve Smith 23, Brad Dean 11, Luther Philyaw 2, * Scott Kay 2, Bill Thomason 2

1971-72
(31) Steve Smith 22, Robb Morgan 5, Duane Williamson 2, Don Shaw 2

1970-71
(29) Jim Haderlein 22, Richard Dixon 4, Bob Siemak 2, *Bill Delaney

1969-70
(28) Jim Haderlein 23, Robb Morgan 2, Richard Dixon 2, Greg Young

1968-69
(29) Jim Haderlein 21, Richard Dixon 6, Jack Curran 2

TRIPLE-DOUBLE & DOUBLE-DOUBLES

CONSECUTIVE GAMES

(3 or more, missing 1976-77 through 1981-82 and noted games)

Name	No.	First game/Last game
Jim Haderlein	20	2/21/69 thru 1/29/70
Steve Smith	20	1/4/72 thru 12/4/72
Jim Haderlein	14	2/28/70 thru 1/14/71
Steve Smith	10	12/16/72 thru 1/18/73
Hank Gathers	10	2/18/89 thru 12/1/89
Hank Gathers	10	3/17/88 thru 12/30/88
Jim Haderlein	8	1/11/69 thru 2/8/69
Jim Haderlein	7	1/26/71 thru 2/18/71
Brad Dean	7	2/8/75 thru 3/1/75
Hank Gathers	7	1/4/89 thru 1/21/89
Matthew Knight	6	1/9/06 thru 1/28/06
Jim Haderlein	6	11/30/68 thru 12/21/68
Jim Haderlein	5	2/5/70 thru 2/19/70
Steve Smith	5	12/1/71 thru 12/15/71
Steve Smith	5	1/27/73 thru 2/10/73
Steve Smith	5	2/17/73 thru 3/3/73
Alex Merkviladze	4	2/17/24 thru 2/29/24
Matthew Knight	4	11/28/05 thru 12/06/05
Brad Dean	4	2/2/73 thru 2/10/73
Brad Dean	4	2/16/74 thru 3/1/74
Wyking Jones	4	1/10/94 thru 1/20/94

FRESHMAN DOUBLE-DOUBLES

Min. 4 (missing 1976-77 through 1981-82 and noted games)

Name	No.	Season
1. Johnny Brown	9	1982-83
2. Eli Scott	6	2017-18
Gabe Levin	6	2013-14
3. Kevin Young	4	2008-09

CAREER (MIN. 3)

1. Jim Haderlein	66
2. Hank Gathers	55
3. Steve Smith	45
4. Brad Dean	33
5. Eli Scott	27
6. Matthew Knight	25
7. Ime Oduok	20
8. Mike Yoest	19
9. Mark Armstrong	16
10. Terrell Lowery	14
Elton Mashack	14
12. Richard Dixon	12
Bo Kimble	12
Mattias Markusson	12
15. Vernon Teel	11
Kenny Hotopp	11
Forrest McKenzie	11
Drew Viney	11
19. Wyking Jones	10
20. Johnny Brown	9
Corey Gaines	9
Keith Smith	9
Alex Merkviladze	9
24. Greg Hunter	8
Keli Leaupepe	8
26. Steve Haderlein	7
Zan Mason	7
Lloyd McMillian	7
Robb Morgan	7
Tony Walker	7
Ashley Hamilton	7
Jevon Porter	7
33. Anthony Ireland	6
Gabe Levin	6
Brian McCloskey	6
Chris Nikchevich	6
Per Stumer	6
Pablo Machado	6
39. Adom Jacko	5
Kevin Young	5
Chris Ayer	5
Richard Petruska	5
Paul Sunderland	5
44. Marin Mornar	4
Haywood Eaddy	4
Greg Goorjian	4
Vic Lazzaretti	4
Christian Scott	4
Enoch Simmons	4
Andy Osborn	4
51. Leonard Agee	3
Chris Knight	3
Orlando Johnson	3
Brandon Brown	3
James Batemon	3
Dameane Douglas	3
Michael Graham	3

» Eli Scott and Mattias Markusson (left) each recorded six double-doubles in 2017-18. Scott's six in his first year are tied with Gabe Levin for second-most all-time for any LMU freshman.

» On Dec. 7, 2019, Eli Scott muscled his way to the rim with 13 minutes remaining in the game to pick up his 11th point of the night, and more monumental, LMU's first-ever triple-double. Scott, who had 11 assists and nine rebounds in the first half, finished with 21 points on 7-for-9 shooting, 13 rebounds, and 13 assists against Grambling State to do something no other Lion has done.

TRIPLE-DOUBLES

Name	Opponent, Date	Pts.	Reb.	Ast.
Eli Scott	Grambling State, 12/7/19	21	13	13

NEAR TRIPLE-DOUBLES

Name	Opponent, Date	Pts.	Reb.	Ast.
Hank Gathers	San Diego, 2/4/89	30	14	9
Terrell Lowery	at Georgia Tech, 12/22/90	26	9	10
Terrell Lowery	Gonzaga, 2/16/91	41	10	9
Jevon Porter	Prairie View A&M, 12/14/24	11	12	9

15-15 GAMES

15-15 GAMES

(missing 1976-77 through 1981-82 and noted games)

Player	Opponent, Date	Pts.	Reb.
Jim Haderlein	CS Northridge, 12/14/68	23	17
Jim Haderlein	at Colorado St., 12/18/68	16	18
Jim Haderlein	Pepperdine, 1/4/69	21	22
Jim Haderlein	St. Mary's, 2/21/69	16	22
Jim Haderlein	Pacific, 2/22/69	15	20
Richard Dixon	Pacific, 2/22/69	15	15
Jim Haderlein	at Occidental, 12/2/69	21	17
Jim Haderlein	at Utah, 12/13/69	30	22
Jim Haderlein	at Weber St., 12/16/69	26	16
Jim Haderlein	at Long Beach St., 12/26/69	24	21
Jim Haderlein	vs. CS LA, 12/27/69	30	15
Jim Haderlein	at Pacific, 1/8/70	21	22
Jim Haderlein	St. Mary's, 1/10/70	29	22
Jim Haderlein	San Diego, 1/14/70	23	25
Jim Haderlein	Pepperdine, 1/17/70	31	15
Jim Haderlein	Seattle, 1/19/70	30	17
Jim Haderlein	UCSB, 1/24/70	18	21
Jim Haderlein	at UCSB, 1/29/70	19	16
Jim Haderlein	at Santa Clara, 2/5/70	18	16
Jim Haderlein	at USF, 2/7/70	18	28
Jim Haderlein	Nevada-Reno, 2/12/70	35	24
Jim Haderlein	USF, 2/28/70	18	15
Jim Haderlein	at Nevada-Reno, 3/5/70	23	18
Jim Haderlein	at UNLV, 3/7/70	44	22
Jim Haderlein	Occidental, 12/1/70	24	16
Jim Haderlein	San Diego St., 12/11/70	23	20
Jim Haderlein	CS Northridge, 12/12/70	19	19
Jim Haderlein	at Dayton, 12/17/70	24	18
Jim Haderlein	at Toledo, 12/19/70	20	17
Jim Haderlein	at Cincinnati, 12/22/70	25	16
Jim Haderlein	at Nevada-Reno, 1/9/71	24	21
Jim Haderlein	USF, 1/14/71	21	18
Jim Haderlein	West Texas St., 1/20/71	35	15
Jim Haderlein	UC Santa Barbara, 1/26/71	28	18
Jim Haderlein	at Pepperdine, 1/30/71	21	15
Jim Haderlein	Nevada-Reno, 2/13/71	28	17
Jim Haderlein	St. Mary's, 2/25/71	27	15
Steve Smith	at CS Northridge, 12/13/71	18	17
Steve Smith	at Long Beach St., 12/15/71	25	16
Steve Smith	Hawaii, 1/4/72	32	22
Steve Smith	Nevada-Reno, 1/13/72	29	17
Steve Smith	UNLV, 1/15/72	22	20
Steve Smith	Seattle, 1/17/72	22	18
Steve Smith	vs. CS Fullerton, 1/21/72	16	20
Steve Smith	Pepperdine, 1/29/72	25	15
Steve Smith	at Santa Clara, 2/3/72	17	16
Steve Smith	at USF, 2/5/72	15	15
Steve Smith	Pepperdine, 2/12/72	41	16
Steve Smith	Santa Clara, 2/17/72	21	15
Steve Smith	at USC, 11/25/72	15	19
Steve Smith	vs. UC Irvine, 12/22/72	26	18
Steve Smith	Nevada-Reno, 1/4/73	27	15
Steve Smith	UNLV, 1/6/73	39	15
Steve Smith	at Santa Clara, 1/13/73	21	15
Steve Smith	CS Northridge, 1/16/73	29	15
Brad Dean	at West Texas St., 1/18/73	20	15
Steve Smith	St. Mary's, 2/2/73	23	15
Steve Smith	Seattle, 2/3/73	24	15
Steve Smith	Pepperdine, 2/6/73	26	16
Brad Dean	Pepperdine, 2/6/73	15	17
Brad Dean	at Pepperdine, 2/10/73	16	16
Steve Smith	at Seattle, 2/21/73	25	18
Steve Smith	at St. Mary's, 2/23/73	28	22
Steve Smith	USF, 3/1/73	22	20
Lloyd McMillian	St. Mary's, 2/15/74	19	15
Lloyd McMillian	UC Irvine, 1/21/75	23	20
Brad Dean	at Pepperdine, 1/27/75	17	16
Johnny Brown	vs. Idaho, 11/26/82	18	15
Johnny Brown	Brown, 12/30/82	19	15
Johnny Brown	at Long Beach St., 1/3/83	15	18
Johnny Brown	St. Mary's, 2/4/83	15	15
Mark Armstrong	So. Cal. College, 12/15/86	16	19
Vic Lazzaretti	Loyola-Maryland, 12/29/86	28	15
Vic Lazzaretti	US International, 1/3/87	21	16
Vic Lazzaretti	at San Francisco, 1/10/87	20	17
Mike Yoest	San Diego, 1/15/88	17	15
Mark Armstrong	at USF, 2/5/88	18	19
Hank Gathers	vs. Portland, 3/5/88	33	18
Hank Gathers	Oregon State, 12/7/88	34	17
Hank Gathers	at Oklahoma, 12/17/88	27	18
Hank Gathers	at Nevada-Reno, 12/30/88	49	26
Hank Gathers	Xavier, 1/4/89	34	16
Hank Gathers	US International, 1/7/89	40	23
Hank Gathers	at Portland, 1/21/89	32	18
Hank Gathers	US International, 1/31/89	41	29
Hank Gathers	St. Mary's, 2/3/89	39	18
Hank Gathers	Santa Clara, 2/4/89	32	15
Hank Gathers	vs. Santa Clara, 3/6/89	30	16
Hank Gathers	vs. Arkansas, 3/10/89	28	17
Hank Gathers	Nevada-Reno, 11/25/89	28	17
Hank Gathers	vs. Stetson, 12/1/89	38	16
Hank Gathers	at US International, 12/7/89	37	27
Bo Kimble	vs. New Mexico St., 3/16/90	45	18
Terrell Lowery	St. Joseph's, 12/29/90	30	*18
Terrell Lowery	US International, 1/5/91	34	*16
Richard Petruska	San Diego, 1/12/91	19	15
Richard Petruska	St. Mary's, 2/2/91	18	16
Brian McCloskey	UC Irvine, 12/16/91	19	17
Zan Mason	Oral Roberts, 1/7/93	29	15
Ime Oduok	Buffalo, 1/7/94	15	22
Wyking Jones	at Oral Roberts, 1/10/94	28	17
Wyking Jones	Santa Clara, 1/15/94	17	15
Wyking Jones	at San Francisco, 1/20/94	39	16
Ime Oduok	Southwestern La., 12/2/94	18	18
Ime Oduok	Notre Dame, 12/5/94	27	16
Ime Oduok	at CS Northridge, 2/27/96	17	16
Kenny Hotopp	CS Fullerton, 12/7/96	16	15
Sherman Gay	vs. Portland, 3/5/04	30	15
Matthew Knight	at Long Beach St., 11/30/05	32	18
Matthew Knight	San Francisco, 1/9/06	22	15
Matthew Knight	at Pepperdine, 1/28/06	18	16
Matthew Knight	Portland, 2/20/06	24	15
Matthew Knight	vs. Saint Mary's, 3/5/06	16	15
Matthew Knight	CS Bakersfield, 11/19/06	26	16
Kevin Young	at New Mexico St., 12/28/09	16	19
Alex Osborne	vs. La Sierra, 12/21/13	20	17

*assist totals, not rebounds

15-15 GAMES BY PLAYER BREAKDOWN

(missing 1976-77 through 1981-82 and noted games)

Name	Total	Sr.	Jr.	So.	Fr,
Jim Haderlein	36	13	18	5	-
Steve Smith	24	12	12	-	-
Hank Gathers	15	3	11	1	-
Matthew Knight	6	1	5	0	0
Brad Dean	4	1	0	3	-
Johnny Brown	4	-	-	4	0
Ime Oduok	4	1	2	1	-
Vic Lazzaretti	3	3	0	-	-
Wyking Jones	3	0	3	0	0
Lloyd McMillian	2	-	1	1	0
Mark Armstrong	2	1	1	0	0
Terrell Lowery	2	0	2	0	0
Richard Petruska	2	-	-	2	-
Richard Dixon	1	0	0	1	-
Mike Yoest	1	1	0	0	0
Bo Kimble	1	1	0	0	-
Brian McCloskey	1	0	1	0	-
Zan Mason	1	0	1	-	-
Kenny Hotopp	1	0	1	0	0
Sherman Gay	1	1	0	0	0
Kevin Young	1	-	-	0	1

20-20 GAMES BY PLAYER BREAKDOWN

(missing 1976-77 through 1981-82 and noted games)

Name	Total	Sr.	Jr.	So.	Fr,
Jim Haderlein	10	2	7	1	-
Steve Smith	5	2	3	-	-
Hank Gathers	4	1	3	0	-
Lloyd McMillian	1	-	1	0	0

#RAISETHESTANDARD

LMU BASKETBALL

2025-26

The 2024-25 LMU Lions

2024-25: THE FINAL NUMBERS

2024-25 RESULTS

Game Records

Record	Overall	Home	Away	Neutral
ALL GAMES	17-15	11-6	3-8	3-1
CONFERENCE	8-10	5-4	3-6	0-0
NON-CONFERENCE	9-5	6-2	0-2	3-1

Team Results

Date	Opponent		Score	Att.	High Points	High Rebounds
11/04/2024	LIFE Pacific	W	99-56	1288	(22) MERKVILADZE, Alex	(9) MERKVILADZE, Alex
11/08/2024	UC Irvine	L	51-66	1144	(19) PORTER, Jevon	(12) PORTER, Jevon
11/16/2024	at Saint Louis	L	71-77	5210	(27) JOHNSTON, Will	(12) MERKVILADZE, Alex
11/22/2024	North Dakota	L	73-77	1121	(17) STONE-CARRAWELL, Caleb	(9) PORTER, Jevon
11/26/2024	vs Belmont	W	77-63	417	(22) JOHNSTON, Will	(12) PORTER, Jevon
11/27/2024	vs Wyoming	W	73-70	853	(29) PORTER, Jevon	(7) PORTER, Jevon
						(7) MCBRIDE, Aaron
12/04/2024	at Colorado St.	L	54-83	4247	(12) JOHNSTON, Will	(7) MERKVILADZE, Alex
12/07/2024	Nevada	W	68-64	1370	(19) MERKVILADZE, Alex	(8) PORTER, Jevon
12/14/2024	Prairie View	W	76-75	769	(23) JOHNSTON, Will	(12) PORTER, Jevon
12/18/2024	UC Santa Barbara	W	60-58	962	(15) STONE-CARRAWELL, Caleb	(7) MERKVILADZE, Alex
12/20/2024	Southern U.	W	89-73	789	(24) MERKVILADZE, Alex	(8) PORTER, Jevon
12/22/2024	North Ala.	W	85-69	818	(28) STONE-CARRAWELL, Caleb	(12) MERKVILADZE, Alex
12/28/2024	at San Francisco	L	55-70	2438	(22) PORTER, Jevon	(6) MERKVILADZE, Alex
						(6) VIDE, Jan
12/30/2024	at Washington St.	L	59-73	3449	(20) STONE-CARRAWELL, Caleb	(8) MERKVILADZE, Alex
01/02/2025	Oregon St.	W	82-61	1019	(22) PORTER, Jevon	(13) PORTER, Jevon
01/04/2025	Gonzaga	L	68-96	2369	(18) JOHNSTON, Will	(8) PORTER, Jevon
01/07/2025	at Saint Mary's (CA)	L	56-81	3344	(16) STONE-CARRAWELL, Caleb	(5) VIDE, Jan
01/16/2025	Santa Clara	W	57-54	1499	(19) STONE-CARRAWELL, Caleb	(7) MERKVILADZE, Alex
01/18/2025	San Diego	W	77-70	1152	(18) MERKVILADZE, Alex	(12) PORTER, Jevon
01/23/2025	at Pacific	W	73-68	1064	(24) AMEY JR., Myron	(8) PORTER, Jevon
01/30/2025	Portland	W	88-63	1049	(16) MERKVILADZE, Alex	(10) PORTER, Jevon
02/01/2025	at San Diego	W	78-62	987	(16) AMEY JR., Myron	(12) PORTER, Jevon
02/06/2025	at Gonzaga	L	53-73	6000	(20) STONE-CARRAWELL, Caleb	(7) PORTER, Jevon
						(7) MCBRIDE, Aaron
02/08/2025	San Francisco	L	66-72	1687	(14) MERKVILADZE, Alex	(11) MERKVILADZE, Alex
					(14) JOHNSTON, Will	
02/11/2025	at Pepperdine	W	69-60	320	(20) JOHNSTON, Will	(9) MERKVILADZE, Alex
02/13/2025	Pacific	L	58-83	861	(19) STONE-CARRAWELL, Caleb	(5) MERKVILADZE, Alex
02/15/2025	at Portland	L	78-89	1751	(18) STONE-CARRAWELL, Caleb	(9) MERKVILADZE, Alex
02/20/2025	at Santa Clara	L	61-76	2129	(18) JOHNSTON, Will	(7) ISSANZA, Rick
02/22/2025	Pepperdine	W	93-82	1173	(21) MERKVILADZE, Alex	(6) PORTER, Jevon
02/27/2025	Saint Mary's (CA)	L	55-58	1609	(17) STONE-CARRAWELL, Caleb	(6) MERKVILADZE, Alex
03/07/2025	vs San Diego	W	100-74	1826	(27) JOHNSTON, Will	(8) MERKVILADZE, Alex
03/08/2025	vs Washington St.	L	77-94	3048	(16) AMEY JR., Myron	(8) AMEY JR., Myron
						(8) PORTER, Jevon

Attendance Summary

	Games	Attend	Avg/Game
Home	17	20679	1216
Away	11	30939	2813
Neutral	4	6144	1536
Total	**32**	**57762**	**1805**

2024-25 EXTENDED STATS

Game Records

Record	Overall	Home	Away	Neutral
ALL GAMES	17-15	11-6	3-8	3-1
CONFERENCE	8-10	5-4	3-6	0-0
NON-CONFERENCE	9-5	6-2	0-2	3-1

Team Box Score Extended

No.	Player				Total		3-Point		F-Throw		Rebounds																	
		GP-GS	MIN	AVG	FG-FGA	FG%	3FG-3FGA	3FG%	FT-FTA	FT%	OFF	DEF	TOT	AVG	PF	DQ	A	A/G	TO	TO/G	A/TO	BLK	BLK/G	STL	STL/G	PTS	AVG
25	STONE-CARRAWELL, Caleb	32-30	919:40	28.7	163-354	.460	46-132	.348	58-81	.716	8	70	78	2.4	43	0	44	1.38	52	1.63	0.85	7	0.22	19	0.59	430	13.4
14	PORTER, Jevon	31-30	958:20	30.9	137-348	.394	48-152	.316	64-94	.681	62	160	222	7.2	94	4	59	1.90	58	1.87	1.02	35	1.13	25	0.81	386	12.5
4	JOHNSTON, Will	32-32	920:40	28.8	124-306	.405	68-186	.366	64-73	.877	9	61	70	2.2	69	1	101	3.16	39	1.22	2.59	1	0.03	25	0.78	380	11.9
23	MERKVILADZE, Alex	32-32	1021:48	31.9	112-279	.401	48-143	.336	56-80	.700	25	181	206	6.4	79	1	63	1.97	37	1.16	1.70	11	0.34	17	0.53	328	10.3
5	AMEY JR., Myron	32-4	655:27	20.5	95-243	.391	38-125	.304	46-56	.821	14	73	87	2.7	48	0	21	0.66	26	0.81	0.81	3	0.09	40	1.25	274	8.6
7	VIDE, Jan	32-0	617:42	19.3	76-161	.472	2-9	.222	49-67	.731	18	74	92	2.9	60	1	76	2.38	58	1.81	1.31	11	0.34	22	0.69	203	6.3
16	MCBRIDE, Aaron	32-11	537:28	16.8	50-74	.676	0-0	.000	22-30	.733	40	52	92	2.9	61	2	33	1.03	11	0.34	3.00	26	0.81	16	0.50	122	3.8
22	ISSANZA, Rick	26-17	378:24	14.6	34-50	.680	0-0	.000	10-22	.455	26	54	80	3.1	34	0	5	0.19	15	0.58	0.33	28	1.08	6	0.23	78	3.0
21	DIOP, Matar	17-3	147:47	8.7	10-17	.588	0-0	.000	10-17	.588	14	24	38	2.2	14	0	6	0.35	12	0.71	0.50	4	0.24	2	0.12	30	1.8
10	LEWIS, Lamaj	30-1	197:11	6.6	15-24	.625	0-1	.000	4-8	.500	10	17	27	0.9	21	1	13	0.43	9	0.30	1.44	0	0.00	13	0.43	34	1.1
8	RISTIC, Jovan	10-0	26:09	2.6	3-8	.375	1-4	.250	2-4	.500	1	4	5	0.5	2	0	1	0.10	1	0.10	1.00	0	0.00	0	0.00	9	0.9
41	CARNEY, Kevin	6-0	10:34	1.8	1-3	.333	1-3	.333	0-0	.000	0	0	0	0.0	2	0	1	0.17	0	0.00	1.00	0	0.00	0	0.00	3	0.5
42	TUPY, George	5-0	08:51	1.8	1-1	1.000	0-0	.000	0-0	.000	0	2	2	0.4	0	0	0	0.00	0	0.00	0.00	0	0.00	0	0.00	2	0.4
Total		**32**	**6400**		**821-1868**	**.440**	**252-755**	**.334**	**385-532**	**.724**	**251**	**817**	**1068**	**33.4**	**527**	**10**	**423**	**13.22**	**333**	**10.41**	**1.27**	**126**	**3.94**	**185**	**5.78**	**2279**	**71.2**
Opponents		**32**	**6400**		**823-1934**	**.426**	**226-707**	**.320**	**418-552**	**.757**	**355**	**847**	**1202**	**37.6**	**497**	**5**	**422**	**13.19**	**354**	**11.06**	**1.19**	**71**	**2.22**	**169**	**5.28**	**2290**	**71.6**

Score by Periods

Team	1st	2nd	OT	TOT
LMU (CA)	1077	1202	0	2279
Opponents	1055	1235	0	2290

2024-25 OVERALL COMBINED STATS

Game Records

Record	Overall	Home	Away	Neutral
ALL GAMES	17-15	11-6	3-8	3-1
CONFERENCE	8-10	5-4	3-6	0-0
NON-CONFERENCE	9-5	6-2	0-2	3-1

Score by Periods

Team	1st	2nd	OT	TOT
LMU (CA)	1077	1202	0	2279
Opponents	1055	1235	0	2290

Team Box Score

No.	Player				Total		3-Point		F-Throw		Rebounds												
		GP-GS	MIN	AVG	FG-FGA	FG%	3FG-3FGA	3FG%	FT-FTA	FT%	OFF	DEF	TOT	AVG	PF	DQ	A	TO	BLK	STL	PTS	AVG
25	STONE-CARRAWELL, Caleb	32-30	919:40	28.7	163-354	.460	46-132	.348	58-81	.716	8	70	78	2.4	43	0	44	52	7	19	430	13.4
14	PORTER, Jevon	31-30	958:20	30.9	137-348	.394	48-152	.316	64-94	.681	62	160	222	7.2	94	4	59	58	35	25	386	12.5
4	JOHNSTON, Will	32-32	920:40	28.8	124-306	.405	68-186	.366	64-73	.877	9	61	70	2.2	69	1	101	39	1	25	380	11.9
23	MERKVILADZE, Alex	32-32	1021:48	31.9	112-279	.401	48-143	.336	56-80	.700	25	181	206	6.4	79	1	63	37	11	17	328	10.3
5	AMEY JR., Myron	32-4	655:27	20.5	95-243	.391	38-125	.304	46-56	.821	14	73	87	2.7	48	0	21	26	3	40	274	8.6
7	VIDE, Jan	32-0	617:42	19.3	76-161	.472	2-9	.222	49-67	.731	18	74	92	2.9	60	1	76	58	11	22	203	6.3
16	MCBRIDE, Aaron	32-11	537:28	16.8	50-74	.676	0-0	.000	22-30	.733	40	52	92	2.9	61	2	33	11	26	16	122	3.8
22	ISSANZA, Rick	26-17	378:24	14.6	34-50	.680	0-0	.000	10-22	.455	26	54	80	3.1	34	0	5	15	28	6	78	3.0
21	DIOP, Matar	17-3	147:47	8.7	10-17	.588	0-0	.000	10-17	.588	14	24	38	2.2	14	0	6	12	4	2	30	1.8
10	LEWIS, Lamaj	30-1	197:11	6.6	15-24	.625	0-1	.000	4-8	.500	10	17	27	0.9	21	1	13	9	0	13	34	1.1
8	RISTIC, Jovan	10-0	26:09	2.6	3-8	.375	1-4	.250	2-4	.500	1	4	5	0.5	2	0	1	1	0	0	9	0.9
41	CARNEY, Kevin	6-0	10:34	1.8	1-3	.333	1-3	.333	0-0	.000	0	0	0	0.0	2	0	1	0	0	0	3	0.5
42	TUPY, George	5-0	08:51	1.8	1-1	1.000	0-0	.000	0-0	.000	0	2	2	0.4	0	0	0	0	0	0	2	0.4
Team											24	45	69					15				
Total		**32**	**6400**		**821-1868**	**.440**	**252-755**	**.334**	**385-532**	**.724**	**251**	**817**	**1068**	**33.4**	**527**	**10**	**423**	**333**	**126**	**185**	**2279**	**71.2**
Opponents		**32**	**6400**		**823-1934**	**.426**	**226-707**	**.320**	**418-552**	**.757**	**355**	**847**	**1202**	**37.6**	**497**	**5**	**422**	**354**	**71**	**169**	**2290**	**71.6**

Team Statistics

	LMU	OPP
Scoring	**2279**	**2290**
Points per game	71.2	71.6
Scoring margin	-0.3	-
Field goals-att	**821-1868**	**823-1934**
Field goal pct	.440	.426
3 point fg-att	**252-755**	**226-707**
3-point FG pct	.334	.320
3-pt FG made per game	7.9	7.1
Free throws-att	**385-532**	**418-552**
Free throw pct	.724	.757
F-Throws made per game	12.0	13.1
Rebounds	**1068**	**1202**
Rebounds per game	33.4	37.6
Rebounding margin	-4.2	-
Assists	**423**	**422**
Assists per game	13.2	13.2
Turnovers	**333**	**354**
Turnovers per game	10.4	11.1
Turnover margin	+0.7	-
Assist/turnover ratio	1.3	1.2
Steals	**185**	**169**
Steals per game	5.8	5.3
Blocks	**126**	**71**
Blocks per game	3.9	2.2
Winning streak	**0**	**-**
Home win streak	0	-
Attendance	**20679**	**30939**
Home games-Avg/Game	17-1216	11-2813
Neutral site-Avg/Game	-	4-1536

Team Results

Date	Opponent		Score	Att.
11/04/2024	LIFE Pacific	W	99-56	1288
11/08/2024	UC Irvine	L	51-66	1144
11/16/2024	at Saint Louis	L	71-77	5210
11/22/2024	North Dakota	L	73-77	1121
11/26/2024	vs Belmont	W	77-63	417
11/27/2024	vs Wyoming	W	73-70	853
12/04/2024	at Colorado St.	L	54-83	4247
12/07/2024	Nevada	W	68-64	1370
12/14/2024	Prairie View	W	76-75	769
12/18/2024	UC Santa Barbara	W	60-58	962
12/20/2024	Southern U.	W	89-73	789
12/22/2024	North Ala.	W	85-69	818
12/28/2024	at San Francisco	L	55-70	2438
12/30/2024	at Washington St.	L	59-73	3449
01/02/2025	Oregon St.	W	82-61	1019
01/04/2025	Gonzaga	L	68-96	2369
01/07/2025	at Saint Mary's (CA)	L	56-81	3344
01/16/2025	Santa Clara	W	57-54	1499
01/18/2025	San Diego	W	77-70	1152
01/23/2025	at Pacific	W	73-68	1064
01/30/2025	Portland	W	88-63	1049
02/01/2025	at San Diego	W	78-62	987
02/06/2025	at Gonzaga	L	53-73	6000
02/08/2025	San Francisco	L	66-72	1687
02/11/2025	at Pepperdine	W	69-60	320
02/13/2025	Pacific	L	58-83	861
02/15/2025	at Portland	L	78-89	1751
02/20/2025	at Santa Clara	L	61-76	2129
02/22/2025	Pepperdine	W	93-82	1173
02/27/2025	Saint Mary's (CA)	L	55-58	1609
03/07/2025	vs San Diego	W	100-74	1826
03/08/2025	vs Washington St.	L	77-94	3048

2024-25 POINTS • REBOUNDS • ASSISTS

Opponent	Date	Score		4 JOHNSTON,W	5 AMEY JR.,M	7 VIDE,JAN	8 RISTIC,JOV	10 LEWIS,LAMA	14 PORTER,JEV	16 MCBRIDE,AA	21 DIOP,MATAR	22 ISSANZA,RI	23 MERKVILADZ	25 STONE-CARR
LIFE Pacific	11/04/2024	99-56	W	5-4-8	20-4-1	6-3-7	5-0-1	4-4-1	DNP	10-5-3	8-6-0	DNP	22-9-4	16-5-0
UC Irvine	11/08/2024	51-66	L	12-2-3	4-1-1	13-3-2	DNP	0-0-0	19-12-0	0-2-0	0-1-1	DNP	0-4-1	3-1-2
at Saint Louis	11/16/2024	71-77	L	27-5-2	11-2-2	2-3-1	DNP	0-1-0	9-7-0	4-5-0	0-1-0	DNP	13-12-2	5-3-1
North Dakota	11/22/2024	73-77	L	15-2-4	0-3-0	13-2-3	DNP	0-4-0	12-9-1	0-2-1	0-6-0	0-1-0	16-8-4	17-2-0
vs Belmont	11/26/2024	77-63	W	22-4-1	8-2-0	4-1-2	DNP	4-2-0	16-12-4	1-6-2	2-4-2	DNP	11-4-0	9-6-2
vs Wyoming	11/27/2024	73-70	W	11-1-5	4-3-0	2-1-1	DNP	0-2-0	29-7-1	6-7-1	0-2-1	DNP	4-4-4	17-3-1
at Colorado St.	12/04/2024	54-83	L	12-2-1	10-5-0	9-3-1	0-1-0	2-0-0	4-1-0	1-6-0	0-2-0	0-0-0	7-7-2	9-2-2
Nevada	12/07/2024	68-64	W	14-3-3	0-0-1	3-1-4	DNP	0-1-0	12-8-1	2-1-1	1-2-0	2-7-1	19-6-1	15-2-1
Prairie View	12/14/2024	76-75	W	23-3-3	0-1-1	0-0-0	DNP	2-1-0	11-12-9	12-5-1	1-1-0	2-0-0	8-8-2	17-2-3
UC Santa Barbara	12/18/2024	60-58	W	7-3-5	9-2-1	8-4-2	DNP	0-0-0	8-4-1	4-2-0	DNP	4-6-0	5-7-2	15-0-2
Southern U.	12/20/2024	89-73	W	6-2-5	13-3-2	7-3-2	0-1-0	2-2-1	14-8-2	2-3-4	7-4-0	2-3-0	24-7-4	12-2-2
North Ala.	12/22/2024	85-69	W	11-0-2	8-3-0	4-1-2	DNP	6-2-1	14-9-8	0-2-2	0-2-1	4-2-0	10-12-3	28-3-1
at San Francisco	12/28/2024	55-70	L	2-4-3	10-4-0	4-6-1	DNP	0-0-0	22-4-2	3-1-0	0-0-0	0-5-0	9-6-0	5-4-2
at Washington St.	12/30/2024	59-73	L	0-1-0	13-1-1	10-4-1	DNP	2-0-0	2-6-3	4-2-0	DNP	4-2-0	4-8-2	20-3-1
Oregon St.	01/02/2025	82-61	W	19-6-7	6-0-0	0-3-3	DNP	0-1-0	22-13-2	5-1-3	DNP	2-6-3	11-5-1	17-2-1
Gonzaga	01/04/2025	68-96	L	18-1-1	3-4-1	3-1-3	0-1-0	3-0-0	17-8-2	0-0-2	4-4-0	2-5-0	9-2-1	9-1-0
at Saint Mary's (CA)	01/07/2025	56-81	L	2-1-1	9-2-1	9-5-2	1-1-0	0-1-2	8-4-1	4-3-0	0-1-1	0-2-0	7-3-2	16-2-1
Santa Clara	01/16/2025	57-54	W	0-2-4	8-3-0	6-1-3	DNP	0-0-1	5-6-1	7-3-3	DNP	4-2-0	8-7-1	19-4-0
San Diego	01/18/2025	77-70	W	8-2-2	17-5-1	4-1-2	DNP	0-0-0	13-12-4	0-2-0	0-0-0	4-1-0	18-3-2	13-1-1
at Pacific	01/23/2025	73-68	W	8-1-5	24-3-0	4-2-4	DNP	0-1-1	10-8-1	5-5-1	4-1-0	DNP	8-7-2	10-2-3
Portland	01/30/2025	88-63	W	13-2-4	10-4-1	7-4-3	0-0-0	0-2-0	12-10-2	5-1-2	DNP	9-2-0	16-6-3	14-2-3
at San Diego	02/01/2025	78-62	W	4-3-0	16-2-0	9-3-4	1-0-0	0-1-1	14-12-1	2-2-1	3-1-0	4-4-0	14-8-4	11-5-1
at Gonzaga	02/06/2025	53-73	L	2-2-1	3-1-0	9-4-2	DNP	0-0-1	15-7-0	3-7-0	DNP	0-0-0	1-5-1	20-3-0
San Francisco	02/08/2025	66-72	L	14-1-2	6-3-2	13-5-1	DNP	DNP	8-6-1	7-2-1	DNP	0-1-1	14-11-1	4-0-0
at Pepperdine	02/11/2025	69-60	W	20-2-4	2-2-0	10-2-2	DNP	0-0-1	14-2-1	2-1-0	DNP	2-2-0	5-9-0	14-5-3
Pacific	02/13/2025	58-83	L	7-0-3	7-2-0	4-3-1	0-0-0	2-0-0	4-3-1	10-2-0	DNP	0-3-0	5-5-1	19-3-0
at Portland	02/15/2025	78-89	L	17-2-3	6-2-2	8-4-1	DNP	DNP	16-6-1	2-1-0	DNP	2-2-0	9-9-1	18-5-1
at Santa Clara	02/20/2025	61-76	L	18-4-3	13-2-1	6-3-3	DNP	0-0-0	4-4-3	0-1-0	DNP	5-7-0	8-2-1	7-0-0
Pepperdine	02/22/2025	93-82	W	19-3-4	10-2-0	4-5-6	DNP	0-0-0	16-6-2	6-5-2	DNP	5-4-0	21-4-2	12-3-3
Saint Mary's (CA)	02/27/2025	55-58	L	12-0-2	5-5-1	4-2-1	DNP	0-0-0	9-5-1	0-1-1	DNP	6-5-0	2-6-0	17-0-2
vs San Diego	03/07/2025	100-74	W	27-2-8	3-3-1	8-7-4	2-1-0	0-1-3	14-3-0	10-4-1	DNP	8-3-0	16-8-4	12-0-4
vs Washington St.	03/08/2025	77-94	L	5-0-2	16-8-0	10-2-2	0-0-0	7-1-0	13-8-3	5-2-1	DNP	7-5-0	4-4-5	10-2-1

Opponent	Date	Score		41 CARNEY,KEV	42 TUPY,GEORG
LIFE Pacific	11/04/2024	99-56	W	3-0-0	0-0-0
UC Irvine	11/08/2024	51-66	L	DNP	DNP
at Saint Louis	11/16/2024	71-77	L	DNP	DNP
North Dakota	11/22/2024	73-77	L	DNP	DNP
vs Belmont	11/26/2024	77-63	W	DNP	DNP
vs Wyoming	11/27/2024	73-70	W	DNP	DNP
at Colorado St.	12/04/2024	54-83	L	0-0-0	DNP
Nevada	12/07/2024	68-64	W	DNP	DNP
Prairie View	12/14/2024	76-75	W	DNP	DNP
UC Santa Barbara	12/18/2024	60-58	W	DNP	DNP
Southern U.	12/20/2024	89-73	W	DNP	DNP
North Ala.	12/22/2024	85-69	W	DNP	DNP
at San Francisco	12/28/2024	55-70	L	DNP	DNP
at Washington St.	12/30/2024	59-73	L	DNP	DNP
Oregon St.	01/02/2025	82-61	W	DNP	DNP
Gonzaga	01/04/2025	68-96	L	DNP	DNP
at Saint Mary's (CA)	01/07/2025	56-81	L	DNP	DNP
Santa Clara	01/16/2025	57-54	W	DNP	DNP
San Diego	01/18/2025	77-70	W	DNP	DNP
at Pacific	01/23/2025	73-68	W	DNP	DNP
Portland	01/30/2025	88-63	W	0-0-0	2-1-0
at San Diego	02/01/2025	78-62	W	0-0-0	0-0-0
at Gonzaga	02/06/2025	53-73	L	DNP	DNP
San Francisco	02/08/2025	66-72	L	DNP	DNP
at Pepperdine	02/11/2025	69-60	W	DNP	DNP
Pacific	02/13/2025	58-83	L	0-0-0	0-1-0
at Portland	02/15/2025	78-89	L	DNP	DNP
at Santa Clara	02/20/2025	61-76	L	DNP	DNP
Pepperdine	02/22/2025	93-82	W	DNP	DNP
Saint Mary's (CA)	02/27/2025	55-58	L	DNP	DNP
vs San Diego	03/07/2025	100-74	W	0-0-1	0-0-0
vs Washington St.	03/08/2025	77-94	L	DNP	DNP

2024-25 SEASON/CAREER STATS

Summary

	Season Statistics										Career Statistics									
Player	**GP-GS**	**MIN/G**	**FG%**	**3FG%**	**FT%**	**R/G**	**A/G**	**STL**	**BLK**	**PTS/G**	**GP-GS**	**MIN/G**	**FG%**	**3FG%**	**FT%**	**R/G**	**A/G**	**STL**	**BLK**	**PTS/G**
AMEY JR., Myron	32-4	20.5	.391	.304	.821	2.7	0.7	40	3	8.6	98-40	23.2	.416	.346	.785	3.4	1.5	112	17	10.8
CARNEY, Kevin	6-0	1.8	.333	.333	.000	0.0	0.2	0	0	0.5	14-0	2.1	.200	.200	.000	0.0	0.1	1	0	0.2
DIOP, Matar	17-3	8.7	.588	.000	.588	2.2	0.4	2	4	1.8	36-3	6.1	.552	.500	.500	1.5	0.3	5	7	1.3
ISSANZA, Rick	26-17	14.6	.680	.000	.455	3.1	0.2	6	28	3.0	81-45	12.4	.620	.000	.451	3.2	0.2	13	68	2.6
JOHNSTON, Will	32-32	28.8	.405	.366	.877	2.2	3.2	25	1	11.9	94-83	29.9	.412	.393	.847	2.3	3.1	54	4	12.5
LEWIS, Lamaj	30-1	6.6	.625	.000	.500	0.9	0.4	13	0	1.1	108-13	10.4	.439	.186	.407	1.5	0.6	40	12	1.8
MCBRIDE, Aaron	32-11	16.8	.676	.000	.733	2.9	1.0	16	26	3.8	50-14	14.0	.636	.286	.676	2.5	0.9	22	30	3.1
MERKVILADZE, Alex	32-32	31.9	.401	.336	.700	6.4	2.0	17	11	10.3	141-98	26.7	.413	.346	.707	5.5	1.2	57	38	8.9
PORTER, Jevon	31-30	30.9	.394	.316	.681	7.2	1.9	25	35	12.5	83-79	30.1	.432	.321	.720	6.8	1.5	70	83	13.3
RISTIC, Jovan	10-0	2.6	.375	.250	.500	0.5	0.1	0	0	0.9	10-0	2.6	.375	.250	.500	0.5	0.1	0	0	0.9
STONE-CARRAWELL, Caleb	32-30	28.7	.460	.348	.716	2.4	1.4	19	7	13.4	116-76	24.9	.432	.337	.735	2.7	1.5	63	26	10.5
TUPY, George	5-0	1.8	1.000	.000	.000	0.4	0.0	0	0	0.4	6-0	2.1	1.000	.000	.000	0.3	0.0	0	0	0.3
VIDE, Jan	32-0	19.3	.472	.222	.731	2.9	2.4	22	11	6.3	56-0	14.2	.450	.333	.733	2.0	1.6	27	11	4.4

Scoring

	Season Statistics								Career Statistics							
Player	**FG-FGA**	**FG%**	**3FG-3FGA**	**3FG%**	**FT-FTA**	**FT%**	**PTS**	**PTS/G**	**FG-FGA**	**FG%**	**3FG-3FGA**	**3FG%**	**FT-FTA**	**FT%**	**PTS**	**PTS/G**
AMEY JR., Myron	95-243	.391	38-125	.304	46-56	.821	274	8.6	377-906	.416	148-428	.346	161-205	.785	1063	10.8
CARNEY, Kevin	1-3	.333	1-3	.333	0-0	.000	3	0.5	1-5	.200	1-5	.200	0-0	.000	3	0.2
DIOP, Matar	10-17	.588	0-0	.000	10-17	.588	30	1.8	16-29	.552	1-2	.500	13-26	.500	46	1.3
ISSANZA, Rick	34-50	.680	0-0	.000	10-22	.455	78	3.0	88-142	.620	0-0	.000	32-71	.451	208	2.6
JOHNSTON, Will	124-306	.405	68-186	.366	64-73	.877	380	11.9	376-912	.412	207-527	.393	216-255	.847	1175	12.5
LEWIS, Lamaj	15-24	.625	0-1	.000	4-8	.500	34	1.1	76-173	.439	8-43	.186	33-81	.407	193	1.8
MCBRIDE, Aaron	50-74	.676	0-0	.000	22-30	.733	122	3.8	63-99	.636	2-7	.286	25-37	.676	153	3.1
MERKVILADZE, Alex	112-279	.401	48-143	.336	56-80	.700	328	10.3	442-1070	.413	178-515	.346	198-280	.707	1260	8.9
PORTER, Jevon	137-348	.394	48-152	.316	64-94	.681	386	12.5	399-924	.432	110-343	.321	195-271	.720	1103	13.3
RISTIC, Jovan	3-8	.375	1-4	.250	2-4	.500	9	0.9	3-8	.375	1-4	.250	2-4	.500	9	0.9
STONE-CARRAWELL, Caleb	163-354	.460	46-132	.348	58-81	.716	430	13.4	448-1036	.432	136-403	.337	186-253	.735	1218	10.5
TUPY, George	1-1	1.000	0-0	.000	0-0	.000	2	0.4	1-1	1.000	0-0	.000	0-0	.000	2	0.3
VIDE, Jan	76-161	.472	2-9	.222	49-67	.731	203	6.3	95-211	.450	4-12	.333	55-75	.733	249	4.4

Totals

	Season Statistics								Career Statistics							
Player	**O-REB**	**D-REB**	**TOTAL**	**PF**	**FO**	**A**	**TO**	**A/TO**	**O-REB**	**D-REB**	**TOTAL**	**PF**	**FO**	**A**	**TO**	**A/TO**
AMEY JR., Myron	14	73	87	48	0	21	26	0.8	49	283	332	129	0	148	126	1.2
CARNEY, Kevin	0	0	0	2	0	1	0	0.0	0	0	0	8	0	1	1	1.0
DIOP, Matar	14	24	38	14	0	6	12	0.5	18	37	55	25	0	11	18	0.6
ISSANZA, Rick	26	54	80	34	0	5	15	0.3	88	168	256	109	2	14	57	0.2
JOHNSTON, Will	9	61	70	69	1	101	39	2.6	26	188	214	184	1	296	160	1.9
LEWIS, Lamaj	10	17	27	21	1	13	9	1.4	60	103	163	139	1	70	51	1.4
MCBRIDE, Aaron	40	52	92	61	2	33	11	3.0	57	70	127	67	2	44	14	3.1
MERKVILADZE, Alex	25	181	206	79	1	63	37	1.7	129	652	781	296	4	174	173	1.0
PORTER, Jevon	62	160	222	94	4	59	58	1.0	185	383	568	242	10	121	151	0.8
RISTIC, Jovan	1	4	5	2	0	1	1	1.0	1	4	5	2	0	1	1	1.0
STONE-CARRAWELL, Caleb	8	70	78	43	0	44	52	0.8	50	260	310	129	0	174	194	0.9
TUPY, George	0	2	2	0	0	0	0	0.0	0	2	2	0	0	0	0	0.0
VIDE, Jan	18	74	92	60	1	76	58	1.3	18	92	110	71	1	87	68	1.3

2024-25 BOX SCORES

LMU 99, LIFE PACIFIC 56
GAME #1: NOV. 4, 2024 • GERSTEN PAVILION • LOS ANGELES, CA

Official Basketball Box Score - Final
LIFE Pacific at LMU
11/04/24 Albert Gersten Pavilion, Los Angeles
2024-25 Men's Basketball

Game Time: 7:00 PM
Game Duration: 1:46
Attendance: 1,288

Officials: Michael Kashirsky, Jeremy Dente, Evan Singletary

LIFE Pacific - 56 Record: 0-0

NO.	Name		Min	FG M-A	3P M-A	FT M-A	Rebounds OR	DR	TOT	Fouls PF	FD	TP	AS	TO	ST	Blocks BS	BA	+/-
22	Albert Matute	F	21:20	5-10	1-1	2-3	0	2	2	2	2	13	0	5	0	0	1	-27
25	Dylan Cabs	F	21:26	2-8	0-2	0-0	1	4	5	0	0	4	1	4	0	0	0	-25
16	Vince Fier	C	23:08	2-4	1-2	0-0	0	4	4	1	1	5	4	0	0	0	1	-26
0	Rico Hopping	G	27:29	6-12	4-7	2-2	0	2	2	3	1	18	1	2	1	0	0	-31
12	Austin Cook	G	26:18	0-6	0-4	0-0	1	1	2	1	1	0	1	4	0	0	0	-29
5	Aaron Hernandez		12:54	0-3	0-1	0-0	1	0	1	0	0	0	1	0	0	0	0	-12
24	Zachary Murphy		16:36	1-3	0-0	0-0	0	1	1	1	2	2	3	0	1	0	0	-14
7	Wes Clarkson		16:52	3-4	1-2	0-0	0	1	1	1	1	7	0	1	1	0	0	-17
20	Lenox Levallee		14:09	0-2	0-0	0-0	1	5	6	3	2	0	2	1	0	0	0	-13
13	Jake McKinn		06:50	2-2	0-0	1-1	0	0	0	0	1	5	0	1	0	0	0	-7
23	Nathan Brummett		06:50	0-2	0-0	2-2	0	1	1	0	1	2	0	0	0	0	0	-7
11	Nate Cipriano		06:08	0-0	0-0	0-1	0	0	0	0	2	0	0	2	0	0	0	-7
Team							0	4	4			0		0				
Totals				21-56	7-19	7-9	4	25	29	12	14	56	13	20	3	0	2	-43

Technical Fouls: NONE

Shooting By Period		
1st FG%	13-29	44.8%
3PT%	2-10	20.0%
FT%	3-3	100%
2nd FG%	8-27	29.6%
3PT%	5-9	55.6%
FT%	4-6	66.7%
GM FG%	21-56	37.5%
3PT%	7-19	36.8%
FT%	7-9	77.8%

Dead Ball Rebounds: 1, 0

LMU - 99 Record: 1-0

NO.	Name		Min	FG M-A	3P M-A	FT M-A	Rebounds OR	DR	TOT	Fouls PF	FD	TP	AS	TO	ST	Blocks BS	BA	+/-
21	Matar Diop	F	20:09	4-4	0-0	0-0	1	5	6	0	0	8	0	2	0	0	0	26
23	Alex Merkviladze	F	28:12	8-19	3-7	3-4	2	7	9	2	3	22	4	0	1	0	0	33
4	Will Johnston	G	25:03	2-6	1-3	0-0	0	4	4	2	2	5	8	0	4	0	0	32
5	Myron Amey Jr.	G	25:34	8-14	3-9	1-1	0	4	4	1	1	20	1	0	4	0	0	28
25	Caleb Stone-Carrawell	G	21:20	6-9	3-5	1-1	1	4	5	2	1	16	0	2	0	1	0	23
7	Jan Vide		22:49	2-5	0-0	2-2	0	3	3	3	2	6	7	4	1	0	0	33
10	Lamaj Lewis		19:18	2-3	0-1	0-0	1	3	4	1	0	4	1	1	1	0	0	19
16	Aaron McBride		21:46	4-6	0-0	2-3	0	3	2	5	1	3	10	3	0	1	1	0	18
8	Jovan Ristic		08:04	2-4	1-3	0-0	0	0	0	1	0	5	1	1	0	0	0	4
41	Kevin Carney		04:01	1-2	1-2	0-0	0	0	0	1	0	3	0	0	0	0	0	0
42	George Tupy		03:44	0-0	0-0	0-0	0	0	0	0	0	0	0	0	0	0	0	-1
Team							0	0	0			0		0				
Totals				39-72	12-30	9-11	8	32	40	14	12	99	25	10	12	2	0	43

Technical Fouls: NONE

Shooting By Period		
1st FG%	21-35	60.0%
3PT%	8-15	53.3%
FT%	2-2	100%
2nd FG%	18-37	48.6%
3PT%	4-15	26.7%
FT%	7-9	77.8%
GM FG%	39-72	54.2%
3PT%	12-30	40.0%
FT%	9-11	81.8%

Dead Ball Rebounds: 2, 0

	LPU	LMU
Biggest lead	1 (1st 19:09)	47 (2nd 7:43)
Best Scoring Run	6 (2nd 6:45)	13 (2nd 16:12)
Lead Changes	6	
Times Tied	2	
Time with Lead	02:16	36:32

Points from	LPU	LMU
Turnovers	4	27
Paint	18	54
Second Chance	2	13
Fast Breaks	2	19
Bench	16	28

Period by Period Scoring	1st	2nd	TOT
LPU	31	25	56
LMU	52	47	99

UC IRVINE 66, LMU 51
GAME #2: NOV. 8, 2024 • GERSTEN PAVILION • LOS ANGELES, CA

Official Basketball Box Score - Final
UC Irvine at LMU
11/08/24 Albert Gersten Pavilion, Los Angeles
2024-25 Men's Basketball

Game Time: 7:00 PM
Game Duration: 1:52
Attendance: 1,144

Officials: Michael Scyphers, Frank Harvey III, Jason Garretson

UC Irvine - 66 Record: 2-0

NO.	Name		Min	FG M-A	3P M-A	FT M-A	Rebounds OR	DR	TOT	Fouls PF	FD	TP	AS	TO	ST	Blocks BS	BA	+/-
11	Devin Tillis	F	24:05	3-5	0-1	2-2	0	6	6	2	1	8	1	0	1	0	1	19
15	Bent Leuchten	C	24:54	3-7	0-1	5-7	3	8	11	2	4	11	3	4	0	1	0	11
2	Justin Hohn	G	30:52	3-11	2-4	0-0	0	4	4	1	1	8	1	1	1	0	0	1
4	Andre Henry	G	29:42	5-7	3-5	4-4	0	3	3	4	4	17	0	1	1	0	0	11
77	Myles Che	G	22:49	2-6	0-2	2-3	0	2	2	1	3	6	4	1	1	0	0	5
10	Ofure Ujadughele		15:55	0-3	0-1	0-0	0	3	3	1	2	0	4	2	0	0	1	-4
14	Kyle Evans		14:27	1-3	0-0	1-1	0	3	3	0	1	3	0	1	0	2	0	6
21	Langston Redfield		19:49	2-4	1-2	0-0	0	4	4	0	0	5	3	0	0	0	0	13
1	Torian Lee		08:03	1-2	1-2	0-0	0	1	1	0	1	3	0	1	0	0	0	13
24	Jurian Dixon		08:45	2-2	1-1	0-0	0	2	2	0	0	5	0	0	1	0	0	2
33	Elijah Chol		00:39	0-0	0-0	0-0	0	0	0	1	0	0	0	1	0	0	0	-2
Team							1	0	1			0		2				
Totals				22-50	8-19	14-17	4	36	40	12	17	66	16	15	4	3	2	15

Technical Fouls: NONE

Shooting By Period		
1st FG%	13-25	52.0%
3PT%	5-9	55.6%
FT%	5-5	100%
2nd FG%	9-25	36.0%
3PT%	3-10	30.0%
FT%	9-12	75%
GM FG%	22-50	44.0%
3PT%	8-19	42.1%
FT%	14-17	82.4%

Dead Ball Rebounds: 1, 0

LMU - 51 Record: 1-1

NO.	Name		Min	FG M-A	3P M-A	FT M-A	Rebounds OR	DR	TOT	Fouls PF	FD	TP	AS	TO	ST	Blocks BS	BA	+/-
14	Jevon Porter	F	36:01	8-19	2-5	1-2	2	10	12	3	4	19	0	3	0	1	0	-10
21	Matar Diop	F	12:22	0-0	0-0	0-0	1	0	1	0	0	0	1	1	0	0	0	-13
23	Alex Merkviladze	F	35:49	0-9	0-6	0-0	0	4	4	3	2	0	1	1	1	0	0	-10
4	Will Johnston	G	32:48	4-7	4-6	0-0	0	2	2	3	1	12	3	0	0	0	0	-7
5	Myron Amey Jr.	G	18:55	2-8	0-5	0-0	0	1	1	0	1	4	1	1	0	0	0	-14
7	Jan Vide		30:21	5-9	0-1	3-4	0	3	3	2	3	13	2	1	2	1	3	-1
25	Caleb Stone-Carrawell		21:56	1-7	1-3	0-0	0	1	1	4	1	3	2	1	0	0	0	-6
10	Lamaj Lewis		02:01	0-0	0-0	0-0	0	0	0	1	0	0	0	1	0	0	0	-7
16	Aaron McBride		09:47	0-1	0-0	0-0	2	0	2	1	0	0	0	1	1	0	0	-7
Team							0	3	3			0		1				
Totals				20-60	7-26	4-6	5	24	29	17	12	51	10	11	4	2	3	-15

Technical Fouls: NONE

Shooting By Period		
1st FG%	10-31	32.3%
3PT%	1-6	16.7%
FT%	2-2	100%
2nd FG%	10-29	34.5%
3PT%	6-20	30.0%
FT%	2-4	50%
GM FG%	20-60	33.3%
3PT%	7-26	26.9%
FT%	4-6	66.7%

Dead Ball Rebounds: 1, 2

	UCI	LMU
Biggest lead	21 (1st 5:01)	0 (1st 20:00)
Best Scoring Run	12 (1st 10:42)	8 (1st 0:58)
Lead Changes	0	
Times Tied	0	
Time with Lead	39:38	00:00

Points from	UCI	LMU
Turnovers	14	15
Paint	24	26
Second Chance	5	2
Fast Breaks	7	8
Bench	16	16

Period by Period Scoring	1st	2nd	TOT
UCI	36	30	66
LMU	23	28	51

SAINT LOUIS 77, LMU 71
GAME #3: NOV. 16, 2024 • CHAIFETZ ARENA • SAINT LOUIS, MO

Official Basketball Box Score - Final
LMU (CA) at Saint Louis
11/16/24 Chaifetz Arena, St. Louis
2024-25 Men's Basketball

Game Time: 7:00 PM
Game Duration: 2:09
Attendance: 5,210

Officials: Jerry Heater, Sean Hull, Chase Shaw

LMU (CA) - 71 Record: 1-2

NO.	Name		Min	FG M-A	3P M-A	FT M-A	Rebounds OR	DR	TOT	Fouls PF	FD	TP	AS	TO	ST	Blocks BS	BA	+/-
14	Jevon Porter	F	31:20	4-15	1-5	0-0	3	4	7	4	1	9	0	4	0	1	1	-4
21	Matar Diop	F	08:47	0-0	0-0	0-0	0	1	1	2	0	0	0	1	0	0	0	-9
23	Alex Merkviladze	F	33:01	3-6	3-4	4-4	5	7	12	2	2	13	2	1	1	0	0	-7
4	Will Johnston	G	34:07	9-18	4-10	5-6	0	5	5	1	4	27	2	2	0	0	0	-6
5	Myron Amey Jr.	G	31:36	3-12	1-7	4-5	1	1	2	2	5	11	2	0	2	0	0	-9
7	Jan Vide		12:31	0-3	0-0	2-4	1	2	3	0	2	2	1	2	0	0	0	0
25	Caleb Stone-Carrawell		25:14	2-5	1-3	0-0	1	2	3	1	0	5	1	1	2	0	0	-2
16	Aaron McBride		21:50	2-3	0-0	0-0	1	4	5	5	2	4	0	0	0	5	0	7
10	Lamaj Lewis		01:34	0-0	0-0	0-0	0	1	1	0	0	0	0	0	0	1	0	0
Team							1	0	1			0		1				
Totals				23-62	10-29	15-19	13	27	40	17	16	71	8	12	6	6	1	-6

Technical Fouls::NONE

Shooting By Period		
1st FG%	10-31	32.3%
3PT%	4-12	33.3%
FT%	6-9	66.7%
2nd FG%	13-31	41.9%
3PT%	6-17	35.3%
FT%	9-10	90%
GM FG%	23-62	37.1%
3PT%	10-29	34.5%
FT%	15-19	78.9%

Dead Ball Rebounds: 0, 1

Saint Louis - 77 Record: 2-1

NO.	Name		Min	FG M-A	3P M-A	FT M-A	Rebounds OR	DR	TOT	Fouls PF	FD	TP	AS	TO	ST	Blocks BS	BA	+/-
6	Kalu Anya	F	33:43	4-11	0-2	1-5	6	7	13	1	4	9	5	1	1	0	3	2
0	Kellen Thames	G	29:38	5-5	0-0	2-2	2	5	7	3	3	12	0	0	0	0	0	9
1	Isaiah Swope	G	35:48	8-19	3-8	4-6	0	1	1	3	4	23	4	4	1	1	3	-2
8	Kobe Johnson	G	18:14	0-2	0-1	0-0	0	1	1	1	0	0	1	1	1	0	0	1
24	Gibson Jimerson	G	40:00	6-12	6-10	5-6	0	7	7	0	4	23	1	1	0	0	0	6
2	Larry Hughes II		15:34	2-5	2-5	0-0	0	3	3	4	1	6	1	0	0	0	0	8
4	Amari McCottry		06:46	0-2	0-0	0-0	0	1	1	1	0	0	2	0	0	0	0	1
14	Kilian Brockhoff		04:12	0-1	0-1	0-0	0	0	0	0	0	0	0	0	0	0	0	5
13	Josiah Dotzler		16:05	2-4	0-2	0-0	0	0	0	3	1	4	1	1	0	0	0	0
Team							4	4	8			0		2				
Totals				27-61	11-29	12-19	12	29	41	16	17	77	13	12	3	1	6	6

Technical Fouls::NONE

Shooting By Period		
1st FG%	16-33	48.5%
3PT%	7-14	50.0%
FT%	3-7	42.9%
2nd FG%	11-28	39.3%
3PT%	4-15	26.7%
FT%	9-12	75%
GM FG%	27-61	44.3%
3PT%	11-29	37.9%
FT%	12-19	63.2%

Dead Ball Rebounds: 1, 1

	LMU	SLU
Biggest lead	2 (1st 19:36)	18 (2nd 18:48)
Best Scoring Run	7(1st 3:38)	12(1st 0:47)
Lead Changes	1	
Times Tied	0	
Time with Lead	00:16	39:20

Points from	LMU	SLU
Turnovers	11	7
Paint	22	30
Second Chance	13	9
Fast Breaks	12	2
Bench	11	10

Period by Period Scoring	1st	2nd	TOT
LMU	30	41	71
SLU	42	35	77

NORTH DAKOTA 77, LMU 73
GAME #4: NOV. 22, 2024 • GERSTEN PAVILION • LOS ANGELES, CA

Official Basketball Box Score - Final
North Dakota at LMU
11/22/24 Albert Gersten Pavilion, Los Angeles
2024-25 Men's Basketball

Game Time: 7:00 PM
Game Duration: 1:53
Attendance: 1,121

Officials: Darron George, Ray Natili, Martin Chicocki

North Dakota - 77 Record: 3-2

NO.	Name		Min	FG M-A	3P M-A	FT M-A	Rebounds OR	DR	TOT	Fouls PF	FD	TP	AS	TO	ST	Blocks BS	BA	+/-
4	Dariyus Woodson	F	31:28	5-9	2-6	0-3	1	2	3	3	3	12	0	2	0	0	0	10
9	Amar Kuljuhovic	C	25:01	3-9	0-2	1-1	3	5	8	2	1	7	4	2	1	2	2	6
2	Eli King	G	27:13	3-6	1-1	3-4	1	6	7	4	5	10	0	1	2	0	0	3
3	Mier Panoam	G	22:26	6-12	1-3	3-3	2	5	7	2	1	16	2	0	0	2	2	5
52	Treysen Eaglestaff	G	34:29	9-18	3-5	2-2	1	4	5	2	3	23	1	4	0	0	0	0
11	Reggie Thomas		17:43	0-1	0-0	0-0	1	0	1	1	1	0	1	0	1	0	1	-3
13	George Natsvishvili		08:33	0-3	0-2	0-0	0	2	2	1	1	0	0	0	0	0	1	-6
34	Brian Mathews		14:51	3-6	0-0	0-0	3	2	5	1	0	6	4	2	0	0	0	0
21	Mambourou Mara		12:47	1-3	0-0	1-2	0	3	3	1	1	3	0	0	0	0	1	1
1	Zach Kraft		05:31	0-0	0-0	0-0	0	0	0	0	1	0	1	0	0	0	0	4
Team							2	0	2			0		0				
Totals				30-67	7-19	10-15	14	29	43	17	17	77	13	11	4	5	7	4

Technical Fouls::NONE

Shooting By Period		
1st FG%	15-33	45.5%
3PT%	3-9	33.3%
FT%	3-5	60%
2nd FG%	15-34	44.1%
3PT%	4-10	40.0%
FT%	7-10	70%
GM FG%	30-67	44.8%
3PT%	7-19	36.8%
FT%	10-15	66.7%

Dead Ball Rebounds: 2, 2

LMU - 73 Record: 1-3

NO.	Name		Min	FG M-A	3P M-A	FT M-A	Rebounds OR	DR	TOT	Fouls PF	FD	TP	AS	TO	ST	Blocks BS	BA	+/-
14	Jevon Porter	F	21:34	4-12	2-6	2-3	4	5	9	5	4	12	1	1	1	2	1	-6
23	Alex Merkviladze	F	33:49	6-12	1-4	3-3	2	6	8	3	3	16	4	1	2	1	0	-4
4	Will Johnston	G	35:17	4-13	3-11	4-4	1	1	2	3	3	15	4	0	1	0	0	-3
5	Myron Amey Jr.	G	17:27	0-4	0-2	0-0	2	1	3	1	0	0	0	0	1	0	1	3
25	Caleb Stone-Carrawell	G	34:07	6-16	1-7	4-5	0	2	2	0	3	17	0	1	1	0	1	-1
7	Jan Vide		24:02	5-10	1-1	2-3	0	2	2	2	2	13	3	1	0	0	2	-7
16	Aaron McBride		08:15	0-1	0-0	0-0	1	1	2	2	0	0	1	0	1	0	0	-3
22	Rick Issanza		04:55	0-1	0-0	0-2	1	0	1	0	1	0	0	0	0	0	2	0
21	Matar Diop		15:31	0-0	0-0	0-0	0	6	6	1	0	0	0	2	0	2	0	1
10	Lamaj Lewis		05:05	0-2	0-0	0-2	3	1	4	0	1	0	0	0	0	0	0	-1
Team							0	1	1			0		0				
Totals				25-71	8-31	15-22	14	26	40	17	17	73	13	6	7	7	5	-4

Technical Fouls::NONE

Shooting By Period		
1st FG%	12-36	33.3%
3PT%	4-15	26.7%
FT%	4-7	57.1%
2nd FG%	13-35	37.1%
3PT%	4-16	25.0%
FT%	11-15	73.3%
GM FG%	25-71	35.2%
3PT%	8-31	25.8%
FT%	15-22	68.2%

Dead Ball Rebounds: 8, 0

	ND	LMU
Biggest lead	9 (2nd 2:08)	4 (2nd 12:32)
Best Scoring Run	10(2nd 2:08)	7(2nd 14:09)
Lead Changes	8	
Times Tied	6	
Time with Lead	26:17	07:51

Points from	ND	LMU
Turnovers	13	16
Paint	32	28
Second Chance	13	13
Fast Breaks	2	9
Bench	9	13

Period by Period Scoring	1st	2nd	TOT
ND	36	41	77
LMU	32	41	73

2024-25 BOX SCORES

CANCUN CHALLENGE: LMU 77, BELMONT 63
GAME #5: NOV. 26, 2024 • HARD ROCK HOTEL • CANCUN, MEXICO

Official Basketball Box Score - Final
LMU (CA) at Belmont
11/26/24 Hard Rock Riviera Maya, Cancún
2024-25 Men's Basketball

Game Time: 8:30 PM
Game Duration: 1:46
Attendance: 417

Officials: Steve McJunkins, Chad Shepherd, Mike Kashirsky

LMU (CA) - 77 Record: 2-3

NO.	Name		Min	FG M-A	3P M-A	FT M-A	Rebounds OR	DR	TOT	Fouls PF	FD	TP	AS	TO	ST	Blocks BS	BA	+/-
14	Jevon Porter	F	32:59	7-14	2-8	0-0	1	11	12	3	0	16	4	1	0	3	0	11
16	Aaron McBride	F	22:45	0-0	0-0	1-2	2	4	6	1	1	1	2	0	1	0	0	12
23	Alex Merkviladze	F	33:55	5-10	1-3	0-0	2	2	4	3	1	11	0	1	0	0	0	12
4	Will Johnston	G	31:22	8-15	4-9	2-4	0	4	4	2	4	22	1	0	3	0	1	17
25	Caleb Stone-Carrawell	G	25:36	3-9	1-3	2-6	0	6	6	1	5	9	2	2	0	1	1	20
7	Jan Vide		15:59	2-5	0-0	0-0	0	1	1	2	2	4	2	1	2	1	0	-2
21	Matar Diop		12:32	1-2	0-0	0-0	3	1	4	2	1	2	2	1	0	0	0	1
5	Myron Amey Jr.		17:34	3-11	2-5	0-0	1	1	2	1	0	8	0	1	1	0	0	0
10	Lamaj Lewis		07:18	2-4	0-0	0-0	1	1	2	0	0	4	0	0	1	0	1	-1
Team							1	2	3			0		0				
Totals			31-70	10-28	5-12		11	33	44	15	14	77	13	7	8	5	3	14

Technical Fouls::NONE

Shooting By Period		
1st FG%	14-34	41.2%
3PT%	6-14	42.9%
FT%	2-4	50%
2nd FG%	17-36	47.2%
3PT%	4-14	28.6%
FT%	3-8	37.5%
GM FG%	31-70	44.3%
3PT%	10-28	35.7%
FT%	5-12	41.7%

Dead Ball Rebounds: 2, 1

Belmont - 63 Record: 4-2

NO.	Name		Min	FG M-A	3P M-A	FT M-A	Rebounds OR	DR	TOT	Fouls PF	FD	TP	AS	TO	ST	Blocks BS	BA	+/-
14	Sam Orme	F	27:37	2-6	1-4	0-0	0	8	8	2	0	5	1	1	0	1	0	-15
21	Brigham Rogers	F	20:48	2-4	0-0	0-1	1	3	4	2	2	4	2	2	0	0	1	-5
1	Brody Peebles	G	24:47	4-12	2-6	1-2	1	0	1	0	2	11	0	0	1	0	1	-9
2	Carter Whitt	G	24:40	1-7	0-1	0-0	1	4	5	3	0	2	1	4	0	0	1	-11
7	Isaiah Walker	G	36:43	3-6	0-2	4-4	3	6	9	3	4	10	4	1	0	0	0	-12
3	Jonathan Pierre		23:21	6-11	3-5	2-3	0	4	4	3	5	17	4	1	0	0	0	-9
8	Tyler Lundblade		21:34	3-9	3-9	0-0	0	1	1	1	0	9	0	1	0	0	0	-1
11	Drew Scharnowski		09:35	2-4	0-0	1-1	1	1	2	0	2	5	0	2	0	2	1	-6
0	Win Miller		01:41	0-0	0-0	0-0	0	0	0	0	0	0	0	1	0	0	0	1
4	Aidan Noyes		09:16	0-4	0-2	0-0	0	2	2	0	0	0	1	0	1	0	1	-3
Team							1	4	5			0		1				
Totals			23-63	9-29	8-11		8	33	41	14	15	63	13	14	2	3	5	-14

Technical Fouls::NONE

Shooting By Period		
1st FG%	10-29	34.5%
3PT%	3-11	27.3%
FT%	2-2	100%
2nd FG%	13-34	38.2%
3PT%	6-18	33.3%
FT%	6-9	66.7%
GM FG%	23-63	36.5%
3PT%	9-29	31.0%
FT%	8-11	72.7%

Dead Ball Rebounds: 1, 0

	LMU	BEL
Biggest lead	24 (2nd 9:52)	3 (1st 13:33)
Best Scoring Run	10(1st 7:19)	8(1st 13:33)
Lead Changes	3	
Times Tied	2	
Time with Lead	34:59	02:31

Points from	LMU	BEL
Turnovers	15	2
Paint	38	22
Second Chance	14	9
Fast Breaks	10	11
Bench	18	31

Period by Period Scoring	1st	2nd	TOT
LMU	36	41	77
BEL	25	38	63

CANCUN CHALLENGE: LMU 73, WYOMING 70
GAME #6: NOV. 27, 2024 • HARD ROCK HOTEL • CANCUN, MEXICO

Official Basketball Box Score - Final
Wyoming at LMU (CA)
11/27/24 Hard Rock Cancun, Cancún
2024-25 Men's Basketball

Game Time: 8:30 PM
Game Duration: 1:55
Attendance: 853

Officials: Bill Ek, John Floyd, Steve McJunkins

Wyoming - 70 Record: 5-2

NO.	Name		Min	FG M-A	3P M-A	FT M-A	Rebounds OR	DR	TOT	Fouls PF	FD	TP	AS	TO	ST	Blocks BS	BA	+/-
8	Cole Henry	F	19:45	5-8	0-0	2-2	1	2	3	0	3	12	0	1	1	1	0	-3
9	Abou Magassa	F	21:33	1-2	0-0	0-0	3	2	5	2	1	2	0	0	1	0	0	-4
2	Kobe Newton	G	34:59	4-10	1-6	0-0	0	3	3	1	0	9	2	0	0	0	0	6
5	Obi Agbim	G	37:50	8-15	3-4	4-4	1	3	4	3	2	23	5	4	0	0	1	-1
16	Jordan Nesbitt	G	35:38	2-10	1-2	5-6	2	8	10	0	3	10	0	1	1	0	2	3
3	A.J. Wills		06:32	0-1	0-0	0-0	0	0	0	0	0	0	0	0	1	0	1	-8
15	Oleg Kojenets		02:10	0-0	0-0	0-0	0	0	0	0	0	0	0	0	0	0	0	-2
25	Touko Tainamo		23:48	4-13	0-3	0-1	1	3	4	1	1	8	1	0	1	0	2	-5
11	Dontaie Allen		05:01	0-1	0-1	0-0	0	2	2	0	0	0	0	0	0	1	0	-9
12	Scottie Ebube		12:44	3-3	0-0	0-1	2	1	3	3	2	6	0	2	0	1	0	8
Team							2	1	3			0		0				
Totals			27-63	5-16	11-14		12	25	37	10	12	70	8	9	4	3	6	-3

Technical Fouls::NONE

Shooting By Period		
1st FG%	10-33	30.3%
3PT%	2-10	20.0%
FT%	5-6	83.3%
2nd FG%	17-30	56.7%
3PT%	3-6	50.0%
FT%	6-8	75%
GM FG%	27-63	42.9%
3PT%	5-16	31.3%
FT%	11-14	78.6%

Dead Ball Rebounds: 1, 0

LMU (CA) - 73 Record: 3-3

NO.	Name		Min	FG M-A	3P M-A	FT M-A	Rebounds OR	DR	TOT	Fouls PF	FD	TP	AS	TO	ST	Blocks BS	BA	+/-
14	Jevon Porter	F	33:60	11-18	6-12	1-2	0	7	7	3	5	29	1	3	0	4	1	1
16	Aaron McBride	F	23:12	3-3	0-0	0-0	1	6	7	3	0	6	1	1	1	1	0	8
23	Alex Merkviladze	F	24:26	1-5	0-4	2-2	1	3	4	1	1	4	4	2	0	0	0	-17
4	Will Johnston	G	28:49	3-9	1-5	4-4	0	1	1	1	2	11	5	2	2	0	0	-6
25	Caleb Stone-Carrawell	G	31:50	8-10	1-1	0-1	1	2	3	1	1	17	1	2	0	0	1	7
5	Myron Amey Jr.		22:10	1-5	0-2	2-2	0	3	3	0	1	4	0	0	3	0	0	11
7	Jan Vide		14:47	1-6	0-1	0-0	0	1	1	2	0	2	1	0	1	0	1	12
21	Matar Diop		13:32	0-1	0-0	0-0	0	2	2	1	0	0	1	0	1	1	0	-1
10	Lamaj Lewis		07:14	0-0	0-0	0-0	1	1	2	0	0	0	0	0	0	0	0	0
Team							2	0	2			0		0				
Totals			28-57	8-25	9-11		6	26	32	12	10	73	14	10	8	6	3	3

Technical Fouls::NONE

Shooting By Period		
1st FG%	16-30	53.3%
3PT%	6-13	46.2%
FT%	2-2	100%
2nd FG%	12-27	44.4%
3PT%	2-12	16.7%
FT%	7-9	77.8%
GM FG%	28-57	49.1%
3PT%	8-25	32.0%
FT%	9-11	81.8%

Dead Ball Rebounds: 0, 0

	WYO	LMU
Biggest lead	10 (2nd 5:47)	16 (1st 5:22)
Best Scoring Run	8(2nd 15:37)	10(2nd 3:19)
Lead Changes	7	
Times Tied	3	
Time with Lead	12:13	26:37

Points from	WYO	LMU
Turnovers	12	10
Paint	34	34
Second Chance	8	9
Fast Breaks	3	18
Bench	14	6

Period by Period Scoring	1st	2nd	TOT
WYO	27	43	70
LMU	40	33	73

COLORADO STATE 83, LMU 54
GAME #7: DEC. 4, 2024 • MOBY ARENA • FORT COLLINS, CO

Official Basketball Box Score - Final
LMU (CA) at Colorado St.
12/04/24 Moby Arena, Fort Collins
2024-25 Men's Basketball

Game Time: 7:00 PM
Game Duration: 1:43
Attendance: 4,247

Officials: Thomas Nunez, Crystal Hogan, Deldre Carr

LMU (CA) - 54 Record: 3-4

NO.	Name		Min	FG M-A	3P M-A	FT M-A	Rebounds OR	DR	TOT	Fouls PF	FD	TP	AS	TO	ST	Blocks BS	BA	+/-
14	Jevon Porter	F	21:37	1-10	0-4	2-2	0	1	1	1	1	4	0	3	0	0	0	-17
16	Aaron McBride	F	21:22	0-0	0-0	1-2	3	3	6	1	1	1	0	1	0	0	0	-11
23	Alex Merkviladze	F	30:07	3-8	1-4	0-0	0	7	7	3	0	7	2	0	1	1	0	-13
4	Will Johnston	G	23:58	3-9	2-5	4-4	0	2	2	2	3	12	1	1	1	0	0	-8
25	Caleb Stone-Carrawell	G	24:23	4-10	1-5	0-0	0	2	2	0	1	9	2	1	0	1	0	-18
7	Jan Vide		18:48	4-6	0-0	1-2	1	2	3	1	1	9	1	2	0	1	0	-18
22	Rick Issanza		07:05	0-1	0-0	0-0	0	0	0	0	0	0	0	1	0	0	0	-10
5	Myron Amey Jr.		25:38	3-8	0-3	4-6	1	4	5	0	6	10	0	1	1	0	0	-25
21	Matar Diop		11:33	0-2	0-0	0-0	0	2	2	1	0	0	0	0	0	0	1	-8
10	Lamaj Lewis		11:57	1-2	0-0	0-0	0	0	0	5	0	2	0	0	2	0	0	-15
8	Jovan Ristic		02:20	0-0	0-0	0-0	0	1	1	0	0	0	0	0	0	0	0	0
41	Kevin Carney		01:12	0-0	0-0	0-0	0	0	0	0	0	0	0	0	0	0	0	-2
Team							0	2	2			0		0				
Totals			19-56	4-21	12-16		5	26	31	14	13	54	6	10	5	3	1	-29

Technical Fouls::NONE

Shooting By Period		
1st FG%	8-24	33.3%
3PT%	2-8	25.0%
FT%	2-6	33.3%
2nd FG%	11-32	34.4%
3PT%	2-13	15.4%
FT%	10-10	100%
GM FG%	19-56	33.9%
3PT%	4-21	19.0%
FT%	12-16	75.0%

Dead Ball Rebounds: 2, 0

Colorado St. - 83 Record: 5-3

NO.	Name		Min	FG M-A	3P M-A	FT M-A	Rebounds OR	DR	TOT	Fouls PF	FD	TP	AS	TO	ST	Blocks BS	BA	+/-
8	Jaylen Crocker-Johnson	F	20:15	3-7	1-4	1-1	0	1	1	0	3	8	0	1	0	0	1	8
0	Kyan Evans	G	23:12	4-7	4-5	2-2	0	2	2	0	2	14	0	1	0	0	1	17
10	Nique Clifford	G	31:30	6-13	2-7	5-5	3	14	17	1	6	19	6	2	0	0	0	28
15	Jalen Lake	G	29:37	5-13	4-10	0-0	2	4	6	3	0	14	4	2	0	0	0	14
21	Rashaan Mbemba	G	17:52	2-6	0-1	0-0	0	1	1	2	0	4	2	0	2	0	0	15
11	Keshawn Williams		15:11	4-7	1-2	0-0	0	1	1	3	0	9	0	1	0	0	1	16
25	Ethan Morton		17:48	1-2	0-0	1-2	4	2	6	2	1	3	0	0	2	0	0	16
35	Kyle Jorgensen		19:48	2-6	1-4	0-0	0	4	4	0	1	5	0	1	0	1	0	14
13	Bowen Born		16:48	2-4	1-2	0-0	1	1	2	1	1	5	2	0	1	0	0	12
44	Jaden Steppe		03:19	0-0	0-0	0-0	0	0	0	0	0	0	0	0	1	0	0	5
14	Luke Murphy		02:20	0-1	0-1	0-0	0	0	0	1	0	0	0	0	0	0	0	0
23	Nikola Djapa		02:20	1-1	0-0	0-0	0	1	1	0	0	2	0	0	0	0	0	0
Team							1	3	4			0		0				
Totals			30-67	14-36	9-10		11	34	45	13	14	83	14	8	6	1	3	29

Technical Fouls::NONE

Shooting By Period		
1st FG%	17-37	45.9%
3PT%	11-25	44.0%
FT%	1-1	100%
2nd FG%	13-30	43.3%
3PT%	3-11	27.3%
FT%	8-9	88.9%
GM FG%	30-67	44.8%
3PT%	14-36	38.9%
FT%	9-10	90.0%

Dead Ball Rebounds: 1, 0

	LMU	CSU
Biggest lead	0 (1st 20:00)	29 (2nd 2:23)
Best Scoring Run	5(1st 1:21)	14(1st 2:19)
Lead Changes	0	
Times Tied	1	
Time with Lead	00:00	36:53

Points from	LMU	CSU
Turnovers	9	11
Paint	14	24
Second Chance	6	17
Fast Breaks	16	5
Bench	21	24

Period by Period Scoring	1st	2nd	TOT
LMU	20	34	54
CSU	46	37	83

LMU 68, NEVADA 64
GAME #8: DEC. 7, 2024 • GERSTEN PAVILION • LOS ANGELES, CA

Official Basketball Box Score - Final
Nevada at LMU
12/07/24 Albert Gersten Pavilion, Los Angeles
2024-25 Men's Basketball

Game Time: 6:00 PM
Game Duration: 2:07
Attendance: 1,370

Officials: Glen Mayberry, Matthew Rukasin, Wilson Holland

Nevada - 64 Record: 6-3

NO.	Name		Min	FG M-A	3P M-A	FT M-A	Rebounds OR	DR	TOT	Fouls PF	FD	TP	AS	TO	ST	Blocks BS	BA	+/-
4	Tre Coleman	F	32:13	1-9	0-5	2-2	1	7	8	2	1	4	1	2	0	0	0	-17
7	Brandon Love	F	15:39	4-4	0-0	5-6	0	1	1	2	4	13	0	1	0	0	0	-10
11	Nick Davidson	F	30:14	1-12	0-4	3-4	2	2	4	3	4	5	1	0	0	0	2	-18
8	Kobe Sanders	G	31:58	4-12	1-3	4-4	2	5	7	3	4	13	4	1	2	0	0	-7
53	Xavier DuSell	G	14:23	1-5	1-3	0-0	0	0	0	1	0	3	1	0	1	0	0	-19
20	Daniel Foster		19:00	0-3	0-1	0-0	2	2	4	2	0	0	0	0	0	0	0	11
42	K.J. Hymes		18:33	4-7	0-0	2-4	4	2	6	1	6	10	0	0	1	1	1	11
3	Tyler Rolison		22:57	3-4	1-1	1-1	0	2	2	4	0	8	2	1	1	0	1	16
21	Justin McBride		13:57	3-4	2-3	0-0	0	1	1	0	0	8	0	0	0	0	0	13
0	Chuck Bailey III		01:06	0-0	0-0	0-0	0	0	0	2	0	0	0	0	0	0	0	0
Team							3	1	4			0		1				
Totals			21-60	5-20	17-21		14	23	37	21	19	64	9	6	5	1	4	-4

Technical Fouls: Love 1st13:15Coach :1st2:47

Shooting By Period		
1st FG%	9-35	25.7%
3PT%	2-12	16.7%
FT%	5-9	55.6%
2nd FG%	12-25	48.0%
3PT%	3-8	37.5%
FT%	12-12	100%
GM FG%	21-60	35.0%
3PT%	5-20	25.0%
FT%	17-21	81.0%

Dead Ball Rebounds: 4, 0

LMU - 68 Record: 4-4

NO.	Name		Min	FG M-A	3P M-A	FT M-A	Rebounds OR	DR	TOT	Fouls PF	FD	TP	AS	TO	ST	Blocks BS	BA	+/-
14	Jevon Porter	F	32:01	4-8	1-3	3-4	4	4	8	2	5	12	1	1	0	3	0	-4
16	Aaron McBride	F	13:49	1-1	0-0	0-0	1	0	1	5	0	2	1	0	1	0	0	8
23	Alex Merkviladze	F	36:11	6-13	5-11	2-2	0	6	6	4	3	19	1	1	0	0	0	6
4	Will Johnston	G	35:04	3-14	2-11	6-7	1	2	3	1	4	14	3	1	1	0	1	9
25	Caleb Stone-Carrawell	G	27:57	5-10	3-5	2-4	1	1	2	2	1	15	1	2	1	0	0	1
7	Jan Vide		19:05	1-1	0-0	1-2	0	1	1	2	3	3	4	2	0	0	0	6
22	Rick Issanza		18:47	1-1	0-0	0-0	1	6	7	2	2	2	1	2	0	1	0	6
5	Myron Amey Jr.		07:51	0-2	0-1	0-0	0	0	0	0	0	0	1	1	0	0	0	-12
10	Lamaj Lewis		05:54	0-0	0-0	0-0	0	1	1	0	0	0	0	0	0	0	0	-4
21	Matar Diop		03:21	0-0	0-0	1-2	1	1	2	2	1	1	0	1	0	0	0	4
Team							1	2	3			0		1				
Totals			21-50	11-31	15-21		10	24	34	20	19	68	13	12	3	4	1	4

Technical Fouls: Johnston 1st13:15Bench 2nd15:07

Shooting By Period		
1st FG%	11-28	39.3%
3PT%	8-18	44.4%
FT%	5-8	62.5%
2nd FG%	10-22	45.5%
3PT%	3-13	23.1%
FT%	10-13	76.9%
GM FG%	21-50	42.0%
3PT%	11-31	35.5%
FT%	15-21	71.4%

Dead Ball Rebounds: 2, 1

	NEV	LMU
Biggest lead	2 (1st 19:49)	19 (2nd 17:15)
Best Scoring Run	9(2nd 8:10)	12(2nd 18:15)
Lead Changes	5	
Times Tied	5	
Time with Lead	02:07	34:53

Points from	NEV	LMU
Turnovers	8	7
Paint	20	18
Second Chance	9	11
Fast Breaks	9	4
Bench	26	6

Period by Period Scoring	1st	2nd	TOT
NEV	25	39	64
LMU	35	33	68

2024-25 BOX SCORES

LMU 76, PRAIRIE VIEW A&M 75
GAME #9: DEC. 14, 2024 • GERSTEN PAVILION • LOS ANGELES, CA

Official Basketball Box Score - Final
Prairie View at LMU
12/14/24 Albert Gersten Pavilion, Los Angeles
2024-25 Men's Basketball

Game Time: 6:00 PM
Game Duration: 2:05
Attendance: 769

Officials: Mark Fulton, Martin Cichocki, Evan Singletary

Prairie View - 75 Record: 1-9

NO.	Name		Min	FG M-A	3P M-A	FT M-A	Rebounds OR	DR	TOT	Fouls PF	FD	TP	AS	TO	ST	Blocks BS	BA	+/-
24	Marcel Bryant	F	21:38	2-5	0-0	4-4	1	0	1	5	4	8	1	3	2	0	1	-2
34	Ryan Bolton Jr.	F	05:39	0-0	0-0	2-2	0	1	1	3	1	2	0	0	0	0	0	-4
3	John-Paul Ricks	G	29:41	2-2	0-0	1-2	0	4	4	3	1	5	3	0	1	0	0	17
11	Tanahj Pettway	G	31:19	6-14	1-5	5-6	0	5	5	3	4	18	5	0	0	0	1	-7
23	Nick Anderson	G	27:01	8-15	0-4	4-5	0	2	2	4	5	20	0	5	1	0	1	-6
13	Elijah Terry		25:51	0-0	0-0	0-0	0	3	3	2	2	0	2	0	1	0	0	0
1	Jordan Tillmon		13:23	3-8	1-3	2-2	1	0	1	2	2	9	0	0	1	0	2	-13
4	Braelon Bush		12:48	1-3	1-1	2-2	0	0	0	1	1	5	1	0	1	0	0	-1
12	Orlando Horton, Jr.		18:40	2-3	0-0	2-2	0	1	1	1	3	6	4	1	1	0	1	-2
6	Zaakir Sawyer		13:60	1-1	0-0	0-0	0	1	1	0	0	2	0	0	1	0	0	13
Team							1	0	1			0		1				
Totals				25-51	3-13	22-25	3	17	20	24	23	75	16	10	9	0	6	-1

Shooting By Period		
1st FG%	12-27	44.4%
3PT%	2-9	22.2%
FT%	6-8	75%
2nd FG%	13-24	54.2%
3PT%	1-4	25.0%
FT%	16-17	94.1%
GM FG%	25-51	49.0%
3PT%	3-13	23.1%
FT%	22-25	88.0%

Dead Ball Rebounds: 3, 1

Technical Fouls::NONE

LMU - 76 Record: 5-4

NO.	Name		Min	FG M-A	3P M-A	FT M-A	Rebounds OR	DR	TOT	Fouls PF	FD	TP	AS	TO	ST	Blocks BS	BA	+/-
14	Jevon Porter	F	36:13	2-11	1-6	6-10	5	7	12	5	6	11	9	4	0	0	0	5
16	Aaron McBride	F	31:51	6-8	0-0	0-0	4	1	5	1	1	12	1	2	1	2	0	2
23	Alex Merkviladze	F	32:34	3-8	2-5	0-0	0	8	8	4	1	8	2	1	1	0	0	5
4	Will Johnston	G	36:40	6-10	4-7	7-7	0	3	3	4	7	23	3	3	0	1	0	4
25	Caleb Stone-Carrawell	G	29:30	6-12	1-4	4-5	0	2	2	2	4	17	3	3	0	0	0	-7
7	Jan Vide		16:14	0-0	0-0	0-0	0	0	0	2	2	0	0	2	0	1	0	-1
22	Rick Issanza		04:14	1-1	0-0	0-0	0	0	0	4	0	2	0	3	0	1	0	2
5	Myron Amey Jr.		08:12	0-1	0-0	0-1	0	1	1	1	2	0	1	0	2	1	0	-4
10	Lamaj Lewis		03:33	1-1	0-0	0-0	1	0	1	0	0	2	0	0	0	0	0	3
21	Matar Diop		00:58	0-0	0-0	1-2	1	0	1	0	1	1	0	0	0	0	0	-4
Team							0	1	1			0		0				
Totals				25-52	8-22	18-25	11	23	34	23	24	76	19	18	4	6	0	1

Shooting By Period		
1st FG%	12-28	42.9%
3PT%	3-11	27.3%
FT%	5-9	55.6%
2nd FG%	13-24	54.2%
3PT%	5-11	45.5%
FT%	13-16	81.3%
GM FG%	25-52	48.1%
3PT%	8-22	36.4%
FT%	18-25	72.0%

Dead Ball Rebounds: 5, 0

Technical Fouls::NONE

	PVAMU	LMU
Biggest lead	3 (2nd 0:36)	11 (1st 9:58)
Best Scoring Run	8(2nd 8:07)	9(1st 9:58)
Lead Changes	10	
Times Tied	12	
Time with Lead	03:15	32:30

Points from	PVAMU	LMU
Turnovers	25	12
Paint	36	34
Second Chance	4	10
Fast Breaks	13	10
Bench	22	5

Period by Period Scoring	1st	2nd	TOT
PVAMU	32	43	75
LMU	32	44	76

LMU 60, UC SANTA BARBARA 58
GAME #10 DEC. 18, 2024 • GERSTEN PAVILION • LOS ANGELES, CA

Official Basketball Box Score - Final
UC Santa Barbara at LMU
12/18/24 Albert Gersten Pavilion, Los Angeles
2024-25 Men's Basketball

Game Time: 7:00 PM
Game Duration: 1:48
Attendance: 962

Officials: David Hall, Doran Gotschall, Michael Mojica

UC Santa Barbara - 58 Record: 7-4

NO.	Name		Min	FG M-A	3P M-A	FT M-A	Rebounds OR	DR	TOT	Fouls PF	FD	TP	AS	TO	ST	Blocks BS	BA	+/-
7	Colin Smith	F	25:15	2-7	1-3	0-0	0	2	2	1	0	5	1	1	0	0	1	0
11	Kenny Pohto	F	33:58	6-11	0-0	0-0	2	6	8	0	1	12	1	1	1	0	0	4
4	Cole Anderson	G	22:37	2-4	2-2	0-0	1	3	4	1	0	6	0	1	2	0	1	2
10	Jason Fontenet II	G	36:16	5-11	0-1	2-2	0	5	5	3	4	12	4	2	3	0	0	4
30	Stephan Swenson	G	28:58	6-13	3-5	0-0	1	2	3	2	1	15	4	2	1	0	0	8
00	Koat Keat Tong		06:02	0-0	0-0	0-0	0	0	0	0	0	0	0	1	0	0	0	-6
2	Deuce Turner		20:07	3-6	0-0	0-0	0	2	2	1	1	6	0	2	1	0	1	-10
9	Max Murrell		13:59	0-2	0-2	0-0	0	2	2	0	0	0	0	1	0	0	0	0
1	Ben Shtolzberg		11:60	1-3	0-0	0-0	1	1	2	0	0	2	0	0	0	0	1	-10
24	Zion Sensley		00:45	0-0	0-0	0-0	0	1	1	0	0	0	0	1	0	0	0	0
23	Ariel Bland		00:03	0-0	0-0	0-0	0	0	0	0	0	0	0	0	0	0	0	-2
Team							1	0	1			0		2				
Totals				25-57	6-13	2-2	6	24	30	8	7	58	10	14	8	0	4	-2

Shooting By Period		
1st FG%	12-27	44.4%
3PT%	4-8	50.0%
FT%	2-2	100%
2nd FG%	13-30	43.3%
3PT%	2-5	40.0%
FT%	0-0	0%
GM FG%	25-57	43.9%
3PT%	6-13	46.2%
FT%	2-2	100.0%

Dead Ball Rebounds: 1, 0

Technical Fouls::NONE

LMU - 60 Record: 6-4

NO.	Name		Min	FG M-A	3P M-A	FT M-A	Rebounds OR	DR	TOT	Fouls PF	FD	TP	AS	TO	ST	Blocks BS	BA	+/-
14	Jevon Porter	F	29:02	3-9	1-3	1-1	0	4	4	0	3	8	1	5	0	1	0	-15
16	Aaron McBride	F	20:02	2-3	0-0	0-0	1	1	2	1	0	4	0	0	0	0	0	3
23	Alex Merkviladze	F	30:32	2-6	1-4	0-0	1	6	7	1	1	5	2	1	1	2	0	10
4	Will Johnston	G	32:21	3-15	1-9	0-0	1	2	3	1	1	7	5	1	1	0	0	4
25	Caleb Stone-Carrawell	G	30:14	6-9	1-1	2-3	0	0	0	2	3	15	2	3	0	0	0	-6
7	Jan Vide		19:45	4-6	0-0	0-0	0	4	4	1	0	8	2	2	1	1	0	-3
22	Rick Issanza		16:25	2-2	0-0	0-0	0	6	6	0	0	4	0	0	0	0	0	-2
5	Myron Amey Jr.		17:49	4-5	1-2	0-0	1	1	2	2	0	9	1	2	3	0	0	18
10	Lamaj Lewis		03:50	0-0	0-0	0-0	0	0	0	0	0	0	0	0	0	0	0	1
Team							1	1	2			0		1				
Totals				26-55	5-19	3-4	5	25	30	8	8	60	13	15	6	4	0	2

Shooting By Period		
1st FG%	14-29	48.3%
3PT%	3-9	33.3%
FT%	2-3	66.7%
2nd FG%	12-26	46.2%
3PT%	2-10	20.0%
FT%	1-1	100%
GM FG%	26-55	47.3%
3PT%	5-19	26.3%
FT%	3-4	75.0%

Dead Ball Rebounds: 1, 0

Technical Fouls: Stone-Carrawell 1st1:08

	USCB	LMU
Biggest lead	12 (1st 13:29)	4 (2nd 5:50)
Best Scoring Run	12(1st 13:29)	8(1st 11:35)
Lead Changes	9	
Times Tied	6	
Time with Lead	27:39	07:55

Points from	USCB	LMU
Turnovers	17	15
Paint	26	36
Second Chance	4	7
Fast Breaks	0	8
Bench	8	21

Period by Period Scoring	1st	2nd	TOT
USCB	30	28	58
LMU	33	27	60

LMU 89, SOUTHERN 73
GAME #11 DEC. 20, 2024 • GERSTEN PAVILION • LOS ANGELES, CA

Official Basketball Box Score - Final
Southern U. at LMU
12/20/24 Albert Gersten Pavilion, Los Angeles
2024-25 Men's Basketball

Game Time: 7:00 PM
Game Duration: 1:56
Attendance: 789

Officials: Tony Padilla, Chance Moore, Ray Ames

Southern U. - 73 Record: 5-6

NO.	Name		Min	FG M-A	3P M-A	FT M-A	Rebounds OR	DR	TOT	Fouls PF	FD	TP	AS	TO	ST	Blocks BS	BA	+/-
0	Brentay Noel	F	08:18	0-0	0-0	1-2	0	0	0	2	1	1	1	1	1	0	0	-26
2	Joe Manning	G	11:56	1-5	0-2	4-5	0	0	0	0	4	6	0	1	0	0	1	-28
4	Derrick Tezeno	G	18:38	3-6	0-1	0-1	3	2	5	1	2	6	0	0	0	0	0	-24
9	Andre Nunley	G	17:10	0-3	0-2	2-2	1	1	2	2	2	2	0	0	0	0	0	5
11	Jordan Johnson	G	17:34	2-7	0-5	0-0	1	2	3	0	0	4	1	0	0	0	0	-24
1	DaMariee Jones		23:02	2-3	0-0	0-1	2	1	3	1	1	4	1	0	1	0	0	8
3	Cam Amboree		12:12	4-7	0-1	0-0	0	0	0	0	0	8	1	3	0	0	0	5
8	Dionjahe Thomas		08:24	0-0	0-0	1-2	1	0	1	2	1	1	1	0	0	0	0	-1
10	Michael Jacobs		32:22	6-15	1-1	3-5	0	4	4	1	3	16	4	1	1	0	3	4
24	PJ Dobuol		27:41	6-13	1-6	6-6	4	6	10	2	3	19	1	1	1	1	0	-10
12	AJ Barnes		16:09	1-7	0-2	1-2	2	3	5	4	1	3	1	1	2	0	1	3
5	Jayce Depron		06:34	1-2	1-1	0-0	1	1	2	0	0	3	0	0	0	0	0	8
Team							4	1	5			0		0				
Totals				26-68	3-21	18-26	19	21	40	15	18	73	11	8	6	1	5	-16

Shooting By Period		
1st FG%	9-29	31.0%
3PT%	0-9	0.0%
FT%	10-14	71.4%
2nd FG%	17-39	43.6%
3PT%	3-12	25.0%
FT%	8-12	66.7%
GM FG%	26-68	38.2%
3PT%	3-21	14.3%
FT%	18-26	69.2%

Dead Ball Rebounds: 4, 0

Technical Fouls: Noel 1st11:13

LMU - 89 Record: 7-4

NO.	Name		Min	FG M-A	3P M-A	FT M-A	Rebounds OR	DR	TOT	Fouls PF	FD	TP	AS	TO	ST	Blocks BS	BA	+/-
14	Jevon Porter	F	23:08	5-11	3-5	1-2	4	4	8	3	2	14	2	0	1	1	0	22
16	Aaron McBride	F	17:14	1-1	0-0	0-0	2	1	3	2	0	2	4	0	1	2	0	29
23	Alex Merkviladze	F	32:28	7-11	6-7	4-4	1	6	7	2	2	24	4	1	0	1	0	21
4	Will Johnston	G	18:37	2-5	2-4	0-0	0	2	2	1	0	6	5	1	0	0	1	33
25	Caleb Stone-Carrawell	G	21:23	3-8	3-6	3-4	0	2	2	0	2	12	2	1	1	0	0	29
7	Jan Vide		23:44	3-7	0-0	1-2	2	1	3	4	1	7	2	5	1	1	0	-19
22	Rick Issanza		09:12	1-1	0-0	0-0	1	2	3	2	1	2	0	0	0	0	0	0
5	Myron Amey Jr.		24:34	5-12	2-6	1-2	0	3	3	3	1	13	2	2	1	0	0	-7
10	Lamaj Lewis		13:45	1-1	0-0	0-0	1	1	2	0	1	2	1	0	0	0	0	-12
21	Matar Diop		13:34	2-3	0-0	3-6	2	2	4	1	4	7	0	1	0	0	0	-13
8	Jovan Ristic		02:21	0-0	0-0	0-0	0	1	1	0	0	0	0	0	0	0	0	-3
Team							0	2	2			0		1				
Totals				30-60	16-28	13-20	13	27	40	18	14	89	22	12	5	5	1	16

Shooting By Period		
1st FG%	17-31	54.8%
3PT%	11-18	61.1%
FT%	8-10	80%
2nd FG%	13-29	44.8%
3PT%	5-10	50.0%
FT%	5-10	50%
GM FG%	30-60	50.0%
3PT%	16-28	57.1%
FT%	13-20	65.0%

Dead Ball Rebounds: 3, 0

Technical Fouls::NONE

	SU	LMU
Biggest lead	0 (1st 20:00)	33 (2nd 15:57)
Best Scoring Run	6(2nd 7:12)	14(1st 16:19)
Lead Changes	0	
Times Tied	0	
Time with Lead	00:00	39:45

Points from	SU	LMU
Turnovers	15	6
Paint	42	28
Second Chance	21	15
Fast Breaks	8	4
Bench	54	31

Period by Period Scoring	1st	2nd	TOT
SU	28	45	73
LMU	53	36	89

LMU 85, NORTH ALABAMA 69
GAME #12 DEC. 22, 2024 • GERSTEN PAVILION • LOS ANGELES, CA

Official Basketball Box Score - Final
North Ala. at LMU
12/22/24 Albert Gersten Pavilion, Los Angeles
2024-25 Men's Basketball

Game Time: 4:00 PM
Game Duration: 1:47
Attendance: 818

Officials: Gregory Nixon, Michael Scyphers, Frank Harvey III

North Ala. - 69 Record: 8-5

NO.	Name		Min	FG M-A	3P M-A	FT M-A	Rebounds OR	DR	TOT	Fouls PF	FD	TP	AS	TO	ST	Blocks BS	BA	+/-
3	Corneilous Williams	F	31:13	4-7	0-0	1-3	5	4	9	4	4	9	0	1	0	0	0	3
0	Will Soucie	G	18:30	1-7	0-4	0-0	2	4	6	4	0	2	1	1	0	0	0	0
2	Daniel Ortiz	G	28:24	4-12	3-9	2-2	0	0	0	0	1	13	0	0	2	0	0	-13
5	Jacari Lane	G	34:11	6-15	0-4	8-10	2	0	2	1	7	20	4	1	1	0	0	-4
9	Taye Fields	G	27:58	3-8	0-0	2-2	1	7	8	3	3	8	1	1	2	0	1	-22
1	Donte Bacchus		19:27	2-5	0-0	2-2	2	4	6	0	1	6	0	1	2	0	0	-17
4	Canin Jefferson		15:00	2-5	0-2	2-2	0	0	0	0	1	6	1	0	1	0	0	-12
21	Israel Jenrette		06:36	0-1	0-0	1-2	0	0	0	1	1	1	0	2	0	0	1	-17
25	DarKaun King		10:46	1-3	0-1	0-0	1	1	2	0	0	2	0	0	0	1	0	7
8	Kevin de Kovachich		05:44	0-0	0-0	2-2	0	1	1	1	1	2	1	0	0	0	0	-3
24	Mitchell Chaffee		02:11	0-1	0-0	0-0	0	0	0	0	0	0	0	0	0	0	1	-2
Team							0	1	1			0		0				
Totals				23-64	3-20	20-25	13	22	35	14	19	69	8	7	8	1	3	-16

Shooting By Period		
1st FG%	10-33	30.3%
3PT%	3-14	21.4%
FT%	8-10	80%
2nd FG%	13-31	41.9%
3PT%	0-6	0.0%
FT%	12-15	80%
GM FG%	23-64	35.9%
3PT%	3-20	15.0%
FT%	20-25	80.0%

Dead Ball Rebounds: 1, 0

Technical Fouls::NONE

LMU - 85 Record: 8-4

NO.	Name		Min	FG M-A	3P M-A	FT M-A	Rebounds OR	DR	TOT	Fouls PF	FD	TP	AS	TO	ST	Blocks BS	BA	+/-
14	Jevon Porter	F	36:17	5-12	1-6	3-3	3	6	9	3	7	14	8	3	0	1	0	11
16	Aaron McBride	F	11:22	0-0	0-0	0-0	1	1	2	4	0	0	2	1	0	2	0	11
23	Alex Merkviladze	F	32:32	4-9	2-6	0-1	1	11	12	2	1	10	3	2	0	0	0	10
4	Will Johnston	G	33:12	4-10	3-8	0-0	0	0	0	3	3	11	2	0	1	0	0	17
25	Caleb Stone-Carrawell	G	30:17	11-17	5-8	1-2	0	3	3	0	1	28	1	0	1	0	1	12
7	Jan Vide		09:20	2-4	0-0	0-0	0	1	1	4	0	4	2	1	0	0	0	4
22	Rick Issanza		13:24	2-3	0-0	0-0	1	1	2	0	0	4	0	2	0	0	0	6
5	Myron Amey Jr.		14:49	3-8	2-5	0-0	1	2	3	1	0	8	0	0	0	0	0	6
10	Lamaj Lewis		16:14	2-2	0-0	2-2	1	1	2	1	2	6	1	0	1	0	0	5
21	Matar Diop		02:33	0-0	0-0	0-0	1	1	2	1	0	0	1	0	0	0	0	-2
Team							1	4	5			0		0				
Totals				33-65	13-33	6-8	10	31	41	19	14	85	20	9	3	3	1	16

Shooting By Period		
1st FG%	16-34	47.1%
3PT%	6-18	33.3%
FT%	3-4	75%
2nd FG%	17-31	54.8%
3PT%	7-15	46.7%
FT%	3-4	75%
GM FG%	33-65	50.8%
3PT%	13-33	39.4%
FT%	6-8	75.0%

Dead Ball Rebounds: 2, 1

Technical Fouls::NONE

	UNA	LMU
Biggest lead	4 (1st 17:13)	18 (2nd 6:48)
Best Scoring Run	6(2nd 16:11)	8(2nd 19:18)
Lead Changes	3	
Times Tied	0	
Time with Lead	05:11	33:45

Points from	UNA	LMU
Turnovers	5	8
Paint	32	32
Second Chance	11	7
Fast Breaks	4	13
Bench	17	22

Period by Period Scoring	1st	2nd	TOT
UNA	31	38	69
LMU	41	44	85

2024-25 BOX SCORES

SAN FRANCISCO 70, LMU 55
GAME #13: DEC. 28, 2024 • SOBRATO CENTER • SAN FRANCISCO, CA

Official Basketball Box Score - Final
LMU (CA) at San Francisco
12/28/24 War Memorial at the Sobrato Center, San Francisco
2024-25 Men's Basketball

Game Time: 7:00 PM
Game Duration: 1:56
Attendance: 2,438

Officials: Tony Padilla, Jeff Campbell, Jeff Pon

LMU (CA) - 55 Record: 8-5 (0-1)

NO.	Name		Min	FG M-A	3P M-A	FT M-A	Rebounds OR	DR	TOT	Fouls PF	FD	TP	AS	TO	ST	Blocks BS	BA	+/-
14	Jevon Porter	F	37:47	7-16	0-6	8-10	2	2	4	2	8	22	2	1	0	0	0	-16
16	Aaron McBride	F	22:13	1-3	0-0	1-2	0	1	1	1	2	3	0	2	2	0	2	-2
23	Alex Merkviladze	F	25:42	4-7	1-4	0-0	0	6	6	2	1	9	0	2	0	0	0	-11
4	Will Johnston	G	21:22	0-6	0-2	2-2	0	4	4	2	1	2	3	1	1	0	0	-8
25	Caleb Stone-Carrawell	G	34:43	2-9	0-3	1-2	1	3	4	4	1	5	2	3	0	0	2	-6
7	Jan Vide		22:52	2-6	0-0	0-2	2	4	6	1	1	4	1	2	1	0	0	-10
22	Rick Issanza		12:13	0-0	0-0	0-2	0	5	5	1	1	0	0	1	0	0	0	-11
5	Myron Amey Jr.		18:37	3-7	2-4	2-2	1	3	4	2	1	10	0	0	0	0	1	-10
10	Lamaj Lewis		03:22	0-0	0-0	0-0	0	0	0	0	0	0	0	0	0	0	0	-3
21	Matar Diop		01:10	0-0	0-0	0-0	0	0	0	0	0	0	0	0	0	0	0	2
Team							2	0	2			0		1				
Totals				19-54	3-19	14-22	8	28	36	15	16	55	8	11	4	2	3	-15

Shooting By Period		
1st FG%	10-28	35.7%
3PT%	2-11	18.2%
FT%	3-7	42.9%
2nd FG%	9-26	34.6%
3PT%	1-8	12.5%
FT%	11-15	73.3%
GM FG%	19-54	35.2%
3PT%	3-19	15.8%
FT%	14-22	63.6%

Dead Ball Rebounds: 6, 0

Technical Fouls:: NONE

San Francisco - 70 Record: 11-3 (1-0)

NO.	Name		Min	FG M-A	3P M-A	FT M-A	Rebounds OR	DR	TOT	Fouls PF	FD	TP	AS	TO	ST	Blocks BS	BA	+/-
35	Junjie Wang	F	27:43	4-11	2-8	0-0	1	3	4	1	0	10	0	1	0	0	0	7
2	Carlton Linguard, Jr.	C	21:02	3-6	1-4	0-0	3	6	9	4	1	7	3	1	0	0	0	12
1	Malik Thomas	G	30:21	6-17	3-7	4-5	0	7	7	3	3	19	3	2	1	0	2	12
5	Tyrone Riley IV	G	33:52	2-7	0-3	2-4	4	3	7	1	3	6	2	1	0	1	0	16
55	Marcus Williams	G	30:03	6-12	4-8	0-0	0	3	3	3	1	16	3	2	1	1	0	6
0	Ryan Beasley		08:16	2-3	1-2	1-1	1	0	1	1	1	6	0	0	1	0	0	1
11	James O'Donnell		12:46	0-0	0-0	1-2	3	4	7	1	2	1	0	1	0	0	0	5
13	Robby Beasley		16:22	1-2	0-1	0-0	1	1	2	0	0	2	1	1	2	0	0	10
23	Jason Rivera-Torres		03:49	0-2	0-0	0-0	0	0	0	0	1	0	0	0	0	0	0	-3
14	Veniamin Abosi		15:46	0-3	0-1	3-4	0	1	1	2	3	3	2	0	0	1	0	9
Team							2	1	3			0		1				
Totals				24-63	11-34	11-16	15	29	44	16	15	70	14	10	5	3	2	15

Shooting By Period		
1st FG%	10-31	32.3%
3PT%	5-21	23.8%
FT%	6-9	66.7%
2nd FG%	14-32	43.8%
3PT%	6-13	46.2%
FT%	5-7	71.4%
GM FG%	24-63	38.1%
3PT%	11-34	32.4%
FT%	11-16	68.8%

Dead Ball Rebounds: 1, 0

Technical Fouls:: NONE

	LMU	USF
Biggest lead	5 (1st 11:06)	17 (2nd 1:13)
Best Scoring Run	8(2nd 16:18)	10(1st 2:39)
Lead Changes	8	
Times Tied	2	
Time with Lead	09:19	27:08

Points from	LMU	USF
Turnovers	8	17
Paint	26	20
Second Chance	10	11
Fast Breaks	5	3
Bench	14	12

Period by Period Scoring	1st	2nd	TOT
LMU	25	30	55
USF	31	39	70

WASHINGTON STATE 73, LMU 59
GAME #14: DEC. 30, 2024 • SPOKANE ARENA • SPOKANE, WA

Official Basketball Box Score - Final
LMU (CA) at Washington St.
12/30/24 Spokane Veterans Memorial Arena, Spokane, Wash.
2024-25 Men's Basketball

Game Time: 6:30 PM
Game Duration: 2:04
Attendance: 3,449

Officials: Randy McCall, Deron White, Rick Crawford

LMU (CA) - 59 Record: 8-6 (0-2)

NO.	Name		Min	FG M-A	3P M-A	FT M-A	Rebounds OR	DR	TOT	Fouls PF	FD	TP	AS	TO	ST	Blocks BS	BA	+/-
14	Jevon Porter	F	36:34	1-11	0-5	0-0	1	5	6	3	2	2	3	3	2	3	0	-10
16	Aaron McBride	F	14:17	1-2	0-0	2-2	0	2	2	2	1	4	0	1	0	1	0	-5
23	Alex Merkviladze	F	31:58	2-8	0-5	0-0	1	7	8	2	0	4	2	4	1	0	0	-11
4	Will Johnston	G	21:35	0-4	0-4	0-0	0	1	1	3	0	0	0	1	0	0	0	-3
25	Caleb Stone-Carrawell	G	32:15	7-14	2-4	4-5	0	3	3	1	4	20	1	1	4	0	0	-2
7	Jan Vide		28:54	5-6	0-0	0-4	1	3	4	5	3	10	1	2	0	0	0	-11
22	Rick Issanza		10:28	2-4	0-0	0-0	2	0	2	0	0	4	0	0	1	0	0	-8
5	Myron Amey Jr.		18:31	4-7	1-3	4-4	0	1	1	3	1	13	1	2	1	0	0	-10
10	Lamaj Lewis		05:28	1-2	0-0	0-0	0	0	0	2	0	2	0	1	0	0	1	-10
Team							1	1	2			0		1				
Totals				23-58	3-21	10-15	6	23	29	21	11	59	8	16	9	4	1	-14

Shooting By Period		
1st FG%	10-28	35.7%
3PT%	2-11	18.2%
FT%	2-2	100%
2nd FG%	8-26	30.8%
3PT%	1-12	8.3%
FT%	8-13	61.5%
GM FG%	23-58	39.7%
3PT%	3-21	14.3%
FT%	10-15	66.7%

Dead Ball Rebounds: 4, 0

Technical Fouls: Amey Jr. 2nd2:16Vide 2nd0:03Porter 2nd0:03

Washington St. - 73 Record: 12-3 (2-0)

NO.	Name		Min	FG M-A	3P M-A	FT M-A	Rebounds OR	DR	TOT	Fouls PF	FD	TP	AS	TO	ST	Blocks BS	BA	+/-
3	Ethan Price	F	32:06	3-7	0-3	2-3	1	8	9	3	3	8	0	3	0	0	0	5
4	LeJuan Watts	F	36:13	4-9	0-1	0-0	2	9	11	0	5	8	8	7	0	0	0	6
32	Dane Erikstrup	F	32:46	4-10	3-7	3-4	1	4	5	3	3	14	2	1	2	0	0	20
5	Tomas Thrastarson	G	29:22	6-8	4-5	1-3	1	5	6	4	3	17	0	1	0	0	1	14
8	Nate Calmese	G	29:55	9-17	0-2	2-2	1	2	3	4	3	20	4	2	2	1	2	6
10	Parker Gerrits		09:01	0-1	0-0	2-2	0	0	0	0	1	2	2	1	1	0	1	8
22	ND Okafor		15:08	2-3	0-0	0-0	2	0	2	0	0	4	0	1	0	0	0	3
51	Kase Wynott		15:29	0-2	0-1	0-0	0	2	2	1	0	0	1	0	1	0	0	8
Team							0	0	0			0		2				
Totals				28-57	7-19	10-14	8	30	38	15	18	73	17	18	6	1	4	14

Shooting By Period		
1st FG%	15-32	46.9%
3PT%	6-14	42.9%
FT%	0-0	0%
2nd FG%	13-25	52.0%
3PT%	1-5	20.0%
FT%	10-14	71.4%
GM FG%	28-57	49.1%
3PT%	7-19	36.8%
FT%	10-14	71.4%

Dead Ball Rebounds: 2, 0

Technical Fouls: Calmese 2nd2:16Calmese 2nd2:16Erikstrup 2nd0:03Price 2nd0:03

	LMU	WSU
Biggest lead	2 (1st 17:46)	15 (2nd 9:06)
Best Scoring Run	5(1st 17:46)	10(2nd 13:31)
Lead Changes	18	
Times Tied	8	
Time with Lead	06:32	28:29

Points from	LMU	WSU
Turnovers	17	10
Paint	38	40
Second Chance	6	2
Fast Breaks	14	6
Bench	29	6

Period by Period Scoring	1st	2nd	TOT
LMU	34	25	59
WSU	36	37	73

LMU 82, OREGON STATE 61
GAME #15: JAN. 2, 2025 • GERSTEN PAVILION • LOS ANGELES, CA

Official Basketball Box Score - Final
Oregon St. at LMU
01/02/25 Albert Gersten Pavilion, Los Angeles
2024-25 Men's Basketball

Game Time: 7:00 PM
Game Duration: 1:53
Attendance: 1,019

Officials: Ryan Holmes, Mark Fulton, Michael Greenstein

Oregon St. - 61 Record: 11-4 (1-1)

NO.	Name		Min	FG M-A	3P M-A	FT M-A	Rebounds OR	DR	TOT	Fouls PF	FD	TP	AS	TO	ST	Blocks BS	BA	+/-
12	Michael Rataj	F	36:08	7-16	2-4	3-6	2	4	6	2	5	19	5	0	5	1	1	-24
11	Parsa Fallah	C	20:56	1-3	0-0	1-2	0	3	3	3	1	3	0	2	0	0	0	-6
0	Damarco Minor	G	25:41	2-6	0-0	4-4	1	4	5	1	2	8	3	1	0	0	1	-15
7	Nate Kingz	G	23:52	3-7	1-3	0-2	0	0	0	1	2	7	1	2	0	1	1	-29
37	Liutauras Lelevicius	G	26:03	3-9	2-7	0-0	0	3	3	0	1	8	0	0	1	0	0	-17
13	Isaiah Sy		20:41	3-6	2-5	0-0	2	1	3	3	1	8	2	0	0	0	0	8
2	Josiah Lake II		22:55	2-2	1-1	3-4	0	0	0	3	2	8	3	0	0	0	0	-4
15	Matthew Marsh		02:53	0-0	0-0	0-0	0	0	0	1	0	0	0	0	0	0	0	2
24	Johan Munch		05:51	0-1	0-0	0-0	0	0	0	0	0	0	0	0	0	0	0	-5
22	Thomas Ndong		03:09	0-1	0-1	0-0	0	0	0	1	0	0	0	1	0	0	0	-7
8	Gavin Marrs		04:27	0-0	0-0	0-0	0	1	1	1	0	0	0	0	0	0	0	-6
1	Ja'Quavis Williford		03:37	0-1	0-1	0-0	0	0	0	1	0	0	0	1	0	0	0	-3
3	DaJohn Craig		03:47	0-1	0-1	0-0	1	1	2	0	0	0	0	0	0	0	0	1
Team							1	3	4			0		2				
Totals				21-53	8-23	11-18	7	20	27	17	14	61	14	9	6	2	3	-21

Shooting By Period		
1st FG%	14-29	48.3%
3PT%	5-13	38.5%
FT%	3-4	75%
2nd FG%	7-24	29.2%
3PT%	3-10	30.0%
FT%	8-14	57.1%
GM FG%	21-53	39.6%
3PT%	8-23	34.8%
FT%	11-18	61.1%

Dead Ball Rebounds: 5, 0

Technical Fouls:: NONE

LMU - 82 Record: 9-6 (1-2)

NO.	Name		Min	FG M-A	3P M-A	FT M-A	Rebounds OR	DR	TOT	Fouls PF	FD	TP	AS	TO	ST	Blocks BS	BA	+/-
14	Jevon Porter	F	34:27	8-15	4-7	2-4	3	10	13	2	4	22	2	3	1	2	1	23
23	Alex Merkviladze	F	28:19	4-8	2-6	1-2	1	4	5	1	2	11	1	0	0	0	0	9
22	Rick Issanza	C	21:11	1-3	0-0	0-2	2	4	6	2	2	2	3	0	0	0	0	28
4	Will Johnston	G	31:18	6-11	1-4	6-8	4	2	6	1	6	19	7	2	2	0	0	16
25	Caleb Stone-Carrawell	G	32:22	7-13	1-4	2-2	0	2	2	0	1	17	1	0	0	0	1	26
7	Jan Vide		14:40	0-2	0-0	0-0	1	2	3	2	0	0	3	2	0	0	0	3
16	Aaron McBride		13:01	2-2	0-0	1-1	0	1	1	1	2	5	3	0	1	1	0	-9
5	Myron Amey Jr.		19:57	2-5	2-3	0-0	0	0	0	3	0	6	0	1	0	0	0	6
10	Lamaj Lewis		04:45	0-0	0-0	0-0	0	1	1	2	0	0	0	1	0	0	0	3
Team							0	1	1			0		0				
Totals				30-59	10-24	12-19	11	27	38	14	17	82	20	9	4	3	2	21

Shooting By Period		
1st FG%	17-31	54.8%
3PT%	6-12	50.0%
FT%	3-5	60%
2nd FG%	13-28	46.4%
3PT%	4-12	33.3%
FT%	9-14	64.3%
GM FG%	30-59	50.8%
3PT%	10-24	41.7%
FT%	12-19	63.2%

Dead Ball Rebounds: 5, 0

Technical Fouls:: NONE

	OSU	LMU
Biggest lead	0 (1st 20:00)	23 (2nd 4:35)
Best Scoring Run	8(1st 4:29)	10(1st 1:35)
Lead Changes	0	
Times Tied	1	
Time with Lead	00:00	38:12

Points from	OSU	LMU
Turnovers	8	14
Paint	26	38
Second Chance	11	17
Fast Breaks	7	8
Bench	16	11

Period by Period Scoring	1st	2nd	TOT
OSU	36	25	61
LMU	43	39	82

#19 GONZAGA 96, LMU 68
GAME #16: JAN. 4, 2025 • GERSTEN PAVILION • LOS ANGELES, CA

Official Basketball Box Score - Final
Gonzaga at LMU
01/04/25 Albert Gersten Pavilion, Los Angeles
2024-25 Men's Basketball

Game Time: 6:00 PM
Game Duration: 1:57
Attendance: 2,369

Officials: Doug Sturdivan, Kirk Smith, Randal Anders

Gonzaga - 96 Record: 12-4 (3-0)

NO.	Name		Min	FG M-A	3P M-A	FT M-A	Rebounds OR	DR	TOT	Fouls PF	FD	TP	AS	TO	ST	Blocks BS	BA	+/-
13	Graham Ike	F	24:24	12-16	1-1	2-3	3	6	9	0	4	27	1	0	1	0	0	19
33	Ben Gregg	F	22:15	2-4	0-1	0-0	2	5	7	3	1	4	2	1	0	1	0	19
0	Ryan Nembhard	G	34:23	4-11	0-1	2-2	3	3	6	3	2	10	11	2	1	0	1	21
11	Nolan Hickman	G	26:33	2-8	1-3	0-0	1	1	2	2	0	5	1	1	0	0	1	15
99	Khalif Battle	G	25:22	10-12	4-5	2-2	0	4	4	4	3	26	0	0	3	0	0	24
1	Michael Ajayi		17:45	5-8	1-1	4-4	0	2	2	2	2	15	0	0	2	0	0	9
4	Dusty Stromer		21:22	2-6	0-3	3-3	1	2	3	1	2	7	1	2	1	0	0	5
34	Braden Huff		13:31	1-7	0-1	0-0	0	2	2	3	1	2	0	0	0	1	0	7
5	Emmanuel Innocenti		10:15	0-0	0-0	0-0	0	2	2	2	0	0	0	0	0	0	0	17
15	Joe Few		02:05	0-0	0-0	0-0	0	0	0	0	0	0	0	0	0	0	0	2
22	Jun Seok Yeo		02:05	0-0	0-0	0-0	0	0	0	1	0	0	0	0	0	0	0	2
Team							1	1	2			0		0				
Totals				38-72	7-16	13-14	11	28	39	21	15	96	16	6	8	2	2	28

Shooting By Period		
1st FG%	18-35	51.4%
3PT%	3-5	60.0%
FT%	7-7	100%
2nd FG%	20-37	54.1%
3PT%	4-11	36.4%
FT%	6-7	85.7%
GM FG%	38-72	52.8%
3PT%	7-16	43.8%
FT%	13-14	92.9%

Dead Ball Rebounds: 0, 0

Technical Fouls:: NONE

LMU - 68 Record: 9-7 (1-3)

NO.	Name		Min	FG M-A	3P M-A	FT M-A	Rebounds OR	DR	TOT	Fouls PF	FD	TP	AS	TO	ST	Blocks BS	BA	+/-
14	Jevon Porter	F	29:33	4-14	2-7	7-11	1	7	8	3	9	17	2	1	0	0	1	-18
23	Alex Merkviladze	F	27:44	3-5	1-3	2-2	0	2	2	3	2	9	1	4	0	0	0	-22
22	Rick Issanza	C	20:12	0-1	0-0	2-2	1	4	5	0	1	2	0	1	0	1	0	-19
4	Will Johnston	G	28:23	5-11	4-5	4-4	0	1	1	3	4	18	1	1	0	0	0	-21
25	Caleb Stone-Carrawell	G	29:56	4-12	1-6	0-0	0	1	1	0	0	9	0	3	2	0	0	-14
7	Jan Vide		15:14	1-3	0-0	1-2	0	1	1	2	1	3	3	3	0	0	0	-13
16	Aaron McBride		04:48	0-0	0-0	0-0	0	0	0	2	0	0	2	0	0	0	0	-2
5	Myron Amey Jr.		17:52	1-5	0-3	1-2	2	2	4	1	2	3	1	0	0	0	1	-13
10	Lamaj Lewis		09:13	1-1	0-0	1-2	0	0	0	0	1	3	0	0	0	0	0	-9
21	Matar Diop		15:00	2-2	0-0	0-0	3	1	4	1	1	4	0	1	1	1	0	-7
8	Jovan Ristic		02:05	0-1	0-0	0-0	0	1	1	0	0	0	0	0	0	0	0	-2
Team							1	4	5			0		0				
Totals				21-55	8-24	18-25	8	24	32	15	21	68	10	14	3	2	2	-28

Shooting By Period		
1st FG%	10-31	32.3%
3PT%	3-12	25.0%
FT%	5-6	83.3%
2nd FG%	11-24	45.8%
3PT%	5-12	41.7%
FT%	13-19	68.4%
GM FG%	21-55	38.2%
3PT%	8-24	33.3%
FT%	18-25	72.0%

Dead Ball Rebounds: 5, 0

Technical Fouls:: NONE

	GU	LMU
Biggest lead	30 (2nd 0:35)	4 (1st 18:59)
Best Scoring Run	9(1st 1:59)	6(1st 0:10)
Lead Changes	1	
Times Tied	1	
Time with Lead	37:06	02:28

Points from	GU	LMU
Turnovers	17	2
Paint	56	18
Second Chance	9	6
Fast Breaks	16	6
Bench	24	13

Period by Period Scoring	1st	2nd	TOT
GU	46	50	96
LMU	28	40	68

2024-25 BOX SCORES

SAINT MARY'S 81, LMU 56
GAME #17: JAN. 7, 2025 • UCU PAVILION • MORAGA, CA

Official Basketball Box Score - Final
LMU (CA) at Saint Mary's (CA)
01/07/25 UCU Pavilion, Moraga, Calif.
2024-25 Men's Basketball

Game Time: 8:00 PM
Game Duration: 1:55
Attendance: 3,344

Officials: Casey McLellan, Eric Curry, Glen Mayberry

LMU (CA) - 56 — **Record: 9-8 (1-4)**

NO.	Name		Min	FG M-A	3P M-A	FT M-A	Rebounds OR	DR	TOT	Fouls PF	FD	TP	AS	TO	ST	Blocks BS	BA	+/-
14	Jevon Porter	F	27:08	3-11	2-3	0-0	1	3	4	5	3	8	1	2	0	1	0	-14
23	Alex Merkviladze	F	32:26	3-7	1-3	0-1	0	3	3	1	2	7	2	1	1	0	0	-24
22	Rick Issanza	C	10:12	0-1	0-0	0-0	0	2	2	2	0	0	0	1	0	1	0	-12
4	Will Johnston	G	29:52	1-8	0-1	0-0	0	1	1	1	0	2	1	0	1	0	1	-19
25	Caleb Stone-Carrawell	G	32:50	6-8	1-1	3-4	0	2	2	2	3	16	1	4	0	0	0	-17
7	Jan Vide		19:48	4-8	0-0	1-2	2	3	5	2	2	9	2	1	0	0	0	-9
16	Aaron McBride		11:32	1-1	0-0	2-2	2	1	3	3	1	4	0	0	0	0	0	-5
5	Myron Amey Jr.		19:38	3-8	1-3	2-2	0	2	2	2	3	9	1	0	1	0	0	-19
10	Lamaj Lewis		09:37	0-0	0-0	0-0	0	1	1	3	1	0	2	1	2	0	0	0
21	Matar Diop		04:16	0-1	0-0	0-0	1	0	1	1	0	0	1	1	0	0	0	-2
8	Jovan Ristic		02:41	0-0	0-0	1-2	1	0	1	0	1	1	0	0	0	0	0	-4
Team							1	1	2			0		0				
Totals				21-53	5-11	9-13	8	19	27	22	16	56	11	11	5	2	1	-25

Technical Fouls::NONE

Shooting By Period		
1st FG%	10-29	34.5%
3PT%	2-4	50.0%
FT%	2-3	66.7%
2nd FG%	11-24	45.8%
3PT%	3-7	42.9%
FT%	7-10	70%
GM FG%	21-53	39.6%
3PT%	5-11	45.5%
FT%	9-13	69.2%

Dead Ball Rebounds: 1, 0

Saint Mary's (CA) - 81 — **Record: 14-3 (4-0)**

NO.	Name		Min	FG M-A	3P M-A	FT M-A	Rebounds OR	DR	TOT	Fouls PF	FD	TP	AS	TO	ST	Blocks BS	BA	+/-
23	Paulius Murauskas	F	31:08	3-11	1-3	3-3	1	7	8	2	3	10	1	2	0	1	0	19
33	Luke Barrett	F	36:24	4-7	0-2	4-4	5	5	10	2	3	12	1	0	0	0	0	23
11	Mitchell Saxen	C	32:27	2-7	0-0	3-4	6	4	10	1	4	7	2	1	1	0	2	30
2	Jordan Ross	G	26:53	0-4	0-1	6-6	1	1	2	2	5	6	2	0	2	0	0	12
3	Augustas Marciulionis	G	29:47	7-10	4-5	5-6	1	0	1	3	3	23	2	2	2	0	0	13
0	Mikey Lewis		17:01	4-11	1-3	0-0	0	3	3	2	0	9	1	0	0	0	0	21
1	Harry Wessels		04:15	0-0	0-0	2-2	0	1	1	0	2	2	0	1	0	0	0	-9
9	Ashton Hardaway		07:54	1-2	1-2	0-0	0	3	3	1	0	3	0	0	1	0	0	8
45	Andrew McKeever		04:16	1-2	0-0	0-1	1	0	1	0	1	2	0	1	1	0	0	2
7	Joshua Dent		03:36	0-0	0-0	0-0	0	1	1	1	0	0	0	0	0	0	0	2
22	Cade Bennett		03:36	0-1	0-1	2-2	0	0	0	0	1	2	1	0	0	0	0	2
24	Kevin Gad		02:43	2-2	1-1	0-0	0	0	0	2	0	5	1	0	0	0	0	2
Team							1	1	2			0		0				
Totals				24-57	8-18	25-28	16	26	42	16	22	81	11	7	7	1	2	25

Technical Fouls::NONE

Shooting By Period		
1st FG%	9-25	36.0%
3PT%	2-7	28.6%
FT%	10-12	83.3%
2nd FG%	15-32	46.9%
3PT%	6-11	54.5%
FT%	15-16	93.8%
GM FG%	24-57	42.1%
3PT%	8-18	44.4%
FT%	25-28	89.3%

Dead Ball Rebounds: 1, 1

	LMU	SMC
Biggest lead	0 (1st 20:00)	28 (2nd 1:08)
Best Scoring Run	7(1st 5:33)	10(2nd 16:30)
Lead Changes	0	
Times Tied	2	
Time with Lead	00:00	38:39

Points from	LMU	SMC
Turnovers	9	14
Paint	28	24
Second Chance	5	20
Fast Breaks	3	5
Bench	23	23

Period by Period Scoring	1st	2nd	TOT
LMU	24	32	56
SMC	30	51	81

Game Notes:LMU #14 fouls out at 4:16 (2nd) ♦

LMU 57, SANTA CLARA 54
GAME #18: JAN. 16, 2025 • GERSTEN PAVILION • LOS ANGELES, CA

Official Basketball Box Score - Final
Santa Clara at LMU
01/16/25 Albert Gersten Pavilion, Los Angeles
2024-25 Men's Basketball

Game Time: 7:00 PM
Game Duration: 1:47
Attendance: 1,499

Officials: Michael Greenstein, Tommy Johnson, Paul Szelc

Santa Clara - 54 — **Record: 12-7 (4-2)**

NO.	Name		Min	FG M-A	3P M-A	FT M-A	Rebounds OR	DR	TOT	Fouls PF	FD	TP	AS	TO	ST	Blocks BS	BA	+/-
13	Christoph Tilly	C	27:02	10-15	1-4	4-6	1	3	4	3	5	25	1	2	0	1	0	7
1	Tyeree Bryan	G	33:32	0-6	0-5	0-0	2	6	8	2	1	0	1	2	1	0	0	4
4	Adama Bal	G	31:05	5-12	2-5	2-2	1	1	2	3	1	14	5	0	0	0	1	1
10	Carlos Stewart	G	30:30	1-8	0-5	2-2	0	3	3	3	1	4	2	1	0	0	1	-3
44	Jake Ensminger	G	24:52	1-4	0-1	0-0	3	7	10	1	0	2	1	0	2	0	1	5
8	Elijah Mahi		16:47	1-5	0-2	0-0	0	1	1	0	1	2	0	1	0	0	1	-13
14	Johnny O'Neil		13:44	0-4	0-2	0-0	0	3	3	0	0	0	1	0	0	0	0	-6
21	Camaron Tongue		12:58	1-2	0-1	0-0	0	1	1	2	2	2	1	3	1	0	0	-10
0	Brenton Knapper		09:30	2-2	1-1	0-0	0	1	1	0	2	5	0	1	0	0	0	0
Team							3	2	5			0		3				
Totals				21-58	4-26	8-10	10	28	38	14	13	54	12	13	4	1	4	-3

Technical Fouls::NONE

Shooting By Period		
1st FG%	11-28	39.3%
3PT%	3-14	21.4%
FT%	1-1	100%
2nd FG%	10-30	33.3%
3PT%	1-12	8.3%
FT%	7-9	77.8%
GM FG%	21-58	36.2%
3PT%	4-26	15.4%
FT%	8-10	80.0%

Dead Ball Rebounds: 2, 0

LMU - 57 — **Record: 10-8 (2-4)**

NO.	Name		Min	FG M-A	3P M-A	FT M-A	Rebounds OR	DR	TOT	Fouls PF	FD	TP	AS	TO	ST	Blocks BS	BA	+/-
14	Jevon Porter	F	30:27	2-7	1-4	0-0	2	4	6	4	1	5	1	2	0	2	0	6
23	Alex Merkviladze	F	35:28	3-10	0-4	2-3	0	7	7	1	3	8	1	0	0	0	0	-5
22	Rick Issanza	C	13:30	2-2	0-0	0-0	1	1	2	0	0	4	0	1	0	0	0	9
4	Will Johnston	G	25:26	0-6	0-5	0-0	0	2	2	3	2	0	4	3	0	0	0	3
25	Caleb Stone-Carrawell	G	32:44	7-15	1-2	4-4	0	4	4	1	3	19	0	1	0	0	1	-2
7	Jan Vide		19:57	3-7	0-1	0-0	0	1	1	0	1	6	3	1	1	0	0	4
16	Aaron McBride		23:29	3-3	0-0	1-2	1	2	3	3	2	7	3	0	0	2	0	-5
5	Myron Amey Jr.		16:58	3-6	1-2	1-2	1	2	3	1	2	8	0	1	0	0	0	1
10	Lamaj Lewis		02:01	0-0	0-0	0-0	0	0	0	0	0	0	1	0	0	0	0	4
Team							1	3	4			0		0				
Totals				23-56	3-18	8-11	6	26	32	13	14	57	13	9	1	4	1	3

Technical Fouls::NONE

Shooting By Period		
1st FG%	13-30	43.3%
3PT%	1-9	11.1%
FT%	2-2	100%
2nd FG%	10-26	38.5%
3PT%	2-9	22.2%
FT%	6-9	66.7%
GM FG%	23-56	41.1%
3PT%	3-18	16.7%
FT%	8-11	72.7%

Dead Ball Rebounds: 2, 1

	SCU	LMU
Biggest lead	6 (1st 12:45)	11 (1st 3:11)
Best Scoring Run	9(2nd 19:24)	15(1st 5:57)
Lead Changes	15	
Times Tied	6	
Time with Lead	14:49	19:56

Points from	SCU	LMU
Turnovers	4	12
Paint	32	34
Second Chance	9	6
Fast Breaks	0	2
Bench	9	21

Period by Period Scoring	1st	2nd	TOT
SCU	26	28	54
LMU	29	28	57

LMU 77, SAN DIEGO 70
GAME #19: JAN. 18, 2025 • GERSTEN PAVILION • LOS ANGELES, CA

Official Basketball Box Score - Final
San Diego at LMU
01/18/25 Albert Gersten Pavilion, Los Angeles
2024-25 Men's Basketball

Game Time: 6:00 PM
Game Duration: 1:58
Attendance: 1,152

Officials: Glen Mayberry, Lewis Garrison, Jason Alabanza

San Diego - 70 — **Record: 4-16 (1-6)**

NO.	Name		Min	FG M-A	3P M-A	FT M-A	Rebounds OR	DR	TOT	Fouls PF	FD	TP	AS	TO	ST	Blocks BS	BA	+/-
1	Santiago Trouet	F	29:06	2-7	0-2	1-2	2	6	8	2	4	5	0	1	0	0	0	-13
23	Kean Webb	C	19:33	0-0	0-0	0-0	1	2	3	2	0	0	0	2	0	0	0	-5
24	Steven Jamerson II	C	28:58	4-7	0-0	0-0	3	4	7	5	1	8	2	1	1	0	0	4
6	Tony Duckett	G	32:45	11-20	4-6	5-6	1	4	5	3	5	31	1	1	0	0	0	-5
33	Dominic Muncey	G	09:56	0-1	0-0	0-0	2	1	3	2	1	0	0	1	0	0	0	-3
21	Kody Clouet		23:08	4-7	0-2	2-2	1	2	3	2	2	10	0	1	1	1	0	1
0	Kjay Bradley Jr.		21:41	3-9	1-4	0-0	0	2	2	2	1	7	1	3	0	0	1	-11
5	Bendji Pierre		13:46	1-4	0-3	0-0	0	1	1	1	0	2	1	0	0	0	0	0
20	Joey Chammaa		14:24	2-4	1-2	2-2	1	0	1	2	2	7	5	2	2	0	0	1
14	Colby Brooks		02:41	0-0	0-0	0-0	0	1	1	0	0	0	0	0	0	0	0	-1
11	Deven Dahlke		04:02	0-0	0-0	0-0	0	0	0	2	0	0	0	0	0	0	0	-3
Team							1	2	3			0		1				
Totals				27-59	6-19	10-12	12	25	37	23	16	70	10	13	4	1	1	-7

Technical Fouls: Bradley Jr. 2nd 11:39

Shooting By Period		
1st FG%	12-30	40.0%
3PT%	2-5	40.0%
FT%	4-5	80%
2nd FG%	14-31	45.2%
3PT%	4-14	28.6%
FT%	6-7	85.7%
GM FG%	27-59	45.8%
3PT%	6-19	31.6%
FT%	10-12	83.3%

Dead Ball Rebounds: 0, 0

LMU - 77 — **Record: 11-8 (3-4)**

NO.	Name		Min	FG M-A	3P M-A	FT M-A	Rebounds OR	DR	TOT	Fouls PF	FD	TP	AS	TO	ST	Blocks BS	BA	+/-
14	Jevon Porter	F	33:49	4-12	0-6	5-5	3	9	12	3	4	13	4	1	3	0	0	7
23	Alex Merkviladze	F	31:16	4-8	1-1	9-12	0	3	3	1	8	18	2	1	0	1	1	9
22	Rick Issanza	C	17:32	1-2	0-0	2-3	1	0	1	0	2	4	0	0	0	0	0	3
4	Will Johnston	G	20:43	3-6	2-4	0-0	0	2	2	4	1	8	2	0	0	0	0	9
25	Caleb Stone-Carrawell	G	28:26	6-14	1-8	0-0	0	1	1	2	1	13	1	1	0	0	0	2
7	Jan Vide		23:16	1-2	0-0	2-3	0	1	1	2	2	4	2	2	0	0	0	-2
16	Aaron McBride		12:58	0-1	0-0	0-0	2	0	2	1	1	0	0	0	0	0	0	6
5	Myron Amey Jr.		26:14	5-9	2-5	5-6	0	5	5	3	3	17	1	2	2	0	0	2
10	Lamaj Lewis		04:33	0-0	0-0	0-0	0	0	0	1	0	0	0	0	0	0	0	2
21	Matar Diop		01:13	0-0	0-0	0-0	0	0	0	0	0	0	0	0	0	0	0	-3
Team							0	1	1			0		2				
Totals				24-54	6-24	23-29	6	22	28	17	22	77	12	9	5	1	1	7

Technical Fouls: Amey Jr. 2nd 11:39

Shooting By Period		
1st FG%	5-15	33.3%
3PT%	1-9	11.1%
FT%	16-20	80%
2nd FG%	12-24	50.0%
3PT%	1-9	11.1%
FT%	23-29	79.3%
GM FG%	24-54	44.4%
3PT%	6-24	25.0%
FT%	23-29	79.3%

Dead Ball Rebounds: 5, 0

	USD	LMU
Biggest lead	6 (1st 14:00)	13 (2nd 14:09)
Best Scoring Run	8(2nd 10:54)	8(1st 4:27)
Lead Changes	3	
Times Tied	7	
Time with Lead	07:51	28:09

Points from	USD	LMU
Turnovers	11	10
Paint	26	22
Second Chance	13	6
Fast Breaks	1	13
Bench	26	21

Period by Period Scoring	1st	2nd	TOT
USD	32	38	70
LMU	36	41	77

LMU 73, SAN DIEGO 68
GAME #20: JAN. 23, 2025 • SPANOS CENTER • STOCKTON, CA

Official Basketball Box Score - Final
LMU (CA) at Pacific
01/23/25 Alex G. Spanos Center, Stockton
2024-25 Men's Basketball

Game Time: 7:00 PM
Game Duration: 1:52
Attendance: 1,064

Officials: Frank Harvey III, Kelly Pfeifer, James Ford

LMU (CA) - 73 — **Record: 12-8 (4-4)**

NO.	Name		Min	FG M-A	3P M-A	FT M-A	Rebounds OR	DR	TOT	Fouls PF	FD	TP	AS	TO	ST	Blocks BS	BA	+/-
14	Jevon Porter	F	28:14	4-6	2-2	0-0	3	5	8	4	0	10	1	0	0	3	1	7
16	Aaron McBride	F	22:33	2-6	0-0	1-2	2	3	5	1	2	5	1	0	0	0	1	5
23	Alex Merkviladze	F	36:55	3-9	1-4	1-7	1	6	7	2	4	8	2	0	1	0	1	5
4	Will Johnston	G	28:37	3-6	2-4	0-1	0	1	1	1	3	8	5	2	1	0	0	5
25	Caleb Stone-Carrawell	G	26:11	5-11	0-4	0-0	0	2	2	2	2	10	3	2	0	0	0	5
5	Myron Amey Jr.		26:12	7-12	5-8	5-5	0	3	3	2	3	24	0	0	0	1	1	5
7	Jan Vide		14:50	2-4	0-0	0-0	0	2	2	1	0	4	4	2	1	0	0	-4
21	Matar Diop		08:41	1-2	0-0	2-3	0	1	1	0	3	4	0	1	0	0	1	-5
10	Lamaj Lewis		07:47	0-0	0-0	0-0	0	1	1	1	0	0	1	0	1	0	0	2
Team							1	2	3			0		0				
Totals				27-56	10-22	9-18	7	26	33	14	17	73	17	7	4	4	5	5

Technical Fouls::NONE

Shooting By Period		
1st FG%	16-32	50.0%
3PT%	4-11	36.4%
FT%	7-9	77.8%
2nd FG%	11-24	45.8%
3PT%	6-11	54.5%
FT%	2-9	22.2%
GM FG%	27-56	48.2%
3PT%	10-22	45.5%
FT%	9-18	50.0%

Dead Ball Rebounds: 4, 0

Pacific - 68 — **Record: 6-16 (1-7)**

NO.	Name		Min	FG M-A	3P M-A	FT M-A	Rebounds OR	DR	TOT	Fouls PF	FD	TP	AS	TO	ST	Blocks BS	BA	+/-
2	Elias Ralph	F	38:56	8-17	3-6	1-3	7	10	17	1	6	20	4	2	0	2	2	-6
10	Jazz Gardner	C	26:44	3-8	0-0	0-0	2	5	7	3	0	6	0	1	0	3	1	-3
0	Jefferson Koulibaly	G	27:41	1-5	0-2	0-0	0	1	1	1	0	2	2	0	0	0	0	-10
1	Lamar Washington	G	34:25	5-14	1-3	0-0	1	2	3	3	2	11	6	3	2	0	1	-4
22	Elijah Fisher	G	40:00	8-14	1-3	4-8	1	6	7	4	5	21	4	1	1	0	0	-5
3	Petar Krivokapic		20:41	2-4	2-4	0-0	0	0	0	4	1	6	0	1	1	0	0	4
11	Burke Smith		05:13	1-1	0-0	0-0	0	1	1	1	0	2	0	0	0	0	0	3
33	Carter Benton		06:20	0-0	0-0	0-0	0	1	1	0	0	0	0	0	0	0	0	-4
Team							1	1	2			0		0				
Totals				28-63	7-18	5-11	12	27	39	17	14	68	16	8	4	5	4	-5

Technical Fouls::NONE

Shooting By Period		
1st FG%	13-29	44.8%
3PT%	4-8	50.0%
FT%	4-8	50%
2nd FG%	15-34	44.1%
3PT%	3-10	30.0%
FT%	1-3	33.3%
GM FG%	28-63	44.4%
3PT%	7-18	38.9%
FT%	5-11	45.5%

Dead Ball Rebounds: 3, 0

	LMU	PAC
Biggest lead	11 (1st 0:25)	0 (1st 20:00)
Best Scoring Run	9(1st 3:58)	6(1st 13:12)
Lead Changes	0	
Times Tied	3	
Time with Lead	38:37	00:00

Points from	LMU	PAC
Turnovers	10	7
Paint	28	28
Second Chance	12	11
Fast Breaks	9	5
Bench	32	8

Period by Period Scoring	1st	2nd	TOT
LMU	43	30	73
PAC	34	34	68

2024-25 BOX SCORES

LMU 88, PORTLAND 63
GAME #21: JAN. 30, 2025 • GERSTEN PAVILION • LOS ANGELES, CA

Official Basketball Box Score - Final
Portland at LMU
01/30/25 Albert Gersten Pavilion, Los Angeles
2024-25 Men's Basketball

Game Time: 7:00 PM
Game Duration: 1:49
Attendance: 1,049

Officials: Deron White, Robert Lehigh, Glen Mayberry

Portland - 63 Record: 7-16 (2-8)

NO.	Name		Min	FG M-A	3P M-A	FT M-A	Rebounds OR	DR	TOT	Fouls PF	FD	TP	AS	TO	ST	Blocks BS	BA	+/-
24	Bol Dengdit	F	18:06	2-5	1-2	1-2	3	1	4	1	1	6	0	2	0	0	1	-18
1	Jermaine Ballisager WebbC		12:26	1-3	0-1	0-0	1	3	4	0	3	2	0	0	0	0	0	-9
3	Max Mackinnon	G	24:25	4-13	0-3	5-5	1	2	3	2	4	13	4	0	0	0	2	-30
5	Chris Austin	G	32:02	2-7	0-2	4-4	3	2	5	0	3	8	2	2	1	0	2	-30
11	Vincent Delano	G	25:56	1-6	0-2	1-2	0	1	1	0	1	3	1	5	0	0	1	-2
44	Mikah Ballew		19:48	1-4	0-1	2-2	1	5	6	2	3	4	1	3	1	0	0	-17
7	Vukasin Masic		21:21	3-10	0-4	0-0	0	2	2	3	1	6	6	2	0	0	1	-10
23	Todd Jones		13:23	2-3	0-0	3-5	1	0	1	1	3	7	1	0	1	1	0	-11
22	Austin Rapp		16:11	5-7	4-6	0-0	0	2	2	5	0	14	0	0	0	0	0	1
12	Kelson Gebbers		11:01	0-0	0-0	0-0	1	1	2	2	0	0	1	0	1	0	0	0
10	Coleman Lemke		03:13	0-0	0-0	0-0	0	2	2	0	0	0	0	0	0	1	0	0
13	Jude Harris		02:08	0-2	0-2	0-0	0	0	0	0	0	0	0	0	0	0	0	1
Team							3	1	4			0		0				
Totals				21-60	5-23	16-20	14	22	36	16	19	63	16	14	4	2	7	-25

Technical Fouls::NONE

Shooting By Period		
1st FG%	7-25	28.0%
3PT%	2-12	16.7%
FT%	8-10	80%
2nd FG%	14-35	40.0%
3PT%	3-11	27.3%
FT%	8-10	80%
GM FG%	21-60	35.0%
3PT%	5-23	21.7%
FT%	16-20	80.0%

Dead Ball Rebounds: 2, 2

LMU - 88 Record: 13-8 (5-4)

NO.	Name		Min	FG M-A	3P M-A	FT M-A	Rebounds OR	DR	TOT	Fouls PF	FD	TP	AS	TO	ST	Blocks BS	BA	+/-
14	Jevon Porter	F	27:35	5-13	2-4	0-0	3	7	10	4	0	12	2	1	3	1	0	22
23	Alex Merkviladze	F	27:51	5-10	3-7	3-4	1	5	6	3	2	16	3	0	1	1	0	23
22	Rick Issanza	C	18:59	3-3	0-0	3-4	1	1	2	2	2	9	0	0	0	4	0	20
4	Will Johnston	G	29:22	3-6	3-4	4-4	0	2	2	2	5	13	4	3	3	0	0	11
25	Caleb Stone-Carrawell	G	26:45	6-10	1-4	1-3	0	2	2	2	2	14	3	1	0	0	0	15
7	Jan Vide		18:58	2-5	1-2	2-2	2	2	4	2	2	7	3	2	2	0	0	6
16	Aaron McBride		15:36	2-2	0-0	1-1	0	1	1	0	1	5	2	0	1	1	0	0
5	Myron Amey Jr.		22:10	3-8	1-3	3-3	1	3	4	1	2	10	1	0	0	0	1	29
10	Lamaj Lewis		06:25	0-0	0-0	0-0	0	2	2	1	0	0	0	0	1	0	0	0
8	Jovan Ristic		02:17	0-2	0-1	0-0	0	0	0	1	0	0	0	0	0	0	1	0
41	Kevin Carney		02:08	0-0	0-0	0-0	0	0	0	1	0	0	0	0	0	0	0	-1
42	George Tupy		01:54	1-1	0-0	0-0	0	1	1	0	0	2	0	0	0	0	0	0
Team							0	1	1			0		1				
Totals				30-60	11-25	17-21	8	27	35	19	16	88	18	8	11	7	2	25

Technical Fouls::NONE

Shooting By Period		
1st FG%	16-31	51.6%
3PT%	8-17	47.1%
FT%	6-8	75%
2nd FG%	14-29	48.3%
3PT%	3-8	37.5%
FT%	11-13	84.6%
GM FG%	30-60	50.0%
3PT%	11-25	44.0%
FT%	17-21	81.0%

Dead Ball Rebounds: 2, 0

	UP	LMU
Biggest lead	0 (1st 20:00)	29 (2nd 10:11)
Best Scoring Run	8(2nd 8:11)	13(1st 12:27)
Lead Changes	0	
Times Tied	0	
Time with Lead	00:00	39:32

Points from	UP	LMU
Turnovers	7	13
Paint	26	38
Second Chance	11	14
Fast Breaks	11	25
Bench	31	24

Period by Period Scoring	1st	2nd	TOT
UP	24	39	63
LMU	46	42	88

LMU 78, SAN DIEGO 62
GAME #22: FEB. 1, 2025 • JENNY CRAIG PAVILION • SAN DIEGO, CA

Official Basketball Box Score - Final
LMU (CA) at San Diego
02/01/25 Jenny Craig Pavilion, San Diego, CA
2024-25 San Diego Men's Basketball

Game Time: 3:00 PM
Game Duration: 2:03
Attendance: 987

Officials: David Hall, Nomi Kidwai, John Jenkins Jr.

LMU (CA) - 78 Record: 14-8 (6-4)

NO.	Name		Min	FG M-A	3P M-A	FT M-A	Rebounds OR	DR	TOT	Fouls PF	FD	TP	AS	TO	ST	Blocks BS	BA	+/-
14	Jevon Porter	F	32:11	6-13	0-3	2-5	3	9	12	3	3	14	1	0	2	1	1	7
23	Alex Merkviladze	F	30:36	3-10	2-4	6-9	2	6	8	4	6	14	4	3	0	1	1	28
22	Rick Issanza	C	19:23	2-3	0-0	0-0	0	4	4	2	0	4	0	0	1	3	0	3
4	Will Johnston	G	25:09	1-3	1-2	1-2	0	3	3	2	2	4	0	0	0	0	0	3
25	Caleb Stone-Carrawell	G	21:10	3-8	0-1	5-8	1	4	5	0	5	11	1	2	0	1	1	12
7	Jan Vide		20:07	3-5	0-0	3-3	1	2	3	3	2	9	4	1	2	1	1	15
16	Aaron McBride		17:14	1-4	0-0	0-0	0	2	2	1	1	2	1	0	2	0	1	12
5	Myron Amey Jr.		22:24	5-9	4-6	2-2	0	2	2	3	1	16	0	3	4	0	0	9
10	Lamaj Lewis		06:29	0-0	0-0	0-0	0	1	1	0	0	0	1	0	0	0	0	-7
21	Matar Diop		02:35	0-0	0-0	3-4	0	1	1	1	2	3	0	0	0	0	0	-1
8	Jovan Ristic		01:38	0-0	0-0	1-2	0	0	0	0	1	1	0	0	0	0	0	-1
41	Kevin Carney		00:33	0-0	0-0	0-0	0	0	0	0	0	0	0	0	0	0	0	0
42	George Tupy		00:33	0-0	0-0	0-0	0	0	0	0	0	0	0	0	0	0	0	0
Team							0	1	1			0		0				
Totals				24-55	7-16	23-35	7	35	42	19	23	78	12	9	11	7	5	16

Technical Fouls::NONE

Shooting By Period		
1st FG%	13-32	40.6%
3PT%	4-11	36.4%
FT%	5-8	62.5%
2nd FG%	11-23	47.8%
3PT%	3-5	60.0%
FT%	18-27	66.7%
GM FG%	24-55	43.6%
3PT%	7-16	43.8%
FT%	23-35	65.7%

Dead Ball Rebounds: 6, 0

San Diego - 62 Record: 4-20 (1-10)

NO.	Name		Min	FG M-A	3P M-A	FT M-A	Rebounds OR	DR	TOT	Fouls PF	FD	TP	AS	TO	ST	Blocks BS	BA	+/-
1	Santiago Trouet	F	25:17	4-12	0-2	2-3	1	5	6	2	2	10	0	2	2	0	2	-8
23	Kean Webb	C	27:43	1-4	0-0	4-4	2	7	9	2	3	6	0	1	0	3	1	-16
24	Steven Jamerson II	C	28:27	4-7	0-0	3-4	6	9	15	4	5	11	1	2	0	1	0	-12
6	Tony Duckett	G	27:16	2-16	1-3	2-2	0	2	2	2	1	7	0	0	2	0	2	-15
33	Dominic Muncey	G	12:06	0-1	0-1	0-0	0	1	1	2	0	0	0	0	0	0	0	0
20	Joey Chammaa		30:57	3-10	0-1	7-8	2	0	2	1	4	13	2	5	2	0	0	-9
21	Kody Clouet		17:25	1-5	1-5	2-2	0	2	2	3	3	5	0	0	0	1	0	-16
11	Deven Dahlke		12:16	1-5	0-2	2-2	0	0	0	3	1	4	2	1	1	0	1	-8
5	Bendji Pierre		06:36	1-3	0-2	0-0	0	0	0	0	0	2	0	0	0	0	0	-1
10	Neel Beniwal		04:11	1-2	0-1	0-0	2	1	3	1	0	2	0	1	0	0	0	4
14	Colby Brooks		04:40	1-2	0-0	0-0	1	1	2	1	0	2	0	0	0	0	1	0
25	Jackson Gaffney		02:35	0-2	0-1	0-0	0	0	0	2	0	0	0	0	0	0	0	1
53	Nick Del Bosque		00:33	0-0	0-0	0-0	0	0	0	0	0	0	0	0	0	0	0	0
Team							4	2	6			0		0				
Totals				19-69	2-18	22-25	18	30	48	23	19	62	5	12	7	5	7	-16

Technical Fouls::NONE

Shooting By Period		
1st FG%	12-34	35.3%
3PT%	2-6	33.3%
FT%	9-11	81.8%
2nd FG%	7-35	20.0%
3PT%	0-12	0.0%
FT%	13-14	92.9%
GM FG%	19-69	27.5%
3PT%	2-18	11.1%
FT%	22-25	88.0%

Dead Ball Rebounds: 0, 0

	LMU	USD
Biggest lead	19 (2nd 3:01)	11 (1st 5:49)
Best Scoring Run	18(2nd 16:17)	11(1st 12:18)
Lead Changes	5	
Times Tied	3	
Time with Lead	19:03	17:11

Points from	LMU	USD
Turnovers	9	5
Paint	30	30
Second Chance	2	20
Fast Breaks	29	20
Bench	31	28

Period by Period Scoring	1st	2nd	TOT
LMU	35	43	78
USD	35	27	62

GONZAGA 73, LMU 53
GAME #23: FEB. 6, 2025 • MCCARTHEY CENTER • SPOKANE, WA

Official Basketball Box Score - Final
LMU (CA) at Gonzaga
02/06/25 McCarthey Athletic Center, Spokane, WA
2024-25 Men's Basketball

Game Time: 6:00 PM
Game Duration: 2:01
Attendance: 6,000

Officials: Doug Sirmons, Tyler Krumpf, John St Clair

LMU (CA) - 53 Record: 14-9 (6-5)

NO.	Name		Min	FG M-A	3P M-A	FT M-A	Rebounds OR	DR	TOT	Fouls PF	FD	TP	AS	TO	ST	Blocks BS	BA	+/-
14	Jevon Porter	F	35:17	7-16	1-4	0-1	2	5	7	2	3	15	0	2	1	2	1	-16
23	Alex Merkviladze	F	24:41	0-3	0-2	1-2	1	4	5	4	0	1	1	3	0	0	0	-7
22	Rick Issanza	C	10:52	0-1	0-0	0-0	0	0	0	2	0	0	0	0	1	0	0	-16
4	Will Johnston	G	26:02	1-7	0-5	0-0	0	2	2	2	0	2	1	0	0	0	0	-24
25	Caleb Stone-Carrawell	G	35:55	7-17	3-7	3-4	1	2	3	1	3	20	0	2	1	0	1	-13
7	Jan Vide		24:20	2-5	0-0	5-5	1	3	4	1	4	9	2	1	1	1	1	-9
16	Aaron McBride		28:38	1-1	0-0	1-2	2	5	7	4	2	3	0	0	0	1	0	-6
5	Myron Amey Jr.		12:07	1-5	0-4	1-2	0	1	1	2	2	3	0	0	0	0	0	-8
10	Lamaj Lewis		02:08	0-0	0-0	0-0	0	0	0	0	0	0	1	0	0	0	0	-1
Team							1	0	1			0		3				
Totals				19-55	4-22	11-16	8	22	30	18	14	53	5	11	4	4	3	-20

Technical Fouls::NONE

Shooting By Period		
1st FG%	9-24	37.5%
3PT%	2-13	15.4%
FT%	4-5	80%
2nd FG%	10-31	32.3%
3PT%	2-9	22.2%
FT%	7-11	63.6%
GM FG%	19-55	34.5%
3PT%	4-22	18.2%
FT%	11-16	68.8%

Dead Ball Rebounds: 2, 0

Gonzaga - 73 Record: 17-7 (8-3)

NO.	Name		Min	FG M-A	3P M-A	FT M-A	Rebounds OR	DR	TOT	Fouls PF	FD	TP	AS	TO	ST	Blocks BS	BA	+/-
13	Graham Ike	F	21:01	3-8	0-0	2-2	2	8	10	3	3	8	0	0	0	0	1	-2
33	Ben Gregg	F	16:04	3-4	0-0	0-0	0	1	1	2	1	6	0	0	0	1	1	-6
0	Ryan Nembhard	G	40:00	6-11	1-3	2-2	0	4	4	2	1	15	9	1	1	0	0	20
11	Nolan Hickman	G	20:55	2-7	0-4	0-0	0	0	0	1	0	4	2	2	1	0	0	-6
99	Khalif Battle	G	37:17	4-13	1-7	15-16	0	6	6	2	8	24	1	1	0	0	0	21
1	Michael Ajayi		23:56	1-2	0-1	0-0	2	4	6	3	0	2	0	1	0	0	0	26
5	Emmanuel Innocenti		21:48	0-3	0-3	0-0	1	0	1	1	1	0	1	1	1	1	0	25
34	Braden Huff		18:59	6-10	0-0	2-3	5	3	8	1	4	14	0	0	1	1	2	22
Team							2	5	7			0		1				
Totals				25-58	2-18	21-23	12	31	43	15	18	73	13	7	4	3	4	20

Technical Fouls: Battle 1st1:14

Shooting By Period		
1st FG%	10-30	33.3%
3PT%	1-11	9.1%
FT%	6-8	75%
2nd FG%	15-28	53.6%
3PT%	1-7	14.3%
FT%	15-15	100%
GM FG%	25-58	43.1%
3PT%	2-18	11.1%
FT%	21-23	91.3%

Dead Ball Rebounds: 1, 0

	LMU	GON
Biggest lead	2 (2nd 17:02)	22 (2nd 0:44)
Best Scoring Run	13(1st 3:21)	16(2nd 5:56)
Lead Changes	8	
Times Tied	8	
Time with Lead	01:15	36:27

Points from	LMU	GON
Turnovers	8	14
Paint	20	42
Second Chance	11	9
Fast Breaks	7	12
Bench	15	16

Period by Period Scoring	1st	2nd	TOT
LMU	24	29	53
GON	27	46	73

SAN FRANCISCO 72, LMU 66
GAME #24: FEB. 8, 2025 • GERSTEN PAVILION • LOS ANGELES, CA

Official Basketball Box Score - Final
San Francisco at LMU
02/08/25 Albert Gersten Pavilion, Los Angeles
2024-25 Men's Basketball

Game Time: 6:00 PM
Game Duration: 2:06
Attendance: 1,687

Officials: Martin Cichocki, Pete Larson, Matthew Rukasin

San Francisco - 72 Record: 20-6 (10-3)

NO.	Name		Min	FG M-A	3P M-A	FT M-A	Rebounds OR	DR	TOT	Fouls PF	FD	TP	AS	TO	ST	Blocks BS	BA	+/-
35	Junjie Wang	F	23:13	2-6	1-3	0-0	1	2	3	3	2	5	0	2	2	0	1	-12
2	Carlton Linguard, Jr.	C	29:11	3-6	0-3	1-2	3	2	5	2	1	7	0	0	0	2	0	9
1	Malik Thomas	G	30:26	4-12	2-5	4-6	0	1	1	4	3	14	3	1	1	0	0	4
5	Tyrone Riley IV	G	29:04	1-9	0-2	4-4	3	5	8	0	4	6	0	1	1	0	2	16
55	Marcus Williams	G	29:22	6-9	1-2	6-6	1	3	4	3	3	19	3	1	3	0	1	0
0	Ryan Beasley		25:26	4-7	2-4	8-8	0	3	3	3	6	18	1	2	1	0	0	2
14	Veniamin Abosi		19:37	0-1	0-0	0-1	0	1	1	2	1	0	2	1	1	0	0	15
11	James O'Donnell		04:27	0-0	0-0	0-0	0	1	1	0	0	0	0	1	0	0	0	-3
23	Jason Rivera-Torres		04:31	1-3	1-2	0-0	1	0	1	0	0	3	0	1	0	1	1	-3
13	Robby Beasley		04:45	0-1	0-0	0-0	0	0	0	0	0	0	0	0	0	0	0	2
Team							0	0	0			0		0				
Totals				21-54	7-21	23-27	9	18	27	17	20	72	9	10	9	3	5	6

Technical Fouls::NONE

Shooting By Period		
1st FG%	11-25	44.0%
3PT%	4-9	44.4%
FT%	10-13	76.9%
2nd FG%	10-29	34.5%
3PT%	3-12	25.0%
FT%	13-14	92.9%
GM FG%	21-54	38.9%
3PT%	7-21	33.3%
FT%	23-27	85.2%

Dead Ball Rebounds: 2, 0

LMU - 66 Record: 14-10 (6-6)

NO.	Name		Min	FG M-A	3P M-A	FT M-A	Rebounds OR	DR	TOT	Fouls PF	FD	TP	AS	TO	ST	Blocks BS	BA	+/-
14	Jevon Porter	F	31:59	3-6	2-2	0-0	2	4	6	5	1	8	1	4	0	1	1	2
23	Alex Merkviladze	F	39:14	6-10	1-2	1-2	1	10	11	3	3	14	1	0	1	0	1	-2
22	Rick Issanza	C	11:30	0-1	0-0	0-0	0	1	1	1	0	0	1	1	0	1	0	-5
4	Will Johnston	G	21:20	4-8	2-6	4-4	0	1	1	5	4	14	2	4	0	0	0	-14
25	Caleb Stone-Carrawell	G	23:26	2-5	0-2	0-0	0	0	0	0	2	4	0	2	0	1	0	-11
7	Jan Vide		24:45	3-4	0-0	7-8	0	5	5	3	5	13	1	2	0	1	0	9
16	Aaron McBride		23:40	3-5	0-0	1-1	1	1	2	2	2	7	1	2	1	1	1	-3
5	Myron Amey Jr.		24:06	3-7	0-4	0-0	0	3	3	1	0	6	2	3	3	0	0	-6
Team							0	1	1			0		0				
Totals				24-46	5-16	13-15	4	26	30	21	17	66	9	18	5	5	3	-6

Technical Fouls: Issanza 1st5:26Coach 2nd12:53

Shooting By Period		
1st FG%	10-22	45.5%
3PT%	3-7	42.9%
FT%	5-6	83.3%
2nd FG%	14-24	58.3%
3PT%	2-9	22.2%
FT%	8-9	88.9%
GM FG%	24-46	52.2%
3PT%	5-16	31.3%
FT%	13-15	86.7%

Dead Ball Rebounds: 2, 0

	USF	LMU
Biggest lead	12 (1st 3:08)	3 (1st 13:11)
Best Scoring Run	11(1st 10:53)	9(1st 13:11)
Lead Changes	5	
Times Tied	1	
Time with Lead	35:27	03:24

Points from	USF	LMU
Turnovers	21	8
Paint	22	30
Second Chance	8	6
Fast Breaks	15	4
Bench	21	26

Period by Period Scoring	1st	2nd	TOT
USF	36	36	72
LMU	28	38	66

2024-25 BOX SCORES

LMU 69, PEPPERDINE 60
GAME #25: FEB. 11, 2025 • FIRESTONE FIELDHOUSE • MALIBU, CA

Official Basketball Box Score - Final
LMU (CA) at Pepperdine
02/11/25 Firestone Fieldhouse, Malibu
2024-25 Men's Basketball

Game Time: 6:00 PM
Game Duration: 1:48
Attendance: 320

Officials: Toby Doolittle, Kristyne Esparza, Wacey Lym

LMU (CA) - 69 Record: 15-10 (7-6)

NO.	Name		Min	FG M-A	3P M-A	FT M-A	Rebounds OR	DR	TOT	Fouls PF	FD	TP	AS	TO	ST	Blocks BS	BA	+/-
14	Jevon Porter	F	24:33	6-10	2-5	0-0	0	2	2	4	0	14	1	2	0	0	0	-2
23	Alex Merkviladze	F	34:43	2-8	1-6	0-0	0	9	9	2	1	5	0	1	1	1	0	11
22	Rick Issanza	C	18:03	1-2	0-0	0-0	1	1	2	1	0	2	0	0	0	3	0	4
4	Will Johnston	G	31:40	8-12	2-4	2-2	1	1	2	0	4	20	4	2	1	0	0	9
25	Caleb Stone-Carrawell	G	35:01	4-9	3-5	3-4	0	5	5	2	2	14	3	2	1	0	0	7
7	Jan Vide		21:16	4-6	0-0	2-2	0	2	2	3	2	10	2	2	1	0	0	7
16	Aaron McBride		14:43	1-1	0-0	0-0	0	1	1	4	0	2	0	1	0	0	0	4
5	Myron Amey Jr.		14:23	1-5	0-3	0-0	0	2	2	1	1	2	0	2	1	0	1	-6
10	Lamaj Lewis		05:38	0-0	0-0	0-0	0	0	0	0	0	0	1	1	1	0	0	11
Team							1	1	2			0		0				
Totals				27-53	8-23	7-8	3	24	27	17	10	69	11	13	6	4	1	9

Technical Fouls::NONE

Shooting By Period		
1st FG%	11-24	45.8%
3PT%	3-13	23.1%
FT%	3-4	75%
2nd FG%	16-29	55.2%
3PT%	5-10	50.0%
FT%	4-4	100%
GM FG%	27-53	50.9%
3PT%	8-23	34.8%
FT%	7-8	87.5%

Dead Ball Rebounds: 1, 0

Pepperdine - 60 Record: 9-16 (3-9)

NO.	Name		Min	FG M-A	3P M-A	FT M-A	Rebounds OR	DR	TOT	Fouls PF	FD	TP	AS	TO	ST	Blocks BS	BA	+/-
12	Boubacar Coulibaly	F	32:16	6-9	0-0	1-2	5	5	10	1	4	13	0	0	2	1	1	-17
13	Dovydas Butka	F	35:40	6-11	0-0	1-2	3	4	7	1	3	13	4	3	1	0	1	-10
35	Danilo Dozic	F	24:14	1-4	0-2	0-0	0	0	0	2	1	2	0	0	0	0	0	0
5	Moe Odum	G	35:33	2-13	0-5	0-2	0	3	3	0	3	4	8	4	4	0	1	-9
7	Stefan Todorovic	G	37:57	6-14	3-6	2-3	3	5	8	1	5	17	2	5	1	0	1	-13
8	Zion Bethea		14:22	2-6	1-5	0-0	0	2	2	0	0	5	0	1	1	0	0	6
6	Mike Saunders Jr.		04:27	0-2	0-1	0-0	0	0	0	0	0	0	1	0	0	0	0	0
10	Jaxon Olvera		14:11	1-2	0-1	2-2	1	2	3	3	1	4	0	0	0	0	0	-6
1	David Mager		00:40	1-1	0-0	0-0	0	0	0	2	0	2	0	0	0	0	0	2
9	Taj Au-Duke		00:40	0-0	0-0	0-0	0	0	0	0	0	0	1	0	0	0	0	2
Team							3	2	5			0		2				
Totals				25-62	4-20	6-11	15	23	38	10	17	60	16	15	9	1	4	-9

Technical Fouls::NONE

Shooting By Period		
1st FG%	15-28	53.6%
3PT%	3-12	25.0%
FT%	4-6	66.7%
2nd FG%	10-34	29.4%
3PT%	1-8	12.5%
FT%	2-5	40%
GM FG%	25-62	40.3%
3PT%	4-20	20.0%
FT%	6-11	54.5%

Dead Ball Rebounds: 3, 0

	LMU	PEP
Biggest lead	13 (2nd 4:02)	16 (1st 4:02)
Best Scoring Run	14(2nd 5:08)	7(1st 17:47)
Lead Changes	1	
Times Tied	2	
Time with Lead	09:11	29:47

Points from	LMU	PEP
Turnovers	23	14
Paint	26	38
Second Chance	4	7
Fast Breaks	8	7
Bench	14	11

Period by Period Scoring	1st	2nd	TOT
LMU	28	41	69
PEP	37	23	60

PACIFIC 83, LMU 58
GAME #26: FEB. 13, 2025 • GERSTEN PAVILION • LOS ANGELES, CA

Official Basketball Box Score - Final
Pacific at LMU
02/13/25 Albert Gersten Pavilion, Los Angeles
2024-25 Men's Basketball

Game Time: 7:00 PM
Game Duration: 1:43
Attendance: 861

Officials: Eric Curry, Glen Mayberry, Grant Jeffres

Pacific - 83 Record: 9-19 (4-10)

NO.	Name		Min	FG M-A	3P M-A	FT M-A	Rebounds OR	DR	TOT	Fouls PF	FD	TP	AS	TO	ST	Blocks BS	BA	+/-
2	Elias Ralph	F	30:40	7-13	1-3	0-0	1	6	7	3	0	15	2	3	1	0	0	19
10	Jazz Gardner	C	26:02	3-5	0-0	0-0	3	3	6	0	0	6	1	0	0	2	2	23
0	Jefferson Koulibaly	G	35:36	3-5	2-4	2-3	0	5	5	3	2	10	1	2	0	0	0	31
1	Lamar Washington	G	35:18	13-19	1-3	4-4	1	9	10	1	4	31	6	3	5	0	1	28
22	Elijah Fisher	G	21:06	2-3	0-0	2-2	0	3	3	4	3	6	1	1	0	0	1	18
3	Petar Krivokapic		20:22	4-8	4-8	0-0	0	1	1	0	0	12	1	1	0	0	0	12
9	Solomon Ominu		04:54	0-0	0-0	0-0	0	0	0	0	0	0	0	0	0	1	0	-6
33	Carter Benton		04:55	0-0	0-0	0-0	0	0	0	1	0	0	0	0	0	0	0	-7
7	Seth Jones		10:08	1-5	1-5	0-0	0	1	1	1	1	3	0	0	0	0	0	2
8	Kris Keinys		10:59	0-0	0-0	0-1	0	3	3	3	1	0	0	0	0	0	0	5
Team							3	1	4			0		1				
Totals				33-58	9-23	8-10	8	32	40	16	11	83	12	11	6	3	4	25

Technical Fouls::NONE

Shooting By Period		
1st FG%	13-28	46.4%
3PT%	2-10	20.0%
FT%	4-4	100%
2nd FG%	20-30	66.7%
3PT%	7-13	53.8%
FT%	4-6	66.7%
GM FG%	33-58	56.9%
3PT%	9-23	39.1%
FT%	8-10	80.0%

Dead Ball Rebounds: 1, 0

LMU - 58 Record: 15-11 (7-7)

NO.	Name		Min	FG M-A	3P M-A	FT M-A	Rebounds OR	DR	TOT	Fouls PF	FD	TP	AS	TO	ST	Blocks BS	BA	+/-
14	Jevon Porter	F	29:42	1-10	0-6	2-3	1	2	3	1	3	4	1	1	1	0	1	-15
23	Alex Merkviladze	F	30:27	2-8	1-5	0-0	0	5	5	2	1	5	1	1	0	0	1	-23
22	Rick Issanza	C	12:19	0-0	0-0	0-0	1	2	3	1	0	0	0	0	0	2	0	-6
4	Will Johnston	G	26:15	3-8	1-6	0-0	0	0	0	1	3	7	3	2	0	0	0	-25
25	Caleb Stone-Carrawell	G	29:41	6-13	3-5	4-4	0	3	3	1	3	19	0	1	2	0	1	-26
5	Myron Amey Jr.		20:52	1-6	0-1	5-5	1	1	2	2	3	7	0	0	1	0	0	-9
7	Jan Vide		18:26	2-4	0-0	0-0	1	2	3	1	0	4	1	3	1	0	0	-12
16	Aaron McBride		20:25	3-4	0-0	4-4	1	1	2	0	3	10	0	0	1	2	0	-14
10	Lamaj Lewis		08:14	1-2	0-0	0-0	0	0	0	2	0	2	0	1	1	0	0	-1
8	Jovan Ristic		01:13	0-0	0-0	0-0	0	0	0	0	0	0	0	0	0	0	0	2
41	Kevin Carney		01:13	0-1	0-1	0-0	0	0	0	0	0	0	0	0	0	0	0	2
42	George Tupy		01:13	0-0	0-0	0-0	0	1	1	0	0	0	0	0	0	0	0	2
Team							1	0	1			0		0				
Totals				19-56	5-24	15-16	6	17	23	11	16	58	6	9	7	4	3	-25

Technical Fouls::NONE

Shooting By Period		
1st FG%	13-29	44.8%
3PT%	4-12	33.3%
FT%	3-4	75%
2nd FG%	6-27	22.2%
3PT%	1-12	8.3%
FT%	12-12	100%
GM FG%	19-56	33.9%
3PT%	5-24	20.8%
FT%	15-16	93.8%

Dead Ball Rebounds: 0, 1

	PAC	LMU
Biggest lead	27 (2nd 7:24)	9 (1st 10:22)
Best Scoring Run	22(2nd 15:14)	10(1st 16:20)
Lead Changes	4	
Times Tied	0	
Time with Lead	22:05	17:27

Points from	PAC	LMU
Turnovers	14	13
Paint	44	24
Second Chance	8	4
Fast Breaks	2	8
Bench	15	23

Period by Period Scoring	1st	2nd	TOT
PAC	32	51	83
LMU	33	25	58

PACIFIC 83, LMU 58
GAME #27: FEB. 15, 2025 • CHILES CENTER • PORTLAND, OR

Official Basketball Box Score - Final
LMU at Portland
02/15/25 Chiles Center, Portland, Ore.
2024-25 Men's Basketball

Game Time: 7:00 PM
Game Duration: 1:55
Attendance: 1,751

Officials: Layne Barney, John Jenkins Jr., Jacob Hirz

LMU - 78 Record: 15-12 (7-8)

NO.	Name		Min	FG M-A	3P M-A	FT M-A	Rebounds OR	DR	TOT	Fouls PF	FD	TP	AS	TO	ST	Blocks BS	BA	+/-
14	Jevon Porter	F	35:29	6-10	3-5	1-4	1	5	6	2	3	16	1	0	2	0	0	-7
23	Alex Merkviladze	F	35:59	4-10	1-3	0-0	1	8	9	5	0	9	1	0	0	1	1	0
22	Rick Issanza	C	06:20	1-1	0-0	0-0	2	0	2	1	0	2	0	0	0	0	0	-1
4	Will Johnston	G	30:23	8-15	1-6	0-0	0	2	2	4	2	17	3	0	1	0	0	7
25	Caleb Stone-Carrawell	G	35:57	8-19	2-7	0-0	1	4	5	2	1	18	1	2	0	1	3	-4
7	Jan Vide		18:06	3-8	0-2	2-2	2	2	4	1	2	8	1	0	1	0	0	-9
16	Aaron McBride		10:17	1-2	0-0	0-0	1	0	1	2	0	2	0	0	0	0	0	-19
5	Myron Amey Jr.		27:30	3-11	0-5	0-0	0	2	2	2	2	6	2	0	3	0	0	-22
Team							2	1	3			0		0				
Totals				34-76	7-28	3-6	10	24	34	19	10	78	9	2	7	2	4	-11

Technical Fouls::NONE

Shooting By Period		
1st FG%	14-38	36.8%
3PT%	2-15	13.3%
FT%	1-2	50%
2nd FG%	20-38	52.6%
3PT%	5-13	38.5%
FT%	2-4	50%
GM FG%	34-76	44.7%
3PT%	7-28	25.0%
FT%	3-6	50.0%

Dead Ball Rebounds: 1, 0

Portland - 89 Record: 10-17 (5-9)

NO.	Name		Min	FG M-A	3P M-A	FT M-A	Rebounds OR	DR	TOT	Fouls PF	FD	TP	AS	TO	ST	Blocks BS	BA	+/-
22	Austin Rapp	F	39:16	5-11	2-7	2-4	1	7	8	2	5	14	6	3	1	3	0	15
24	Bol Dengdit	F	38:23	2-6	0-2	4-4	1	2	3	2	2	8	3	1	0	0	1	13
3	Max Mackinnon	G	32:05	9-14	4-6	7-8	0	8	8	3	9	29	4	2	0	1	0	9
5	Chris Austin	G	40:00	7-11	0-1	3-3	0	4	4	1	2	17	2	1	0	0	1	11
7	Vukasin Masic	G	37:49	7-12	5-8	2-2	0	9	9	1	1	21	3	1	0	0	0	14
11	Vincent Delano		10:16	0-0	0-0	0-0	0	0	0	0	0	0	0	0	0	0	0	-4
44	Mikah Ballew		02:11	0-1	0-1	0-0	0	1	1	1	0	0	0	1	0	0	0	-3
Team							1	3	4			0		0				
Totals				30-55	11-25	18-21	3	34	37	10	19	89	18	9	1	4	2	11

Technical Fouls::NONE

Shooting By Period		
1st FG%	13-26	50.0%
3PT%	3-10	30.0%
FT%	3-5	60%
2nd FG%	17-29	58.6%
3PT%	8-15	53.3%
FT%	15-16	93.8%
GM FG%	30-55	54.5%
3PT%	11-25	44.0%
FT%	18-21	85.7%

Dead Ball Rebounds: 1, 0

	LMU	POR
Biggest lead	5 (1st 18:56)	13 (2nd 8:32)
Best Scoring Run	7(1st 4:01)	8(1st 14:07)
Lead Changes	1	
Times Tied	3	
Time with Lead	04:06	34:07

Points from	LMU	POR
Turnovers	11	3
Paint	48	30
Second Chance	13	6
Fast Breaks	4	6
Bench	16	0

Period by Period Scoring	1st	2nd	TOT
LMU	31	47	78
POR	32	57	89

SANTA CLARA 76, LMU 61
GAME #28: FEB. 20, 2025 • GERSTEN PAVILION • LOS ANGELES, CA

Official Basketball Box Score - Final
LMU (CA) at Santa Clara
02/20/25 Leavey Center, Santa Clara
2024-25 Men's Basketball

Game Time: 8:00 PM
Game Duration: 1:54
Attendance: 2,129

Officials: Rich Crawford, Paul Szelc, Jeffrey Anderson

LMU (CA) - 61 Record: 15-13 (7-9)

NO.	Name		Min	FG M-A	3P M-A	FT M-A	Rebounds OR	DR	TOT	Fouls PF	FD	TP	AS	TO	ST	Blocks BS	BA	+/-
14	Jevon Porter	F	29:37	0-5	0-3	4-5	1	3	4	2	2	4	3	1	1	0	1	-20
23	Alex Merkviladze	F	36:15	4-9	0-3	0-0	0	2	2	2	0	8	1	1	0	0	0	-9
22	Rick Issanza	C	27:32	2-2	0-0	1-2	3	4	7	2	3	5	0	1	2	4	0	-5
4	Will Johnston	G	36:23	6-11	5-7	1-2	0	4	4	3	2	18	3	1	0	0	0	-12
25	Caleb Stone-Carrawell	G	24:43	3-11	1-4	0-0	0	0	0	1	1	7	0	1	0	0	1	-17
7	Jan Vide		15:58	1-4	0-0	4-4	0	3	3	3	3	6	3	2	0	0	0	-2
16	Aaron McBride		05:04	0-0	0-0	0-0	0	1	1	0	0	0	0	1	0	0	0	-5
5	Myron Amey Jr.		22:32	5-14	1-6	2-2	0	2	2	0	1	13	1	1	2	0	1	0
10	Lamaj Lewis		01:56	0-0	0-0	0-0	0	0	0	0	0	0	0	0	0	0	0	-5
Team							0	4	4			0		0				
Totals				21-56	7-23	12-15	4	23	27	13	12	61	11	9	5	4	3	-15

Technical Fouls::NONE

Shooting By Period		
1st FG%	10-29	34.5%
3PT%	4-11	36.4%
FT%	2-3	66.7%
2nd FG%	11-27	40.7%
3PT%	3-12	25.0%
FT%	10-12	83.3%
GM FG%	21-56	37.5%
3PT%	7-23	30.4%
FT%	12-15	80.0%

Dead Ball Rebounds: 3, 0

Santa Clara - 76 Record: 18-10 (10-5)

NO.	Name		Min	FG M-A	3P M-A	FT M-A	Rebounds OR	DR	TOT	Fouls PF	FD	TP	AS	TO	ST	Blocks BS	BA	+/-
14	Johnny O'Neil	F	22:50	3-11	2-8	0-0	2	4	6	1	1	8	1	2	0	1	1	-2
13	Christoph Tilly	C	16:19	1-4	0-2	0-0	0	2	2	1	1	2	3	2	0	1	0	-4
1	Tyeree Bryan	G	36:07	3-11	2-6	0-0	3	4	7	1	0	8	3	2	0	0	1	9
4	Adama Bal	G	00:28	0-0	0-0	0-0	0	0	0	0	0	0	0	0	0	0	0	-2
10	Carlos Stewart	G	28:18	5-12	3-8	3-3	0	0	0	1	1	16	2	2	1	0	1	10
8	Elijah Mahi		26:35	3-7	1-2	3-6	2	3	5	2	3	10	3	1	0	0	0	20
21	Camaron Tongue		23:41	6-9	0-1	2-3	4	4	8	4	3	14	1	2	0	1	1	19
0	Brenton Knapper		23:51	5-7	1-2	1-3	0	5	5	1	4	12	0	2	1	0	0	4
3	Kosy Akametu		03:45	0-1	0-1	0-0	0	0	0	0	0	0	0	0	0	0	0	2
44	Jake Ensminger		18:06	2-2	2-2	0-0	4	9	13	1	0	6	0	1	2	0	0	19
Team							2	0	2			0		0				
Totals				28-64	11-32	9-15	17	31	48	12	13	76	13	14	4	3	4	15

Technical Fouls::NONE

Shooting By Period		
1st FG%	13-33	39.4%
3PT%	6-18	33.3%
FT%	3-3	100%
2nd FG%	15-31	48.4%
3PT%	5-14	35.7%
FT%	6-12	50%
GM FG%	28-64	43.8%
3PT%	11-32	34.4%
FT%	9-15	60.0%

Dead Ball Rebounds: 2, 0

	LMU	SCU
Biggest lead	2 (1st 19:36)	15 (2nd 1:03)
Best Scoring Run	10(2nd 14:43)	8(2nd 17:20)
Lead Changes	1	
Times Tied	0	
Time with Lead	01:50	37:46

Points from	LMU	SCU
Turnovers	15	11
Paint	28	34
Second Chance	2	18
Fast Breaks	9	8
Bench	19	42

Period by Period Scoring	1st	2nd	TOT
LMU	26	35	61
SCU	35	41	76

2024-25 BOX SCORES

LMU 69, PEPPERDINE 60
GAME #29: FEB. 22, 2025 • GERSTEN PAVILION • LOS ANGELES, CA

Official Basketball Box Score - Final
Pepperdine at LMU
02/22/25 Albert Gersten Pavilion, Los Angeles
2024-25 Men's Basketball

Game Time: 6:00 PM
Game Duration: 1:49
Attendance: 1,173

Officials: Eric Curry, Glen Mayberry, Chris Hudson

Pepperdine - 82 Record: 10-19 (4-12)

NO.	Name		Min	FG M-A	3P M-A	FT M-A	Rebounds OR	DR	TOT	Fouls PF	FD	TP	AS	TO	ST	Blocks BS	BA	+/-
13	Dovydas Butka	F	37:25	9-13	1-2	6-8	5	6	11	0	4	25	1	0	2	2	1	-6
35	Danilo Dozic	F	28:23	1-8	0-4	0-0	2	4	6	1	0	2	0	0	0	0	0	-12
24	Alex Leiba	C	09:12	1-1	0-0	0-0	0	0	0	1	1	2	0	0	1	0	0	5
5	Moe Odum	G	34:11	11-17	3-7	1-3	3	4	7	1	3	26	7	3	0	0	1	-6
7	Stefan Todorovic	G	36:18	6-16	1-4	5-6	0	3	3	3	4	18	1	1	1	0	0	-7
8	Zion Bethea		26:14	3-8	3-6	0-0	0	2	2	3	0	9	0	1	0	0	0	-12
10	Jaxon Olvera		11:26	0-0	0-0	0-0	0	0	0	0	0	0	0	2	0	0	0	1
9	Taj Au-Duke		12:12	0-1	0-1	0-0	0	0	0	0	1	0	2	0	0	0	0	-12
4	Alonso Faure		04:03	0-1	0-0	0-0	2	0	2	3	1	0	0	0	0	0	1	-4
6	Mike Saunders Jr.		00:36	0-0	0-0	0-0	0	0	0	0	0	0	0	0	0	0	0	-2
Team							0	0	0			0		1				
Totals				31-65	8-24	12-17	12	19	31	12	14	82	11	8	4	2	3	-11

Technical Fouls: Todorovic 2nd 13:49

Shooting By Period		
1st FG%	13-28	46.4%
3PT%	4-11	36.4%
FT%	6-8	75%
2nd FG%	18-37	48.6%
3PT%	4-13	30.8%
FT%	6-9	66.7%
GM FG%	31-65	47.7%
3PT%	8-24	33.3%
FT%	12-17	70.6%

Dead Ball Rebounds: 3, 2

LMU - 93 Record: 16-13 (8-9)

NO.	Name		Min	FG M-A	3P M-A	FT M-A	Rebounds OR	DR	TOT	Fouls PF	FD	TP	AS	TO	ST	Blocks BS	BA	+/-
14	Jevon Porter	F	36:22	5-9	2-3	4-4	4	2	6	3	4	16	2	2	0	1	0	5
23	Alex Merkviladze	F	34:56	7-12	4-6	3-4	0	4	4	2	3	21	2	0	0	0	0	6
22	Rick Issanza	C	11:29	2-3	0-0	1-2	3	1	4	2	1	5	0	1	0	1	0	-3
4	Will Johnston	G	31:31	7-15	3-9	2-2	1	2	3	2	1	19	4	1	0	0	1	1
25	Caleb Stone-Carrawell	G	30:49	4-11	2-4	2-2	0	3	3	2	1	12	3	1	1	1	0	4
5	Myron Amey Jr.		19:13	4-7	2-5	0-0	0	2	2	2	0	10	0	0	1	0	0	13
7	Jan Vide		20:04	2-5	0-1	0-1	0	5	5	0	1	4	6	1	0	0	1	13
16	Aaron McBride		12:38	3-3	0-0	0-0	2	3	5	2	0	6	2	0	0	0	0	15
10	Lamaj Lewis		02:58	0-1	0-0	0-0	0	0	0	0	0	0	0	0	0	0	0	1
Team							3	2	5			0		1				
Totals				34-66	13-28	12-15	13	24	37	15	11	93	19	7	2	3	2	11

Technical Fouls: Porter 2nd 13:49

Shooting By Period		
1st FG%	16-33	48.5%
3PT%	4-10	40.0%
FT%	1-2	50%
2nd FG%	18-33	54.5%
3PT%	9-18	50.0%
FT%	11-13	84.6%
GM FG%	34-66	51.5%
3PT%	13-28	46.4%
FT%	12-15	80.0%

Dead Ball Rebounds: 1, 0

	Pepp	LMU
Biggest lead	8 (1st 11:01)	18 (2nd 5:52)
Best Scoring Run	8(2nd 2:30)	6(1st 9:46)
Lead Changes	6	
Times Tied	7	
Time with Lead	11:56	22:44

Points from	Pepp	LMU
Turnovers	7	7
Paint	30	34
Second Chance	21	13
Fast Breaks	0	12
Bench	9	20

Period by Period Scoring	1st	2nd	TOT
Pepp	36	46	82
LMU	37	56	93

#23 SAINT MARY'S 58, LMU 55
GAME #30: FEB. 27, 2025 • GERSTEN PAVILION • LOS ANGELES, CA

Official Basketball Box Score - Final
Saint Mary's at LMU
02/27/25 Albert Gersten Pavilion, Los Angeles
2024-25 Men's Basketball

Game Time: 8:00 PM
Game Duration: 1:58
Attendance: 1,609

Officials: Tony Padilla, Randy McCall, Kelly Pfeiler

Saint Mary's - 58 Record: 26-4 (16-1)

NO.	Name		Min	FG M-A	3P M-A	FT M-A	Rebounds OR	DR	TOT	Fouls PF	FD	TP	AS	TO	ST	Blocks BS	BA	+/-
23	Paulius Murauskas	F	38:10	5-10	1-3	7-7	3	9	12	3	6	18	2	3	0	1	0	5
33	Luke Barrett	F	40:00	2-6	1-4	0-0	1	5	6	0	0	5	2	0	0	1	0	3
11	Mitchell Saxen	C	19:22	2-3	0-0	0-2	2	5	7	5	3	4	3	0	0	0	0	10
2	Jordan Ross	G	23:34	3-10	0-1	1-2	0	2	2	2	1	7	1	0	0	0	1	-4
3	Augustas Marciulionis	G	40:00	4-14	0-4	1-2	0	3	3	1	3	9	3	2	0	0	2	3
0	Mikey Lewis		16:29	2-4	2-3	0-1	0	0	0	3	1	6	0	1	1	0	0	7
1	Harry Wessels		21:59	3-9	0-0	3-4	3	5	8	2	2	9	2	1	1	2	1	-8
9	Ashton Hardaway		00:27	0-0	0-0	0-0	0	0	0	1	0	0	0	0	0	0	0	-1
Team							3	2	5			0		1				
Totals				21-56	4-15	12-18	12	31	43	17	16	58	13	8	2	4	4	3

Technical Fouls::NONE

Shooting By Period		
1st FG%	9-27	33.3%
3PT%	2-8	25.0%
FT%	4-7	57.1%
2nd FG%	12-29	41.4%
3PT%	2-7	28.6%
FT%	8-11	72.7%
GM FG%	21-56	37.5%
3PT%	4-15	26.7%
FT%	12-18	66.7%

Dead Ball Rebounds: 3, 1

LMU - 55 Record: 16-14 (8-10)

NO.	Name		Min	FG M-A	3P M-A	FT M-A	Rebounds OR	DR	TOT	Fouls PF	FD	TP	AS	TO	ST	Blocks BS	BA	+/-
23	Alex Merkviladze	F	35:25	1-7	0-2	0-0	0	6	6	4	0	2	0	0	0	0	1	-6
22	Rick Issanza	C	27:56	3-3	0-0	0-1	1	4	5	1	4	6	0	0	0	3	0	0
4	Will Johnston	G	30:47	3-9	2-4	4-4	0	0	0	3	2	12	2	1	0	0	1	-2
10	Lamaj Lewis	G	04:15	0-0	0-0	0-0	0	0	0	1	0	0	0	1	1	0	0	2
25	Caleb Stone-Carrawell	G	35:40	7-14	0-1	3-3	0	0	0	2	6	17	2	0	0	0	0	-1
7	Jan Vide		13:41	2-7	0-0	0-0	0	2	2	0	1	4	1	0	1	1	2	-10
14	Jevon Porter		24:23	3-9	1-4	2-4	0	5	5	4	2	9	1	0	1	0	0	-8
16	Aaron McBride		05:45	0-0	0-0	0-0	1	0	1	1	1	0	1	0	0	0	0	1
5	Myron Amey Jr.		22:08	2-5	1-1	0-0	0	5	5	0	1	5	1	1	1	0	0	9
Team							0	2	2			0		0				
Totals				21-54	4-12	9-12	2	24	26	16	17	55	8	3	4	4	4	-3

Technical Fouls::NONE

Shooting By Period		
1st FG%	8-30	26.7%
3PT%	1-8	12.5%
FT%	2-5	40%
2nd FG%	13-24	54.2%
3PT%	3-4	75.0%
FT%	7-7	100%
GM FG%	21-54	38.9%
3PT%	4-12	33.3%
FT%	9-12	75.0%

Dead Ball Rebounds: 2, 2

	SMC	LMU
Biggest lead	12 (2nd 11:33)	7 (1st 9:37)
Best Scoring Run	13(1st 3:54)	7(1st 9:37)
Lead Changes	1	
Times Tied	4	
Time with Lead	26:08	09:19

Points from	SMC	LMU
Turnovers	4	6
Paint	24	30
Second Chance	10	2
Fast Breaks	5	4
Bench	15	18

Period by Period Scoring	1st	2nd	TOT
SMC	24	34	58
LMU	19	36	55

WCC TOURNAMENT: LMU 100, SAN DIEGO 74
GAME #31: MAR. 7, 2025 • ORLEANS ARENA • LAS VEGAS, NV

Official Basketball Box Score - Final
San Diego at LMU
03/07/25 Orleans Arena, Las Vegas
2024-25 Men's Basketball

Game Time: 8:30 PM
Game Duration: 1:54
Attendance: 1,826

Officials: Ray Natili, Darron George, Tommy Johnson

San Diego - 74 Record: 6-27

NO.	Name		Min	FG M-A	3P M-A	FT M-A	Rebounds OR	DR	TOT	Fouls PF	FD	TP	AS	TO	ST	Blocks BS	BA	+/-
1	Santiago Trouet	F	11:44	0-3	0-1	0-2	0	2	2	1	1	0	1	1	2	0	0	-14
24	Steven Jamerson II	C	29:25	3-6	0-0	4-5	5	2	7	4	7	10	2	2	0	0	0	-9
6	Tony Duckett	G	37:10	6-12	3-5	2-2	0	2	2	4	1	17	4	4	1	0	0	-24
11	Deven Dahlke	G	15:11	4-5	2-2	1-2	0	1	1	0	1	11	0	0	0	0	1	-18
21	Kody Clouet	G	21:39	1-10	1-5	0-0	0	0	0	4	1	3	0	1	1	0	1	-39
4	David Simon		24:08	2-5	1-2	2-3	1	2	3	0	1	7	0	2	0	2	2	-8
20	Joey Chammaa		26:26	5-8	3-5	2-2	0	2	2	1	1	15	6	2	1	0	2	-7
5	Bendji Pierre		18:16	3-9	2-7	1-2	1	4	5	1	1	9	2	3	1	0	0	3
23	Kean Webb		06:04	1-1	0-0	0-0	0	0	0	0	1	2	0	1	0	0	0	-8
10	Neel Beniwal		02:50	0-1	0-1	0-0	0	1	1	0	0	0	0	0	0	0	0	-2
25	Jackson Gaffney		02:50	0-0	0-0	0-2	0	0	0	0	1	0	0	0	0	0	0	-2
33	Dominic Muncey		02:40	0-1	0-1	0-0	0	0	0	0	0	0	0	0	0	0	0	-2
14	Colby Brooks		01:27	0-0	0-0	0-0	0	0	0	0	0	0	1	0	0	0	0	0
53	Nick Del Bosque		00:10	0-0	0-0	0-0	0	0	0	0	0	0	0	0	0	0	0	0
Team							5	0	5			0		1				
Totals				25-61	12-29	12-20	12	16	28	15	16	74	16	17	8	2	6	-26

Technical Fouls::NONE

Shooting By Period		
1st FG%	9-29	31.0%
3PT%	3-10	30.0%
FT%	7-14	50.0%
2nd FG%	16-32	50.0%
3PT%	9-19	47.4%
FT%	3-6	50%
GM FG%	25-61	41.0%
3PT%	12-29	41.4%
FT%	12-20	60.0%

Dead Ball Rebounds: 5, 0

LMU - 100 Record: 17-14

NO.	Name		Min	FG M-A	3P M-A	FT M-A	Rebounds OR	DR	TOT	Fouls PF	FD	TP	AS	TO	ST	Blocks BS	BA	+/-
14	Jevon Porter	F	23:27	4-4	2-2	4-5	1	2	3	3	2	14	0	2	4	1	0	22
23	Alex Merkviladze	F	33:22	3-9	2-5	8-8	1	7	8	2	6	16	4	3	2	0	0	33
22	Rick Issanza	C	14:09	4-5	0-0	0-0	1	2	3	4	0	8	0	0	0	1	0	24
4	Will Johnston	G	30:52	10-14	7-8	0-0	0	2	2	1	1	27	8	2	1	0	1	23
25	Caleb Stone-Carrawell	G	26:18	5-9	0-2	2-3	0	0	0	1	3	12	4	1	1	0	0	17
7	Jan Vide		16:18	3-4	0-0	2-2	0	7	7	1	1	8	4	3	1	1	0	9
16	Aaron McBride		21:58	5-6	0-0	0-0	2	2	4	2	1	10	1	0	0	2	1	-7
5	Myron Amey Jr.		20:32	1-5	1-4	0-0	1	2	3	2	0	3	1	1	2	1	0	13
10	Lamaj Lewis		07:20	0-0	0-0	0-0	0	1	1	0	1	0	3	1	0	0	0	-6
8	Jovan Ristic		02:50	1-1	0-0	0-0	0	1	1	0	0	2	0	0	0	0	0	2
41	Kevin Carney		01:27	0-0	0-0	0-0	0	0	0	0	0	0	1	0	0	0	0	0
42	George Tupy		01:27	0-0	0-0	0-0	0	0	0	0	0	0	0	0	0	0	0	0
Team							1	1	2			0		0				
Totals				36-57	12-21	16-18	7	27	34	16	15	100	26	13	11	6	2	26

Technical Fouls::NONE

Shooting By Period		
1st FG%	16-29	55.2%
3PT%	7-14	50.0%
FT%	3-5	60%
2nd FG%	20-28	71.4%
3PT%	5-7	71.4%
FT%	13-13	100%
GM FG%	36-57	63.2%
3PT%	12-21	57.1%
FT%	16-18	88.9%

Dead Ball Rebounds: 0, 0

	USD	LMU
Biggest lead	4 (1st 18:10)	28 (2nd 5:11)
Best Scoring Run	12(1st 4:23)	12(1st 14:44)
Lead Changes	2	
Times Tied	2	
Time with Lead	00:45	38:03

Points from	USD	LMU
Turnovers	20	23
Paint	22	38
Second Chance	13	11
Fast Breaks	13	22
Bench	33	23

Period by Period Scoring	1st	2nd	TOT
USD	30	44	74
LMU	42	58	100

WCC TOURNAMENT: WASHINGTON STATE 94, LMU 77
GAME #32: MAR. 8, 2025 • ORLEANS ARENA • LAS VEGAS, NV

Official Basketball Box Score - Final
LMU at Washington St.
03/08/25 Orleans Arena, Las Vegas
2024-25 Men's Basketball

Game Time: 8:30 PM
Game Duration: 2:13
Attendance: 3,048

Officials: Bill Vinovich, DG Nelson, Chad Shepherd

LMU - 77 Record: 17-15

NO.	Name		Min	FG M-A	3P M-A	FT M-A	Rebounds OR	DR	TOT	Fouls PF	FD	TP	AS	TO	ST	Blocks BS	BA	+/-
14	Jevon Porter	F	35:35	4-12	2-8	3-4	2	6	8	3	3	13	3	2	2	0	1	-20
23	Alex Merkviladze	F	24:56	1-5	1-3	1-4	0	4	4	3	4	4	5	1	1	1	1	-7
22	Rick Issanza	C	20:32	3-3	0-0	1-2	2	3	5	2	2	7	0	0	1	0	0	-10
4	Will Johnston	G	26:22	1-9	1-8	2-2	0	0	0	2	1	5	2	2	0	0	0	-10
25	Caleb Stone-Carrawell	G	21:02	3-10	2-7	2-2	0	2	2	2	1	10	1	3	1	0	1	-12
5	Myron Amey Jr.		31:23	6-12	3-5	1-2	0	8	8	3	2	16	0	1	0	0	1	-8
7	Jan Vide		18:48	2-4	0-0	6-6	1	1	2	2	3	10	2	3	1	0	0	-7
16	Aaron McBride		13:23	1-1	0-0	3-4	1	1	2	2	2	5	1	0	0	0	0	-9
10	Lamaj Lewis		07:19	3-3	0-0	1-2	1	0	1	0	1	7	0	0	0	0	0	-3
8	Jovan Ristic		00:40	0-0	0-0	0-0	0	0	0	0	0	0	0	0	0	0	0	1
Team							1	0	1			0		1				
Totals				24-59	9-31	20-28	8	25	33	19	19	77	14	13	6	1	4	-17

Technical Fouls::NONE

Shooting By Period		
1st FG%	12-31	38.7%
3PT%	6-20	30.0%
FT%	9-14	64.3%
2nd FG%	12-28	42.9%
3PT%	3-11	27.3%
FT%	11-14	78.6%
GM FG%	24-59	40.7%
3PT%	9-31	29.0%
FT%	20-28	71.4%

Dead Ball Rebounds: 6, 1

Washington St. - 94 Record: 19-13

NO.	Name		Min	FG M-A	3P M-A	FT M-A	Rebounds OR	DR	TOT	Fouls PF	FD	TP	AS	TO	ST	Blocks BS	BA	+/-
3	Ethan Price	F	28:45	8-9	2-3	4-6	0	5	5	2	3	22	4	2	0	0	0	18
4	LeJuan Watts	F	30:25	4-8	2-3	2-5	3	10	13	3	3	12	5	1	0	0	0	2
32	Dane Erikstrup	F	18:43	2-6	0-3	0-0	1	2	3	5	1	4	1	3	0	1	0	18
8	Nate Calmese	G	32:16	9-17	3-8	1-2	1	1	2	2	3	22	7	1	2	0	1	17
12	Isaiah Watts	G	27:30	3-11	1-8	4-5	1	3	4	2	3	11	4	0	2	0	0	14
5	Tomas Thrastarson		20:00	1-2	0-1	1-4	2	2	4	1	3	3	1	0	0	1	0	6
10	Parker Gerrits		09:02	0-1	0-1	0-2	0	0	0	0	1	0	2	0	1	0	0	0
22	ND Okafor		12:38	2-4	0-0	0-0	0	2	2	4	0	4	0	1	0	2	0	8
15	Rihards Vavers		17:37	4-5	4-5	4-4	3	2	5	1	2	16	1	2	0	0	0	0
21	Tayon Sessoms		01:32	0-0	0-0	0-0	0	0	0	0	0	0	1	0	0	0	0	2
51	Kase Wynott		01:32	0-0	0-0	0-0	0	0	0	0	0	0	0	0	0	0	0	0
Team							1	2	3			0		1				
Totals				33-63	12-32	16-28	12	29	41	20	19	94	26	11	5	4	1	17

Technical Fouls: Okafor 2nd 1:32

Shooting By Period		
1st FG%	17-33	51.5%
3PT%	5-14	35.7%
FT%	8-17	47.1%
2nd FG%	16-30	53.3%
3PT%	7-18	38.9%
FT%	8-11	72.7%
GM FG%	33-63	52.4%
3PT%	12-32	37.5%
FT%	16-28	57.1%

Dead Ball Rebounds: 4, 0

	LMU	WSU
Biggest lead	0 (1st 20:00)	20 (2nd 14:26)
Best Scoring Run	8(2nd 10:16)	8(1st 12:03)
Lead Changes	0	
Times Tied	0	
Time with Lead	00:00	38:48

Points from	LMU	WSU
Turnovers	9	18
Paint	30	38
Second Chance	13	11
Fast Breaks	16	12
Bench	38	23

Period by Period Scoring	1st	2nd	TOT
LMU	39	38	77
WSU	47	47	94

#RAISETHESTANDARD

LMU BASKETBALL

2025-26

Inside LMU

DIRECTOR OF ATHLETICS Craig Pintens

In the fall of 2025, Craig Pintens will start his eighth full academic year as the Athletic Director at Loyola Marymount University. Pintens was officially named to this position in June 2018, bringing extensive leadership experience from programs that have won national championships.

Since taking on the role, Pintens has revitalized LMU Athletics during one of its most successful eras ever by hiring eleven of the fourteen current head coaches, reorganizing the senior management team, upgrading facilities, and reaching record-breaking fundraising achievements.

Athletic Success

The Lions have consistently ranked in the top twenty of the Learfield Directors' Cup Final Standings among Division I-AAA schools during every recorded year, demonstrating a focus on national success. In the most recent year, the Lions had the best finish in the Director's Cup, finishing 7th in Division I-AAA and 90th overall in Division I.

Since 2018, LMU Athletics has participated in seventeen NCAA postseasons with eight different teams. Notably, the beach volleyball team has reached the NCAA Quarterfinals five consecutive years, from 2021 to 2025, with an appearance in the national championship match in 2025. In the fall of 2023, the men's soccer team reached their first-ever NCAA Quarterfinals. The Lions have secured fifteen regular-season titles and, in 2022-2023, LMU earned the WCC Male All-Sports Award for the first time, showcasing their dominance across various sports.

Director's Cup Standings Under Pintens

2018-2019: 18th in Division I-AAA; 155th overall
2019-2020: N/A (COVID-19)
2020-2021: 17th in Division I-AAA; 140th overall
2021-2022: 9th in Division I-AAA; 117th overall
2022-2023: 17th in Division I-AAA; 131st overall
2024-2024: 15th in Division I-AAA; 115th overall
2024-2025: 7th in Division I-AAA; 94th overall

Academic Success

The athletic department's current cumulative GPA is 3.384, with each team maintaining a cumulative GPA of at least 3.00. The GPA of Lions' student-athletes currently exceeds that of the entire student body. Additionally, the graduation success rate (GSR) stands at 95 percent, five points higher than the national average.

Record Fundraising

Fundraising has reached new heights, with the three highest years on record in FY21, FY22, and FY23, each surpassing the $4.8 million mark. The record peak was in FY22, with over $5.82 million raised. Records were also set for the total number of donors, with the highest in Pintens' first year, FY19.

LMU Athletics has excelled on the annual Day of Giving, raising over $600,000 in consecutive years, with a record of $658,288 in FY22—a 76.9 percent increase from the previous year, driven by 1,680 donations. Since Pintens' arrival, athletics has led the Day of Giving efforts in six of the past seven years.

LMU is a leader among Division I-AAA schools in

NIL, being at the forefront of change, by being the first in the space to adapt and establish a collective and becoming one of the first schools to establish a General Manager position for NIL.

Hiring and Retaining Coaches

Pintens has hired 10 of the 14 head coaches currently at LMU. During Pintens' tenure, head coaches have been recognized thirteen times as Conference Coach of the Year. In March 2020, he appointed Stan Johnson as LMU's new men's basketball coach, which has put LMU on its best trajectory since the historic 1989-90 season. In his first season as head coach, Johnson led his team through the COVID-19 pandemic and posted a winning record in the WCC for the first time since the 2011-12 season. LMU's 95 ranking in Johnson's first year is the highest NET (or RPI at that time) since the Elite Eight season of 1990. Johnson followed that with a fourth-place finish and the second-best NET/RPI ever in his third season (2022-23). Five different coaches whom Pintens has hired have earned Conference Coach of the Year honors.

Enhanced Facilities

LMU Athletics' facilities are continually improving. Construction began in spring 2024 on a significant renovation of Gersten Pavilion, which will feature an expanded Academic Success Center, film rooms, a training table, and new office spaces for the basketball teams. The Gersten Pavilion has undergone multiple upgrades, including enhanced locker rooms, training areas, a redesigned floor, improved lighting, modern seating, a new lobby entrance, a spirit shop, and a complete rebranding. Additionally, Page Stadium (baseball), Smith Field (softball), Sullivan Field (soccer), Aquatics, Tennis, the Chad and Ginni Dreier weight room, the training room, the Lions Athletic Center, and the Burns Back Court Practice Gym have all been fully renovated and rebranded.

Additionally, lighting has been installed at Smith Field and the Aquatics facility. In spring 2023, LMU opened its first new competition venue since 2006, featuring a four-court beach volleyball facility adjacent to the Burns Recreation Center.

Before LMU

Pintens joined LMU after spending seven years as the senior associate athletic director at the University of Oregon. During his tenure there, he played a key role in elevating Oregon's athletic programs to notable success, culminating in 17 national championships. He enhanced the fan experience, streamlined strategic planning, and improved athletics operations, promotions, and fundraising, all while overseeing the marketing and communications departments. Before his time at Oregon, Pintens gained experience at Louisiana State University, Marquette University, and the University of Texas-Pan American. As the Assistant Athletic Director of Marketing at LSU, Pintens developed strategic ticket sales initiatives that resulted in record-breaking ticket sales and attendance rates, along with a social media strategy that established a prominent presence in college athletics.

At Marquette, he set attendance and revenue records for both the men's and women's basketball teams, ranking in the top ten nationally for men's basketball attendance. At the University of Texas-Pan American, he oversaw sales, promotions, and game-day operations, successfully securing the university's first Spanish radio broadcast deal.

Pintens is a talented public speaker who has spoken at conferences across the country. He has earned over 40 awards from the National Association of Collegiate Marketing Administrators for his work in season ticket campaigns, advertising, ticket sales, new media, video, and corporate sponsorship.

Pintens is also a member of the Wisconsin Bar. He earned his Juris Doctor from Marquette University Law School and graduated cum laude with a Bachelor of Business Administration in marketing from the University of Wisconsin, Whitewater.

Family

Pintens is married to Jill, and they have four children: Kaitlin (LMU '26), Jackson, Tate, and Avery.

The Next 100...

The 2011-12 academic year and athletic season marked the 100th year of Loyola Marymount University. From the very beginning, LMU has established a history of champions. In the 1930s it was three straight ice hockey championships. In the 1940s the legendary Pete Newell played for the Lions and the rivalry with Pepperdine (1941) began. The 1950s saw Bob Boyd win the NCAA title in the 100-yard dash. The 1960s saw the Lions win their first basketball championship, and one of their first Olympians, rower Hugh Miller Foley (1964). In the 1970s, Loyola and Marymount colleges merged and saw women's sports begin their dominate history, including a pair of tennis championships (1977, 78). LMU then exploded in the 1980s with more individual national champions (Therese Kozlowki in cross country) and more Olympians (Paul Sunderland men's volleyball gold medal in 1984). The decade also included LMU's trip to the College World Series (1986) and two women's rowing Varsity Four National Titles (1981, 86). The 1990s started with one of the most memorable moments in sports history with the men's basketball run to the NCAA Elite Eight in the 1989-90 season. Women's volleyball became the first program to win three straight WCC titles (1994, 95, 96), thanks in part to Olympian and All-American Sarah Noriega. Baseball would end the 1990s with three straight titles, the final coming in 2000. Then came the past decade, as the Lions won more titles (22) than the previous 70 years combined. Leading the way were the men and women's water polo programs, winning a combined 15 titles, including five straight (2001-05) and eight in 10 years by women's water polo.

1910-1930

Loyola College was founded in 1911 as an outgrowth of St. Vincent's College, the first college in Los Angeles. In 1924 the College opened a new gym on the old St. Vincent's campus. A year later the Lions post the first season with double-digit wins in basketball, going 10-7 in the 1924-25 season. Coached by Harold "Bill" Hess, the Lions had wins over Woodbury Business College, Cal Tech and the Hollywood All-Stars. In the fall of 1925, George Casey became the third head coach of St. Vincent's, finishing his only year as coach 6-5. In 1926 the school played in its first overtime game, a 20-16 loss to Whittier. They win their first overtime game a year later, a 16-14 victory against California Christian College. Then in 1928, the then Loyola College moved to its current location on the Westchester bluff and two years later became Loyola University. Loyola Law School, located in downtown Los Angeles, was founded in 1920.

1930s

In the 1930s Loyola established its new campus on the bluff in Westchester while basketball greats Pete Newell and Phil Woolpert began their legendary careers as Lions. While Loyola discontinues the men's basketball program for four seasons during the great depression, it is hockey of all sports that emerges as Loyola's top program, thanks in large part to the use of its football players as hockey players. The first college hockey league started in 1927 and while increasing in popularity, it became part of the official athletic program of multiple southern California schools, thus the formation of the Southern California Intercollegiate Hockey League. USC dominated the league, winning 36 straight before Loyola, led by Head Coach Tom Lieb, snapped that streak on March 6 of 1932, beginning one of the fiercer rivalries of its day. Then in the 1934-35 season, the Lions knocked off USC in the prestigious Yosemite Tournament for the first time and then went on to defeat the Trojans for Loyola's first conference crown. As the league grew, the main attraction continued to be the games between Loyola and USC, "as the two teams were in a class by themselves." The 1935-36 season was the year college hockey really caught on. The final game between Loyola and USC for the Pacific Coast title was a double-overtime thriller in front of 4,000 fans. The Lions won their second PCHC championship in a row. The Lions would then win their third league title in a row in a three-game playoff in 1937, winning two games to one. With World War II on the horizon, Loyola would drop hockey in 1941 and college hockey in Southern California would slowly break apart. The end of the decade would see two Hall of Famers finish their careers on the hardwood. Both Pete Newell and Phil Woolpert suited up for the Lions. The two Loyola greats went on to become legends in the coaching profession, leading college teams to NCAA National Championships. Both are in the Basketball Hall of Fame.



1940s

In 1941, the Lions face in-town rival Pepperdine for the first time in the two program's histories. They faced each other twice in the 1940-41 season, with Loyola winning both, 30-18 and 43-23. In 1948-49, Loyola went on to its first 20-win season, posting a 22-14 record under coach Scotty McDonald. The Lions would see their longest winning streak at that time of 10 games. The season included the first game in Alumni Gymnasium, the Lions' home until the 1981-82 season when the Lions moved to Gersten Pavilion.

1950s

The 1950s started with one of the best football seasons in school history as the team, led by future NFL star Don Klosterman, finished the season 8-1, losing to Santa Clara 28-26 and missing out on a trip to the Orange Bowl. Klosterman would go on to earn All-America honors in 1952. A member of that team, Bob Boyd, former Loyola football and track great, captured the 1950 NCAA men's track championship in the 100-yard dash. He later played seven seasons as a tight end for the NFL's Los Angeles Rams, helping the team to the 1951 World Title. The Lions men's basketball team advanced to their first collegiate sponsored postseason tournament, competing for the NAIA National Championship. The Lions posted a 16-9 record and were selected to participate in the NAIA Tournament where they faced San Francisco State in the first round. With a 57-56 win, the Lions moved on to face Southwestern (KS) in the second round. Southwestern won, 83-79. Then in 1956, the Lions joined the California Basketball Association, which two years later formed the West Coast Athletic Conference. Loyola finished the CBA with a 9-5 record, second in the conference.

1960s

In 1960, Loyola men's basketball tied for first with a 9-3 record in the West Coast Athletic Conference. The title was shared with Santa Clara, who defeated the Lions in a playoff game to end the season. The Lions closed the regular season with eight straight wins. Then in 1961, LMU basketball had a record-breaking season for the Lions, earning their second 20-win season, finishing 20-7 overall and earning their first-ever out-right WCAC title with a 10-2 mark. Loyola started the season 3-4, but responded with 17 wins in their final 20 games, including a nine-game winning streak. It was the Lions' first trip to the NCAA tournament, a date in the Far West Regional at Portland. The Lions fell to Utah, 91-75 in the first round, and fell to the consolation bracket. Utah, who Loyola defeated in exhibition play 85-64 earlier in the season, went on to the Final Four. Loyola defeated USC, 69-67, to earn their 20th win of the season. It was head coach William Donovan's final year at the helm of the Lions. In his eight years as coach, he earned 107 wins, the most among all LMU coaches. In 1964 Hugh Miller Foley rowed in the 1964 Olympics. He was a member of the Rowing Eight with Coxswain Team that won the









Gold Medal. In 1968, NBA coach Rick Adelman finished his three-year playing career with 1,425 points, averaging 18.8 points in his career at LMU. The 1960s ended with the final curtain call of the football team as they went on to win the 1969 National Club Football National championship with an 8-1 record.

1970s

The University merged with Marymount College to become Loyola Marymount University and in 1971 women's athletics begins to appear. The Association for Intercollegiate Athletics for Women is formed to plan, govern and promote the growing number of college tournaments for women athletes. That same year the five-player, full-court game and the 30-second shot clock is introduced to women's basketball. And then one year later, one of the most important pieces of legislation for women's athletics is put into place as Congress passes Title IX, setting into motion the Lions success to come in women's sports. Title IX officially went into effect on June 21, 1975. In 1973, Marv Wood's baseball squad brought LMU its first West Coast Conference Championship after a 13-game win streak allowed the Lions to clinch the title on the final weekend of the season over second place Santa Clara. USC knocked off the Lions and Cal State Los Angeles in the NCAA District 8 regionals and eventually won its fourth consecutive national championship. In 1976 the first full scholarship for a female is given and LMU adds its first varsity program in Women's Tennis as alum Jamie Sanchez begins the program with a 13-6 record. They went on to win a conference championship (AIAW), the first in women's programs at LMU. They went 10-0 and won the title in 1977 and 1978 as they combined for a record of 28-2 in conference play.

1980s

The decade started with men's basketball earning a bid to the NCAA West Regional, losing to Arizona State in the first round, 99-71.

Then in 1981, with the opportunity for women to compete at the collegiate level, LMU athletes waste no time in making their mark. Terese Kozlowski ran a time of 17:34.9 to win the 1981 AIAW Individual National Championship in cross country while women's volleyball begins as a varsity program at LMU with the NCAA hosting as a championship in 1981. The banner year continued as the Women's Rowing Varsity Four team won the 1980-81 National Championship and the brand new Gersten Pavilion opened as home to the Lions and went on to host events with the 1984 Summer Olympic Games in Los Angeles. The year prior to the Olympics, the NCAA takes over women's sports as the National Association for Intercollegiate Athletics for Women (AIAW) is dissolved. In women's tennis, the Lions finished 12th in the nation in their division as Debbie Delgado is the first recipient of All-American status.

Paul Sunderland, who played both volleyball and basketball at LMU, went on to earn All-America honors in volleyball at LMU and then played 10 years on the U.S. National Volleyball Team, earning U.S. Player of the Year honors three times (1978, 79, 82). He played in the 1978 and 1982 World Championships and then as a member of the 1984 U.S. Olympic Team, he helped the team to the Gold Medal.

Paul Westhead is hired as head coach of the men's basketball team, replacing Ed Goorjian, who coached from 1980-1985. In his first season, he leads the Lions back to the postseason for the first time since 1980. In 1985, US International and LMU begin a four-year series that would result in the highest-scoring games in NCAA history. After defeating USIU 84-65 in January of 1985, the "track meets" would begin. In Westhead's first season in 1985-86, the Lions would defeat USIU 151-107.



The 1986 LMU baseball team had the best season in program history. It was also one of the best overall seasons of all time for LMU Athletics. Following a 1985 season in which the Lions did not have a winning record at 27-28, the program performed one of the best turnarounds in LMU athletics history. They finished the season with a program-best 50 wins and wrapped up the season at 50-15, a 23-game improvement from the previous year. LMU produced a 13-game winning streak from March 21 through April 11, and won 20 of 21 games in the middle of the season. With the winning streak came the nation's top ranking by the ESPN/Collegiate Baseball National Poll. The Lions never looked back, finishing tied with Pepperdine for first place in the West Coast Athletic Conference at 19-5, setting up a one-game playoff to determine the conference's automatic bid to the NCAA Regional. Played at Jackie Robinson Stadium on the campus of UCLA, the Lions defeated the Waves 14-9 to earn the bid to the NCAA West Regional. LMU would reel off its next four games, fighting through four separate elimination games to earn a bid to the school's first appearance in the College World Series. On May 30, the Lions opened up their first World Series trip with a 4-3 win over perennial power LSU, to earn a two-day rest and play in the winner's bracket. The Lions played the University of Arizona on June 2 and lost a heartbreaker 7-5 to drop to the elimination bracket to face Oklahoma State. The Cowboys were too much for the Lions, as they went on to an 11-5 win. Tim Layana was a member of the 1990 World Series Champion Cincinnati Reds. The Lions would return to the postseason in 1987, 1988 and 1989.

Concluding the 1985-86 season, men's basketball found themselves in the NIT for the first time in school history. Traveling to Berkeley, Calif., to face the Bears in the first round, the Lions would begin a successful end to the 1980s decade that made a habit of winning in the postseason. The Lions defeated Cal 80-75 to advance in a postseason tournament. LMU would fall to Wyoming 99-90 to end Westhead's first season at 19-11 and 10-4 in the WCAC (second).

Also in 1986, the women's volleyball team won the WCC and advanced to the NCAAs, where they topped UCLA in first round action before falling to Stanford in the second round. The Lions finished the 1986 season 24-8 and 10-2 in WCC play in their final season under Coach Nancy Fortner.

One year later, the Hank Gathers and Bo Kimble era of Lions' basketball began with a 114-78 win over Tennessee Tech. The season would finish as the Lions' best in winning percentage, finishing with a 28-4 mark and a perfect 14-0 in the WCAC. The 1987-88 season would include a 25-game winning streak, the best in school history. The fast-break offense began to take hold, as the Lions scored in triple figures in all but nine of their 32 games. The Lions would clinch their first WCAC regular season championship since the '60s and their first Tournament Championship with a 104-96 win over Santa Clara in the WCAC Championship game. LMU advances to the NCAA tournament, and earns its first win in the "Big Dance," a 119-115 win over Wyoming, who two years earlier knocked the Lions out of the NIT. Playing in the West Sub-Regional in Salt Lake City, Utah, LMU would be a surprise opponent in the second round against power North Carolina. The Tar Heels would dismiss the Lions 123-97.

The Lions earned their second consecutive WCAC Tournament Championship in 1989 with another win over Santa Clara, 75-70. The Lions finished 20-11 on the season, following a 120-101 loss to Arkansas in the first round of the NCAA tournament in the Midwest Region held at the Hoosier Dome in Indianapolis.

The 1980s would conclude with another national title as the women's rowing varsity four took home their second national championship.

1990s

The 1990s started the way the 80s ended, fast. In addition to their 28 games scoring in triple digits, men's basketball earned its third straight WCC title and trip to the NCAA tournament. In finishing 26-6, the Lions advanced further than any team in school history by reaching the Elite Eight in the NCAA Championships. However, tragedy marked the Lions' Cinderella run. On March 4, 1990 in the second round of the WCC Tournament, the Lions took a 25-13 lead on Portland following All-American Hank Gathers' dunk on an alley-oop from Terrell Lowery. Gathers would collapse to the floor and would not regain consciousness. Gathers would be pronounced dead later that evening at Marina del Rey's Daniel Freeman Hospital. The WCC Tournament would be cancelled and the Lions would be named champion, earning the automatic bid to the NCAA tournament. A long shot and seeded No. 11 in the West Region, the Lions went on to beat New Mexico State, defending national champion Michigan and Alabama before falling to the eventual national champions, UNLV, 131-101. The run in the 1990 tournament will long be remembered, however, with the image of Gathers' teammate and longtime friend Bo Kimble shooting the first free throw left-handed - a switch from his normal right-handed shot. Kimble made every shot he took left-handed.

Months after basketball's historic run, baseball captured sole possession of the league title for the first time in 17 years, LMU breezed to its third consecutive postseason appearance. The Lions posted 45 wins, the second-highest total in school history. LMU representatives were honored with WCC Player of the Year, Newcomer of the Year and Coach of the Year accolades by the league.

In the fall of 1991, Gina Eron becomes the first Lion to win the West Coast Conference individual title by running a time of 19:15 and men's crew wins the Light Weight Four Pacific Coast Championship. Two years later, women's volleyball accumulated a 23-7 overall record and finished second in the WCC (11-3). For the first time in program history, LMU entered the nation's top-25, ranked No. 24 in the AVCA Coaches' Poll and No. 22 by Volleyball Monthly. The glimpse of success in 1993 opened the door to the Lions dominating the WCC in women's volleyball for the next three seasons. In 1994, they garnered the first of three consecutive WCC Championships with a 19-10 overall mark and a 12-2 conference record, earning a NCAA tournament appearance. Head Coach Steve Stratos then led LMU to its second straight WCC title and NCAA tournament appearance in 1995 with a perfect 14-0 record, the first in school history.

A year later, Stratos and the West Coast Conference Champion Lions celebrated the most successful season in program history. The Lions had advanced to the NCAA's Sweet Sixteen and finished among the nation's top-10 in the final AVCA rankings. Dating back to the 1994 season, the Lions had racked up 31 straight WCC victories. LMU went a perfect 14-0 in WCC play for the second straight season in 1996, earning Stratos his third consecutive WCC Coach of the Year selection. He was the first coach in the history of the conference to earn the nod three straight years. He was also named the AVCA District Coach of the Year. Kim Blankinship joined Stratos in earning WCC accolades, as the Lions' senior was named the 1996 WCC Player of the Year. Tracy Holman and Sarah Noriega, along with Blankinship, were All-WCC first-team and AVCA All-District selections. The Lions finished the regular season 25-2 and earned a bye in the first round of the NCAAs. A second-round win over UC Santa Barbara sent the Lions to the Sweet Sixteen, where they faced a tough Washington State squad. Despite the efforts of NCAA Pacific Regional All-Tournament selections Blankinship (21 kills, 11 digs) and Noriega (30 kills, four blocks), the Lions fell 3-1. LMU finished the banner 1996 campaign with an overall record of 26-3, winning 16 of its final 17 matches and 26 of its last 28. The AVCA ranked the Lions ninth in the final 1996 poll, though LMU had climbed as high as sixth in the nation during the season.

In 1997, Sarah Noriega became the first player to earn AVCA All-America first-team honors as well as Volleyball Magazine All-America second-team accolades. She was the WCC Player of the Year in 1997 after being named an All-WCC first-team selection for the third consecutive season. Noriega was a three-time All-District VIII honoree, LMU's Female Athlete of the Year (1997-98), a participant at the U.S. Olympic Festival (1995), a World Games participant, and 2000 Olympian. In her final year as a Lion, Noriega was recognized as the AVCA National Player of the Week twice (Oct. 6 and Nov. 10). On November 7, 1997, Noriega set the NCAA record for most kills in a four-game match with 47 against San Diego, a mark which still stands today.

Second-year Head Coach Frank Cruz guided the Lions to their first WCC title in eight years in 1998. With the nation's 16th-best recruiting class, nearly all of which were freshmen. LMU edged rival Pepperdine by a half game for the conference crown earning the NCAA automatic bid to the West Regional at Stanford. Freshman Michael Schultz nearly no-hit Stanford in the first round (Stanford was ranked No. 2 in the nation) shutting out the Cardinal through the seventh inning. Schultz and freshman catcher Scott Walter were named WCC Pitcher and Player of the Year, the first time in WCC history freshmen from the same school garnered the awards. With their youth, the Lions would become the Lions' third team to claim titles in three straight years. They successfully defended their conference crown, defeating Pepperdine in a three-game series for the WCC Championship at Page Stadium. The victory helped LMU win back-to-back titles for the first time in program history. LHP Billy Traber led the team and the WCC with 135 strikeouts while earning first-team All-WCC honors. Anthony Angel also earned first-team honors, the only member of the squad to do so in two consecutive seasons.

2000s

The new century began with baseball's continued dominance as they had one of the most complete teams since the 1986 College World Series team. The Lions won their third straight WCC title and their eighth NCAA bid.

In 2000, women's volleyball continued their pursuit of excellence by starting the season on a seven-match winning streak which propelled them to a season-best No. 21 AVCA ranking (Sept. 4). Success of the program has carried over into individual honors as well. Among the program's top athletes and graduates, Stratos coached Loyola Marymount's two AVCA All-America first-team honorees, Sarah Noriega (1994-97) and Sarah McFarland (1997-00). As a member of the U.S. National Volleyball team that qualified for the 2000 Olympics in Sydney, Australia, Sarah Noriega became the third Lion to participate in the Olympic Games. Noriega became a key member of the U.S. National team in 1998. She was named team MVP for her efforts that season in 1999. As a member of the 2000 Olympic squad, Noriega finished the summer fourth on the team with 185 kills and a .393 kill percentage. Her serves wreaked havoc for opponents throughout the Summer Games as her 17 service aces ranked second best on the team.

In 2001, women's basketball earned the program's first postseason tournament bid with an invitation to the NIT, setting up future success for the team. In addition, Edit Pakay won the West Coast Conference championship with a time of 17:58 in women's cross country and women's water polo, who was in just their fourth year of competition at LMU, finished with the program's first 20-win season and its first-ever WWPA title thanks to a 7-6 win over UC Davis in the championship game. The win set in motion the most successful stretch by any program in LMU history. The Lions would go on to win five straight titles - 2001, 2002, 2003, 2004, 2005 - reaching the NCAA National Championship game in 2004 thanks to a win over Stanford in the NCAA semifinals. It was the first time in program history that the Lions played in a national championship game at the NCAA Division I level.

That same year, men's soccer earned an at-large berth into the NCAA Tournament for the first time in program history. The Lions compiled a seven game winning streak during the season, including a 1-0 victory at #11 UCLA. It marked the program's first win over UCLA, who it would face again in the first round of the NCAA Tournament, falling in a heartbreaking 3-2 double-overtime decision. The Lions were ranked as high as #16 in the polls and finished the season with a 9-7-2 record.

Also making waves in 2001 was men's water polo as they won their first Western Water Polo Association Championship by defeating UC San Diego 4-2 in the final of the annual tournament. The Lions went on to the NCAA Men's Water Polo Championship at Stanford and lost to UCLA 7-5 in the semifinals. They defeated UMass 14-6 in the consolation final to finish third. The men were as dominant in the pool as the women, winning four titles in six years - 2001, 2003, 2004, 2005.

In 2002 the women's soccer team earned their first bid to the NCAA Tournament and women's tennis won the program's first West Coast Conference Championship by knocking off nine-time defending champion and rival Pepperdine. The conference crown gave the Lions the automatic bid to the NCAA tournament.

Also in 2002, men's soccer earned their second straight invitation to the NCAA Tournament after winning 14 games in the regular season, includ-

ing a 2-0 win over #3 UCLA. LMU started the season with an 11-0-2 record, climbing to #7 in the national rankings. As a result of a strong regular season, LMU hosted its first ever postseason game, with the Lions picking up their first NCAA Tournament victory with a 1-0 win over Cal State Northridge. Andres Murriagui and Arturo Torres became the first All-Americans in program history and Jeff Kovar was named an Academic All-American. The Lions returned to the NCAAs again in 2003 and 2004.

In 2004, women's basketball claimed the program's first West Coast Conference Championship, earning its first trip to the NCAA tournament. They finished the season 24-6 overall and 13-1 in the WCC action, winning the final 15 games of the regular season, including the WCC tournament. The WCC tournament champions lost to Baylor in the NCAA regional as Kate Murray was named WCC Player of the Year and WCC Scholar-Athlete of the Year. Adrianne Slaughter was the MVP of the WCC tournament while Head Coach Julie Wilhoit was WCC and Region 8 Coach of the Year.

After women's basketball reached a milestone in March of 2004, three months later, women's water polo added to LMU's history. The Lions earned a 5-4 win over second ranked Stanford in the semifinals of the 2004 NCAA Women's Water Polo Championship to advance to the national title game. It was the first time any LMU team in more than 90 years of intercollegiate sports played in a title game sponsored by the NCAA. The Lions went on to drop a heartbreaker to USC, 10-8, to finish second. The Lions advanced to the NCAA tournament thanks to their fourth straight WWPA title, earning a 7-3 win at the Burns Recreation and Aquatics Center on the LMU campus on April 25. Devon Wright earned WWPA Player of the Year honors while Head Coach John Loughran claimed his fourth straight Coach of the Year title. Teresa Guidi became the first women's water polo player to earn first-team All-American honors. That summer a pair of Lions participated in the Olympic Games in Sydney, Australia. Christine Robinson and Rachel Riddell both played for the Canadian Olympic team that season.

As 2004 continued, men's water polo earned back-to-back WWPA titles thanks to a 6-3 win over Redlands in the WWPA tournament held at Davis, CA. The Lions finished with the second most wins in program history at 21-11, defeating Princeton 6-5 to finish third in the NCAA Championships. Endre Rex-Kiss was named MVP of the WWPA while also earning second-team All-America honors. They then became the fourth team in LMU history to earn three straight conference titles, defeating UC San Diego 7-6 at the Burns Center in the WWPA Championships. The Lions fell to Stanford at the NCAA Championship in a heartbreaker, 7-6, but responded to defeat St. Francis in the third place game, 10-6. They finished the season 19-16 overall and Endre Rex-Kiss earned second-team All-America honors after finishing second in LMU history with 261 career goals.

In the spring of 2005, softball won the program's second PCSC title in three years and this time earned the conference's automatic bid to the NCAA tournament, the program's first trip to the postseason. Also that spring, women's water polo team set the record for wins, posting an impressive 30-7 overall record as they won their fifth straight Western Water Polo Association championship. No team in LMU history has won five straight conference titles. LMU would advance to their fifth straight NCAA Women's Water Polo Championship.

The 2005-2006 season saw LMU win its first-ever West Coast Conference Commissioner's Cup for best overall athletics program in the conference. Part of that season saw Laura Mickelson place fourth in the NCAA West Regional in the 5,000-meter to qualify for the NCAA Track Championships. She placed 22nd overall. Men's basketball, in the first season under Head Coach Rodney Tention, advanced to the program's first WCC Tournament Championship since 1989, with three players earning first-team All-WCC honors. The Lions finished the WCC season at 8-6, defeated Saint Mary's in the WCC Tournament Semifinals to advance to the WCC title game where they fell to fourth-ranked Gonzaga at the buzzer, the ninth game of the season decided on the final play or overtime. Senior Wes Wardrop and juniors Brandon Worthy and Matthew Knight all earned first-team All-WCC honors for leading the Lions to the WCC Basketball Championship game.

Further history was made in 2005-06 when men's golf won their first-ever West Coast Conference Championship. Freshman Brian Locke was the first Lion to win the individual championship as he was also named Freshman of the Year in the conference. The Lions would then place sixth in the NCAA West Regional to earn the program's first trip to the NCAA Championships as they placed among the top 30 programs in the country. Matching golf that spring was women's rowing with their first WCC Championship.

In the fall of 2006, women's soccer returned to the NCAA tournament for the second time in program history, led by WCC Defender of the Year Joslyn Slovek. Laura Mickelson was at it again as she won the individual WCC Cross Country Championship by more than a minute.

That year also marked the 30th year Anniversary for women's tennis, the longest running women's program in LMU history. Since championships were created by the NCAA in 1981-82 for women's programs, LMU women have won 24 of LMU's 46 conference titles and have earned 26 NCAA tournament bids.

An example of this success was seen from the





softball program as it finished the 2007 season with a program best 47-18 record, claiming its third PCSC title. In addition, the Lions won their first and second ever NCAA Tournament games, knocking UC Santa Barbara and UCLA out of the Los Angeles Regional before falling to Hawaii in the Regional final. LMU destroyed the competition in the PCSC, winning the conference with an 18-2 record, 6.5 games ahead of second place. Christine Foley was named Player of the Year, Tiffany Pagano was named Pitcher of the Year, Melissa Dykema was named Freshman of the Year and Gary Ferrin was named the Coach of the Year.

Capping 2007 was women's water polo as the Lions won their sixth WWPA Championship in seven years and finished the season ranked seventh in the nation. Senior Stacia Peterson is named WWPA Player of the Year, Third-Team All-American and becomes just the seventh student-athlete overall and just the second female to earn CoSIDA Academic All-American honors.

In the fall of 2007, the LMU men's water polo team won their fifth WWPA title in seven years despite the youngest roster in program history. The Lions defeated UC Davis 7-6 in the title game as freshmen Tibor Forai and Andy Stevens, along with junior Mark Milovic, earned All-America honors.

Also in the 2007-08 season, the women's swimming program overcame a huge deficit to claim its first Pacific Coast Swim Conference Championship. The Lions completed their first perfect season at 9-0 while Rebecca Plume, Alex Wike and Alicia Witter earned individual conference titles. All told, 11 swimmers earned All-PCSC honors in 2008.

Capping the year was Reid Priddy ('00) capturing the gold medal for Team USA at the 2008 Summer Olympics. He joins Paul Sunderland, who won gold in 1984, as gold medalists in men's volleyball.

In 2008-09, the water polo programs added to their tradition of titles as the men claimed the 2008 title and the women in 2009. It was the sixth for the men and seventh for the women, all coming in the last 10 years. For the women, senior Nicole Hughes earned second-team All-American honors and re-wrote the LMU record book. She set the record for goals in a game (8, twice), in a season (129) and a career (320). She was the first player to score more than a 100 goals in a season and 300 in a career.

The decade would come to close as the LMU men's water polo team added their seventh title in nine years, advancing to the NCAA tournament once again. Men's soccer would also return to form, earning an at-large bid to the NCAA tournament, hosting a first-round game against Sacramento State. It was the fifth NCAA appearance for the Lions.

2010s

The new decade would begin with the program that dominated the previous one. The LMU women's water polo team, under LMU alumnus Kyle Witt, would claim a pair of conference titles to start the decade, winning their eighth and ninth WWPA titles in 2010 and 2012.

In the 2014 season they changed leagues and earned a similar result, claiming the inaugural Golden Coast Conference Championship, defeating San Diego State in sudden death overtime, 10-9, at the Burns Aquatics Center. They would repeat in 2015, using defense to beat host Pacific and No. 1 seed San Diego State. The women's water polo program has claimed more titles than any program in school history. In 2010, defeating five-time defending champion UCLA in the NCAA tournament, 5-4. They went on to finish ranked fourth in the nation and finished with a 28-6 record, staking claim to one of the most successful seasons in program history. In the fall of 2010, men's water polo continued its dominance of the WWPA, winning it for the fourth straight year and eighth in the last decade.

Men's soccer would join them, winning a share of their first WCC title in 2010. Then in the fall of 2013, they would run away with the West Coast Conference, claiming their second league title and earning the automatic bid to the NCAA tournament.

Cross country and track All-American Tara Erdmann finished her career in 2012 as one of the most decorated female athletes in LMU history. She won three individual WCC Cross Country Championships (2008, 2010, 2011), competed in six NCAA track championship races and claimed seven All-American honors. She started a tradition that has continued after her departure as Sheree Shea advanced to the 2014 NCAA Outdoor Track Championships and for the first time since the program was brought back, men's track had a representative at the NCAA Championships. Weston Strum finished 10th in the nation in the 5,000. In addition, Sam Fischer of the LMU softball team finished as LMU's triple-crown leader in career categories, and following graduation in 2012, she was chosen to play for the U.S. National Team.

In the fall of 2012, women's volleyball earned a trip to their 11th NCAA tournament. They would add number 12 in 2014 thanks to the best start in program history, starting the seaosn 12-0. The 2014-15 season would also include LMU senior Betsi Metter and freshman Sarah Sponcil reaching the AVCA National Championship, falling in the title match to finish as national runners-up. The duo went on to earn AVCA All-America status. LMU junior golfer Connor Campbell earned an individual bid to the 2015 NCAA Division I Men's Golf Championships. The Lions have had an individual go to each of the last three NCAA tournaments, with Tyler Torano representing the Lions in 2013 and 2014. LMU has been a part of six NCAA tournaments since 2006, advancing the NCAA Championships that season.

The 2015-16 season started in grand style as women's soccer finished the regular season 13-5-1, a perfect 10-0 at home, and finished tied for second in the WCC at 7-2. The Lions would earn their third trip to the NCAA tourmament as Michelle Myers was named WCC Coach of the Year. LMU opened the NCAA tournament with a pair of 1-0 shutout victories over Cal and Minnesota, respectively, before eventually having the season

come to a close at fourth-ranked West Virginia. The Lions finished the year nationally-ranked at No. 23 in the country.

Women's soccer was not the only Sweet 16 participant in the fall of 2016. Following a 13-5 record in WCC play, women's volleyball earned an at-large bid into the NCAA Tournament for the third time in four years. Led by AVCA honorable mention All-American Sarah Sponcil, the Lions won their first two tournament games, highlighted by a sweep of No. 6 Stanford to earn the program's second trip to the Sweet 16.

On the men's side, senior goalkeeper Paul Blanchette was named West Coast Conference Goalkeeper of the Year with his school-record eight shutouts on the season. Blanchette sits alone atop the LMU record book with 19 career clean sheets.

Cory Abbott dealt the first perfect game in LMU and West Coast Conference history on Saturday March 25, 2017 in a 2-0 victory over BYU. The right-hander struck out a career- high 13 hitters and used 106 pitches to dispatch of the Cougars.The perfect game was the first at the Division I level this year, and was the 26th since 1957. LMU had three players drafted in the 2017 Major League Baseball Draft, with Cory Abbott being selected in the second round by the Chicago Cubs with the 67th overall pick. The second-round selection is the highest for LMU since 2000.

Off the diamond, the 2016-17 season also saw Paul Westhead added to the West Coast Conference's Hall of Honor, Danielle Shanahan represent LMU tack and field at the NCAA Championship in 5,000 meters after finishing 4th overall at the NCAA West Region Preliminary, and a trio of women's athletes, soccer's Sarina Bolden (U.S. Under-23 Women's National Team training camp), volleyball's Sarah Sponcil (U.S. Women's National Team Open Tryouts), and basketball's Leslie Lopez-Wood (USA Women's All-Star basketball team in China for the Four Nations International BasketballTournament) being invited to represent the USA.

The 2017-18 school year featured one of the most impressive springs in some time, culminating with LMU softball winning the Postseason NISC Championship on home soil at Smith Field. LMU only lost one contest out of its four NISC games, including a three-game sweep in the championship round. Junior pitcher Hannah Bandimere was named the NISC Championship MVP while teammates Maddie Flores, Molly Grumbo and Delanie Wisz were selected to the All-Tournament Team for the championship round.

Both the men's and women's tennis teams finished their seasons ranked #55 in the final ITA team rankings, both program highs. In addition to the team ranking, LMU women's tennis also featured Veronica Miroshnichenko at #36 in singles, and Miroshnichenko/Eva Marie Voracek at #22 in doubles. Miroshnichenko's decorated season included becoming the first-ever All- American in LMU women's tennis history, taking home West Coast Conference Co-Freshman of the Year and earned a spot on the All-WCC first team as a singles player.

Four Lions earned NCAA Individaul postseason berths. Riley Elmes was selected as an at-large to compete in the 2018 NCAA Men's Golf Championships, Danielle Shanahan qualified for the NCAA Division I Cross Country Championships after finishing 12th at the NCAA West Regional, running a school record time of 19:48.5, and seniors Jack Polerecky and Maddi Vorgitch qualified for the NCAA Division I Track & Field Preliminary Round.

In the first school year under newly-hired Athletic Director Craig Pintens, LMU sent two teams to the NCAA postseason in 2018-19, earned two WCC Titles, and saw both basketball programs make the postseason in the same year for the first time.

Women's volleyball set the tone in the fall with their 14th NCAA Tournament Berth. After defeating #1-ranked BYU on the final day of the season to give the Cougars their only loss of the regular season, the Lions defeated Duke in the opening round of the NCAA Tournament before falling to eventual national champion Stanford in the round of 32.

LMU baseball swept their way through the WCC Tournament to earn the automatic bid into the postseason. The Lions, fueled by a win over #1-ranked UCLA, made the NCAA regional final, before dropping the decisive final game.

Beach volleyball won the WCC Tournament Champion by beating Pepperdine for the first time in school history, in two matches on decision day. The Lions finished ranked 10th in the final national poll.

Men's basketball won 22 games for just the third time in program history to return to the postseason and make a CBI semifinals run. LMU's program-record 8-0 start included a tournament title in the 2018 Jamaica Classic. Women's basketball won 18 games and played in the WNIT for the first time in 15 years.

Other Lions to set new all-time marks included the #43 women's tennis team, #32 men's tennis doubles, and #60 men's singles player Lucas Moenter.

Individually, Koby Pederson became the first male cross country runner to qualify for the NCAA Championships, while Riley Elmes earned his second-consecutive invite into the NCAA Regional Men's Golf Championships. Volleyball's Tess Reid, men's water polo's Blazo Mitrovic, and women's water polo's Hana Vilanova, Morgan Molloy, and Marialena Seletopoulou all received All-American honors. Women's soccer's Emma Tyrnauer recieved the WCC's Postgraduate Scholarship award.

On the coaching side, softball's Sami Strinz-Ward and beach volleyball's John Mayer were eached named WCC Coach of the Year for their respective sports, while men's basketball's Mike Dunlap earned his 400th career NCAA Victory and baseball's Jason Gill earned his 300th career victory in an LMU uniform.

The men's soccer team kicked off the 2019-20 school year with a return to the NCAA Tournament for the seventh time under Head Coach Paul Krumpe, and earned a home game.

2020s

The spring was a season unlike any other before, as teams were forced to hault competion and suspend their seasons in the wake of the Coronavirus. The COVID-19 impact carried into the fall of 2020 postponing those seasons. Three first-time head coaches, baseball's Nathan Choate, rowing's Karl Huhta, and women's soccer's Jenny Bindon, had to put the start of their careers on hold, while coaches for all teams pivoted plans.

LMU did need to fill the men's basketball head coaching vacancy, and did so by hiring Stan Johnson to lead the Lions, starting "A New STANdard" in LMU basketball.

With fall sports postponed, the first action back on the Bluff was basketball. LMU's men's and women's battled strict COVID-19 testing protocols, game cancelations, and arenas with no crowds to make it to the finish line and complete the season at the WCC Championships in Las Vegas in March 2021.

The spring featured overlapping competition between fall and spring sports on campus ultimately leading to limited fans returning for baseball and softball games.

Despite the challenges, beach volleyball won the WCC Championship, played their way into the NCAA Final Four, and finsihed #3 in the AVCA Final Rankings. Men's Soccer won the WCC Championship for the first time since 2013 and returned to the NCAA Tournament, finishing with the highest ranking in program history at #7 in the final United Soccer Coaches poll. Men's golf recorded back-to-back team tournament wins and three consecutive tournament wins before breaking the single season scoring average. Gavin Cohen and Riley Lewis were both selected as individuals for the NCAA Golf Regional Championships. Men's Basketball posted its first winning record in the WCC since 2011-12.

The spring of 2022 led the Lions to the school's top finish in the Director's Cup as three women's teams earned postseason berths to cap an historic year.

Softball claimed a WCC title for the first time in program history after defeating BYU in the regular season series and raising the conference trophy on the last day of the regular season. Beach Volleyball swept their way to another WCC crown and earned a return trip to the NCAA Championships where the Lions won three matches in Gulf Shores for the first time in program history. Women's tennis played their way to the program's first-ever at-large selection to the NCAA Championships after posting an 18-2 record in the regular season.

LMU experienced overall success in the 2022-23 school year. The Lions received the most points in the WCC men's all-sports standings, which combined with the second-most points in the women's all-sports standings, placed LMU second overall in the 2022-23 Commissioner's Cup Standings. The WCC Commissioner's Cup is an all-sports award presented at the end of each academic year to the league's top performing school in conference play and is based on a point system, reflecting the finish of each team in conference play.

Additionally, Noel Caliskan was named the WCC Male Mike Gilleran Scholar-Athlete of the Year after he concluded his four seasons with the LMU men's soccer program. Caliskan became a first-round draft pick for the Portland Timbers of MLS.

The school year started with LMU returning to the postseason for the 15th time in women's volleyball.

Men's basketball then carried the baton over the winter, wracking up the accomplishments. LMU became the first and only team in WCC history to defeat Gonzaga, Saint Mary's, and BYU all in the same season. Led by the WCC's leading scorer, Cam Shelton, LMU won 19 games in 2022-23, returned to the top four in the conference, and won against two top-15 opponents for the first time in the wins over the #6 Zags and #15 Gaels.

Prior to the start of conference play, men's basketball LMU used an improbable 8-0 run over the final 1:20 of regulation to force overtime and eventually defeat Wake Forest in the Championship game of the 2022 Jamaica Classic, 77-75. Big shot after big shot came when the Lions needed it most. Chance Stephens hit seven threes in the title game to win Tournament MVP. LMU made it to the title game after putting together a second half comeback to defeat Georgetown in the opening game of the tournament.

Commissioner's Cup is an all-sports award presented at the end of each academic year to the league's top performing school in conference play and is based on a point system, reflecting the finish of each team in conference play.

Additionally, Noel Caliskan was named the WCC Male Mike Gilleran Scholar-Athlete of the Year after he concluded his four seasons with the LMU men's soccer program. Caliskan became a first-round draft pick for the Portland Timbers of MLS.

The school year started with LMU returning to the postseason for the 15th time in women's volleyball.

Men's basketball then carried the baton over the winter, wracking up the accomplishments. LMU became the first and only team in WCC history to defeat Gonzaga, Saint Mary's, and BYU all in the same season. Led by the WCC's leading scorer, Cam Shelton, LMU won 19 games in 2022-23, returned to the top four in the conference, and won against two top-15 opponents for the first time in the wins over the #6 Zags and #15 Gaels.

Prior to the start of conference play, men's basketball LMU used an improbable 8-0 run over the final 1:20 of regulation to force overtime and eventually defeat Wake Forest in the Championship game of the 2022 Jamaica Classic, 77-75. Big shot after big shot came when the Lions needed it most. Chance Stephens hit seven threes in the title game to win Tournament MVP. LMU made it to the title game after putting together a second half comeback to defeat Georgetown in the opening game of the tournament.

LMU's run of spring season success continued in 2023. The Lions won conference championships in baseball, softball, and beach volleyball - with all three teams being led by the WCC Coach of the Year Recipients in Nathan Choate (Baseball), Tairia Flowers (Softball), and John Mayer (Beach Volleyball). Both softball and beach volleyball returned to the NCAA Tournament in consecutive years.

On the golf course, Riley Lewis followed up his WCC co-championship with a win in the NCAA Regionals to become the first individual Lion to advance to the NCAA Championship.

2023-24 saw a record year competitively, marked by some truly exceptional achievements. LMU finished with our best-ever finish in the Director's Cup, finishing 115th nationally. The men's soccer team embarked on a magical run, advancing all the way to the Elite Eight for the first time in history. The beach volleyball team continued its national dominance, securing its fifth straight WCC championship and reaching the national quarterfinals for the fourth consecutive year. Men's golf team etched their name in the history books, making their first appearance in an NCAA Regional since 2006 as an at-large participant.

In addition to the WCC championship won by beach volleyball, men's water polo team won the inaugural WCC regular-season championship in the fall, and our women's water polo team won the regular-season Golden Coast Conference (GCC) championship in the spring. Women's Water Polo finished the year with a school-best 27-3 record, losing in the GCC championship match in overtime.

In the spring, LMU also broke ground on the renovation of Gersten Pavilion, with the primary focus on the expanded Academic Success Center. In addition, there will be expanded basketball office suites, film rooms, and training tables. Thanks to your generosity, we will continue to seek out facility enhancements.

Three teams won conference championships and made the NCAA Tournament in 2024-25. Women's Volleyball returned to the postseason for the 16th time after winning their first West Coast Conference Title since 1996. The Lions advanced to the second round of the NCAA Tournament after defeating Washington in five sets in the opening round to earn 50 points in the Directors' Cup Standings. LMU posted a perfect 13-0 record at home and went 16-2 in the West Coast Conference, including sweeps of San Diego, Pepperdine, and Washington State.

The LMU Women's Water Polo team returned to the NCAA Tournament for the first time since the 2012 season. After completing a second-consecutive undefeated Golden Coast Conference regular season, the Lions hosted the 2025 GCC Tournament as the top seed. LMU won three games in three days at Burns Aquatics Center to claim the program's first GCC Tournament title since 2015. GCC Coach of the Year Ikaika Aki has now won 16 consecutive GCC regular season games and has not lost in conference play since his first season as Head Coach. In total, Aki has posted an incredible 20-1 record in conference, winning over 95 percent of his league games.

LMU Beach Volleyball finished the 2025 season as National Finalists, the furthest the program has ever gone. The Lions entered the championship day coming off a quarterfinal win over USC and a semifinal win over UCLA to earn a spot in the National Championship Match against 2-seed TCU. LMU took the Horned Frogs to the final court, in the sport's biggest stage. Despite losing in a tiebreaker set of the clinching court, the Lions are just the second program in school history to play in a National Championship Game, joining the 2004 Women's Water Polo program. The 38 wins are a program record and John Mayer was named National Coach of the Year. The team also became the first in school history to win six consecutive WCC conference titles.



CHAMPIONSHIPS/NCAA APPEARANCES

WOMEN'S BASKETBALL

WCC Championships:	2004
NCAA Appearances:	2004
NIT Appearances:	2001, 2019

WOMEN'S ROWING

WCC Championships:	2006
Varsity Four IRA National Champions	2007-08
Varsity Four IRA National Champions	1988-89
Varsity Four IRA National Champions	1980-81

WOMEN'S CROSS COUNTRY

Individual NCAA Championships:	
Terese Kozlowski - 17:34.9	1980 (AIAW)
Individual WCC Champion:	
Tara Erdmann - 20:01 (6k)	2011
Tara Erdmann - 20:21 (6k)	2010
Tara Erdmann - 21:54 (6k)	2008
Laura Mickelson - 21:16 (6k)	2006
Edit Pakay - 17:58	2001
Gina Eron - 19:15	1991

WOMEN'S SOCCER

NCAA Tournament Appearances:	2002, 2006, 2015*

SOFTBALL

WISL Championships:	1996, 1999, 2000
PCSC Championships:	2003, 2005, 2007
WCC Championships:	2022, 2023
NCAA Appearances:	2005, 2007, 2022
NISC Championships:	2018
NISC Regional Championships	2018, 2019

WOMEN'S SWIMMING

PCSC Championship:	2008

WOMEN'S TENNIS

WCC Championships:	2002
NCAA Tournament Appearances:	2002, 2022

WOMEN'S TRACK

Individual NCAA Championship Appearance:	
Danielle Shanahan (5,000-meter) - 15:54.05 (11th)	2017
Sheree Shea (10,000-meter) - 33:53.54 (13th)	2014
Tara Erdmann (3,000-meter) - 9:16.87 (5th)	2012
Tara Erdmann (10,000-meter) - 35:53.48 (21st)	2011
Tara Erdmann (5,000-meter) - 15:55.83 (12th)	2011
Tara Erdmann (10,000-meter) - 33:27 (6th)	2010
Tara Erdmann (10,000-meter) - 34:29.41 (16th)	2009
Laura Mickelson (5,000-meter) - 16:43.61 (22nd)	2006

WOMEN'S VOLLEYBALL

WCC Championships:	1986, 1994, 1995, 1996, 2024
NCAA Tournament Appearances:	1986, 1994, 1995, 1996*, 1997, 1999, 2000, 2003, 2004, 2005, 2012, 2014, 2015*, 2018, 2022, 2024
NIVC Tournament Appearances:	1990, 1992

WOMEN'S BEACH VOLLEYBALL

WCC Championships:	2019, 2021, 2022, 2023, 2024, 2025
NCAA Appearances:	2021$, 2022$, 2023^, 2024^, 2025&

WOMEN'S WATER POLO

WWPA[I] /GCC Championships:	2001[I], 2002[I], 2003[I], 2004[I], 2005[I], 2007[I], 2009[I], 2010[I], 2012[I], 2014[I], 2015[I], 2024, 2025
NCAA Appearances:	2001, 2002, 2003, 2004&, 2005, 2007, 2009, 2010, 2012, 2025

BASEBALL

WCC Championships:	1973, 1986, 1990, 1998, 1999, 2000, 2017, 2023
WCC Tournament Championships:	2019
NCAA Appearances:	1973, 1986, 1988, 1989, 1990, 1998, 1999, 2000, 2019
College World Series:	1986

MEN'S BASKETBALL

WCC League Championships:	1961, 1988, 1990
WCC Tournament Championships:	1988, 1989
NCAA Appearances:	1961, 1980, 1988, 1989, 1990^
NIT Appearances:	1986
CIT Appearances:	2010, 2012
CBI Appearances:	2019

MEN'S CREW

1992 Light Weight Four Pacific Coast Champions

MEN'S GOLF

WCC Championships:	2006
NCAA Regional Appearance:	2006, 2024
NCAA Championship Appearance:	2006
WCC Individual Champions:	2006 - Brian Locke; 2007 - Brian Locke; 2008 - Greg Moss; 2018 - Riley Elmes; 2022, 2023, 2024: Riley Lewis

MEN'S SOCCER

WCC Championship:	2010, 2013, 2020
NCAA Tournament Appearance:	2001, 2002, 2003, 2004, 2009, 2013, 2019, 2020, 2024^

MEN'S TRACK

Individual NCAA Championship Appearance:	
Weston Strum (5,000-meter) - 13:47.19 (10th)	2014
Bob Boyd - n/a (1st)	1950

MEN'S WATER POLO

WWPA[I] /WCC Championships:	2001[I], 2003[I], 2004[I], 2005[I], 2007[I], 2008[I], 2009[I], 2010[I], 2024
NCAA Final Four:	2001, 2003, 2004, 2005, 2007, 2008, 2009, 2010

* - Advanced to Sweet 16.
^ - Advanced to Elite Eight.
$ - Advanced to Final Four.
& - Advanced to National Championship Game

ALL-AMERICANS

1989-90
Bo Kimble (MBB - Consensus 2nd-Team)
Hank Gathers (MBB - Consensus 2nd-Team)

1990-91
Terrell Lowery (MBB - HM)

1991-92
Terrell Lowery (MBB - HM)

1994-95
Kerry House (WVB - HM)

1995-96
Julie Greer (WVB- HM)
Ryan Eisberg (MWP - AWPCA HM)

1996-97
Kim Blankinship (WVB - 3rd-Team)
Tracy Holman (WVB - HM)

1997-98
Sarah Noriega (WVB - 1st-Team)
Reid Priddy (MVB - 2nd-Team)
Robert Schildts (MVB - 3rd-Team)
Scott Walter (BASE - Freshman 1st-Team,
Michael Schultz (BASE - Freshman 1st-Team)
Ryan Beaver (BASE - Freshman HM)

1998-99
Reid Priddy (MVB - 2nd-Team)
Billy Traber (BASE HM)
Curt Fiore (BASE - 3rd-Team)

1999-00
Sarah McFarland (WVB - 2nd-Team)
Tracy Sharp (WSOC - HM)
Reid Priddy (MVB - 1st-Team)
Scott Walter (BASE - 2nd-Team)
Billy Traber (BASE -2nd-Team)

2000-01
Sarah McFarland (WVB- 1st-Team)
Kevin Witt (MWP - 3rd-Team)
Lucy Windes (WWP - 2nd-Team)

2001-02
Kevin Witt (MWP - 2nd-Team)
Kevin Paulsen (MWP - HM)
Stephen Lipinski (MWP - HM)
Devon Courtney (WWP - 3rd-Team)
Lucy Windes (WWP - 2nd-Team)
Teresa Guidi (WWP - 2nd-Team)
Sean Smith (BASE - Freshman 1st-Team)
Joe Frazee (BASE - Freshman HM)
Billy Lockin (BASE - 1st-Team)

2002-03
Andres Murriagui (MSOC - 1st-Team)
Arturo Torres (MSOC - 3rd-Team)
Jeff Kovar (MSOC - Academic 1st-Team)
Kevin Witt (MWP - 3rd-Team)
Teresa Guidi (WWP - 2nd-Team)
Rachel Riddell (WWP - 3rd-Team)
Katie Hicks (WWP -HM)

2003-04
Kelli Nerison (WVB - HM)
Kevin Novak (MSOC- HM)
Michael Erush (MSOC -1st-Team)
Endre Rex-Kiss (MWP - 2nd-Team)
Teresa Guidi (WWP - 1st-Team)
Devon Wright (WWP - 2nd-Team)
Stacia Peterson (WWP - HM)
Billy Lockin (BASE - 1st-Team)

2004-05
Matt Kovar (MSOC - 3rd-Team)
Diego Barrera (MSOC - Freshman 3rd-Team)
Endre Rex-Kiss (MWP - 2nd-Team)
Kelli Nerison (WVB- HM)
Stacia Peterson (WWP - 2nd-Team)
Rachel Riddell (WWP- HM)
Vanessa Glendenning (WCRW - HM)

2005-06
Endre Rex-Kiss (MWP - 2nd-Team)
Ian Elliott (MWP - HM)
Brian McShane (MWP - HM)
Brian Locke (MG - HM)
Liz Stewart (WCRW -2nd-Team)
Christine Robinson (WWP - 3rd-Team)
Katie Hicks (WWP - HM)

2006-07
Kim Feeney (WSOC - Freshman 4th-Team)
Amanda Lenor (WSOC - 1st-Team)
Ian Elliott (MWP - 3rd-Team)
Brian McShane (MWP - HM)
Stacia Peterson (WWP - 3rd-Team)
Brian Locke (MG - 3rd-Team)
Angelo Songco (BASE - Freshman 1st-Team)

2007-08
Tibor Forai (MWP - ACWPC 3rd-Team)
Andy Stevens (MWP - ACWPC HM)
Mark Milovic (MWP - ACWPC HM)
Nicole Hughes (WWP - ACWPC 2nd-Team)
Alex Wike (WWP - ACWPC HM)

2008-09
Tibor Forai (MWP - ACWPC 3rd-Team)
Andy Stevens (MWP - ACWPC 3rd-Team)
Tim Hummel (MWP - ACWPC 3rd-Team)
Amanda Lernor (WSOC - 1st-Team)
Nicole Hughes (WWP - ACWPC 2nd-Team)
Anne Scott (WWP - ACWPC HM)
Casey Flacks (WWP - ACWPC HM)
Diana Romero (WWP - ACWPC HM)

2009-10
Tibor Forai (MWP- AWPCA Second-Team)
Andy Stevens (MWP - AWPCA Third-Team)
Edgaras Asajavicius (MWP - AWPCA HM)
Ikaika Aki (MWP - AWPCA HM)
Rafael Baca (MSOC - Goal.com First-Team)
Matt Lowenstein (BASE - Louisville Slugger FR)
Mary Ann Campos (WWP - AWPCA 2nd-Team)
Anne Scott (WWP - AWPCA HM)
Kristine Cato (WWP - AWPCA Third-Team)
Kimberly Benedetti (WWP - AWPCA HM)
Casey Flacks (WWP - AWPCA HM)
Tara Erdmann (Women's Track - 10,000m)

2010-11
Tibor Forai (MWP - AWPCA HM)
Andy Stevens (MWP - AWPCA 2nd-Team)
Edgaras Asajavicius (MWP - AWPCA HM)
Ikaika Aki(MWP - AWPCA HM)
Rafael Baca (MSOC- NSCAA 3rd-Team)
Tawni Martino (WSOC - TDS Rookie HM)
Tara Erdmann (WXC - NCAA All-American)
Tara Erdmann (WIT - USTFCCCA - 3,000m)
Anthony Ireland (MBB - CI.com MM Fr.
Renahy Young (WBB - Jesuit HM)
Rachel Dekar (WSWIM - CollegeSwim.com HM)
Tara Erdmann (WTR - 2nd-Team - 5,000m)
Tara Erdmann (WTR - HM - 10,000m)
Kimberly Benedetti (WWP - AWPCA 3rd-Team)
Casey Flacks (WWP - AWPCA HM)
Erin Manke (WWP - AWPCA HM)

2011-12
Edgaras Asajaviciusi (MWP - AWPCA 3rd-Team)
Jon Colton (MWP - AWPCA HM)
Tara Erdmann (WXC - NCAA All-American)
Anthony Ireland (MBB - Jesuit HM)
Sam Fischer (Softball - NFCA Second-Team)
Tara Erdmann (WTR - USTFCCCA Indoor Track)
Alexandra Honny (WWP - AWPCA 3rd-Team)
Kimberly Benedetti (WWP - AWPCA HM)
Casey Flacks (WWP - AWPCA HM)

2012-13
Milutin Mitrovic (MWP - AWPCA HM)
John Mikuzis (MWP - AWPCA HM)
Pedro Velazquez (MSOC - Soccer News Fr.)
Anthony Ireland (MBB - CollegeInsider.com)
Alexandra Honny (WWP - AWPCA HM)

2013-14
Milutin Mitrovic (MWP - AWPCA HM)
Anthony Ireland (MBB - CollegeInsider.com)
Litara Keil (SVB - AVCA Sand All-American)
Betsi Metter (SVB - AVCA Sand All-American)
Austin Miller (BASE - CB & NCBWA Freshman)
David Fletcher (BASE - CB & NCBWA Freshman)
Alexander Honny (WWP - AWPCA 3rd-Team)
Ivana Castro (WWP - AWPCA HM)
Sheree Shea (WT - USTFCCCA 2nd-Team)
Weston Strum (MT - USTFCCCA 2nd-Team)

2014-15
Emanuel Di Stasio (MWP - AWPCA HM)
Litara Keil (WVB - AVCA HM)
Hanna Tedrow (WVB - AVCA HM)
Sarah Sponcil (SVB - AVCA Sand)
Betsi Metter (SVB - AVCA Sand)
Ivana Castro (WWP - AWPCA HM)
Sean Watkins (BASE - LS, D1, NCBWA Freshman)

2015-16
Milutin Mitrovic (MWP - AWPCA HM)
Sarah Sponcil (WVB - AVCA HM)
Ivana Castro (WWP - AWPCA HM)

2016-17
Cory Abbott (BASE - Collegiate Baseball, Baseball America, and Perfect Game First Team & ABCA/ Rawlings, D1 Baseball Second Team)
Jon Beck (MWP - AWPCA HM)
Sarah Sponcil (WVB - AVCA HM)

2017-18
Veronica Miroshnichenko (WTEN - ITA Singles)
Hana Vilanova (WWP - ACWPC HM)
Claire Wright (WWP - ACWPC HM)

2018-19
Tess Reid (WVB - AVCA HM)
Hana Vilanova (WWP - ACWPC 3rd Team)
Morgan Molloy (WWP - ACWPC HM)
Marialena Seletopoulou (WWP - ACWPC HM)
Blazo Mitrovic (MWP - ACWPC HM)

2019-20
Abbey Grosse (WWP - ACWPC HM)
Kelsey Snelgar (WWP - ACWPC HM)
Serena Zafiris (WWP - ACWPC HM)
Blazo Mitrovic (MWP - ACWPC HM)

2020-21
Alena Sanchez (WWP - ACWPC HM)
Selina Marolf (BVB - AVCA 2nd Team)
Reka Orsi Toth (BVB - AVCA 2nd Team)
Joseph Shaw (MWP - ACWPC HM)
Noel Caliskan (MSOC - USC 2nd Team)

ALL-AMERICANS

2021-22
Megan Rice (BVB - AVCA 1st Team)
Reka Orsi Toth (BVB - AVCA 1st Team)
Marine Kinna (BVB - AVCA 2nd Team)
Avery Poppinga (BVB - AVCA 2nd Team)
Marialena Seletopoulou (WWP - ACWPC HM)
Blazo Mitrovic (MWP - ACWPC HM)
David Carrasco (MWP - ACWPC HM)

2022-23
Diego Barrera (BASE - Collegiate Baseball 2nd Team)
Cam Shelton (MBB - Lou Henson Award)
Kari Geissberger (WVB - AVCA HM)
Vilhelmiina Prihti (BVB - AVCA 1st Team)
Melanie Paul (BVB - AVCA 1st Team)
Ruth Arino Ruiz (WWP - ACWPC HM)
Marialena Seletopolou (WWP - ACWPC HM)

2023-24
Tomasso Baldinetti (MWP - ACWPC HM)
Stelios Dalmaras (MWP - ACWPC HM)
Vilhelmiina Prihti (BVB - AVCA 1st Team)
Michelle Shaffer (BVB - AVCA 1st Team)
Ruth Arino Ruiz (WWP - ACWPC 2nd Team)
Lior Ben David (WWP - ACWPC HM)
Skye Nankervis (WWP - ACWPC HM)

2024-25
Abel Romero Corbalan (MWP - ACWPC HM)
Chloe Hooker (BVB - AVCA 2nd Team)
Michelle Shaffer (BVB - AVCA 2nd Team)
Ruth Arino Ruiz (WWP - ACWPC 2nd Team)
Lior Ben David (WWP - ACWPC HM)
Alyssa Barnuevo (WWP - ACWPC HM)
Yanah Gerber (WWP - ACWPC HM)

HALL OF FAME

MULTI-SPORT

Player	Induct.	Grad.
Adams, Milton "Sparky"	1993	1937
Baseball, Football, Ice Hockey, Track & Field		
Agamenoni, Aldarico	1994	1937
Football, Ice Hockey		
Boyd, Bob	1986	1950
Boxing, Football, Track & Field		
Boyle, Hugh	1989	1943
Baseball, Basketball		
Brubaker, Harry "Bud"	1989	1932
Basketball, Football		
Donahue, Bernard	1986	1930
Baseball, Basketball, Football		
Donovan, Maurice E.	1991	1942
Baseball, Basketball, Golf		
Duvall, Al	1986	1936
Football, Track & Field		
Hoffman, Leo	1986	1930
Baseball, Football		
Hovland, Carl	1992	1939
Basketball, Football, Baseball, Tennis		
Jelmini, Dean	1987	1973
Baseball, Football		
Karagozian, John	1994	1933
Baseball, Football, Ice Hockey		
Kelly, Roger	1986	1939
Baseball, Football, Golf, Track & Field		
Metter, Betsi	2022	2015
Beach Volleyball, Volleyball		
Nocerine, Dominic	1986	1937
Basketball, Football, Ice Hockey, Track		
Pakay, Edit	2011	2003
Women's Tennis, Cross Country		
Polich, John	1986	1938
Football, Ice Hockey, Track & Field		
Quinn, Brian	2000	1964
Basketball, Baseball, Administration		
Race, Edward	1993	1937
Football, Ice Hockey		
Sanchez, Jamie	1993	1975
Football, Tennis		
Sunderland, Paul	1986	1975
Basketball, Volleyball		
Tunney, James	1989	1928
Baseball, Basketball, Football		

FOOTBALL

Acquarelli, Harry	1988	1938
Alker, Guerin P	1991	1950
Andorka, Bela J.	1991	1939
Brito, Gene	1986	1951
Cheatham, Ernie	1986	1952
Crone, Bill	2009	1970
Currin, Paul	1986	1929
Donahue, Burch A.	1988	1943
Ferris, Neil G.	1991	1951
Giancanelli, Harold "Skip"	1989	1951
Klosterman, Don	1986	1952
Lauermann, Willard "Bill" E.	1988	1932
Musacco, George	1987	1951
Nipp, Maury	1987	1952
Snyder, Frederick	1992	1952

WOMEN'S ROWING

Hjelm, Karen (Hock)	2000	1981
Formento, Merri Lisa	1991	1980

MEN'S X-COUNTRY

Strum, Weston	2024	2014

WOMEN'S X-COUNTRY

Tara Erdmann	2017	2012
Kozlowski, Therse	1986	1982
Mickelson, Laura	2015	2008

MEN'S WATER POLO

Eisberg, Ryan	2009	1998
Elliott, Ian	2024	2007
Rex-Kiss, Endre	2013	2006
Witt, Kevin	2011	2003

MEN'S SOCCER

Erush, Michael	2017	2003
Murriagui, Andres "Willow"	2022	2002
Torres, Arturo	2011	2003

WOMEN'S SOCCER

Sharp, Tracy	2007	2000

MEN'S BASKETBALL

Adelman, Rick	1986	1968
Arndt, John	1986	1952
Baker, Dick	1993	1956
Bento, Ed	1986	1962
Brown, Garnette	1987	1957
Donovan, Bill	1986	1950
Fryer, Jeff	2007	1991
Gathers, Hank	2005	1990
Grote, Jerry	1986	1962
Haderlein, Jim	1986	1971
Ireland, Anthony	2019	2014
Kimble, Bo	2005	1990
Kriste, Vide J.	1988	1940
Lowery, Terrell	2017	1992
McDonald, Edwin "Scotty"	1987	1939
McKenzie, Forrest	1991	1986
Newell, Pete	1986	1940
Philyaw, Luther	1987	1976
Salvino, Tom	2013	1956
Smith, Keith	2000	1986
Smith, Stephen J.	1991	1973
Woolpert, Phil	1986	1940
Yoest, Mike	1994	1988

WOMEN'S BASKETBALL

Britton, Bryn	2009	2002
Brown, Sherri	2003	1994
Cowling, Alex	2022	2013
Flanagan, Lynn	2000	1991
Murray, Kate	2011	2004
Slaughter, Adrianne	2017	2004

BASEBALL

Bean, William "Billy"	1992	1986
Bradberry, Miah	2000	1990
Kerslake, Bob "Whitey"	2007	1958
Layana, Timothy	1992	1986
Logelin, Dr. Michael G.	1991	1970
McAnany, James E.	1993	1987
Napolitano, Anthony	2005	1993
Noah, Russ	1986	1973
Sheldon, Robert	1986	1972
Stone, Gerald	1986	1974
Traber, Billy	2015	2011
Walter, Scott	2015	2007

MEN'S GOLF

D'Amore, Jason	2015	2009

SOFTBALL

Fischer, Sam	2019	2012
Kaminaka, Danielle	2013	2005
Pagano, Tiffany	2022	2008

MEN'S TENNIS

Crawford, Roger	1994	1982

WOMEN'S TENNIS

Anderson, Kristi	2003	1989
Delgado, Debbie	1994	1985
Patridge, Carolyn B.	1991	1980
Scott, Lynn	2013	1978

MEN'S VOLLEYBALL

Priddy, Reid	2009	2000

WOMEN'S VOLLEYBALL

Blankinship, Kim	2007	1996
Day, Emily	2019	2008
Fort, Andrea	1991	1987
Holman, Tracy	2005	1998
House, Kerry	2003	1991
Hughes, Heather	2017	2007
Kimball, Kealani	2013	2004
Lacour, Cheryl	1988	1983
McFarland, Sarah	2007	2000
Noriega, Sarah	2009	1995
Petrissans, Catherine	1992	1988
Tedrow, Hannah	2024	2016
Wohlford, Leslie	1993	1989
Wrensch, Mardell	2005	1996

WOMEN'S WATER POLO

Guidi, Teresa	2022	2004

COACH/ADMIN/BENEFACTOR

Buckley, Terry	2005	1957
Benefactor		
Casassa, Rev. Charles S., S.J.	1988	
University President (1949-69)		
Drager, Hub	1986	
Athletic Administration (1949-80)		
Dreier, Chad and Ginni	2017	
Athletic Administration (1949-80)		
Fortner, Nancy	1994	
Women's Volleyball Coach (1980-86)		
Gersten, Al, Jr.	2013	
Benefactor		
Higgins, Rev. Thomas P., S.J.	1991	
Golf Coach (1970-2001)		
Husak, Dr. William H.	2022	
Director of Athletics (1998-2008)		
Jones, Arthur	2003	1950
Basketball Trainer, Season Ticket Holder		
Kilp, Rev. Alfred J., S.J.	1987	
Athletic Administration (1956-1963)		
Lieb, Tom	1987	
Football & Ice Hockey Coach (1930-38)		
Lind, John	2013	
Men's Crew Coach (1962-75)		
Malone, Rev. Lorenzo, S.J.	1987	
Athletic Admin., Golf Coach (1933-55)		
Marini, Dale	2015	1970
LMU Administration, Official Scorer		
McIssac, Don	1986	
Rugby Coach (1960-1980)		
McKenna, John	1992	
Football Coach (1949-51)		
Merrifield, Rev. Donald P., S.J	1989	
President (1969-84), Chancellor (1985-10)		
Needles, James	1987	
Basketball/Football Coach (1936-1940)		
Neri, Jerry	1989	
Assistant Football Coach (1949-51)		
Oliver, Jordan	1987	
Football Coach (1949-51)		
Sandalow, Bernie	2009	1978
Public Address Announcer		
Smith, Mike and Patty	2019	
Benefactors		
Snow	2019	
Baseball Head Coach (1985-88)		
Westhead, Paul	2000	
Men's Basketball Head Coach (1986-91)		

TEAMS

1950 Football	2011
8-1, Final National Ranking	
1969 Football	2003
Club National Champions	
1971 Men's Crew	2022
Fastest Time on the West Coast	
1981 Women's Rowing	1986
National Champion - Lightweight-4 Shell	
1986 Baseball	2007
College World Series	
1989 Women's Rowing	2011
National Champion - Lightweight-4 Shell	
1990 Men's Basketball	2005
Elite Eight/WCC Champions	
1996 Women's Volleyball	2015
Sweet 16/WCC Champions	
2000 Baseball	2024
ThirdConsecutiveWCCChampionship	2002
Women's Tennis	2019
First WCC Champions	
2004 Women's Water Polo	2013
WWPA Champs/NCAA Runner-up	
2007 Softball	2024
School Record 47 Wins/PCSC Champions	

RETIRED JERSEYS

Name	Retired	Grad.
#44 Bean, Billy (BASE)	2000	1986
#52 Fischer, Sam (SOFT)	2019	2012
#9 Holman, Tracy (WVB)	2000	1998
#44 Gathers, Hank (MBB)	2000	1990
#35 Kaminaka, Danielle (SOFT)	2015	2005
#18 Kimball, Kealani (WVB)	2005	2004
#30 Kimble, Bo (MBB)	2000	1990
#54 Layana, Tim (BASE)	2000	1986
#14 McFarland, Sarah (WVB)	2002	2000
#16 Noriega, Sarah (WVB)	2007	1995
#10 Stone, Gerald (BASE)	2000	1974
#2 Wrench, Mardell (WVB)	2000	1996

ACADEMIC ALL-AMERICANS

Name	Year	Team
Dylan Shockey (MSOC)	2021-23	---
Megan Rice (BVB)	2021-22	1st
Nick Dauchot (MSOC)	2020-21	3rd
Tibor Forai (MWP)	2010-11	2nd
Jennifer Nayudo (SOFT)	2009-10	2nd
Laura Mickelson (WXC)	2006-07	2nd
Stacia Peterson (WWP)	2006-07	3rd
Jeff Kovar (MSOC)	2002-03	1st
Heather Hollis (SOFT)	1998-99	1st
Sandor Demosthenes (BASE)	1995-96	3rd
Anthony Napolitano (BASE)	1993-94	2nd
Dean Jelmini (BASE)	1972-73	---
Steve Smith (MBB)	1972-73	1st

LMU STAFF DIRECTORY

GENERAL PHONE: ....(310) 338-2765
TICKETS: .... (310) 338-LION (5466)
BY MAIL: .... Administration:....Loyola Marymount University
.... 1 LMU Drive - MS 8505; Los Angeles, CA 90045
.... Coaching Staff: ....Loyola Marymount University
.... 1 LMU Drive - MS 8235; Los Angeles, CA 90045
BY FAX:
Ticket Office: .... (310) 338-1616 Administration: ....(310) 338-4577

ADMINISTRATION (Area Code - 310)

OFFICE OF THE AD

Craig Pintens	Director of Intercollegiate Athletics	(310) 338-5940
Ashley Armstrong	Deputy Athletic Director/SWA	(310) 258-7246
Alison Guerrero	Administrative Assistant	(310) 338-1743

NCAA COMPLIANCE

Thad Satre	Assoc. AD - Compliance	(310) 338-3706
Eryka Baez	Assistant Director of Compliance	(310) 338-7789

BUSINESS & FINANCE

Maria Behm	Sr. Assoc. AD - Business Affairs/SWA	(310) 338-7645
Lacee Diamond	Director of Business Affairs	(310) 338-2953
Sophia Hernandez	Equipment Manager	

MEDIA RELATIONS/COMMUNICATIONS

Matthew Lerman	Assistant AD - Communications	(310) 338-7768
Quinn Ireland	Assistant Director of Media Relations	(310) 338-5798
Taylor Turner	Assistant Director of Media Relations	(310) 338-7638
Noah Adaikkalam	AV Service Manager	(310) 338-2700

MARKETING & FAN ENGAGEMENT

Katie Hinkle	Assoc. AD - Maketing & Fan Engagement	(310) 258-8873
Hank Przelenski	Assistant Director of Marketing	(310) 258-8608
Laura Rivas	Digital Marketing Manager - Creative	(310) 258-5594

TICKETS/ASPIRE GROUP

Favian Velasco	Director of Tickets	(310) 338-4537

DEI/STUDENT-ATHLETE EXPERIENCE

Bobby Thompson	Assoc. AD - Administration, Culture, & SA Experience	(310) 338-3047

CORPORATE RELATIONS

Jim McIver	Sr. Assoc. AD - Corporate Relations	(310) 338-7483

ACADEMICS

Matt Casana	Assistant AD for Student-Athlete Services	(310) 338-1736
Sherilyn Frazier	Coordinator for Academic Performance	(310) 338-6594
Emily Leon	Learning Specialist	(310) 338-1614
Keara Reilly	Academic Advisor	(310) 338-7510

DEVELOPMENT/FUNDRAISING

TBD	Sr. Assoc. AD - Development	(310) 338-7880

SPORTS PERFORMANCE

Jordan Alcantar	Assistant AD - Strength & Conditioning	(310) 338-7690
Daniel Amano	Assistant Sports Performance Coordinator	(310) 338-7690
Jose Villalpando	Assistant Sports Performance Coordinator	(310) 338-7690
Nate Conger	Assistant Sports Performance Coordinator	(310) 338-7690

SPORTS MEDICINE/ATHLETIC TRAINING ROOM

Keith Ellison	Assistant AD - Sports Medicine	(310) 338-2874
Steve Cortez	Assoc. Head Athletic Trainer	(310) 338-5220
Madeline Shweppe	Clinic Coordinator	(310) 338-2953
Tyler King	Assistnat Athletic Trainer	(310)-338-2340
Francis Paclibare	Assistant Athletic Trainer	
Alyssa Gomez	Assistant Athletic Trainer	(310) 338-5297
Rhiannon Gomez	Assistant Athletic Trainer	(310) 338-4279

SPORTS NUTRITION

Shannon Kelly	Sports Nutrition Director	

INTERNAL OPERATIONS/ATHLETIC FACILITIES

Angelo Rawles	Assistant AD - Facilities and Operations	(310) 338-7642
Jay Ponce	Game Operations Manager	(310) 338-7642
Adam Hassler	Athletics Facilities and Game Ops Assistant	(310) 338-7642
Bryce Williams	Athletics Facilities and Game Ops Assistant	(310) 338-7642

HEAD COACHES

Donegal Fergus	Baseball	(310) 338-2924
Stan Johnson	Men's Basketball	(310) 338-8607
Aarika Hughes	Women's Basketball	(310) 338-8872
Chloe Curtis	Women's Cross Country/Track	(310) 338-7630
Jason D'Amore	Men's Golf	(310) 258-8619
Kyle Schmid	Men's Soccer	(310) 338-5966
Chris Chamides	Women's Soccer	(310) 338-7651
Tairia Flowers	Softball	(310) 338-7651
Tom Lloyd	Men's Tennis	(310) 338-7589
Agustin Moreno	Women's Tennis	(310) 338-7506
Kolby O'Donnel	Women's Volleyball	(310) 338-4528
John Mayer	Beach Volleyball	(310) 338-7319
David Carrasco	Men's Water Polo	(310) 338-1844
Ikaika Aki	Women's Water Polo	

THE WCC

The West Coast Conference traces its beginnings to 1952, where the California Basketball Association was created to provide a venue for five San Francisco Bay Area schools to compete in basketball - including Saint Mary's College, the University of San Francisco, and Santa Clara University. The conference expanded to include Loyola Marymount University and Pepperdine University in 1955, becoming the West Coast Athletic Conference. In 1977, the University of Portland joined the WCAC (shortened to WCC in 1989). The University of the Pacific became a WCC member for the 2013-14 season. The league will welcome two new members for the 2024-25 and 2025-26 seasons with the additions of Oregon State and Washington State from the Pac-12. In 2025-26, Seattle joined as a full WCC member. Beginning in 2026-27, UC San Diego will join the conference.

The 2026 WCC Basketball Championships will return to Las Vegas for its 18th year. LMU season ticket holders have priority access to purchase WCC Basketball Championships tickets, which can be purchased with your LMU season ticket. Tickets will be in hot demand, and the Conference is anticipating no public sale as all tickets will be purchased through the school allotments. So act now and get your tickets to the 39th Annual WCC Championships, played at the Orleans Arena!

West Coast Conference
611 Gateway Blvd.
Suite 120
South San Francisco, CA 94080
Phone: (650) 873-8622

SENIOR STAFF

Stu Jackson	Commissioner
Connie Hurlbut	Executive Associate Commissioner, SWA Governance & Compliance, Women's Basketball
Aaron Woliczko	Sr. Associate Commissioner, MBB & Sport Admin.
Kacy Irwin	Sr. Associate Commissioner, CFO
Doug Drabik	Associate Commissioner, Communications and Broadcast
Alex Penewell	Associate Commissioner, Championships & Sport Administration

STAFF

Lauren Gilligan	Assistant Commissioner, Championships & Sport Admin.
Kayla Lothian	Assistant Commisioner, Compliance/Governance
Moira Sweeney	Senior Director, Digital Strategy and Operations
Tim Miguel	Director, Communications
Dave Ford	Director, Basketball and Conference Operations
Dominic Russo	Assistant Director, Video Production and Content
Austin England	Assistant Director, Championships and Sports Administation
Japheth Pleasant	Assistant Director, Creative Content Producer
Jordan Barajas	Assistnat to the Commussioner and Office Manager

WCC SPONSORSHIPS/PROPERTIES

Mark Massari	Vice President
Jenny Magenis	Senior Marketing Coordinator

OFFICIALS COORDINATORS

John Higgins	Coordinator of Men's Basketball Officiating
Tom Hiler	Coordinator of Baseball Umpires
Sandy Hunt	Coordinator of Soccer Officiating
Violet Palmer	Coordinator of Women's Basketball Officiating
Margie Ray	Coordinator of Women's Volleyball Officiating
Joanne Venditto	Coordinator of Softball Umpires
Jim Cullingham	Coordinator of Men's Water Polo Officials

MEDIA INFORMATION

ACCESS

All LMU non-game activities of the LMU men's basketball program, specifically practices, are CLOSED. All inquiries regarding the practice schedule and status of availability should be made through the Athletic Media Relations Office. Media wishing to request a pass to attend a practice, must notify Media Relations at least 24 hours in advance to request access to practice or any non-game activity of the men's basketball program.

LMU MEDIA RELATIONS

MATTHEW LERMAN

Associate Athletic Director

Sports: Men's Basketball, Golf, Beach Volleyball, M/W Water Polo,
Office: (310) 338-7768
Cell: (424) 789-9050
Email: matthew.lerman@lmu.edu

GAMEDAY BASICS

For working media, the press row phone number for Gersten Pavilion is (310) 258-8733... Men's basketball contact is Matthew Lerman, Assistant Director of Media Relations... Seating is provided courtside (space can be limited and is dictated based on credential requests)... Media room is available with hard-wired ethernet connection and is staffed throughout the game (see below)... a wireless connection is also available throughout building, see staff at the game for assistance and log-in information... stats are provided throughout the game, with printed copies provided at each timeout, halftime and postgame... LMU is also supported by Statbroadcast's StatMonitor for instant live access of official stats on any laptop. Postgame will occur outside locker rooms (see below for more).

INTERVIEW SESSIONS

• Non-game

All interviews must be arranged through the Athletic Media Relations Office. To arrange an interview with a coach or player during the week or non-game days, please contact Matthew Lerman, Assistant Athletic Director - Communications at (310) 338-7768 at LEAST 24 HOURS PRIOR to the desired interview time. Interviews will not be permitted during practice or prior to a game on gameday.

• Postgame Interviews:

Home Games - Following a 10-minute "cooling off" period, Coach Johnson will be available for a postgame press conference in the LAC Conference Room A. The LMU locker room is CLOSED. To request player(s) for postgame, please see Matthew Lerman with list of players prior to the final media time-out. Opponent Interviews - Contact the visiting SID to arrange interviews.

Road Games - The LMU locker room is CLOSED. Coach Johnson will meet with the media following the 10-minute cool off period. Requested players will be brought outside the locker room to answer any questions.

GAMEDAY MEDIA CREDENTIALS

Press/photo credentials and access to restricted media areas of Gersten Pavilion will be limited to working media only. Requests for press/photo credentials should be made in writing on the media institution's letterhead or through institution's email address. Credentials are not guaranteed. Requests for single game credentials must be made 48 hours prior to the start of the desired game. Seating on courtside (press row) of Gersten Pavilion will be given on a first-come, first-served basis, with priority given to Season Credential holders. All requests for credentials should be emailed to Matthew Lerman, Director of Communications

MEDIA WILL CALL

Press credentials will be left at Media Will Call, which will open two hours prior to tip-off. Media Will Call is inside the administration office entrance of Gersten Pavilion (across from Burns Center Ticket Office and next to elevator).

NBA SCOUTS

Scouting passes for the NBA teams and scouting services may be obtained via email through the Athletic Communications Office at least one week prior to the game. Requests can be emailed to matthew.lerman@lmu.edu. Press row seats are not guaranteed and are on a first-come, first-served basis. Parking pass will not be issued (please see parking section).

PARKING

The Loyola Marymount University campus is located in Westchester at 1 LMU Drive, approximately four miles north of the Los Angeles International Airport.

LMU charges for parking on campus, Monday - Friday from 8:00 a.m. to 8:00 p.m. (except University Holidays). All fans attending games at LMU during those times will be required to register and pay for parking. To pay parking YOU NEED YOUR LICENSE PLATE NUMBER. Fans are to access the campus via the main entrance at 1 LMU Drive off of Lincoln Boulevard. Visitor parking is available in the following locations:

Lot-A, Hannon Parking Lot
Lot-D1, Life Sciences Building
Lot-H, Del Rey Parking Area
Lot-I, Xavier Parking Lot
Lot-L, Drollinger Parking Plaza*
UNH P2/P3, University Hall Parking Garage

*Complimentary valet service available Monday through Thursday, 9am until 6pm in select locations. Parking rates still apply and must be paid for in advance or at time of arrival.

Rates: Parking may be purchased at the time of parking through any Pay Stations, by mobile phone via Parkmobile*, or in advance through LMU Park. Rates are daily maximum of $15.

All parked vehicles on the LMU campus must be registered via license plate number (you will need that to pay for parking). Parking passes may be purchased at pay stations located in the parking lots or online. LMU's LOT NUMBER IS #961.

Pay Station Locations
Lot-A, Hannon Parking Lot
Lot-C, Burns Rec Center
Lot-D, Life Sciences Building levels P1 & P2
Lot-H, Del Rey Parking Area (South)
Lot-I, Xavier Parking Lot
Lot-L, Drollinger Parking Plaza
Lot-M, Von der Ahe (VDA) Parking Lot
Lot-U, University Hall Parking Garage levles P2 & P3

Parkmobile (http://us.parkmobile.com/)is a convenient way to purchase parking via mobile phone. To use Parkmobile (http://us.parkmobile.com/) you must have the app installed on your smartphone and use the location code of 961 for LMU.

LMU Park (https://lmu.t2hosted.com/cmn/auth_guest.aspx) is an online portal convenient for purchasing parking in advance.

DIRECTIONS:

The Loyola Marymount University campus is located in Westchester at 1 LMU Drive, approximately four miles north of the Los Angeles International Airport. Those coming to campus must use the main entrance off of Lincoln Blvd. on LMU Drive. You can get directions from the guard at the front gate.

From the Los Angeles International Airport:
Travel north on Sepulveda Blvd. Remain in either of the left two lanes and merge onto Lincoln Blvd. Follow Lincoln Blvd north past Manchester Blvd. Turn right onto LMU Drive.

From the South:
Travel on 405 North, exit on Jefferson Blvd., and turn left. Head west and make a left onto Lincoln Blvd. Head south and turn left into the campus on LMU Drive.

From the North:
Travel on 405 South, exit on Jefferson Blvd., and turn right. Head west and make a left onto Lincoln Blvd. Head south and turn left into the campus on LMU Drive.

From the East (using the 105 Freeway):
Travel on 105 West, exit on Sepulveda Blvd., and go north. Remain in either of the left two lanes and merge onto Lincoln Blvd. Follow Lincoln Blvd north past Manchester Blvd. Turn right onto LMU Drive.

From the East (using the 10 Freeway):
Travel on 10 West to 405 South, exit on Jefferson Blvd., and turn right. Head west and make a left onto Lincoln Blvd. Head south and turn left into the campus on LMU Drive.

WEB POLICY

Other than the official website of each participating institution, the West Coast Conference (WCC) and contractual rights-fee paying media, representatives credentialed to an LMU athletics event shall not post any game footage, statistics, game updates, or game information on any website (other than that of institutional websites, WCC website or contractual rights-fee paying

TELEVISION INFORMATION

media website) for 30 minutes following the conclusion of the contest.

CREDENTIAL POLICIES

A working credential ("Credential") is issued as a courtesy to an accredited agency for the sole purpose of providing stadium or venue access to an individual representative of the Agency (the "Bearer") who has a legitimate working function in connection with the event for which this credential is issued. Any unauthorized use of this Credential or violation of its terms subjects the Bearer to ejection from the Event stadium or venue(s) and revocation of the Credential. This Credential is non-transferable and may be revoked at any time without cause. The Credential authorizes the use by the Agency, solely for news and editorial coverage of the Event, of any descriptions, accounts, photographs, films, audio or video recordings, or drawings of the Event. Any other use or attempted use by the Bearer or the Agency is expressly prohibited, unless the Agency has obtained the advance written permission of Loyola Marymount University Athletics for such other use. The Bearer shall not use more than three (3) minutes of video highlights from the Event, and such usage shall be limited to a regularly scheduled television newscast aired by the Agency within a seven (7) day period following the Event. Bearer assumes all risk of harm while covering this Event. The Agency and the Bearer agree to indemnify and hold harmless Loyola Marymount University from and against any and all claims arising out of any acts or omissions of the Bearer. Acceptance of the credential constitutes agreement by the Bearer and the Agency to abide by the foregoing conditions. For complete credential and access policies and procedures, visit the GameDay Central section on LMULions.com.

RADIO RIGHTS

The KXLU 88.9 FM is the official broadcaster of LMU basketball. Space will be provided for the official radio station of the visiting team and will be limited to three press row spaces. LMU Sports Network/KXLU and the visiting team's official radio station are the only institutions who are permitted to broadcast live while game is in progress. Phone lines and an ISDN line are provided to the official radio station of the visiting institution at no cost. To access long distance, a calling card or collect call must be used.

TELEVISION RIGHTS

The West Coast Conference and LMU have an exclusive national rights contract with the ESPN family of networks. Games may be carried in the West Coast Conference region and all requests for broadcast rights must be approved three weeks in advance and requested six weeks prior to the desired game. For visiting teams wishing to broadcast a game not-contracted by LMU to the visiting team's market and not in the Los Angeles area, please contact Matthew Lerman for more information.

TICKETS

Seating capacity at Albert Gersten Pavilion is 4,156. Tickets to all home games are available online at LMULIONS.COM/TICKETS. The ticket office is open Monday through Friday, 9 a.m. - 5 p.m. and one hour prior to tip-off of all men's basketball home games. Tickets can be purchased by using MasterCard or Visa charge cards. Please contact the ticket office for information on group discounts or any other questions you may have.

FACULTY/STAFF TICKETS

LMU faculty & staff members (with valid OneCard) receive complimentary admission for themselves and one guest to all regular-season home matches in section 300 (student section). Special season tickets are available in lower level 100 sections.

STUDENT TICKETS/THE CAGE

LMU students (with valid OneCard) receive complimentary admission to all regular-season home matches. Members receive special seating and THE CAGE membership benefits when attending LMU Men's Basketball games and all home events. Visit LMULions.com/TheCage for more information.

WILL CALL/PLAYER GUEST TICKETS

Will Call is located at the Ticket Office located in the Burns Recreation Center, next to the Gersten Pavilion main entrance. Will Call opens one hour prior to tip-off. Player guest tickets can be picked up at the will call window. All Will Call pick-ups require ID.

POLICIES

An LMU athletics ticket holder is restricted to sitting in the location that appears on the tickets and agrees to abide by stadium policies and state law. At anytime LMU reserves the right to revoke tickets by refund of ticket purchase price. Unauthorized ticket selling at Sullivan Field is prohibited and violators will be prosecuted. For complete ticket policies and information, visit LMULions.com/tickets

STUDENT TICKETS/THE CAGE

LMU students (with valid OneCard) receive complimentary admission to all regular-season home matches. Members receive special seating and THE CAGE membership benefits when attending LMU Men's Basketball games and all home events. Visit LMULions.com/TheCage for more information.

WILL CALL/PLAYER GUEST TICKETS

Will Call is located at the Ticket Office located in the Burns Recreation Center, next to the Gersten Pavilion main entrance. Will Call opens one hour prior to tip-off. Player guest tickets can be picked up at the will call window. All Will Call pick-ups require ID.

POLICIES

An LMU athletics ticket holder is restricted to sitting in the location that appears on the tickets and agrees to abide by stadium policies and state law. At anytime LMU reserves the right to revoke tickets by refund of ticket purchase price. Unauthorized ticket selling at Sullivan Field is prohibited and violators will be prosecuted. For complete ticket policies and information, visit LMULions.com/tickets

SPIRIT
STORE

LMU
LIONS

LOYOLA MARYMOUNT UNIVERSITY LIONS
GERSTEN PAVILION

44
HANK'S
GO LIONS

GO LIONS

18
16
2
30
44
9
14
LMU
LIONS

PETE
NEWELL
1915-2008
2002
TENNIS
TEAM