



20

25

21

22

8

22





1

TYLER ALCORN

MIDDLE BLOCKER | 6'0 | GR.
LAFAYETTE, LA



3

MICHELLE SHAFFER

SETTER/OPP | 5'10 | GR.
SAN JUAN CAPISTRANO, CA.



4

ISABELLA BAREFORD

SETTER | 5'9 | SENIOR
LONG BEACH, CA



7

KARI GEISSBERGER

OUTSIDE HITTER | 6'5 | SENIOR
GREENBRAE, CA



8

LAUREN PATTERSON

LIBERO | 5'5 | FRESHMAN
PORTLAND, OR



10

BELLA MATHIS

MIDDLE BLOCKER | 6'0 | SOPHOMORE
GRANBITE BAY, CA.



12

SAM HASTINGS

LIBERO | 5'8 | JUNIOR
FRISCO, TX.



13

MIA SCHAFER

SETTER | 5'9 | SENIOR
CARLSBAD, CA



15

AMETHYST HARPER

OUTSIDE HITTER | 5'10 | GRAD
FRESNO, CA



17

EMMELYN WALTERS

MIDDLE BLOCKER | 6'3 | SENIOR
TEMECULA, CA



20

JACQUELYN MOORE

MIDDLE BLOCKER | 6'1 | JUNIOR
ALAMEDA, CA



21

OLIVIA TOLAND

OPP/OUTSIDE HITTER | 6'1 |
SOPHOMORE
PASADENA, CA



22

KAYLA LOPEZ

OUTSIDE HITTER | 5'4 | FRESHMAN
AUSTIN, TX



23

PAYTON GEORGE

MIDDLE BLOCKER | 5'11 |
SOPHOMORE
BURBANK, CA



25

LEAH BURRELL

OPPOSITE HITTER | 6'0 |
FRESHMAN
AJAX, ONTARIO, CANADA



28

MADDIE BOERSTRA

OUTSIDE HITTER | 6,0 | JUNIOR
LOTUS, CA.



TRENT KERSTEN

HEAD COACH
FIRST SEASON



KOLBY O'DONNELL

ASSISTANT COACH
FIRST SEASON



SARAH SMEVOG

ASSISTANT COACH
FIRST SEASON

2023 LMU VOLLEYBALL RECORD BOOK

INSIDE THE LIONS 3
 Table of Contents 3
 Quick Facts 4
 2023 Roster 4
 Pronunciation Guide 4
 2023 Schedule 5
 Gersten Pavilion 6
 LMU Yearly Record in Gersten Pavilion 7
 HEAD COACH TRENT KERSTEN 8
 Career Coaching Records at LMU 10
 2023 REVIEW 11
 Match Results 12
 Overall Statistics 13
 Conference Statistics 14
 WCC Review 15
 VOLLEYBALL HISTORY 16
 Postseason Play 17
 LMU in the Sweet Sixteen 18
 Retired Volleyball Jerseys 19
 All-Time Roster 20
 All-Time Honors 21
 Year-by-Year Results 23
 All-Time Series Records 59
 LMU VOLLEYBALL RECORDS 68
 Overall Records - Match/Season/Career 69
 Individual Top-10 Records 71
 Career 71
 Season 72
 Match 73
 Match by Sets 74
 Team Top-10 Records 77
 Season 77
 Match 77
 Match by Sets 78
 Yearly Statistical Leaders 79



LMU VOLLEYBALL QUICK FACTS

UNIVERSITY INFORMATION

Location	Los Angeles, Calif.
Founded	1911
Enrollment	6,257 Undergraduate 9,484 Total
Nickname	Lions
Primary Colors	Crimson (Pantone 202) Navy (Pantone 2965)
Secondary Colors	Marymount Blue (Pantone 279) Gray (Cool Gray 5)
Affiliation	NCAA Division I
Conference	West Coast Conference
Home Court	Gersten Pavilion
Capacity	4,156
Press Row Phone	(310) 258-8732
President	Timothy Law Snyder, Ph.D.
Alma Mater	Toledo, '81
Athletic Director	Craig Pintens
Alma Mater	University of Wisconsin-Whitewater, '98
Athletic Phone	(310) 338-2765
Ticket Office	(310) 338-LION

VOLLEYBALL STAFF

Head Coach	Trent Kersten
Alma Mater	UCLA '15
Year at LMU	First Season
Record At LMU	20-6
WCC Record	13-3
Assistant Coach	Kolby O'Donnell
Alma Mater	Lees-McRae College '06
Year at LMU	First Season
Assistant Coach	Sarah Smevog
Alma Mater	San Jose State '22
Year at LMU	Second Season

TEAM FACTS

2023 Record	20-6
2023 WCC Record Finish	13-3 2nd
Starters Returning Lost	4 3
Newcomers	7

POSTSEASON INFORMATION

Conference Championships (4)	1986 (WCAC), 1994, 1995, 1996
NCAA Appearances (13)	1986, 1994, 1995, 1996, 1997 1999, 2000, 2003, 2004, 2005, 2012, 2014, 2015, 2018, 2019, 2022
NCAA Sweet Sixteen Appearances (2)	1996, 2015

MEDIA SERVICES

Contact (Volleyball Contact)	Taylor Turner
Office Phone	(310) 338-7638
Cell Phone	
E-mail	taylor.turner@lmu.edu
Assistant Director, Media Relations	Taylor Turner
SID Office Fax	(310) 338-2703
Website	www.LMULions.com
LMU Facebook Page	facebook.com/LMULions
WVB Facebook Page	facebook.com/lmulionsWVB
LMU Twitter Page	twitter.com/LMULions
WVB Twitter Page	twitter.com/lmulionsWVB
LMU Instagram	LMULions
WVB Instagram	lmulionsWVB

MAILING ADDRESS

Loyola Marymount University	
Athletic Media Relations Office • Gersten Pavilion	
1 LMU Drive - MS 8505	
Los Angeles, CA 90045	

WEST COAST CONFERENCE

Volleyball Contact	Tim Miguel
Phone	(650) 873-8622
Email	rtmiguel@westcoast.org
Website	www.wccsports.com

No.	Name	Pos.	Ht.	Yr.-Exp.	Hometown/Last School
1	Tyler Alcorn	MB	6-0	Gr.	Lafayette, LA / Teurlings Catholic HS
3	Michelle Shaffer	S/OPP	5-10	Gr.	San Juan Capistrano, Calif. / Santa Clara
4	Isabella Bareford	S	5-9	Sr.	Long Beach, Calif. / Saint Anthony HS
7	Kari Geissberger	OH	6-5	Sr.	Greenbrae, Calif. / Marin Catholic HS
8	Lauren Patterson	L	5-5	Fr.	Portland, OR. / Sunset HS
10	Bella Mathis	MB	6-0	So.	Granite Bay, Calif. / Granite Bay HS
12	Sam Hastings	L	5-8	Jr.	Frisco, Texas / Frisco Centennial HS
13	Mia Schafer	S	5-9	Sr.	Carlsbad, CA / La Costa Canyon HS
15	Amethyst Harper	OH	5-10	Gr.	Fresno, CA / Central HS
17	Emme Walters	MB	6-3	Sr.	Temecula, Calif. / Murrieta Valley
20	Jacquelyn Moore	MB	6-1	Jr.	Alameda, CA / Alameda HS
21	Olivia Toland	OPP/H	6-1	So.	Pasadena, CA / La Canada HS
22	Kayla Lopez	OH	5-5	Fr.	Austin, TX. Rouse HS
23	Payton George	MB	5-11	So.	Burbank, CA / Village Christian HS
25	Leah Burrell	OPP	6-0	Fr.	Ajax, Ontario, Canada / J Clarke Richardson
28	Maddie Boerstra	OH	6-0	Jr.	Lotus, CA / Vista Del Lago HS

Trent Kersten	Head Coach	First Season (UCLA)
Kolby O'Donnell	Assistant Coach	First Season (Lees-McRae College)
Sarah Smevog	Assistant Coach	First Season (San Jose State)

2023 SCHEDULE

Aug 26 (Sat) 1:00 PM	Neutral	University of Texas	T 0-3
Aug 27 (Sun) 4:00 PM	Away	Long Beach State University	W 3-0
Aug 30 (Wed) 6:00 PM	Away	BYU	T 0-3
Sep 1 (Fri) 4:00 PM	Away	Weber State University	W 3-0
Sep 2 (Sat) 1:00 PM	Away	Utah State University	L 2-3
Sep 7 (Thu) 7:00 PM	Home	Marist College	W 3-0
Sep 9 (Sat) 1:00 PM	Home	American University	W 3-1
Sep 14 (Thu) 6:00 PM	Away	Boise State University	W 3-0
Sep 15 (Fri) 3:00 PM	Neutral	University of Montana	W 3-0
Sep 16 (Sat) 9:00 AM	Neutral	South Dakota State University	W 3-0
Sep 21 (Thu) 7:00 PM	Home	Saint Mary's College	W 3-0
Sep 23 (Sat) 12:00 PM	Away	Pepperdine University	T 1-3
Sep 28 (Thu) 6:00 PM	Away	University of Portland	W 3-0
Sep 30 (Sat) 12:00 PM	Away	Gonzaga University	W 3-0
Oct 5 (Thu) 7:00 PM	Home	University of the Pacific	W 3-2
Oct 7 (Sat) 1:00 PM	Away	University of San Francisco	W 3-0
Oct 12 (Thu) 7:00 PM	Home	University of San Diego	W 3-1
Oct 14 (Sat) 1:00 PM	Home	Santa Clara University	W 3-1
Oct 19 (Thu) 7:00 PM	Home	Pepperdine University	L 2-3
Oct 26 (Thu) 7:30 PM	Away	University of San Diego	W 3-1
Oct 28 (Sat) 12:00 PM	Away	University of the Pacific	L 2-3
Nov 2 (Thu) 7:00 PM	Home	University of Portland	W 3-0
Nov 4 (Sat) 1:00 PM	Home	Gonzaga University	W 3-0
Nov 11 (Sat) 1:00 PM	Home	University of San Francisco	W 3-0
Nov 16 (Thu) 7:00 PM	Away	Saint Mary's College	W 3-0
Nov 18 (Sat) 1:00 PM	Away	Santa Clara University	W 3-0



GERSTEN PAVILION

Home of the Lions.

One of Southern California's premier athletic facilities, Albert Gersten Pavilion begins its 38th year as home of the Loyola Marymount Lions in 2018-19. Since opening night, the Pavilion has become one of the toughest places to play in the West Coast Conference.

The 63,000-square foot facility, which had state-of-the-art flooring installed before the 2009 season, boasts a functional design, featuring rounded columns at each corner, separated by mirrored glass. It houses LMU's state-of-the-art training and medical facilities, and is the home of all indoor athletic events, including women's volleyball and men's and women's basketball games.

The locker rooms located in the back of the house of Gersten for volleyball and the two basketball teams were renovated leading into the 2014-15 seasons. The upgrades included new shower facilities, an expansion of the locker room space and new restrooms. New scoreboards, including a centerhung video board, were installed prior to the 2015-16 seasons.

The volleyball Lions first moved into the facility in 1982, and recorded 14 wins in Gersten's inaugural season. Since 1982, the Lions have posted an overall record of 311-165 (.653) in the friendly confines of the Pavilion. In conference play, the record is even more impressive with a 161-79 (.671) home record in WCC action. In 36 years, the 1996 (WCC volleyball championship team and Sweet Sixteen participant) and 2003 (NCAA second round appearance) squads have been the most successful with 14-1 marks, for .933 winning percentages.

One of the largest regular season crowds in program history gathered in 2004 to see LMU top local rival Pepperdine, 3-1, in West Coast Conference action. With 1,142 fans in attendance, it was the largest Gersten Pavilion volleyball crowd since LMU hosted the playoffs during the 1996 Sweet Sixteen season.

Built to accommodate the 1984 Summer Olympic Games in Los Angeles, the Pavilion served as the host site for the weightlifting competition of the Games. More than 1,000 people were involved with the staging of the event which, at that time, attracted the largest number of weightlifting competitors in the history of the Olympics. More than two million people were brought into the Pavilion through television, radio, newspapers and wire services that attended the competition.

Prior to the Olympics, Gersten was the site of the McDonald's Gymnastics Classic in 1983, featuring the best male and female gymnasts from the United States and the former Soviet Union. In 1991, the Pavilion was the venue for the men's and women's volleyball and boxing preliminaries at the U.S. Olympic Festival. It has been host to top basketball camps in the country, hosting LMU alumnus Pete Newell and his Big Man's Camp for NBA players. It has served as one of the official practice homes of the L.A. Lakers and L.A. Clippers, and continues to welcome visiting NBA franchises. The Pavilion also hosted Kiki Vandeweghe's Individual Instruction Camp with some of the best in the NBA participating.

Gersten Pavilion was named in honor of Albert Gersten, father of LMU regent Albert Gersten, Jr., a 1974 LMU graduate. The Gersten family was the largest single donor to the construction project.



LMU IN GERSTEN

Season	Overall Record	W-L%
1982	15-3	.833
1983	5-10	.333
1984	6-10	.375
1985	6-6	.500
1986	8-1	.889
1987	7-6	.538
1988	4-8	.333
1989	4-8	.333
1990	8-5	.615
1991	6-3	.667
1992	10-5	.667
1993	8-3	.727
1994	10-3	.769
1995	12-2	.857
1996	14-1	.933
1997	8-3	.727
1998	10-1	.909
1999	9-5	.643
2000	8-2	.800
2001	7-7	.500
2002	11-4	.733
2003	14-1	.933
2004	12-4	.750
2005	8-4	.667
2006	12-5	.706
2007	9-4	.692
2008	5-9	.357
2009	6-5	.545
2010	5-4	.556
2011	7-5	.583
2012	9-6	.600
2013	11-4	.733
2014	11-3	.786
2015	10-4	.714
2016	8-6	.571
2017	8-5	.615
2018	21-10	.667
2019	15-15	.500
2020-21	7-9	.438
2022	18-10	.643
2023	20-6	.769

392-214

Conference Matches

Season	Record	W-L%
1982	--	--
1983	--	--
1984	--	--
1985	4-2	.667
1986	5-0	1.000
1987	6-1	.857
1988	3-4	.429
1989	3-4	.429
1990	6-2	.750
1991	5-2	.714
1992	6-1	.857
1993	6-1	.857
1994	7-0	1.000
1995	7-0	1.000
1996	7-0	1.000
1997	5-2	.714
1998	6-1	.857
1999	4-3	.571
2000	5-2	.714
2001	3-4	.429
2002	4-3	.571
2003	6-1	.857
2004	5-2	.714
2005	4-3	.571
2006	3-4	.426
2007	5-2	.714
2008	2-5	.286
2009	3-4	.429
2010	4-3	.571
2011	4-4	.500
2012	4-4	.500
2013	7-2	.778
2014	6-3	.667
2015	6-2	.750
2016	4-5	.444
2017	6-3	.667
2018	10-8	.556
2019	9-9	.500
2020-21	7-9	.438
2022	13-5	.722
2023	13-3	.812

213-113



HEAD COACH TRENT KERSTEN

FIRST SEASON AT LMU

20-6 Overall at LMU | 13-3 WCC
Spent Previous Three Seasons at San Jose State Before Leading Lions
Helped Santa Clara to Three NCAA Tournament Appearances
Coached Five Seasons at Texas Christian University Prior to SJSU
Played three seasons at UCLA

In the 2023 season, Trent Kersten became the leader of the LMU women's volleyball program, achieving success and generating anticipation for the next season.

The Lions concluded the season with an impressive 20-6 overall record and a remarkable 13-3 WCC record, marking their first 20-win season since 2018. A notable highlight was their double victory over nationally-ranked San Diego, achieving a season sweep. Additionally, the team clinched the second spot in the WCC, an accomplishment not accomplished since prior to 2018.

Before coming to The Bluff, Kersten had a successful three seasons leading the San Jose State Spartans.

One of the rising young coaches in the sport, Kersten has built San José State into a legitimate contender in the Mountain West Conference during his tenure. The Spartans finished 2021 with a 19-10 overall record and 13-5 MW record. The 19 wins were the most by a San José State team in 15 years and the third time in five seasons that the program finished above .500. The 13 conference wins were

the most Mountain West wins in school history, until 2022 when the team set a new high mark with a second-place league finish, a 21-9 overall record, and school-record 14 conference wins.

Prior to his time at San José State, Kersten spent five seasons as a member of the TCU coaching staff where the team played in the postseason four of the five years. As the Recruiting Coordinator, his 2019 class was ranked fifth in the nation by Volleyball Magazine and sixth in the nation by Prep Volleyball.

Active in the USA Volleyball High Performance programs, he has assisted in developing athletes ranging in ages from 12-18. Kersten's 2019 team won a gold medal at the High Performance Championships and was selected to the 2020 U.S. Girls Youth National Training Team coaching staff as an assistant coach. He has assisted at the USA Volleyball Women's National Team Open Program tryouts and was an assistant coach at the 2021 USA Volleyball National Team Development Program Winter Training Series.

Kersten played three seasons at UCLA under

legendary men's coaches Al Scates and John Speraw, the current USA Men's National Team Head Coach. As a walk-on, Kersten was a three-year starter and earned a scholarship during his playing career. A 2015 All-MPSF honorable mention selection, he ranked among the nation's top-15 in hitting percentage (.387) and blocks per set (1.08) his final year.

During his undergraduate years, Kersten worked in the UCLA Recruiting Department during the summer of 2014 and was a lead coach for three summers at the UCLA Summer Volleyball Camps.

Kersten has extensive experience working with club teams in California and Texas. He has been responsible for managing coaching staffs and working with budgets for each team.

Kersten graduated from UCLA in June of 2015 with a bachelor's degree in geography and environmental studies. He and his wife, Tara, have one daughter, Kolbie.



THE STORY OF KERSTEN


COLLEGE: UCLA, 2015

COACHING EXPERIENCE:

2023	Head Coach, LMU
2019-2022	Head Coach, SJSU
2021	USA Volleyball Women's National Team Development Program
2014-2019	Assistant Coach, Texas Christian University
2019	USA Volleyball High Performance Program

PLAYING EXPERIENCE:

2013-2015	UCLA
-----------	------



COACHING RECORDS SINCE 1982

Year	Head Coach	Wins	Losses	Ties	Pct.	Wins	Losses	Pct.	WCC Finish	Postseason
1982	Nancy Fortner	37	12	1	.750	--	--	--	--	--
1983	Nancy Fortner	17	21	0	.447	--	--	--	--	--
1984	Nancy Fortner	10	26	0	.278	--	--	--	--	--
1985	Nancy Fortner	15	14	0	.517	8	4	.667	2nd	--
1986	Nancy Fortner	24	8	0	.750	10	2	.833	1st	NCAA 2nd Round
1987	George Yamashita	17	17	0	.500	10	4	.714	2nd	--
1988	George Yamashita	9	22	0	.290	4	10	.286	6th	--
1989	Mike Normand	8	19	0	.296	7	7	.500	5th	--
1990	Steve Stratos	21	16	0	.568	10	4	.714	3rd	--
1991	Steve Stratos	17	12	0	.586	8	6	.571	3rd	--
1992	Steve Stratos	22	13	0	.629	10	4	.714	2nd	--
1993	Steve Stratos	23	7	0	.767	11	3	.786	2nd	--
1994	Steve Stratos	19	10	0	.655	12	2	.857	1st	NCAA 1st Round
1995	Steve Stratos	24	5	0	.828	14	0	.000	1st	NCAA 1st Round
1996	Steve Stratos	26	3	0	.897	14	0	.000	1st	NCAA 3rd Round
1997	Steve Stratos	22	7	0	.759	11	3	.786	3rd	NCAA 2nd Round
1998	Steve Stratos	18	8	0	.692	9	5	.643	4th	--
1999	Steve Stratos	20	11	0	.645	9	5	.643	4th	NCAA 2nd Round
2000	Steve Stratos	20	9	0	.690	10	4	.714	3rd	NCAA 1st Round
2001	Steve Stratos	15	10	0	.600	8	6	.571	4th	--
2002	Steve Stratos	15	12	0	.556	6	8	.429	4th	--
2003	Steve Stratos	26	7	0	.788	10	4	.714	3rd	NCAA 2nd Round
2004	Steve Stratos	17	12	0	.586	8	6	.571	4th	NCAA 1st Round
2005	Steve Stratos	19	11	0	.633	7	7	.500	5th	NCAA 1st Round
2006	Steve Stratos	19	12	0	.613	5	9	.357	6th	--
2007	Steve Stratos	16	13	0	.552	8	6	.571	4th	--
2008	Steve Stratos	13	17	0	.433	3	11	.214	6th	--
2009	Steve Stratos	12	17	0	.414	3	11	.214	7th	--
2010	Tom Black	15	15	0	.500	6	8	.429	4th	--
2011	Tom Black	14	16	0	.467	7	9	.438	6th	--
2012	Tom Black	18	13	0	.581	8	8	.500	6th	NCAA 1st Round
2013	Tom Black	14	14	0	.500	8	10	.444	6th	--
2014	Tom Black	23	8	0	.742	11	7	.611	5th	NCAA 1st Round
2015	Tom Black	24	9	0	.727	13	5	.722	T-3rd	NCAA 3rd Round
2016	Tom Black	19	11	0	.633	10	8	.556	T-3rd	--
2017	Aaron Mansfield	16	13	0	.552	9	9	.500	T-4th	--
2018	Aaron Mansfield	21	10	0	.677	10	8	.556	5th	NCAA 1st Round
2019	Aaron Mansfield	15	15	0	.500	9	9	.500	5th	NCAA 1st Round
2020-21	Aaron Mansfield	7	9	0	.438	7	9	.438	4th	--
2021	Aaron Mansfield	17	11	0	.607	8	10	.444	7th	--
2022	Aaron Mansfield	17	10	0	.630	13	5	.722	3rd	NCAA 1st Round
2023	Trent Kersten	20	6		.769	13	3	.812	2nd	

LMU CAREER COACHING RECORDS (WINS)		Coach	Years at LMU	Overall
		Tom Black	2010-2016 (7)	127-86
			63-55	
		Nancy Fortner	1982-1986 (5)	103-81-1
			18-6	
		Aaron Mansfield	2017-2022 (5)	98-71
			176-104	



Steve Stratos is LMU's all-time winningest coach, posting a 384-212 record over 20 seasons.



Nancy Fortner guided the LMU volleyball program from 1982-1986, finishing with a .559 winning pct.



Tom Black guided LMU to the 2015 NCAA Tournament Sweet Sixteen - matching the finish of 1996.

WITH GRATITUDE FOR OUR GENEROUS PHILANTHROPIC PARTNERS

HOME OF THE LIONS

20
23

LMU



RECORD BOOK

2023 REVIEW



2023-24 LMU (CA) Women's Volleyball Overall Team Results All games

Team Results

Date	Opponent		Score	Score-by-set	Overall	Conf	Time	Att.
08/26/2023	vs Texas	L	0-3	22-25,22-25,19-25	0-1	0-0	01:33	857
08/27/2023	at Long Beach St.	W	3-0	26-24,25-17,25-19	1-1	0-0	01:49	1178
08/30/2023	at BYU	L	0-3	22-25,16-25,19-25	1-2	0-0	01:35	3304
09/01/2023	at Weber St.	W	3-0	25-17,25-23,25-21	2-2	0-0	01:27	178
09/02/2023	at Utah St.	L	2-3	16-25,25-17,20-25,25-18,13-15	2-3	0-0	02:49	835
09/07/2023	Marist	W	3-0	25-8,25-9,25-12	3-3	0-0	01:17	402
09/09/2023	American	W	3-1	20-25,25-17,25-13,25-23	4-3	0-0	02:06	348
09/14/2023	at Boise St.	W	3-0	25-21,25-21,26-24	5-3	0-0	01:39	1009
09/15/2023	vs Montana	W	3-0	25-15,25-18,25-18	6-3	0-0	01:16	109
09/16/2023	vs South Dakota St.	W	3-0	25-17,25-14,25-21	7-3	0-0	01:18	98
* 09/21/2023	Saint Mary's (CA)	W	3-0	25-22,25-21,25-21	8-3	1-0	01:37	451
* 09/23/2023	at Pepperdine	L	1-3	17-25,25-23,22-25,18-25	8-4	1-1	02:21	579
* 09/28/2023	at Portland	W	3-0	25-14,25-15,25-20	9-4	2-1	00:00	120
* 09/30/2023	at Gonzaga	W	3-0	25-23,25-20,25-19	10-4	3-1	01:29	350
* 10/05/2023	Pacific	W	3-2	23-25,20-25,27-25,27-25,15-12	11-4	4-1	02:49	374
* 10/07/2023	at San Francisco	W	3-0	25-14,27-25,25-20	12-4	5-1	01:32	285
* 10/12/2023	San Diego	W	3-1	23-25,25-16,25-22,25-18	13-4	6-1	02:14	1001
* 10/14/2023	Santa Clara	W	3-1	25-19,26-28,25-17,25-12	14-4	7-1	02:00	330
* 10/19/2023	Pepperdine	L	2-3	25-21,12-25,25-23,21-25,11-15	14-5	7-2	02:44	536
* 10/26/2023	at San Diego	W	3-1	23-25,25-15,25-16,25-22	15-5	8-2	02:15	593
* 10/28/2023	at Pacific	L	2-3	25-18,22-25,25-17,16-25,12-15	15-6	8-3	02:24	381
* 11/02/2023	Portland	W	3-0	25-10,25-20,25-14	16-6	9-3	01:19	337
* 11/04/2023	Gonzaga	W	3-0	25-20,25-13,25-18	17-6	10-3	01:27	289
* 11/11/2023	San Francisco	W	3-0	25-13,25-23,25-20	18-6	11-3	01:30	1044
* 11/16/2023	at Saint Mary's (CA)	W	3-0	25-15,25-23,25-17	19-6	12-3	01:23	286
* 11/18/2023	at Santa Clara	W	3-0	25-14,25-10,25-7	20-6	13-3	01:09	988

Team Record	W-L-T
Overall:	20-6
Conference:	13-3
Home:	9-1
Away:	9-4
Neutral:	2-1
3 sets:	15-2
4 sets:	4-1
5 sets:	1-3

Attendance	Dates	Total	Avg.
Total:	26	16262	625
Home:	10	5112	511
Away:	13	10086	776
Neutral:	3	1064	355

2023 OVERALL STATS



2023-24 LMU (CA) Women's Volleyball Combined Team Statistics All games

Page 1/1
as of Jun 04, 2024

Game Records

Overall	Conference	Home	Away	Neutral
20 - 6	13 - 3	9 - 1	9 - 4	2 - 1

Team Box Score

#	Player	SP	Attack					Set		Serve			Dig		Blocking					PTS		
			K	K/S	E	TA	PCT	A	A/S	SA	SE	SA/S	RE	DIG	DIG/S	BS	BA	TOT/S	BLK/S		BE	BHE
1	Alcorn, Tyler	55	66	1.20	24	135	.311	3	0.05	0	1	0.00	0	10	0.18	6	38	44	0.80	3	1	91.0
3	Shaffer, Michelle	91	214	2.35	80	490	.273	17	0.19	34	53	0.37	22	207	2.27	5	39	44	0.48	8	2	272.5
4	Bareford, Isabella	91	2	0.02	1	15	.067	555	6.10	27	38	0.30	0	135	1.48	0	0	0	0.00	0	17	29.0
7	Geissberger, Kari	91	263	2.89	97	619	.268	7	0.08	18	45	0.20	11	67	0.74	4	67	71	0.78	4	1	318.5
8	Patterson, Lauren	9	0	0.00	0	0	.000	1	0.11	1	0	0.11	0	1	0.11	0	0	0	0.00	0	0	1.0
10	Mathis, Bella	44	38	0.86	20	101	.178	3	0.07	0	0	0.00	0	4	0.09	4	44	48	1.09	2	0	64.0
12	Hastings, Sam	91	8	0.09	0	21	.381	100	1.10	12	15	0.13	39	358	3.93	0	0	0	0.00	0	0	20.0
13	Schafer, Mia	91	4	0.04	5	18	-.056	402	4.42	25	18	0.27	0	134	1.47	0	0	0	0.00	1	3	29.0
15	Harper, Amethyst	91	246	2.70	79	603	.277	13	0.14	15	35	0.16	27	145	1.59	6	60	66	0.73	5	0	297.0
17	Walters, Emmelyn	17	13	0.76	2	20	.550	0	0.00	0	0	0.00	0	1	0.06	1	8	9	0.53	1	0	18.0
20	Moore, Jacquelyn	90	228	2.53	42	410	.454	2	0.02	0	0	0.00	1	18	0.20	11	102	113	1.26	5	2	290.0
21	Toland, Olivia	22	10	0.45	5	36	.139	0	0.00	0	0	0.00	0	2	0.09	0	3	3	0.14	0	2	11.5
22	Lopez, Kayla	17	3	0.18	1	9	.222	1	0.06	0	1	0.00	1	7	0.41	0	0	0	0.00	0	0	3.0
28	Boerstra, Madeline	88	125	1.42	67	364	.159	9	0.10	22	37	0.25	0	64	0.73	4	41	45	0.51	3	0	171.5
LMU (CA)		91	1220	13.41	423	2841	.281	1113	12.23	154	243	1.69	117	1153	12.67	41	402	242	2.66	32	28	1,616.0
Opponents		91	937	10.30	497	2851	.154	847	9.31	117	212	1.29	154	988	10.86	42	219	151.5	1.66	32	19	1,205.5

Team statistics

	LMU	OPP
ATTACK		
Kills	1220	937
Errors	423	497
Total Attacks	2841	2851
Attack Pct	.281	.154
Kills/Set	13.41	10.30
SET		
Assists	1113	847
Attempts	2860	2846
Assist Pct	.389	.298
Assists/Set	12.23	9.31
SERVE		
Aces	154	117
Errors	243	212
Attempts	2101	1792
Serve Pct	.884	.882
Aces/Set	1.69	1.29
SERVE RECEPTIONS		
Errors	117	154
Errors/Set	1.29	1.69
Attempts	1580	1860
Reception Pct	.926	.999
DEFENSE		
Digs	1153	988
Digs/Set	12.67	10.86
BLOCKING		
Block solo	41	42
Block Assist	402	219
Total Blocks	242	151.5
Blocks/Set	2.66	1.66
Block Errors	32	32
Ball handling errors	28	19
ATTENDANCE		
Total	5112	10086
Dates/Avg Per Date	10/511	13/776
Neutral Site #/Avg	3/355	-
Current win streak	0	-
Home win streak	0	-

Team Results

Date	Opponent	Score	Score-by-set	Att.
08/26/2023	vs Texas	L 0-3	22-25,22-25,19-25	857
08/27/2023	at Long Beach St.	W 3-0	26-24,25-17,25-19	1178
08/30/2023	at BYU	L 0-3	22-25,16-25,19-25	3304
09/01/2023	at Weber St.	W 3-0	25-17,25-23,25-21	178
09/02/2023	at Utah St.	L 2-3	16-25,25-17,20-25,25-18,13-15	835
09/07/2023	Marist	W 3-0	25-8,25-9,25-12	402
09/09/2023	American	W 3-1	20-25,25-17,25-13,25-23	348
09/14/2023	at Boise St.	W 3-0	25-21,25-21,26-24	1009
09/15/2023	vs Montana	W 3-0	25-15,25-18,25-18	109
09/16/2023	vs South Dakota St.	W 3-0	25-17,25-14,25-21	98
* 09/21/2023	Saint Mary's (CA)	W 3-0	25-22,25-21,25-21	451
* 09/23/2023	at Pepperdine	L 1-3	17-25,25-23,22-25,18-25	579
* 09/28/2023	at Portland	W 3-0	25-14,25-15,25-20	120
* 09/30/2023	at Gonzaga	W 3-0	25-23,25-20,25-19	350
* 10/05/2023	Pacific	W 3-2	23-25,20-25,27-25,27-25,15-12	374
* 10/07/2023	at San Francisco	W 3-0	25-14,27-25,25-20	285
* 10/12/2023	San Diego	W 3-1	23-25,25-16,25-22,25-18	1001
* 10/14/2023	Santa Clara	W 3-1	25-19,26-28,25-17,25-12	330
* 10/19/2023	Pepperdine	L 2-3	25-21,12-25,25-23,21-25,11-15	536
* 10/26/2023	at San Diego	W 3-1	23-25,25-15,25-16,25-22	593
* 10/28/2023	at Pacific	L 2-3	25-18,22-25,25-17,16-25,12-15	381
* 11/02/2023	Portland	W 3-0	25-10,25-20,25-14	337
* 11/04/2023	Gonzaga	W 3-0	25-20,25-13,25-18	289
* 11/11/2023	San Francisco	W 3-0	25-13,25-23,25-20	1044
* 11/16/2023	at Saint Mary's (CA)	W 3-0	25-15,25-23,25-17	286
* 11/18/2023	at Santa Clara	W 3-0	25-14,25-10,25-7	988



2023-24 LMU (CA) Women's Volleyball Combined Team Statistics Specific games

Game Records

Overall	Conference	Home	Away	Neutral
13 - 3	13 - 3	7 - 1	6 - 2	0 - 0

Team Box Score

#	Player	SP	Attack					Set		Serve			Dig		Blocking					PTS		
			K	K/S	E	TA	PCT	A	A/S	SA	SE	SA/S	RE	DIG	DIG/S	BS	BA	TOT/S	BLK/S		BE	BHE
1	Alcorn, Tyler	46	63	1.37	20	124	.347	3	0.07	0	0	0.00	0	10	0.22	5	35	40	0.87	1	1	85.5
3	Shaffer, Michelle	58	139	2.40	45	323	.291	11	0.19	18	33	0.31	17	145	2.50	2	20	22	0.38	5	1	169.0
4	Bareford, Isabella	58	2	0.03	1	13	.077	353	6.09	19	22	0.33	0	96	1.66	0	0	0	0.00	0	10	21.0
7	Geissberger, Kari	58	178	3.07	66	413	.271	3	0.05	6	25	0.10	1	34	0.59	3	34	37	0.64	3	0	204.0
8	Patterson, Lauren	6	0	0.00	0	0	.000	1	0.17	1	0	0.17	0	0	0.00	0	0	0	0.00	0	0	1.0
10	Mathis, Bella	17	11	0.65	8	31	.097	2	0.12	0	0	0.00	0	2	0.12	2	14	16	0.94	1	0	20.0
12	Hastings, Sam	58	6	0.10	0	15	.400	62	1.07	2	4	0.03	19	228	3.93	0	0	0	0.00	0	0	8.0
13	Schafer, Mia	58	2	0.03	4	12	.167	275	4.74	13	12	0.22	0	86	1.48	0	0	0	0.00	0	3	15.0
15	Harper, Amethyst	58	159	2.74	52	403	.266	10	0.17	13	31	0.22	14	114	1.97	3	40	43	0.74	3	0	195.0
17	Walters, Emmelyn	8	8	1.00	0	11	.727	0	0.00	0	0	0.00	0	0	0.00	0	1	1	0.13	0	0	8.5
20	Moore, Jacquelyn	58	141	2.43	29	265	.423	1	0.02	0	0	0.00	0	17	0.29	7	65	72	1.24	2	1	180.5
21	Toland, Olivia	17	8	0.47	4	32	.125	0	0.00	0	0	0.00	0	2	0.12	0	3	3	0.18	0	2	9.5
22	Lopez, Kayla	12	1	0.08	0	3	.333	0	0.00	0	1	0.00	0	6	0.50	0	0	0	0.00	0	0	1.0
28	Boerstra, Madeline	55	73	1.33	42	220	.141	5	0.09	18	24	0.33	0	41	0.75	1	23	24	0.44	2	0	103.5
LMU (CA)		58	791	13.64	271	1865	.279	726	12.52	90	152	1.55	63	781	13.47	23	235	140.5	2.42	17	18	1,021.5
Opponents		58	606	10.45	314	1873	.156	550	9.48	63	134	1.09	90	672	11.59	26	135	93.5	1.61	19	17	762.5

Team statistics

	LMU	OPP
ATTACK		
Kills	791	606
Errors	271	314
Total Attacks	1865	1873
Attack Pct	.279	.156
Kills/Set	13.64	10.45
SET		
Assists	726	550
Attempts	1877	1875
Assist Pct	.387	.293
Assists/Set	12.52	9.48
SERVE		
Aces	90	63
Errors	152	134
Attempts	1340	1140
Serve Pct	.887	.882
Aces/Set	1.55	1.09
SERVE RECEPTIONS		
Errors	63	90
Errors/Set	1.09	1.55
Attempts	1006	1190
Reception Pct	.937	.999
DEFENSE		
Digs	781	672
Digs/Set	13.47	11.59
BLOCKING		
Block solo	23	26
Block Assist	235	135
Total Blocks	140.5	93.5
Blocks/Set	2.42	1.61
Block Errors	17	19
Ball handling errors	18	17
ATTENDANCE		
Total	4362	3582
Dates/Avg Per Date	8/545	8/448
Neutral Site #/Avg	0/0	-
Current win streak	0	-
Home win streak	0	-

Team Results

Date	Opponent	Score	Score-by-set	Att.
* 09/21/2023	Saint Mary's (CA)	W 3-0	25-22,25-21,25-21	451
* 09/23/2023	at Pepperdine	L 1-3	17-25,25-23,22-25,18-25	579
* 09/28/2023	at Portland	W 3-0	25-14,25-15,25-20	120
* 09/30/2023	at Gonzaga	W 3-0	25-23,25-20,25-19	350
* 10/05/2023	Pacific	W 3-2	23-25,20-25,27-25,27-25,15-12	374
* 10/07/2023	at San Francisco	W 3-0	25-14,27-25,25-20	285
* 10/12/2023	San Diego	W 3-1	23-25,25-16,25-22,25-18	1001
* 10/14/2023	Santa Clara	W 3-1	25-19,26-28,25-17,25-12	330
* 10/19/2023	Pepperdine	L 2-3	25-21,12-25,25-23,21-25,11-15	536
* 10/26/2023	at San Diego	W 3-1	23-25,25-15,25-16,25-22	593
* 10/28/2023	at Pacific	L 2-3	25-18,22-25,25-17,16-25,12-15	381
* 11/02/2023	Portland	W 3-0	25-10,25-20,25-14	337
* 11/04/2023	Gonzaga	W 3-0	25-20,25-13,25-18	289
* 11/11/2023	San Francisco	W 3-0	25-13,25-23,25-20	1044
* 11/16/2023	at Saint Mary's (CA)	W 3-0	25-15,25-23,25-17	286
* 11/18/2023	at Santa Clara	W 3-0	25-14,25-10,25-7	988

2023 WCC REVIEW

The West Coast Conference was formed in 1952 to provide a convenient venue for five San Francisco Bay Area schools to compete in basketball. Since that modest beginning, the Conference has evolved and grown to become a nationally recognized and competitive force in intercollegiate athletics, with 15 league-sponsored sports: baseball; both men's and women's basketball, cross country, golf, soccer, and tennis; and beach volleyball, softball, women's volleyball and women's rowing.

The league began in 1952-53 as the California Basketball Association, and included College of the Pacific, Saint Mary's College, University of San Francisco, San Jose State University, and Santa Clara University. It remained five teams until 1956-57, when Loyola Marymount, Pepperdine, and Fresno State joined the conference, giving it eight teams. At that time, the conference's name was changed to the West Coast Athletic Conference (WCAC).

After just one season, Fresno State departed and the WCAC remained a seven-member conference until welcoming UC Santa Barbara in 1965-66. Four years later UC Santa Barbara and San Jose State left the WCAC, and were replaced by Nevada-Reno and Nevada-Las Vegas - expanding the conference's footprint to a second state.

Pacific announced its departure in 1971, and was replaced by Seattle University for the 1971-72 school year. Four years later, UNLV announced its independence after winning a WCAC men's basketball crown. The WCAC was left with seven member institutions for two years, before welcoming the University of Portland prior to the 1977-78 school year.

Nevada left the WCAC in 1979, and the conference welcomed Gonzaga University and the University of San Diego to the mix beginning in 1979-80. One year later, Seattle ended its participation at the Division I level, reducing the number of schools in the WCAC from nine to eight.

The WCAC shortened its name to West Coast Conference in 1989, and developed a new logo in 1995 that lasted until 2011. Thirty years after its most recent expansion, the WCC welcomed its ninth member by extending an invitation to Brigham Young University in September of 2010. BYU officially joined the West Coast Conference on July 1, 2011, followed by the return of University of the Pacific on July 1, 2013.

Today, the 9 WCC members span the western coast of the United States from Canada to Mexico, from the pine forests of Eastern Washington, to the Columbia River Basin, to the dynamic San Francisco Bay Area, to the sunny beaches of Southern California, to the majestic mountains of Utah. The Conference is characterized by the stability of its membership - only two conferences have been together longer - and its unique emphasis on combining excellence in athletics with excellence in academics.

The Conference recognizes championships in each of its sports, has hosted NCAA championship events, and produced 26 NCAA Division I individual or team champions. And, many outstanding WCC student-athletes have gone on to excel in professional sports.

The long and rich history of the WCC demonstrates that success in intercollegiate athletics can be built on the foundation of values, character, and academics.

2023 ALL-WEST COAST CONFERENCE HONORS

PLAYER OF THE YEAR: Katie Lukes, San Diego

FRESHMAN OF THE YEAR: Emily Hellmuth, Pepperdine

PLAYER OF THE YEAR: Grace Chillingworth, Pepperdine



FRESHMAN OF THE YEAR: Nemo Beach, San Diego

SETTER OF THE YEAR: Isabel Zelaya, Pepperdine

LIBERO OF THE YEAR: Riley Patterson, Pepperdine

COACH OF THE YEAR: Scott Wong, Pepperdine

FIRST TEAM ALL-WCC

NAME	TEAM	NAME	TEAM
Meg Brown	PEP	Isabella Bareford	LMU
Leyla Blackwell	San Diego	Kristen erland	SMC
Grace Chillingworth	PEP	Amethyst Harper	LMU
Alexa Edwards	PAC	Annie Benbow	San Diego
Kari Gessberger	LMU	Emily Hellmuth	PEP
Sam Hastings	LMU	Mauie Robins	POR
Jenna Heller	PAC	Haylee Stoner	San Diego
Birdie Hendrickson	PEP		
Blamba Kabengale	PAC		
Jacquelyn Moore	LMU		
Riley Patterson	PEP		
Kylie Pries	San Diego		
Michelle Shaffer	LMU		
Amber Stivrins	San Diego		
Kjersti Strong	SMC		
Isabel Zelaya	PEP		

SECOND TEAM ALL-WCC

NAME	TEAM	NAME	TEAM
Meg Brown	PEP	Isabella Bareford	LMU
Leyla Blackwell	San Diego	Kristen erland	SMC
Grace Chillingworth	PEP	Amethyst Harper	LMU
Alexa Edwards	PAC	Annie Benbow	San Diego
Kari Gessberger	LMU	Emily Hellmuth	PEP
Sam Hastings	LMU	Mauie Robins	POR
Jenna Heller	PAC	Haylee Stoner	San Diego
Birdie Hendrickson	PEP		
Blamba Kabengale	PAC		
Jacquelyn Moore	LMU		
Riley Patterson	PEP		
Kylie Pries	San Diego		
Michelle Shaffer	LMU		
Amber Stivrins	San Diego		
Kjersti Strong	SMC		
Isabel Zelaya	PEP		

ALL-FRESHMAN

NAME	TEAM	NAME	TEAM
Nemo Beach	San Diego	Taina Kaauwai	POR
Laine Briggs	PEP	Zoe Morales	PAC
Nia Damuni	GON	Astrid Puig	USF
Alyssa Eimer	Santa Clara		

WEST COAST CONFERENCE STANDINGS

Team	WCC	Pct.	Overall	Pct.
Pepperdine	15-1	.938	19-9	.679
LMU	13-3	.812	20-6	.769
San Diego	12-4	.750	16-10	.615
Pacific	10-6	.625	18-11	.621
Sant Mary's	10-6	.625	16-12	.571
Santa Clara	4-12	.250	12-16	.429
San Francisco	4-12	.250	10-18	.357
Portland	4-12	.250	9-19	.321



20
23

LMU



RECORD BOOK

WASH STATE VOLLEYBALL

VOLLEYBALL HISTORY

POSTSEASON PLAY



1986
WCC Champions | NCAA Second Round



1994
WCC Champions | NCAA First Round



1995
WCC Champions | NCAA First Round



1996
WCC Champions | NCAA Sweet Sixteen



1997
NCAA Second Round



1999
NCAA Second Round



2000
NCAA First Round



2003
NCAA Second Round



2004
NCAA First Round



2005
NCAA First Round



2012
NCAA First Round



2014
NCAA First Round



2015
NCAA Sweet Sixteen



2012 NCAA TOURNAMENT




2014 NCAA TOURNAMENT



2015 NCAA TOURNAMENT

2018 NCAA Tournament



2019 NCAA Tournament



2022 NCAA Tournament



LMU IN THE SWEET SIXTEEN

The 1996 and 2015 LMU women's volleyball teams have posted the most successful seasons in program history, reaching the NCAA Sweet Sixteen both years.

The 1996 Lions managed a 26-3 overall record that year, won the third of four consecutive WCC titles, and notched their second straight undefeated conference season. The Lions defeated UC Santa Barbara in the second round of the 1996 NCAA Tournament before advancing to the NCAA Tournament's Pacific Regional Semifinals, where they dropped a tightly-fought match to Washington State. Those Lions ultimately finished the campaign ranked ninth nationally in the AVCA coaches poll. The team was inducted into the LMU Hall of Fame in 2015.

Matching the Sweet Sixteen feat, LMU's 2015 squad went 24-9 overall and 13-5 in WCC play to finish tied for third. One of four WCC teams to make the NCAA Tournament that year, LMU's journey began in a familiar place - earning a spot in the Stanford Regional where it had began the 2012 and 2014 NCAA Tournaments. The third time proved to be the charm for LMU, as the unranked Lions defeated #13 Colorado State in four before sweeping #6 Stanford on the road to advance to the Sweet Sixteen in San Diego, Calif. There, LMU ran into #9 Kansas, who ended the historic run in four sets.



ROAD TO THE 1996 SWEET SIXTEEN

First Round
Bye
Second Round
Defeated #15 UC Santa Barbara, 3-1
Sweet Sixteen
Loss to #9 Washington State, 3-1


ROAD TO THE 2015 SWEET SIXTEEN

First Round
Defeated #13 Colorado State, 3-1
Second Round
Defeated #6 Stanford, 3-0
Sweet Sixteen
Loss to #9 Kansas, 3-1



LMU'S FINAL NATIONAL TOP-25 RANKINGS

1993	2000
24th, AVCA	25th, AVCA
1995	2003
21st, AVCA	17th, AVCA
1996	2015
9th, AVCA	16th, AVCA
1997	
17th, AVCA	



RETIRED JERSEYS

A total of five LMU volleyball players have had their jersey numbers retired after stellar careers at LMU. The five individuals, Mardell Wrensch (2), Tracy Holman (9), Sarah McFarland (14), Sarah Noriega (16), and Kealani Kimball (18), not only distinguished themselves as some of the best athletes in the country, but also represented LMU with dignity and pride. Their names, numbers and accomplishments will forever be etched into LMU history.

2 MARDELL WRENSCH

Wrensch was a WCC first team selection for three straight seasons, earning WCC Scholar-Athlete honors all four years. She was also voted team MVP twice and named the LMU Student-Athlete of the Year as a junior. She ranks among LMU's top-10 in 10 career and season statistical categories.



9 TRACY HOLMAN

Holman set the all-time career LMU assists record with 5,362. After leading the Lions to their third-straight WCC title as a junior, Holman garnered Volleyball Magazine All-American honorable mention accolades. She was a four-time All-WCC first team selection and 1994 WCC Freshman of the Year. She was the WCC and LMU Female Scholar-Athlete of the Year in 1998, an honor she also earned at LMU in 1997.



14 SARAH MCFARLAND

McFarland was LMU's first two-time All-American, while also being named the school's Female Athlete of the Year twice. She was a three-time first team All-WCC and AVCA All-Region selection. She led the nation in kills for two straight years, posting an incredible 762 kills in 2000. McFarland's single-season kill total is tops in the LMU and WCC record books. She still holds five NCAA records, including kills/set in a season (7.78 in 2000), kills/set in a career (6.43), attempts/set in a season (17.04 in 2000), attempts/set in a career (14.03), and attempts in a four-set match (111 vs. Notre Dame on 9/21/00).



16 SARAH NORIEGA

Noriega became just the fifth volleyball player in LMU history to have her number retired on October 13, 2007. She was an AVCA first team All-American, a Volleyball Magazine All-American, a three-time All-West Coast Conference first team selection and the 1997 WCC Player of the Year. She was also a three-time All-District VIII honoree and was LMU's Female Athlete of the Year for the 1997-98 school year. Noriega was a member of three WCC Championship teams with the Lions, and still pervades the LMU career record books, placing in the top-10 of 14 career and season statistical categories. She also still holds the NCAA record for kills in a four-set match, when she recorded 47 kills on November 7, 1997 against San Diego.



18 KEALANI KIMBALL

An All-WCC first team selection for three straight seasons, Kimball also received Academic All-District VIII honors for her achievements on the court and in the classroom. She was just the fifth LMU volleyball player to receive the first-team honor three consecutive seasons, and the fourth Lion to surpass both the 1,000 kill and the 1,000 dig milestone in her career.



ALL-TIME ROSTER

A A A	
Amanda Amberson	1983 84 85
Tyler Alcorn	2023
Keri Anglin	2004
Felicia Arriola	2009 10 11 12 13
B B B	
Olivia Bailey	2009 10 11
Lindsay Banas	2005 06 07 08
Isabella Bareford	2020 2021 2022 2023
Sierra Bartley	2017 18 19 20-21
Alaina Bergsma	2008 09
Paula Berney	1983
Kim Blankinship	1993 94 95 96
Dena Block	1986 87
Ella Boehle	2018 2019 2020-21 2022
Maddie Boerstra	23
Candace Boller	1998 99 00
Rose Booth	2019 2020 2021 2022
Dana Bragado	1989 90 91 92
Jaimee Brubacher	1999 00
Kathleen Bunce	1993 94
Leah Burrell	23
Sheila Burt	1981 82
Avery Bush	2012 13 14 15
C C C	
Alyssa Carbonetti	1996 97 98
Jody Carlson	2001 02 03 04
Lindsay Carr	2014 15 16 17
Jennifer Casillas	2014 15
Kristen Castellanos	2014 15 16 17
Courtney Chai	2002
Emily Cheek	2008 09 10 11
Mary Clarizo	1983 84 85
Ariana Covington	2008 09
Paige Craine	2010
Kenna Crouse	2009 10 11 12
Bo Culo	2018 19
D D D	
Danielle Dal Ponte	1998
Emily Day	2005 06 07 08
Lydia Day	1996 97 98 99
Arin Dear-Walker	2009
Dina DeBernardi	2001 02 03 04 05
Lauren DeGrandmont	2008 09 10 11
Caitlin DeWitt	2011 12 13 14
Alessandra Dietz	2011
Jacene Dimson	2001 02 03 04
Sascha Dominique	2015 16
Deanna Doolittle	1990 91 92 93
Erin Downey	2005 06 07 08
Maryanne Dunn	1983 84 85 86
Ashley Dutro	2006 07
E E E	
Joli Eberhart	1991 92
Ginger Escobedo	1980
Julie Estes	1980 81
F F F	
Ivy Featherstone	2000
Julie Felice	1983
Alex Ferraco	2010
Charmaine Fillet	1981 82 83
Andrea Fort	1983 84 85 86
Audrey Francis	2004 05
G G G	
Kristen Gallup	1999 00 01 02
Kari Geissberger	2020 21 22 23
Payton George	2022 23
Claire Gillespie	2001
Mary Beth Giordano	1991 92 93
Raquel Glenn	1989
Katie Glomb	2005
Julie Greer	1992 93 94 95
Allison Gustorf	1997 98 99 00
Laura Gustorf	1999 00 01 02
H H H	
Tina Hammers	1986 87 88 89
Amethyst Harper	23
Carly Harris	1997 98 99
Sam Hastings	2022 23
Jeannette Hecker	1996 97 98 99
Christine Hengehold	1988
Alyse Hensley	2010 11
Kristie Hewko	2013 14
Kameryn Hill	2016
Diana Hiromoto	2008 09 10 11
Tracy Holman	1994 95 96 97
Renee Horton	2007 08
Kerry House	1989 90
Krista Houseman	2002 03 04 05
Heather Hughes	2004 05 06 07
I I I	
Anita Irwin	1987 88 89 90
J J J	
Emma Johnson	2016 17 18 19
Cathy Jones	1980 81 82
Laurie Jones	1988 89 91
K K K	
Litara Keil	2011 12 13 14
Melissa Kelly	1980 81
Morgan Kelly	2006 07 08
Christine Kerrigan-Okamoto	2013 14 15
Nicky Kevorken	2014 15 16
Lauren Kirk	2005 06 07 08
Seham Khalaf	1985 86 87 88
Trina Kightlinger	1997 98
Kealani Kimball	2000 01 02 03
Audrey Klemp	2019 20-21 21 22
Kacey Knauf	2003 04
Ella Knowlton	2018 18 19
Eleftheria Koukou	1999 00 01
Sara Kovac	2015 16 17 18
Sandy Krone	2003 04 05 06
Jennifer Kruse	1989
L L L	
Cheryl LaCour	1980 81 82 83
Krista Lambly	1996
Nikki Lane	2009
Marette Larson	1986 87
Katie Lawler	2009
Jamie Lea	2015 16
Courtney Leonard	2003 04
Whitney Leonard	2007 08
Michelle Look	2002 03 04 05
Kayla Lopez	23
Kathleen Luft	2012 13
M M M	
Mary Ann Mardesich	1980 81 82 83
Bella Mathis	22 23
Allyson Mattox	1987
Theresa Matus	1990 91
Ashley Maxfeldt	2011 12 13 14
Erin McEnery	1993 94 95
Liberty McEntee	2007
Sarah McFarland	1997 98 99 00
Tate Medley	1993 94 95 96
Karissa Meith	1995 96
Betsi Metter	2010 11 12 13
Shawna Mickartz	1990 91
Tiffany Miller	1984 85 86 87
Amber Mirabello	2011 12 13 14 15
Amy Moeller	1992 93 94 95
Tina Moger	2006 07
Dawn Moon	1988 89
Jacquelyn Moore	2021 2022 23
Marisa Mora	1991 92 93 94
Alexis Morrow	2016 17 18 19
Janina Motton	2003 04 05 06 07
N N N	
Megan Nash	2006 07 08 09 10
Veronica Nederend	2015
Kelli Nerison 2001 02 03 04	
Loren Newsum 1987 88 89	
Tiana Newsome 2000 01 02 03	
Lisa Nicholson 1980	
Sarah Noriega 1994 95 96 97	
O O O	
Nicole Oehlman 2000 01 02 03 04	
Shannon O'Kelly 1988	
Jessica Olivier 1996 97	
Roxanne Orsini 2002 03	
Robin Ortgiesen 1991 92 93 94	
P P P	
Letty Padilla 1986 87	
Lauren Patterson 23	
Carmen Perez 1985 86 87 88	
Cathy Petrisans 1984 85 86 87	
Jessie Prichard 2016 17 18	
R R R	
Suzanne Radcliffe 1993 94 95 96	
Jasmine Rankins 2008 09 10 11	
Isabelle Reffel 2021 2022	
Tess Reid 2016 17 18 19	
Kiera Reilly 2005 06	
Christianna Reneau 2005 06 07	
Amy Reiling 1982	
Megan Rice 2017 18 19	
Nicole Ridley 2002	
Katie Roberts 1990	
Lori Rodman 1984 85 86 87	
Olivia Rodriguez 1981 82	
Emily Rohrer 2018	
Mary Anne Russo 1984 85	
S S S	
Elizabeth Samson 2000 01 02 03	
Mia Schafer 23	
Christa Scholtz 2008	
Taylor Scioscia 2010 11 12 13	
Tiffany Self 2002 03	
Ellie Selleck 2011	
Michelle Shaffer 2021 2022 2023	
Savannah Slattery 2016 17 18 19	
Kelle Sloan 1997 98	
Rosemary Smith 1980	
Samantha Spees 2009	
Sarah Sponcil 2014 15 16	
Bailey Steger 2018	
Becky Stehling 2006 07 08 09 10	
Janiece Stimpfig 1989 90	
Mary Strong 1991 92 93	
Kelly Sturgeon 1981 82 83 84	
Rachelle Suaava 2012 13 14 15	
Jill Sutton 1989 90	
Julie Sutton 1981 82 83 84	
Catherine Svorinich 2003 04 05 06	
T T T	
Anne Marie Taylor 2013	
Laura Taylor 1983 84 85	
Meredith Teague 2017 18 19 20-21	
Hannah Tedrow 2012 13 14 15	
Audra Tindall 2001	
Olivia Toland 2022 23	
Traci Tolman 1981 82 83 84	
Stacy Trapp 1988 89 90 91	
V V V	
Heather Vinck 1996 97 98	
W W W	
Tahlia Wagner 1991 92 93	
K.C. Walsh 2005 06	
Emmelyn Walters 2019 2020 2021 2022 23	
Alyssa Walton 2013	
Kelly Ward 1998 99 00	
Cindy Weglarz 1995 96 97 98	
Nelly Weglarz 1994 95 96 97	
Lisa Wenker 1990 91	

All-time roster is a work-in-progress. If you have additions or corrections, please email them to taylor.turner@lmu.edu.

ALL-TIME HONORS

ALL-WCC

1985	Andrea Fort (first team)
	Cathy Petrisans (second team)
	Leslie Wohlford (second team)
1986	Andrea Fort (first team)
	Cathy Petrisans (first team)
	Maryanne Dunn (second team)
1987	Leslie Wohlford (first team)
	Lori Rodman (first team)
1988	Leslie Wohlford (first team)
1989	Kerry House (first team)
1990	Kerry House (first team)
1991	Deanna Doolittle (first team)
1992	Dana Bragado (first team)
	Robin Ortgiesen (first team)
1993	Julie Greer (first team)
	Mardell Wrensch (first team)
	Suzanne Radcliffe (second team)
1994	Tracy Holman (first team)
	Mardell Wrensch (first team)
	Kim Blankinship (second team)
	Julie Greer (honorable mention)
	Suzanne Radcliffe (honorable mention)
1995	Kim Blankinship (first team)
	Julie Greer (first team)
	Tracy Holman (first team)
	Karissa Meith (first team)
	Sarah Noriega (first team)
	Mardell Wrensch (first team)
1996	Kim Blankinship (first team)
	Tracy Holman (first team)
	Sarah Noriega (first team)
	Karissa Meith (second team)
	Cindy Wegrarz (honorable mention)
1997	Tracy Holman (first team)
	Sarah Noriega (first team)
	Cindy Wegrarz (honorable mention)
	Allison Gustorf (honorable mention)
1998	Sarah McFarland (first team)
	Candace Boller (second team)
1999	Sarah McFarland (first team)
	Allison Gustorf (honorable mention)
	Jeannette Hecker (honorable mention)
2000	Sarah McFarland (first team)
	Nicole Oehlman (second team)
2001	Kristen Gallup (first team)
	Kealani Kimball (first team)
	Dina DeBernardi (honorable mention)
	Nicole Oehlman (honorable mention)
2002	Tiana Newsome (first team)
	Kealani Kimball (first team)
	Kristen Gallup (honorable mention)
2003	Kealani Kimball (first team)
	Kelli Nerison (first team)
	Tiana Newsome (honorable mention)
	Nicole Oehlman (honorable mention)
2004	Kelli Nerison (first team)
	Dina DeBernardi (honorable mention)
	Heather Hughes (honorable mention)
	Nicole Oehlman (honorable mention)
2005	Heather Hughes (first team)
	Dina DeBernardi (honorable mention)
2006	Heather Hughes (first team)
	Christianna Reneau (honorable mention)
2007	Emily Day (first team)
	Heather Hughes (first team)
	Renee Horton (honorable mention)
2008	Emily Day (first team)
	Becky Stehling (honorable mention)
2009	Alaina Bergsma (first team)
2010	Jasmine Rankins (first team)
	Alyse Hensley (honorable mention)
2011	Jasmine Rankins (honorable mention)
	Betsi Metter (honorable mention)
2012	Kathleen Luft (first team)

	Litara Keil (honorable mention)
	Betsi Metter (honorable mention)
2013	Kathleen Luft (first team)
	Litara Keil (honorable mention)
	Betsi Metter (honorable mention)
2014	Caitlin DeWitt (first team)
	Litara Keil (first team)
	Hannah Tedrow (first team)
2015	Sarah Sponcil (first team)
	Hannah Tedrow (first team)
	Rachelle Suaava (honorable mention)
2016	Jamie Lea (first team)
	Sarah Sponcil (first team)
2017	Megan Rice (first team)
	Savannah Slattery (honorable mention)
2018	Sara Kovac
	Tess Reid
2019	Tess Reid
	Savannah Slattery
2021	Isabella Bareford (second team)
	Kari Geissberger (second team)
	Megan Rice (first team)
	Audrey Klemp (honorable mention)
2022	Phoebe Awoloye
	Kari Geissberger
	Sam Hastings (honorable mention)
	Audrey Klemp (honorable mention)
2023	Kari Geissberger
	Sam Hastings
	Jacquelyn Moore
	Michelle Shaffer
	Isabella Bareford (second team)
	Amethyst Harper (second team)

WCC PLAYER OF THE YEAR

1986	Andrea Fort
1995	Julie Greer (offensive)
	Kim Blankinship (defensive)
1996	Kim Blankinship
1997	Sarah Noriega

WCC DEFENSIVE PLAYER OF THE YEAR

2011	Betsi Metter
2012	Betsi Metter
2013	Betsi Metter
2016	Sarah Sponcil

WCC FRESHMAN OF THE YEAR

1992	Amy Moeller
1993	Suzanne Radcliffe
1994	Tracy Holman
2009	Alaina Bergsma

WCC ALL-FRESHMAN TEAM

1989	Raquel Glenn
1990	Deanna Doolittle
1991	Robin Ortgiesen
	Tahlia Wagner
1992	Julie Greer
	Amy Moeller
1993	Kim Blankinship
	Suzanne Radcliffe
1994	Tracy Holman
2005	Emily Day
2007	Renee Horton
	Whitney Leonard
2008	Ariana Covington
2009	Alaina Bergsma
2010	Alyse Hensley
2011	Litara Keil
2012	Hannah Tedrow
2014	Kristen Castellanos
	Sarah Sponcil
2016	Savannah Slattery
2017	Meredith Teague

2019	Emme Walters
2021	Jacquelyn Moore

WCC SCHOLAR-ATHLETE OF THE YEAR

1997-98	Tracy Holman
---------	--------------

WCC COACH OF THE YEAR

1986	Nancy Fortner
1994	Steve Stratos
1995	Steve Stratos
1996	Steve Stratos

AVCA ALL-AMERICA

1997	Sarah Noriega (first team)
1999	Sarah McFarland (second team)
2000	Sarah McFarland (first team)
2003	Kelli Nerison (honorable mention)
2004	Kelli Nerison (honorable mention)
2014	Litara Keil (honorable mention)
	Hannah Tedrow (honorable mention)
2015	Sarah Sponcil (honorable mention)
2016	Sarah Sponcil (honorable mention)
2022	Kari Geissberger (honorable mention)

AVCA ALL-REGION

1991	Robin Ortgiesen (second team)
1994	Tracy Holman (second team)
1995	Julie Greer
	Sarah Noriega
1996	Kim Blankinship
	Tracy Holman
	Sarah Noriega
1997	Sarah Noriega
1998	Sarah McFarland
1999	Sarah McFarland
2000	Sarah McFarland
	Nicole Oehlman
2003	Kelli Nerison
2004	Kelli Nerison
2007	Heather Hughes (honorable mention)
2014	Litara Keil
	Hannah Tedrow
2015	Sarah Sponcil
	Rachelle Suaava (honorable mention)
	Hannah Tedrow (honorable mention)
2016	Sarah Sponcil
2022	Kari Geissberger
	Jacquelyn Moore
	Phoebe Awoleye
2023	Jacquelyn Moore

AVCA ALL-REGION FRESHMAN OF THE YEAR

2014	Sarah Sponcil
------	---------------

COBRA MAGAZINE ALL-REGION

2010	Jasmine Rankins
2011	Jasmine Rankins
	Litara Keil (honorable mention)

AVCA DISTRICT 8 COACH OF THE YEAR

1996	Steve Stratos
------	---------------

COSIDA ACAD. ALL-AMERICA DIST. 8

1996	Tracy Holman (first team)
1997	Tracy Holman (second team)
2000	Allison Gustorf (first team)
2002	Laura Gustorf (third team)
2003	Kealani Kimball (third team)
2007	Heather Hughes (third team)
2008	Emily Day (third team)

VOLLEYBALL MAGAZINE ALL-AMERICA

1990	Kerry House (honorable mention)
1995	Julie Greer (honorable mention)
1996	Kim Blankinship (third team)
	Tracy Holman (honorable mention)
1997	Sarah Noriega (second team)

VOLLEYBALL MAGAZINE FRESHMAN ALL-AMERICA

1993	Suzanne Radcliffe (first team)
------	--------------------------------

LMU FEMALE SCHOLAR-ATHLETE OF THE YEAR

1985-86	Maryanne Dunn
1986-87	Andrea Fort
1990-91	Kerry House
1991-92	Stacy Trapp
1992-93	Robin Ortgiesen
1994-95	Mardell Wrensch
1996-97	Tracy Holman
1997-98	Tracy Holman

LMU FEMALE ATHLETE OF THE YEAR

1996-97	Kim Blankinship
1997-98	Sarah Noriega
1999-00	Sarah McFarland
2000-01	Sarah McFarland
2004-05	Kelli Nerison
2005-06	Heather Hughes
2007-08	Heather Hughes
2015-16	Sarah Sponcil

WCC ALL-ACADEMIC

1990	Stacy Trapp
1994	Tracy Holman
	Mardell Wrensch
1995	Tracy Holman
	Mardell Wrensch
1996	Tracy Holman
1997	Tracy Holman
1998	Candace Boller
1999	Lydia Day
	Allison Gustorf
2000	Jaimee Brubacher
	Allison Gustorf
	Laura Gustorf
2001	Laura Gustorf
2002	Laura Gustorf
	Kealani Kimball
	Megan Wooton
2003	Kealani Kimball
	Kelli Nerison
2004	Jody Carlson
	Kelli Nerison
2005	Michelle Look
2006	Emily Day
2007	Emily Day
	Heather Hughes
2008	Emily Day
	Becky Stehling
2009	Lauren DeGrandmont
	Megan Nash
	Becky Stehling
2010	Olivia Bailey
	Lauren DeGrandmont
	Becky Stehling
2011	Olivia Bailey
	Betsi Metter
	Lauren DeGrandmont (honorable mention)
2013	Amber Mirabello (honorable mention)
2014	Amber Mirabello
2015	Amber Mirabello
2016	Erin Williams (honorable mention)
2017	Emma Johnson (first team)
	Kristen Castellanos (honorable mention)
	Jessie Prichard (honorable mention)
	Tess Reid (honorable mention)
	Savannah Slattery (honorable mention)
	Kekai Whiford (honorable mention)
2018	Emma Johnson (First Team)
	Tess Reid (Honorable Mention)
	Savannah Slattery (Honorable Mention)
	Meredith Teague (Honorable Mention)
	Kekai Whitford (Honorable Mention)
2019	Megan Rice (First Team)
	Tess Reid (Honorable Mention)

Savannah Slattery (Honorable Mention)

2020-21	Rose Booth (First Team)
	Mary Shroll (First Team)
	Sierra Bartley (Honorable Mention)
	Emme Walters (Honorable Mention)
2022	Isabella Bareford
	Phoebe Awoleye
	Jacquelyn Moore
2023	Keri Geissberger
	Jacquelyn Moore

USA OLYMPIC FESTIVAL

1995	Sarah Noriega, North - Gold
------	-----------------------------

WORLD GAMES PARTICIPANT

1997	Sarah Noriega
------	---------------

USA NATIONAL TEAM MEMBER

1998-03	Sarah Noriega ("A")
2007-2010	Heather Hughes
2014	Kat Luft

USA OLYMPIC TEAM MEMBER

1998	Sarah Noriega ("A")
2000	Sarah Noriega

LMU HALL OF FAME

2007	Kim Blankinship
1991	Andrea Fort
1994	Coach Nancy Fortner
2005	Tracy Holman
2003	Kerry House
2017	Heather Hughes
2013	Kealani Kimball
1988	Cheryl Lacour
2007	Sarah McFarland
2009	Sarah Noriega
1992	Cathy Petrissans
1993	Leslie Wohlford
2005	Mardell Wrensch
2015	1996 Women's Volleyball Team

WCC HALL OF HONOR

2011	Sarah Noriega
------	---------------



LMU Volleyball Records Statistics Summary for 1982



Date	Opponent	Score	Attend	Site	Notes
9/3/1982	#19 PEPPERDINE	W 2-0	-	Los Angeles, Calif.	15-11, 15-9
9/7/1982	UC IRVINE	W 3-0	-	Los Angeles, Calif.	15-13, 15-12, 15-10
9/9/1982	at #10 Cal Poly	L 1-3	-	San Luis Obispo, CA	17-15, 7-15, 11-15, 5-15
# 9/11/1982	vs Saint Mary's	W 2-0	-	Davis, Calif.	15-4, 15-5
# 9/11/1982	vs Humboldt State	W 2-0	-	Davis, Calif.	15-5, 15-5
# 9/11/1982	vs Nevada	W 2-0	-	Davis, Calif.	15-7, 15-4
# 9/11/1982	vs Portland State	L 0-2	-	Davis, Calif.	13-15, 8-15
# 9/11/1982	vs Boise State	W 2-1	-	Davis, Calif.	10-15, 15-12, 15-8
# 9/11/1982	vs Portland State	W 2-1	-	Davis, Calif.	9-15, 15-5, 15-13
# 9/11/1982	vs Cal State Northridge	W 2-1	-	Davis, Calif.	15-10, 13-15, 15-8
9/14/1982	UC RIVERSIDE	L 0-3	-	Los Angeles, Calif.	6-15, 14-16, 8-15
9/16/1982	#7 UC SANTA BARBARA	L 0-3	-	Los Angeles, Calif.	3-15, 5-15, 10-15
9/17/1982	at Cal State Bakersfield	W 3-0	-	Bakersfield, Calif.	15-13, 15-7, 15-9
9/21/1982	at La Verne	W 3-0	-	La Verne, Calif.	15-10, 15-13, 16-14
@ 9/24/1982	vs Redlands	W 2-0	-	La Verne, Calif.	15-1, 15-3
@ 9/24/1982	vs Northern Arizona	W 2-0	-	La Verne, Calif.	15-1, 15-10
@ 9/24/1982	vs Chapman	W 2-0	-	La Verne, Calif.	15-10, 15-10
@ 9/24/1982	vs Cal State Bakersfield	T 1-1	-	La Verne, Calif.	12-15, 15-7
@ 9/25/1982	vs San Francisco State	W 2-0	-	La Verne, Calif.	15-1, 15-11
@ 9/25/1982	vs Sacramento State	L 1-2	-	La Verne, Calif.	14-16, 15-10, 6-15
@ 9/25/1982	vs UC San Diego	W 2-1	-	La Verne, Calif.	10-12, 11-6, 11-2
@ 9/25/1982	vs Cal State Northridge	L 0-2	-	La Verne, Calif.	5-11, 4-11
9/28/1982	at Cal Poly Pomona	L 1-3	-	Pomona, Calif.	11-15, 15-7, 10-15, 9-15
10/1/1982	at Cal State Northridge	L 1-3	-	Northridge, Calif.	3-15, 10-15, 15-12, 10-15
10/2/1982	UC SAN DIEGO	W 3-1	-	Los Angeles, Calif.	15-13, 15-12, 10-15, 15-6
10/5/1982	CAL STATE FULLERTON	W 3-0	-	Los Angeles, Calif.	15-9, 15-6, 15-9
10/7/1982	CAL STATE DOMINGUEZ HILLS	W 3-0	-	Los Angeles, Calif.	15-2, 15-9, 15-4
10/8/1982	at US International	W 3-1	-	San Diego, Calif.	15-9, 15-12, 11-15, 15-6
10/12/1982	at #17 Pepperdine	L 1-3	-	Malibu, Calif.	17-19, 15-13, 3-15, 7-15
10/15/1982	SAN DIEGO	W 3-0	-	Los Angeles, Calif.	16-14, 15-3, 15-12
10/16/1982	UC SAN DIEGO	W 3-1	-	Los Angeles, Calif.	15-9, 13-15, 15-12, 15-7
10/19/1982	AZUSA PACIFIC	W 3-0	-	Los Angeles, Calif.	15-6, 15-2, 15-11
10/20/1982	at UC Irvine	L 1-3	-	Irvine, Calif.	9-15, 15-8, 13-15, 11-15
10/22/1982	BIOLA	W 3-1	-	Los Angeles, Calif.	15-1, 9-15, 15-6, 15-13
10/27/1982	CAL STATE BAKERSFIELD	W 3-1	-	Los Angeles, Calif.	17-15, 15-4, 14-16, 15-6
10/29/1982	US INTERNATIONAL	W 3-0	-	Los Angeles, Calif.	15-9, 15-5, 15-4
10/30/1982	CAL STATE LOS ANGELES	W 3-0	-	Los Angeles, Calif.	15-6, 15-3, 15-0
11/4/1982	NEVADA	W 3-1	-	Los Angeles, Calif.	15-8, 15-6, 9-15, 15-4
11/5/1982	at San Diego	W 3-0	-	San Diego, Calif.	15-12, 15-10, 15-9
11/6/1982	CAL STATE NORTHRIDGE	W 3-0	-	Los Angeles, Calif.	16-14, 15-8, 15-13
11/10/1982	CHAPMAN	W 3-0	-	Los Angeles, Calif.	15-11, 15-9, 15-7
\$ 11/12/1982	vs Northern Arizona	W 2-0	-	San Diego, Calif.	15-4, 15-10
\$ 11/12/1982	vs US International	W 2-0	-	San Diego, Calif.	15-7, 15-8
\$ 11/12/1982	vs Cal State Dominguez Hill	W 2-0	-	San Diego, Calif.	15-13, 15-8
\$ 11/13/1982	vs UC Davis	W 2-0	-	San Diego, Calif.	15-7, 15-8
\$ 11/13/1982	vs Sacramento State	W 2-0	-	San Diego, Calif.	15-3, 15-7
\$ 11/13/1982	vs La Verne	W 2-0	-	San Diego, Calif.	15-6, 15-12
11/16/1982	at #13 UC Santa Barbara	L 1-3	-	Santa Barbara, Calif	15-10, 13-15, 2-15, 12-15
11/20/1982	#6 CAL POLY	L 0-3	-	Los Angeles, Calif.	17-19, 2-15, 13-15
11/23/1982	at Cal State Dominguez Hills	W 3-0	-	Carson, Calif.	15-13, 15-9, 15-10

- Western Invitational Tournament - Davis, Calif.

@ - University of La Verne Tournament - La Verne, Calif.

\$ - UC San Diego Tournament - San Diego, Calif.

Overall: 37-12-1 • Conference: 0-0 • Home: 15-3 • Away: 5-6 • Neutral: 17-3-1



LMU Volleyball Records Statistics Summary for 1983



Date	Opponent	Score	Attend	Site	Notes
9/2/1983	CAL STATE NORTHRIDGE	L 1-3	-	Los Angeles, Calif.	
# 9/8/1983	IDAHO	W 3-2	-	Los Angeles, Calif.	
# 9/8/1983	SANTA CLARA	L 1-3	-	Los Angeles, Calif.	
# 9/9/1983	#18 UC SANTA BARBARA	L 0-3	-	Los Angeles, Calif.	
# 9/9/1983	PEPPERDINE	W 3-0	-	Los Angeles, Calif.	
9/10/1983	UTAH	L 0-3	-	Los Angeles, Calif.	
9/14/1983	at #5 UCLA	L 0-3	-	Los Angeles, Calif.	
9/15/1983	#18 UC SANTA BARBARA	L 0-3	-	Los Angeles, Calif.	
@ 9/16/1983	vs Utah	L 0-2	-	Fullerton, Calif.	
@ 9/16/1983	vs Memphis	W 2-0	-	Fullerton, Calif.	
@ 9/17/1983	vs #5 UCLA	L 0-2	-	Fullerton, Calif.	
@ 9/17/1983	at Cal State Fullerton	W 2-1	-	Fullerton, Calif.	
@ 9/17/1983	vs Cal State Northridge	L 0-2	-	Fullerton, Calif.	
9/20/1983	at Cal State Northridge	W 3-0	-	Northridge, Calif.	
9/22/1983	at Pepperdine	L 1-3	-	Malibu, Calif.	
9/23/1983	#9 ARIZONA STATE	L 2-3	-	Los Angeles, Calif.	
9/27/1983	at San Diego	W 3-1	-	San Diego, Calif.	
9/30/1983	at Fresno State	L 0-3	-	Fresno, Calif.	
10/1/1983	at Cal State Fullerton	W 3-1	-	Fullerton, Calif.	
10/4/1983	UC IRVINE	W 3-0	-	Los Angeles, Calif.	
10/10/1983	at Indiana	W 3-1	-	Bloomington, Ind.	
10/11/1983	#6 KENTUCKY	L 0-3	-	Los Angeles, Calif.	
10/12/1983	at Morehead State	W 3-0	-	Moorhead, Minn.	
10/13/1983	at Louisville	W 3-1	-	Louisville, Ken.	
10/14/1983	at Cincinnati	W 3-1	-	Cincinnati, Ohio	
10/16/1983	at Illinois State	L 0-3	-	Normal, Ill.	
10/21/1983	#16 CAL POLY	L 1-3	-	Los Angeles, Calif.	
10/22/1983	FRESNO STATE	L 0-3	-	Los Angeles, Calif.	
10/26/1983	at US International	L 2-3	-	San Diego, Calif.	
10/28/1983	at #16 Cal Poly	L 0-3	-	San Luis Obispo, CA	
11/1/1983	SAN DIEGO	W 3-0	-	Los Angeles, Calif.	
11/3/1983	#20 NEW MEXICO	L 1-3	-	Los Angeles, Calif.	
11/5/1983	at UC Irvine	W 3-1	-	Irvine, Calif.	
11/8/1983	PEPPERDINE	W 3-0	-	Los Angeles, Calif.	
11/11/1983	at #14 UC Santa Barbara	L 0-3	-	Santa Barbara, Calif	
11/14/1983	at Santa Clara	W 3-0	-	Santa Clara, Calif.	
11/15/1983	at #17 San Jose State	L 0-3	-	San Jose, Calif.	
11/18/1983	at UC San Diego	W 3-1	-	San Diego, Calif.	

- LMU Volleyball Classic - Los Angeles, Calif.

@ - Titan Tournament - Fullerton, Calif.

Overall: 17-21 • Conference: 0-0 • Home: 5-10 • Away: 11-8 • Neutral: 1-3



**LMU Volleyball Records
Statistics Summary for 1984**



Date	Opponent	Score	Attend	Site	Notes
8/31/1984	at #8 San Diego State	L 0-3	-	San Diego, Calif.	
9/4/1984	at Cal State Northridge	L 1-3	-	Northridge, Calif.	
# 9/6/1984	EASTERN WASHINGTON	W 3-0	-	Los Angeles, Calif.	
# 9/6/1984	#8 SAN DIEGO STATE	L 0-3	-	Los Angeles, Calif.	
# 9/7/1984	CAL STATE FULLERTON	W 3-1	-	Los Angeles, Calif.	
# 9/7/1984	FRESNO STATE	L 2-3	-	Los Angeles, Calif.	
# 9/8/1984	SANTA CLARA	W 3-1	-	Los Angeles, Calif.	
9/11/1984	#11 CAL POLY	L 0-3	-	Los Angeles, Calif.	
@ 9/14/1984	vs Pepperdine	L 0-2	-	Fullerton, Calif.	
@ 9/14/1984	vs #7 Western Michigan	W 2-0	-	Fullerton, Calif.	
@ 9/15/1984	vs UC Irvine	W 2-1	-	Fullerton, Calif.	
@ 9/15/1984	vs Pepperdine	L 0-2	-	Fullerton, Calif.	
9/18/1984	#2 UCLA	L 0-3	-	Los Angeles, Calif.	
9/20/1984	at #19 Pepperdine	L 0-3	-	Malibu, Calif.	
9/25/1984	at San Diego	L 0-3	-	San Diego, Calif.	
9/28/1984	at Long Beach State	L 0-3	-	Long Beach, Calif.	
10/2/1984	#19 PEPPERDINE	L 0-3	-	Los Angeles, Calif.	
10/3/1984	at US International	L 1-3	-	San Diego, Calif.	
10/9/1984	CAL STATE FULLERTON	W 3-2	-	Los Angeles, Calif.	
10/10/1984	at Fresno State	L 0-3	-	Fresno, Calif.	
10/13/1984	CAL STATE NORTHRIDGE	L 0-3	-	Los Angeles, Calif.	
10/16/1984	FRESNO STATE	L 1-3	-	Los Angeles, Calif.	
10/18/1984	at Weber State	L 1-3	-	Ogden, Utah	
10/20/1984	at Idaho State	W 3-1	-	Pocatello, Idaho	
10/24/1984	at UC Irvine	W 3-2	-	Irvine, Calif.	
\$ 10/26/1984	vs #5 Cal Poly	L 0-3	-	Santa Barbara, Calif	
\$ 10/26/1984	at UC Santa Barbara	L 0-3	-	Santa Barbara, Calif	
\$ 10/27/1984	vs #7 Nebraska	L 0-3	-	Santa Barbara, Calif	
11/1/1984	#11 COLORADO STATE	L 1-3	-	Los Angeles, Calif.	
11/2/1984	HOUSTON	W 3-2	-	Los Angeles, Calif.	
11/6/1984	SAN DIEGO	W 3-1	-	Los Angeles, Calif.	
11/9/1984	at Santa Clara	L 1-3	-	Santa Clara, Calif.	
11/10/1984	at #8 San Jose State	L 0-3	-	San Jose, Calif.	
11/14/1984	UC IRVINE	L 1-3	-	Los Angeles, Calif.	
11/16/1984	at #6 Cal Poly	L 0-3	-	San Luis Obispo, CA	
11/20/1984	US INTERNATIONAL	L 2-3	-	Los Angeles, Calif.	

- LMU Volleyball Classic - Los Angeles, Calif.

@ - Titan Tournament - Fullerton, Calif.

\$ - UC Santa Barbara Invitational - Santa Barbara, Calif.

Overall: 10-26 • Conference: 0-0 • Home: 6-10 • Away: 2-12 • Neutral: 2-4



LMU Volleyball Records
Statistics Summary for 1985



Date	Opponent	Score	Attend	Site	Notes
9/4/1985	at Fresno State	W 3-1		- Fresno, Calif.	15-12, 17-15, 8-15, 15-12
9/6/1985	vs Portland	W 2-0		- Davis, Calif.	17-15, 15-3
9/6/1985	vs Oregon State	W 2-0		- Davis, Calif.	15-13, 15-4
9/7/1985	vs Weber State	W 2-1		- Davis, Calif.	13-15, 15-4, 15-9
9/7/1985	vs Weber State	L 1-2		- Davis, Calif.	15-9, 10-15, 13-15
9/13/1985	vs Fresno State	W 2-0		- Fullerton, Calif.	15-13, 18-16
9/13/1985	vs #12 USC	L 0-2		- Fullerton, Calif.	14-16, 8-15
9/14/1985	vs Portland	L 0-2		- Fullerton, Calif.	12-15, 5-15
9/14/1985	vs Santa Clara	L 0-2		- Fullerton, Calif.	14-16, 5-15
9/18/1985	at UC Riverside	L 0-3		- Riverside, Calif.	11-15, 11-15, 11-15
9/20/1985	CAL STATE NORTHRIDGE	W 3-1		- Los Angeles, Calif.	15-13, 15-13, 3-15, 16-14
9/24/1985	CAL POLY POMONA	L 1-3		- Los Angeles, Calif.	
9/28/1985	SAN FRANCISCO	W 3-1		- Los Angeles, Calif.	
9/29/1985	SANTA CLARA	L 2-3		- Los Angeles, Calif.	12-15, 15-5, 15-5, 15-6
10/1/1985	at #20 Pepperdine	L 2-3		- Malibu, Calif.	15-11, 15-7, 11-15, 2-15, 8-15
10/4/1985	#13 ARIZONA	L 0-3		- Los Angeles, Calif.	10-15, 15-8, 15-11, 1-15, 13-15
10/12/1985	NORTHERN ARIZONA	W 3-1		- Los Angeles, Calif.	9-15, 6-15, 8-15
10/19/1985	at Nevada	W 3-2		- Reno, Nev.	15-9, 15-8, 13-15, 15-9
10/25/1985	US INTERNATIONAL	W 3-1		- Los Angeles, Calif.	15-17, 6-15, 15-8, 15-10, 15-11
10/26/1985	SAN DIEGO	W 3-0		- Los Angeles, Calif.	15-12, 15-8, 9-15, 15-9
11/1/1985	at San Francisco	L 2-3		- San Francisco, Calif.	15-3, 15-2, 15-7
11/2/1985	at Santa Clara	W 3-2		- Santa Clara, Calif.	8-15, 15-11, 15-12, 9-15, 11-15
11/5/1985	PEPPERDINE	L 1-3		- Los Angeles, Calif.	15-8, 15-13, 14-16, 15-10
11/6/1985	at Long Beach State	L 0-3		- Long Beach, Calif.	3-15, 15-13, 8-15, 10-15
11/13/1985	UC IRVINE	L 1-3		- Los Angeles, Calif.	8-15, 2-15, 9-15
11/15/1985	NEVADA	W 3-2		- Los Angeles, Calif.	15-12, 9-15, 6-15, 12-15
11/20/1985	LONG BEACH STATE	L 0-3		- Los Angeles, Calif.	11-15, 11-15, 15-7, 15-2, 15-5
11/22/1985	at San Diego	W 3-1		- San Diego, Calif.	6-15, 5-15, 13-15
11/23/1985	at US International	W 3-2		- San Diego, Calif.	8-15, 15-8, 15-7, 15-10, 2-15, 15-10, 10-15, 15-8, 15-11

* - West Coast Athletic Conference Match
- UC Davis Tournament - Davis, Calif.
@ - Titan Tournament - Fullerton, Calif.

Overall: 15-14 • Conference: 8-4 • Home: 6-6 • Away: 5-4 • Neutral: 4-4



LMU Volleyball Records
Statistics Summary for 1985



Player	gp-mp	k	k/g	e	ta	pct	a	a/g	sa	sa/g	se
WOHLFORD, Leslie	80-0	256	3.20	118	691	.200	10	0.12	26	0.32	33
PETRISSANS, Cathy	85-0	234	2.75	100	548	.245	3	0.04	3	0.04	19
AMBERSON, Amanda	74-0	191	2.58	81	558	.197	12	0.16	9	0.12	17
RODMAN, Lori	84-0	185	2.20	76	447	.244	6	0.07	15	0.18	35
DUNN, Maryanne	70-0	102	1.46	50	266	.195	22	0.31	9	0.13	25
FORT, Andrea	76-0	73	0.96	17	158	.354	798	10.50	24	0.32	25
MILLER, Tiffany	63-0	70	1.11	49	249	.084	14	0.22	15	0.24	23
PEREZ, Carmen	48-0	19	0.40	10	71	.127	3	0.06	6	0.12	16
KHALAF, Seham	80-0	14	0.17	2	49	.245	83	1.04	21	0.26	21
RUSSO, Mary Anne	25-0	0	0.00	2	2	-1.000	0	0.00	3	0.12	3
Team totals	85-29	1144	13.46	506	3038	.210	951	11.19	131	1.54	217
Opp totals	85-29	995	11.71	421	2895	.198	842	9.91	113	1.33	187

Player	dig	d/g	re	bs	ba	tb	b/g	be	bhe	points	pts/g
WOHLFORD, Leslie	180	2.25	19	2	19	21	0.26	8	0	293.5	3.66
PETRISSANS, Cathy	41	0.48	4	23	55	78	0.92	14	0	287.5	3.38
AMBERSON, Amanda	148	2.00	10	6	15	21	0.28	5	0	213.5	2.88
RODMAN, Lori	99	1.18	21	22	42	64	0.76	13	0	243.0	2.89
DUNN, Maryanne	108	1.54	13	5	23	28	0.40	0	0	127.5	1.81
FORT, Andrea	101	1.33	0	1	19	20	0.26	5	0	107.5	1.41
MILLER, Tiffany	113	1.79	9	4	32	36	0.57	6	0	105.0	1.67
PEREZ, Carmen	36	0.75	10	0	1	1	0.02	0	0	25.5	0.52
KHALAF, Seham	145	1.81	15	0	2	2	0.03	1	0	36.0	0.45
RUSSO, Mary Anne	31	1.24	8	0	0	0	0.00	0	0	3.0	0.12
Team totals	1005	11.82	109	61	104	165	1.94	51	0	1388.0	16.33
Opp totals	921	10.84	150	108	140	248	2.92	59	0	1286.0	15.13



LMU Volleyball Records Statistics Summary for 1986



Date	Opponent	Score	Attend	Site	Notes
9/5/1986	at Cal State Fullerton	W 3-0		- Fullerton, Calif.	15-11, 15-7, 15-9
9/9/1986	at Cal State Northridge	W 3-2		- Northridge, Calif.	15-11, 8-15, 7-15, 15-6, 15-10
9/12/1986	at Fresno State	L 2-3		- Fresno, Calif.	15-7, 11-5, 15-7, 8-15, 10-15
9/16/1986	UC RIVERSIDE	W 3-0		- Los Angeles, Calif.	15-8, 15-3, 15-13
9/19/1986	vs San Diego State	L 0-2		- Fullerton, Calif.	8-15, 11-15
9/19/1986	vs Fresno State	W 2-0		- Fullerton, Calif.	15-11, 15-8
9/19/1986	vs Eastern Michigan	W 2-0		- Fullerton, Calif.	15-4, 15-12
9/20/1986	vs US International	W 2-1		- Fullerton, Calif.	13-15, 15-5, 17-15
9/20/1986	vs Santa Clara	W 2-0		- Fullerton, Calif.	15-12, 15-11
9/20/1986	vs #4 San Diego State	L 0-2		- Fullerton, Calif.	12-15, 8-15
9/25/1986	at Saint Mary's	W 3-0		- Morega, Calif.	15-5, 15-7, 15-12
9/26/1986	at Santa Clara	W 3-1		- Santa Clara, Calif.	9-15, 15-6, 15-12, 15-7
9/27/1986	at San Francisco	W 3-1		- San Francisco, Calif.	15-8, 15-11, 11-15, 15-12
9/30/1986	#15 PEPPERDINE	L 2-3		- Los Angeles, Calif.	
10/1/1986	at Cal Poly Pomona	W 3-0		- Pomona, Calif.	
@ 10/10/1986	at Northern Arizona	W 3-1		- Flagstaff, Ariz.	
@ 10/11/1986	vs #9 Arizona State	L 0-3		- Flagstaff, Ariz.	
10/11/1986	vs New Mexico	L 0-3		- Flagstaff, Ariz.	
10/17/1986	vs Baylor	W 3-0		- Flagstaff, Ariz.	
10/17/1986	SAINT MARY'S	W 3-0		- Los Angeles, Calif.	
* 10/18/1986	NEVADA	W 3-0		- Los Angeles, Calif.	
* 10/24/1986	at US International	W 3-2		- San Diego, Calif.	
* 10/25/1986	at San Diego	W 3-0		- San Diego, Calif.	
* 10/31/1986	SAN FRANCISCO	W 3-0		- Los Angeles, Calif.	
* 11/1/1986	SANTA CLARA	W 3-1		- Los Angeles, Calif.	
* 11/4/1986	at #17 Pepperdine	W 3-2		- Malibu, Calif.	
* 11/14/1986	at Nevada	L 1-3		- Reno, Nevada	
11/15/1986	NORTHERN ARIZONA	W 3-1		- Los Angeles, Calif.	
* 11/21/1986	SAN DIEGO	W 3-0		- Los Angeles, Calif.	
* 11/21/1986	US INTERNATIONAL	W 3-2		- Los Angeles, Calif.	
\$p 12/4/1986	at #8 UCLA	W 3-2		- Los Angeles, Calif.	
%p 12/11/1986	vs #10 Stanford	L 0-3		- Provo, Utah	

* - West Coast Athletic Conference Match

- Cal State Fullerton Titan Classic - Fullerton, Calif.

@ - Northern Arizona Tournament - Flagstaff, Ariz.

\$ - NCAA First Round - Los Angeles, Calif. (UCLA)

% - NCAA Second Round - Provo, Utah

Overall: 24-8 • Conference: 10-2 • Home: 8-1 • Away: 11-2 • Neutral: 5-5



LMU Volleyball Records Statistics Summary for 1986



Player	gp-mp	k	k/g	e	ta	pct	a	a/g	sa	sa/g	se
WOHLFORD, Leslie	85-0	276	3.25	96	721	.250	10	0.12	27	0.32	42
PETRISSANS, Cathy	83-0	244	2.94	80	501	.327	2	0.02	7	0.08	7
MILLER, Tiffany	84-0	234	2.79	103	685	.191	11	0.13	30	0.36	51
RODMAN, Lori	86-0	204	2.37	75	441	.293	4	0.05	33	0.38	48
DUNN, Maryanne	84-0	121	1.44	61	318	.189	14	0.17	29	0.35	36
FORT, Andrea	83-0	76	0.92	19	150	.380	998	12.02	27	0.33	29
PEREZ, Carmen	19-0	27	1.42	18	72	.125	0	0.00	0	0.00	9
BLOCK, Dena	23-0	17	0.74	9	52	.154	1	0.04	0	0.00	0
HAMMERS, Tina	17-0	11	0.65	9	51	.039	1	0.06	1	0.06	5
KHALAF, Seham	83-0	1	0.01	1	4	.000	4	0.05	20	0.24	23
PADILLA, Letty	14-0	0	0.00	0	1	.000	0	0.00	1	0.07	2
LARSON, Marlette	6-0	0	0.00	0	0	.000	1	0.17	1	0.17	1
Team totals	86-32	1210	14.07	520	2997	.230	1044	12.14	176	2.05	253
Opp totals	86-32	982	11.42	436	2702	.202	838	9.74	169	1.97	238

Player	dig	d/g	re	bs	ba	tb	big	be	bhe	points	pts/g
WOHLFORD, Leslie	226	2.66	14	8	16	24	0.28	2	0	319.0	3.75
PETRISSANS, Cathy	26	0.31	2	21	51	72	0.87	13	0	297.5	3.58
MILLER, Tiffany	190	2.26	16	11	14	25	0.30	10	0	282.0	3.36
RODMAN, Lori	117	1.36	22	21	46	67	0.78	8	0	281.0	3.27
DUNN, Maryanne	173	2.06	17	2	36	38	0.45	7	0	170.0	2.02
FORT, Andrea	135	1.63	0	2	19	21	0.25	3	0	114.5	1.37
PEREZ, Carmen	14	0.74	4	0	4	4	0.21	0	0	29.0	1.53
BLOCK, Dena	5	0.22	0	4	7	11	0.48	2	0	24.5	1.04
HAMMERS, Tina	8	0.47	3	0	3	3	0.18	0	0	13.5	0.76
KHALAF, Seham	145	1.75	10	0	1	1	0.01	0	0	21.5	0.25
PADILLA, Letty	8	0.57	2	0	0	0	0.00	0	0	1.0	0.07
LARSON, Marlette	1	0.17	0	0	1	1	0.17	0	0	1.5	0.17
Team totals	1048	12.19	80	69	198	267	3.10	50	0	1554.0	18.07
Opp totals	873	10.15	180	96	218	314	3.65	63	0	1356.0	15.77



LMU Volleyball Records
Statistics Summary for 1987



Date	Opponent	Score	Attend	Site	Notes
9/4/1987	#10 COLORADO STATE	L 0-3		- Los Angeles, Calif.	7-15, 3-15, 4-15
9/5/1987	#14 UC SANTA BARBARA	L 1-3		- Los Angeles, Calif.	17-15, 7-15, 10-15, 9-15
9/11/1987	vs Utah State	L 1-2		- Fullerton, Calif.	16-14, 12-15, 13-15
9/11/1987	vs Northern Arizona	W 2-0		- Fullerton, Calif.	15-13, 15-9
9/11/1987	at Cal State Fullerton	L 0-2		- Fullerton, Calif.	12-15, 8-15
9/12/1987	vs Hofstra	W 2-1		- Fullerton, Calif.	15-13, 5-15, 15-3
9/12/1987	vs Northern Arizona	W 2-0		- Fullerton, Calif.	15-12, 15-1
9/12/1987	vs Southwest Texas State	W 2-1		- Fullerton, Calif.	17-17, 11-15, 15-7
9/15/1987	CAL STATE FULLERTON	W 2-1		- Los Angeles, Calif.	17-15, 15-10, 15-6
9/25/1987	at #6 Nebraska	L 0-3		- Lincoln, Neb.	13-15, 8-15, 3-15
9/26/1987	vs Illinois	L 0-3		- Lincoln, Neb.	9-15, 1-15, 8-15
9/26/1987	vs Tennessee	W 3-1		- Lincoln, Neb.	15-10, 15-7, 16-18, 15-6
9/30/1987	#14 LONG BEACH STATE	L 1-3		- Los Angeles, Calif.	14-15, 6-15, 15-8, 6-15
10/2/1987	at Gonzaga	W 3-1		- Spokane, Wash.	13-15, 15-9, 15-5, 16-14
10/3/1987	at Portland	L 2-3		- Portland, Ore.	10-15, 15-13, 6-15, 15-3, 9-15
10/6/1987	at #15 Pepperdine	L 1-3		- Malibu, Calif.	15-17, 7-15, 15-8, 9-15
10/9/1987	at #5 UCLA	L 0-3		- Los Angeles, Calif.	7-15, 9-15, 3-15
10/10/1987	vs Fresno State	L 0-3		- Los Angeles, Calif.	10-15, 4-15, 9-15
10/10/1987	vs #14 UC Santa Barbara	L 1-3		- Los Angeles, Calif.	8-15, 7-15, 15-11, 8-15
10/13/1987	US INTERNATIONAL	L 1-3		- Los Angeles, Calif.	2-15, 10-15, 15-10, 11-15
10/16/1987	SAN FRANCISCO	W 3-2		- Los Angeles, Calif.	15-11, 15-7, 3-15, 12-15, 15-11
10/17/1987	SANTA CLARA	W 3-1		- Los Angeles, Calif.	13-15, 15-11, 15-7, 15-0
10/20/1987	#15 PEPPERDINE	L 2-3		- Los Angeles, Calif.	15-10, 13-15, 15-5, 7-15, 6-15
10/30/1987	at Santa Clara	W 3-2		- Santa Clara, Calif.	13-15, 15-8, 15-6, 7-15, 15-10
10/31/1987	at San Francisco	L 2-3		- San Francisco, Calif.	15-8, 14-16, 15-6, 14-16, 17-19
11/5/1987	GONZAGA	W 3-0		- Los Angeles, Calif.	15-11, 15-7, 15-7
11/6/1987	PORTLAND	W 3-0		- Los Angeles, Calif.	15-6, 15-9, 15-10
11/13/1987	at Saint Mary's	W 3-0		- Moraga, Calif.	15-9, 15-10, 15-9
11/14/1987	at San Diego	W 3-0		- San Diego, Calif.	15-11, 15-11, 15-5
11/17/1987	at #11 Long Beach State	W 3-2		- Long Beach, Calif.	10-15, 15-7, 4-15, 15-1, 15-12
11/20/1987	SAINT MARY'S	W 3-0		- Los Angeles, Calif.	15-9, 15-4, 15-4
11/21/1987	SAN DIEGO	W 3-0		- Los Angeles, Calif.	15-4, 15-7, 15-4
11/23/1987	at #12 UC Santa Barbara	L 0-3		- Santa Barbara, Calif.	7-15, 10-15, 7-15
11/24/1987	FRESNO STATE	L 0-3		- Los Angeles, Calif.	13-15, 13-15, 8-15

* - West Coast Athletic Conference Match
- Titan Tournament - Fullerton, Calif.
@ - Nebraska Tournament - Lincoln, Neb.
\$ - National Invitational Tournament - Los Angeles, Calif. (UCLA)

Overall: 17-17 • Conference: 10-4 • Home: 7-6 • Away: 5-7 • Neutral: 5-4



LMU Volleyball Records
Statistics Summary for 1987



Player	gp-mp	k	k/g	e	ta	pct	a	a/g	sa	sa/g	se
WOHLFORD, Leslie	117-0	436	3.73	206	1174	.196	11	0.09	51	0.44	45
MILLER, Tiffany	104-0	316	3.04	171	928	.156	17	0.16	33	0.32	40
RODMAN, Lori	104-0	281	2.70	139	670	.212	9	0.09	53	0.51	65
PETRISSANS, Cathy	95-0	230	2.42	80	542	.277	4	0.04	8	0.08	15
KHALAF, Seham	109-0	50	0.46	25	160	.156	850	7.80	33	0.30	29
BLOCK, Dena	75-0	29	0.39	9	81	.247	6	0.08	5	0.07	6
MATTOX, Allyson	61-0	20	0.33	10	54	.185	5	0.08	21	0.34	23
HAMMERS, Tina	84-0	19	0.23	19	67	.000	12	0.14	16	0.19	22
MOON, Dawn	5-0	2	0.40	1	3	.333	0	0.00	0	0.00	0
LARSON, Marlette	13-0	2	0.15	0	7	.286	108	8.31	0	0.00	4
NEWMAN, Loren	23-0	1	0.04	0	1	1.000	4	0.17	6	0.26	5
IRWIN, Anita	81-0	1	0.01	2	5	-.200	7	0.09	18	0.22	12
PADILLA, Letty	5-0	0	0.00	0	0	.000	0	0.00	1	0.20	0
Team totals	104-34	1345	12.93	611	3389	.218	1151	11.07	222	2.13	266
Opp totals	104-34	1258	12.10	544	3368	.212	1065	10.24	189	1.82	245

Player	dlg	re	bs	ba	tb	blg	be	bhe	points	pts/g
WOHLFORD, Leslie	376	34	14	22	36	0.31	7	0	512.0	4.38
MILLER, Tiffany	284	26	18	31	49	0.47	12	0	382.5	3.67
RODMAN, Lori	165	159	41	22	26	0.46	10	0	369.0	3.55
PETRISSANS, Cathy	74	0.78	8	31	48	0.83	22	0	293.0	3.08
KHALAF, Seham	182	1.67	1	3	17	0.18	12	0	94.5	0.86
BLOCK, Dena	45	0.60	9	8	24	0.43	6	0	54.0	0.72
MATTOX, Allyson	69	1.13	20	1	3	0.07	0	0	43.5	0.70
HAMMERS, Tina	103	1.23	22	0	10	0.12	2	0	40.0	0.48
MOON, Dawn	1	0.20	1	1	4	1.00	1	0	5.0	1.00
LARSON, Marlette	8	0.62	0	1	6	0.54	0	0	6.0	0.46
NEWMAN, Loren	37	1.61	4	0	0	0.00	0	0	7.0	0.30
IRWIN, Anita	64	0.79	35	0	0	0.00	0	0	19.0	0.23
PADILLA, Letty	6	1.20	1	0	0	0.00	0	0	1.0	0.20
Team totals	1236	11.88	199	105	190	2.84	66	0	1767.0	16.99
Opp totals	1188	11.42	241	134	303	4.37	4.20	103	1732.5	16.65



LMU Volleyball Records
Statistics Summary for 1988



Date	Opponent	Score	Attend	Site	Notes
9/6/1988	at Cal State Northridge	L 0-3		- Northridge, Calif.	6-15, 9-15, 9-15
9/9/1988	vs Utah State	W 3-1		- Irvine, Calif.	15-13, 15-13, 1-15, 15-12
9/10/1988	vs Baylor	L 2-3		- Irvine, Calif.	7-15, 15-11, 15-1, 14-16, 13-15
9/10/1988	at UC Irvine	L 1-3		- Irvine, Calif.	7-15, 15-5, 10-15, 8-15
9/13/1988	LONG BEACH STATE	L 0-3		- Fullerton, Calif.	12-15, 6-15, 6-15
9/17/1988	at Cal State Fullerton	L 1-3		- Fullerton, Calif.	15-11, 8-15, 12-15, 10-15
9/20/1988	#19 UC SANTA BARBARA	L 0-3		- Los Angeles, Calif.	4-15, 2-15, 14-16
9/23/1988	vs George Washington	W 3-2		- Washington, D.C.	12-15, 14-16, 15-5, 15-12, 15-10
9/24/1988	vs Northern Iowa	W 3-2		- Washington, D.C.	15-7, 11-15, 15-11, 12-15, 17-15
9/24/1988	at Georgetown	W 3-2		- Washington, D.C.	4-15, 15-8, 13-15, 15-10, 15-11
9/29/1988	SAN DIEGO	W 3-2		- Los Angeles, Calif.	15-4, 11-15, 10-15, 15-7, 15-8
9/30/1988	SAINTE MARY'S	W 3-2		- Los Angeles, Calif.	5-15, 15-12, 15-12, 13-15, 15-9
10/6/1988	PEPPERDINE	L 0-3		- Los Angeles, Calif.	3-15, 5-15, 11-15
10/8/1988	at Fresno State	L 0-3		- Fresno, Calif.	3-15, 5-15, 14-16
10/11/1988	#13 SAN DIEGO STATE	L 0-3		- Los Angeles, Calif.	10-15, 5-15, 14-16
10/12/1988	at San Diego	L 2-3		- San Diego, Calif.	13-15, 9-15, 15-11, 15-12, 15-17
10/18/1988	at #10 Long Beach State	L 1-3		- Long Beach, Calif.	8-15, 5-15, 15-10, 5-15
10/21/1988	SANTA CLARA	L 2-3		- Los Angeles, Calif.	15-11, 15-10, 13-15, 6-15, 13-15
10/22/1988	SAN FRANCISCO	L 2-3		- Los Angeles, Calif.	14-16, 15-13, 15-8, 3-15, 1-15
10/27/1988	at Saint Mary's	W 3-2		- Moraga, Calif.	8-15, 8-15, 15-11, 15-13, 15-6
10/28/1988	at Santa Clara	L 2-3		- Santa Clara, Calif.	15-11, 5-15, 11-15, 15-13, 11-15
10/29/1988	at San Francisco	L 1-3		- San Francisco, Calif.	15-9, 7-15, 11-15, 6-15
11/3/1988	PORTLAND	L 2-3		- Los Angeles, Calif.	15-12, 15-7, 13-15, 8-15, 13-15
11/4/1988	GONZAGA	W 3-1		- Los Angeles, Calif.	15-10, 10-15, 15-6, 15-13
11/6/1988	at UC Santa Barbara	L 0-3		- Santa Barbara, Calif.	3-15, 12-15, 6-15
11/10/1988	at Pepperdine	L 0-3		- Malibu, Calif.	4-15, 6-15, 10-15
11/15/1988	US INTERNATIONAL	W 3-2		- Los Angeles, Calif.	15-6, 5-15, 8-15, 15-10, 15-5
11/17/1988	at Portland	L 1-3		- Portland, Ore.	10-15, 11-15, 15-11, 8-15
11/19/1988	at Gonzaga	L 1-3		- Spokane, Wash.	5-15, 15-11, 12-15, 6-15
11/22/1988	at #15 San Diego State	L 0-3		- San Diego, Calif.	9-15, 5-15, 11-15
11/23/1988	CAL STATE NORTHBRIDGE	L 1-3		- Los Angeles, Calif.	15-13, 4-15, 3-15, 10-15

* - West Coast Conference Match

- UC Irvine Tournament - Irvine, Calif.

@ - Georgetown Invitational - Washington, D.C.

Overall: 9-22 • Conference: 4-10 • Home: 4-8 • Away: 2-13 • Neutral: 3-1



LMU Volleyball Records
Statistics Summary for 1988



Player	gp-mp	k	k/g	e	ta	pct	a	a/g	sa	sa/g	se
WOHLFORD, Leslie	128-31	595	4.65	264	1639	.202	11	0.09	33	0.26	29
KHALAF, Seham	128-31	356	2.78	169	984	.190	613	4.79	47	0.37	32
MOON, Dawn	124-31	159	1.28	74	421	.202	4	0.03	12	0.10	23
HAMMERS, Tina	114-29	151	1.32	104	538	.087	20	0.18	23	0.20	41
PEREZ, Carmen	89-25	86	0.97	76	366	.027	20	0.22	11	0.12	30
TRAPP, Stacy	108-31	56	0.52	26	162	.185	1	0.01	0	0.00	9
JONES, Laurie	102-30	39	0.38	38	144	.007	9	0.09	3	0.03	4
NEWMAN, Loren	121-31	12	0.10	4	43	.186	609	5.03	29	0.24	28
HENGHOLD, Chris	97-30	5	0.05	3	19	.105	6	0.06	20	0.21	22
IRWIN, Anita	113-31	3	0.03	1	10	.200	14	0.12	13	0.12	10
YOSHIMOTO, Debra	22-10	0	0.00	0	0	.000	1	0.05	2	0.09	10
TEAM	0-0	0	0.00	0	0	.000	0	0.00	0	0.00	0
OKELLY, Shannon	2-3	0	0.00	0	0	.000	0	0.00	0	0.00	3
Team totals	128-31	1462	11.42	759	4326	.163	1308	10.22	193	1.51	241
Opp totals	128-31	1561	12.20	662	4241	.212	1314	10.27	225	1.76	295

Player	dig	dlg	re	bs	ba	tb	b/g	be	bhe	points	pts/g
WOHLFORD, Leslie	347	2.71	21	13	28	41	0.32	14	0	655.0	5.12
KHALAF, Seham	264	2.06	9	10	19	29	0.23	6	0	422.5	3.30
MOON, Dawn	116	0.94	27	37	60	97	0.78	28	0	238.0	1.92
HAMMERS, Tina	212	1.86	44	21	18	39	0.34	8	0	204.0	1.79
PEREZ, Carmen	88	0.99	17	5	12	17	0.19	10	0	108.0	1.21
TRAPP, Stacy	53	0.49	11	25	30	55	0.51	6	0	96.0	0.89
JONES, Laurie	26	0.25	2	9	38	47	0.46	6	0	70.0	0.69
NEWMAN, Loren	170	1.40	13	0	9	9	0.07	0	0	45.5	0.37
HENGHOLD, Chris	88	0.91	28	1	2	3	0.03	0	0	27.0	0.28
IRWIN, Anita	111	0.98	34	0	0	0	0.00	1	0	16.0	0.14
YOSHIMOTO, Debra	21	0.95	7	0	0	0	0.00	0	0	2.0	0.09
TEAM	0	0.00	43	0	0	0	0.00	0	0	0.0	0.00
OKELLY, Shannon	1	0.50	1	0	0	0	0.00	0	0	0.0	0.00
Team totals	1497	11.70	257	121	216	337	2.63	79	0	1884.0	14.72
Opp totals	2119	16.55	202	146	313	459	3.59	76	0	2088.5	16.31



LMU Volleyball Records
Statistics Summary for 1989



Date	Opponent	Score	Attend	Site	Notes
9/17/1989	#3 UCLA	L 0-3	384	Los Angeles, Calif.	5-15, 7-15, 2-15
9/21/1989	at Cal State Fullerton	L 0-3	105	Fullerton, Calif.	5-15, 3-15, 12-15
#9/8/1989	vs Boise State	L 0-3	50	Eugene, Ore.	14-16, 9-15, 1-15
#9/8/1989	at Oregon	L 0-3	346	Eugene, Ore.	12-15, 6-15, 4-15
#9/9/1989	vs Wyoming	L 0-3	60	Eugene, Ore.	5-15, 3-15, 3-15
9/13/1989	#13 UC SANTA BARBARA	L 0-3	75	Los Angeles, Calif.	4-15, 4-15, 1-15
9/14/1989	SAN DIEGO STATE	L 0-3	128	Los Angeles, Calif.	10-15, 6-15, 9-15
9/19/1989	#4 LONG BEACH STATE	L 0-3	97	Los Angeles, Calif.	1-15, 4-15, 7-15
*9/28/1989	at San Francisco	W 3-0	200	San Francisco, Calif.	16-14, 17-15, 15-13
*9/29/1989	at Santa Clara	W 3-2	50	Santa Clara, Calif.	17-15, 9-15, 11-15, 16-14, 15-12
*9/30/1989	at Saint Mary's	W 3-1	50	Morega, Calif.	15-9, 10-15, 15-5, 15-3
*10/5/1989	SAINT MARY'S	W 3-2	143	Los Angeles, Calif.	5-15, 15-12, 11-15, 16-14, 15-5
*10/6/1989	SAN DIEGO	W 3-0	149	Los Angeles, Calif.	15-5, 15-9, 15-11
*10/12/1989	at Pepperdine	L 0-3	250	Malibu, Calif.	6-15, 5-15, 4-15
*10/13/1989	at San Diego	W 3-1	50	San Diego, Calif.	10-15, 15-6, 15-7, 15-13
10/18/1989	at #5 Long Beach State	L 0-3	150	Long Beach, Calif.	3-15, 10-15, 8-15
*10/20/1989	SANTA CLARA	L 2-3	269	Los Angeles, Calif.	15-8, 9-15, 12-15, 15-12, 13-15
*10/21/1989	SAN FRANCISCO	W 3-1	137	Los Angeles, Calif.	15-4, 8-15, 15-4, 15-9
11/1/1989	CAL STATE FULLERTON	W 3-1	76	Los Angeles, Calif.	15-10, 8-15, 16-14, 15-11
*11/3/1989	GONZAGA	L 2-3	101	Los Angeles, Calif.	15-12, 6-15, 9-15, 15-13, 9-15
*11/4/1989	PORTLAND	L 1-3	139	Los Angeles, Calif.	15-10, 5-15, 12-15, 12-15
11/7/1989	at UC Irvine	L 0-3	86	Irvine, Calif.	6-15, 9-15, 13-15
*11/10/1989	at Gonzaga	L 1-3	332	Spokane, Wash.	16-14, 14-16, 7-15, 13-15
*11/11/1989	at Portland	L 0-3	50	Portland, Ore.	10-15, 11-15, 5-15
11/12/1989	at Portland State	L 0-3	50	Portland, Ore.	0-15, 7-15, 6-15
*11/18/1989	PEPPERDINE	L 0-3	211	Los Angeles, Calif.	9-15, 8-15, 12-15
11/21/1989	at #14 UC Santa Barbara	L 0-3	195	Santa Barbara, Calif.	14-16, 5-15, 0-15

* - West Coast Conference Match
- Oregon Invitational - Eugene, Ore.

Overall: 8-19 • Conference: 7-7 • Home: 4-8 • Away: 4-9 • Neutral: 0-2



LMU Volleyball Records
Statistics Summary for 1989



Player	gp-mp	k	k/g	e	ta	pct	a	a/g	sa	sa/g	se
HOUSE, Kerry	92-27	280	3.04	109	888	.193	12	0.13	25	0.27	29
GLENN, Raquel	73-26	204	2.79	133	604	.118	6	0.08	7	0.10	22
TRAPP, Stacy	89-26	160	1.80	95	494	.132	7	0.08	14	0.16	31
BRAGADO, Dana	93-27	141	1.52	97	468	.094	7	0.08	29	0.31	39
HAWMERS, Tina	53-23	74	1.40	40	219	.155	10	0.19	10	0.19	30
SUTTON, Jill	56-21	41	0.73	53	195	-.062	11	0.20	12	0.21	18
JONES, Laurie	41-21	41	1.00	40	152	-.007	7	0.17	2	0.05	6
IRWIN, Anita	86-25	24	0.28	20	130	-.031	661	7.69	13	0.15	31
KRUSE, Jennifer	22-15	16	0.73	25	78	-.115	1	0.05	4	0.18	12
MOON, Dawn	8-4	10	1.25	5	36	.139	0	0.00	1	0.12	3
STIMPFIFG, Janiece	12-7	1	0.08	3	7	-.286	27	2.25	3	0.25	4
TEAM	0-0	0	0.00	0	0	0.000	0	0.00	0	0.00	0
NEWMAN, Loren	49-22	0	0.00	3	11	-.273	131	2.67	15	0.31	13
Team totals	95-27	994	10.46	623	3288	-.113	880	9.26	137	1.44	239
Opp totals	95-27	1168	12.29	586	3282	-.177	1068	11.24	214	2.25	243

Player	d/g	re	bs	ba	tb	b/g	be	bhe	points	pts/g
HOUSE, Kerry	385	4.18	33	12	40	52	0.57	9	337.0	3.66
GLENN, Raquel	157	2.15	27	3	9	12	0.16	5	218.5	2.99
TRAPP, Stacy	183	2.06	30	20	43	63	0.71	15	215.5	2.42
BRAGADO, Dana	230	2.47	36	7	47	54	0.58	17	200.5	2.15
HAWMERS, Tina	119	2.25	38	7	20	27	0.51	4	101.0	1.91
SUTTON, Jill	121	2.16	17	1	18	19	0.34	3	63.0	1.12
JONES, Laurie	17	0.41	8	4	9	13	0.32	7	51.0	1.24
IRWIN, Anita	176	2.05	0	2	24	26	0.30	7	51.0	0.59
KRUSE, Jennifer	18	0.82	8	0	4	4	0.18	1	22.0	1.00
MOON, Dawn	17	2.12	2	2	5	7	0.88	2	15.5	1.88
STIMPFIFG, Janiece	14	1.17	1	0	0	0	0.00	0	4.0	0.33
TEAM	0	0.00	34	0	0	0	0.00	0	0.0	0.00
NEWMAN, Loren	64	1.31	3	1	1	2	0.04	0	16.5	0.33
Team totals	1501	15.80	237	59	222	281	2.96	72	1301.0	13.69
Opp totals	1525	16.05	147	153	349	502	5.28	77	1709.5	17.99



LMU Volleyball Records
Statistics Summary for 1990



Date	Opponent	Score	Attend	Site	Notes
9/17/1990	MURRAY STATE	W 3-2		- Los Angeles, Calif.	13-15, 15-5, 13-15, 15-12, 15-7
9/4/1990	#10 UC SANTA BARBARA	L 1-3		- Los Angeles, Calif.	10-15, 15-12, 6-15, 6-15
#9/6/1990	vs #8 Long Beach State	W 3-2		- Fullerton, Calif.	3-15, 15-5, 6-15, 15-13, 15-9
#9/16/1990	vs Wisconsin	L 1-3		- Fullerton, Calif.	8-15, 15-10, 11-15, 6-15
#9/17/1990	vs Northern Arizona	W 3-0		- Fullerton, Calif.	15-7, 15-7, 15-9
#9/17/1990	vs Oregon State	L 0-3		- Fullerton, Calif.	12-15, 8-15, 7-15
#9/18/1990	vs Cal State Northridge	L 0-3		- Fullerton, Calif.	9-15, 14-16, 1-15
9/11/1990	UC IRVINE	W 3-2		- Los Angeles, Calif.	11-15, 17-15, 15-5, 1-15, 15-7
9/14/1990	at #9 Long Beach State	L 1-3		- Long Beach, Calif.	15-11, 8-15, 11-15, 2-15
9/18/1990	CAL STATE BAKERSFIELD	L 2-3		- Los Angeles, Calif.	11-15, 15-10, 15-3, 13-15, 10-15
@ 9/21/1990	at Colorado	W 3-2		- Boulder, Colo.	4-15, 10-15, 8-15
@ 9/22/1990	vs Florida State	W 3-0		- Boulder, Colo.	15-7, 9-15, 15-4, 13-15, 15-6
@ 9/22/1990	vs Wyoming	L 1-3		- Boulder, Colo.	4-15, 15-10, 11-15, 12-15
9/25/1990	at Cal State Fullerton	W 3-1		- Fullerton, Calif.	15-5, 12-15, 15-7, 15-7
9/26/1990	#1 UCLA	L 0-3		- Los Angeles, Calif.	11-15, 10-15, 9-15
9/28/1990	at US International	W 3-0		- San Diego, Calif.	15-5, 15-13, 15-4
*9/29/1990	at San Diego	W 3-0		- San Diego, Calif.	15-8, 15-6, 15-5
*10/5/1990	SAN FRANCISCO	W 3-1		- Los Angeles, Calif.	15-9, 14-16, 15-9, 15-12
*10/6/1990	SAINTE MARY'S	W 3-0		- Los Angeles, Calif.	15-3, 15-5, 15-3
10/9/1990	at San Diego State	L 0-3		- San Diego, Calif.	10-15, 12-15, 6-15
*10/12/1990	at Portland	W 3-1		- Portland, Ore.	15-10, 12-15, 15-10, 15-11
*10/13/1990	at Gonzaga	L 2-3		- Spokane, Wash.	7-15, 15-9, 15-11, 13-15, 8-15
*10/19/1990	SAN DIEGO	W 3-0		- Los Angeles, Calif.	15-9, 15-9, 15-7
*10/20/1990	SANTA CLARA	W 3-2		- Los Angeles, Calif.	15-13, 15-6, 5-15, 12-15, 15-11
*10/25/1990	PORTLAND	W 3-2		- Los Angeles, Calif.	15-12, 16-14, 10-15, 3-15, 15-6
*10/26/1990	GONZAGA	L 0-3		- Los Angeles, Calif.	19-21, 11-15, 10-15
10/30/1990	CAL STATE FULLERTON	W 3-1		- Los Angeles, Calif.	15-3, 6-15, 15-2, 15-4
*11/3/1990	#10 PEPPERDINE	L 1-3		- Los Angeles, Calif.	10-15, 15-10, 8-15, 5-15
11/6/1990	at #8 UC Santa Barbara	L 1-3		- Santa Barbara, Calif.	15-13, 9-15, 9-15, 11-15
*11/10/1990	at #12 Pepperdine	L 0-3		- Malibu, Calif.	4-15, 6-15, 9-15
*11/15/1990	at Santa Clara	W 3-1		- Santa Clara, Calif.	7-15, 15-10, 15-3, 15-9
*11/16/1990	at Saint Mary's	W 3-0		- Moreaga, Calif.	15-9, 15-7, 19-17
*11/17/1990	at San Francisco	W 3-1		- San Francisco, Calif.	12-15, 15-11, 15-7, 15-5
\$p 11/29/1990	vs Dayton	W 3-0		- Knoxville, Tenn.	15-8, 15-9, 15-12
\$p 11/29/1990	vs Memphis	W 3-0		- Knoxville, Tenn.	15-10, 15-2, 18-16
\$p 11/30/1990	vs Arizona State	W 3-2		- Knoxville, Tenn.	13-15, 15-12, 11-15, 15-12, 15-10
\$p 11/30/1990	vs William & Mary	L 2-3		- Knoxville, Tenn.	9-15, 15-9, 11-15, 15-8, 13-15

* - West Coast Conference Match

- JMN Premiere Tournament - Fullerton, Calif.

@ - Coors Light Invitational - Boulder, Colo.

\$ - Women's Invitational Volleyball Championships - Knoxville, Tenn.

Overall: 21-16 • Conference: 10-4 • Home: 8-5 • Away: 7-6 • Neutral: 6-5



LMU Volleyball Records
Statistics Summary for 1990



Player	gp-mp	k	k/g	e	ta	pct	a/g	sa	sa/g	se
HOUSE, Kerry	138-36	577	4.18	195	1898	.201	0.09	34	0.25	47
DOOLITTLE, Deanna	143-37	539	3.77	207	1690	.196	0.06	37	0.26	21
TRAPP, Stacy	142-37	334	2.35	145	889	.210	0.06	24	0.17	34
WENKER, Lisa	130-36	252	1.94	127	681	.184	0.34	35	0.27	61
BRAGADO, Dana	109-29	195	1.79	105	592	.152	0.10	11	0.10	16
IRWIN, Anita	143-37	64	0.45	38	267	.097	11.19	33	0.23	60
MICKARTZ, Shawna	79-21	52	0.66	59	225	-.031	0.16	4	0.05	30
SUTTON, Jill	43-17	9	0.21	11	43	-.047	0.00	3	0.07	7
MATUS, Theresa	49-24	5	0.10	1	11	.364	0.02	5	0.10	8
ROBERTS, Katie	14-9	4	0.29	2	10	.200	0.21	0	0.00	1
STIMPFIG, Janiece	121-33	3	0.02	18	60	-.250	0.12	30	0.25	38
NEWMAN, Loren	77-24	2	0.03	2	15	.000	0.10	8	0.10	30
TEAM	0-0	0	0.00	0	0	.000	0.00	0	0.00	0
Team totals	143-37	2036	14.24	910	6391	.176	12.06	224	1.57	353
Opp totals	143-37	2027	14.17	905	6035	.186	12.06	198	1.38	329

Player	d/g	re	bs	ba	tb	b/g	be	bhe	points	pts/g
HOUSE, Kerry	740	31	7	49	56	0.41	10	0	642.5	4.65
DOOLITTLE, Deanna	535	34	9	31	40	0.28	7	0	600.5	4.20
TRAPP, Stacy	276	19	15	97	112	0.79	26	0	421.5	2.96
WENKER, Lisa	280	22	11	75	86	0.66	19	0	335.5	2.58
BRAGADO, Dana	101	0.93	6	15	67	0.82	14	0	254.5	2.33
IRWIN, Anita	347	2.43	8	5	45	0.35	16	0	124.5	0.87
MICKARTZ, Shawna	182	2.30	23	2	21	0.29	5	0	68.5	0.86
SUTTON, Jill	50	1.16	10	2	2	0.05	0	0	14.0	0.33
MATUS, Theresa	5	0.10	0	2	3	0.10	0	0	13.5	0.27
ROBERTS, Katie	3	0.21	0	2	2	0.4	0.29	1	7.0	0.50
STIMPFIG, Janiece	186	1.54	23	2	1	3	0.02	0	35.5	0.29
NEWMAN, Loren	89	1.16	17	0	1	1	0.01	1	10.5	0.13
TEAM	0	0.00	5	0	0	0.00	0	0	0.0	0.00
Team totals	2794	19.54	198	72	392	4.64	3.24	99	2528.0	17.68
Opp totals	2879	20.13	224	110	522	6.32	4.42	119	2596.0	18.15



LMU Volleyball Records
Statistics Summary for 1991



Date	Opponent	Score	Attend	Site	Notes
#8/30/1991	vs Indiana	W 3-0	100	Pullman, Wash.	15-12, 15-7, 15-7
#8/30/1991	at Washington State	L 0-3	698	Pullman, Wash.	7-15, 13-15, 8-15
#8/31/1991	vs Rice	W 3-0	100	Pullman, Wash.	15-5, 15-9, 15-8
#8/31/1991	vs Central Michigan	W 3-1	100	Pullman, Wash.	15-6, 14-16, 15-2, 15-8
@ 9/4/1991	vs #18 USC	L 0-3	386	Huntington Beach, CA	6-15, 13-15, 11-15
9/6/1991	at #6 Long Beach State	L 0-3	667	Long Beach, Calif.	4-15, 7-15, 6-15
\$9/7/1991	vs #10 New Mexico	W 3-2	83	Long Beach, Calif.	16-18, 16-14, 15-11, 12-15, 15-5
%9/13/1991	vs Florida State	L 2-3	75	Irvine, Calif.	16-18, 15-13, 18-20, 15-11, 15-17
%9/14/1991	vs Idaho	W 3-0	45	Irvine, Calif.	15-7, 15-5, 15-8
%9/14/1991	at UC Irvine	W 3-1	125	Irvine, Calif.	15-5, 16-14, 11-15, 16-14
9/17/1991	#20 SAN DIEGO STATE	W 3-1	175	Los Angeles, Calif.	15-7, 5-15, 15-11, 15-10
& 9/20/1991	vs North Carolina	L 1-3	100	Columbus, Ohio	11-15, 13-15, 15-8, 11-15
& 9/21/1991	vs Syracuse	W 3-1	100	Columbus, Ohio	15-13, 10-15, 15-7, 15-12
9/24/1991	CAL STATE NORTHRIDGE	L 1-3	150	Los Angeles, Calif.	15-6, 7-15, 8-15, 12-15
* 9/27/1991	SANTA CLARA	L 2-3	189	Los Angeles, Calif.	15-9, 5-15, 15-13, 8-15, 11-15
* 9/28/1991	SAN DIEGO	W 3-0	200	Los Angeles, Calif.	15-8, 15-5, 15-5
* 10/3/1991	GONZAGA	W 3-1	130	Los Angeles, Calif.	15-10, 10-15, 15-11, 15-13
* 10/4/1991	PORTLAND	W 3-1	150	Los Angeles, Calif.	14-16, 15-5, 15-3, 15-9
* 10/10/1991	at Saint Mary's	L 2-3	225	Moraga, Calif.	8-15, 11-15, 15-13, 15-7, 7-15
* 10/11/1991	at San Francisco	W 3-2	150	San Francisco, Calif.	11-15, 15-4, 15-9, 7-15, 15-5
* 10/12/1991	at Santa Clara	W 3-2	240	Santa Clara, Calif.	18-20, 15-10, 5-15, 15-12, 15-9
* 10/19/1991	at #17 Pepperdine	L 0-3	337	Los Angeles, Calif.	5-15, 5-15, 10-15
* 10/26/1991	PEPPERDINE	L 0-3	474	Spokane, Wash.	14-16, 8-15, 12-15
* 11/1/1991	at Gonzaga	L 0-3	199	Portland, Ore.	15-13, 14-16, 13-15, 5-15
* 11/2/1991	at Portland	L 1-3	190	Los Angeles, Calif.	16-14, 9-15, 15-3, 15-1
* 11/8/1991	SAINT MARY'S	W 3-1	300	Los Angeles, Calif.	15-12, 15-11, 15-8
* 11/19/1991	SAN FRANCISCO	W 3-0	137	San Diego, Calif.	15-2, 15-10, 12-15, 15-7
* 11/15/1991	at San Diego	W 3-1	315	Northridge, Calif.	15-13, 13-15, 15-13, 15-7
11/19/1991	at Cal State Northridge	W 3-1			

* - West Coast Conference Match
- Washington State Tournament - Pullman, Wash.
@ - Match Played at Golden West JC - Huntington Beach, Calif.
\$ - Match Played at Long Beach State - Long Beach, Calif.
% - Anteaater Invite Tournament - Irvine, Calif.
& - Buckeye Classic - Columbus, Ohio

Overall: 17-12 • Conference: 8-6 • Home: 6-3 • Away: 5-6 • Neutral: 6-3



LMU Volleyball Records
Statistics Summary for 1991



Player	gp-mp	k	k/g	e	ta	pct	a	a/g	sa	sa/g	se
EBERHART, Joli	111-29	409	3.68	207	1144	.177	14	0.13	39	0.35	36
DOOLITTLE, Deanna	111-29	393	3.54	188	1191	.172	10	0.09	15	0.14	24
TRAPP, Stacy	109-29	264	2.42	118	629	.232	14	0.13	35	0.32	55
WENKER, Lisa	97-27	180	1.86	109	546	.190	46	0.47	34	0.35	43
BRAGADO, Dana	93-27	172	1.85	85	454	.192	15	0.16	16	0.17	38
BRAGADO, Dana	83-25	164	1.98	79	430	.198	5	0.06	9	0.11	15
ORTGIESEN, Robin	111-29	62	0.56	27	181	.193	1397	12.59	27	0.24	63
STRONG, Mary	55-21	37	0.67	29	128	.062	12	0.22	9	0.16	8
MORA, Marisa	88-28	6	0.07	4	27	.074	5	0.06	4	0.05	15
MICKARTZ, Shawna	67-20	3	0.04	4	18	-.066	2	0.03	0	0.00	1
JONES, Laurie	5-5	1	0.20	0	2	.500	0	0.00	1	0.20	1
TEAM	0-0	0	0.00	0	0	.000	0	0.00	0	0.00	0
MATUS, Theresa	13-7	0	0.00	0	1	.000	0	0.00	0	0.00	5
GIORDANO, Mary Beth	4-4	0	0.00	0	0	.000	0	0.00	0	0.00	0
Team totals	111-29	1691	15.23	850	4751	.177	1520	13.69	189	1.70	304
Opp totals	111-29	1530	13.78	694	4546	.184	1395	12.57	172	1.55	272

Player	dig	d/g	re	bs	ba	tb	b/g	be	bhe	points	pts/g
EBERHART, Joli	449	4.05	43	2	25	27	0.24	6	0	462.5	4.16
DOOLITTLE, Deanna	467	4.21	39	3	28	31	0.28	19	0	425.0	3.83
TRAPP, Stacy	202	1.85	15	18	92	110	1.01	32	0	363.0	3.33
WENKER, Lisa	213	2.20	20	9	48	57	0.59	17	0	247.0	2.55
WAGNER, Tahla	131	1.41	10	11	48	59	0.63	12	0	223.0	2.40
BRAGADO, Dana	119	1.43	10	19	44	63	0.76	6	0	214.0	2.58
ORTGIESEN, Robin	321	2.89	2	6	36	42	0.38	11	0	113.0	1.02
STRONG, Mary	57	1.04	6	1	5	6	0.11	1	0	49.5	0.89
MORA, Marisa	67	0.76	10	0	1	1	0.01	1	0	10.5	0.11
MICKARTZ, Shawna	85	1.27	12	0	0	0	0.00	0	0	3.0	0.04
JONES, Laurie	2	0.40	0	0	0	0	0.00	1	0	2.0	0.40
TEAM	0	0.00	5	0	0	0	0.00	0	0	0.0	0.00
MATUS, Theresa	0	0.00	0	0	1	1	0.08	0	0	0.5	0.00
GIORDANO, Mary Beth	0	0.00	0	0	0	0	0.00	0	0	0.0	0.00
Team totals	2113	19.04	172	69	328	397	3.58	106	0	2113.0	19.04
Opp totals	1926	17.35	189	72	439	511	4.60	98	0	1993.5	17.95



LMU Volleyball Records
Statistics Summary for 1992



Date	Opponent	Score	Attend	Site	Notes
9/2/1992	#4 STANFORD	L 0-3	583	Los Angeles, Calif.	2-15, 4-15, 13-15
#9/4/1992	vs Mississippi	W 3-0	60	Fort Collins, Colo.	15-8, 15-7, 15-12
#9/5/1992	vs Sam Houston State	W 3-1	168	Fort Collins, Colo.	15-9, 11-15, 15-4, 15-9
#9/5/1992	at Colorado State	W 3-1	611	Fort Collins, Colo.	4-15, 16-14, 16-14, 16-14
9/8/1992	CAL STATE FULLERTON	W 3-1	148	Los Angeles, Calif.	15-10, 15-12, 11-15, 15-10
@ 9/11/1992	vs Morehead State	W 3-0	50	Santa Barbara, Calif.	15-1, 15-5, 15-10
@ 9/11/1992	vs San Jose State	L 1-3	50	Santa Barbara, Calif.	11-15, 15-8, 7-15, 7-15
@ 9/12/1992	vs Santa Clara	W 3-0	50	Santa Barbara, Calif.	18-16, 15-13, 15-8
@ 9/12/1992	vs Montana	L 0-3	50	Santa Barbara, Calif.	10-15, 9-15, 10-15
9/18/1992	#19 UC SANTA BARBARA	L 0-3	236	Los Angeles, Calif.	6-15, 12-15, 9-15
9/23/1992	at #7 USC	L 0-3	452	Los Angeles, Calif.	12-15, 7-15, 8-15
9/25/1992	at San Diego State	L 0-3	279	San Diego, Calif.	8-15, 11-15, 7-15
9/29/1992	CAL POLY	W 3-1	256	Los Angeles, Calif.	18-16, 15-13, 12-15, 17-15
*10/2/1992	at Gonzaga	W 3-1	714	Spokane, Wash.	15-4, 9-15, 15-10, 15-7
*10/3/1992	at Portland	W 3-0	207	Portland, Ore.	15-7, 15-4, 15-4
10/7/1992	CAL STATE NORTHRIDGE	L 1-3	160	Los Angeles, Calif.	15-10, 11-15, 9-15, 7-15
*10/10/1992	at San Diego	W 3-0	247	San Diego, Calif.	17-15, 15-0, 15-3
10/11/1992	WILLIAM & MARY	W 3-1	256	Los Angeles, Calif.	15-2, 15-8, 15-17, 17-15
*10/16/1992	SAN FRANCISCO	W 3-1	180	Los Angeles, Calif.	15-9, 15-10, 10-15, 15-4
*10/17/1992	SAINT MARY'S	W 3-0	205	Los Angeles, Calif.	15-12, 15-4, 15-5
10/22/1992	PROVIDENCE	W 3-0	215	Los Angeles, Calif.	15-7, 15-7, 15-7
*10/24/1992	PEPPERDINE	W 3-0	421	Los Angeles, Calif.	15-8, 15-11, 15-7
*10/31/1992	at Pepperdine	L 0-3	290	Malibu, Calif.	12-15, 11-15, 11-15
*11/6/1992	PORTLAND	W 3-0	212	Los Angeles, Calif.	15-7, 15-12, 15-7
*11/8/1992	GONZAGA	L 0-3	200	Los Angeles, Calif.	10-15, 15-17, 9-15
11/10/1992	UC IRVINE	L 2-3	207	Los Angeles, Calif.	15-12, 10-15, 3-15, 15-4, 11-15
*11/13/1992	SAN DIEGO	W 3-1	187	Los Angeles, Calif.	8-15, 15-4, 15-13, 15-6
*11/14/1992	SANTA CLARA	W 3-1	304	Los Angeles, Calif.	15-13, 15-10, 12-15, 15-9
*11/19/1992	at Saint Mary's	L 2-3	127	Moraga, Calif.	15-8, 15-12, 9-15, 9-15, 9-15
*11/20/1992	at Santa Clara	L 2-3	723	Santa Clara, Calif.	15-12, 14-16, 6-15, 15-9, 11-15
*11/21/1992	at San Francisco	W 3-0	300	San Francisco, Calif.	15-9, 15-13, 15-3
Sp12/4/1992	vs Northern Illinois	L 2-3	133	Kansas City, Mo.	15-12, 15-13, 3-15, 5-15, 13-15
Sp12/4/1992	vs Southwest Missouri Stat	W 3-1	100	Kansas City, Mo.	15-6, 15-10, 12-15, 15-12
Sp12/5/1992	vs Murray State	W 3-0	100	Kansas City, Mo.	15-8, 15-10, 15-12
Sp12/5/1992	vs George Washington	W 3-1	100	Kansas City, Mo.	15-10, 16-14, 6-15, 15-7

* - West Coast Conference Match

- Colorado State Tournament - Fort Collins, Colo.

@ - UC Santa Barbara Gaucho Classic - Santa Barbara, Calif.

\$ - National Invitational Volleyball Championships - Kansas City, Mo.

Overall: 22-13 • Conference: 10-4 • Home: 10-5 • Away: 5-5 • Neutral: 7-3



LMU Volleyball Records
Statistics Summary for 1992



Player	gp-mp	k	k/g	e	ta	pct	a	a/g	sa	sa/g	se
BRAGADO, Dana	125-35	373	2.98	105	838	.320	18	0.14	25	0.20	45
MOELLER, Amy	119-35	362	3.04	176	901	.206	44	0.37	41	0.34	63
EBERHART, Joli	119-35	331	2.78	158	972	.178	11	0.09	24	0.20	24
DOOLITTLE, Deanna	114-34	328	2.88	164	960	.171	11	0.10	21	0.18	30
WAGNER, Tahla	111-34	269	2.42	118	670	.225	29	0.26	17	0.15	37
GREER, Julie	108-33	268	2.48	86	622	.283	3	0.03	12	0.11	27
STRONG, Mary	69-29	70	1.01	32	204	.186	15	0.22	2	0.03	9
ORTIGIEN, Robin	126-35	57	0.45	42	202	.074	1776	14.10	30	0.24	38
WRENSCH, Martell	34-20	34	1.00	14	96	.208	0	0.00	3	0.09	7
MORA, Marisa	104-34	9	0.09	13	41	-.088	5	0.05	19	0.18	35
GIORDANO, Mary Beth	119-35	8	0.07	6	41	-.049	5	0.04	13	0.11	17
TEAM	0-0	0	0.00	0	0	0.000	0	0.00	0	0.00	0
Team totals	126-35	2109	16.74	914	5547	.215	1917	15.21	207	1.64	332
Opp totals	126-35	1758	13.95	742	4991	.204	1559	12.37	170	1.35	300

Player	dig	d/g	re	bs	ba	tb	big	be	bhe	points	pts/g
BRAGADO, Dana	247	1.98	23	27	77	104	0.83	14	0	463.5	3.70
MOELLER, Amy	327	2.75	28	3	26	29	0.24	21	0	419.0	3.52
EBERHART, Joli	358	3.01	29	7	11	18	0.15	4	0	367.5	3.08
DOOLITTLE, Deanna	339	2.97	23	4	30	34	0.30	10	0	368.0	3.23
WAGNER, Tahla	97	0.87	11	5	56	61	0.55	10	0	319.0	2.87
GREER, Julie	64	0.59	13	33	56	89	0.82	21	0	341.0	3.16
STRONG, Mary	47	0.88	3	1	11	12	0.17	3	0	78.5	1.13
ORTIGIEN, Robin	402	3.19	0	6	38	44	0.35	6	0	112.0	0.89
WRENSCH, Martell	4	0.12	0	8	9	17	0.50	6	0	49.5	1.44
MORA, Marisa	115	1.11	21	0	0	0	0.00	1	0	28.0	0.27
GIORDANO, Mary Beth	176	1.48	12	0	0	0	0.00	0	0	21.0	0.18
TEAM	0	0.00	7	0	0	0	0.00	0	0	0.0	0.00
Team totals	2176	17.27	170	94	314	408	3.24	96	0	2567.0	20.37
Opp totals	2023	16.06	207	90	569	659	5.23	108	0	2302.5	18.27



LMU Volleyball Records
Statistics Summary for 1993



Date	Opponent	Score	Attend	Site	Notes
9/7/1993	#8 USC	L 0-3	458	Los Angeles, Calif.	13-15, 14-16, 3-15
9/9/1993	vs Oregon	W 3-0	111	Irvine, Calif.	15-8, 15-10, 15-11
9/9/1993	vs Wichita State	W 3-0	65	Irvine, Calif.	15-6, 15-5, 15-11
9/9/1993	at UC Irvine	W 3-1	143	Irvine, Calif.	15-11, 15-10, 12-15, 15-5
9/7/1993	CAL STATE NORTHRIDGE	L 2-3	224	Los Angeles, Calif.	15-3, 15-10, 15-17, 11-15, 7-15
@ 9/10/1993	vs Southern Mississippi	W 3-0	50	Baton Rouge, La.	15-3, 15-7, 15-8
@ 9/11/1993	vs Florida State	L 1-3	50	Baton Rouge, La.	12-15, 15-12, 2-15, 10-15
@ 9/11/1993	at #15 LSU	W 3-0	245	Baton Rouge, La.	18-16, 15-7, 15-11
\$9/17/1993	vs Boise State	W 3-0	80	San Luis Obispo, CA	15-7, 15-12, 15-2
\$9/18/1993	vs Iowa	W 3-0	75	San Luis Obispo, CA	15-2, 15-7, 15-13
\$9/21/1993	SAN DIEGO STATE	W 3-0	231	Los Angeles, Calif.	15-6, 18-16, 15-11
9/24/1993	at Cal State Northridge	W 3-1	505	Northridge, Calif.	15-11, 15-6, 15-3
9/28/1993	at #12 UC Santa Barbara	L 2-3	482	Santa Barbara, Calif.	17-15, 15-6, 10-15, 15-6
* 10/1/1993	GONZAGA	W 3-0	275	Los Angeles, Calif.	14-16, 15-13, 15-13, 4-15, 9-15
* 10/2/1993	PORTLAND	W 3-0	393	Los Angeles, Calif.	15-11, 15-1, 15-11
* 10/8/1993	at San Francisco	W 3-0	120	San Francisco, Calif.	15-3, 15-3, 15-9
* 10/9/1993	at Santa Clara	L 2-3	555	Santa Clara, Calif.	7-15, 15-11, 12-15, 15-9, 12-15
* 10/15/1993	SAINT MARY'S	W 3-0	223	Los Angeles, Calif.	15-8, 15-6, 15-10
* 10/16/1993	SAN DIEGO	W 3-0	246	Los Angeles, Calif.	15-10, 15-12, 16-14
10/17/1993	DAVIDSON	W 3-0	75	Los Angeles, Calif.	15-4, 15-2, 15-7
* 10/21/1993	PEPPERDINE	W 3-2	389	Los Angeles, Calif.	15-17, 15-10, 15-13, 11-15, 15-12
* 10/23/1993	at Saint Mary's	W 3-1	150	Moraga, Calif.	15-5, 15-11, 8-15, 15-1
* 10/29/1993	at San Diego	L 2-3	346	San Diego, Calif.	15-13, 15-9, 6-15, 13-15, 12-15
11/1/1993	at Cal State Fullerton	W 3-1	101	Fullerton, Calif.	15-5, 14-16, 15-10, 15-4
* 11/6/1993	at Pepperdine	W 3-2	600	Malibu, Calif.	13-15, 15-11, 5-15, 15-5, 15-12
* 11/12/1993	#19 SANTA CLARA	L 0-3	847	Los Angeles, Calif.	9-15, 12-15, 2-15
* 11/13/1993	SAN FRANCISCO	W 3-0	165	Los Angeles, Calif.	15-7, 15-11, 15-6
* 11/19/1993	at Gonzaga	W 3-0	310	Spokane, Wash.	15-2, 15-7, 15-10
* 11/20/1993	at Portland	W 3-0	132	Portland, Ore.	15-10, 15-9, 15-9

* - West Coast Conference Match

- UC Irvine Anteater Invitational - Irvine, Calif.

@ - LSU Tiger Classic - Baton Rouge, La.

\$ - Cal Poly San Luis Obispo Tournament - San Luis Obispo, Calif.

Overall: 23-7 • Conference: 11-3 • Home: 8-3 • Away: 10-3 • Neutral: 5-1



LMU Volleyball Records
Statistics Summary for 1993



Player	gp-mp	k	kg	e	ta	pct	a	a/g	sa	sa/g	se
RADCLIFFE, Suzanne	102-29	314	3.08	136	724	.246	248	2.43	36	0.35	41
BLANKINSHIP, Kim	95-28	301	3.17	155	774	.189	10	0.11	25	0.26	26
GREER, Julie	104-30	282	2.71	91	637	.301	12	0.12	22	0.21	34
WRENSCH, Mardell	106-30	276	2.60	81	590	.331	5	0.05	22	0.21	35
MOELLER, Amy	97-30	192	1.98	108	495	.170	31	0.32	35	0.36	28
BUNCE, Kathleen	78-25	181	2.32	67	509	.224	4	0.05	33	0.42	58
ORTGIESEN, Robin	100-28	34	0.34	24	122	.082	1147	11.47	19	0.19	22
WAGNER, Tahila	28-16	25	0.89	12	58	.224	8	0.29	1	0.04	2
MEDLEY, Tate	24-14	20	0.83	11	49	.184	3	0.12	3	0.12	5
STRONG, Mary	21-13	19	0.90	7	51	.235	5	0.24	2	0.10	0
DOOLITTLE, Deanna	72-21	14	0.19	6	53	.151	4	0.06	1	0.01	5
GIORDANO, Mary Beth	55-19	4	0.07	4	17	.000	2	0.04	3	0.05	7
MORA, Marisa	51-16	2	0.04	2	12	.000	3	0.06	2	0.04	6
McENERY, Erin	10-5	1	0.10	0	3	.333	32	3.20	1	0.10	2
Team totals	107-30	1665	15.56	704	4094	.235	1514	14.15	205	1.92	271
Opp totals	107-30	1388	12.97	706	397	1.718	1217	11.37	144	1.35	287

Player	dig	d/g	re	bs	ba	tb	b/g	be	bhe	points	pts/g
RADCLIFFE, Suzanne	242	2.37	15	3	70	73	0.72	6	0	388.0	3.80
BLANKINSHIP, Kim	265	2.79	38	9	24	33	0.35	8	0	347.0	3.65
GREER, Julie	109	1.05	8	35	71	106	1.02	22	0	374.5	3.60
WRENSCH, Mardell	135	1.27	2	35	87	122	1.15	17	0	376.5	3.55
MOELLER, Amy	172	1.77	26	3	25	28	0.29	11	0	242.5	2.49
BUNCE, Kathleen	175	2.24	24	1	17	18	0.23	8	0	223.5	2.86
ORTGIESEN, Robin	253	2.53	0	3	28	31	0.31	12	0	70.0	0.70
WAGNER, Tahila	13	0.46	4	0	3	3	0.11	1	0	27.5	0.96
MEDLEY, Tate	8	0.33	0	2	6	8	0.33	3	0	28.0	1.17
STRONG, Mary	23	1.10	4	3	3	6	0.29	8	0	25.5	1.19
DOOLITTLE, Deanna	99	1.38	4	0	3	3	0.04	0	0	16.5	0.22
GIORDANO, Mary Beth	47	0.85	10	0	0	0	0.00	0	0	7.0	0.13
MORA, Marisa	38	0.75	8	0	0	0	0.00	0	0	4.0	0.08
McENERY, Erin	14	1.40	1	0	1	1	0.10	0	0	2.5	0.20
Team totals	1593	14.89	144	91	338	429	4.01	88	0	2130.0	19.91
Opp totals	1427	13.34	205	59	461	520	4.86	90	0	1821.5	17.02



LMU Volleyball Records Statistics Summary for 1994



Date	Opponent	Score	Attend	Site	Notes
9/17/1994	#3 LONG BEACH STATE	L 1-3	728	Los Angeles, Calif.	6-15, 16-14, 11-15, 6-15
9/19/1994	vs #15 USC	L 0-3	441	Long Beach, Calif.	11-15, 7-15, 10-15
9/19/1994	vs UC Irvine	W 3-1	40	Santa Barbara, Calif	16-14, 5-15, 15-4, 15-0
9/19/1994	vs South Florida	W 3-0	50	Santa Barbara, Calif	15-2, 15-13, 15-6
9/10/1994	vs #8 Long Beach State	W 3-0	60	Santa Barbara, Calif	15-7, 15-12, 15-8
9/10/1994	@ #1 UC Santa Barbara	L 0-3	225	Santa Barbara, Calif	9-15, 13-15, 6-15
9/16/1994	SAN DIEGO STATE	L 2-3	230	Los Angeles, Calif.	15-17, 15-13, 15-4, 13-15, 11-15
9/17/1994	COLORADO STATE	W 3-1	278	Los Angeles, Calif.	15-4, 14-16, 15-1, 15-8
9/23/1994	@ #15 Notre Dame	L 0-3	1700	South Bend, Ind.	6-15, 4-15, 8-15
9/24/1994	vs Rice	W 3-1	450	South Bend, Ind.	15-10, 10-15, 15-12, 15-8
9/27/1994	CAL STATE FULLERTON	W 3-0	108	Los Angeles, Calif.	15-3, 15-4, 15-7
9/30/1994	at Santa Clara	W 3-0	187	Santa Clara, Calif.	15-11, 15-10, 15-7
10/1/1994	at Saint Mary's	W 3-0	135	Moraga, Calif	15-10, 15-6, 15-6
10/7/1994	PORTLAND	W 3-2	176	Los Angeles, Calif.	13-15, 15-9, 10-15, 15-11, 15-9
10/8/1994	GONZAGA	W 3-0	250	Los Angeles, Calif.	15-4, 15-12, 15-4
10/14/1994	at Portland	W 3-2	193	Portland, Ore.	15-10, 15-10, 5-15, 14-16, 16-14
10/15/1994	at Gonzaga	W 3-2	427	Spokane, Wash.	15-11, 12-15, 10-15, 15-11, 15-12
10/18/1994	#8 UC SANTA BARBARA	L 0-3	350	Los Angeles, Calif.	10-15, 8-15, 12-15
10/21/1994	SAN FRANCISCO	W 3-1	268	Los Angeles, Calif.	15-9, 10-15, 15-12, 15-3
10/22/1994	SAN DIEGO	W 3-1	257	Los Angeles, Calif.	16-14, 10-15, 15-6, 15-12
10/27/1994	at San Diego	W 3-0	523	San Diego, Calif.	15-7, 19-17, 15-13
10/29/1994	at Pepperdine	L 2-3	600	Malibu, Calif.	13-15, 15-2, 12-15, 15-2, 13-15
11/1/1994	CAL STATE NORTHRIDGE	W 3-0	210	Los Angeles, Calif.	15-13, 16-14, 15-13
11/4/1994	at San Francisco	L 1-3	150	San Francisco, Calif	10-15, 12-15, 15-9, 4-15
11/8/1994	at San Diego State	L 0-3	329	San Diego, Calif.	7-15, 3-15, 3-15
11/12/1994	PEPPERDINE	W 3-1	300	Los Angeles, Calif.	16-14, 15-9, 11-15, 15-7
11/18/1994	SAINT MARY'S	W 3-0	250	Los Angeles, Calif.	15-12, 16-14, 15-10
11/19/1994	SANTA CLARA	W 3-1	310	Los Angeles, Calif.	11-15, 15-9, 15-7, 15-10
11/30/1994	at #16 Arizona	L 1-3	1227	Tucson, Ariz.	13-15, 15-9, 6-15, 3-15

* - West Coast Conference Match

- Match Played at Long Beach State - Long Beach, Calif.

@ - UC Santa Barbara Classic - Santa Barbara, Calif.

\$ - LMU/Red Lion Hotel Invitational - Los Angeles, Calif.

% - Notre Dame Golden Dome Invite - South Bend, Ind.

& - NCAA Tournament First Round - Tucson, Ariz.

Overall: 19-10 • Conference: 12-2 • Home: 10-3 • Away: 5-6 • Neutral: 4-1



LMU Volleyball Records Statistics Summary for 1994



Player	gp-mp	k	k/g	e	ta	pct	a	a/g	sa	sa/g	se
BLANKINSHIP, Kim	104-29	349	3.36	181	916	.183	19	0.18	23	0.22	43
RADCLIFFE, Suzanne	106-29	311	2.93	174	819	.167	98	0.92	31	0.29	28
WRENSCH, Mardell	107-29	274	2.56	75	559	.356	6	0.06	20	0.19	32
BUNCE, Kathleen	91-28	231	2.54	91	638	.219	6	0.07	30	0.33	43
GREER, Julie	81-26	163	2.01	55	386	.280	5	0.06	7	0.09	15
MEDLEY, Tate	65-26	154	2.37	45	328	.332	6	0.09	12	0.18	21
MOELLER, Amy	78-28	134	1.72	77	347	.164	18	0.23	20	0.26	15
HOLMAN, Tracy	107-29	82	0.77	25	220	.259	1386	12.95	30	0.28	42
NORIEGA, Sarah	17-10	10	0.59	15	38	-.132	3	0.18	2	0.12	6
McENERY, Erin	82-26	6	0.07	4	24	.083	6	0.07	14	0.17	15
WEGLARZ, Nelly	80-24	2	0.03	1	16	-.062	4	0.05	2	0.03	10
MORA, Marisa	65-24	1	0.02	6	18	-.278	9	0.14	1	0.02	5
TEAM	0-0	0	0.00	0	0	0.000	0	0.00	0	0.00	0
ORTGIESEN, Robin	1-1	0	0.00	0	0	0.000	3	3.00	0	0.00	0
Team totals	107-29	1717	16.05	749	4309	.225	1569	14.66	192	1.79	275
Opp totals	107-29	1551	14.50	679	4076	.214	1373	12.83	148	1.38	243

Player	dig	d/g	re	bs	ba	tb	b/g	be	bhe	points	pts/g
BLANKINSHIP, Kim	302	2.90	36	7	20	27	0.26	14	0	389.0	3.74
RADCLIFFE, Suzanne	222	2.09	18	5	60	65	0.61	4	0	377.0	3.56
WRENSCH, Mardell	57	0.53	1	38	63	101	0.94	11	0	363.5	3.39
BUNCE, Kathleen	199	2.19	22	10	14	24	0.26	4	0	278.0	3.05
GREER, Julie	44	0.54	3	14	56	70	0.86	11	0	212.0	2.62
MEDLEY, Tate	31	0.48	2	8	30	38	0.58	2	0	189.0	2.91
MOELLER, Amy	171	2.19	24	2	9	11	0.14	6	0	160.5	2.05
HOLMAN, Tracy	255	2.38	0	7	34	41	0.38	11	0	136.0	1.27
NORIEGA, Sarah	15	0.88	6	1	5	6	0.35	0	0	15.5	0.88
McENERY, Erin	107	1.30	11	0	0	0	0.00	0	0	20.0	0.24
WEGLARZ, Nelly	107	1.34	14	0	0	0	0.00	0	0	4.0	0.05
MORA, Marisa	78	1.20	14	0	0	0	0.00	0	0	2.0	0.03
TEAM	0	0.00	3	0	0	0	0.00	0	0	0.0	0.00
ORTGIESEN, Robin	1	1.00	0	0	0	0	0.00	0	0	0.0	0.00
Team totals	1589	14.85	148	92	291	383	3.58	63	0	2146.5	20.06
Opp totals	1541	14.40	192	94	472	566	5.29	89	0	2029.0	18.96



1995 LMU Volleyball
LMU Combined Team Statistics (as of May 26, 2016)
All matches



RECORD:	OVERALL	HOME	AWAY	NEUTRAL
ALL GAMES	24-5	12-2	8-3	4-0
CONFERENCE	14-0	7-0	7-0	0-0
NON-CONFERENCE	10-5	5-2	1-3	4-0

#	Player	sp	Attack					Set		Serve			Dig			Blocking					points	
			k	k/s	e	ta	pct	a	a/s	sa	se	sa/s	re	dig	dig/s	bs	ba	total	blk/s	be		bhe
16	NORIEGA, Sarah	98	326	3.33	97	699	.328	36	0.37	25	48	0.26	1	111	1.13	14	78	92	0.94	7	8	404.0
14	BLANKINSHIP, Kim	97	319	3.29	140	761	.235	20	0.21	66	90	0.68	41	282	2.91	15	41	56	0.58	6	2	420.5
17	MEITH, Karissa	96	315	3.28	95	664	.331	11	0.11	13	36	0.14	7	146	1.52	12	63	75	0.78	8	4	371.5
7	GREER, Julie	82	242	2.95	59	472	.388	9	0.11	0	14	0.00	5	52	0.63	21	73	94	1.15	6	2	299.5
2	WRENSCH, Mardell	98	227	2.32	49	422	.422	7	0.07	18	17	0.18	1	61	0.62	18	93	111	1.13	8	3	309.5
9	HOLMAN, Tracy	99	78	0.79	41	180	.206	1306	13.19	31	46	0.31	0	195	1.97	6	36	42	0.42	10	22	133.0
10	WEGLARZ, Cindy	95	66	0.69	38	243	.115	20	0.21	17	29	0.18	29	209	2.20	3	11	14	0.15	2	3	91.5
1	RADCLIFFE, Suzanne	38	24	0.63	19	65	.077	21	0.55	2	10	0.05	5	20	0.53	0	11	11	0.29	1	0	31.5
5	MOELLER, Amy	77	18	0.23	8	52	.192	8	0.10	21	20	0.27	20	129	1.68	0	1	1	0.01	0	1	39.5
6	MEDLEY, Tate	20	11	0.55	4	32	.219	1	0.05	0	1	0.00	0	2	0.10	2	6	8	0.40	2	0	16.0
4	McENERY, Erin	53	3	0.06	6	14	-.214	2	0.04	4	12	0.08	10	59	1.11	0	1	1	0.02	0	1	7.5
18	WEGLARZ, Nelly	53	1	0.02	0	7	.143	2	0.04	2	4	0.04	9	61	1.15	0	0	0	0.00	0	0	3.0
3	WRIDE, Heather	6	0	0.00	1	3	-.333	4	0.67	0	0	0.00	0	2	0.33	0	0	0	0.00	0	0	0.0
TEAM		-	-	-	-	-	-	-	-	-	-	-	5	-	-	-	-	-	-	-	-	-
LMU		99	1630	16.46	557	3614	.297	1447	14.62	199	327	2.01	133	1329	13.42	91	414	298.0	3.01	50	46	2127.0
Opponents		99	1208	12.20	687	3560	.146	1072	10.83	134	228	1.35	199	1115	11.26	64	282	205.0	2.07	60	61	1547.0

Team Statistics	LMU	OPP
ATTACK		
Kills	1630	1208
Errors	557	687
Total Attacks	3614	3560
Attack Pct	.297	.146
Kills/Set	16.5	12.2
SET		
Assists	1447	1072
Attempts	46	61
Assist Pct	31.457	17.574
Assists/Set	14.6	10.8
SERVE		
Aces	199	134
Errors	327	228
Attempts	0	0
Serve Pct	.000	.000
Aces/Set	2.0	1.4
SERVE RECEPTIONS		
Errors	133	199
Errors/Set	1.3	2.0
Attempts	0	0
Reception Pct	.000	.000
DEFENSE		
Digs	1329	1115
Digs/Set	13.4	11.3
BLOCKING		
Block Solo	91	64
Block Assist	414	282
Total Blocks	298.0	205.0
Blocks/Set	3.0	2.1
Block Errors	50	60
Ball handling errors	46	61
ATTENDANCE		
Total	4220	7857
Dates/Avg Per Date	14/301	11/714
Neutral site #/Avg	4/914	
Current win streak	0	-
Home win streak	0	-

Date	Opponent	Score	Score by set	Att.
#Sep 1	at New Mexico	L 1-3	10-15,10-15,15-5,10-15	1102
#Sep 2	vs Kansas	w 3-0	15-3,15-9,15-4	150
#Sep 2	vs Northern Iowa	w 3-0	15-10,15-7,15-5	150
@Sep 8	at #3 Hawai'i	L 1-3	15-6,16-18,2-15,5-15	3978
@Sep 9	vs #24 Iowa	w 3-0	15-8,15-9,15-6	2458
@Sep 9	vs Idaho State	w 3-1	15-11,15-12,9-15,15-6	900
\$Sep 15	BAYLOR	w 3-0	15-6,15-0,15-10	330
\$Sep 16	SACRAMENTO STATE	w 3-1	16-14,15-10,14-16,18-16	167
\$Sep 16	PITTSBURGH	w 3-0	15-13,15-4,15-9	280
Sep 19	at #19 UC Santa Barbara	w 3-2	13-15,15-8,3-15,15-8,15-13	205
Sep 26	#24 SAN DIEGO STATE	L 2-3	15-13,10-15,15-6,12-15,11-15	237
*Sep 29	at Portland	w 3-0	15-4,15-5,15-5	178
*Sep 30	at Gonzaga	w 3-0	15-3,15-4,15-4	309
*Oct 7	at Pepperdine	w 3-2	6-15,15-12,15-12,10-15,15-13	600
*Oct 13	SANTA CLARA	w 3-0	15-6,15-2,15-5	364
*Oct 14	SAINT MARY'S	w 3-0	15-9,15-5,15-10	310
*Oct 20	at San Diego	w 3-0	15-7,15-5,15-4	216
*Oct 21	at San Francisco	w 3-0	15-5,15-10,15-5	275
*Oct 27	GONZAGA	w 3-0	15-10,15-4,15-10	234
*Oct 28	PORTLAND	w 3-0	15-2,15-2,15-8	211
Nov 1	at #12 Long Beach State	L 0-3	3-15,11-15,8-15	731
*Nov 4	PEPPERDINE	w 3-0	15-7,15-10,15-4	405
*Nov 10	at Saint Mary's	w 3-0	15-3,15-8,15-12	103
*Nov 11	at Santa Clara	w 3-0	15-4,15-10,15-5	160
*Nov 17	SAN FRANCISCO	w 3-0	15-4,15-6,15-11	307
*Nov 18	SAN DIEGO	w 3-0	15-7,15-9,15-13	340
Nov 21	COLORADO STATE	w 3-0	15-7,15-10,15-1	248
%Nov 25	GRAMBLING STATE	w 3-0	15-2,15-3,15-4	262
&Nov 29	#10 ORAL ROBERTS	L 2-3	16-14,15-11,13-15,15-17,12-15	525

* - WCC Match | \$ - LMU Red Lion/Daily Breeze Classic
 @ - Hawai'i/Aston Imua Wahine Classic - Honolulu, Hawai'i
 # - New Mexico/Jones Intercable Classic - Albuquerque, N.M.
 % - NCAA Play-In (LMU) | & - NCAA Tournament 1st Round (LMU)

Record in 3-set matches: 20-1
 Record in 4-set matches: 2-2
 Record in 5-set matches: 2-2



1996 LMU Volleyball LMU Combined Team Statistics (as of May 26, 2016) All matches



RECORD:	OVERALL	HOME	AWAY	NEUTRAL
ALL GAMES	26-3	14-1	9-0	3-2
CONFERENCE	14-0	7-0	7-0	0-0
NON-CONFERENCE	12-3	7-1	2-0	3-2

##	Player	sp	Attack				Set		Serve			Dig			Blocking					points		
			k	k/s	e	ta	pct	a	a/s	sa	se	sa/s	re	dig	dig/s	bs	ba	total	blk/s		be	bhe
16	NORIEGA, Sarah	103	496	4.82	163	1010	.330	50	0.49	49	65	0.48	2	170	1.65	23	83	106	1.03	11	11	609.5
14	BLANKINSHIP, Kim	103	445	4.32	188	1043	.246	25	0.24	43	84	0.42	51	312	3.03	11	36	47	0.46	10	2	517.0
17	MEITH, Karissa	103	355	3.45	120	781	.301	8	0.08	11	27	0.11	2	50	0.49	25	109	134	1.30	15	0	445.5
10	WEGLARZ, Cindy	103	218	2.12	100	550	.215	31	0.30	21	33	0.20	43	333	3.23	7	38	45	0.44	4	3	265.0
6	MEDLEY, Tate	95	172	1.81	54	378	.312	10	0.11	11	13	0.12	2	67	0.71	22	63	85	0.89	14	4	236.5
9	HOLMAN, Tracy	100	93	0.93	34	209	.282	1432	14.32	20	43	0.20	2	224	2.24	6	37	43	0.43	14	27	137.5
7	DAY, Lydia	40	37	0.93	18	87	.218	0	0.00	3	6	0.08	1	9	0.22	6	23	29	0.73	1	2	57.5
1	RADCLIFFE, Suzanne	78	31	0.40	15	73	.219	33	0.42	10	15	0.13	8	96	1.23	1	2	3	0.04	0	1	43.0
4	OLIVIER, Jessica	8	4	0.50	3	11	.091	0	0.00	0	0	0.00	0	2	0.25	0	0	0	0.00	2	0	4.0
3	VINCK, Heather	9	3	0.33	3	12	.000	1	0.11	0	2	0.00	2	1	0.11	0	1	1	0.11	1	0	3.5
11	HECKER, Jeannette	103	1	0.01	3	17	-.118	94	0.91	13	13	0.13	8	184	1.79	0	1	1	0.01	0	1	14.5
12	LAMBLY, Krista	1	0	0.00	0	0	.000	0	0.00	0	0	0.00	0	1	1.00	0	0	0	0.00	0	0	0.0
18	WEGLARZ, Nelly	60	0	0.00	0	2	.000	4	0.07	3	9	0.05	1	65	1.08	0	0	0	0.00	0	1	3.0
15	CARBONETTI, Alyssa	7	0	0.00	0	0	.000	0	0.00	0	2	0.00	0	2	0.29	0	0	0	0.00	0	0	0.0
TEAM		-	-	-	-	-	-	-	-	-	-	-	1	-	-	-	-	-	-	-	-	-
LMU		103	1855	18.01	701	4173	.277	1688	16.39	184	312	1.79	123	1516	14.72	101	393	297.5	2.89	72	52	2336.5
Opponents		103	1416	13.75	788	4048	.155	1272	12.35	123	239	1.19	184	1350	13.11	67	378	256.0	2.49	79	64	1795.0

Team Statistics	LMU	OPP	Date	Opponent	Score	Score by set	Att.
ATTACK			#Aug 30	vs #18 Texas A&M	L 2-3	15-13,15-7,12-15,12-15,8-15	739
Kills	1855	1416	#Aug 31	vs Auburn	w 3-0	15-13,15-9,17-15	250
Errors	701	788	#Sep. 1	at Colorado State	w 3-1	15-6,8-15,15-9,16-14	507
Total Attacks	4173	4048	@Sep 6	NEW MEXICO UNI.	w 3-0	15-7,15-3,15-2	425
Attack Pct	.277	.155	@Sep 7	DRAKE UNIVERSITY	w 3-0	15-8,15-10,15-2	148
Kills/Set	18.0	13.7	@Sep 7	LOUISIANA STATE UNI.	w 3-0	16-14,15-10,10-4	385
SET			\$Sep 13	vs #18 San Diego State	w 3-0	15-5,15-7,15-9	82
Assists	1688	1272	\$Sep 14	vs Cal State Northridge	w 3-1	15-5,10-15,15-9,17-15	100
Attempts	52	64	\$Sep 14	at Arizona	w 3-0	15-4,15-4,15-13	616
Assist Pct	32.462	19.875	Sep 18	#19 UC SANTA BARBARA	w 3-1	15-6,13-15,15-10,15-9	437
Assists/Set	16.4	12.3	Sep 21	UC IRVINE	w 3-0	15-0,15-3,15-8	253
SERVE			Sep 25	#6 LONG BEACH STATE	L 2-3	14-16,15-12,15-12,11-15,10-15	627
Aces	184	123	*Oct 4	PORTLAND	w 3-0	15-5,15-9,15-6	180
Errors	312	239	*Oct 5	GONZAGA	w 3-1	9-15,15-10,15-11,15-2	262
Attempts	0	0	*Oct 12	PEPPERDINE	w 3-1	15-4,14-16,15-13,15-10	459
Serve Pct	.000	.000	Oct 13	WILLIAM & MARY	w 3-0	15-0,15-6,15-4	230
Aces/Set	1.8	1.2	*Oct 18	at Santa Clara	w 3-0	15-5,15-10,15-11	300
SERVE RECEPTIONS			*Oct 19	at Saint Mary's (CA)	w 3-0	15-4,15-10,15-5	123
Errors	123	184	*Oct 25	SAN DIEGO	w 3-1	15-5,11-15,15-9,15-11	690
Errors/Set	1.2	1.8	*Oct 26	SAN FRANCISCO	w 3-0	15-1,15-4,15-9	230
Attempts	0	0	*Nov 1	at Gonzaga	w 3-1	6-15,15-6,15-12,15-3	221
Reception Pct	.000	.000	*Nov 2	at Portland	w 3-0	15-9,15-4,15-3	219
DEFENSE			*Nov 9	at Pepperdine	w 3-1	12-15,16-14,16-14,15-6	750
Digs	1516	1350	*Nov 15	SAINT MARY'S (CA)	w 3-0	15-8,15-6,15-12	335
Digs/Set	14.7	13.1	*Nov 16	SANTA CLARA	w 3-0	15-9,15-11,15-13	403
BLOCKING			*Nov 22	at San Francisco	w 3-0	15-6,15-8,15-10	321
Block Solo	101	67	*Nov 23	at San Diego	w 3-2	15-17,10-15,15-9,15-8,15-8	1119
Block Assist	393	378	%Dec 8	#15 UC SANTA BARBARA	w 3-1	14-16,15-7,15-8,15-9	1107
Total Blocks	297.5	256.0	&Dec 13	vs #9 Washington State	L 1-3	12-15,15-11,13-15,8-15	1740
Blocks/Set	2.9	2.5	* - WCC Match # - CSU Holiday Inn Classic - Fort Collins, Colo.				
Block Errors	72	79	@ - LMU/Airport Marina Hotel Classic - Los Angeles, Calif.				
Ball handling errors	52	64	\$ - Arizona/Doubletree Invitational - Tucson, Ariz.				
ATTENDANCE			% - NCAA 1st/2nd Rounds - LMU & - NCAA Pac. Reg. (STAN)				
Total	6171	4176	Record in 3-set matches: 16-0				
Dates/Avg Per Date	15/411	9/464	Record in 4-set matches: 9-1				
Neutral site #/Avg	5/582		Record in 5-set matches: 1-2				
Current win streak	0	-					
Home win streak	9	-					



1997 LMU Volleyball
LMU Combined Team Statistics (as of May 26, 2016)
All matches



RECORD:	OVERALL	HOME	AWAY	NEUTRAL
ALL GAMES	22-7	8-3	7-3	7-1
CONFERENCE	11-3	5-2	6-1	0-0
NON-CONFERENCE	11-4	3-1	1-2	7-1

##	Player	sp	Attack				Set		Serve			Dig			Blocking					points		
			k	k/s	e	ta	pct	a	a/s	sa	se	sa/s	re	dig	dig/s	bs	ba	total	blk/s		be	bhe
16	NORIEGA, Sarah	89	614	6.90	209	1272	.318	30	0.34	39	46	0.44	1	183	2.06	8	86	94	1.06	4	16	-
10	WEGLARZ, Cindy	99	245	2.47	98	673	.218	33	0.33	50	42	0.51	32	332	3.35	3	39	42	0.42	5	3	-
15	GUSTORF, Allison	96	203	2.11	75	458	.279	11	0.11	24	30	0.25	20	168	1.75	7	78	85	0.89	11	3	-
5	DAY, Lydia	93	175	1.88	64	347	.320	4	0.04	3	13	0.03	5	14	0.15	13	82	95	1.02	13	3	-
9	HOLMAN, Tracy	99	110	1.11	34	237	.321	1238	12.51	32	23	0.32	1	189	1.91	4	34	38	0.38	11	30	-
7	VINCK, Heather	64	102	1.59	81	316	.066	5	0.08	12	27	0.19	17	110	1.72	4	16	20	0.31	0	5	-
3	HECKER, Jeannette	93	82	0.88	48	244	.139	55	0.59	7	14	0.08	15	211	2.27	1	14	15	0.16	3	3	-
4	OLIVIER, Jessica	62	47	0.76	19	100	.280	3	0.05	5	7	0.08	0	9	0.15	7	28	35	0.56	6	3	-
14	McFARLAND, Sarah	23	28	1.22	15	73	.178	2	0.09	0	0	0.00	0	9	0.39	0	3	3	0.13	4	1	-
8	KIGHTLINGER, Trina	13	19	1.46	8	49	.224	2	0.15	0	2	0.00	0	8	0.62	1	8	9	0.69	1	1	-
19	HARRIS, Carly	22	11	0.50	10	39	.026	0	0.00	7	4	0.32	3	24	1.09	0	2	2	0.09	0	0	-
18	WEGLARZ, Nelly	84	1	0.01	4	20	-.150	10	0.12	9	18	0.11	15	125	1.49	0	0	0	0.00	0	1	-
1	CARBONETTI, Alyssa	43	1	0.02	0	1	1.000	1	0.02	7	11	0.16	7	18	0.42	0	0	0	0.00	0	1	-
17	SLOAN, Kelle	2	0	0.00	0	0	.000	1	0.50	0	0	0.00	0	2	1.00	0	0	0	0.00	0	0	-
	TEAM	-	-	-	-	-	-	-	-	-	-	-	4	-	-	-	-	-	-	-	-	-
	LMU	99	1638	16.55	665	3829	.254	1395	14.09	195	237	1.97	120	1402	14.16	48	390	243.0	2.45	58	70	-
	Opponents	99	1371	13.85	625	3644	.205	1195	12.07	116	212	1.17	190	1204	12.16	46	364	228.0	2.30	60	69	-

Team Statistics	LMU	OPP	Date	Opponent	Score	Score by set	Att.
ATTACK			#Aug 29	vs UC Irvine	w 3-0	15-13,15-8,15-4	100
Kills	1638	1371	#Aug 30	vs Fresno State	w 3-0	15-11,15-11,15-7	150
Errors	665	625	#Aug 30	vs Tulane	w 3-0	15-4,15-12,15-11	150
Total Attacks	3829	3644	@Sep 5	DUKE	w 3-0	15-4,15-4,15-12	482
Attack Pct	.254	.205	@Sep 6	MASSACHUSETTS	w 3-0	15-10,15-1,15-10	160
Kills/Set	16.5	13.8	@Sep 6	#9 UC SANTA BARBARA	L 1-3	15-12,10-15,13-15,5-15	415
SET			\$Sep 12	vs Arizona State	w 3-0	15-9,15-9,15-13	100
Assists	1395	1195	\$Sep 12	vs Portland State	w 3-0	15-3,15-9,15-12	100
Attempts	70	69	\$Sep 13	vs #11 Michigan State	L 0-3	8-15,8-15,11-15	500
Assist Pct	19.929	17.319	\$Sep 13	vs South Florida	w 3-1	15-10,6-15,15-7,15-13	100
Assists/Set	14.1	12.1	Sep 19	at #18 Hawaii	L 1-3	11-15,15-9,4-15,6-15	6573
SERVE			Sep 20	at #18 Hawaii	w 3-2	15-11,15-10,13-15,6-15,19-17	7011
Aces	195	116	Sep 30	#17 SAN DIEGO STATE	w 3-1	9-15,15-11,15-3,15-9	203
Errors	237	212	*Oct 3	at Saint Mary's	w 3-0	15-3,15-0,15-9	134
Attempts	0	0	*Oct 4	at Santa Clara	w 3-1	11-15,15-5,15-1,15-8	350
Serve Pct	.000	.000	*Oct 10	SAN FRANCISCO	w 3-0	15-4,15-7,15-13	224
Aces/Set	2.0	1.2	*Oct 11	SAN DIEGO	L 0-3	8-15,2-15,9-15	217
SERVE RECEPTIONS			*Oct 17	at Portland	w 3-0	15-13,15-12,15-11	127
Errors	120	190	*Oct 18	at Gonzaga	w 3-0	15-8,15-9,15-6	250
Errors/Set	1.2	1.9	*Oct 25	at #14 Pepperdine	L 1-3	5-15,15-7,14-16,10-15	1100
Attempts	0	0	*Oct 31	SANTA CLARA	w 3-1	7-15,15-8,15-4,15-9	165
Reception Pct	.000	.000	*Nov 1	SAINT MARY'S	w 3-1	15-8,11-15,15-5,16-14	198
DEFENSE			*Nov 7	at #21 San Diego	w 3-1	7-15,15-12,15-13,15-10	959
Digs	1402	1204	*Nov 8	at San Francisco	w 3-0	15-6,15-10,15-2	330
Digs/Set	14.2	12.2	*Nov 14	GONZAGA	w 3-0	15-3,15-9,15-12	235
BLOCKING			*Nov 15	PORTLAND	w 3-0	15-8,15-6,15-8	140
Block Solo	48	46	*Nov 22	#13 PEPPERDINE	L 1-3	16-18,8-15,15-13,9-15	430
Block Assist	390	364	%Dec 5	vs #15 Hawaii	w 3-0	15-7,15-7,15-4	785
Total Blocks	243.0	228.0	%Dec 6	at #1 Long Beach State	L 0-3	9-15,5-15,5-15	2920
Blocks/Set	2.5	2.3					
Block Errors	58	60					
Ball handling errors	70	69					
ATTENDANCE							
Total	2869	19754					
Dates/Avg Per Date	11/261	10/1975					
Neutral site #/Avg	8/248						
Current win streak	0	-					
Home win streak	0	-					

* - WCC Match | # - Paul Mitchell Classic - Malibu, Calif.
 @ - LMU/Furama Hotel Volleyball Classic - Los Angeles, Calif.
 \$ - Judy Bellemo Classic - Santa Barbara, Calif.
 % - NCAA First and Second Round - Long Beach, Calif.

Record in 3-set matches: 15-3
 Record in 4-set matches: 6-4
 Record in 5-set matches: 1-0



1998 LMU Volleyball Loyola Marymount Combined Team Statistics (as of May 26, 2016) All matches



RECORD:	OVERALL	HOME	AWAY	NEUTRAL
ALL GAMES	18-8	10-1	5-6	3-1
CONFERENCE	9-5	6-1	3-4	0-0
NON-CONFERENCE	9-3	4-0	2-2	3-1

#	Player	sp	Attack					Set		Serve			Dig			Blocking					points	
			k	k/s	e	ta	pct	a	a/s	sa	se	sa/s	re	dig	dig/s	bs	ba	total	blk/s	be		bhe
17	SLOAN, Kelle	66	5	0.08	0	6	.833	11	0.17	2	3	0.03	13	71	1.08	0	0	0	0.00	0	0	-
12	WARD, Kelly	33	37	1.12	9	69	.406	355	10.76	9	14	0.27	1	51	1.55	2	13	15	0.45	2	7	-
3	HECKER, Jeannette	90	85	0.94	18	198	.338	880	9.78	7	25	0.08	0	236	2.62	5	23	28	0.31	1	12	-
6	BOLLER, Candace	92	229	2.49	77	465	.327	8	0.09	19	35	0.21	2	59	0.64	17	83	100	1.09	17	3	-
5	DAY, Lydia	50	108	2.16	36	227	.317	3	0.06	4	8	0.08	0	18	0.36	3	30	33	0.66	6	1	-
14	McFARLAND, Sarah	91	480	5.27	159	1020	.315	37	0.41	31	64	0.34	4	207	2.27	4	52	56	0.62	12	12	-
15	GUSTORF, Allison	81	159	1.96	59	361	.277	8	0.10	15	12	0.19	2	65	0.80	18	51	69	0.85	7	4	-
8	KIGHTLINGER, Trina	25	36	1.44	17	88	.216	1	0.04	3	10	0.12	0	12	0.48	1	3	4	0.16	2	2	-
7	VINCK, Heather	91	247	2.71	119	660	.194	29	0.32	28	49	0.31	19	270	2.97	9	36	45	0.49	10	2	-
10	WEGLARZ, Cindy	94	207	2.20	94	610	.185	42	0.45	31	19	0.33	35	283	3.01	2	41	43	0.46	1	3	-
18	DAL PONTE, Danielle	14	0	0.00	0	0	.000	1	0.07	1	2	0.07	1	6	0.43	0	0	0	0.00	0	0	-
1	CARBONETTI, Alyssa	79	1	0.01	4	9	-.333	13	0.16	8	12	0.10	8	123	1.56	0	0	0	0.00	0	1	-
19	HARRIS, Carly	10	2	0.20	8	16	-.375	2	0.20	1	4	0.10	1	12	1.20	0	0	0	0.00	0	0	-
	TEAM	-	-	-	-	-	-	-	-	-	-	-	3	-	-	-	-	-	-	-	-	-
	LOYOLA MARYMOUN	94	1596	16.98	600	3729	.267	1390	14.79	159	257	1.69	89	1413	15.03	61	332	227.0	2.41	58	47	-
	Opponents	94	1313	13.97	602	3638	.195	1179	12.54	89	250	0.95	159	1245	13.24	76	287	219.5	2.34	51	50	-

Team Statistics	LMU	OPP
ATTACK		
Kills	1596	1313
Errors	600	602
Total Attacks	3729	3638
Attack Pct	.267	.195
Kills/Set	17.0	14.0
SET		
Assists	1390	1179
Assists/Set	14.8	12.5
SERVE		
Aces	159	89
Errors	257	250
Aces/Set	1.7	0.9
SERVE RECEPTIONS		
Errors	89	159
Errors/Set	0.9	1.7
DEFENSE		
Digs	1413	1245
Digs/Set	15.0	13.2
BLOCKING		
Block Solo	61	76
Block Assist	332	287
Total Blocks	227.0	219.5
Blocks/Set	2.4	2.3
Block Errors	58	51
Ball handling errors	47	50
ATTENDANCE		
Total	3314	3307
Dates/Avg Per Date	11/301	11/301
Neutral site #/Avg	4/178	
Current win streak	0	-
Home win streak	1	-

Date	Opponent	Score	Score by set	Att.
#Sep 04	vs George Washington	w 3-0	15-5,15-12,15-9	100
#Sep 04	vs Connecticut	w 3-1	9-15,15-8,15-5,15-6	0
#Sep 05	at Arizona State	w 3-0	15-1,15-5,15-9	823
@Sep 11	VILLANOVA	w 3-0	15-3,15-11,15-6	300
@Sep 12	JAMES MADISON	w 3-0	15-4,15-10,15-9	125
@Sep 12	COLORADO STATE	w 3-1	15-8,9-15,15-13,15-5	250
Sep 15	UC IRVINE	w 3-0	15-4,15-5,15-7	160
\$Sep 18	at #3 Nebraska	L 0-3	11-15,2-15,13-15	0
\$Sep 19	vs #10 Florida	L 2-3	15-6,10-15,15-9,14-16,12-15	271
\$Sep 19	vs Wyoming	w 3-1	15-4,10-15,15-7,15-9	341
Sep 23	at San Diego State	w 3-0	15-6,15-4,15-9	167
Sep 29	at #7 UC Santa Barbara	L 1-3	7-15,4-15,18-16,12-15	274
*Oct 02	SAINT MARY'S	w 3-0	15-7,16-14,15-8	300
*Oct 03	SANTA CLARA	w 3-0	15-3,15-8,15-8	325
*Oct 09	at San Francisco	w 3-0	15-8,15-2,15-9	230
*Oct 10	at #17 San Diego	L 0-3	9-15,10-15,3-15	627
*Oct 16	PORTLAND	w 3-0	15-2,15-5,15-11	350
*Oct 17	GONZAGA	w 3-0	15-4,15-0,15-7	280
*Oct 24	PEPPERDINE	w 3-2	17-15,15-11,6-15,13-15,15-8	700
*Oct 30	at Santa Clara	L 2-3	15-5,8-15,9-15,15-7,9-15	0
*Oct 31	at Saint Mary's	L 2-3	15-7,15-5,9-15,12-15,10-15	113
*Nov 06	#17 SAN DIEGO	L 2-3	15-9,9-15,15-9,6-15,10-15	401
*Nov 07	SAN FRANCISCO	w 3-0	15-4,15-5,15-5	123
*Nov 13	at Gonzaga	w 3-1	15-11,9-15,15-12,15-6	323
*Nov 14	at Portland	w 3-0	15-1,15-10,15-11	225
*Nov 21	at Pepperdine	L 1-3	12-15,13-15,15-13,12-15	525

- Airport Hilton/Sun Devil Challenge - Tempe, Ariz.
 @ - LMU/Furama Hotel Volleyball Classic - Los Angeles, Calif.
 \$ - First Bank Tournament - Lincoln, Neb.

Record in 3-set matches: 13-2
 Record in 4-set matches: 4-2
 Record in 5-set matches: 1-4



1999 LMU Volleyball
Loyola Marymount Combined Team Statistics (as of May 26, 2016)
All matches



RECORD:	OVERALL	HOME	AWAY	NEUTRAL
ALL GAMES	20-11	9-5	6-6	5-0
CONFERENCE	9-5	4-3	5-2	0-0
NON-CONFERENCE	11-6	5-2	1-4	5-0

#	Player	sp	Attack					Set		Serve			Dig			Blocking					points	
			k	k/s	e	ta	pct	a	a/s	sa	se	sa/s	re	dig	dig/s	bs	ba	total	blk/s	be		bhe
5	DAY, Lydia	91	191	2.10	61	394	.330	7	0.08	0	3	0.00	2	27	0.30	16	66	82	0.90	8	4	-
3	HECKER, Jeannette	107	122	1.14	25	295	.329	1387	12.96	9	12	0.08	0	285	2.66	2	39	41	0.38	6	24	-
15	GUSTORF, Allison	108	232	2.15	68	527	.311	30	0.28	33	18	0.31	30	241	2.23	25	69	94	0.87	11	1	-
14	MCFARLAND, Sarah	102	750	7.35	269	1642	.293	23	0.23	31	63	0.30	8	276	2.71	12	48	60	0.59	13	2	-
6	BOLLER, Candace	54	125	2.31	44	286	.283	9	0.17	7	11	0.13	8	57	1.06	16	55	71	1.31	10	0	-
4	BRUBACHER, Jaimee	101	186	1.84	92	498	.189	51	0.50	27	62	0.27	26	231	2.29	3	45	48	0.48	6	5	-
10	GUSTORF, Laura	108	183	1.69	97	498	.173	28	0.26	17	41	0.16	39	278	2.57	7	19	26	0.24	4	3	-
12	WARD, Kelly	36	4	0.11	3	14	.071	66	1.83	3	8	0.08	1	31	0.86	0	1	1	0.03	1	1	-
13	GALLUP, Kristen	105	32	0.30	25	117	.060	16	0.15	16	36	0.15	26	146	1.39	0	4	4	0.04	1	2	-
19	HARRIS, Carly	38	8	0.21	8	29	.000	3	0.08	2	1	0.05	5	43	1.13	0	0	0	0.00	0	0	-
	TEAM	-	-	-	-	-	-	-	-	-	-	-	4	-	-	-	-	-	-	-	-	-
	LOYOLA MARYMOUN	108	1833	16.97	692	4300	.265	1620	15.00	145	255	1.34	149	1615	14.95	81	346	254.0	2.35	60	42	-
	Opponents	108	1602	14.83	732	4272	.204	1412	13.07	149	195	1.38	145	1492	13.81	68	325	230.5	2.13	60	70	-

Team Statistics	LMU	OPP
ATTACK		
Kills	1833	1602
Errors	692	732
Total Attacks	4300	4272
Attack Pct	.265	.204
Kills/Set	17.0	14.8
SET		
Assists	1620	1412
Assists/Set	15.0	13.1
SERVE		
Aces	145	149
Errors	255	195
Aces/Set	1.3	1.4
SERVE RECEPTIONS		
Errors	149	145
Errors/Set	1.4	1.3
DEFENSE		
Digs	1615	1492
Digs/Set	15.0	13.8
BLOCKING		
Block Solo	81	68
Block Assist	346	325
Total Blocks	254.0	230.5
Blocks/Set	2.4	2.1
Block Errors	60	60
Ball handling errors	42	70
ATTENDANCE		
Total	3637	19693
Dates/Avg Per Date	14/260	12/1641
Neutral site #/Avg	5/148	-
Current win streak	0	-
Home win streak	1	-

Date	Opponent	Score	Score by set	Att.
Sep 01	SAN DIEGO STATE	w 3-0	15-9,15-3,15-13	272
#Sep 03	vs Southeast Missouri	w 3-0	15-8,15-5,15-10	152
#Sep 04	vs George Washington	w 3-0	18-16,15-12,15-8	101
#Sep 05	at #24 Colorado State	L 0-3	6-15,10-15,8-15	603
@Sep 10	#14 OHIO STATE	w 3-2	9-15,15-11,15-12,14-16,15-8	403
@Sep 11	#12 BYU	L 0-3	13-15,12-15,11-15	125
@Sep 11	HOUSTON	w 3-0	15-10,15-4,15-9	178
\$Sep 17	at New Mexico	w 3-0	15-11,15-10,15-7	743
\$Sep 18	vs Texas Tech	w 3-0	15-9,15-13,16-14	41
\$Sep 18	vs Texas-El Paso	w 3-0	15-13,15-7,15-0	20
Sep 20	BROWN	w 3-0	15-4,15-6,15-7	150
Sep 24	at #3 Hawaii	L 2-3	17-15,11-15,15-13,5-15,12-15	7268
Sep 25	at #3 Hawaii	L 0-3	14-15,4-15,7-15	8264
*Oct 01	at San Diego	L 0-3	12-15,12-15,11-15	416
*Oct 02	at Saint Mary's	w 3-1	15-6,15-6,14-16,15-8	208
*Oct 09	at #11 Pepperdine	L 0-3	6-15,12-15,8-15	465
Oct 11	WILLIAM & MARY	w 3-0	15-3,15-6,15-4	123
*Oct 15	GONZAGA	w 3-0	15-6,15-3,15-12	250
*Oct 16	PORTLAND	w 3-0	15-8,15-12,15-7	248
Oct 19	#9 UC SANTA BARBARA	L 2-3	3-15,15-11,15-13,11-15,12-15	400
*Oct 22	at San Francisco	w 3-1	15-17,15-8,15-4,15-5	212
*Oct 23	at Santa Clara	w 3-1	14-16,15-5,15-11,15-13	350
*Oct 29	SAINT MARY'S	w 3-0	15-9,15-8,15-8	190
*Oct 30	#24 SAN DIEGO	L 2-3	15-11,8-15,2-15,15-9,13-15	160
*Nov 06	#9 PEPPERDINE	L 0-3	5-15,10-15,14-16	675
*Nov 12	at Portland	w 3-0	15-0,15-6,15-9	200
*Nov 13	at Gonzaga	w 3-0	15-4,15-8,15-7	200
*Nov 19	SANTA CLARA	L 1-3	10-15,15-10,4-15,7-15	258
*Nov 20	SAN FRANCISCO	w 3-0	15-1,15-8,15-7	205
%Dec 02	vs Southeast Missouri	w 3-2	15-8,15-6,11-15,5-15,20-18	425
%Dec 03	at #7 UC Santa Barbara	L 1-3	5-15,11-15,16-14,5-15	764

- University Park Holiday Inn Clasic - Fort Collins, Colo.
 @ - LMU/Furama Hotel Volleyball Classic - Los Angeles, Calif.
 \$ - New Mexico Dominos Pizza Classic - Albuquerque, N.M.
 % - NCAA First and Second Round - Santa Barbara, Calif.

Record in 3-set matches: 15-6
 Record in 4-set matches: 3-2
 Record in 5-set matches: 2-3



2000 Loyola Marymount Volleyball
Loyola Marymount Combined Team Statistics (as of May 26, 2016)
All matches



RECORD:	OVERALL	HOME	AWAY	NEUTRAL
ALL GAMES	20-9	8-2	8-4	4-3
CONFERENCE	10-4	5-2	5-2	0-0
NON-CONFERENCE	10-5	3-0	3-2	4-3

#	Player	sp	Attack				Set		Serve			Dig			Blocking					points		
			k	k/s	e	ta	pct	a	a/s	sa	se	sa/s	re	dig	dig/s	bs	ba	total	blk/s		be	bhe
15	GUSTORF, Allison	89	209	2.35	56	431	.355	18	0.20	17	12	0.19	6	101	1.13	16	62	78	0.88	5	3	-
14	MCFARLAND, Sarah	98	762	7.78	229	1670	.319	25	0.26	18	42	0.18	19	327	3.34	10	44	54	0.55	13	0	-
11	NEWSOME, Tiana	90	148	1.64	49	347	.285	8	0.09	1	1	0.01	0	16	0.18	31	100	131	1.46	17	2	-
18	KIMBALL, Kealani	79	45	0.57	16	117	.248	24	0.30	6	16	0.08	13	147	1.86	7	22	29	0.37	4	2	-
7	OEHLMAN, Nicole	96	104	1.08	40	260	.246	1287	13.41	30	48	0.31	1	208	2.17	8	68	76	0.79	9	26	-
8	KOUKOU, Eleftheria	63	123	1.95	48	348	.216	36	0.57	16	23	0.25	6	117	1.86	9	26	35	0.56	4	3	-
4	BRUBACHER, Jaimee	94	203	2.16	101	536	.190	33	0.35	24	48	0.26	18	232	2.47	10	31	41	0.44	5	3	-
13	GALLUP, Kristen	78	100	1.28	51	329	.149	15	0.19	9	12	0.12	26	127	1.63	2	25	27	0.35	4	5	-
12	WARD, Kelly	19	3	0.16	2	9	.111	53	2.79	2	3	0.11	0	15	0.79	0	1	1	0.05	0	3	-
17	SAMSON, Elizabeth	22	2	0.09	2	9	.000	1	0.05	1	2	0.05	7	27	1.23	0	6	6	0.27	0	0	-
5	FEATHERSTONE, Ivy	22	0	0.00	0	0	.000	6	0.27	0	3	0.00	2	10	0.45	0	0	0	0.00	2	0	-
10	GUSTORF, Laura	97	23	0.24	35	93	-.129	20	0.21	21	41	0.22	17	186	1.92	0	7	7	0.07	0	3	-
	TEAM	-	-	-	-	-	-	-	-	-	-	-	3	-	-	-	-	-	-	-	-	-
	LOYOLA MARYMOUN	99	1722	17.39	629	4149	.263	1526	15.41	145	251	1.46	118	1513	15.28	93	392	289.0	2.92	63	50	-
	Opponents	99	1576	15.92	705	4121	.211	1407	14.21	118	209	1.19	144	1530	15.45	90	283	231.5	2.34	59	61	-

Team Statistics	LMU	OPP	Date	Opponent	Score	Score by set	Att.
ATTACK			#Sep 01	vs Cal Poly	w 3-2	15-8,13-15,11-15,11-15,11-12	0
Kills	1722	1576	#Sep 01	vs San Jose State	w 3-1	15-4,11-15,15-10,15-5	725
Errors	629	705	#Sep 02	at Arizona State	w 3-0	15-6,17-15,15-9	523
Total Attacks	4149	4121	@Sep 08	INDIANA STATE	w 3-0	15-3,15-3,15-7	250
Attack Pct	.263	.211	@Sep 09	CENTRAL MICHIGAN	w 3-0	15-8,15-4,15-6	110
Kills/Set	17.4	15.9	@Sep 09	CONNECTICUT	w 3-0	15-13,15-12,15-9	475
SET			\$Sep 15	at Indiana	w 3-0	15-9,15-6,15-10	558
Assists	1526	1407	\$Sep 16	vs Duke	L 2-3	15-7,11-15,15-11,8-15,11-15	0
Assists/Set	15.4	14.2	\$Sep 16	vs Marquette	w 3-0	15-11,15-8,15-13	221
SERVE			%Sep 21	at #24 Notre Dame	L 1-3	9-15,14-16,17-15,14-16	325
Aces	145	118	%Sep 22	vs #4 Colorado State	L 0-3	1-15,3-15,10-15	85
Errors	251	209	%Sep 23	vs Wyoming	w 3-0	15-3,15-12,15-6	113
Aces/Set	1.5	1.2	Sep 27	at San Diego State	w 3-0	15-10,15-10,16-14	74
SERVE RECEPTIONS			*Sep 29	SAN DIEGO	w 3-1	10-15,15-10,15-9,15-4	321
Errors	118	144	*Sep 30	SAINT MARY'S	w 3-0	15-9,15-9,15-12	322
Errors/Set	1.2	1.5	Oct 04	at #15 UC Santa Barbara	L 0-3	10-15,4-15,3-15	323
DEFENSE			*Oct 07	#6 PEPPERDINE	L 1-3	7-15,10-15,16-14,2-15	712
Digs	1513	1530	*Oct 13	at Gonzaga	w 3-0	15-8,15-6,15-6	567
Digs/Set	15.3	15.5	*Oct 14	at Portland	w 3-1	15-6,15-9,11-15,15-1	150
BLOCKING			*Oct 20	SAN FRANCISCO	w 3-0	15-9,15-5,15-12	523
Block Solo	93	90	*Oct 21	#15 SANTA CLARA	L 0-3	9-15,6-15,7-15	450
Block Assist	392	283	*Oct 27	at Saint Mary's	L 0-3	9-15,9-15,3-15	179
Total Blocks	289.0	231.5	*Oct 28	at San Diego	w 3-1	15-8,15-8,12-15,15-9	517
Blocks/Set	2.9	2.3	*Nov 04	at #9 Pepperdine	w 3-1	20-18,12-15,15-5,15-4	123
Block Errors	63	59	*Nov 10	PORTLAND	w 3-0	15-2,15-11,15-6	203
Ball handling errors	50	61	*Nov 11	GONZAGA	w 3-0	15-1,15-1,15-10	250
ATTENDANCE			*Nov 17	at Santa Clara	L 1-3	18-16,7-15,12-15,7-15	389
Total	3616	4463	*Nov 18	at San Francisco	w 3-0	15-13,15-10,15-12	735
Dates/Avg Per Date	10/362	12/372	&Nov.30	vs #18 Stanford	L 0-3	11-15,6-15,9-15	0
Neutral site #/Avg	7/163						
Current win streak	0	-					
Home win streak	2	-					

- Phoenix Airport Hilton/Sun Devil Challenge - Tempe, Ariz.
 @ - LMU Volleyball Classic \$ - Hoosier Invite - Bloomington, Ind.
 % - Golden Dome Invitational - South Bend, Ind.
 & - NCAA First Round - Santa Barbara, Calif.

Record in 3-set matches: 14-5
 Record in 4-set matches: 5-3
 Record in 5-set matches: 1-1



2001 Loyola Marymount Volleyball
Loyola Marymount Combined Team Statistics (as of May 26, 2016)
All matches



Overall record: 15-10 Conf: 8-6 Home: 7-7 Away: 6-3 Neutral: 2-0

#	Player	sp	Attack					Set		Serve			Dig			Blocking					points	
			k	k/s	e	ta	pct	a	a/s	sa	se	sa/s	re	dig	dig/s	bs	ba	total	blk/s	be		bhe
1	DeBERNARDI, Dina	90	258	2.87	70	599	.314	8	0.09	17	17	0.19	0	42	0.47	24	45	69	0.77	12	0	-
3	DIMSON, Jacene	87	5	0.06	3	19	.105	11	0.13	10	8	0.11	15	191	2.20	0	0	0	0.00	1	1	-
4	BRUBACHER, Jaimee	1	0	0.00	0	1	.000	0	0.00	0	0	0.00	0	0	0.00	0	0	0	0.00	0	0	-
6	NERISON, Kelli	13	4	0.31	3	18	.056	0	0.00	0	2	0.00	0	1	0.08	0	4	4	0.31	2	0	-
7	OEHLMAN, Nicole	87	125	1.44	38	282	.309	1081	12.43	20	32	0.23	0	215	2.47	4	23	27	0.31	14	11	-
8	KOUKOU, Eleftheria	19	46	2.42	25	132	.159	5	0.26	2	2	0.11	0	31	1.63	2	8	10	0.53	0	0	-
10	GUSTORF, Laura	90	124	1.38	55	372	.185	37	0.41	34	41	0.38	27	296	3.29	2	13	15	0.17	2	1	-
11	NEWSOME, Tiana	38	65	1.71	42	169	.136	5	0.13	0	0	0.00	0	11	0.29	5	24	29	0.76	6	0	-
13	GALLUP, Kristen	90	433	4.81	170	1154	.228	31	0.34	17	25	0.19	38	262	2.91	9	31	40	0.44	10	0	-
15	WOOTON, Megan	48	2	0.04	1	9	.111	47	0.98	2	7	0.04	1	48	1.00	0	2	2	0.04	1	0	-
17	SAMSON, Elizabeth	9	0	0.00	0	1	.000	0	0.00	0	2	0.00	2	1	0.11	0	0	0	0.00	0	0	-
18	KIMBALL, Kealani	89	270	3.03	95	659	.266	26	0.29	16	34	0.18	24	244	2.74	12	47	59	0.66	2	1	-
19	CARLSON, Jody	82	128	1.56	71	390	.146	40	0.49	23	15	0.28	8	161	1.96	2	39	41	0.50	12	2	-
20	GILLESPIE, Claire	16	7	0.44	9	28	-.071	5	0.31	2	5	0.12	0	8	0.50	0	3	3	0.19	2	0	-
21	TINDALL, Audra	8	0	0.00	0	1	.000	0	0.00	0	0	0.00	1	10	1.25	0	0	0	0.00	0	0	-
LOYOLA MARYMOUN		90	1467	16.30	582	3834	.231	1296	14.40	143	190	1.59	117	1521	16.90	60	239	179.5	1.99	64	16	-
Opponents		90	1382	15.36	573	3802	.213	1244	13.82	118	176	1.31	144	1505	16.72	68	256	196.0	2.18	54	26	-

Team Statistics	LMU	OPP
ATTACK		
Kills	1467	1382
Errors	582	573
Total Attacks	3834	3802
Attack Pct	.231	.213
Kills/Set	16.3	15.4
SET		
Assists	1296	1244
Attempts	1687	1666
Assist Pct	.768	.747
Assists/Set	14.4	13.8
SERVE		
Aces	143	118
Errors	190	176
Attempts	1903	1829
Serve Pct	.900	.904
Aces/Set	1.6	1.3
SERVE RECEPTIONS		
Errors	117	144
Errors/Set	1.3	1.6
Attempts	1550	1604
Reception Pct	.925	.910
DEFENSE		
Digs	1521	1505
Digs/Set	16.9	16.7
BLOCKING		
Block Solo	60	68
Block Assist	239	256
Total Blocks	179.5	196.0
Blocks/Set	2.0	2.2
Block Errors	64	54
Ball handling errors	16	26
ATTENDANCE		
Total	4875	3446
Dates/Avg Per Date	14/348	9/383
Neutral site #/Avg	2/403	
Current win streak	0	-
Home win streak	0	-

Date	Opponent	Score	Score by set	Att.
#Aug 31	vs Oral Roberts	w 3-1	30-21,20-30,31-29,30-24	356
#Sep 01	at Colorado	L 0-3	20-30,22-30,28-30	756
#Sep 02	vs Clemson	w 3-2	31-33,30-24,25-30,31-29,15-12	450
Sep 05	CAL POLY	L 2-3	33-31,29-31,33-31,28-30,8-15	347
@Sep 07	INDIANA	w 3-1	26-30,30-21,30-28,30-20	347
@Sep 08	NEW MEXICO	w 3-1	26-30,30-22,30-22,30-26	235
@Sep 08	ARIZONA STATE	L 1-3	21-30,38-36,28-30,25-30	323
Sep 18	SAN DIEGO STATE	w 3-0	30-20,30-28,30-23	273
Sep 22	#21 UTAH	L 1-3	25-30,30-23,25-30,19-30	317
*Sep 28	at Portland	w 3-0	30-25,30-25,30-23	293
*Sep 29	at Gonzaga	w 3-0	30-22,30-17,30-24	225
Oct 03	#20 UC SANTA BARBARA	w 3-0	30-19,30-21,30-28	388
*Oct 06	at #15 Pepperdine	L 1-3	22-30,30-28,23-30,26-30	312
*Oct 12	#25 SANTA CLARA	L 0-3	27-30,27-30,20-30	464
*Oct 13	SAN FRANCISCO	L 2-3	30-24,28-30,22-30,30-21,13-15	273
*Oct 19	at San Diego	w 3-1	32-34,30-21,31-29,30-22	767
*Oct 20	at Saint Mary's	w 3-1	30-28,22-30,30-19,30-16	130
*Oct 26	GONZAGA	w 3-0	30-24,30-21,30-24	389
*Oct 27	PORTLAND	w 3-0	30-22,30-22,31-29	223
Oct 30	at Cal State Fullerton	w 3-1	30-28,30-19,23-30,30-22	132
*Nov 3	#13 PEPPERDINE	L 0-3	22-30,28-30,19-30	604
*Nov 09	at San Francisco	w 3-0	30-21,30-26,30-27	394
*Nov 10	at #19 Santa Clara	L 0-3	25-30,24-30,28-30	437
*Nov 16	SAINT MARY'S	w 3-0	30-21,30-20,30-27	364
*Nov 17	SAN DIEGO	L 0-3	28-30,16-30,25-30	328

- Colorado PowerBar Invitational - Boulder, Colo.

@ - LMU Volleyball Classic - Los Angeles, Calif.

Record in 3-set matches:8-5 • Record in 4-set matches:6-3 • Record in 5-set matches:1-2



2002 Loyola Marymount Volleyball
 Loyola Marymount Combined Team Statistics (as of May 26, 2016)
All matches



Overall record: 15-12 Conf: 6-8 Home: 11-4 Away: 3-7 Neutral: 1-1

#	Player	sp	Attack				Set		Serve			Dig			Blocking					points		
			k	k/s	e	ta	pct	a	a/s	sa	se	sa/s	re	dig	dig/s	bs	ba	total	blk/s		be	bhe
1	DeBERNARDI, Dina	21	41	1.95	10	91	.341	9	0.43	1	4	0.05	0	8	0.38	3	7	10	0.48	2	1	-
3	DIMSON, Jacene	59	1	0.02	2	5	-.200	8	0.14	0	0	0.00	15	173	2.93	0	0	0	0.00	0	0	-
4	RIDLEY, Nicole	73	29	0.40	7	72	.306	576	7.89	21	22	0.29	1	101	1.38	2	9	11	0.15	4	8	-
5	HOUSEMAN, Krista	65	92	1.42	44	249	.193	14	0.22	4	9	0.06	1	24	0.37	4	35	39	0.60	8	1	-
6	NERISON, Kelli	8	2	0.25	3	8	-.125	1	0.12	2	2	0.25	0	1	0.12	0	2	2	0.25	2	0	-
8	ORSINI, Roxanne	29	23	0.79	12	84	.131	6	0.21	1	6	0.03	6	33	1.14	0	5	5	0.17	2	0	-
10	GUSTORF, Laura	73	7	0.10	5	17	.118	10	0.14	13	24	0.18	16	151	2.07	0	2	2	0.03	0	1	-
11	NEWSOME, Tiana	100	225	2.25	66	507	.314	4	0.04	10	32	0.10	1	50	0.50	40	104	144	1.44	22	0	-
12	CHAI, Courtney	28	7	0.25	7	33	.000	252	9.00	7	14	0.25	2	39	1.39	1	5	6	0.21	1	5	-
13	GALLUP, Kristen	100	451	4.51	162	1285	.225	27	0.27	26	19	0.26	29	300	3.00	11	51	62	0.62	7	3	-
15	WOOTON, Megan	67	19	0.28	4	47	.319	365	5.45	9	12	0.13	1	83	1.24	0	1	1	0.01	1	7	-
17	SAMSON, Elizabeth	54	0	0.00	1	3	-.333	12	0.22	7	4	0.13	2	83	1.54	0	0	0	0.00	0	1	-
18	KIMBALL, Kealani	100	281	2.81	76	670	.306	21	0.21	24	39	0.24	24	218	2.18	26	68	94	0.94	10	1	-
19	CARLSON, Jody	81	142	1.75	64	358	.218	21	0.26	1	6	0.01	4	29	0.36	3	47	50	0.62	2	0	-
20	LOOK, Michelle	84	170	2.02	98	490	.147	11	0.13	18	28	0.21	27	198	2.36	3	25	28	0.33	3	3	-
21	SELF, Tiffany	16	0	0.00	1	2	-.500	0	0.00	2	5	0.12	0	13	0.81	0	1	1	0.06	0	0	-
	LOYOLA MARYMOUN	100	1490	14.90	562	3921	.237	1337	13.37	146	226	1.46	133	1504	15.04	93	362	274.0	2.74	64	31	-
	Opponents	100	1454	14.54	655	3982	.201	1290	12.90	133	254	1.33	146	1570	15.70	69	264	201.0	2.01	81	30	-

Team Statistics	LMU	OPP
ATTACK		
Kills	1490	1454
Errors	562	655
Total Attacks	3921	3982
Attack Pct	.237	.201
Kills/Set	14.9	14.5
SET		
Assists	1337	1290
Attempts	681	693
Assist Pct	1.963	1.861
Assists/Set	13.4	12.9
SERVE		
Aces	146	133
Errors	226	254
Attempts	646	658
Serve Pct	.650	.614
Aces/Set	1.5	1.3
SERVE RECEPTIONS		
Errors	133	146
Errors/Set	1.3	1.5
Attempts	556	540
Reception Pct	.761	.730
DEFENSE		
Digs	1504	1570
Digs/Set	15.0	15.7
BLOCKING		
Block Solo	93	69
Block Assist	362	264
Total Blocks	274.0	201.0
Blocks/Set	2.7	2.0
Block Errors	64	81
Ball handling errors	31	30
ATTENDANCE		
Total	4219	3516
Dates/Avg Per Date	15/281	10/352
Neutral site #/Avg	2/104	
Current win streak	0	-
Home win streak	0	-

Date	Opponent	Score	Score by set	Att.
#Aug 30	BRADLEY	w 3-0	30-22,30-22,30-18	387
#Aug 31	OKLAHOMA	w 3-0	30-25,30-20,30-20	127
#Aug 31	DUKE	L 0-3	27-30,27-30,27-30	241
@Sep 06	NOTRE DAME	w 3-1	26-30,30-16,30-23,30-24	352
@Sep 7	SAINT LOUIS	w 3-2	27-30,21-30,30-20,30-22,15-8	222
@Sep 7	COLORADO	w 3-0	30-22,30-27,30-18	402
\$Sep 13	vs Boston College	w 3-0	30-14,30-22,30-22	77
\$Sep 14	vs Indiana	L 2-3	28-30,30-28,28-30,30-16,10-15	132
\$Sep 14	at Maryland	L 2-3	30-20,30-32,30-25,21-30,12-15	125
Sep 18	CAL STATE FULLERTON	w 3-0	30-21,30-19,30-22	209
Sep 21	IDAHO STATE	w 3-0	30-21,30-17,30-22	234
Sep 25	at San Diego State	w 3-2	30-28,30-19,26-30,24-30,16-14	229
*Oct 04	PORTLAND	w 3-0	30-26,30-25,30-23	276
*Oct 5	GONZAGA	w 3-0	30-14,30-19,30-14	241
Oct 8	at #7 UC Santa Barbara	L 1-3	30-28,22-30,28-30,23-30	323
*Oct 12	#12 PEPPERDINE	L 1-3	30-28,22-30,23-30,16-30	508
*Oct 18	at #14 Santa Clara	L 1-3	30-28,23-30,20-30,23-30	516
*Oct 19	at San Francisco	w 3-0	30-15,30-23,30-18	172
*Oct 25	SAN DIEGO	L 0-3	23-30,22-30,29-31	374
*Oct 26	SAINT MARY'S	w 3-1	26-30,30-21,30-24,30-21	225
*Nov 1	at Gonzaga	w 3-1	26-30,30-21,30-23,38-36	170
*Nov 02	at Portland	L 1-3	29-31,32-30,24-30,31-33	187
*Nov 9	at #10 Pepperdine	L 0-3	18-30,24-30,15-30	638
*Nov 15	SAN FRANCISCO	w 3-1	25-30,30-26,30-20,30-21	171
*Nov 16	#11 SANTA CLARA	L 2-3	31-29,21-30,34-32,27-30,12-15	250
*Nov 22	at Saint Mary's	L 1-3	30-27,29-31,23-30,22-30	536
*Nov 23	at #23 San Diego	L 0-3	28-30,23-30,15-30	620

- LMU Volleyball Invite - Los Angeles, Calif.
 @ - LMU Volleyball Classic - Los Angeles, Calif.
 \$ - Terrapin Invite - College Park, Md.

Record in 3-set matches:9-4 • Record in 4-set matches:4-5 • Record in 5-set matches:2-3



2003 Loyola Marymount Volleyball
Loyola Marymount Combined Team Statistics (as of May 26, 2016)
All matches



Overall record: 26-7 Conf: 10-4 Home: 14-1 Away: 6-6 Neutral: 6-0

#	Player	sp	Attack					Set		Serve			Dig			Blocking					points	
			k	k/s	e	ta	pct	a	a/s	sa	se	sa/s	re	dig	dig/s	bs	ba	total	blk/s	be		bhe
1	DeBERNARDI, Dina	118	327	2.77	78	781	.319	42	0.36	16	17	0.14	0	81	0.69	6	89	95	0.81	12	2	-
3	DIMSON, Jacene	93	0	0.00	1	5	-.200	27	0.29	0	2	0.00	20	232	2.49	0	0	0	0.00	0	2	-
4	KNAUF, Kacey	1	0	0.00	0	1	.000	0	0.00	0	0	0.00	0	0	0.00	0	0	0	0.00	0	0	-
5	SVORINICH, Catherine	73	0	0.00	1	5	-.200	8	0.11	11	25	0.15	3	118	1.62	0	0	0	0.00	0	0	-
6	NERISON, Kelli	115	328	2.85	73	673	.379	9	0.08	19	45	0.17	1	53	0.46	48	119	167	1.45	21	0	-
7	OEHLMAN, Nicole	121	127	1.05	26	303	.333	1410	11.65	43	57	0.36	0	251	2.07	6	61	67	0.55	7	21	-
8	ORSINI, Roxanne	2	0	0.00	0	1	.000	0	0.00	0	0	0.00	0	1	0.50	0	0	0	0.00	0	0	-
10	LEONARD, Courtney	64	1	0.02	0	4	.250	11	0.17	0	6	0.00	17	206	3.22	1	0	1	0.02	0	0	-
11	NEWSOME, Tiana	121	283	2.34	70	650	.328	6	0.05	6	19	0.05	0	37	0.31	36	121	157	1.30	11	3	-
12	KRONE, Sandy	98	143	1.46	88	447	.123	20	0.20	19	20	0.19	16	221	2.26	4	30	34	0.35	4	0	-
15	WOOTON, Megan	38	0	0.00	1	3	-.333	18	0.47	1	2	0.03	0	48	1.26	0	0	0	0.00	0	0	-
17	SAMSON, Elizabeth	95	0	0.00	0	3	.000	1	0.01	14	11	0.15	0	36	0.38	0	0	0	0.00	0	0	-
18	KIMBALL, Kealani	121	509	4.21	165	1488	.231	45	0.37	33	45	0.27	33	429	3.55	14	52	66	0.55	7	4	-
19	CARLSON, Jody	15	2	0.13	1	8	.125	1	0.07	0	1	0.00	0	13	0.87	0	0	0	0.00	0	0	-
20	HOUSEMAN, Krista	58	76	1.31	46	245	.122	5	0.09	4	12	0.07	0	30	0.52	2	24	26	0.45	1	1	-
21	SELF, Tiffany	34	15	0.44	6	47	.191	5	0.15	8	9	0.24	2	62	1.82	0	1	1	0.03	0	0	-
22	LOOK, Michelle	22	21	0.95	20	93	.011	6	0.27	6	3	0.27	2	48	2.18	2	6	8	0.36	2	0	-
LOYOLA MARYMOUN		121	1832	15.14	576	4757	.264	1614	13.34	180	274	1.49	99	1866	15.42	119	503	370.5	3.06	66	33	-
Opponents		121	1793	14.82	891	4998	.180	1628	13.45	99	274	0.82	182	1976	16.33	75	322	236.0	1.95	64	52	-

Team Statistics	LMU	OPP
ATTACK		
Kills	1832	1793
Errors	576	891
Total Attacks	4757	4998
Attack Pct	.264	.180
Kills/Set	15.1	14.8
SET		
Assists	1614	1628
Attempts	1296	1365
Assist Pct	1.245	1.193
Assists/Set	13.3	13.5
SERVE		
Aces	180	99
Errors	274	274
Attempts	1523	1336
Serve Pct	.820	.795
Aces/Set	1.5	0.8
SERVE RECEPTIONS		
Errors	99	182
Errors/Set	0.8	1.5
Attempts	1096	1274
Reception Pct	.910	.857
DEFENSE		
Digs	1866	1976
Digs/Set	15.4	16.3
BLOCKING		
Block Solo	119	75
Block Assist	503	322
Total Blocks	370.5	236.0
Blocks/Set	3.1	2.0
Block Errors	66	64
Ball handling errors	33	52
ATTENDANCE		
Total	5846	11916
Dates/Avg Per Date	15/390	12/993
Neutral site #/Avg	6/170	
Current win streak	0	-
Home win streak	2	-

Date	Opponent	Score	Score by set	Att.
#Aug 29	UNLV	w 3-0	30-18,30-21,30-27	422
#Aug 30	WEST VIRGINIA	w 3-0	30-24,30-21,30-28	278
#Aug 30	SACRAMENTO STATE	w 3-0	30-20,30-17,30-22	425
Sep 02	#7 UC SANTA BARBARA	w 3-1	30-27,26-30,30-19,30-20	412
@Sep 05	NORTHEASTERN	w 3-0	30-13,30-14,30-18	352
@Sep 6	CREIGHTON	w 3-0	33-31,31-29,30-15	310
@Sep 06	EASTERN WASHINGTON	w 3-2	19-30,25-30,30-25,30-23,15-8	472
Sep 9	at Cal State Fullerton	w 3-0	30-22,30-19,30-27	183
\$Sep 12	vs New Mexico	w 3-0	31-29,30-20,30-24	97
\$Sep 13	vs Saint Louis	w 3-0	30-13,30-27,32-30	84
\$Sep 13	at Washington State	L 1-3	28-30,21-30,30-26,30-32	807
Sep 18	vs UNLV	w 3-0	30-25,30-28,30-26	400
Sep 19	at Hawai'i	L 0-3	27-30,11-30,22-30	6347
Sep 24	SAN DIEGO STATE	w 3-0	30-18,30-20,30-25	237
%Sep 26	vs Dayton	w 3-2	28-30,30-27,30-27,26-30,17-15	333
%Sep 27	vs Fairfield University	w 3-0	30-16,30-17,30-18	107
Sep 30	at UC Riverside	w 3-0	30-21,30-23,30-28	180
*Oct 3	SAINT MARY'S	w 3-2	30-17,31-29,28-30,22-30,15-9	244
*Oct 4	#24 SAN FRANCISCO	w 3-1	28-30,30-22,30-23,30-20	350
*Oct 11	at #6 Pepperdine	L 1-3	29-31,17-30,30-24,19-30	872
*Oct 17	at Portland	w 3-0	30-22,30-20,30-17	115
*Oct 18	at Gonzaga	w 3-0	30-16,30-18,30-16	253
*Oct 24	#12 SANTA CLARA	w 3-2	21-30,28-30,30-28,30-24,17-15	734
*Oct 25	#16 SAN DIEGO	w 3-1	30-18,30-16,33-35,30-26	300
*Oct 31	at San Francisco	w 3-2	27-30,30-24,18-30,30-26,15-7	517
*Nov 01	at Saint Mary's	L 2-3	30-27,21-30,30-20,25-30,11-15	410
*Nov 8	#4 PEPPERDINE	L 2-3	26-30,30-19,20-30,30-25,12-15	723
*Nov 14	GONZAGA	w 3-0	30-18,30-14,30-11	284
*Nov 15	PORTLAND	w 3-0	30-17,30-17,30-17	303
*Nov 21	at San Diego	w 3-1	30-20,30-19,25-30,30-26	481
*Nov 22	at Santa Clara	L 2-3	22-30,30-28,30-23,25-30,12-15	538
&Dec 5	vs Cal State Northridge	w 3-0	30-21,30-22,30-26	0
&Dec 6	at #1 USC	L 0-3	16-30,22-30,16-30	1213

- LMU Furama Invite @ - LMU Four Points Sheraton Classic
\$ - Cougar Mania Tournament - Pullman, Wash.
% - San Diego Tournament - San Diego, Calif.
& - NCAA First and Second Rounds - Los Angeles, Calif. (USC)

Record in 3-set matches:17-2 • Record in 4-set matches:4-2 • Record in 5-set matches:5-3



2004 Loyola Marymount Volleyball
 Loyola Marymount Combined Team Statistics (as of May 26, 2016)
All matches



Overall record: 17-12 Conf: 8-6 Home: 12-4 Away: 5-6 Neutral: 0-2

#	Player	sp	Attack				Set		Serve			Dig		Blocking					points			
			k	k/s	e	ta	pct	a	a/s	sa	se	sa/s	re	dig	dig/s	bs	ba	total		blk/s	be	bhe
1	DeBERNARDI, Dina	105	288	2.74	75	675	.316	4	0.04	13	22	0.12	0	70	0.67	34	65	99	0.94	9	2	-
3	DIMSON, Jacene	103	0	0.00	3	16	-.188	32	0.31	10	13	0.10	24	282	2.74	0	0	0	0.00	0	0	-
4	KNAUF, Kacey	7	1	0.14	3	4	-.500	14	2.00	0	0	0.00	0	6	0.86	0	1	1	0.14	1	0	-
5	SVORINICH, Catherine	73	0	0.00	5	10	-.500	9	0.12	8	11	0.11	13	117	1.60	0	0	0	0.00	0	0	-
6	NERISON, Kelli	104	321	3.09	88	668	.349	4	0.04	26	43	0.25	0	44	0.42	42	136	178	1.71	15	2	-
7	FRANCIS, Audrey	1	0	0.00	0	0	.000	0	0.00	0	0	0.00	0	0	0.00	0	0	0	0.00	0	0	-
11	ANGLIN, Keri	47	63	1.34	42	192	.109	5	0.11	5	10	0.11	7	69	1.47	1	15	16	0.34	2	1	-
12	KRONE, Sandy	40	54	1.35	34	161	.124	9	0.22	4	9	0.10	9	61	1.52	0	11	11	0.28	2	0	-
15	WOOTON, Megan	4	0	0.00	0	0	.000	0	0.00	1	0	0.25	1	0	0.00	0	0	0	0.00	0	0	-
19	CARLSON, Jody	73	124	1.70	65	322	.183	19	0.26	2	10	0.03	9	85	1.16	3	30	33	0.45	10	3	-
20	HOUSEMAN, Krista	71	212	2.99	91	565	.214	4	0.06	9	17	0.13	0	49	0.69	3	37	40	0.56	2	0	-
21	OEHLMAN, Nicole	102	133	1.30	32	341	.296	1259	12.34	24	35	0.24	1	246	2.41	2	54	56	0.55	10	13	-
22	LOOK, Michelle	93	14	0.15	13	55	.018	39	0.42	8	13	0.09	26	368	3.96	0	2	2	0.02	0	4	-
23	MOTTON, Jania	54	141	2.61	60	376	.215	0	0.00	4	7	0.07	0	40	0.74	11	20	31	0.57	8	3	-
24	HUGHES, Heather	104	307	2.95	142	881	.187	111	1.07	42	45	0.40	49	277	2.66	3	43	46	0.44	11	8	-
LOYOLA MARYMOUN		105	1658	15.79	653	4266	.236	1509	14.37	156	235	1.49	147	1714	16.32	99	414	306.0	2.91	70	36	-
Opponents		105	1587	15.11	685	4326	.209	1431	13.63	147	237	1.40	156	1622	15.45	51	372	237.0	2.26	79	52	-

Team Statistics	LMU	OPP
ATTACK		
Kills	1658	1587
Errors	653	685
Total Attacks	4266	4326
Attack Pct	.236	.209
Kills/Set	15.8	15.1
SET		
Assists	1509	1431
Attempts	2607	2526
Assist Pct	.579	.567
Assists/Set	14.4	13.6
SERVE		
Aces	156	147
Errors	235	237
Attempts	2837	2721
Serve Pct	.917	.913
Aces/Set	1.5	1.4
SERVE RECEPTIONS		
Errors	147	156
Errors/Set	1.4	1.5
Attempts	2271	2423
Reception Pct	.935	.936
DEFENSE		
Digs	1714	1622
Digs/Set	16.3	15.4
BLOCKING		
Block Solo	99	51
Block Assist	414	372
Total Blocks	306.0	237.0
Blocks/Set	2.9	2.3
Block Errors	70	79
Ball handling errors	36	52
ATTENDANCE		
Total	7654	6936
Dates/Avg Per Date	16/478	11/631
Neutral site #/Avg	2/102	
Current win streak	0	-
Home win streak	0	-

Date	Opponent	Score	Score by set	Att.
#Sep 03	DUKE	w 3-1	30-23,30-27,20-30,30-28	704
#Sep 04	VILLANOVA	w 3-0	30-17,30-24,32-30	592
#Sep 04	TENNESSEE	L 0-3	24-30,19-30,22-30	764
Sep 07	CAL STATE FULLERTON	w 3-0	30-18,31-29,33-31	327
@Sep 10	MIAMI	w 3-0	30-26,31-29,30-18	0
@Sep 11	CINCINNATI	w 3-0	30-24,35-33,30-26	221
@Sep 11	WASHINGTON STATE	w 3-1	26-30,30-23,30-21,30-22	510
Sep 14	UC RIVERSIDE	w 3-0	30-16,30-21,30-22	293
\$Sep 17	at North Carolina	L 2-3	25-30,30-27,27-30,30-24,8-15	1591
\$Sep 18	vs #1 Minnesota	L 0-3	30-32,20-30,23-30	105
\$Sep 18	vs Rice	L 0-3	23-30,21-30,28-30	100
Sep 21	at San Diego State	w 3-0	30-22,30-18,30-17	204
*Oct 01	at Saint Mary's	L 1-3	30-22,28-30,21-30,23-30	378
*Oct 02	at San Francisco	w 3-1	30-28,21-30,30-23,30-21	522
Oct 5	at #13 UC Santa Barbara	w 3-1	31-29,30-27,17-30,33-31	259
*Oct 08	PEPPERDINE	w 3-1	30-20,30-27,20-30,30-25	1142
*Oct 15	PORTLAND	w 3-0	30-21,30-12,31-29	597
*Oct 16	GONZAGA	w 3-0	30-12,30-14,30-24	572
*Oct 22	at #19 Santa Clara	L 1-3	30-28,20-30,30-32,18-30	1096
*Oct 23	at #22 San Diego	L 0-3	17-30,20-30,24-30	782
*Oct 29	SAN FRANCISCO	w 3-1	30-16,30-27,26-30,30-21	621
*Oct 30	#14 SAINT MARY'S	L 1-3	30-28,26-30,30-32,28-30	552
*Nov 05	at Pepperdine	L 0-3	22-30,27-30,18-30	543
*Nov 12	at Gonzaga	w 3-0	30-17,30-26,30-18	243
*Nov 13	at Portland	w 3-1	29-31,30-16,30-24,30-16	141
*Nov 19	#15 SAN DIEGO	L 2-3	30-26,29-31,30-28,20-30,14-16	759
*Nov 20	#23 SANTA CLARA	w 3-1	25-30,30-25,30-22,30-25	0
Nov 23	CAL STATE NORTHRIDGE	L 2-3	25-30,32-30,28-30,30-24,12-15	0
%Dec 03	at #15 UCLA	L 1-3	28-30,23-30,30-27,22-30	1177

- LMU Four Points Sheraton Classic - Los Angeles, Calif.
 @ - LMU Furama Hotel Invite - Los Angeles, Calif.
 \$ - GlaxoSmithKline Classic - Chapel Hill, N.C.
 % - NCAA First Round - Los Angeles, Calif. (UCLA)

Record in 3-set matches:9-5 • Record in 4-set matches:8-4 • Record in 5-set matches:0-3



2005 Loyola Marymount Volleyball
Loyola Marymount Combined Team Statistics (as of May 26, 2016)
All matches



Overall record: 19-11 Conf: 7-7 Home: 8-4 Away: 7-7 Neutral: 4-0

#	Player	sp	Attack					Set		Serve			Dig		Blocking					points		
			k	k/s	e	ta	pct	a	a/s	sa	se	sa/s	re	dig	dig/s	bs	ba	total	blk/s		be	bhe
1	DeBERNARDI, Dina	112	307	2.74	73	719	.325	12	0.11	8	21	0.07	0	66	0.59	33	99	132	1.18	15	1	-
3	BANAS, Lindsay	6	2	0.33	3	10	-.100	0	0.00	0	0	0.00	0	1	0.17	0	0	0	0.00	0	0	-
4	GLOMB, Katie	79	2	0.03	0	8	.250	13	0.16	10	23	0.13	16	182	2.30	0	0	0	0.00	0	1	-
5	SVORINICH, Catherine	61	0	0.00	1	5	-.200	11	0.18	9	10	0.15	4	68	1.11	0	0	0	0.00	1	0	-
6	DAY, Emily	98	269	2.74	132	777	.176	12	0.12	12	21	0.12	14	213	2.17	7	30	37	0.38	3	1	-
7	FRANCIS, Audrey	4	0	0.00	1	2	-.500	0	0.00	0	0	0.00	0	0	0.00	0	0	0	0.00	0	0	-
8	DOWNEY, Erin	44	72	1.64	29	197	.218	1	0.02	0	6	0.00	1	8	0.18	5	20	25	0.57	1	0	-
10	RENEAU, Christianna	111	331	2.98	161	938	.181	37	0.33	19	17	0.17	45	443	3.99	10	35	45	0.41	6	0	-
12	KRONE, Sandy	93	176	1.89	75	451	.224	32	0.34	10	13	0.11	1	111	1.19	2	40	42	0.45	4	5	-
15	KIRK, Lauren	81	2	0.02	2	10	.000	14	0.17	18	18	0.22	17	183	2.26	0	0	0	0.00	0	1	-
19	REILLY, Kiera	1	0	0.00	0	0	.000	0	0.00	0	0	0.00	0	0	0.00	0	0	0	0.00	0	0	-
21	WALSH, K.C.	111	82	0.74	20	223	.278	1040	9.37	6	10	0.05	0	198	1.78	2	28	30	0.27	0	29	-
22	LOOK, Michelle	74	0	0.00	3	7	-.429	31	0.42	14	22	0.19	25	313	4.23	0	0	0	0.00	1	0	-
23	MOTTON, Jania	21	50	2.38	18	113	.283	1	0.05	0	1	0.00	1	7	0.33	3	14	17	0.81	6	0	-
24	HUGHES, Heather	113	374	3.31	136	1007	.236	474	4.19	29	40	0.26	27	282	2.50	7	36	43	0.38	10	10	-
25	HOUSEMAN, Krista	73	180	2.47	47	369	.360	5	0.07	0	0	0.00	1	15	0.21	14	31	45	0.62	7	1	-
LOYOLA MARYMOUN		113	1847	16.35	701	4836	.237	1683	14.89	135	202	1.19	163	2090	18.50	83	333	249.5	2.21	54	49	-
Opponents		113	1689	14.95	707	4887	.201	1518	13.43	163	236	1.44	133	1910	16.90	70	432	286.0	2.53	87	50	-

Team Statistics	LMU	OPP
ATTACK		
Kills	1847	1689
Errors	701	707
Total Attacks	4836	4887
Attack Pct	.237	.201
Kills/Set	16.3	14.9
SET		
Assists	1683	1518
Attempts	3519	3362
Assist Pct	.478	.452
Assists/Set	14.9	13.4
SERVE		
Aces	135	163
Errors	202	236
Attempts	3012	2873
Serve Pct	.933	.918
Aces/Set	1.2	1.4
SERVE RECEPTIONS		
Errors	163	133
Errors/Set	1.4	1.2
Attempts	2500	2675
Reception Pct	.935	.950
DEFENSE		
Digs	2090	1910
Digs/Set	18.5	16.9
BLOCKING		
Block Solo	83	70
Block Assist	333	432
Total Blocks	249.5	286.0
Blocks/Set	2.2	2.5
Block Errors	54	87
Ball handling errors	49	50
ATTENDANCE		
Total	7851	20027
Dates/Avg Per Date	12/654	14/1430
Neutral site #/Avg	4/139	
Current win streak	0	-
Home win streak	0	-

Date	Opponent	Score	Score by set	Att.
#Sep 02	NORTHEASTERN	w 3-0	30-23,30-26,30-15	652
#Sep 03	COASTAL CAROLINA	w 3-0	30-18,30-12,30-27	204
#Sep 03	IDAHO	w 3-1	30-20,28-30,30-26,30-22	671
@Sep 09	vs Columbia	w 3-0	30-26,30-23,30-24	89
@Sep 10	vs Nevada	w 3-1	26-30,30-16,31-29,36-34	132
@Sept 10	at Sacramento State	L 1-3	27-30,22-30,30-28,24-30	321
Sep 13	SAN DIEGO STATE	w 3-0	34-32,30-26,30-21	368
\$Sep 16	vs Southern Methodist	w 3-2	30-24,26-30,22-30,30-19,15-11	123
\$Sep 17	at Cal State Fullerton	w 3-2	27-30,30-20,16-30,30-17,15-12	273
\$Sep 17	vs San Jose State	w 3-2	25-30,30-17,30-19,24-30,15-13	212
Sep 20	at Cal State Northridge	w 3-0	30-20,30-24,30-27	112
Sep 23	at #9 Hawaii	w 3-2	30-26,26-30,31-29,23-30,15-13	6571
Sep 24	at #9 Hawaii	L 0-3	17-30,29-31,25-30	7441
*Sep 30	#15 SANTA CLARA	L 1-3	22-30,22-30,30-22,23-30	869
*Oct 01	#12 SAN DIEGO	L 2-3	30-27,25-30,30-26,26-30,6-15	807
*Oct 07	at Saint Mary's	L 2-3	27-30,30-28,24-30,30-25,13-15	533
*Oct 08	at San Francisco	w 3-0	30-27,30-21,30-24	326
*Oct 14	at Pepperdine	L 0-3	20-30,27-30,21-30	978
Oct 18	at UC Irvine	w 3-0	30-20,30-22,30-25	179
*Oct 21	GONZAGA	w 3-0	30-25,30-25,30-15	711
*Oct 22	PORTLAND	w 3-0	30-23,30-25,30-26	704
*Oct 28	at #20 San Diego	w 3-2	19-30,30-19,26-30,30-15,15-9	532
*Oct 29	at #12 Santa Clara	L 1-3	28-30,29-31,30-27,16-30	1011
*Nov 04	SAN FRANCISCO	w 3-0	30-24,30-27,30-25	591
*Nov 05	SAINT MARY'S	w 3-1	30-26,37-39,31-29,40-38	617
*Nov 11	PEPPERDINE	L 1-3	23-30,30-12,25-30,27-30	1023
*Nov 17	at Portland	L 0-3	26-30,22-30,19-30	108
*Nov 19	at Gonzaga	w 3-1	30-23,18-30,30-24,30-18	392
Nov 22	UC SANTA BARBARA	L 1-3	24-30,30-16,26-30,26-30	634
%Dec 02	at Utah	L 0-3	10-30,22-30,20-30	1250

- LMU Four Points Sheraton LAX Classic - Los Angeles, Calif.

@ - Sacramento State Invitational - Sacramento, Calif.

\$ - Fullerton Classic - Fullerton, Calif.

% - NCAA First Round - Salt Lake City, Utah

Record in 3-set matches:10-4 • Record in 4-set matches:4-5 • Record in 5-set matches:5-2



2006 Loyola Marymount Volleyball
 Loyola Marymount Combined Team Statistics (as of May 26, 2016)
All matches



Overall record: 19-12 Conf: 5-9 Home: 12-5 Away: 3-7 Neutral: 4-0

#	Player	sp	Attack				Set		Serve			Dig			Blocking					points		
			k	k/s	e	ta	pct	a	a/s	sa	se	sa/s	re	dig	dig/s	bs	ba	total	blk/s		be	bhe
1	MOGER, Tina	8	1	0.12	0	2	.500	0	0.00	0	1	0.00	0	7	0.88	0	1	1	0.12	0	0	-
3	KIRK, Lauren	104	5	0.05	1	12	.333	20	0.19	18	23	0.17	28	232	2.23	0	1	1	0.01	1	0	-
4	DUTRO, Ashley	107	65	0.61	19	186	.247	1104	10.32	21	18	0.20	1	252	2.36	1	11	12	0.11	3	21	-
5	SVORINICH, Catherine	77	1	0.01	4	11	-.273	74	0.96	14	27	0.18	5	118	1.53	0	1	1	0.01	0	0	-
6	DAY, Emily	104	340	3.27	175	949	.174	16	0.15	40	63	0.38	17	298	2.87	20	20	40	0.38	3	2	-
7	DOWNEY, Erin	21	16	0.76	9	43	.163	2	0.10	1	0	0.05	0	3	0.14	2	3	5	0.24	0	0	-
8	NASH, Megan	88	104	1.18	32	260	.277	18	0.20	2	10	0.02	11	150	1.70	8	24	32	0.36	13	1	-
10	RENEAU, Christianna	113	445	3.94	196	1108	.225	27	0.24	20	27	0.18	23	347	3.07	13	30	43	0.38	9	0	-
11	WALSH, K.C.	48	26	0.54	9	81	.210	266	5.54	2	2	0.04	1	50	1.04	1	15	16	0.33	0	10	-
12	KRONE, Sandy	113	257	2.27	72	641	.289	45	0.40	17	16	0.15	3	215	1.90	19	46	65	0.58	11	3	-
15	BANAU, Lindsay	7	2	0.29	1	9	.111	1	0.14	0	0	0.00	0	0	0.00	0	5	5	0.71	0	1	-
19	REILLY, Kiera	30	1	0.03	0	1	1.000	0	0.00	8	7	0.27	1	3	0.10	0	0	0	0.00	0	0	-
21	KELLY, Morgan	12	6	0.50	6	24	.000	0	0.00	0	2	0.00	1	8	0.67	0	2	2	0.17	0	0	-
23	MOTTON, Jania	73	137	1.88	48	338	.263	10	0.14	0	1	0.00	1	18	0.25	20	32	52	0.71	16	1	-
24	HUGHES, Heather	113	462	4.09	182	1179	.237	111	0.98	56	48	0.50	42	370	3.27	6	33	39	0.35	6	3	-
LOYOLA MARYMOUN		113	1868	16.53	754	4844	.230	1694	14.99	199	245	1.76	148	2071	18.33	90	224	202.0	1.79	62	42	-
Opponents		113	1582	14.00	662	4651	.198	1407	12.45	150	264	1.33	198	1808	16.00	107	416	315.0	2.79	88	62	-

Team Statistics	LMU	OPP
ATTACK		
Kills	1868	1582
Errors	754	662
Total Attacks	4844	4651
Attack Pct	.230	.198
Kills/Set	16.5	14.0
SET		
Assists	1694	1407
Attempts	4212	4027
Assist Pct	.402	.349
Assists/Set	15.0	12.5
SERVE		
Aces	199	150
Errors	245	264
Attempts	3131	2869
Serve Pct	.922	.908
Aces/Set	1.8	1.3
SERVE RECEPTIONS		
Errors	148	198
Errors/Set	1.3	1.8
Attempts	2541	2799
Reception Pct	.942	.929
DEFENSE		
Digs	2071	1808
Digs/Set	18.3	16.0
BLOCKING		
Block Solo	90	107
Block Assist	224	416
Total Blocks	202.0	315.0
Blocks/Set	1.8	2.8
Block Errors	62	88
Ball handling errors	42	62
ATTENDANCE		
Total	9010	4670
Dates/Avg Per Date	17/530	10/467
Neutral site #/Avg	4/242	
Current win streak	2	-
Home win streak	2	-

Date	Opponent	Score	Score by set	Att.
#Aug 25	vs Utah Valley State	w 3-1	30-28,28-30,30-26,30-24	254
#Aug 26	at Arizona State	L 0-3	26-30,27-30,25-30	274
#Aug 26	vs Northeastern	w 3-0	30-25,30-21,30-12	278
@Sep 01	#11 TENNESSEE	L 1-3	30-14,29-31,27-30,25-30	712
@Sep 02	FRESNO STATE	w 3-0	30-15,30-20,30-26	307
@Sep 02	NORTH CAROLINA	w 3-1	26-30,30-24,30-27,30-28	586
Sep 05	CAL STATE FULLERTON	w 3-0	34-32,31-29,30-22	379
\$Sep 08	UC IRVINE	w 3-1	28-30,30-21,30-18,30-23	617
\$Sep 09	NEVADA	w 3-0	30-25,30-18,30-16	583
\$Sep 09	SOUTHERN METHODIST	w 3-0	30-18,30-20,30-26	378
%Sep 15	vs Jacksonville	w 3-1	30-19,30-21,20-30,30-23	328
%Sep 16	vs Florida A&M	w 3-0	30-21,30-19,30-19	110
%Sep 16	at Miami	w 3-0	31-29,30-27,30-24	456
Sep 20	UC IRVINE	w 3-1	30-26,27-30,30-23,30-14	489
Sep 26	at UC Santa Barbara	L 2-3	27-30,32-30,28-30,30-24,11-15	732
*Sep 28	PORTLAND	w 3-0	30-23,30-22,30-16	517
*Sep 30	GONZAGA	w 3-0	30-18,30-21,30-25	611
*Oct 05	at #12 Santa Clara	w 3-0	30-20,30-25,30-25	589
*Oct 07	at #22 San Diego	L 1-3	25-30,25-30,30-27,27-30	350
*Oct 12	SAINT MARY'S	L 2-3	30-25,27-30,32-30,30-32,8-15	411
*Oct 14	SAN FRANCISCO	L 1-3	30-21,27-30,23-30,21-30	434
*Oct 19	PEPPERDINE	w 3-0	32-30,30-28,30-27	1009
*Oct 26	at Gonzaga	L 2-3	30-26,26-30,30-22,24-30,14-16	391
*Oct 28	at Portland	w 3-1	30-24,30-23,24-30,30-26	93
*Nov 02	#15 SAN DIEGO	L 2-3	30-28,20-30,31-29,31-33,10-15	603
*Nov 04	#20 SANTA CLARA	L 2-3	30-26,32-30,25-30,23-30,14-16	636
*Nov 09	at San Francisco	L 0-3	26-30,19-30,25-30	605
*Nov 11	at Saint Mary's	L 0-3	31-33,16-30,26-30	684
*Nov 16	at #25 Pepperdine	L 0-3	21-30,24-30,28-30	496
Nov 21	CAL STATE NORTHRIDGE	w 3-1	30-18,30-26,24-30,30-22	314
Nov 25	DAYTON	w 3-0	30-25,30-27,30-22	424

- Hilton Phoenix/East Mesa Sun Devil Classic - Tempe, Ariz.
 @ - LMU-USC Hilton LAX Invitational - Los Angeles, Calif.
 \$ - LMU Four Points Sheraton LAX Classic - Los Angeles, Calif.
 % - Hurricane Invitational - Miami, Fla.

Record in 3-set matches:12-4 • Record in 4-set matches:7-3 • Record in 5-set matches:0-5



2007 Loyola Marymount Volleyball
Loyola Marymount Combined Team Statistics (as of May 26, 2016)
All matches



RECORD:	OVERALL	HOME	AWAY	NEUTRAL
ALL GAMES	16-13	9-4	5-8	2-1
CONFERENCE	8-6	5-2	3-4	0-0
NON-CONFERENCE	8-7	4-2	2-4	2-1

#	Player	sp	Attack				Set		Serve			Dig			Blocking					points		
			k	k/s	e	ta	pct	a	a/s	sa	se	sa/s	re	dig	dig/s	bs	ba	total	blk/s		be	bhe
1	MOGER, Tina	17	0	0.00	0	1	.000	2	0.12	2	7	0.12	0	2	0.12	0	0	0	0.00	0	0	2.0
3	KIRK, Lauren	101	2	0.02	1	6	.167	9	0.09	10	17	0.10	11	90	0.89	0	0	0	0.00	0	0	12.0
4	DUTRO, Ashley	9	2	0.22	0	4	.500	46	5.11	0	1	0.00	0	10	1.11	0	3	3	0.33	0	0	3.5
5	LEONARD, Whitney	94	5	0.05	1	20	.200	46	0.49	6	19	0.06	24	426	4.53	0	0	0	0.00	0	0	11.0
6	DAY, Emily	107	428	4.00	197	1142	.202	35	0.33	36	81	0.34	15	344	3.21	20	68	88	0.82	8	0	518.0
7	DOWNEY, Erin	69	85	1.23	33	244	.213	7	0.10	1	4	0.01	0	19	0.28	7	39	46	0.67	2	0	112.5
10	RENEAU, Christianna	106	324	3.06	147	897	.197	34	0.32	18	21	0.17	17	366	3.45	8	34	42	0.40	11	1	367.0
11	HORTON, Renee	108	110	1.02	42	311	.219	1318	12.20	19	40	0.18	0	234	2.17	1	27	28	0.26	10	17	143.5
12	McENTEE, Liberty	53	0	0.00	0	0	.000	1	0.02	5	13	0.09	0	30	0.57	0	0	0	0.00	0	0	5.0
13	STEHLLING, Becky	89	126	1.42	30	298	.322	2	0.02	0	1	0.00	0	12	0.13	8	64	72	0.81	16	0	166.0
15	BANAS, Lindsay	29	20	0.69	13	60	.117	0	0.00	0	0	0.00	0	3	0.10	2	20	22	0.76	0	0	32.0
21	KELLY, Morgan	14	1	0.07	0	1	1.000	0	0.00	1	6	0.07	0	1	0.07	0	0	0	0.00	0	0	2.0
23	MOTTON, Jania	83	128	1.54	53	319	.235	4	0.05	0	0	0.00	0	15	0.18	19	43	62	0.75	19	1	168.5
24	HUGHES, Heather	108	540	5.00	196	1382	.249	108	1.00	31	39	0.29	30	341	3.16	11	36	47	0.44	12	2	600.0
TEAM		-	-	-	-	-	-	-	-	-	-	-	6	-	-	-	-	-	-	-	-	-
LOYOLA MARYMOUN		108	1771	16.40	713	4685	.226	1612	14.93	130	250	1.20	103	1893	17.53	76	334	243.0	2.25	78	21	2144.0
Opponents		108	1649	15.27	675	4548	.214	1510	13.98	103	269	0.95	128	1844	17.07	101	416	309.0	2.86	91	63	2061.0

Team Statistics	LMU	OPP
ATTACK		
Kills	1771	1649
Errors	713	675
Total Attacks	4685	4548
Attack Pct	.226	.214
Kills/Set	16.4	15.3
SET		
Assists	1612	1510
Attempts	4378	4347
Assist Pct	.368	.347
Assists/Set	14.9	14.0
SERVE		
Aces	130	103
Errors	250	269
Attempts	2961	2801
Serve Pct	.916	.904
Aces/Set	1.2	1.0
SERVE RECEPTIONS		
Errors	103	128
Errors/Set	1.0	1.2
Attempts	2510	2600
Reception Pct	.959	.951
DEFENSE		
Digs	1893	1844
Digs/Set	17.5	17.1
BLOCKING		
Block Solo	76	101
Block Assist	334	416
Total Blocks	243.0	309.0
Blocks/Set	2.2	2.9
Block Errors	78	91
Ball handling errors	21	63
ATTENDANCE		
Total	8116	16840
Dates/Avg Per Date	13/624	13/1295
Neutral site #/Avg	3/140	
Current win streak	0	-
Home win streak	4	-

Date	Opponent	Score	Score by set	Att.
#Aug 24	vs St. John's	L 0-3	23-30,19-30,23-30	0
#Aug 25	vs Michigan State	w 3-1	30-27,25-30,33-31,30-26	225
#Aug 25	at #6 USC	L 0-3	21-30,30-32,18-30	500
@Aug 31	NORTHWESTERN	w 3-0	30-26,30-22,30-25	454
@Sep 01	UC SANTA BARBARA	w 3-0	30-28,30-22,32-30	402
@Sep 01	UNLV	L 1-3	30-32,32-34,30-16,28-30	909
Sep 04	at UC Irvine	w 3-2	30-21,27-30,25-30,30-20,15-9	253
\$Sep 07	TULANE	w 3-1	30-17,29-31,30-21,31-29	564
\$Sep 08	COLUMBIA	w 3-0	30-18,30-18,30-10	393
\$Sep 08	#10 WISCONSIN	L 2-3	30-21,24-30,23-30,30-27,13-15	619
%Sep 13	at Pacific	L 1-3	30-23,25-30,27-30,26-30	902
%Sep 14	vs Oregon State	w 3-2	24-30,30-21,28-30,30-23,15-13	195
Sep 25	at Cal State Fullerton	w 3-0	30-21,30-23,30-28	235
*Sep 29	at Pepperdine	L 1-3	30-18,23-30,26-30,25-30	610
*Oct 04	at Portland	w 3-0	30-27,30-21,30-20	134
*10/6/07	at Gonzaga	L 1-3	31-33,31-33,30-28,24-30	321
*Oct 11	SAN FRANCISCO	w 3-1	30-22,25-30,30-25,30-24	613
*Oct 13	#17 SAN DIEGO	L 1-3	32-34,19-30,30-24,23-30	774
*Oct 18	at Saint Mary's	w 3-0	30-18,31-29,31-29	302
*Oct 20	at Santa Clara	L 0-3	25-30,22-30,24-30	721
*Oct 27	PEPPERDINE	L 0-3	31-33,28-30,29-31	837
*Nov 01	GONZAGA	w 3-2	27-30,31-29,27-30,30-22,15-13	550
*Nov 03	PORTLAND	w 3-0	30-12,30-20,30-22	703
*Nov 08	at #19 San Diego	L 2-3	26-30,29-31,30-22,30-21,13-15	306
*Nov 10	at San Francisco	w 3-1	26-30,30-23,30-21,30-27	147
*Nov 15	SANTA CLARA	w 3-0	30-28,30-24,30-21	585
*Nov 17	SAINT MARY'S	w 3-1	30-26,30-23,27-30,30-25	713
Nov 20	at #11 Hawaii	L 1-3	30-27,28-30,24-30,17-30	5812
Nov 21	at #11 Hawaii	L 0-3	22-30,24-30,27-30	6597

- USC Trojan Invite - Los Angeles, Calif.
 @ - LMU Four Points Sheraton LAX Classic - Los Angeles, Calif.
 \$ - LMU Hilton LAX Invitational - Los Angeles, Calif.
 % - ASICS Tournament - Stockton, Calif.

Record in 3-set matches: 8-5
 Record in 4-set matches: 5-6
 Record in 5-set matches: 3-2



2008 Loyola Marymount Volleyball Loyola Marymount Combined Team Statistics (as of May 26, 2016) All matches



Overall record: 13-17 Conf: 3-11 Home: 8-9 Away: 1-8 Neutral: 4-0

#	Player	sp	Attack				pct	Set		Serve			Dig		Blocking					points		
			k	k/s	e	ta		a	a/s	sa	se	sa/s	re	dig	dig/s	bs	ba	total	blk/s		be	bhe
1	DeGRANDMONT, Laur	93	0	0.00	0	4	.000	16	0.17	4	16	0.04	10	146	1.57	0	1	1	0.01	0	1	4.5
3	KIRK, Lauren	99	2	0.02	0	13	.154	32	0.32	12	12	0.12	19	189	1.91	0	0	0	0.00	1	0	14.0
4	SCHOLTZ, Christa	31	1	0.03	1	3	.000	6	0.19	0	0	0.00	2	42	1.35	0	0	0	0.00	0	1	1.0
5	LEONARD, Whitney	41	0	0.00	2	11	-.182	12	0.29	2	5	0.05	15	130	3.17	0	0	0	0.00	0	0	2.0
6	DAY, Emily	112	484	4.32	207	1303	.213	29	0.26	28	55	0.25	21	326	2.91	23	44	67	0.60	6	0	557.0
7	DOWNEY, Erin	90	133	1.48	44	323	.276	4	0.04	1	0	0.01	0	15	0.17	10	49	59	0.66	3	0	168.5
8	NASH, Megan	92	125	1.36	32	336	.277	18	0.20	3	9	0.03	7	86	0.93	6	50	56	0.61	7	1	159.0
11	HORTON, Renee	106	59	0.56	28	166	.187	989	9.33	17	25	0.16	0	155	1.46	5	40	45	0.42	6	18	101.0
12	COVINGTON, Ariana	112	310	2.77	134	876	.201	7	0.06	9	33	0.08	13	135	1.21	5	18	23	0.21	6	0	333.0
13	STEHING, Becky	112	277	2.47	57	596	.369	9	0.08	22	29	0.20	2	49	0.44	26	52	78	0.70	21	0	351.0
15	BANAS, Lindsay	12	5	0.42	1	13	.308	1	0.08	0	0	0.00	0	2	0.17	0	4	4	0.33	0	0	7.0
17	CHEEK, Emily	38	37	0.97	24	117	.111	5	0.13	1	4	0.03	1	12	0.32	3	7	10	0.26	5	0	44.5
19	YOUNG, Alesha	46	7	0.15	1	19	.316	167	3.63	5	4	0.11	0	67	1.46	0	2	2	0.04	1	5	13.0
20	HIROMOTO, Diana	51	0	0.00	1	1	-1.000	15	0.29	20	14	0.39	7	118	2.31	0	0	0	0.00	0	0	20.0
23	RANKINS, Jasmine	33	15	0.45	24	78	-.115	9	0.27	1	7	0.03	1	29	0.88	1	7	8	0.24	1	0	20.5
LOYOLA MARYMOUN		112	1455	12.99	556	3859	.233	1319	11.78	125	213	1.12	102	1501	13.40	79	274	216.0	1.93	57	26	1796.0
Opponents		112	1499	13.38	614	3882	.228	1378	12.30	103	202	0.92	125	1574	14.05	91	256	219.0	1.96	66	32	1821.0

Team Statistics	LMU	OPP
ATTACK		
Kills	1455	1499
Errors	556	614
Total Attacks	3859	3882
Attack Pct	.233	.228
Kills/Set	13.0	13.4
SET		
Assists	1319	1378
Attempts	3628	3701
Assist Pct	.364	.372
Assists/Set	11.8	12.3
SERVE		
Aces	125	103
Errors	213	202
Attempts	2473	2428
Serve Pct	.914	.917
Aces/Set	1.1	0.9
SERVE RECEPTIONS		
Errors	102	125
Errors/Set	0.9	1.1
Attempts	2197	2238
Reception Pct	.954	.944
DEFENSE		
Digs	1501	1574
Digs/Set	13.4	14.1
BLOCKING		
Block Solo	79	91
Block Assist	274	256
Total Blocks	216.0	219.0
Blocks/Set	1.9	2.0
Block Errors	57	66
Ball handling errors	26	32
ATTENDANCE		
Total	6067	4301
Dates/Avg Per Date	17/357	9/478
Neutral site #/Avg	4/76	
Current win streak	0	-
Home win streak	0	-

Date	Opponent	Score	Score by set	Att.
#Aug 29	vs Idaho State	w 3-1	25-13,23-25,25-18,25-20	75
#Aug 30	vs Central Arkansas	w 3-0	25-22,25-21,25-20	75
#Aug 30	at New Mexico	L 0-3	22-25,16-25,22-25	915
@Sep 05	vs Lipscomb	w 3-1	25-19,25-20,23-25,25-19	85
@Sep 06	at #15 Middle Tennessee	L 0-3	19-25,22-25,15-25	692
@Sep 06	vs Appalachian State	w 3-1	25-17,24-26,25-18,25-22	71
Sep 10	OHIO STATE	L 1-3	25-23,21-25,19-25,18-25	512
\$Sep 12	PITTSBURGH	w 3-0	25-18,25-13,25-19	364
\$Sep 13	SAN JOSE STATE	w 3-1	17-25,25-22,25-15,25-14	276
\$Sep 13	UC IRVINE	w 3-0	25-21,25-19,25-19	326
Sep 16	UC SANTA BARBARA	w 3-1	25-15,17-25,25-16,25-22	462
%Sep 19	UC RIVERSIDE	w 3-1	26-28,25-20,25-14,25-13	487
%Sep 20	ARIZONA	L 0-3	19-25,19-25,19-25	384
Sep 26	CS BAKERSFIELD	w 3-0	25-9,25-21,25-13	356
*Oct 02	at #23 Santa Clara	L 1-3	25-17,20-25,19-25,20-25	419
*Oct 04	at Saint Mary's	L 1-3	17-25,25-18,19-25,13-25	204
*Oct 11	#17 PEPPERDINE	L 1-3	23-25,19-25,27-25,16-25	602
*Oct 16	PORTLAND	w 3-0	25-18,25-22,25-19	301
*Oct 18	GONZAGA	w 3-1	25-20,24-26,25-15,25-20	325
*Oct 23	at San Francisco	L 0-3	19-25,18-25,18-25	513
*Oct 25	at #17 San Diego	L 0-3	17-25,17-25,18-25	367
*Oct 30	SAINT MARY'S	L 2-3	25-22,25-23,18-25,21-25,12-15	150
*Nov 01	#24 SANTA CLARA	L 1-3	21-25,26-28,25-19,18-25	179
*Nov 06	at #23 Pepperdine	L 0-3	13-25,21-25,13-25	382
*Nov 13	at Gonzaga	L 2-3	23-25,25-15,25-18,19-25,15-17	620
*Nov 15	at Portland	w 3-1	23-25,25-17,25-17,25-22	189
*Nov 20	#17 SAN DIEGO	L 0-3	19-25,22-25,24-26	342
*Nov 22	#25 SAN FRANCISCO	L 2-3	16-25,21-25,25-23,25-20,11-15	413
Nov 25	CAL STATE FULLERTON	L 1-3	25-18,24-26,23-25,24-26	276
Nov 29	YALE	L 2-3	21-25,25-18,30-28,19-25,10-15	312

- New Mexico Tournament - Albuquerque, N.M.

@ - Middle Tennessee Tournament - Murfreesboro, Tenn.

\$ - Four Points Sheraton LAX/LMU Classic - Burns Rec Center

% - LMU Tournament - Los Angeles, Calif.

Record in 3-set matches:5-7 • Record in 4-set matches:8-6 • Record in 5-set matches:0-4



**2009 Loyola Marymount Volleyball
LMU Combined Team Statistics (as of May 26, 2016)
All matches**



RECORD:	OVERALL	HOME	AWAY	NEUTRAL
ALL GAMES	12-17	6-5	2-10	4-2
CONFERENCE	3-11	3-4	0-7	0-0
NON-CONFERENCE	9-6	3-1	2-3	4-2

#	Player	sp	Attack				Set		Serve			Dig			Blocking					points		
			k	k/s	e	ta	pct	a	a/s	sa	se	sa/s	re	dig	dig/s	bs	ba	total	blk/s		be	bhe
1	DeGRANDMONT, Laur	101	1	0.01	1	6	.000	30	0.30	9	16	0.09	19	248	2.46	0	0	0	0.00	0	0	10.0
3	CROUSE, Kenna	92	192	2.09	88	495	.210	13	0.14	13	31	0.14	3	37	0.40	2	39	41	0.45	6	0	226.5
6	LAWLER, Katie	38	0	0.00	2	3	-.667	4	0.11	2	6	0.05	5	39	1.03	0	0	0	0.00	0	1	2.0
7	CHEEK, Emily	16	7	0.44	14	49	-.143	2	0.12	0	0	0.00	0	4	0.25	0	4	4	0.25	1	1	9.0
8	NASH, Megan	103	88	0.85	18	248	.282	32	0.31	2	3	0.02	10	104	1.01	15	48	63	0.61	9	3	129.0
10	YOUNG, Alesha	93	55	0.59	8	123	.382	778	8.37	12	14	0.13	2	234	2.52	1	11	12	0.13	5	9	73.5
11	BAILEY, Olivia	41	22	0.54	9	56	.232	161	3.93	4	7	0.10	2	45	1.10	0	9	9	0.22	2	2	30.5
12	COVINGTON, Ariana	95	274	2.88	114	814	.197	43	0.45	21	53	0.22	21	208	2.19	3	32	35	0.37	7	1	314.0
13	STEHLING, Becky	105	222	2.11	67	496	.312	8	0.08	13	20	0.12	2	41	0.39	11	59	70	0.67	11	1	275.5
15	RANKINS, Jasmine	75	61	0.81	37	223	.108	15	0.20	6	9	0.08	15	84	1.12	2	6	8	0.11	0	0	72.0
20	HIROMOTO, Diana	64	1	0.02	0	4	.250	11	0.17	7	7	0.11	13	84	1.31	0	0	0	0.00	0	1	8.0
22	BERGSMA, Alaina	93	416	4.47	179	1092	.217	24	0.26	37	49	0.40	17	208	2.24	17	34	51	0.55	4	1	487.0
23	LANE, Nikki	14	2	0.14	1	11	.091	118	8.43	2	3	0.14	1	22	1.57	0	7	7	0.50	2	2	7.5
24	ARRIOLA, Felicia	61	28	0.46	19	111	.081	16	0.26	3	7	0.05	14	165	2.70	2	4	6	0.10	3	0	35.0
	TEAM	-	-	-	-	-	-	-	-	-	-	-	5	-	-	-	-	-	-	-	-	-
	LMU	106	1369	12.92	557	3731	.218	1255	11.84	131	228	1.24	129	1523	14.37	53	253	179.5	1.69	50	22	1679.5
	Opponents	106	1344	12.68	491	3608	.236	1226	11.57	129	190	1.22	131	1526	14.40	56	346	229.0	2.16	41	26	1702.0

Team Statistics	LMU	OPP	Date	Opponent	Score	Score by set	Att.
ATTACK			#Aug 28	vs Grambling State	w 3-0	25-15,25-15,25-18	100
Kills	1369	1344	#Aug 29	vs Arkansas	w 3-0	25-16,25-14,25-19	100
Errors	557	491	#Aug 29	at TCU	w 3-1	25-18,25-23,16-25,25-16	907
Total Attacks	3731	3608	@Sep 4	vs Idaho	L 2-3	22-25,22-25,25-15,25-21,13-15	320
Attack Pct	.218	.236	@Sep 5	vs #9 UCLA	L 0-3	22-25,23-25,14-25	835
Kills/Set	12.9	12.7	@Sep 5	at UNLV	w 3-0	25-18,25-16,25-22	835
SET			\$Sep 11	HOUSTON	w 3-2	28-26,23-25,25-23,19-25,15-9	303
Assists	1255	1226	\$Sep 12	BOISE STATE	w 3-1	22-25,25-18,25-15,25-21	302
Attempts	3403	3360	\$Sep 12	#20 UC IRVINE	L 1-3	28-26,18-25,14-25,21-25	425
Assist Pct	.369	.365	Sep 15	CAL STATE NORTHRIDGE	w 3-2	22-25,25-12,25-16,21-25,15-11	432
Assists/Set	11.8	11.6	%Sep 18	vs Nevada	w 3-0	25-13,25-22,25-23	50
SERVE			%Sep 18	vs CS Bakersfield	w 3-0	25-22,25-11,26-24	102
Aces	131	129	%Sep 19	at Pacific	L 0-3	17-25,22-25,27-29	1155
Errors	228	190	Sep 22	at UC Santa Barbara	L 0-3	21-25,15-25,19-25	278
Attempts	2253	2317	*Oct 01	#20 SAN DIEGO	L 2-3	23-25,25-16,18-25,25-19,9-15	251
Serve Pct	.899	.918	*Oct 03	SAINT MARY'S	L 0-3	21-25,11-25,30-32	410
Aces/Set	1.2	1.2	*Oct 08	at Portland	L 2-3	20-25,25-19,19-25,25-18,14-16	397
SERVE RECEPTIONS			*Oct 10	at Gonzaga	L 0-3	21-25,21-25,21-25	368
Errors	129	131	*Oct 17	at Pepperdine	L 0-3	13-25,14-25,18-25	585
Errors/Set	1.2	1.2	*Oct 22	SANTA CLARA	L 1-3	26-28,19-25,26-24,17-25	478
Attempts	2094	2001	*Oct 24	SAN FRANCISCO	w 3-1	21-25,25-20,25-12,25-23	469
Reception Pct	.938	.935	*Oct 29	at Saint Mary's	L 0-3	14-25,17-25,18-25	435
DEFENSE			*Oct 31	at #19 San Diego	L 0-3	16-25,17-25,21-25	205
Digs	1523	1526	*Nov 05	GONZAGA	w 3-2	24-26,25-9,17-25,25-23,15-10	362
Digs/Set	14.4	14.4	*Nov 07	PORTLAND	w 3-0	25-19,26-24,28-26	417
BLOCKING			*Nov 13	PEPPERDINE	L 1-3	19-25,19-25,25-23,11-25	634
Block Solo	53	56	*Nov 19	at San Francisco	L 0-3	15-25,22-25,22-25	205
Block Assist	253	346	*Nov 21	at Santa Clara	L 1-3	10-25,19-25,25-19,13-25	463
Total Blocks	179.5	229.0	Nov 28	at Long Beach State	L 0-3	15-25,17-25,11-25	1161
Blocks/Set	1.7	2.2					
Block Errors	50	41					
Ball handling errors	22	26					
ATTENDANCE							
Total	4483	6994					
Dates/Avg Per Date	11/408	12/583					
Neutral site #/Avg	6/251						
Current win streak	0	-					
Home win streak	0	-					

- Nike/Molten Invitational - Forth Worth, Texas (1st Place)
 @ - UNLV Tournament - Las Vegas, Nev.
 \$ - Crowne Plaza LAX Tournament - Los Angeles, CA (2nd Place)
 % - Stockton Hilton Invitational - Stockton, Calif.

Record in 3-set matches: 6-10
 Record in 4-set matches: 3-4
 Record in 5-set matches: 3-3



**2010 LMU Volleyball
LMU Combined Team Statistics (as of May 26, 2016)
All matches**



RECORD:	OVERALL	HOME	AWAY	NEUTRAL
ALL GAMES	15-15	5-4	4-9	6-2
CONFERENCE	6-8	4-3	2-5	0-0
NON-CONFERENCE	9-7	1-1	2-4	6-2

#	Player	sp	Attack				Set		Serve			Dig		Blocking					points			
			k	k/s	e	ta	pct	a	a/s	sa	se	sa/s	re	dig	dig/s	bs	ba	total		blk/s	be	bhe
1	DeGRANDMONT, Laur	112	2	0.02	2	9	.000	55	0.49	2	9	0.02	30	324	2.89	0	0	0	0.00	0	3	4.0
3	CROUSE, Kenna	59	84	1.42	36	198	.242	2	0.03	5	14	0.08	1	20	0.34	2	37	39	0.66	4	1	109.5
5	CRAINE, Paige	92	2	0.02	2	7	.000	64	0.70	18	29	0.20	2	36	0.39	0	4	4	0.04	0	1	22.0
6	HENSLEY, Alyse	103	258	2.50	69	651	.290	2	0.02	1	4	0.01	1	35	0.34	3	54	57	0.55	13	1	289.0
7	CHEEK, Emily	29	23	0.79	22	82	.012	1	0.03	1	0	0.03	1	4	0.14	2	10	12	0.41	1	0	31.0
8	NASH, Megan	102	146	1.43	36	375	.293	7	0.07	15	16	0.15	1	60	0.59	6	75	81	0.79	5	0	204.5
12	FERRACO, Alex	5	1	0.20	0	2	.500	1	0.20	0	0	0.00	0	0	0.00	0	0	0	0.00	0	0	1.0
13	STEHLING, Becky	83	133	1.60	58	370	.203	1	0.01	7	18	0.08	2	20	0.24	4	64	68	0.82	9	0	176.0
15	RANKINS, Jasmine	112	425	3.79	180	1202	.204	29	0.26	50	72	0.45	32	262	2.34	12	46	58	0.52	6	1	510.0
17	SCIOSCIA, Taylor	6	1	0.17	0	2	.500	2	0.33	1	1	0.17	0	3	0.50	0	0	0	0.00	0	0	2.0
19	METTER, Betsi	112	20	0.18	14	94	.064	28	0.25	34	48	0.30	22	251	2.24	0	3	3	0.03	0	2	55.5
20	HIROMOTO, Diana	19	0	0.00	0	0	.000	0	0.00	2	1	0.11	3	21	1.11	0	0	0	0.00	0	0	2.0
55	BAILEY, Olivia	108	65	0.60	21	201	.219	1101	10.19	20	44	0.19	3	226	2.09	3	39	42	0.39	6	12	107.5
67	ARRIOLA, Felicia	102	240	2.35	123	709	.165	22	0.22	15	23	0.15	16	233	2.28	3	20	23	0.23	6	0	268.0
	TEAM	-	-	-	-	-	-	-	-	-	-	-	9	-	-	-	-	-	-	-	-	-
	LMU	112	1400	12.50	563	3902	.215	1315	11.74	171	279	1.53	123	1495	13.35	35	352	211.0	1.88	50	21	1782.0
	Opponents	112	1427	12.74	593	3776	.221	1353	12.08	123	210	1.10	171	1602	14.30	62	436	280.0	2.50	67	24	1830.0

Team Statistics	LMU	OPP
ATTACK		
Kills	1400	1427
Errors	563	593
Total Attacks	3902	3776
Attack Pct	.215	.221
Kills/Set	12.5	12.7
SET		
Assists	1315	1353
Attempts	3788	3688
Assist Pct	.347	.367
Assists/Set	11.7	12.1
SERVE		
Aces	171	123
Errors	279	210
Attempts	2421	2439
Serve Pct	.885	.914
Aces/Set	1.5	1.1
SERVE RECEPTIONS		
Errors	123	171
Errors/Set	1.1	1.5
Attempts	2217	2131
Reception Pct	.945	.920
DEFENSE		
Digs	1495	1602
Digs/Set	13.3	14.3
BLOCKING		
Block Solo	35	62
Block Assist	352	436
Total Blocks	211.0	280.0
Blocks/Set	1.9	2.5
Block Errors	50	67
Ball handling errors	21	24
ATTENDANCE		
Total	3822	6197
Dates/Avg Per Date	9/425	13/477
Neutral site #/Avg	8/814	
Current win streak	0	-
Home win streak	0	-

Date	Opponent	Score	Score by set	Att.
#Aug 27	at #10 USC	L 0-3	12-25,18-25,19-25	765
#Aug 28	vs Cal State Fullerton	w 3-2	23-25,17-25,25-17,25-13,22-20	1054
#Aug 28	vs Bucknell	w 3-0	25-17,25-16,25-15	1054
@Sep 3	at Kansas State	L 0-3	21-25,18-25,21-25	763
@Sep 3	vs Georgia Tech	w 3-2	22-25,19-25,28-26,25-23,15-9	1308
@Sep 4	vs Oral Roberts	w 3-0	25-13,25-17,25-11	2830
\$Sep 10	at BYU	L 2-3	25-17,26-28,25-22,22-25,7-15	919
\$Sep 11	vs Wichita State	L 0-3	23-25,19-25,23-25	58
\$Sep 11	vs Houston	L 0-3	19-25,15-25,23-25	49
%Sep 17	at Utah State	L 2-3	16-25,25-18,19-25,25-22,14-16	298
%Sep 17	vs UC Riverside	w 3-0	25-23,25-18,25-17	67
%Sep 18	vs Utah Valley	w 3-1	20-25,25-13,25-16,25-22	94
Sep 21	at Cal State Northridge	w 3-1	25-21,25-27,25-21,25-23	152
Sep 24	#23 LONG BEACH STATE	L 0-3	18-25,16-25,23-25	523
*Sep 30	at Santa Clara	w 3-0	25-22,25-18,25-23	571
*Oct 2	at San Francisco	w 3-1	25-23,23-25,25-14,25-20	242
Oct 8	at UC Irvine	w 3-2	29-27,25-15,23-25,22-25,15-13	692
*Oct 09	PEPPERDINE	L 0-3	14-25,22-25,15-25	642
*Oct 14	PORTLAND	w 3-0	25-15,25-13,25-23	412
*Oct 16	GONZAGA	w 3-0	25-22,25-11,25-22	372
*Oct 21	at #19 San Diego	L 1-3	10-25,15-25,25-23,23-25	309
*Oct 23	at Saint Mary's	L 1-3	21-25,16-25,25-20,19-25	346
*Oct 28	SAN FRANCISCO	w 3-1	25-22,21-25,25-23,25-18	409
*Oct 30	SANTA CLARA	w 3-1	25-21,24-26,25-20,25-15	535
Nov 04	CS BAKERSFIELD	w 3-2	21-25,19-25,25-19,25-20,15-7	202
*Nov 06	at Pepperdine	L 0-3	14-25,19-25,16-25	448
*Nov 11	at Gonzaga	L 1-3	25-22,23-25,23-25,26-28	351
*Nov 13	at Portland	L 0-3	22-25,20-25,16-25	341
*Nov 18	SAINT MARY'S	L 2-3	19-25,22-25,25-21,25-22,8-15	312
*Nov 20	#14 SAN DIEGO	L 0-3	19-25,14-25,14-25	415

- Luxe City Center Trojan Invitational - Los Angeles, Calif.
 @ - Varney's Kansas State Invitational - Manhattan, Kan.
 \$ - BYU Molten Classic - Provo, Utah
 % - Utah State Invitational - Logan, Utah

Record in 3-set matches: 6-9
 Record in 4-set matches: 5-3
 Record in 5-set matches: 4-3



2011 LMU Volleyball
LMU Combined Team Statistics (as of May 26, 2016)
All matches



RECORD:	OVERALL	HOME	AWAY	NEUTRAL
ALL GAMES	14-16	7-5	3-9	4-2
CONFERENCE	7-9	4-4	3-5	0-0
NON-CONFERENCE	7-7	3-1	0-4	4-2

#	Player	sp	Attack					Set		Serve			Dig		Blocking					points		
			k	k/s	e	ta	pct	a	a/s	sa	se	sa/s	re	dig	dig/s	bs	ba	total	blk/s		be	bhe
15	RANKINS, Jasmine	110	345	3.14	149	1036	.189	12	0.11	35	62	0.32	33	248	2.25	7	13	20	0.18	3	0	393.5
5	KEIL, Litara	108	248	2.30	96	633	.240	13	0.12	21	43	0.19	3	72	0.67	20	85	105	0.97	10	1	331.5
6	HENSLEY, Alyse	103	244	2.37	94	704	.213	7	0.07	0	2	0.00	4	65	0.63	3	51	54	0.52	12	2	272.5
3	CROUSE, Kenna	108	183	1.69	88	531	.179	5	0.05	5	20	0.05	1	52	0.48	5	58	63	0.58	6	1	222.0
7	CHEEK, Emily	78	178	2.28	103	516	.145	2	0.03	8	21	0.10	3	52	0.67	16	26	42	0.54	4	1	215.0
11	DeWITT, Caitlin	60	128	2.13	70	370	.157	2	0.03	8	24	0.13	3	31	0.52	3	13	16	0.27	5	1	145.5
55	BAILEY, Olivia	108	53	0.49	18	183	.191	1078	9.98	22	34	0.20	6	223	2.06	3	46	49	0.45	11	4	101.0
4	DIETZ, Alessandra	18	16	0.89	4	33	.364	0	0.00	0	1	0.00	0	4	0.22	0	7	7	0.39	2	0	19.5
8	MAXFELDT, Ashley	20	3	0.15	0	8	.375	82	4.10	4	5	0.20	0	9	0.45	0	3	3	0.15	1	0	8.5
19	METTER, Betsi	110	2	0.02	1	9	.111	69	0.63	42	61	0.38	32	538	4.89	0	0	0	0.00	0	1	44.0
20	HIROMOTO, Diana	104	2	0.02	0	2	1.000	7	0.07	13	33	0.12	7	169	1.62	0	0	0	0.00	0	0	15.0
17	SCIOSCIA, Taylor	4	2	0.50	2	8	.000	0	0.00	0	1	0.00	0	1	0.25	0	1	1	0.25	0	0	2.5
1	DeGRANDMONT, Laur	110	0	0.00	1	3	-.333	18	0.16	0	0	0.00	17	180	1.64	0	0	0	0.00	0	0	0.0
	TEAM	-	-	-	-	-	-	-	-	-	-	-	8	-	-	-	-	-	-	-	-	-
	LMU	110	1404	12.76	626	4036	.193	1295	11.77	158	307	1.44	117	1644	14.95	57	303	208.5	1.90	54	11	1770.5
	Opponents	110	1353	12.30	566	3813	.206	1273	11.57	117	210	1.06	157	1676	15.24	84	412	290.0	2.64	64	18	1760.0

Team Statistics	LMU	OPP
ATTACK		
Kills	1404	1353
Errors	626	566
Total Attacks	4036	3813
Attack Pct	.193	.206
Kills/Set	12.8	12.3
SET		
Assists	1295	1273
Attempts	3883	3664
Assist Pct	.334	.347
Assists/Set	11.8	11.6
SERVE		
Aces	158	117
Errors	307	210
Attempts	2389	2436
Serve Pct	.871	.914
Aces/Set	1.4	1.1
SERVE RECEPTIONS		
Errors	117	157
Errors/Set	1.1	1.4
Attempts	2207	2071
Reception Pct	.947	.924
DEFENSE		
Digs	1644	1676
Digs/Set	14.9	15.2
BLOCKING		
Block Solo	57	84
Block Assist	303	412
Total Blocks	208.5	290.0
Blocks/Set	1.9	2.6
Block Errors	54	64
Ball handling errors	11	18
ATTENDANCE		
Total	4578	5708
Dates/Avg Per Date	12/382	12/476
Neutral site #/Avg	6/332	
Current win streak	0	-
Home win streak	0	-

Date	Opponent	Score	Score by set	Att.
#Aug 26	CAL STATE FULLERTON	w 3-1	25-16,23-25,26-24,25-22	575
#Aug 27	QUINNIPIAC	w 3-0	25-9,25-20,25-23	532
#Aug 27	#11 UCLA	L 0-3	15-25,21-25,18-25	690
@Sept 4	vs Seattle	w 3-0	25-11,25-17,25-19	514
@Sept 4	at Oregon State	L 1-3	21-25,23-25,25-19,21-25	587
@Sept 5	vs CSU Bakersfield	w 3-0	25-15,25-16,25-18	517
\$Sep 09	vs West Virginia	w 3-0	25-15,25-15,25-19	79
\$Sep 10	at Kentucky	L 0-3	14-25,22-25,20-25	210
\$Sep 10	vs Houston	L 0-3	20-25,23-25,20-25	81
%Sep 16	vs UC Riverside	L 0-3	24-26,23-25,23-25	396
%Sep 16	at Pacific	L 0-3	22-25,22-25,13-25	856
%Sep 17	vs San Jose State	w 3-1	23-25,25-22,25-21,25-15	406
*Sep 22	at Gonzaga	w 3-1	28-26,21-25,25-18,26-24	440
*Sep 24	at Portland	w 3-2	23-25,25-21,16-25,25-22,15-12	302
*Sep 29	BYU	L 2-3	23-25,25-19,22-25,27-25,9-15	720
*Oct 01	SAINT MARY'S	w 3-0	25-21,25-23,25-21	283
*Oct 05	#20 PEPPERDINE	L 0-3	11-25,15-25,18-25	817
Oct 07	UC SANTA BARBARA	w 3-2	25-22,20-25,25-21,18-25,19-17	163
*Oct 13	at San Francisco	L 0-3	19-25,15-25,19-25	307
*Oct 15	at #17 San Diego	L 1-3	19-25,20-25,25-23,19-25	207
*Oct 20	at Santa Clara	L 0-3	21-25,18-25,23-25	425
*Oct 22	at Saint Mary's	w 3-2	20-25,25-21,26-24,16-25,19-17	228
*Oct 27	PORTLAND	w 3-0	25-17,25-14,25-23	123
*Oct 29	GONZAGA	w 3-2	25-16,25-23,23-25,22-25,15-9	118
*Nov 03	at BYU	L 2-3	18-25,23-25,25-23,25-14,8-15	1012
*Nov 05	SANTA CLARA	w 3-1	25-18,24-26,25-19,25-19	127
*Nov 10	at #14 Pepperdine	L 0-3	24-26,19-25,21-25	229
*Nov 12	#21 SAN DIEGO	L 1-3	16-25,25-22,21-25,8-25	187
*Nov 19	SAN FRANCISCO	L 1-3	25-23,20-25,21-25,18-25	243
Nov 23	at #23 Long Beach State	L 0-3	21-25,17-25,22-25	905

- Four Points by Sheraton LA Westside Invitational - LMU
 @ - Active Ankle Challenge - Corvallis, Ore.
 \$ - UK Invitational - Lexington, Ky.
 % - Hilton Stockton Invitational - Stockton, Calif.

Record in 3-set matches: 6-10
 Record in 4-set matches: 4-4
 Record in 5-set matches: 4-2



**2012 LMU Volleyball
LMU Combined Team Statistics (as of May 26, 2016)
All matches**



RECORD:	OVERALL	HOME	AWAY	NEUTRAL
ALL GAMES	18-13	9-6	7-4	2-3
CONFERENCE	8-8	4-4	4-4	0-0
NON-CONFERENCE	10-5	5-2	3-0	2-3

#	Player	sp	Attack				Set		Serve			Dig		Blocking					points			
			k	k/s	e	ta	pct	a	a/s	sa	se	sa/s	re	dig	dig/s	bs	ba	total		blk/s	be	bhe
21	LUFT, Kathleen	114	474	4.16	159	1206	.261	10	0.09	13	47	0.11	26	210	1.84	3	48	51	0.45	8	0	514.0
5	KEIL, Litara	114	356	3.12	121	761	.309	22	0.19	34	44	0.30	8	150	1.32	12	106	118	1.04	13	1	455.0
67	ARRIOLA, Felicia	114	271	2.38	123	865	.171	18	0.16	18	14	0.16	22	252	2.21	2	36	38	0.33	6	1	309.0
11	DeWITT, Caitlin	97	225	2.32	101	555	.223	3	0.03	0	1	0.00	0	33	0.34	0	39	39	0.40	14	0	244.5
3	CROUSE, Kenna	105	158	1.50	66	399	.231	2	0.02	0	0	0.00	0	52	0.50	5	82	87	0.83	6	1	204.0
12	MIRABELLO, Amber	28	44	1.57	26	111	.162	1	0.04	0	0	0.00	0	10	0.36	1	6	7	0.25	0	0	48.0
13	TEDROW, Hannah	114	36	0.32	10	102	.255	1088	9.54	28	43	0.25	0	143	1.25	3	70	73	0.64	13	4	102.0
1	SUAAVA, Rachelle	49	12	0.24	8	36	.111	0	0.00	6	10	0.12	0	10	0.20	1	9	10	0.20	2	0	23.5
8	MAXFELDT, Ashley	59	10	0.17	2	20	.400	265	4.49	4	18	0.07	0	68	1.15	0	1	1	0.02	0	4	14.5
32	METTER, Betsi	114	1	0.01	3	8	-.250	71	0.62	40	59	0.35	22	520	4.56	0	0	0	0.00	0	5	41.0
88	SELLECK, Ellie	8	1	0.12	0	2	.500	0	0.00	3	5	0.38	1	18	2.25	0	0	0	0.00	0	0	4.0
24	SCIOSCIA, Taylor	108	1	0.01	1	6	.000	14	0.13	16	53	0.15	10	163	1.51	0	0	0	0.00	0	0	17.0
10	BUSH, Avery	3	0	0.00	0	0	.000	0	0.00	0	1	0.00	0	0	0.00	0	0	0	0.00	0	0	0.0
	TEAM	-	-	-	-	-	-	-	-	-	-	-	10	-	-	-	-	-	-	-	-	-
	LMU	114	1589	13.94	620	4071	.238	1494	13.11	162	295	1.42	99	1629	14.29	27	397	225.5	1.98	62	16	1976.5
	Opponents	114	1334	11.70	600	3816	.192	1268	11.12	99	186	0.87	162	1515	13.29	55	480	295.0	2.59	43	10	1728.0

Team Statistics	LMU	OPP
ATTACK		
Kills	1589	1334
Errors	620	600
Total Attacks	4071	3816
Attack Pct	.238	.192
Kills/Set	13.9	11.7
SET		
Assists	1494	1268
Attempts	3890	3669
Assist Pct	.384	.346
Assists/Set	13.1	11.1
SERVE		
Aces	162	99
Errors	295	186
Attempts	2569	2404
Serve Pct	.885	.923
Aces/Set	1.4	0.9
SERVE RECEPTIONS		
Errors	99	162
Errors/Set	0.9	1.4
Attempts	2213	2268
Reception Pct	.955	.929
DEFENSE		
Digs	1629	1515
Digs/Set	14.3	13.3
BLOCKING		
Block Solo	27	55
Block Assist	397	480
Total Blocks	225.5	295.0
Blocks/Set	2.0	2.6
Block Errors	62	43
Ball handling errors	16	10
ATTENDANCE		
Total	2123	5839
Dates/Avg Per Date	15/142	11/531
Neutral site #/Avg	5/255	-
Current win streak	0	-
Home win streak	4	-

Date	Opponent	Score	Score by set	Att.
#Aug 24	CONNECTICUT	w 3-0	25-16,25-14,25-16	115
#Aug 25	IONA COLLEGE	w 3-0	25-18,25-16,25-14	131
#Aug 25	UC SANTA BARBARA	L 0-3	17-25,23-25,22-25	151
@Aug 31	COLGATE	w 3-1	22-25,25-17,25-14,25-18	68
@Aug 31	UC IRVINE	w 3-0	25-22,25-17,25-20	132
@Sep 01	ARIZONA STATE	L 1-3	27-25,23-25,21-25,18-25	117
\$Sep 07	vs Virginia Tech	L 2-3	19-25,30-28,21-25,25-19,12-15	315
\$Sep 08	at High Point	w 3-1	25-12,25-19,23-25,25-19	240
\$Sep 08	vs George Mason	w 3-0	25-18,25-21,31-29	110
%Sep 14	at Kansas	L 1-3	13-25,23-25,25-21,14-25	0
%Sep 15	at Notre Dame	w 3-1	25-18,25-13,19-25,25-20	739
%Sep 15	vs Xavier	w 3-1	20-25,25-16,25-23,25-23	739
*Sep 20	at Saint Mary's	w 3-0	25-19,26-24,28-26	148
*Sep 22	SAN FRANCISCO	L 2-3	25-21,19-25,19-25,25-12,12-15	136
*Sep 27	#16 SAN DIEGO	L 1-3	25-22,25-27,26-28,21-25	138
Sep 29	CSU BAKERSFIELD	w 3-0	25-14,25-20,25-16	102
*Oct 04	#16 BYU	L 2-3	25-20,25-21,20-25,15-25,8-15	230
*Oct 06	SAINT MARY'S	L 1-3	19-25,18-25,27-25,16-25	102
*Oct 11	SANTA CLARA	w 3-0	25-21,25-22,25-20	114
*Oct 13	at #13 San Diego	L 0-3	17-25,12-25,22-25	365
*Oct 18	at Gonzaga	w 3-0	25-16,25-20,25-21	333
*Oct 20	at Portland	w 3-0	25-18,25-16,25-14	89
*Oct 25	at #23 Pepperdine	L 2-3	30-32,26-28,25-22,25-22,10-15	784
*Oct 27	GONZAGA	w 3-0	25-13,25-13,25-12	118
*Nov 01	PORTLAND	w 3-0	25-22,25-20,25-14	102
*Nov 03	at #17 BYU	L 0-3	24-26,26-28,13-25	1627
*Nov 08	#24 PEPPERDINE	w 3-1	25-14,21-25,25-19,25-22	367
Nov 10	at Cal State Northridge	w 3-2	14-25,18-25,25-22,25-13,16-14	589
*Nov 15	at Santa Clara	w 3-0	25-18,25-19,25-22	625
*Nov 17	at San Francisco	L 2-3	21-25,25-21,22-25,25-14,12-15	300
&Nov 30	vs #17 Western Kentucky	L 0-3	23-25,19-25,17-25	112

- DoubleTree LA Westside @ - LMU/UCI Dual Tourney - LMU
 \$ - High Point University Invitational - High Point, N.C.
 % - University of Notre Dame Invitational - Notre Dame, Ind.
 & - NCAA First Round - Stanford, Calif.

Record in 3-set matches: 12-4
 Record in 4-set matches: 5-4
 Record in 5-set matches: 1-5



2013 LMU Volleyball
LMU Combined Team Statistics (as of May 26, 2016)
All matches



RECORD:	OVERALL	HOME	AWAY	NEUTRAL
ALL GAMES	14-14	11-4	2-9	1-1
CONFERENCE	8-10	7-2	1-8	0-0
NON-CONFERENCE	6-4	4-2	1-1	1-1

#	Player	sp	Attack				Set		Serve			Dig		Blocking					points			
			k	k/s	e	ta	pct	a	a/s	sa	se	sa/s	re	dig	dig/s	bs	ba	total		blk/s	be	bhe
21	LUFT, Kathleen	98	387	3.95	134	997	.254	17	0.17	15	27	0.15	19	160	1.63	2	44	46	0.47	5	1	426.0
5	KEIL, Litara	101	354	3.50	135	787	.278	10	0.10	16	29	0.16	4	70	0.69	4	73	77	0.76	5	0	410.5
67	ARRIOLA, Felicia	100	213	2.13	92	638	.190	21	0.21	26	16	0.26	20	232	2.32	3	13	16	0.16	5	1	248.5
12	MIRABELLO, Amber	83	155	1.87	49	356	.298	2	0.02	0	0	0.00	2	18	0.22	3	63	66	0.80	7	2	189.5
1	SUAAVA, Rachelle	80	134	1.67	77	332	.172	2	0.03	8	13	0.10	1	45	0.56	0	43	43	0.54	1	0	163.5
11	DeWITT, Caitlin	58	104	1.79	55	293	.167	1	0.02	0	0	0.00	0	11	0.19	0	29	29	0.50	3	1	118.5
22	WHITAKER, Ayana	30	52	1.73	27	128	.195	2	0.07	0	2	0.00	1	4	0.13	3	15	18	0.60	4	0	62.5
13	TEDROW, Hannah	102	44	0.43	12	123	.260	975	9.56	19	35	0.19	0	135	1.32	5	56	61	0.60	10	9	96.0
8	MAXFELDT, Ashley	50	12	0.24	6	31	.194	230	4.60	0	4	0.00	0	60	1.20	0	1	1	0.02	1	7	12.5
17	HEWKO, Kristie	5	11	2.20	8	36	.083	0	0.00	1	1	0.20	0	7	1.40	0	0	0	0.00	1	0	12.0
32	METTER, Betsi	104	3	0.03	0	9	.333	91	0.88	54	51	0.52	20	493	4.74	0	0	0	0.00	0	2	57.0
4	WALTON, Alyssa	39	1	0.03	0	1	1.000	1	0.03	9	11	0.23	0	12	0.31	0	0	0	0.00	0	0	10.0
3	BUSH, Avery	58	0	0.00	0	2	.000	0	0.00	12	17	0.21	1	21	0.36	0	0	0	0.00	0	0	12.0
24	SCIOSCIA, Taylor	103	0	0.00	0	1	.000	16	0.16	6	26	0.06	25	181	1.76	0	0	0	0.00	0	1	6.0
	TEAM	-	-	-	-	-	-	-	-	-	-	-	11	-	-	-	-	-	-	-	-	-
	LMU	104	1470	14.13	595	3734	.234	1368	13.15	166	232	1.60	104	1449	13.93	20	337	188.5	1.81	42	24	1824.5
	Opponents	104	1242	11.94	515	3460	.210	1157	11.12	104	157	1.00	166	1318	12.67	59	414	266.0	2.56	49	21	1612.0

Team Statistics	LMU	OPP
ATTACK		
Kills	1470	1242
Errors	595	515
Total Attacks	3734	3460
Attack Pct	.234	.210
Kills/Set	14.1	11.9
SET		
Assists	1368	1157
Attempts	3655	3399
Assist Pct	.374	.340
Assists/Set	13.2	11.1
SERVE		
Aces	166	104
Errors	232	157
Attempts	2342	2242
Serve Pct	.901	.930
Aces/Set	1.6	1.0
SERVE RECEPTIONS		
Errors	104	166
Errors/Set	1.0	1.6
Attempts	2080	2110
Reception Pct	.950	.921
DEFENSE		
Digs	1449	1318
Digs/Set	13.9	12.7
BLOCKING		
Block Solo	20	59
Block Assist	337	414
Total Blocks	188.5	266.0
Blocks/Set	1.8	2.6
Block Errors	42	49
Ball handling errors	24	21
ATTENDANCE		
Total	4010	5193
Dates/Avg Per Date	15/267	11/472
Neutral site #/Avg	2/624	
Current win streak	0	-
Home win streak	2	-

Date	Opponent	Score	Score by set	Att.
#Aug 30	NORTH TEXAS	w 3-0	25-15,25-22,25-21	178
#Aug 31	ALBANY	w 3-0	25-16,25-21,25-14	168
#Aug 31	#12 UCLA	L 1-3	25-14,16-25,18-25,23-25	352
@Sep 5	vs Texas A&M	L 1-3	19-25,25-18,21-25,23-25	561
@Sep 6	at UTSA	L 1-3	26-24,18-25,23-25,21-25	686
@Sep 6	vs Lamar	w 3-0	25-18,25-19,25-13	686
\$Sep 12	LONG BEACH STATE	L 0-3	20-25,13-25,19-25	167
\$Sep 13	SEATTLE UNIVERSITY	w 3-0	25-15,25-12,25-17	231
\$Sep 14	COL. OF CHARLESTON	w 3-0	25-18,25-16,25-12	149
*Sep 19	SAN FRANCISCO	w 3-0	25-22,25-16,25-22	212
*Sep 21	SANTA CLARA	w 3-2	25-23,24-26,22-25,25-20,15-6	207
*Sep 26	at Gonzaga	L 2-3	25-19,25-19,24-26,20-25,15-17	516
*Sep 28	at Portland	w 3-0	25-23,25-16,25-22	129
*Oct 03	at #13 San Diego	L 2-3	25-22,28-26,20-25,26-28,10-15	337
*Oct 05	BYU	L 2-3	25-23,22-25,24-26,25-15,11-15	345
*Oct 09	at Saint Mary's	L 2-3	25-22,13-25,20-25,25-20,7-15	183
*Oct 12	at Pacific	L 1-3	23-25,25-15,26-28,15-25	520
*Oct 17	PEPPERDINE	w 3-0	25-19,25-23,25-19	431
*Oct 24	PORTLAND	w 3-1	14-25,25-20,25-16,25-23	227
*Oct 26	GONZAGA	w 3-0	25-20,25-21,25-21	374
*Oct 31	at #21 BYU	L 0-3	28-30,27-29,21-25	1201
*Nov 02	#8 SAN DIEGO	L 1-3	19-25,27-25,23-25,19-25	342
*Nov 07	PACIFIC	w 3-0	27-25,25-18,25-15	200
*Nov 09	SAINT MARY'S	w 3-0	25-22,25-22,25-23	427
Nov 14	at Bakersfield	w 3-1	25-16,25-18,23-25,25-13	203
*Nov 16	at Pepperdine	L 2-3	30-28,19-25,19-25,25-21,11-15	404
*Nov 21	at Santa Clara	L 1-3	18-25,20-25,25-22,19-25	643
*Nov 23	at San Francisco	L 0-3	25-27,22-25,21-25	371

- DoubleTree Los Angeles Westside Invitational - LMU
 @ - UTSA Classic - San Antonio, Texas
 \$ - LMU/Long Beach State Dual Tournament - LMU

Record in 3-set matches: 11-3
 Record in 4-set matches: 2-6
 Record in 5-set matches: 1-5



2014 LMU Volleyball LMU Combined Team Statistics (as of May 26, 2016) All matches



RECORD:	OVERALL	HOME	AWAY	NEUTRAL
ALL GAMES	23-8	11-3	8-4	4-1
CONFERENCE	11-7	6-3	5-4	0-0
NON-CONFERENCE	12-1	5-0	3-0	4-1

#	Player	sp	Attack				Set		Serve			Dig		Blocking					points			
			k	k/s	e	ta	pct	a	a/s	sa	se	sa/s	re	dig	dig/s	bs	ba	total		blk/s	be	bhe
11	DeWITT, Caitlin	105	385	3.67	150	935	.251	8	0.08	7	17	0.07	6	123	1.17	2	40	42	0.40	1	0	414.0
5	KEIL, Litara	111	385	3.47	121	772	.342	10	0.09	37	44	0.33	0	106	0.95	17	112	129	1.16	2	2	495.0
6	SPONCIL, Sarah	113	344	3.04	132	993	.213	32	0.28	14	17	0.12	12	272	2.41	1	35	36	0.32	11	0	376.5
12	MIRABELLO, Amber	113	216	1.91	92	546	.227	4	0.04	0	1	0.00	3	45	0.40	1	71	72	0.64	9	0	252.5
1	SUAAVA, Rachele	113	173	1.53	73	418	.239	13	0.12	7	20	0.06	0	111	0.98	6	109	115	1.02	4	1	240.5
13	TEDROW, Hannah	113	50	0.44	9	122	.336	1304	11.54	22	28	0.19	2	248	2.19	6	77	83	0.73	9	9	116.5
7	CASILLAS, Jennifer	14	14	1.00	11	44	.068	0	0.00	0	0	0.00	1	1	0.07	0	4	4	0.29	2	0	16.0
17	HEWKO, Kristie	9	10	1.11	5	20	.250	0	0.00	0	0	0.00	0	2	0.22	0	1	1	0.11	0	0	10.5
21	KEVORKEN, Nicky	11	6	0.55	3	15	.200	0	0.00	0	1	0.00	0	0	0.00	1	4	5	0.45	1	0	9.0
32	CARR, Lindsay	2	3	1.50	3	6	.000	0	0.00	0	1	0.00	0	0	0.00	0	0	0	0.00	0	0	3.0
8	MAXFELDT, Ashley	113	1	0.01	0	5	.200	26	0.23	5	5	0.04	28	157	1.39	0	0	0	0.00	0	0	6.0
4	CASTELLANOS, Kriste	112	1	0.01	2	5	-.200	101	0.90	22	32	0.20	32	463	4.13	0	0	0	0.00	0	0	23.0
3	BUSH, Avery	113	1	0.01	0	4	.250	3	0.03	26	22	0.23	0	59	0.52	0	0	0	0.00	0	0	27.0
TEAM		-	-	-	-	-	-	-	-	-	-	-	7	-	-	-	-	-	-	-	-	-
LMU		113	1589	14.06	601	3885	.254	1501	13.28	140	188	1.24	91	1587	14.04	34	453	260.5	2.31	39	12	1989.5
Opponents		113	1389	12.29	634	3854	.196	1337	11.83	91	210	0.81	140	1366	12.09	62	516	320.0	2.83	55	21	1800.0

Team Statistics	LMU	OPP
ATTACK		
Kills	1589	1389
Errors	601	634
Total Attacks	3885	3854
Attack Pct	.254	.196
Kills/Set	14.1	12.3
SET		
Assists	1501	1337
Attempts	3859	3847
Assist Pct	.389	.348
Assists/Set	13.3	11.8
SERVE		
Aces	140	91
Errors	188	210
Attempts	2590	2331
Serve Pct	.927	.910
Aces/Set	1.2	0.8
SERVE RECEPTIONS		
Errors	91	140
Errors/Set	0.8	1.2
Attempts	2118	2397
Reception Pct	.957	.942
DEFENSE		
Digs	1587	1366
Digs/Set	14.0	12.1
BLOCKING		
Block Solo	34	62
Block Assist	453	516
Total Blocks	260.5	320.0
Blocks/Set	2.3	2.8
Block Errors	39	55
Ball handling errors	12	21
ATTENDANCE		
Total	4708	5611
Dates/Avg Per Date	14/336	12/468
Neutral site #/Avg	5/394	-
Current win streak	0	-
Home win streak	0	-

Date	Opponent	Score	Score by set	Att.
#Aug 29	LIU BROOKLYN	w 3-0	25-11,25-16,25-12	179
#Aug 30	BINGHAMTON	w 3-0	25-14,25-16,25-19	112
#Aug 30	UCLA	w 3-0	25-19,25-22,25-23	459
@Sep 05	vs UC Santa Barbara	w 3-0	25-21,25-13,25-21	113
@Sep 06	at Sacramento State	w 3-0	25-14,25-13,25-21	316
@Sep 06	vs Fresno State	w 3-1	23-25,25-12,25-17,25-17	201
\$Sep 11	at Long Beach State	w 3-1	25-21,21-25,25-23,25-22	835
\$Sep 12	TEXAS A&M - CC	w 3-2	25-19,22-25,19-25,25-13,15-9	235
\$Sep 13	NORTHERN COLORADO	w 3-0	25-20,25-16,25-14	104
%Sep 18	vs Portland State	w 3-0	25-17,25-16,25-20	54
%Sep 19	vs Idaho	w 3-0	25-19,25-15,25-14	58
%Sep 19	at Washington State	w 3-1	21-25,25-20,28-26,25-21	711
*Sep 25	at Pacific	L 2-3	25-20,25-21,22-25,22-25,11-15	763
*Sep 27	at Saint Mary's	w 3-0	25-17,25-23,25-19	132
*Sep 30	#23 SAN DIEGO	w 3-0	25-16,25-21,25-16	657
*Oct 02	at Portland	w 3-1	25-19,25-22,23-25,26-24	353
*Oct 04	at Gonzaga	L 1-3	25-27,29-31,28-26,26-28	531
*Oct 11	at Pepperdine	w 3-0	25-21,26-24,25-23	329
*Oct 16	SAN FRANCISCO	w 3-2	25-17,20-25,25-27,25-19,15-10	562
*Oct 18	SANTA CLARA	L 2-3	21-25,25-19,25-9,18-25,14-16	414
*Oct 23	at #12 BYU	L 0-3	19-25,9-25,23-25	1064
*Oct 25	at San Diego	L 0-3	16-25,20-25,17-25	274
*Oct 30	GONZAGA	w 3-2	17-25,25-20,25-17,22-25,20-18	231
*Nov 01	PORTLAND	w 3-0	25-12,25-23,25-18	224
*Nov 08	PEPPERDINE	w 3-0	25-20,25-18,25-23	289
*Nov 13	at #25 Santa Clara	w 3-0	25-20,25-21,25-21	140
*Nov 15	at San Francisco	w 3-1	23-25,25-12,25-15,25-13	163
*Nov 20	SAINT MARY'S	w 3-0	25-21,25-23,28-26	223
*Nov 22	PACIFIC	L 2-3	17-25,25-18,16-25,25-19,9-15	493
*Nov 25	#12 BYU	L 1-3	28-30,12-25,25-23,21-25	526
&Dec 05	vs Michigan State	L 1-3	15-25,19-25,25-21,21-25	1543

- Concourse Hotel at LAX Classic
 @ - Sac State Invitational | \$ - LMU/LBSU Invitational
 % - WSU Cougar Challenge (Pullman, Wash.)
 & - NCAA Tournament First Round

Record in 3-set matches: 15-2
 Record in 4-set matches: 5-3
 Record in 5-set matches: 3-3



2015 LMU Volleyball
LMU Combined Team Statistics (as of May 26, 2016)
All matches



RECORD:	OVERALL	HOME	AWAY	NEUTRAL
ALL GAMES	24-9	10-4	10-4	4-1
CONFERENCE	13-5	6-2	6-3	1-0
NON-CONFERENCE	11-4	4-2	4-1	3-1

##	Player	sp	Attack				pct	Set		Serve			Dig		Blocking					points		
			k	k/s	e	ta		a	a/s	sa	se	sa/s	re	dig	dig/s	bs	ba	total	blk/s		be	bhe
6	SPONCIL, Sarah	125	447	3.58	142	1136	.268	83	0.66	36	27	0.29	20	363	2.90	1	32	33	0.26	8	0	500.0
8	LEA, Jamie	119	425	3.57	207	1113	.196	2	0.02	0	0	0.00	0	74	0.62	8	45	53	0.45	7	0	455.5
1	SUAAVA, Rachele	125	365	2.92	157	803	.259	7	0.06	22	54	0.18	3	86	0.69	10	137	147	1.18	9	2	465.5
20	MIRABELLO, Amber	119	225	1.89	81	510	.282	4	0.03	1	0	0.01	1	21	0.18	4	80	84	0.71	9	1	270.0
7	CASILLAS, Jennifer	73	108	1.48	69	286	.136	1	0.01	0	0	0.00	1	19	0.26	1	44	45	0.62	11	0	131.0
13	TEDROW, Hannah	123	75	0.61	13	170	.365	1430	11.63	20	53	0.16	2	239	1.94	5	88	93	0.76	7	9	144.0
21	KEVORKEN, Nicky	39	54	1.38	24	118	.254	3	0.08	3	12	0.08	1	8	0.21	2	34	36	0.92	7	0	76.0
32	CARR, Lindsay	27	27	1.00	17	90	.111	2	0.07	6	14	0.22	1	15	0.56	1	2	3	0.11	2	0	35.0
17	KOVAC, Sara	27	23	0.85	15	75	.107	0	0.00	0	0	0.00	0	10	0.37	0	9	9	0.33	4	1	27.5
23	WILLIAMS, Erin	8	6	0.75	5	15	.067	1	0.12	0	1	0.00	0	2	0.25	0	5	5	0.62	0	0	8.5
5	WHITFORD, Kekai	125	1	0.01	0	2	.500	48	0.38	24	81	0.19	22	291	2.33	0	0	0	0.00	0	1	25.0
24	CASTELLANOS, Kriste	125	1	0.01	0	3	.333	60	0.48	13	36	0.10	42	356	2.85	0	0	0	0.00	0	0	14.0
3	BUSH, Avery	125	0	0.00	0	2	.000	15	0.12	29	37	0.23	2	259	2.07	0	1	1	0.01	0	1	29.5
22	KERRIGAN-OKAMOTO	3	0	0.00	0	0	.000	0	0.00	0	2	0.00	0	0	0.00	0	0	0	0.00	0	0	0.0
	TEAM	-	-	-	-	-	-	-	-	-	-	-	16	-	-	-	-	-	-	-	-	-
	LMU	125	1757	14.06	730	4323	.238	1656	13.25	154	317	1.23	111	1743	13.94	32	477	270.5	2.16	64	15	2181.5
	Opponents	125	1452	11.62	644	4109	.197	1373	10.98	111	232	0.89	154	1528	12.22	51	538	320.0	2.56	61	26	1883.0

Team Statistics	LMU	OPP
ATTACK		
Kills	1757	1452
Errors	730	644
Total Attacks	4323	4109
Attack Pct	.238	.197
Kills/Set	14.1	11.6
SET		
Assists	1656	1373
Attempts	4273	4071
Assist Pct	.388	.337
Assists/Set	13.2	11.0
SERVE		
Aces	154	111
Errors	317	232
Attempts	2819	2664
Serve Pct	.888	.913
Aces/Set	1.2	0.9
SERVE RECEPTIONS		
Errors	111	154
Errors/Set	0.9	1.2
Attempts	2429	2499
Reception Pct	.954	.938
DEFENSE		
Digs	1743	1528
Digs/Set	13.9	12.2
BLOCKING		
Block Solo	32	51
Block Assist	477	538
Total Blocks	270.5	320.0
Blocks/Set	2.2	2.6
Block Errors	64	61
Ball handling errors	15	26
ATTENDANCE		
Total	5435	6409
Dates/Avg Per Date	14/388	14/458
Neutral site #/Avg	5/60	
Current win streak	0	-
Home win streak	4	-

Date	Opponent	Score	Score by set	Att.
#Aug 28	VIRGINIA	L 1-3	26-24,23-25,22-25,25-27	1563
#Aug 30	at #20 UCLA	w 3-0	25-15,25-23,29-27	509
@Sep 04	vs Liberty	w 3-0	25-14,25-20,25-15	93
@Sep 05	vs Houston Baptist	w 3-2	21-25,22-25,25-23,25-23,15-8	78
@Sep 05	at Northern Arizona	L 2-3	25-21,26-28,22-25,25-22,14-16	652
\$Sep 10	LONG BEACH STATE	L 2-3	25-20,25-21,22-25,24-26,12-15	339
\$Sep 11	CENTRAL ARKANSAS	w 3-0	25-21,25-20,28-26	401
\$Sep 12	OAKLAND	w 3-0	25-22,25-18,25-23	99
\$Sep 12	STONY BROOK	w 3-0	25-21,25-21,25-19	211
%Sep 18	at UC Santa Barbara	w 3-2	23-25,25-14,22-25,25-23,16-14	104
%Sep 19	at Cal Poly	w 3-1	15-25,25-18,25-18,25-21	753
Sep 20	SAN DIEGO STATE	w 3-0	25-23,25-17,25-15	189
*Sep 26	at Pepperdine	L 2-3	25-17,18-25,16-25,25-16,12-15	525
*Sep 29	at #15 BYU	L 1-3	25-22,19-25,21-25,19-25	0
*Oct 01	PACIFIC	L 1-3	25-19,16-25,26-28,17-25	214
*Oct 03	vs Saint Mary's	w 3-0	25-22,26-24,25-13	127
*Oct 08	at Gonzaga	w 3-2	14-25,25-21,17-25,25-21,15-9	478
*Oct 10	at Portland	w 3-0	25-21,25-10,25-19	205
*Oct 15	SAN FRANCISCO	w 3-0	25-19,25-17,25-13	209
*Oct 17	SANTA CLARA	w 3-2	23-25,27-29,25-20,25-22,15-9	179
*Oct 22	SAN DIEGO	L 0-3	19-25,17-25,12-25	268
*Oct 24	#12 BYU	w 3-2	25-23,19-25,25-16,23-25,15-12	467
*Oct 29	at Saint Mary's	w 3-2	28-26,21-25,25-18,19-25,15-8	119
*Oct 31	at Pacific	w 3-0	25-18,25-21,25-22	528
*Nov 05	PORTLAND	w 3-0	25-15,30-28,25-19	298
*Nov 07	GONZAGA	w 3-2	25-21,29-31,21-25,25-18,15-8	178
*Nov 12	at Santa Clara	L 0-3	28-30,22-25,15-25	372
*Nov 14	at San Francisco	w 3-0	25-22,25-19,25-22	404
*Nov 21	PEPPERDINE	w 3-0	28-26,25-20,25-16	820
*Nov 24	at San Diego	w 3-0	25-22,25-23,25-19	402
&Dec 03	vs #13 CS	w 3-1	25-20,16-25,25-19,25-15	0
&Dec 4	at #6 Stanford	w 3-0	28-26,25-16,25-23	1358
^Dec 11	vs #9 Kansas	L 1-3	19-25,11-25,25-21,13-25	0

- LMU Invitational | @ - Northern Arizona Invitational
 \$ - LBSU/LMU Mizuno Invitational | % - Cal Poly/UCSB Invite
 & - NCAA Tournament First/Second Rounds (Stanford, Calif.)
 ^ - NCAA Tournament Sweet Sixteen (San Diego, Calif.)

Record in 3-set matches: 15-2
 Record in 4-set matches: 2-4
 Record in 5-set matches: 7-3



2016 LMU Volleyball
LMU Combined Team Statistics (as of Nov 22, 2016)
All matches



RECORD:	OVERALL	HOME	AWAY	NEUTRAL
ALL GAMES	19-11	8-5	7-5	4-0
CONFERENCE	10-8	4-5	6-3	0-0
NON-CONFERENCE	9-3	4-1	1-2	4-0

#	Player	age	Attack					Set		Serve			Dig			Blocking					points	
			k	atk	e	ta	pac	a	abs	sa	se	cafe	e	dig	dig/pt	bc	ba	total	bkk	bc		bve
6	SPONCILL, Sarah	110	402	3.65	125	934	.297	77	8.70	26	25	0.24	15	328	2.98	4	33	37	0.34	8	1	448.5
3	SLATTERY, Savannah	101	330	3.27	158	803	.214	10	0.10	16	44	0.16	3	114	1.13	4	28	32	0.32	8	0	364.0
8	LEA, Jamie	104	257	2.47	113	647	.223	6	8.06	2	12	0.02	1	53	0.51	4	60	64	0.62	4	1	293.8
12	DOMINIQUE, Sascha	88	204	2.32	67	450	.304	3	0.03	3	10	0.03	0	39	0.44	2	48	50	0.57	7	0	233.0
23	WILLIAMS, Erin	107	174	1.63	58	365	.318	1	8.01	2	21	0.02	0	28	0.26	5	73	78	0.73	5	8	217.5
21	KEVORKEN, Nicky	98	84	0.86	47	217	.171	5	0.05	21	43	0.21	0	26	0.27	6	54	60	0.61	4	0	138.0
20	FROCHARD, Jessie	110	95	0.92	4	83	.325	932	8.47	22	26	0.20	1	221	2.81	0	24	24	0.22	5	7	88.8
11	KOVAC, Sara	31	32	1.03	14	72	.250	1	0.03	0	3	0.00	0	16	0.52	0	7	7	0.23	6	0	35.5
4	JOHNSON, Emma	17	16	0.94	6	28	.345	0	8.00	0	2	0.00	1	1	0.86	0	2	2	0.12	2	0	17.8
5	WHITFORD, Kekai	110	10	0.09	4	22	.273	31	0.28	25	69	0.23	27	188	1.71	0	1	1	0.01	1	0	35.5
24	CASTELLANOS, Kriste	110	2	0.02	1	3	.333	76	8.71	26	29	0.24	42	348	3.16	0	0	0	0.00	0	8	28.8
1	REID, Tess	54	2	0.04	1	7	.143	326	6.04	11	20	0.20	0	122	2.26	0	2	2	0.04	0	4	14.0
TEAM																						
LMU		110	1548	14.07	602	3632	.260	1474	13.40	154	304	1.40	99	1484	13.49	25	332	191.0	1.74	50	13	1893.0
Opponents		110	1171	10.65	495	3480	.199	1122	18.20	99	233	0.90	154	1282	10.93	58	422	270.0	2.45	45	25	1540.8

Team Statistics	LMU	OPP
ATTACK		
Kills	1548	1171
Errors	602	495
Total Attacks	3632	3400
Attack Pct	.260	.199
Kills/Set	14.1	10.6
SET		
Assists	1474	1122
Assists/Set	13.4	18.2
SERVE		
Aces	154	99
Errors	304	233
Aces/Set	1.4	8.9
SERVE RECEPTIONS		
Errors	99	154
Errors/Set	0.9	1.4
DEFENSE		
Digs	1484	1202
Digs/Set	13.5	18.9
BLOCKING		
Block Solo	25	58
Block Assist	332	422
Total Blocks	357	480
Blocks/Set	1.7	2.5
Block Errors	58	45
Ball handling errors	13	25
ATTENDANCE		
Total	7693	7029
Dates/avg Per Date	146/58	126/86
Neutral site #/Avg	4/0	
Current win streak	0	
Home win streak	0	

Date	Opponent	Score	Score by set	All
Aug 26	ILLINOIS ST.	W 3-1	25-18, 19-25, 25-18, 25-12	280
Aug 27	MANGARA	W 3-1	27-28, 25-28, 25-14, 25-17	383
Aug 27	#12 UCLA	L 1-3	25-28, 14-25, 19-25, 19-25	1188
Sept 02	at Denver	L 1-3	19-25, 25-18, 16-25, 22-25	311
Sept 03	vs Utah State	W 3-0	25-20, 25-16, 25-19	0
Sept 03	vs Montana State	W 3-0	28-26, 25-13, 25-16	0
Sept 08	at Long Beach State	L 0-3	17-25, 25-27, 13-25	1141
Sept 09	HAWAII	W 3-0	25-23, 25-14, 25-19	1165
Sept 10	DUKE	W 3-0	25-21, 26-24, 25-18	480
Sept 16	at Dayton	W 3-0	25-21, 25-23, 25-21	1126
Sept 17	vs Southern Illinois	W 3-0	25-21, 25-21, 25-28	0
Sept 17	vs Youngstown State	W 3-0	25-12, 25-14, 25-22	0
Sept 24	at Pepperdine	W 3-0	25-12, 26-24, 25-16	583
Sept 27	#6 SAN DIEGO	L 2-3	25-20, 25-14, 23-25, 22-25, 11-15	689
Sept 29	at Saint Mary's (CA)	W 3-1	25-21, 25-17, 19-25, 25-19	127
Oct 01	at Pacific	L 2-3	25-22, 25-27, 18-25, 25-16, 9-15	545
Oct 06	PORTLAND	W 3-0	25-16, 25-28, 25-23	319
Oct 08	GONZAGA	L 2-3	25-17, 19-25, 25-16, 14-25, 11-15	459
Oct 13	at Santa Clara	W 3-0	25-14, 25-19, 25-19	376
Oct 15	at USF	W 3-0	25-21, 25-18, 25-14	149
Oct 20	at #5 San Diego	L 1-3	19-25, 17-25, 25-21, 15-25	588
Oct 22	at #16 BYU	L 2-3	23-25, 25-23, 25-21, 22-25, 12-15	1526
Oct 27	PACIFIC	L 2-3	25-18, 26-24, 17-25, 19-25, 10-15	455
Oct 29	SANIT MARYS (CA)	W 3-0	25-19, 25-18, 25-18	688
Nov 03	at Gonzaga	W 3-0	25-18, 25-19, 25-18	480
Nov 05	at Portland	W 3-0	25-19, 25-19, 25-18	227
Nov 10	USF	W 3-0	25-11, 25-28, 25-19	320
Nov 12	SANTA CLARA	L 1-3	24-26, 21-25, 25-23, 22-25	389
Nov 19	PEPPERDINE	W 3-1	25-22, 25-18, 19-25, 25-23	459
Nov 22	#10 BYU	L 2-3	25-16, 25-16, 20-25, 22-25, 13-15	789

- LMU Invitational
 @ - Pioneer Classic (Denver, Colo.)
 \$ - LMU Long Beach State Dual Tournament
 % - Flyer Classic (Dayton, Ohio)

Record in 3-set matches: 15-1
 Record in 4-set matches: 4-4
 Record in 5-set matches: 0-6



2017 LMU Volleyball
LMU Combined Team Statistics (as of Nov 21, 2017)
All matches



RECORD:	OVERALL	HOME	AWAY	NEUTRAL
ALL GAMES	16-13	8-5	6-8	2-0
CONFERENCE	9-9	6-3	3-6	0-0
NON-CONFERENCE	7-4	2-2	3-2	2-0

#	Player	age	Attack					Set		Serve			Dig			Blocking					points		
			at	bk	blc	e	ta	act	a	ab	ca	ce	ca/c	ac	dig	dig/s	bc	ba	total	blck		bc	b/e
1	REID, Tess	108	22	0.20	3	36	.528	556	5.14	37	31	0.34	1	189	1.75	0	0	0	0.00	0	5	58.8	
24	CASTELLANOS, Kriste	108	3	0.03	1	6	.333	122	1.13	23	18	0.21	33	404	3.74	0	0	0	0.00	0	0	26.0	
32	CARR, Lindsay	8	9	1.12	4	16	.312	0	0.00	0	1	0.00	0	1	0.12	0	8	8	1.00	0	0	13.8	
7	MORROW, Alexis	88	119	1.35	37	271	.303	0	0.00	18	34	0.20	1	17	0.19	4	77	81	0.92	4	0	179.5	
4	JOHNSON, Emma	80	122	1.52	43	264	.288	4	0.05	0	0	0.00	1	9	0.11	9	69	78	0.96	12	0	165.5	
11	KOVAC, Sara	108	322	2.98	140	687	.265	3	0.03	1	1	0.01	3	34	0.31	0	50	50	0.46	18	2	348.0	
21	TEAGUE, Meredith	75	92	1.23	39	236	.225	0	0.00	40	44	0.53	0	0	0.11	3	53	56	0.75	3	1	161.5	
10	RICE, Megan	104	318	3.06	152	779	.213	7	0.07	25	46	0.24	16	103	0.99	8	49	57	0.55	8	4	375.5	
3	SLATTERY, Savannah	106	294	2.72	153	858	.164	26	0.24	17	28	0.16	25	228	2.11	4	39	43	0.40	5	0	334.5	
8	BARTLEY, Sierra	86	123	1.43	60	393	.160	1	0.01	0	0	0.00	0	28	0.33	1	32	33	0.38	2	0	140.0	
20	PROCHARD, Jessie	106	9	0.08	5	26	.154	624	5.78	24	8	0.22	0	221	2.05	1	0	1	0.01	1	3	34.8	
5	WHITFORD, Kekai	98	6	0.06	5	20	.050	19	0.19	17	25	0.17	13	155	1.58	0	0	0	0.00	0	0	23.0	
TEAM																							
	LMU	108	1439	13.32	642	3593	.222	1361	12.60	202	236	1.87	101	1397	12.94	30	377	218.5	2.02	53	15	1859.5	
	Opponents	108	1302	12.06	518	3440	.228	1232	11.41	101	208	0.94	201	1233	11.42	48	440	268.0	2.49	32	27	1672.8	

Team Statistics	LMU	OPP
ATTACK		
Kills	1439	1302
Errors	642	518
Total Attacks	3593	3440
Attack Pct	.222	.228
Kills/Set	13.3	12.1
SET		
Assists	1361	1232
Assists/Set	12.6	11.4
SERVE		
Aces	202	181
Errors	236	209
Aces/Set	1.9	1.9
SERVE RECEPTIONS		
Errors	101	281
Errors/Set	0.9	1.9
DEFENSE		
Digs	1397	1233
Digs/Set	12.9	11.4
BLOCKING		
Block Solo	30	49
Block Assist	377	440
Total Blocks	218.5	288.0
Blocks/Set	2.0	2.5
Block Errors	53	32
Ball handling errors	15	27
ATTENDANCE		
Total	4383	9291
Dates/Avg Per Date	19/237	14/664
Neutral site #/Avg	2/0	-
Current win streak	0	-
Home win streak	2	-

Date	Opponent	Score	Score by set	Avt
Aug 25	USC	L 1-3	25-23, 21-25, 14-25, 11-25	540
Aug 25	ALBANY	W 3-0	25-17, 25-16, 25-23	188
Aug 26	#16 MICHIGAN	L 0-3	21-25, 20-25, 23-25	320
Sep 01	vs Northern Illinois	W 3-1	27-28, 28-26, 25-17, 25-21	0
Sep 01	at #14 Oregon	L 2-3	25-19, 26-28, 26-24, 19-25, 8-15	791
Sep 02	vs UTRGV	W 3-1	25-16, 21-25, 25-19, 25-21	0
Sep 07	LONG BEACH STATE	W 3-0	25-21, 25-16, 25-15	270
*Sep 08	at San Diego State	W 3-0	25-19, 25-23, 25-22	316
Sep 13	at #19 UCLA	L 0-3	19-25, 18-25, 19-25	473
Sep 15	at #24 North Carolina	W 3-2	25-17, 25-27, 19-25, 25-14, 15-11	1123
Sep 16	at Duke	W 3-1	25-13, 23-25, 25-22, 25-23	1112
*Sep 23	PEPPERDINE	L 1-3	27-25, 17-25, 24-26, 22-25	310
*Sep 26	at #17 San Diego	L 0-3	22-25, 22-25, 20-25	313
*Sep 28	SANCT MARY'S	W 3-2	25-22, 26-28, 25-16, 23-25, 15-11	320
*Sep 30	PACIFIC	W 3-0	25-17, 25-19, 25-13	294
*Oct 05	at Portland	W 3-0	25-22, 25-23, 25-17	141
*Oct 07	at Gonzaga	L 0-3	20-25, 23-25, 21-25	610
*Oct 12	SANTA CLARA	W 3-2	25-17, 25-27, 19-25, 25-23, 15-12	418
*Oct 14	SAN FRANCISCO	W 3-0	25-21, 25-19, 25-17	281
*Oct 19	#18 SAN DIEGO	L 0-3	23-25, 22-25, 24-26	380
*Oct 21	BYU	L 2-3	25-21, 25-22, 18-25, 12-25, 11-15	430
*Oct 26	at Pacific	L 0-3	21-25, 23-25, 26-28	518
*Oct 28	at Saint Mary's	L 1-3	20-25, 20-25, 25-23, 20-25	132
*Nov 02	GONZAGA	W 3-0	25-12, 25-12, 25-16	382
*Nov 04	PORTLAND	W 3-2	25-21, 26-24, 22-25, 18-25, 15-13	410
*Nov 09	at San Francisco	W 3-0	25-18, 25-16, 25-28	97
*Nov 11	at Santa Clara	L 2-3	25-22, 24-26, 25-15, 21-25, 15-17	445
*Nov 16	at Pepperdine	W 3-1	14-25, 25-15, 25-28, 25-14	515
*Nov 21	at #7 BYU	L 0-3	19-25, 20-25, 16-25	2785

Record in 3-set matches: 8-7
Record in 4-set matches: 4-3
Record in 5-set matches: 4-3



**2018-19 LMU (CA) Women's Volleyball
Combined Team Statistics
All games**

Game Records

Overall	Conference	Home	Away	Neutral
21 - 10	10 - 7	7 - 3	7 - 6	7 - 1

Team Box Score

#	Player	SP	Attack					Set		Serve			Dig		Blocking					PTS		
			K	K/S	E	TA	PCT	A	A/S	SA	SE	SA/S	RE	DIG	DIG/S	BS	BA	TOT/S	BLK/S		BE	BHE
1	Reid, Tess	112	72	0.64	21	155	.329	1344	12.00	35	41	0.31	1	264	2.36	3	26	29	0.26	14	11	123.0
3	Slattery, Savannah	112	371	3.31	147	905	.248	12	0.11	14	25	0.13	14	74	0.66	4	38	42	0.38	5	0	408.0
4	Johnson, Emma	102	206	2.02	61	381	.381	3	0.03	0	0	0.00	1	13	0.13	8	65	73	0.72	13	1	246.5
5	Whitford, Kekai	112	3	0.03	1	11	.182	100	0.89	21	51	0.19	25	479	4.28	0	0	0	0.00	0	5	24.0
6	Culo, Bo	112	251	2.24	132	684	.174	36	0.32	39	76	0.35	38	242	2.16	1	24	25	0.22	6	1	303.0
7	Morrow, Alexis	43	56	1.30	20	126	.286	1	0.02	3	6	0.07	0	5	0.12	5	21	26	0.60	3	0	74.5
8	Bartley, Sierra	70	18	0.26	4	44	.318	1	0.01	5	10	0.07	0	19	0.27	0	3	3	0.04	0	0	24.5
11	Kovac, Sara	111	448	4.04	178	1048	.258	19	0.17	21	58	0.19	1	210	1.89	2	45	47	0.42	11	0	493.5
12	Knowlton, Ella	1	0	0.00	2	2	-1.000	0	0.00	0	0	0.00	0	0	0.00	0	0	0	0.00	0	0	0.0
15	Boehle, Ella	112	0	0.00	0	0	.000	16	0.14	17	35	0.15	19	136	1.21	0	0	0	0.00	0	0	17.0
19	Rohrer, Emilee	1	1	1.00	1	2	.000	0	0.00	0	0	0.00	0	0	0.00	0	0	0	0.00	0	0	1.0
21	Teague, Meredith	108	186	1.72	53	395	.337	0	0.00	40	60	0.37	0	14	0.13	12	47	59	0.55	7	0	261.5
22	Steger, Bailey	23	0	0.00	0	0	.000	7	0.30	0	10	0.00	0	4	0.17	0	0	0	0.00	0	0	0.0
LMU (CA)		112	1612	14.39	620	3753	.264	1539	13.74	195	372	1.74	110	1460	13.04	35	269	169.5	1.51	59	18	1,976.5
Opponents		112	1250	11.16	455	3405	.233	1152	10.29	110	232	0.98	195	1243	11.10	50	419	259.5	2.32	61	32	1,619.5

Team Statistics

	LMU	OPP
ATTACK		
Kills	3488	3389
Errors	688	496
Total Attacks	3978	3485
Attack Pct	3.94	3.89
Kill/Att	24.28	11.38
SET		
Assists	2339	2396
Attempts	9	9
Assists/Pct	.989	.989
Assists/Att	26.74	26.69
SERVE		
Aces	399	228
Errors	378	296
Attempts	9	9
Service Pct	.989	.989
Assists	1.74	0.99
SERVE RECEPTIONS		
Errors	238	296
Attempts	1.98	1.79
Attempts	9	9
Reception Pct	.989	.989
DEFENSE		
Digs	3488	2389
Blocks	28.94	11.38
BLOCKING		
Blocks	38	39
Blocks/Att	3.98	4.3
Total Blocks	289.9	294.5
Blocks/Pct	1.81	2.96
Blocks/Err	55	56
Ball handling error	28	36
ATTENDANCE		
Total	3981	3039
Seating Per Set	3528	1878
Neutral Site Seating	0	-
Court-side Seating	0	-
Reserved Seating	0	-

Team Results

Date	Opponent	Score	Score-by-set	Att.
09/08/2018	vs Reedley	W 3-0	25-25-25	78
09/24/2018	vs Hobbs	W 3-1	25-25-24-25-25-25	75
09/29/2018	at Pomona	W 3-1	25-25-25-25-25-25	109
09/30/2018	at Utah St.	W 3-0	25-25-24-25-21	280
09/30/2018	vs Cal Poly	L 2-3	22-23-25-25-25-25	239
09/30/2018	vs UTRGV	W 3-0	25-24-26-25-27	75
09/30/2018	vs Auburn	W 3-0	25-25-25-25	8
09/30/2018	vs American	W 3-0	25-22-25-20-25-23	0
09/30/2018	at Sonoma	W 3-1	25-25-25-25-25-25	198
09/30/2018	vs Southern Utah	W 3-1	25-23-24-26-25-25-25-25	0
09/30/2018	vs Loma Linda	W 3-1	25-11-25-25-25-27	88
09/26/2018	at Gonzaga	L 0-3	23-25-18-25-21-25	782
09/29/2018	at Portland	W 3-0	25-23-25-24-25-25-25	491
09/29/2018	San Diego	L 1-3	22-25-25-18-21-25-20-25	438
09/29/2018	at Santa Clara	W 3-0	25-25-25-25-25	284
09/29/2018	at San Francisco	W 3-0	26-24-25-24-25-27	125
10/05/2018	vs Pacific FC	W 3-0	25-25-25-25-25	238
10/06/2018	vs Pacific	W 3-2	25-28-26-18-25-20-22-25-15-30	286
10/06/2018	at Pepperdine	L 0-3	18-25-25-24-25	107
10/06/2018	at BYU	L 0-3	23-25-15-25-20-25	2884
10/06/2018	at San Diego	L 0-3	25-25-25-25-25	234
10/25/2018	San Francisco	W 3-1	25-26-25-22-21-25-25-22	364
10/25/2018	Santa Clara	W 3-0	25-25-24-25-25-27	238
11/01/2018	at Pacific	L 0-3	23-25-14-25-24-25	377
11/02/2018	at Pacific FC	W 3-0	24-25-25-25-25-25-25	237
11/05/2018	Portland	W 3-0	25-23-25-25-25-25	323
11/07/2018	Pepperdine	L 0-3	25-25-25-25-25	88
11/07/2018	Gonzaga	L 2-3	23-25-28-25-25-22-25-23-24-24	425
11/07/2018	BYU	W 3-0	25-25-27-25-25-28	491
11/08/2018	vs Duke	W 3-0	25-16-25-22-25-24	788
12/01/2018	at Stanford	L 0-3	25-25-25-27-25	284



**2019-20 LMU (CA) Women's Volleyball
Combined Team Statistics
All games**

Game Records

Overall	Conference	Home	Away	Neutral
14 - 15	9 - 9	6 - 3	4 - 10	4 - 2

Team Box Score

#	Player	SP	Attack					Set		Serve			Dig		Blocking					PTS		
			K	K/S	E	TA	PCT	A	A/S	SA	SE	SA/S	RE	DIG	DIG/S	BS	BA	TOT/S	BLK/S		BE	BHE
1	Reid, Tess	105	42	0.40	14	140	.200	829	7.90	26	37	0.25	0	214	2.04	1	20	21	0.20	7	6	79.0
3	Slattery, Savannah	110	401	3.65	156	1042	.235	9	0.08	13	24	0.12	39	224	2.04	9	36	45	0.41	4	0	441.0
4	Johnson, Emma	74	122	1.65	53	282	.245	2	0.03	0	0	0.00	0	9	0.12	2	35	37	0.50	11	0	141.5
6	Culo, Bo	96	16	0.17	10	69	.087	54	0.56	13	23	0.14	15	288	3.00	2	1	3	0.03	1	2	31.5
7	Morrow, Alexis	44	44	1.00	20	116	.207	1	0.02	3	5	0.07	0	6	0.14	9	39	48	1.09	3	0	75.5
8	Bartley, Sierra	71	85	1.20	29	230	.243	0	0.00	4	7	0.06	1	24	0.34	3	17	20	0.28	2	0	100.5
10	Rice, Megan	64	194	3.03	92	473	.216	10	0.16	14	27	0.22	4	114	1.78	3	50	53	0.83	6	2	236.0
11	Shroll, Mary	26	1	0.04	0	7	.143	27	1.04	4	10	0.15	6	112	4.31	0	0	0	0.00	0	1	5.0
12	Knowlton, Ella	25	17	0.68	12	54	.093	0	0.00	1	3	0.04	0	2	0.08	1	14	15	0.60	1	0	26.0
13	Booth, Rose	68	222	3.26	93	588	.219	1	0.01	7	10	0.10	8	68	1.00	3	16	19	0.28	7	0	240.0
15	Boehle, Ella	103	4	0.04	9	42	.119	42	0.41	26	37	0.25	28	250	2.43	0	0	0	0.00	1	0	30.0
17	Walters, Emmelyn	90	143	1.59	50	358	.260	2	0.02	2	8	0.02	0	17	0.19	10	60	70	0.78	3	0	185.0
19	Manross, Piper	42	72	1.71	44	233	.120	1	0.02	0	2	0.00	10	30	0.71	0	6	6	0.14	1	0	75.0
20	Prichard, Jessie	100	20	0.20	4	70	.229	374	3.74	23	19	0.23	1	146	1.46	3	6	9	0.09	0	0	49.0
21	Teague, Meredith	37	61	1.65	21	143	.280	3	0.08	19	25	0.51	0	11	0.30	3	21	24	0.65	4	0	93.5
24	Personeni, Olivia	1	0	0.00	0	0	.000	0	0.00	0	0	0.00	0	0	0.00	0	0	0	0.00	0	0	0.0
28	Warren, Ariana	2	0	0.00	0	0	.000	0	0.00	0	0	0.00	0	0	0.00	0	0	0	0.00	0	0	0.0
LMU (CA)		110	1444	13.13	607	3847	.218	1355	12.32	155	237	1.41	161	1515	13.77	49	321	209.5	1.90	51	11	1,808.5
Opponents		110	1367	12.43	525	3684	.229	1252	11.38	151	242	1.37	155	1457	13.25	53	389	247.5	2.25	49	19	1,765.5

Team Statistics

	LMU	OPP
ATTACK		
SPs	2449	2897
Errors	897	905
Total Attacks	2897	3899
Attack Pct	32.9	30.9
Block Pct	13.18	12.80
SET		
Assists	2895	2822
Errors	2895	2822
Attack Pct	39.9	39.9
Assist Pct	12.34	12.30
SERVE		
Ass	135	131
Errors	897	895
Assists Pct	34.4	34.2
Assist Pct	3.48	3.37
SERVE RECEPTIONS		
Errors	188	156
Reception Pct	3.49	3.48
Assists Pct	31.99	31.99
Reception Pct	3.95	3.99
DEFENSE		
Digs	2815	2467
Digs Pct	13.77	12.85
BLOCKING		
Blocks	48	50
Block Pct	3.48	3.48
Total Blocks	281.5	281.5
Block Pct	3.39	3.35
Block Errors	31	49
Total Block Errors	11	18
ATTENDANCE		
Total	2899	2899
Per Game	26.35	26.35
Per Set	0.85	-
Per Match	9	-
Per Game	9	-

Team Results

Date	Opponent	Score	Score-by-set	Att.
08/31/2019	at Arizona	L 0-3	0-25 0-25 0-25	149
09/01/2019	vs App State	W 3-1	25-15 25-21 25-25 25-21	0
09/06/2019	at UCLA	L 0-3	20-25 17-25 20-25 20-25	383
09/06/2019	vs Abilene Christian	W 3-0	25-13 25-23 25-23	360
09/07/2019	at UCLA	L 0-3	20-25 17-25 20-25 20-25	490
09/13/2019	vs Denver	L 2-3	25-20 21-25 25-20 23-25 17-15	0
09/14/2019	vs High Point	W 3-0	25-14 25-12 25-10	1
09/14/2019	at Nebraska	L 1-3	13-31 16-25 20-25 25-27	807
09/21/2019	vs Belmont	W 3-0	25-10 25-12 25-10	21
09/21/2019	at Butler	W 3-1	25-17 25-20 24-24 25-12	267
09/22/2019	vs Florida	L 0-3	24-26 17-25 24-25 13-25	331
09/26/2019	vs Santa Clara	W 3-0	25-14 25-21 25-22	431
09/28/2019	vs Providence	W 3-0	25-16 25-12 25-10	239
10/01/2019	at BYU	L 2-3	22-25 20-25 25-21 25-22 7-15	2822
10/05/2019	at George	W 3-0	25-16 25-17 25-18	230
10/05/2019	Portland	W 3-0	25-21 25-24 25-21	342
10/07/2019	at Penn State	L 0-3	20-25 18-25 20-25 13-25	384
10/07/2019	at Saint Mary's (CA)	W 3-2	24-26 25-18 23-25 25-9 15-12	381
10/08/2019	at Pacific	W 3-2	20-27 25-23 17-25 20-25 15-12	488
10/08/2019	BYU	L 1-3	22-25 17-25 25-25 15-22 25-25	583
10/09/2019	San Diego	L 0-3	20-25 18-25 20-25 13-25 10-15	237
10/09/2019	at Portland	W 3-1	18-25 25-16 28-26 25-21	226
10/10/2019	at George	L 0-3	20-25 18-25 20-25 13-25 10-15	488
11/08/2019	at Pepperdine	L 0-3	7-25 13-25 18-25	385
11/08/2019	Pacific	W 3-0	25-12 25-14 25-10	388
11/08/2019	Saint Mary's (CA)	W 3-1	21-25 25-20 26-24 25-23	652
11/09/2019	at San Francisco	L 0-3	20-25 18-25 20-25 13-25 10-15	133
11/09/2019	at Santa Clara	L 1-3	18-25 26-24 23-25 23-25	450
11/09/2019	at San Diego	L 0-3	20-25 18-25 20-25 13-25 10-15	488



**2020-21 LMU (CA) Women's Volleyball
Combined Team Statistics
All games**

Game Records

Overall	Conference	Home	Away	Neutral
7-9	7-9	6-3	1-6	0-0

Team Bat Score

#	Player	SP	Attack				Set		Serve			Dig			Blocking					PTS		
			K	K/S	E	TA	PCT	A	A/S	SA	SE	SA/S	RE	DIG	DIG/S	BS	BA	TOT/S	BLK/S		BE	BHE
3	Curl, Erin	2	3	1.50	1	5	.400	0	0.00	0	0	0.00	0	0	0.00	0	2	2	1.00	0	1	4.0
4	Bareford, Isabella	62	23	0.37	8	68	.221	636	10.26	20	34	0.32	0	128	2.06	1	8	9	0.15	4	8	48.0
5	Heller, Gabbie	11	9	0.82	3	19	.316	0	0.00	0	0	0.00	2	2	0.18	0	2	2	0.18	2	0	10.0
7	Geissberger, Karl	62	231	3.73	61	551	.309	1	0.02	1	2	0.02	7	39	0.63	7	25	32	0.52	1	1	251.5
8	Bartley, Sierra	59	81	1.37	17	201	.318	0	0.00	5	11	0.08	1	30	0.51	4	22	26	0.44	3	1	101.0
11	Shroll, Mary	62	0	0.00	0	3	.000	65	1.05	8	23	0.13	20	264	4.26	0	0	0	0.00	0	5	8.0
13	Booth, Rose	61	189	3.10	90	545	.182	6	0.10	15	29	0.25	24	117	1.92	5	14	19	0.31	5	2	216.0
15	Boehle, Ella	62	0	0.00	0	4	.000	14	0.23	17	22	0.27	11	117	1.89	0	0	0	0.00	0	0	17.0
17	Walters, Emmelyn	61	98	1.61	24	210	.352	2	0.03	1	5	0.02	1	7	0.11	11	53	64	1.05	6	5	136.5
20	Prichard, Jessie	3	0	0.00	0	0	.000	0	0.00	0	1	0.00	0	0	0.00	0	0	0	0.00	0	0	0.0
21	Teague, Meredith	4	5	1.25	2	9	.333	0	0.00	5	2	1.25	0	0	0.00	0	4	4	1.00	1	0	12.0
22	Klomp, Audrey	62	162	2.61	85	406	.190	7	0.11	8	24	0.13	8	48	0.77	1	34	35	0.56	4	2	188.0
28	Pirrota, Annabella	62	0	0.00	0	3	.000	8	0.13	13	11	0.21	10	90	1.45	0	0	0	0.00	0	1	13.0
LMU (CA)		62	801	12.92	291	2024	.252	739	11.92	93	164	1.50	101	842	13.58	29	164	111	1.79	26	26	1,005.0
Opponents		62	747	12.05	284	1997	.232	705	11.37	101	163	1.63	93	809	13.05	21	207	124.5	2.01	19	29	972.5

Team statistics

	LMU	OPP
ATTACK		
Kills	801	747
Errors	291	284
Total Attacks	2024	1997
Kills Per Set	12.92	12.05
Errors Per Set	4.68	4.57
SET		
Assists	739	705
Errors	291	284
Total Sets	1030	1011
Assists Per Set	7.17	6.97
Errors Per Set	2.82	2.81
SERVE		
Serve Kills	93	101
Serve Errors	164	163
Total Serves	357	364
Serve Per Set	3.50	3.60
Errors Per Set	1.59	1.61
SERVE RECEPTIONS		
Serve Recs	291	284
Errors	164	163
Total Recs	455	447
Recs Per Set	4.43	4.42
Errors Per Set	1.59	1.61
DEFENSE		
Digs	842	809
Errors	164	163
BLOCKING		
Block Kills	26	26
Block Errors	26	26
Total Blocks	52	52
Block Per Set	0.50	0.51
Block Errors Per Set	0.26	0.26
ATTENDANCE		
Total	2	471
Starting 12	2	20
Reserve 12	0	0
Coach on Court	0	0
None on Court	0	0

Team Results

Date	Opponent	Score	Score-by-set	Att.
* 01/27/2021	at Saint Mary's (CA)	W 3-1	25-21, 25-20, 25-17	1
* 01/27/2021	at Saint Mary's (CA)	L 2-3	25-21, 23-25, 20-25, 15-17	1
* 01/28/2021	at San Francisco	L 2-3	23-25, 23-25, 21-25, 14-25, 12-15	0
* 02/03/2021	at San Francisco	L 2-3	16-25, 25-22, 21-25, 25-18, 11-15	0
* 02/04/2021	Portland	W 3-0	25-21, 25-20, 25-18	0
* 02/04/2021	Portland	W 3-1	25-13, 25-19, 23-25, 25-17	0
* 02/06/2021	at BYU	L 0-3	25-29, 20-25, 19-25	204
* 02/17/2021	at BYU	L 0-3	17-25, 25-27, 23-25	150
* 02/13/2021	at Gonzaga	L 2-3	23-25, 23-25, 23-25, 17-25	85
* 02/24/2021	at Gonzaga	W 3-1	20-25, 25-23, 26-24, 25-23	85
* 02/25/2021	San Diego	L 0-3	24-25, 24-25, 22-25	0
* 03/13/2021	San Diego	W 3-2	23-25, 25-22, 23-25, 25-21, 16-14	0
* 02/26/2021	at Pepperdine	L 0-3	23-25, 20-25, 24-26	0
* 03/23/2021	Pepperdine	L 1-3	21-25, 25-21, 20-25, 14-25	1
* 02/27/2021	San Jose State	W 3-0	25-21, 25-14, 25-18	0
* 03/22/2021	Santa Clara	W 3-0	25-22, 25-20, 25-23	1



**2021-22 LMU (CA) Women's Volleyball
Combined Team Statistics
All games**

Game Records

Overall	Conference	Home	Away	Neutral
17 - 11	8 - 10	6 - 6	8 - 5	3 - 0

Team Box Score

#	Player	SP	Attack					Set		Serve			Dig			Blocking					PTS	
			K	K/S	E	TA	PCT	A	A/S	SA	SE	SA/S	RE	DIG	DIG/S	BS	BA/TOT/S	BLK/S	BE	BHE		
1	Burns, Amanda	7	1	0.14	1	4	.000	1	0.14	0	2	0.00	0	0	0.00	0	1	1	0.14	0	0	1.5
4	Bareford, Isabella	108	38	0.35	15	113	.204	1093	10.12	29	42	0.27	1	206	1.91	1	22	23	0.21	7	12	79.0
5	Klomp, Audrey	96	245	2.55	77	513	.327	6	0.06	4	13	0.04	0	63	0.66	2	54	56	0.58	5	1	278.0
7	Geissberger, Kari	79	313	3.96	125	748	.251	7	0.09	19	32	0.24	9	121	1.53	9	57	66	0.84	5	0	369.5
10	Heller, Gabbie	53	16	0.30	9	55	.127	1	0.02	6	18	0.11	11	35	0.66	0	5	5	0.09	2	0	24.5
11	Shroll, Mary	108	2	0.02	0	17	.118	112	1.04	35	42	0.32	29	327	3.03	0	0	0	0.00	0	1	37.0
12	Pirrotta, Annabella	73	1	0.01	0	2	.500	4	0.05	9	8	0.12	6	33	0.45	0	1	1	0.01	0	0	10.5
13	Booth, Rose	81	206	2.54	91	542	.212	8	0.10	29	57	0.36	32	82	1.01	5	30	35	0.43	4	2	255.0
15	Boehle, Ella	80	3	0.04	2	7	.143	9	0.11	21	29	0.26	15	109	1.36	0	1	1	0.01	0	0	24.5
17	Walters, Emmelyn	97	108	1.11	47	258	.236	6	0.06	6	15	0.06	0	30	0.31	11	62	73	0.75	3	0	156.0
20	Moore, Jacquelyn	95	142	1.49	50	303	.304	9	0.09	1	5	0.01	0	15	0.16	8	92	100	1.05	9	1	197.0
22	Reffel, Isabelle	8	0	0.00	0	1	.000	1	0.13	0	1	0.00	1	11	1.38	0	0	0	0.00	1	0	0.0
23	Bagwell, Peyton	46	35	0.76	14	87	.241	1	0.02	0	1	0.00	1	6	0.13	7	20	27	0.59	2	1	52.0
24	Rice, Megan	82	289	3.52	133	661	.236	18	0.22	31	71	0.38	23	159	1.94	3	35	38	0.46	0	1	340.5
LMU (CA)		108	1399	12.95	564	3311	.252	1276	11.81	190	336	1.76	159	1197	11.08	46	380	236	2.19	38	19	1,825.0
Opponents		108	1183	10.95	555	3201	.196	1068	9.89	159	266	1.47	190	1124	10.41	52	264	184	1.70	24	16	1,526.0

Team Statistics

	LMU	OPP
ATTACK		
SP	1399	1183
SP/K	396	328
Total Attacks	3311	3201
Attack Pct	25%	23%
Attack/SP	23.6%	24.5%
SET		
SP	190	159
SP/A	336	266
Attack Pct	39%	39%
Attack/SP	2.3%	2.4%
SERVE		
SP	190	159
SP/SA	336	266
Attack Pct	39%	39%
Attack/SP	2.0%	2.4%
SERVE RECEPTIONS		
SP	190	159
SP/SA	336	266
Attack Pct	39%	39%
Attack/SP	2.0%	2.4%
DEFENSE		
SP	1399	1183
SP/DIG	31.4%	34.4%
BLOCKING		
SP	38	24
SP/BA	39%	28%
Total Blocks	236	184
Block/SP	1.7%	1.5%
Block/BA	3%	3%
Block/Block	3%	3%
ATTENDANCE		
Total	3378	3373
Attendance Per Date	31.3%	-
Rank of Site @Opp	0	-
Current site rank	0	-

Team Results

Date	Opponent	Score	Score-by-set	Att.
09/03/2021	at Penn	L 1-3	25-25-25-25-25-25	297
09/03/2021	vs Kansas	W 3-1	25-17-25-23-23-25-26-24	214
09/04/2021	at Penn St	W 3-0	25-25-24-28-25-25-27	297
09/04/2021	CSUN	W 3-0	25-16-25-34-25-16	0
09/05/2021	UC Riverside	W 3-0	25-25-25-28-25-25-25	6
09/05/2021	vs Old Dominion	W 3-0	25-18-25-21-25-20	60
09/05/2021	vs New	W 3-0	25-25-28-25-25-25	39
09/05/2021	at Liberty	W 3-1	25-19-19-25-25-18-25-12	541
09/06/2021	Cal Poly	W 3-0	25-23-19-25-28-10-25-27	234
09/06/2021	at Cal Poly	W 3-1	25-18-25-27-29-27-25-23	716
09/07/2021	at Santa Clara	W 3-0	25-25-25-25-25-25-25	249
09/07/2021	at San Francisco	W 3-0	25-23-25-35-25-17	287
09/07/2021	Orange	W 3-0	25-25-24-25-25-25	299
10/02/2021	at Pepperdine	L 2-3	23-25-32-24-25-20-25-23-13-15	317
10/03/2021	at Saint Mary's CA	W 3-0	19-25-24-25-25-25-25-25-27	242
10/04/2021	at Pacific	W 3-2	25-21-25-21-13-25-21-25-15-8	450
10/04/2021	BYU	L 1-3	25-25-19-25-25-25-25	299
10/06/2021	San Diego	L 2-3	25-20-25-23-16-25-23-25-13-15	311
10/07/2021	at Portland	W 3-0	27-25-25-27-28-25-25-27	323
10/07/2021	at Gonzaga	L 2-3	17-25-20-25-25-20-25-13-10-15	286
10/08/2021	Pepperdine	L 0-3	24-25-25-25-25-25	298
11/04/2021	Pacific	L 1-3	23-25-23-25-26-24-24-26	142
11/05/2021	at Saint Mary's CA	L 0-3	19-25-22-25-19-25	299
11/05/2021	at San Diego	L 0-3	19-25-21-25-13-25	377
11/06/2021	at BYU	L 1-3	24-25-29-24-25-25-25-25	398
11/08/2021	Santa Clara	L 1-3	23-25-26-28-25-19-24-26	195
11/09/2021	San Francisco	W 3-0	25-25-25-25-25-25-25	239
11/09/2021	Portland	W 3-0	25-20-25-23-25-12	166



**2020-21 LMU (CA) Women's Volleyball
Combined Team Statistics
All games**

Game Records

Overall	Conference	Home	Away	Neutral
7-9	7-9	6-3	1-6	0-0

Team Bat Score

#	Player	SP	Attack				Set		Serve			Dig			Blocking					PTS		
			K	K/S	E	TA	PCT	A	A/S	SA	SE	SA/S	RE	DIG	DIG/S	BS	BA	TOT/S	BLK/S		BE	BHE
3	Curl, Erin	2	3	1.50	1	5	.400	0	0.00	0	0	0.00	0	0	0.00	0	2	2	1.00	0	1	4.0
4	Bareford, Isabella	62	23	0.37	8	68	.221	636	10.26	20	34	0.32	0	128	2.06	1	8	9	0.15	4	8	48.0
5	Heller, Gabbie	11	9	0.82	3	19	.316	0	0.00	0	0	0.00	2	2	0.18	0	2	2	0.18	2	0	10.0
7	Geissberger, Kari	62	231	3.73	61	551	.309	1	0.02	1	2	0.02	7	39	0.63	7	25	32	0.52	1	1	251.5
8	Bartley, Sierra	59	81	1.37	17	201	.318	0	0.00	5	11	0.08	1	30	0.51	4	22	26	0.44	3	1	101.0
11	Shroll, Mary	62	0	0.00	0	3	.000	65	1.05	8	23	0.13	20	264	4.26	0	0	0	0.00	0	5	8.0
13	Booth, Rose	61	189	3.10	90	545	.182	6	0.10	15	29	0.25	24	117	1.92	5	14	19	0.31	5	2	216.0
15	Boehle, Ella	62	0	0.00	0	4	.000	14	0.23	17	22	0.27	11	117	1.89	0	0	0	0.00	0	0	17.0
17	Walters, Emmelyn	61	98	1.61	24	210	.352	2	0.03	1	5	0.02	1	7	0.11	11	53	64	1.05	6	5	136.5
20	Prichard, Jessie	3	0	0.00	0	0	.000	0	0.00	0	1	0.00	0	0	0.00	0	0	0	0.00	0	0	0.0
21	Teague, Meredith	4	5	1.25	2	9	.333	0	0.00	5	2	1.25	0	0	0.00	0	4	4	1.00	1	0	12.0
22	Klomp, Audrey	62	162	2.61	85	406	.190	7	0.11	8	24	0.13	8	48	0.77	1	34	35	0.56	4	2	188.0
28	Pirrota, Annabella	62	0	0.00	0	3	.000	8	0.13	13	11	0.21	10	90	1.45	0	0	0	0.00	0	1	13.0
LMU (CA)		62	801	12.92	291	2024	.252	739	11.92	93	164	1.50	101	842	13.58	29	164	111	1.79	26	26	1,005.0
Opponents		62	747	12.05	284	1997	.232	705	11.37	101	163	1.63	93	809	13.05	21	207	124.5	2.01	19	29	972.5

Team statistics

	LMU	OPP
ATTACK		
Kills	888	747
Errors	388	284
Total Attacks	2884	2884
Kills Per Set	28.2	23.2
Errors Per Set	12.8	11.3
SET		
Assists	739	705
Errors	2884	2884
Assists Per Set	28.2	23.2
Errors Per Set	11.8	11.3
SERVE		
Aces	88	78
Errors	284	288
Assists	1384	1384
Aces Per Set	1.4	1.2
Errors Per Set	4.6	4.6
SERVE RECEPTIONS		
Assists	288	88
Errors	162	138
Assists Per Set	4.6	1.4
Errors Per Set	2.6	2.1
DEFENSE		
Digs	842	809
Errors	164	163
BLOCKING		
Blocks	26	21
Block Assists	264	284
Total Blocks	290	305
Block Assists Per Set	4.6	4.6
Blocks Per Set	0.4	0.3
Ball Handling Errors	36	28
ATTENDANCE		
Total	2	471
Starting 12/12	28	288
Reserve 3/3	88	-
Current 11/11	0	-
Reserve 11/11	0	-

Team Results

Date	Opponent	Score	Score-by-set	Alt.
* 01/27/2021	at Saint Mary's (CA)	W 3-1	25-21, 25-20, 25-17	1
* 01/27/2021	at Saint Mary's (CA)	L 2-3	25-21, 23-25, 20-25, 15-17	1
* 01/28/2021	at San Francisco	L 2-3	23-25, 23-25, 21-25, 14-25, 12-15	0
* 02/03/2021	at San Francisco	L 2-3	16-25, 25-22, 21-25, 25-18, 11-15	0
* 02/04/2021	Portland	W 3-0	25-21, 25-20, 25-18	0
* 02/04/2021	Portland	W 3-1	25-13, 25-19, 23-25, 25-17	0
* 02/06/2021	at BYU	L 0-3	25-28, 28-30, 28-30	288
* 02/17/2021	at BYU	L 0-3	17-25, 25-27, 23-25	150
* 02/17/2021	at Gonzaga	L 2-3	23-25, 23-25, 23-25, 17-25	85
* 02/24/2021	at Gonzaga	W 3-1	20-25, 25-23, 26-24, 25-23	85
* 02/25/2021	San Diego	L 0-3	24-28, 24-28, 22-28	0
* 03/13/2021	San Diego	W 3-2	23-25, 25-22, 23-25, 25-21, 14-14	0
* 03/13/2021	at Pepperdine	L 0-3	23-28, 28-30, 24-28	0
* 03/23/2021	Pepperdine	L 1-3	21-25, 25-21, 20-25, 14-25	1
* 03/23/2021	San Clara	W 3-0	25-21, 25-14, 25-18	0
* 03/22/2021	Santa Clara	W 3-0	25-22, 25-20, 25-23	1



**2021-22 LMU (CA) Women's Volleyball
Combined Team Statistics
All games**

Game Records

Overall	Conference	Home	Away	Neutral
17 - 11	8 - 10	6 - 6	8 - 5	3 - 0

Team Box Score

#	Player	SP	Attack					Set		Serve			Dig			Blocking					PTS	
			K	K/S	E	TA	PCT	A	A/S	SA	SE	SA/S	RE	DIG	DIG/S	BS	BA/TOT/S	BLK/S	BE	BHE		
1	Burns, Amanda	7	1	0.14	1	4	.000	1	0.14	0	2	0.00	0	0	0.00	0	1	1	0.14	0	0	1.5
4	Bareford, Isabella	108	38	0.35	15	113	.204	1093	10.12	29	42	0.27	1	206	1.91	1	22	23	0.21	7	12	79.0
5	Klomp, Audrey	96	245	2.55	77	513	.327	6	0.06	4	13	0.04	0	63	0.66	2	54	56	0.58	5	1	278.0
7	Geissberger, Kari	79	313	3.96	125	748	.251	7	0.09	19	32	0.24	9	121	1.53	9	57	66	0.84	5	0	369.5
10	Heller, Gabbie	53	16	0.30	9	55	.127	1	0.02	6	18	0.11	11	35	0.66	0	5	5	0.09	2	0	24.5
11	Shroll, Mary	108	2	0.02	0	17	.118	112	1.04	35	42	0.32	29	327	3.03	0	0	0	0.00	0	1	37.0
12	Pirrotta, Annabella	73	1	0.01	0	2	.500	4	0.05	9	8	0.12	6	33	0.45	0	1	1	0.01	0	0	10.5
13	Booth, Rose	81	206	2.54	91	542	.212	8	0.10	29	57	0.36	32	82	1.01	5	30	35	0.43	4	2	255.0
15	Boehle, Ella	80	3	0.04	2	7	.143	9	0.11	21	29	0.26	15	109	1.36	0	1	1	0.01	0	0	24.5
17	Walters, Emmelyn	97	108	1.11	47	258	.236	6	0.06	6	15	0.06	0	30	0.31	11	62	73	0.75	3	0	156.0
20	Moore, Jacquelyn	95	142	1.49	50	303	.304	9	0.09	1	5	0.01	0	15	0.16	8	92	100	1.05	9	1	197.0
22	Reffel, Isabelle	8	0	0.00	0	1	.000	1	0.13	0	1	0.00	1	11	1.38	0	0	0	0.00	1	0	0.0
23	Bagwell, Peyton	46	35	0.76	14	87	.241	1	0.02	0	1	0.00	1	6	0.13	7	20	27	0.59	2	1	52.0
24	Rice, Megan	82	289	3.52	133	661	.236	18	0.22	31	71	0.38	23	159	1.94	3	35	38	0.46	0	1	340.5
LMU (CA)		108	1399	12.95	564	3311	.252	1276	11.81	190	336	1.76	159	1197	11.08	46	380	236	2.19	38	19	1,825.0
Opponents		108	1183	10.95	555	3201	.196	1068	9.89	159	266	1.47	190	1124	10.41	52	264	184	1.70	24	16	1,526.0

Team statistics

	LMU	OPP
ATTACK		
SP	1399	1183
Balls	394	328
Temp/Blocks	893	894
Block Pct	2.28	2.28
Block/Att	21.85	21.85
SET		
Balls	1276	1068
Attempts	852	884
Block Pct	2.90	2.90
Block/Att	21.85	21.85
SERVE		
SP	190	159
Balls	336	266
Attempts	899	894
Block Pct	2.90	2.90
Block/Att	2.74	2.97
SERVE RECEPTIONS		
Balls	190	159
Block/Att	2.97	2.74
Attempts	899	894
Block/Att Pct	2.92	2.90
DEFENSE		
SP	1183	1399
Block/Att	21.85	21.85
BLOCKING		
Block balls	46	38
Block/Block	390	384
Temp/Blocks	234	184
Block/Att	2.80	2.70
Block/Balls	30	38
Ball Swatted Away	80	80
ATTENDANCE		
Total	898	1398
Average Per Date	23.89	33.70
Rank of Site @Opp	24.00	-
Current vs Opp	0	-
Season vs Opp	0	-

Team Results

Date	Opponent	Score	Score-by-set	Att.
09/08/2021	at Penn	L 1-3	25-25-25-25-25-25	297
09/08/2021	vs Kansas	W 3-1	25-17-25-23-23-25-26-24	214
09/04/2021	at Penn St	W 3-0	25-25-24-28-25-27	297
	CSUN	W 3-0	25-16-25-34-25-16	0
09/08/2021	UC Riverside	W 3-0	25-25-25-28-21-25-25	6
	vs Old Dominion	W 3-0	25-18-25-21-25-20	60
09/08/2021	vs New	W 3-0	25-25-28-25-25-28	30
09/08/2021	at Liberty	W 3-1	25-19-19-25-25-18-25-12	541
09/08/2021	Cal Poly	W 3-0	25-23-19-25-28-25-27	234
09/08/2021	at Cal Poly	W 3-1	25-19-25-27-29-27-25-23	716
09/05/2021	at Santa Clara	W 3-0	25-25-25-25-25-25	249
09/05/2021	at San Francisco	W 3-0	25-23-25-35-25-17	287
09/05/2021	Orange	W 3-0	25-25-24-25-25-25	290
10/02/2021	at Pepperdine	L 2-3	23-25-32-24-25-20-25-23-13-15	317
09/08/2021	at Saint Ray's LNU	W 3-0	17-25-24-25-25-25-25-13-15	242
10/08/2021	at Pacific	W 3-2	25-21-25-21-13-25-21-25-15-8	450
09/08/2021	BYU	L 1-3	25-25-19-25-25-25-25	290
10/06/2021	San Diego	L 2-3	25-20-25-23-16-25-23-25-11-15	311
09/08/2021	at Portland	W 3-0	27-25-25-27-28-25-25-27	273
10/03/2021	at Gonzaga	L 2-3	17-25-20-25-25-20-25-13-10-15	286
09/08/2021	Pepperdine	L 0-3	24-25-25-25-25-25	290
11/04/2021	Pacific	L 1-3	23-25-23-25-26-24-24-26	142
11/08/2021	at Saint Ray's LNU	L 0-3	17-25-23-25-25-25	290
11/08/2021	at San Diego	L 0-3	19-25-21-25-11-25	377
11/08/2021	at BYU	L 1-3	24-25-29-24-25-25-25-25	390
11/08/2021	Santa Clara	L 1-3	23-25-26-28-25-19-24-26	195
11/03/2021	San Francisco	W 3-0	23-25-25-25-25-25-25	230
11/03/2021	Portland	W 3-0	25-20-25-23-25-12	166



2022-23 LMU (CA) Women's Volleyball Combined Team Statistics All games

Game Records

Overall	Conference	Home	Away	Neutral
18 - 10	13 - 5	9 - 3	7 - 6	2 - 1

Team Box Score

#	Player	SP	Attack					Set		Serve			Dig			Blocking					PTS			
			K	K/S	E	TA	PCT	A	A/S	SA	SE	SA/S	RE	DIG	DIG/S	BS	BA	TOT/S	BLK/S	BE		BHE		
1	Burns, Amanda	76	0	0.00	0	0	.000	0	0.00	11	9	0.14	0	13	0.17	0	0	0	0.00	0	0	0	0	11.0
4	Bareford, Isabella	104	27	0.26	9	98	.184	1088	10.46	27	36	0.26	1	167	1.61	0	33	33	0.32	2	21		70.5	
5	Klomp, Audrey	88	202	2.30	80	426	.286	5	0.06	1	9	0.01	9	37	0.42	4	53	57	0.65	8	1		233.5	
7	Geissberger, Kari	104	343	3.30	131	855	.248	17	0.16	32	34	0.31	11	118	1.13	8	103	111	1.07	9	1		434.5	
8	Awoloye, Phoebe	104	222	2.13	47	462	.379	3	0.03	6	37	0.06	0	30	0.29	15	130	145	1.39	4	0		308.0	
10	Mathis, Bella	2	0	0.00	0	0	.000	0	0.00	0	0	0.00	0	0	0.00	0	0	0	0.00	0	0		0.0	
11	Shroll, Mary	91	1	0.01	3	8	-.250	14	0.15	16	28	0.18	10	164	1.80	0	0	0	0.00	0	0		17.0	
12	Hastings, Sam	98	2	0.02	2	16	.000	70	0.71	9	36	0.09	19	348	3.55	0	0	0	0.00	0	1		11.0	
13	Booth, Rose	104	244	2.35	139	692	.152	13	0.13	44	77	0.42	32	105	1.01	2	40	42	0.40	6	1		310.0	
15	Boehle, Ella	104	2	0.02	2	9	.000	15	0.14	24	25	0.23	16	169	1.63	1	0	1	0.01	0	0		27.0	
20	Moore, Jacquelyn	104	238	2.29	57	458	.395	6	0.06	1	4	0.01	1	15	0.14	14	73	87	0.84	8	4		289.5	
21	Toland, Olivia	1	0	0.00	0	0	.000	0	0.00	0	0	0.00	0	0	0.00	0	0	0	0.00	0	0		0.0	
22	Reffel, Isabelle	33	36	1.09	26	130	.077	2	0.06	0	0	0.00	4	14	0.42	1	16	17	0.52	0	0		45.0	
23	George, Payton	8	2	0.25	2	7	.000	0	0.00	0	0	0.00	0	1	0.13	0	1	1	0.13	0	0		2.5	
LMU (CA)		104	1319	12.68	498	3161	.260	1233	11.86	171	295	1.64	125	1181	11.36	45	449	269.5	2.59	37	29		1,759.5	
Opponents		104	1191	11.45	547	3196	.202	1071	10.30	125	257	1.20	171	1111	10.68	43	283	184.5	1.77	28	22		1,500.5	

Team statistics

	LMU	OPP
ATTACK		
SP	2213	2261
SP%	49%	54%
Total Blocks	2261	2299
Attack Pct	28%	29%
Block%	12.8%	11.4%
SET		
Assist	2299	2071
Assist%	22.1%	22.7%
Assist Pct	28%	28%
Assist/Net	11.8%	10.9%
SERVE		
Ass	171	207
SP%	28%	28%
Assist%	23%	23%
Serve Pct	10%	10%
Assist/Net	1.0%	1.0%
SERVE RECEPTIONS		
SP%	28%	27%
Assist/Net	1.0%	1.0%
Assist%	28%	28%
Serve/Net Pct	28%	28%
DEFENSE		
Digs	2261	2211
Opp/Net	11.9%	10.8%
BLOCKING		
Block rate	4%	4%
Block Assist	4%	3%
Total Blocks	2261	2299
Block/Net	2.0%	1.7%
Block Error	17	18
Ball handling error	18	18
ATTENDANCE		
Total	2261	2299
Outstanding Per Date	12299	22999
Matched SP @Opp	2299	-
Current SP @Opp	0	-
Team SP @Opp	0	-

Team Results

Date	Opponent	Score	Score-by-set	Att.
08/26/2022	at Utah	L 0-3	25-14, 25-19, 25-17	0
08/26/2022	vs Utah Valley	W 3-0	25-14, 25-19, 25-17	0
09/01/2022	vs Sonoma	L 0-3	25-18, 25-20, 25-19	1
09/01/2022	at Nebraska	L 0-3	17-25, 16-25, 17-25	8999
09/01/2022	vs Ole Miss	W 2-0	25-14, 25-12, 25-18	299
09/06/2022	UCLA	W 3-0	26-24, 25-20, 25-19	476
09/06/2022	San Jose St.	W 2-0	24-22, 25-23, 17-25, 22-25	399
09/16/2022	Long Beach St.	W 3-1	26-24, 25-20, 26-28, 25-23	481
09/16/2022	at Iowa State	L 2-0	25-14, 25-12, 25-11, 25-11	890
* 09/22/2022	at BYU	L 0-3	23-25, 18-25, 23-25	2615
* 09/22/2022	at New Spain	L 2-0	24-22, 25-24, 25-23, 25-23	282
* 09/27/2022	Portland	W 3-0	25-11, 25-19, 25-22	193
* 09/27/2022	at Santa Clara	W 2-0	25-11, 25-14, 25-19	299
* 10/01/2022	at San Francisco	W 3-2	25-18, 18-25, 30-28, 19-25, 15-11	138
* 10/06/2022	State Poly's FCU	W 2-0	25-14, 25-16, 25-19	207
* 10/06/2022	Pacific	W 3-0	25-18, 25-13, 25-19	207
* 10/06/2022	Pepperdine	W 2-1	25-22, 25-20, 25-23, 25-18	499
* 10/20/2022	at Gonzaga	W 3-0	25-18, 25-19, 25-17	0
* 10/20/2022	at Portland	W 2-0	25-22, 25-24, 25-23, 25-17	238
* 10/27/2022	San Francisco	L 1-3	25-22, 18-25, 26-28, 14-25	255
* 10/27/2022	Santa Clara	W 2-0	25-14, 25-12, 25-19	299
* 11/03/2022	at Pacific	W 3-0	25-18, 25-17, 25-13	485
* 11/03/2022	at Santa Clara	W 2-0	25-22, 25-24, 25-23, 25-19	299
* 11/11/2022	at Pepperdine	W 3-1	18-25, 25-20, 25-17, 25-16	347
* 11/12/2022	San Jose	L 2-0	25-22, 25-23, 17-24, 24-25	242
* 11/19/2022	BYU	L 1-3	20-25, 20-25, 25-14, 23-25	629
* 11/19/2022	UConn	W 2-1	25-14, 25-20, 25-23, 25-25	277
12/02/2022	at Oregon	L 0-3	17-25, 22-25, 15-25	2474

ALL-TIME SERIES RECORDS**RECORDS VS. OPPONENTS**

Opponent	Record	Indiana	4-1	San Francisco State	1-0
Abilene Christian	1-0	Indiana State	1-0	San Jose State	5-3
Albany	2-0	Iona College	1-0	Santa Clara	50-37
American	2-0	Iowa	2-0	Seattle	2-0
Appalachian State	2-0	Jacksonville	1-0	South Dakota	1-0
Arizona	1-4	James Madison	1-0	South Florida	2-0
Arizona State	4-5	Kansas	3-3	Southeast Missouri	2-0
Arkansas	1-0	Kansas State	0-1	Southern Illinois	1-0
Auburn	2-0	Kentucky	0-2	Southern Methodist	2-0
Azusa Pacific	1-0	Lamar	2-0	Southern Mississippi	1-0
Baylor	2-1	Liberty	2-0	Southern Missouri State	1-0
Belmont	1-0	Lipscomb	1-0	Southern Utah	1-0
Binghamton	1-0	LIU Brooklyn	1-0	St. John's	0-1
Biola	1-0	Long Beach State	4-10	Stanford	1-4
Boise State	4-1	Louisiana State	2-0	Stony Brook	1-0
Boston College	1-0	Louisville	1-0	Syracuse	1-0
Bradley	1-0	Marquette	1-0	Temple	1-0
Brown	1-0	Marist	1-0	Tennessee	1-2
Bucknell	1-0	Maryland	0-1	Texas	0-1
Butler	1-0	Massachusetts	1-0	Texas A&M	0-2
BYU	2-25	Memphis State	2-0	Texas A&M - Corpus Christi	1-0
Cal Poly	6-9	Miami	2-0	Texas Christian University	1-0
Cal Poly Pomona	1-2	Michigan	0-1	Texas El-Paso	1-0
Cal State Bakersfield	8-1-1	Michigan State	1-2	Texas Rio Grande Valley	1-0
Cal State Dominguez Hills	3-0	Middle Tennessee	0-1	Texas San Antonio	0-1
Cal State Fullerton	22-4	Minnesota	0-1	Texas State	1-0
Cal State Los Angeles	1-0	Mississippi	1-0	Texas Tech	1-0
Cal State Northridge	16-13	Montana	1-1	Tulane	2-0
Central Arkansas	2-0	Montana State	1-0	UC Davis	1-0
Central Michigan	2-0	Morehead State	2-0	UC Irvine	19-7
Chapman	2-0	Murray State	2-0	UC Riverside	6-3
Cincinnati	2-0	Nebraska	0-5	UC San Diego	4-0
Clemson	1-0	Nevada	8-1	UC Santa Barbara	11-29
Coastal Carolina	1-0	New Mexico	5-4	UCLA	4-12
Colgate	1-0	Niagara	1-0	University of LaVerne	2-0
College of Charleston	1-0	North Carolina	2-2	University of Redlands	1-0
Colorado	1-2	North Texas	1-0	UNLV	3-1
Colorado State	6-4	Northeastern	3-0	US International	10-4
Columbia	2-0	Northern Arizona	8-1	USC	0-9
Connecticut	3-0	Northern Colorado	1-0	Utah	0-5
Creighton	1-0	Northern Illinois	1-1	Utah State	2-2
Davidson	1-0	Northern Iowa	2-0	Utah Valley State	3-0
Dayton	4-0	Northwestern	1-0	UTRGV	1-0
Denver	0-2	Notre Dame	2-2	Villanova	2-0
Drake	1-0	Oakland	1-0	Virginia	0-1
Duke	5-2	Ohio State	1-1	Virginia Tech	0-1
Eastern Michigan	1-0	Old Dominion	1-0	Washington State	2-3
Eastern Washington	2-0	Ole Miss	1-0	Weber State	1-2
Fairfield	1-0	Oklahoma	1-0	West Virginia	2-0
Florida	0-1	Oral Roberts	2-1	Western Kentucky	0-1
Florida A&M	1-0	Oregon	1-3	Western Michigan	1-0
Florida State	1-2	Oregon State	2-2	Wichita State	1-1
Fresno State	7-9	Pacific	8-13	William & Mary	3-1
George Mason	1-0	Pepperdine	26-62	Wisconsin	0-2
George Washington	4-0	Pittsburgh	2-0	Wyoming	2-2
Georgetown	1-0	Portland	66-11	Xavier	1-0
Georgia Tech	1-0	Portland State	3-2	Yale	0-1
Gonzaga	54-21	Providence	1-0	Youngstown State	1-0
Grambling State	2-0	Purdue	0-1		
Harvard	1-0	Quinnipiac	1-0		
Hawaii	3-8	Rice	2-3		
High Point	2-0	Rhode Island	1-0		
Hofstra	2-0	Sacramento State	4-2		
Houston	3-2	Saint Louis	2-0		
Houston Baptist	1-0	Saint Mary's	54-23		
Humboldt State	1-0	Sam Houston State	1-0		
Idaho	4-1	Samford	1-0		
Idaho State	4-0	San Diego	40-44		
Illinois	0-2	San Diego State	14-12		
Illinois State	1-1	San Francisco	58-22		

A|A|A

ABILENE CHRISTIAN
1-0 | 0-0 H | 0-0 A | 1-0 N
9/6/19 Neutral Win 3-0

ALBANY
2-0 | 2-0 H | 0-0 A | 0-0 N
8/25/17 Home Win 3-0
8/31/13 Home Win 3-0

APPALACHIAN STATE
1-0 | 0-0 H | 0-0 A | 2-0 N
8/31/19 Neutral Win 3-1
9/6/08 Neutral Win 3-1

ARIZONA
1-4 | 0-2 H | 1-2 A | 0-0 N
8/30/19 Away Loss 3-0
9/20/08 Home Loss 3-0
9/14/96 Away Win 3-0
11/30/94 Away Loss 3-1
10/4/85 Home Loss 3-0

ARIZONA STATE
4-5 | 0-3 H | 2-1 A | 2-1 N
9/1/12 Home Loss 3-1
8/26/06 Away Loss 3-0
9/8/01 Home Loss 3-1
9/2/00 Away Win 3-0
9/5/98 Away Win 3-0
9/12/97 Neutral Win 3-0
11/30/90 Neutral Win 3-2
10/10/86 Neutral Loss 3-0
9/23/83 Home Loss 3-2

ARKANSAS
1-0 | 0-0 H | 0-0 A | 1-0 N
8/29/09 Neutral Win 3-0

AUBURN
1-0 | 0-0 H | 0-0 A | 1-0 N
8/31/96 Neutral Win 3-0

AZUSA PACIFIC
1-0 | 1-0 H | 0-0 A | 0-0 N
10/19/82 Home Win 3-0

B|B|B

BAYLOR
2-1 | 1-0 H | 0-0 A | 1-1 N
9/15/95 Home Win 3-0
9/10/88 Neutral Loss 3-2
10/11/86 Neutral Win 3-0

BELMONT
1-0 | 0-0 H | 0-0 A | 1-0 N
9/20/19 Neutral Win 3-0

BINGHAMTON
1-0 | 1-0 H | 0-0 A | 0-0 N
8/30/14 Home Win 3-0

BIOLA
1-0 | 1-0 H | 0-0 A | 0-0 N
10/22/82 Home Win 3-1

BOISE STATE
3-1 | 1-0 H | 0-0 A | 2-1 N
9/12/09 Home Win 3-1
9/17/93 Neutral Win 3-0
9/8/89 Neutral Loss 3-0
9/11/82 Neutral Win 2-1

BOSTON COLLEGE

1-0 | 0-0 H | 0-0 A | 1-0 N
9/13/02 Neutral Win 3-0

BRADLEY
1-0 | 1-0 H | 0-0 A | 0-0 N
8/30/02 Home Win 3-0

BROWN
1-0 | 1-0 H | 0-0 A | 0-0 N
9/20/99 Home Win 3-0

BUCKNELL
1-0 | 0-0 H | 0-0 A | 1-0 N
8/28/10 Neutral Win 3-0

BUTLER
1-0 | 0-0 H | 1-0 A | 1-0 N
9/21/19 Away Win 3-1

BYU
2-27 | 2-7 H | 1-8 A | 0-0 N
11/17/22 Home Loss 1-3
9/22/22 Away Loss 0-3
11/13/21 Away Loss 1-3
10/14/21 Away Loss 1-3
2/17/20 Away Loss 0-3
2/16/20 Away Loss 0-3
10/24/19 Home Loss 1-3
10/1/19 Away Loss 2-3
11/20/18 Home Win 3-0
10/18/18 Away Loss 0-3
11/21/17 Away Loss 3-0
10/21/17 Home Loss 3-2
11/22/16 Home Loss 3-2
10/22/16 Away Loss 3-2
10/24/15 Home Win 3-2
9/29/15 Away Loss 3-1
11/25/14 Home Loss 3-1
10/23/14 Away Loss 3-0
10/31/13 Away Loss 3-0
10/5/13 Home Loss 3-2
11/3/12 Away Loss 3-0
10/4/12 Home Loss 3-2
11/3/11 Away Loss 3-2
9/29/11 Home Loss 3-2
9/10/10 Away Loss 3-2
9/11/99 Home Loss 3-0
8/30/23 Away Loss 3-0

C|C|C

CAL POLY
6-8 | 2-4 H | 3-3 A | 1-1 N
9/18/21 Away Win 3-1
9/16/21 Home Win 3-1
9/19/15 Away Win 3-1
9/5/01 Home Loss 3-2
9/1/00 Neutral Win 3-2
9/18/93 Away Win 3-0
9/29/92 Home Win 3-1
11/16/84 Away Loss 3-0
10/26/84 Neutral Loss 3-0
9/11/84 Home Loss 3-0
10/28/83 Away Loss 3-0
10/21/83 Home Loss 3-1
11/20/82 Home Loss 0-3
9/9/82 Away Loss 1-3

CAL POLY POMONA
1-2 | 0-1 H | 1-1 A | 0-0 N
10/1/86 Away Win 3-0
9/24/85 Home Loss 3-1
9/28/82 Away Loss 1-3

CAL STATE BAKERSFIELD
8-1-1 | 4-1 H | 2-0 A | 2-0-1 N
11/14/13 Away Win 3-1
9/29/12 Home Win 3-0
9/5/11 Neutral Win 3-0
11/4/10 Home Win 3-2
9/18/09 Neutral Win 3-0
9/26/08 Home Win 3-0
9/18/90 Home Loss 3-2
10/27/82 Home Win 3-1
9/24/82 Neutral Tie 1-1
9/17/82 Away Win 3-0

CAL STATE DOMINGUEZ HILLS
3-0 | 1-0 H | 1-0 A | 1-0 N
11/23/82 Away Win 3-0
11/12/82 Neutral Win 2-0
10/7/82 Home Win 3-0

CAL STATE FULLERTON
22-4 | 12-1 H | 9-3 A | 1-0 N
8/26/11 Home Win 3-1
8/28/10 Neutral Win 3-2
11/25/08 Home Loss 3-1
9/25/07 Away Win 3-0
9/5/06 Home Win 3-0
9/17/05 Away Win 3-2
9/7/04 Home Win 3-0
9/9/03 Away Win 3-0
9/18/02 Home Win 3-0
10/30/01 Away Win 3-1
9/27/94 Home Win 3-0
11/1/93 Away Win 3-1
9/8/92 Home Win 3-1
10/30/90 Home Win 3-1
9/25/90 Away Win 3-1
11/1/89 Home Win 3-1
9/2/89 Away Loss 3-0
9/17/88 Away Loss 3-1
9/15/87 Home Win 3-0
9/11/87 Away Loss 2-0
9/5/86 Away Win 3-0
10/9/84 Home Win 3-2
9/7/84 Home Win 3-1
10/1/83 Away Win 3-1
9/17/83 Away Win 2-1
10/5/82 Home Win 3-0

CAL STATE LOS ANGELES
1-0 | 1-0 H | 0-0 A | 0-0 N
10/30/82 Home Win 3-0

CAL STATE NORTHRIDGE
16-13 | 5-7 H | 7-3 A | 4-3 N
9/4/21 Neutral Win 3-0
11/10/12 Away Win 3-2
9/21/10 Away Win 3-1
9/15/09 Home Win 3-2
11/21/06 Home Win 3-1
9/20/05 Away Win 3-0
11/23/04 Home Loss 3-2
12/5/03 Neutral Win 3-0
9/13/96 Neutral Win 3-1
11/1/94 Home Win 3-0
9/24/93 Away Win 3-1
9/7/93 Home Loss 3-2
10/7/92 Home Loss 3-1
11/19/91 Away Win 3-1
9/24/91 Home Loss 3-1
9/8/90 Neutral Loss 3-0
11/23/88 Home Loss 3-1
9/6/88 Away Loss 3-0
9/9/86 Away Win 3-2
9/20/85 Home Win 3-1

10/13/84	Home	Loss	3-0
9/4/84	Away	Loss	3-1
9/20/83	Away	Win	3-0
9/17/83	Neutral	Loss	2-0
9/2/83	Home	Loss	3-1
11/6/82	Home	Win	3-0
10/1/82	Away	Loss	1-3
9/25/82	Neutral	Loss	0-2
9/11/82	Neutral	Win	2-1

CENTRAL ARKANSAS

2-0 1-0 H 0-0 A 1-0 N			
9/11/15	Home	Win	3-0
8/30/08	Neutral	Win	3-0

CENTRAL MICHIGAN

2-0 1-0 H 0-0 A 1-0 N			
9/9/00	Home	Win	3-0
8/31/91	Neutral	Win	3-1

CHAPMAN

2-0 1-0 H 0-0 A 1-0 N			
11/10/82	Home	Win	3-0
9/24/82	Neutral	Win	2-0

CINCINNATI

2-0 1-0 H 1-0 A 0-0 N			
9/11/04	Home	Win	3-0
10/14/83	Away	Win	3-1

CLEMSON

1-0 0-0 H 0-0 A 1-0 N			
9/2/01	Neutral	Win	3-2

COASTAL CAROLINA

1-0 1-0 H 0-0 A 0-0 N			
9/3/05	Home	Win	3-0

COLGATE

1-0 1-0 H 0-0 A 0-0 N			
8/31/12	Home	Win	3-1

COLLEGE OF CHARLESTON

1-0 1-0 H 0-0 A 0-0 N			
9/14/13	Home	Win	3-0

COLORADO

1-2 1-0 H 0-2 A 0-0 N			
9/7/02	Home	Win	3-0
9/1/01	Away	Loss	3-0
9/21/90	Away	Loss	3-0

COLORADO STATE

6-4 3-2 H 2-1 A 1-1 N			
12/3/15	Neutral	Win	3-1
9/22/00	Neutral	Loss	3-0
9/5/99	Away	Loss	3-0
9/12/98	Home	Win	3-1
9/1/96	Away	Win	3-1
11/21/95	Home	Win	3-0
9/17/94	Home	Win	3-1
9/5/92	Away	Win	3-1
9/4/87	Home	Loss	3-0
11/1/84	Home	Loss	3-1

COLUMBIA

2-0 1-0 H 0-0 A 1-0 N			
9/8/07	Home	Win	3-0
9/9/05	Neutral	Win	3-0

CONNECTICUT

3-0 2-0 H 0-0 A 1-0 N			
8/24/12	Home	Win	3-0
9/9/00	Home	Win	3-0

9/4/98	Neutral	Win	3-1
--------	---------	-----	-----

CREIGHTON

1-0 1-0 H 0-0 A 0-0 N			
9/6/03	Home	Win	3-0

D | D | D

DAVIDSON

1-0 1-0 H 0-0 A 0-0 N			
10/17/93	Home	Win	3-0

DAYTON

4-0 1-0 H 1-0 A 2-0 N			
9/16/16	Away	Win	3-0
11/25/06	Home	Win	3-0
9/26/03	Neutral	Win	3-2
11/29/90	Neutral	Win	3-0

DENVER

0-2 0-0 H 0-1 A 0-1 N			
9/2/16	Away	Loss	3-1
9/13/19	Neutral	Loss	3-2

DRAKE

1-0 1-0 H 0-0 A 0-0 N			
9/7/96	Home	Win	3-0

DUKE

4-2 3-1 H 1-0 A 0-1 N			
9/16/17	Away	Win	3-1
9/10/16	Home	Win	3-0
9/3/04	Home	Win	3-1
8/31/02	Home	Loss	3-0
9/16/00	Neutral	Loss	3-2
9/5/97	Home	Win	3-0

E | E | E

EASTERN MICHIGAN

1-0 0-0 H 0-0 A 1-0 N			
9/19/86	Neutral	Win	2-0

EASTERN WASHINGTON

2-0 2-0 H 0-0 A 0-0 N			
9/6/03	Home	Win	3-2
9/6/84	Home	Win	3-0

F | F | F

FAIRFIELD

1-0 0-0 H 0-0 A 1-0 N			
9/27/03	Neutral	Win	3-0

FLORIDA

0-1 0-0 H 0-0 A 0-1 N			
9/19/98	Neutral	Loss	3-2

FLORIDA A&M

1-0 0-0 H 0-0 A 1-0 N			
9/16/06	Neutral	Win	3-0

FLORIDA STATE

1-2 0-0 H 0-0 A 1-2 N			
9/11/93	Neutral	Loss	3-1
9/13/91	Neutral	Loss	3-2
9/22/90	Neutral	Win	3-2

FRESNO STATE

7-9 1-4 H 2-4 A 4-1 N			
9/2/21	Away	Win	3-1
9/6/14	Neutral	Win	3-1
9/2/06	Home	Win	3-0
8/30/97	Neutral	Win	3-0
10/8/88	Away	Loss	3-0
11/24/87	Home	Loss	3-0
10/10/87	Neutral	Loss	3-0

9/19/86	Neutral	Win	2-0
---------	---------	-----	-----

9/12/86	Away	Loss	3-2
---------	------	------	-----

9/13/85	Neutral	Win	2-0
---------	---------	-----	-----

9/4/85	Away	Win	3-1
--------	------	-----	-----

10/16/84	Home	Loss	3-1
----------	------	------	-----

10/10/84	Away	Loss	3-0
----------	------	------	-----

9/7/84	Home	Loss	3-2
--------	------	------	-----

10/22/83	Home	Loss	3-0
----------	------	------	-----

9/30/83	Away	Loss	3-0
---------	------	------	-----

G | G | G

GEORGE MASON

1-0 0-0 H 0-0 A 1-0 N			
9/8/12	Neutral	Win	3-0

GEORGE WASHINGTON

4-0 0-0 H 0-0 A 4-0 N			
9/4/99	Neutral	Win	3-0
9/4/98	Neutral	Win	3-0
12/5/92	Neutral	Win	3-1
9/23/88	Neutral	Win	3-2

GEORGETOWN

1-0 0-0 H 1-0 A 0-0 N			
9/24/88	Away	Win	3-2

GEORGIA TECH

1-0 0-0 H 0-0 A 1-0 N			
9/3/10	Neutral	Win	3-2

GONZAGA

41-13 25-2 H 17-12 A 0-0 N			
11/22/22	Home	Win	3-1
10/20/22	Away	Win	3-0
10/23/21	Away	Loss	3-2
9/28/21	Home	Win	3-0
2/23/21	Away	Win	3-1
2/22/21	Away	Loss	3-2
11/2/19	Away	Loss	3-1
10/3/19	Home	Win	3-0
11/17/18	Home	Loss	3-2
9/20/18	Away	Loss	3-0
11/2/17	Home	Win	3-0
10/7/17	Away	Loss	3-0
11/3/16	Away	Win	3-0
10/8/16	Home	Loss	3-2
11/7/15	Home	Win	3-2
10/8/15	Away	Win	3-2
10/30/14	Home	Win	3-2
10/4/14	Away	Loss	3-1
10/26/13	Home	Win	3-0
9/26/13	Away	Loss	3-2
10/27/12	Home	Win	3-0
10/18/12	Away	Win	3-0
10/29/11	Home	Win	3-2
9/22/11	Away	Win	3-1
11/11/10	Away	Loss	3-1
10/16/10	Home	Win	3-0
11/5/09	Home	Win	3-2
10/10/09	Away	Loss	3-0
11/13/08	Away	Loss	3-2
10/18/08	Home	Win	3-1
11/1/07	Home	Win	3-2
10/6/07	Away	Loss	3-1
10/26/06	Away	Loss	3-2
9/30/06	Home	Win	3-0
11/19/05	Away	Win	3-1
10/21/05	Home	Win	3-0
11/12/04	Away	Win	3-0
10/16/04	Home	Win	3-0
11/14/03	Home	Win	3-0
10/18/03	Away	Win	3-0
11/1/02	Away	Win	3-1
10/5/02	Home	Win	3-0

10/26/01	Home	Win	3-0
9/29/01	Away	Win	3-0
11/11/00	Home	Win	3-0
10/13/00	Away	Win	3-0
11/13/99	Away	Win	3-0
10/15/99	Home	Win	3-0
11/13/98	Away	Win	3-1
10/17/98	Home	Win	3-0
11/14/97	Home	Win	3-0
10/18/97	Away	Win	3-0
11/1/96	Away	Win	3-1
10/5/96	Home	Win	3-1
10/27/95	Home	Win	3-0
9/30/95	Away	Win	3-0
10/15/94	Away	Win	3-2
10/8/94	Home	Win	3-0
11/19/93	Away	Win	3-0
10/1/93	Home	Win	3-0
11/8/92	Home	Loss	3-0
10/2/92	Away	Win	3-1
11/1/91	Away	Loss	3-0
10/3/91	Home	Win	3-1
10/26/90	Home	Loss	3-0
10/13/90	Away	Loss	3-2
11/10/89	Away	Loss	3-1
11/3/89	Home	Loss	3-2
11/19/88	Away	Loss	3-1
11/4/88	Home	Win	3-1
11/5/87	Home	Win	3-0
10/2/87	Away	Win	3-1

GRAMBLING STATE

2-0 1-0 H 0-0 A 1-0 N			
8/28/09	Neutral	Win	3-0
11/25/95	Home	Win	3-0

H | H | H

HARVARD

1-0 1-0 H 0-0 A 0-0 N			
9/9/16	Home	Win	3-0

HAWAII

3-8 0-0 H 2-8 A 1-0 N			
11/21/07	Away	Loss	3-0
11/20/07	Away	Loss	3-1
9/24/05	Away	Loss	3-0
9/23/05	Away	Win	3-2
9/19/03	Away	Loss	3-0
9/25/99	Away	Loss	3-0
9/24/99	Away	Loss	3-2
12/5/97	Neutral	Win	3-0
9/20/97	Away	Win	3-2
9/19/97	Away	Loss	3-1
9/8/95	Away	Loss	3-1

HIGH POINT

1-0 0-0 H 1-0 A 0-0 N			
9/8/12	Away	Win	3-1
9/13/19	Neutral	Win	3-0

HOFSTRA

1-0 0-0 H 0-0 A 1-0 N			
9/12/87	Neutral	Win	2-1

HOUSTON

3-2 3-0 H 0-0 A 0-2 N			
9/10/11	Neutral	Loss	3-0
9/11/10	Neutral	Loss	3-0
9/11/09	Home	Win	3-2
9/11/99	Home	Win	3-0
11/2/84	Home	Win	3-2

HOUSTON BAPTIST

1-0 0-0 H 0-0 A 1-0 N

9/5/15	Neutral	Win	3-2
--------	---------	-----	-----

HUMBOLDT STATE

1-0 0-0 H 0-0 A 1-0 N			
9/11/82	Neutral	Win	2-0

I | I | I

IDAHO

4-1 2-0 H 0-0 A 2-1 N			
9/19/14	Neutral	Win	3-0
9/4/09	Neutral	Loss	3-2
9/3/05	Home	Win	3-1
9/14/91	Neutral	Win	3-0
9/8/83	Home	Win	3-2

IDAHO STATE

4-0 1-0 H 1-0 A 2-0 N			
8/29/08	Neutral	Win	3-1
9/21/02	Home	Win	3-0
9/9/95	Neutral	Win	3-1
10/20/84	Away	Win	3-1

ILLINOIS

0-2 0-0 H 0-0 A 0-2 N			
9/21/19	Neutral	Loss	3-1
9/26/87	Neutral	Loss	3-0

ILLINOIS STATE

1-1 1-0 H 0-1 A 0-0 N			
8/26/16	Home	Win	3-1
10/16/83	Away	Loss	3-0

INDIANA

4-1 1-0 H 2-0 A 1-1 N			
9/14/02	Neutral	Loss	3-2
9/7/01	Home	Win	3-1
9/15/00	Away	Win	3-0
8/30/91	Neutral	Win	3-0
10/10/83	Away	Win	3-1

INDIANA STATE

1-0 1-0 H 0-0 A 0-0 N			
9/8/00	Home	Win	3-0

IONA COLLEGE

1-0 1-0 H 0-0 A 0-0 N			
8/25/12	Home	Win	3-0

IOWA

2-0 0-0 H 0-0 A 2-0 N			
9/9/95	Neutral	Win	3-0
9/18/93	Neutral	Win	3-0

J | J | J

JACKSONVILLE

1-0 0-0 H 0-0 A 1-0 N			
9/15/06	Neutral	Win	3-1

JAMES MADISON

1-0 1-0 H 0-0 A 0-0 N			
9/12/98	Home	Win	3-0

K | K | K

KANSAS

1-3 0-0 H 0-0 A 1-3 N			
8/28/22	Neutral	Loss	0-3
12/11/15	Neutral	Loss	3-1
8/28/21	Neutral	Win	3-1
9/			
9/14/12	Neutral	Loss	3-1
9/2/95	Neutral	Win	3-0

KANSAS STATE

0-1 0-0 H 0-1 A 0-0 N

9/3/10	Away	Loss	3-0
--------	------	------	-----

KENTUCKY

0-2 0-1 H 0-1 A 0-0 N			
9/10/11	Away	Loss	3-0
10/11/83	Home	Loss	3-0

L | L | L

LAMAR

1-0 0-0 H 0-0 A 1-0 N			
9/6/13	Neutral	Win	3-0

LIBERTY

2-0 0-0 H 1-0 A 1-0 N			
9/11/21	Away	Win	3-1
9/4/15	Neutral	Win	3-0

LIPSCOMB

1-0 0-0 H 0-0 A 1-0 N			
9/5/08	Neutral	Win	3-1

LIU BROOKLYN

1-0 1-0 H 0-0 A 0-0 N			
8/29/14	Home	Win	3-0

LONG BEACH STATE

7-21 1-9 H 3-11 A 2-0 N			
9/17/22	Away	Loss	3-2
9/16/22	Home	Win	3-1
9/7/17	Home	Win	3-0
9/8/16	Away	Loss	3-0
9/10/15	Home	Loss	3-2
9/11/14	Away	Win	3-1
9/12/13	Home	Loss	3-0
11/23/11	Away	Loss	3-0
9/24/10	Home	Loss	3-0
11/28/09	Away	Loss	3-0
12/6/97	Away	Loss	3-0
9/25/96	Home	Loss	3-2
11/1/95	Away	Loss	3-0
9/10/94	Neutral	Win	3-0
9/1/94	Home	Loss	3-1
9/6/91	Away	Loss	3-0
9/14/90	Away	Loss	3-1
9/6/90	Neutral	Win	3-2
10/18/89	Away	Loss	3-0
9/19/89	Home	Loss	3-0
10/18/88	Away	Loss	3-1
9/13/88	Home	Loss	3-0
11/17/87	Away	Win	3-2
9/30/87	Home	Loss	3-1
11/20/85	Home	Loss	3-0
11/6/85	Away	Loss	3-0
9/28/84	Away	Loss	3-0
8/27/23	Away	Win	3-0

LOUISIANA STATE

2-0 1-0 H 1-0 A 0-0 N			
9/7/96	Home	Win	3-0
9/11/93	Away	Win	3-0

LOUISVILLE

1-0 0-0 H 1-0 A 0-0 N			
10/13/83	Away	Win	3-1

M | M | M

MARQUETTE

1-0 0-0 H 0-0 A 1-0 N			
9/16/00	Neutral	Win	3-0

MARYLAND

0-1 0-0 H 0-1 A 0-0 N			
9/14/02	Away	Loss	3-2

MASSACHUSETTS			
1-0 1-0 H 0-0 A 0-0 N			
9/6/97	Home	Win	3-0
MEMPHIS STATE			
2-0 0-0 H 0-0 A 2-0 N			
11/29/90	Neutral	Win	3-0
9/16/83	Neutral	Win	2-0
MIAMI			
2-0 1-0 H 1-0 A 0-0 N			
9/16/06	Away	Win	3-0
9/10/04	Home	Win	3-0
MICHIGAN			
0-1 0-1 H 0-0 A 0-0 N			
8/26/17	Home	Loss	3-0
MICHIGAN STATE			
1-2 0-0 H 0-0 A 1-2 N			
12/5/14	Neutral	Loss	3-1
8/25/07	Neutral	Win	3-1
9/13/97	Neutral	Loss	3-0
MIDDLE TENNESSEE			
0-1 0-0 H 0-1 A 0-0 N			
9/6/08	Away	Loss	3-0
MINNESOTA			
0-1 0-0 H 0-0 A 0-1 N			
9/18/04	Neutral	Loss	3-0
MISSISSIPPI			
1-0 0-0 H 0-0 A 1-0 N			
9/4/92	Neutral	Win	3-0
MONTANA			
0-1 0-0 H 0-0 A 0-1 N			
9/12/92	Neutral	Loss	3-0
MONTANA STATE			
1-0 0-0 H 0-0 A 1-0 N			
9/3/16	Neutral	Win	3-0
MOREHEAD STATE			
2-0 0-0 H 1-0 A 1-0 N			
9/11/92	Neutral	Win	3-0
10/12/83	Away	Win	3-0
MURRAY STATE			
2-0 1-0 H 0-0 A 1-0 N			
12/5/92	Neutral	Win	3-0
9/1/90	Home	Win	3-2
N N N			
NAVY			
1-0 0-0 H 0-0 A 1-0 N			
9/11/21	Neutral	Win	03-0
NEBRASKA			
0-3 0-0 H 0-2 A 0-1 N			
9/1/22	Away	Loss	0-3
9/18/98	Away	Loss	3-0
9/25/87	Away	Loss	3-0
10/27/84	Neutral	Loss	3-0
NEVADA			
8-1 4-0 H 1-1 A 3-0 N			
9/18/09	Neutral	Win	3-0
9/9/06	Home	Win	3-0
9/10/05	Neutral	Win	3-0
11/14/86	Away	Loss	3-1
10/18/86	Home	Win	3-0
11/15/85	Home	Win	3-2
10/19/85	Away	Win	3-2
11/4/82	Home	Win	3-1

9/11/82	Neutral	Win	2-0
NEW MEXICO			
5-4 2-1 H 1-2 A 2-1 N			
8/30/08	Away	Loss	3-0
9/12/03	Neutral	Win	3-0
9/8/01	Home	Win	3-1
9/17/99	Away	Win	3-0
9/6/96	Home	Win	3-0
9/1/95	Away	Loss	3-1
9/7/91	Neutral	Win	3-2
10/11/86	Neutral	Loss	3-0
11/3/83	Home	Loss	3-1
NIAGARA			
1-0 1-0 H 0-0 A 0-0 N			
8/27/16	Home	Win	3-1
NORTH CAROLINA			
2-2 1-0 H 1-1 A 0-1 N			
9/15/17	Away	Win	3-2
9/2/06	Home	Win	3-1
9/17/04	Away	Loss	3-2
9/20/91	Neutral	Loss	3-1
NORTH TEXAS			
1-0 1-0 H 0-0 A 0-0 N			
8/30/13	Home	Win	3-0
NORTHEASTERN			
3-0 2-0 H 0-0 A 1-0 N			
8/26/06	Neutral	Win	3-0
9/2/05	Home	Win	3-0
9/5/03	Home	Win	3-0
NORTHERN ARIZONA			
8-1 2-0 H 1-1 A 5-0 N			
9/5/15	Away	Loss	3-2
9/7/90	Neutral	Win	3-0
9/12/87	Neutral	Win	2-0
9/11/87	Neutral	Win	2-0
11/15/86	Home	Win	3-1
10/11/86	Away	Win	3-1
10/12/85	Home	Win	3-1
11/12/82	Neutral	Win	2-0
9/24/82	Neutral	Win	2-0
NORTHERN COLORADO			
1-0 1-0 H 0-0 A 0-0 N			
9/13/14	Home	Win	3-0
NORTHERN ILLINOIS			
1-1 0-0 H 0-0 A 1-1 N			
9/1/17	Neutral	Win	3-1
12/4/92	Neutral	Loss	3-2
NORTHERN IOWA			
2-0 0-0 H 0-0 A 2-0 N			
9/2/95	Neutral	Win	3-0
9/24/88	Neutral	Win	3-2
NORTHWESTERN			
1-0 1-0 H 0-0 A 0-0 N			
8/31/07	Home	Win	3-0
NOTRE DAME			
2-2 1-0 H 1-2 A 0-0 N			
9/15/12	Away	Win	3-1
9/6/02	Home	Win	3-1
9/21/00	Away	Loss	3-1
9/23/94	Away	Loss	3-0
O O O			
OAKLAND			

1-0 1-0 H 0-0 A 0-0 N			
9/12/15	Home	Win	3-0
OHIO STATE			
1-1 1-1 H 0-0 A 0-0 N			
9/10/08	Home	Loss	3-1
9/10/99	Home	Win	3-2
OKLAHOMA			
1-0 1-0 H 0-0 A 0-0 N			
8/31/02	Home	Win	3-0
OLE MISS			
1-0 0-0 H 0-0 A 1-0 N			
9/2/22	Neutral	Win	3-0
ORAL ROBERTS			
2-1 0-1 H 0-0 A 2-0 N			
9/4/10	Neutral	Win	3-0
8/31/01	Neutral	Win	3-1
11/29/95	Home	Loss	3-2
OREGON			
1-2 0-0 H 0-2 A 1-0 N			
12/2/22	Away	Loss	3-2
9/1/17	Away	Loss	3-2
9/3/93	Neutral	Win	3-0
9/8/89	Away	Loss	3-0
OREGON STATE			
2-2 0-0 H 0-1 A 2-1 N			
9/4/11	Away	Loss	0-3
9/14/07	Neutral	Win	3-2
9/7/90	Neutral	Loss	3-0
9/6/85	Neutral	Win	2-0
P P P			
PACIFIC			
5-10 3-3 H 2-7 A 0-0 N			
11/3/22	Away	Win	3-0
10/8/22	Home	Win	3-0
11/4/21	Home	Loss	3-1
10/9/21	Away	Win	3-2
11/14/19	Home	Win	3-0
10/19/19	Away	Win	3-2
11/1/18	Away	Loss	3-0
10/6/18	Home	Win	3-2
10/26/17	Away	Loss	3-0
9/30/17	Home	Win	3-0
10/27/16	Home	Loss	3-2
10/1/16	Away	Loss	3-2
10/31/15	Away	Win	3-0
10/1/15	Home	Loss	3-1
11/22/14	Home	Loss	3-2
9/25/14	Away	Loss	3-2
11/7/13	Home	Win	3-0
10/12/13	Away	Loss	3-1
9/16/11	Away	Loss	3-0
9/19/09	Away	Loss	3-0
9/13/07	Away	Loss	3-1
PEPPERDINE			
26-59 17-25 H 9-32 A 0-2 N			
11/11/22	Away	Win	3-1
10/14/22	Home	Win	3-1
10/29/21	Home	Loss	3-0
10/2/21	Away	Loss	3-2
3/19/21	Home	Loss	3-1
3/18/21	Away	Loss	3-0
11/8/19	Away	Loss	3-0
10/11/19	Home	Loss	3-1
11/18/18	Home	Loss	3-0
10/13/18	Away	Loss	3-0
11/18/17	Away	Win	3-1

9/23/17	Home	Loss	3-1
11/19/16	Home	Win	3-1
9/24/16	Away	Win	3-0
11/21/15	Home	Win	3-0
9/26/15	Away	Loss	3-2
11/8/14	Home	Win	3-0
10/11/14	Away	Win	3-0
11/16/13	Away	Loss	3-2
10/17/13	Home	Win	3-0
11/8/12	Home	Win	3-1
10/25/12	Away	Loss	3-2
11/10/11	Away	Loss	3-0
10/5/11	Home	Loss	3-0
11/6/10	Away	Loss	3-0
10/9/10	Home	Loss	3-0
11/13/09	Home	Loss	3-1
10/17/09	Away	Loss	3-0
11/6/08	Away	Loss	3-0
10/11/08	Home	Loss	3-1
10/27/07	Home	Loss	3-0
9/29/07	Away	Loss	3-1
11/16/06	Away	Loss	3-0
10/19/06	Home	Win	3-0
11/11/05	Home	Loss	3-1
10/14/05	Away	Loss	3-0
11/5/04	Away	Loss	3-0
10/8/04	Home	Win	3-1
11/8/03	Home	Loss	3-2
10/11/03	Away	Loss	3-1
11/9/02	Away	Loss	3-0
10/12/02	Home	Loss	3-1
11/3/01	Home	Loss	3-0
10/6/01	Away	Loss	3-1
11/4/00	Away	Win	3-1
10/7/00	Home	Loss	3-1
11/6/99	Home	Loss	3-0
10/9/99	Away	Loss	3-0
11/21/98	Away	Loss	3-1
10/24/98	Home	Win	3-2
11/22/97	Home	Loss	3-1
10/25/97	Away	Loss	3-1
11/9/96	Away	Win	3-1
10/12/96	Home	Win	3-1
11/4/95	Home	Win	3-0
10/7/95	Away	Win	3-2
11/12/94	Home	Win	3-1
10/29/94	Away	Loss	3-2
11/6/93	Away	Win	3-2
10/21/93	Home	Win	3-2
10/31/92	Away	Loss	3-0
10/24/92	Home	Win	3-0
10/26/91	Home	Loss	3-0
10/19/91	Away	Loss	3-0
11/10/90	Away	Loss	3-0
11/3/90	Home	Loss	3-1
11/18/89	Home	Loss	3-0
10/12/89	Away	Loss	3-0
11/10/88	Away	Loss	3-0
10/6/88	Home	Loss	3-0
10/20/87	Home	Loss	3-2
10/6/87	Away	Loss	3-1
11/4/86	Away	Win	3-2
9/30/86	Home	Loss	3-2
11/5/85	Home	Loss	3-1
10/1/85	Away	Loss	3-2
10/2/84	Home	Loss	3-0
9/20/84	Away	Loss	3-0
9/15/84	Neutral	Loss	2-0
9/14/84	Neutral	Loss	2-0
11/8/83	Home	Win	3-0
9/22/83	Away	Loss	3-1
9/9/83	Home	Win	3-0
10/12/82	Away	Loss	1-3
9/3/82	Home	Win	2-0

PITTSBURGH

2-0 2-0 H 0-0 A 0-0 N			
9/12/08	Home	Win	3-0
9/16/95	Home	Win	3-0

PORTLAND

55-11 30-2 H 24-8 A 1-1 N			
10/22/22	Away	Win	3-2
9/27/22	Home	Win	3-0
11/23/21	Home	Win	3-0
10/21/21	Away	Win	3-1
2/9/21	Home	Win	3-1
2/7/21	Home	Win	3-0
10/31/19	Away	Win	3-1
10/5/19	Home	Win	3-0
11/15/18	Home	Win	3-0
9/22/18	Away	Win	3-2
11/4/17	Home	Win	3-2
10/5/17	Away	Win	3-0
11/5/16	Away	Win	3-0
10/6/16	Home	Win	3-0
11/5/15	Home	Win	3-0
10/10/15	Away	Win	3-0
11/1/14	Home	Win	3-0
10/2/14	Away	Win	3-1
10/24/13	Home	Win	3-1
9/28/13	Away	Win	3-0
11/1/12	Home	Win	3-0
10/20/12	Away	Win	3-0
10/27/11	Home	Win	3-0
9/24/11	Away	Win	3-2
11/13/10	Away	Loss	3-0
10/14/10	Home	Win	3-0
11/7/09	Home	Win	3-0
10/8/09	Away	Loss	3-2
11/15/08	Away	Win	3-1
10/16/08	Home	Win	3-0
11/3/07	Home	Win	3-0
10/4/07	Away	Win	3-0
10/28/06	Away	Win	3-1
9/28/06	Home	Win	3-0
11/17/05	Away	Loss	3-0
10/22/05	Home	Win	3-0
11/13/04	Away	Win	3-1
10/15/04	Home	Win	3-0
11/15/03	Home	Win	3-0
10/17/03	Away	Win	3-0
11/2/02	Away	Loss	3-1
10/4/02	Home	Win	3-0
10/27/01	Home	Win	3-0
9/28/01	Away	Win	3-0
11/10/00	Home	Win	3-0
10/14/00	Away	Win	3-1
11/12/99	Away	Win	3-0
10/16/99	Home	Win	3-0
11/14/98	Away	Win	3-0
10/16/98	Home	Win	3-0
11/15/97	Home	Win	3-0
10/17/97	Away	Win	3-0
11/2/96	Away	Win	3-0
10/4/96	Home	Win	3-0
10/28/95	Home	Win	3-0
9/29/95	Away	Win	3-0
10/14/94	Away	Win	3-2
10/7/94	Home	Win	3-2
11/20/93	Away	Win	3-0
10/2/93	Home	Win	3-0
11/6/92	Home	Win	3-0
10/3/92	Away	Win	3-0
11/2/91	Away	Loss	3-1
10/4/91	Home	Win	3-1
10/25/90	Home	Win	3-2
10/12/90	Away	Win	3-1

11/11/89	Away	Loss	3-0
11/4/89	Home	Loss	3-1
11/17/88	Away	Loss	3-1
11/3/88	Home	Loss	3-2
11/6/87	Home	Win	3-0
10/3/87	Away	Loss	3-2
9/14/85	Neutral	Loss	2-0
9/6/85	Neutral	Win	2-0

PORTLAND STATE

3-2 0-0 H 0-1 A 3-1 N			
9/18/14	Neutral	Win	3-0
9/12/97	Neutral	Win	3-0
11/12/89	Away	Loss	3-0
9/11/82	Neutral	Loss	0-2
9/11/82	Neutral	Win	2-1

PROVIDENCE

1-0 1-0 H 0-0 A 0-0 N			
10/22/92	Home	Win	3-0

PURDUE

0-1 0-0 H 0-1 A 0-0 N			
8/27/21	Away	Loss	3-1

Q|Q|Q

QUINNIPIAC

1-0 1-0 H 0-0 A 0-0 N			
8/27/11	Home	Win	3-0

R|R|R

RICE

2-3 0-0 H 0-2 A 2-1 N			
9/7/19	Away	Loss	3-1
9/6/19	Away	Loss	3-1
9/18/04	Neutral	Loss	3-0
9/24/94	Neutral	Win	3-1
8/31/91	Neutral	Win	3-0

Rhode Island

08/24/18	Neutral	Win	3-0
----------	---------	-----	-----

S|S|S

SACRAMENTO STATE

4-2 2-0 H 1-1 A 1-1 N			
9/6/14	Away	Win	3-0
9/10/05	Away	Loss	3-1
8/30/03	Home	Win	3-0
9/16/95	Home	Win	3-1
11/13/82	Neutral	Win	2-0
9/25/82	Neutral	Loss	1-2

SAINT LOUIS

2-0 1-0 H 0-0 A 1-0 N			
9/13/03	Neutral	Win	3-0
9/7/02	Home	Win	3-2

SAINT MARY'S

52-23 31-8 H 21-14 A 2-0 N			
11/5/22	Away	Win	3-2
10/18/22	Home	Win	3-0
11/6/21	Home	Loss	3-0
10/7/21	Away	Loss	3-0
1/27/21	Home	Loss	3-2
1/26/21	Home	Win	3-1
11/16/19	Home	Win	3-1
10/17/19	Away	Win	3-2
11/3/18	Away	Win	3-2
10/4/18	Home	Win	3-0
10/28/17	Away	Loss	3-1
9/28/17	Home	Win	3-2
10/29/16	Home	Win	3-0
9/29/16	Away	Win	3-1
10/29/15	Away	Win	3-2

10/3/15	Neutral	Win	3-0
11/20/14	Home	Win	3-0
9/27/14	Away	Win	3-0
11/9/13	Home	Win	3-0
10/9/13	Away	Loss	3-2
10/6/12	Home	Loss	3-1
9/20/12	Away	Win	3-0
10/22/11	Away	Win	3-2
10/1/11	Home	Win	3-0
11/18/10	Home	Loss	3-2
10/23/10	Away	Loss	3-1
10/29/09	Away	Loss	3-0
10/3/09	Home	Loss	3-0
10/30/08	Home	Loss	3-2
10/4/08	Away	Loss	3-1
11/17/07	Home	Win	3-1
10/18/07	Away	Win	3-0
11/11/06	Away	Loss	3-0
10/12/06	Home	Loss	3-2
11/5/05	Home	Win	3-1
10/7/05	Away	Loss	3-2
10/30/04	Home	Loss	3-1
10/1/04	Away	Loss	3-1
11/1/03	Away	Loss	3-2
10/3/03	Home	Win	3-2
11/22/02	Away	Loss	3-1
10/26/02	Home	Win	3-1
11/16/01	Home	Win	3-0
10/20/01	Away	Win	3-1
10/27/00	Away	Loss	3-0
9/30/00	Home	Win	3-0
10/29/99	Home	Win	3-0
10/2/99	Away	Win	3-1
10/31/98	Away	Loss	3-2
10/2/98	Home	Win	3-0
11/1/97	Home	Win	3-1
10/3/97	Away	Win	3-0
11/15/96	Home	Win	3-0
10/19/96	Away	Win	3-0
11/10/95	Away	Win	3-0
10/14/95	Home	Win	3-0
11/18/94	Home	Win	3-0
10/1/94	Away	Win	3-0
10/23/93	Away	Win	3-1
10/15/93	Home	Win	3-0
11/19/92	Away	Loss	3-2
10/17/92	Home	Win	3-0
11/8/91	Home	Win	3-1
10/10/91	Away	Loss	3-2
11/16/90	Away	Win	3-0
10/6/90	Home	Win	3-0
10/5/89	Home	Win	3-2
9/30/89	Away	Win	3-1
10/27/88	Away	Win	3-2
9/30/88	Home	Win	3-2
11/20/87	Home	Win	3-0
11/13/87	Away	Win	3-0
10/17/86	Home	Win	3-0
9/25/86	Away	Win	3-0
9/11/82	Neutral	Win	2-0

SAMFORD

1-0 | 0-0 H | 0-0 A | 1-0 N

8/30/19	Neutral	Win	3-2
---------	---------	-----	-----

SAM HOUSTON STATE

1-0 | 0-0 H | 0-0 A | 1-0 N

9/5/92	Neutral	Win	3-1
--------	---------	-----	-----

SAN DIEGO

37-45 | 19-19 H | 18-26 A | 0-0 N

11/17/22	Home	Loss	3-2
9/24/22	Away	Loss	3-2
11/11/21	Away	Loss	3=0

10/16/21	Home	Loss	3-2
3/13/21	Home	Win	3-2
3/12/21	Home	Loss	3-0
11/26/19	Away	Loss	3-1
10/26/19	Home	Loss	3-1
10/20/18	Away	Loss	3-0
9/25/18	Home	Loss	3-1
10/19/17	Home	Loss	3-0
9/26/17	Away	Loss	3-0
10/20/16	Away	Loss	3-1
9/27/16	Home	Loss	3-2
11/24/15	Away	Win	3-0
10/22/15	Home	Loss	3-0
10/25/14	Away	Loss	3-0
9/30/14	Home	Win	3-0
11/2/13	Home	Loss	3-1
10/3/13	Away	Loss	3-2
10/13/12	Away	Loss	3-0
9/27/12	Home	Loss	3-1
11/12/11	Home	Loss	3-1
10/15/11	Away	Loss	3-1
11/20/10	Home	Loss	3-0
10/21/10	Away	Loss	3-1
10/31/09	Away	Loss	3-0
10/1/09	Home	Loss	3-2
11/20/08	Home	Loss	3-0
10/25/08	Away	Loss	3-0
11/8/07	Away	Loss	3-2
10/13/07	Home	Loss	3-1
11/2/06	Home	Loss	3-2
10/7/06	Away	Loss	3-1
10/28/05	Away	Win	3-2
10/1/05	Home	Loss	3-2
11/19/04	Home	Loss	3-2
10/23/04	Away	Loss	3-0
11/21/03	Away	Win	3-1
10/25/03	Home	Win	3-1
11/23/02	Away	Loss	3-0
10/25/02	Home	Loss	3-0
11/17/01	Home	Loss	3-0
10/19/01	Away	Win	3-1
10/28/00	Away	Win	3-1
9/29/00	Home	Win	3-1
10/30/99	Home	Loss	3-2
10/1/99	Away	Loss	3-0
11/6/98	Home	Loss	3-2
10/10/98	Away	Loss	3-0
11/7/97	Away	Win	3-1
10/11/97	Home	Loss	3-0
11/23/96	Away	Win	3-2
10/25/96	Home	Win	3-1
11/18/95	Home	Win	3-0
10/20/95	Away	Win	3-0
10/27/94	Away	Win	3-0
10/22/94	Home	Win	3-1
10/29/93	Away	Loss	3-2
10/16/93	Home	Win	3-0
11/13/92	Home	Win	3-1
10/10/92	Away	Win	3-0
11/15/91	Away	Win	3-1
9/28/91	Home	Win	3-0
10/19/90	Home	Win	3-0
9/29/90	Away	Win	3-0
10/13/89	Away	Win	3-1
10/6/89	Home	Win	3-0
10/15/88	Away	Loss	3-2
9/29/88	Home	Win	3-2
11/21/87	Home	Win	3-0
11/14/87	Away	Win	3-0
11/21/86	Home	Win	3-0
10/25/86	Away	Win	3-0
11/22/85	Away	Win	3-1
10/26/85	Home	Win	3-0
11/6/84	Home	Win	3-1

9/25/84	Away	Loss	3-0
11/1/83	Home	Win	3-0
9/27/83	Away	Win	3-1
11/5/82	Away	Win	3-0
10/15/82	Home	Win	3-0

SAN DIEGO STATE

14-12 | 8-5 H | 5-5 A | 1-2 N

9/8/17	Away	Win	3-0
9/20/15	Home	Win	3-0
9/13/05	Home	Win	3-0
9/21/04	Away	Win	3-0
9/24/03	Home	Win	3-0
9/25/02	Away	Win	3-2
9/18/01	Home	Win	3-0
9/27/00	Away	Win	3-0
9/1/99	Home	Win	3-0
9/23/98	Away	Win	3-0
9/30/97	Home	Win	3-1
9/13/96	Neutral	Win	3-0
9/26/95	Home	Loss	3-2
11/8/94	Away	Loss	3-0
9/16/94	Home	Loss	3-2
9/21/93	Home	Win	3-0
9/25/92	Away	Loss	3-0
9/17/91	Home	Win	3-1
10/9/90	Away	Loss	3-0
9/14/89	Home	Loss	3-0
11/22/88	Away	Loss	3-0
10/11/88	Home	Loss	3-0
9/20/86	Neutral	Loss	2-0
9/19/86	Neutral	Loss	2-0
9/6/84	Home	Loss	3-0
8/31/84	Away	Loss	3-0

SAN FRANCISCO

51-17 | 27-7 H | 24-10 A | 0-0 N

10/27/22	Home	Loss	3-1
10/1/22	Away	Win	3-2
11/20/21	Home	Win	3-1
9/25/21	Away	Win	3-0
2/3/21	Away	Loss	3-2
2/2/21	Away	Loss	3-2
11/21/19	Away	Loss	3-1
9/28/19	Home	Win	3-0
10/25/18	Home	Win	3-1
9/29/18	Away	Win	3-0
11/9/17	Away	Win	3-0
10/14/17	Home	Win	3-0
11/10/16	Home	Win	3-0
10/15/16	Away	Win	3-0
11/14/15	Away	Win	3-0
10/15/15	Home	Win	3-0
11/15/14	Away	Win	3-1
10/16/14	Home	Win	3-2
11/23/13	Away	Loss	3-0
9/19/13	Home	Win	3-0
11/17/12	Away	Loss	3-2
9/22/12	Home	Loss	3-2
11/19/11	Home	Loss	3-1
10/13/11	Away	Loss	3-0
10/28/10	Home	Win	3-1
10/2/10	Away	Win	3-1
11/19/09	Away	Loss	3-0
10/24/09	Home	Win	3-1
11/22/08	Home	Loss	3-2
10/23/08	Away	Loss	3-0
11/10/07	Away	Win	3-1
10/11/07	Home	Win	3-1
11/9/06	Away	Loss	3-0
10/14/06	Home	Loss	3-1
11/4/05	Home	Win	3-0
10/8/05	Away	Win	3-0
10/29/04	Home	Win	3-1

10/2/04	Away	Win	3-1
10/31/03	Away	Win	3-2
10/4/03	Home	Win	3-1
11/15/02	Home	Win	3-1
10/19/02	Away	Win	3-0
11/9/01	Away	Win	3-0
10/13/01	Home	Loss	3-2
11/18/00	Away	Win	3-0
10/20/00	Home	Win	3-0
11/20/99	Home	Win	3-0
10/22/99	Away	Win	3-1
11/7/98	Home	Win	3-0
10/9/98	Away	Win	3-0
11/8/97	Away	Win	3-0
10/10/97	Home	Win	3-0
11/22/96	Away	Win	3-0
10/26/96	Home	Win	3-0
11/17/95	Home	Win	3-0
10/21/95	Away	Win	3-0
11/4/94	Away	Loss	3-1
10/21/94	Home	Win	3-1
11/13/93	Home	Win	3-0
10/8/93	Away	Win	3-0
11/21/92	Away	Win	3-0
10/16/92	Home	Win	3-1
11/9/91	Home	Win	3-0
10/11/91	Away	Win	3-2
11/17/90	Away	Win	3-1
10/5/90	Home	Win	3-1
10/21/89	Home	Win	3-1
9/28/89	Away	Win	3-0
10/29/88	Away	Loss	3-1
10/22/88	Home	Loss	3-2
10/31/87	Away	Loss	3-2
10/16/87	Home	Win	3-2
10/31/86	Home	Win	3-0
9/27/86	Away	Win	3-1
11/1/85	Away	Loss	3-2
9/28/85	Home	Win	3-1

SAN FRANCISCO STATE

1-0 0-0 H 0-0 A 1-0 N			
9/25/82	Neutral	Win	2-0

SAN JOSE STATE

5-3 2-0 H 0-2 A 3-1 N			
9/10/22	Home	Win	3-2
9/17/11	Neutral	Win	3-1
9/13/08	Home	Win	3-1
9/17/05	Neutral	Win	3-2
9/1/00	Neutral	Win	3-1
9/11/92	Neutral	Loss	3-1
11/10/84	Away	Loss	3-0
11/15/83	Away	Loss	3-0

SANTA CLARA

40-35 20-16 H 18-18 A 2-1 N			
10/29/22	Home	Win	3-0
9/29/22	Away	Win	3-0
11/18/21	Home	Loss	3-1
9/23/21	Away	Win	3-1
3/22/21	Home	Win	3-0
3/21/21	Home	Win	3-0
11/23/19	Away	Loss	3-2
9/26/19	Home	Win	3-0
10/27/18	Home	Win	3-2
9/27/18	Away	Win	3-0
11/11/17	Away	Loss	3-2
10/12/17	Home	Win	3-2
11/12/16	Home	Loss	3-1
10/13/16	Away	Win	3-0
11/12/15	Away	Loss	3-0
10/17/15	Home	Win	3-2
11/13/14	Away	Win	3-0

10/18/14	Home	Loss	3-2
11/21/13	Away	Loss	3-1
9/21/13	Home	Win	3-2
11/15/12	Away	Win	3-0
10/11/12	Home	Win	3-0
11/5/11	Home	Win	3-1
10/20/11	Away	Loss	3-0
10/30/10	Home	Win	3-1
9/30/10	Away	Win	3-0
11/21/09	Away	Loss	3-1
10/22/09	Home	Loss	3-1
11/1/08	Home	Loss	3-1
10/2/08	Away	Loss	3-1
11/15/07	Home	Win	3-0
10/20/07	Away	Loss	3-0
11/4/06	Home	Loss	3-2
10/5/06	Away	Win	3-0
10/29/05	Away	Loss	3-1
9/30/05	Home	Loss	3-1
11/20/04	Home	Win	3-1
10/22/04	Away	Loss	3-1
11/22/03	Away	Loss	3-2
10/24/03	Home	Win	3-2
11/16/02	Home	Loss	3-2
10/18/02	Away	Loss	3-1
11/10/01	Away	Loss	3-0
10/12/01	Home	Loss	3-0
11/17/00	Away	Loss	3-1
10/21/00	Home	Loss	3-0
11/19/99	Home	Loss	3-1
10/23/99	Away	Win	3-1
10/30/98	Away	Loss	3-2
10/3/98	Home	Win	3-0
10/31/97	Home	Win	3-1
10/4/97	Away	Win	3-1
11/16/96	Home	Win	3-0
10/18/96	Away	Win	3-0
11/11/95	Away	Win	3-0
10/13/95	Home	Win	3-0
11/19/94	Home	Win	3-1
9/30/94	Away	Win	3-0
11/12/93	Home	Loss	3-0
10/9/93	Away	Loss	3-2
11/20/92	Away	Loss	3-2
11/14/92	Home	Win	3-1
9/12/92	Neutral	Win	3-0
10/12/91	Away	Win	3-2
9/27/91	Home	Loss	3-2
11/15/90	Away	Win	3-1
10/20/90	Home	Win	3-2
10/20/89	Home	Loss	3-2
9/29/89	Away	Win	3-2
10/28/88	Away	Loss	3-2
10/21/88	Home	Loss	3-2
10/30/87	Away	Win	3-2
10/17/87	Home	Win	3-1
11/1/86	Home	Win	3-1
9/26/86	Away	Win	3-1
9/20/86	Neutral	Win	2-0
11/2/85	Away	Win	3-2
9/29/85	Home	Loss	3-2
9/14/85	Neutral	Loss	2-0
11/9/84	Away	Loss	3-1
9/8/84	Home	Win	3-1
11/14/83	Away	Win	3-0
9/8/83	Home	Loss	3-1

SEATTLE

2-0 1-0 H 0-0 A 1-0 N			
9/13/13	Home	Win	3-0
9/4/11	Neutral	Win	3-0

SOUTH FLORIDA

2-0 0-0 H 0-0 A 2-0 N

9/13/97	Neutral	Win	3-1
9/9/94	Neutral	Win	3-0

SOUTHEAST MISSOURI

2-0 0-0 H 0-0 A 2-0 N			
12/2/99	Neutral	Win	3-2
9/3/99	Neutral	Win	3-0

SOUTHERN ILLINOIS

1-0 0-0 H 0-0 A 1-0 N			
9/17/16	Neutral	Win	3-0

SOUTHERN METHODIST

2-0 1-0 H 0-0 A 1-0 N			
9/9/06	Home	Win	3-0
9/16/05	Neutral	Win	3-2

SOUTHERN MISSISSIPPI

1-0 0-0 H 0-0 A 1-0 N			
9/10/93	Neutral	Win	3-0

SOUTHERN MISSOURI STATE

1-0 0-0 H 0-0 A 1-0 N			
12/4/92	Neutral	Win	3-1

ST. JOHN'S

0-1 0-0 H 0-0 A 0-1 N			
8/24/07	Neutral	Loss	3-0

STANFORD

1-3 0-1 H 1-0 A 0-2 N			
12/4/15	Away	Win	3-0
11/30/00	Neutral	Loss	3-0
9/2/92	Home	Loss	3-0
12/11/86	Neutral	Loss	3-0

STONY BROOK

1-0 1-0 H 0-0 A 0-0 N			
9/12/15	Home	Win	3-0

SYRACUSE

1-0 0-0 H 0-0 A 1-0 N			
9/21/91	Neutral	Win	3-1

T I T

TENNESSEE

1-2 0-2 H 0-0 A 1-0 N			
9/1/06	Home	Loss	3-1
9/4/04	Home	Loss	3-0
9/26/87	Neutral	Win	3-1

TEXAS

0-1 0-0 H 0-0 A 0-1 N			
8/26/24	Neutral	Loss	3-0

TEXAS A&M

0-2 0-0 H 0-0 A 0-2 N			
9/5/13	Neutral	Loss	3-1
8/30/96	Neutral	Loss	3-2

TEXAS A&M - CORPUS CHRISTI

1-0 1-0 H 0-0 A 0-0 N			
9/12/14	Home	Win	3-2

TEXAS CHRISTIAN UNIVERSITY

1-0 0-0 H 1-0 A 0-0 N			
8/29/09	Away	Win	3-1

TEXAS EL-PASO

1-0 0-0 H 0-0 A 1-0 N			
9/18/99	Neutral	Win	3-0

TEXAS SAN ANTONIO

0-1 0-0 H 0-1 A 0-0 N

9/6/13	Away	Loss	3-1
TEXAS STATE			
1-0 0-0 H 0-0 A 1-0 N			
9/12/87	Neutral	Win	2-1
TEXAS TECH			
1-0 0-0 H 0-0 A 1-0 N			
9/18/99	Neutral	Win	3-0
TULANE			
2-0 1-0 H 0-0 A 1-0 N			
9/7/07	Home	Win	3-1
8/30/97	Neutral	Win	3-0

U|U|U

UC DAVIS			
1-0 0-0 H 0-0 A 1-0 N			
11/13/82	Neutral	Win	2-0
UC IRVINE			
19-7 9-4 H 7-3 A 3-0 N			
8/31/12	Home	Win	3-0
10/8/10	Away	Win	3-2
9/12/09	Home	Loss	3-1
9/13/08	Home	Win	3-0
9/4/07	Away	Win	3-2
9/20/06	Home	Win	3-1
9/8/06	Home	Win	3-1
10/18/05	Away	Win	3-0
9/15/98	Home	Win	3-0
8/29/97	Neutral	Win	3-0
9/21/96	Home	Win	3-0
9/9/94	Neutral	Win	3-1
9/4/93	Away	Win	3-1
11/10/92	Home	Loss	3-2
9/14/91	Away	Win	3-1
9/11/90	Home	Win	3-2
11/7/89	Away	Loss	3-0
9/10/88	Away	Loss	3-1
11/13/85	Home	Loss	3-1
11/14/84	Home	Loss	3-1
10/24/84	Away	Win	3-2
9/15/84	Neutral	Win	2-1
11/5/83	Away	Win	3-1
10/4/83	Home	Win	3-0
10/20/82	Away	Loss	1-3
9/7/82	Home	Win	3-0

UC RIVERSIDE

5-3 3-1 H 1-1 A 1-1 N			
9/16/11	Neutral	Loss	3-0
9/17/10	Neutral	Win	3-0
9/19/08	Home	Win	3-1
9/14/04	Home	Win	3-0
9/30/03	Away	Win	3-0
9/16/86	Home	Win	3-0
9/18/85	Away	Loss	3-0
9/14/82	Home	Loss	0-3

UC SAN DIEGO

4-0 2-0 H 1-0 A 1-0 N			
11/18/83	Away	Win	3-1
10/16/82	Home	Win	3-1
10/2/82	Home	Win	3-1
9/25/82	Neutral	Win	2-1

UC SANTA BARBARA

11-29 7-13 H 3-15 A 1-1 N			
9/18/15	Away	Win	3-2
9/5/14	Neutral	Win	3-0
8/25/12	Home	Loss	3-0
10/7/11	Home	Win	3-2
9/22/09	Away	Loss	3-0

9/16/08	Home	Win	3-1
9/1/07	Home	Win	3-0
9/26/06	Away	Loss	3-2
11/22/05	Home	Loss	3-1
10/5/04	Away	Win	3-1
9/2/03	Home	Win	3-1
10/8/02	Away	Loss	3-1
10/3/01	Home	Win	3-0
10/4/00	Away	Loss	3-0
12/3/99	Away	Loss	3-1
10/19/99	Home	Loss	3-2
9/29/98	Away	Loss	3-1
9/6/97	Home	Loss	3-1
12/8/96	Home	Win	3-1
9/18/96	Home	Win	3-1
9/19/95	Away	Win	3-2
10/18/94	Home	Loss	3-0
9/10/94	Away	Loss	3-0
9/28/93	Away	Loss	3-2
9/18/92	Home	Loss	3-0
11/6/90	Away	Loss	3-1
9/4/90	Home	Loss	3-1
11/21/89	Away	Loss	3-0
9/13/89	Home	Loss	3-0
11/6/88	Away	Loss	3-0
9/20/88	Home	Loss	3-0
11/23/87	Away	Loss	3-0
10/10/87	Neutral	Loss	3-1
9/5/87	Home	Loss	3-1
10/26/84	Away	Loss	3-0
11/11/83	Away	Loss	3-0
9/15/83	Home	Loss	3-0
9/9/83	Home	Loss	3-0
11/16/82	Away	Loss	1-3
9/16/82	Home	Loss	0-3

UCLA

3-12 1-6 H 2-4 A 0-2 N			
9/13/17	Away	Loss	3-0
8/27/16	Home	Loss	3-1
8/30/15	Away	Win	3-0
8/30/14	Home	Win	3-0
8/31/13	Home	Loss	3-1
8/27/11	Home	Loss	3-0
9/5/09	Neutral	Loss	3-0
12/3/04	Away	Loss	3-1
9/26/90	Home	Loss	3-0
9/1/89	Home	Loss	3-0
10/9/87	Away	Loss	3-0
12/4/86	Away	Win	3-2
9/18/84	Home	Loss	3-0
9/17/83	Neutral	Loss	2-0
9/14/83	Away	Loss	3-0

UNIVERSITY OF LAVERNE

2-0 0-0 H 1-0 A 1-0 N			
11/13/82	Neutral	Win	2-0
9/21/82	Away	Win	3-0

UNIVERSITY OF REDLANDS

1-0 0-0 H 0-0 A 1-0 N			
9/24/82	Neutral	Win	2-0

UNLV

3-1 1-1 H 1-0 A 1-0 N			
9/5/09	Away	Win	3-0
9/1/07	Home	Loss	3-1
9/18/03	Neutral	Win	3-0
8/29/03	Home	Win	3-0

US INTERNATIONAL

10-4 4-2 H 4-2 A 2-0 N			
9/28/90	Away	Win	3-0
11/15/88	Home	Win	3-2

10/13/87	Home	Loss	3-1
11/22/86	Home	Win	3-2
10/24/86	Away	Win	3-2
9/20/86	Neutral	Win	2-1
11/23/85	Away	Win	3-2
10/25/85	Home	Win	3-1
11/20/84	Home	Loss	3-2
10/3/84	Away	Loss	3-1
10/26/83	Away	Loss	3-2
11/12/82	Neutral	Win	2-0
10/29/82	Home	Win	3-0
10/8/82	Away	Win	3-1

USC

0-9 0-2 H 0-4 A 0-3 N			
8/25/17	Home	Loss	3-1
8/27/10	Away	Loss	3-0
8/25/07	Away	Loss	3-0
12/6/03	Away	Loss	3-0
9/3/94	Neutral	Loss	3-0
9/1/93	Home	Loss	3-0
9/23/92	Away	Loss	3-0
9/4/91	Neutral	Loss	3-0
9/13/85	Neutral	Loss	2-0

UTAH

0-4 0-2 H 0-1 A 0-1 N			
12/2/05	Away	Loss	3-0
9/22/01	Home	Loss	3-1
9/16/83	Neutral	Loss	2-0
9/10/83	Home	Loss	3-0

UTAH STATE

2-2 0-0 H 0-1 A 2-1 N			
9/3/16	Neutral	Win	3-0
9/17/10	Away	Loss	3-2
9/9/88	Neutral	Win	3-1
9/11/87	Neutral	Loss	2-1

UTAH VALLEY STATE

2-0 0-0 H 0-0 A 2-0 N			
9/18/10	Neutral	Win	3-1
8/25/06	Neutral	Win	3-1

UTRGV

1-0 0-0 H 0-0 A 1-0 N			
9/2/17	Neutral	Win	3-1

V|V|V

VILLANOVA

2-0 2-0 H 0-0 A 0-0 N			
9/4/04	Home	Win	3-0
9/11/98	Home	Win	3-0

VIRGINIA

0-1 0-1 H 0-0 A 0-0 N			
8/28/15	Home	Loss	1-3

UC RIVERSIDE

5-3 3-1 H 1-1 A 1-1 N			
9/4/21	Neutral	Win	3-1
9/16/11	Neutral	Loss	3-0
9/17/10	Neutral	Win	3-0
9/19/08	Home	Win	3-1
9/14/04	Home	Win	3-0
9/30/03	Away	Win	3-0
9/16/86	Home	Win	3-0
9/18/85	Away	Loss	3-0
9/14/82	Home	Loss	0-3

UC SAN DIEGO

4-0 2-0 H 1-0 A 1-0 N			
11/18/83	Away	Win	3-1
10/16/82	Home	Win	3-1

10/2/82	Home	Win	3-1
9/25/82	Neutral	Win	2-1

UC SANTA BARBARA

11-29 7-13 H 3-15 A 1-1 N			
9/18/15	Away	Win	3-2
9/5/14	Neutral	Win	3-0
8/25/12	Home	Loss	3-0
10/7/11	Home	Win	3-2
9/22/09	Away	Loss	3-0
9/16/08	Home	Win	3-1
9/1/07	Home	Win	3-0
9/26/06	Away	Loss	3-2
11/22/05	Home	Loss	3-1
10/5/04	Away	Win	3-1
9/2/03	Home	Win	3-1
10/8/02	Away	Loss	3-1
10/3/01	Home	Win	3-0
10/4/00	Away	Loss	3-0
12/3/99	Away	Loss	3-1
10/19/99	Home	Loss	3-2
9/29/98	Away	Loss	3-1
9/6/97	Home	Loss	3-1
12/8/96	Home	Win	3-1
9/18/96	Home	Win	3-1
9/19/95	Away	Win	3-2
10/18/94	Home	Loss	3-0
9/10/94	Away	Loss	3-0
9/28/93	Away	Loss	3-2
9/18/92	Home	Loss	3-0
11/6/90	Away	Loss	3-1
9/4/90	Home	Loss	3-1
11/21/89	Away	Loss	3-0
9/13/89	Home	Loss	3-0
11/6/88	Away	Loss	3-0
9/20/88	Home	Loss	3-0
11/23/87	Away	Loss	3-0
10/10/87	Neutral	Loss	3-1
9/5/87	Home	Loss	3-1
10/26/84	Away	Loss	3-0
11/11/83	Away	Loss	3-0
9/15/83	Home	Loss	3-0
9/9/83	Home	Loss	3-0
11/16/82	Away	Loss	1-3
9/16/82	Home	Loss	0-3

UCLA

3-12 1-6 H 2-4 A 0-2 N			
9/13/17	Away	Loss	3-0
8/30/15	Away	Win	3-0
8/30/14	Home	Win	3-0
8/31/13	Home	Loss	3-1
8/27/11	Home	Loss	3-0
9/5/09	Neutral	Loss	3-0
12/3/04	Away	Loss	3-1
9/26/90	Home	Loss	3-0
9/1/89	Home	Loss	3-0
10/9/87	Away	Loss	3-0
12/4/86	Away	Win	3-2
9/18/84	Home	Loss	3-0
9/17/83	Neutral	Loss	2-0
9/14/83	Away	Loss	3-0

UNIVERSITY OF LAVERNE

2-0 0-0 H 1-0 A 1-0 N			
11/13/82	Neutral	Win	2-0
9/21/82	Away	Win	3-0

UNIVERSITY OF REDLANDS

1-0 0-0 H 0-0 A 1-0 N			
9/24/82	Neutral	Win	2-0

UNLV

3-1 1-1 H 1-0 A 1-0 N			
-----------------------------	--	--	--

9/5/09	Away	Win	3-0
9/1/07	Home	Loss	3-1

9/18/03	Neutral	Win	3-0
8/29/03	Home	Win	3-0

US INTERNATIONAL

10-4 4-2 H 4-2 A 2-0 N			
9/28/90	Away	Win	3-0
11/15/88	Home	Win	3-2
10/13/87	Home	Loss	3-1
11/22/86	Home	Win	3-2
10/24/86	Away	Win	3-2
9/20/86	Neutral	Win	2-1
11/23/85	Away	Win	3-2
10/25/85	Home	Win	3-1
11/20/84	Home	Loss	3-2
10/3/84	Away	Loss	3-1
10/26/83	Away	Loss	3-2
11/12/82	Neutral	Win	2-0
10/29/82	Home	Win	3-0
10/8/82	Away	Win	3-1

USC

0-9 0-2 H 0-4 A 0-3 N			
8/25/17	Home	Loss	3-1
8/25/07	Away	Loss	3-0
12/6/03	Away	Loss	3-0
9/3/94	Neutral	Loss	3-0
9/1/93	Home	Loss	3-0
9/23/92	Away	Loss	3-0
9/4/91	Neutral	Loss	3-0
9/13/85	Neutral	Loss	2-0

UTAH

0-4 0-2 H 0-1 A 0-1 N			
12/2/05	Away	Loss	3-0
9/22/01	Home	Loss	3-1
9/16/83	Neutral	Loss	2-0
9/10/83	Home	Loss	3-0

UTAH STATE

2-2 0-0 H 0-1 A 2-1 N			
9/3/16	Neutral	Win	3-0
9/17/10	Away	Loss	3-2
9/9/88	Neutral	Win	3-1
9/11/87	Neutral	Loss	2-1

UTAH VALLEY STATE

2-0 0-0 H 0-0 A 2-0 N			
9/18/10	Neutral	Win	3-1
8/25/06	Neutral	Win	3-1
9/18/10	Neutral	Win	3-1
8/25/06	Neutral	Win	3-1

UTRGV

1-0 0-0 H 0-0 A 1-0 N			
9/2/17	Neutral	Win	3-1

VIRGINIA TECH

0-1 0-0 H 0-0 A 0-1 N			
9/7/12	Neutral	Loss	3-2

W | W | W

WASHINGTON STATE

2-3 1-0 H 1-2 A 0-1 N			
9/19/14	Away	Win	3-1
9/11/04	Home	Win	3-1
9/13/03	Away	Loss	3-1
12/13/96	Neutral	Loss	3-1
8/30/91	Away	Loss	3-0

WEBER STATE

1-2 0-0 H 0-1 A 1-1 N			
9/7/85	Neutral	Loss	2-1
9/7/85	Neutral	Win	2-1

10/18/84	Away	Loss	3-1
----------	------	------	-----

WEST VIRGINIA

2-0 1-0 H 0-0 A 1-0 N			
9/9/11	Neutral	Win	3-0
8/30/03	Home	Win	3-0

WESTERN KENTUCKY

0-1 0-0 H 0-0 A 0-1 N			
11/30/12	Neutral	Loss	3-0

WESTERN MICHIGAN

1-0 0-0 H 0-0 A 1-0 N			
9/14/84	Neutral	Win	2-0

WICHITA STATE

1-1 0-0 H 0-0 A 1-1 N			
9/11/10	Neutral	Loss	3-0
9/4/93	Neutral	Win	3-0

WILLIAM & MARY

3-1 3-0 H 0-0 A 0-1 N			
10/11/99	Home	Win	3-0
10/13/96	Home	Win	3-0
10/11/92	Home	Win	3-1
11/30/90	Neutral	Loss	3-2

WISCONSIN

0-2 0-1 H 0-0 A 0-1 N			
9/8/07	Home	Loss	3-2
9/6/90	Neutral	Loss	3-1

WYOMING

2-2 0-0 H 0-0 A 2-2 N			
9/23/00	Neutral	Win	3-0
9/19/98	Neutral	Win	3-1
9/22/90	Neutral	Loss	3-1
9/9/89	Neutral	Loss	3-0

X | X | X

XAVIER

1-0 0-0 H 0-0 A 1-0 N			
9/15/12	Neutral	Win	3-1

Y | Y | Y

YALE

0-1 0-1 H 0-0 A 0-0 N			
11/29/08	Home	Loss	3-2

YOUNGSTOWN STATE

1-0 0-0 H 0-0 A 1-0 N			
9/17/16	Neutral	Win	3-0

20
23

LMU



RECORD BOOK

VOLLEYBALL RECORDS

OVERALL RECORDS | MATCH / SEASON / CAREER

INDIVIDUAL RECORDS

MATCHES PLAYED

Season	37	Deanna Doolittle (1990)
	37	Anita Irwin (1990)
	37	Stacy Trapp (1990)
Career	123	Kristen Castellanos (2014-17)
	123	Hannah Tedrow (2012-15)
	123	Dina DeBernardi (2001-05)
	123	Stacy Trapp (1988-91)

SETS PLAYED

Season	143	Deanna Doolittle (1990)
	143	Anita Irwin (1990)
Career	455	Kristen Castellanos (2014-17)

KILLS

Match	52	Sarah McFarland
		Ohio State, 9/10/99
3 Sets	32	Sarah McFarland
		Arizona State, 9/2/00
	32	Sarah McFarland
		BYU, 9/11/99
4 Sets	47*	Sarah Noriega
		San Diego, 11/7/97
5 Sets	52	Sarah McFarland
		Ohio State, 9/10/99
Season	762	Sarah McFarland (2000)
Career	2,020	Sarah McFarland (1997-00)

KILLS PER SET

Season	7.78*	Sarah McFarland (2000)
Career	6.43*	Sarah McFarland (1997-00)

TOTAL ATTEMPTS

Match	111	Sarah McFarland
		Notre Dame, 9/21/00
3 Sets	76	Sarah McFarland
		San Francisco, 11/18/00
4 Sets	111*	Sarah McFarland
		Notre Dame, 9/21/00
5 Sets	107	Sarah McFarland
		Ohio State, 9/10/99
Season	1,898	Kerry House (1990)
Career	4,449	Heather Hughes (2004-07)

ATTACK PERCENTAGE

Match	.955*	Cathy Petrissans
		Northern Arizona, 10/11/86
3 Sets	.867	Dana Bragado
		Moorhead State, 9/11/92
4 Sets	.955*	Cathy Petrissans
		Northern Arizona, 10/11/86
5 Sets	.750	Kenna Crouse
		Idaho, 9/4/09
Season	.422	Mardell Wensch (1995)
Career	.357	Kelli Nerison (2001-04)

SOLO BLOCKS

Match	8	Stacy Trapp
		George Washington, 9/23/88
3 Sets	5	Laura Gustorf
		Pepperdine, 10/9/99
4 Sets	6	Tiana Newsome
		Saint Mary's, 10/26/02
	6	Dana Bragado
		Santa Clara, 11/14/92
5 Sets	8	Stacy Trapp
		George Washington, 9/23/88
Season	48	Kelli Nerison (2003)
Career	112	Tiana Newsome (2000-03)

BLOCK ASSISTS

Match	13	Tiana Newsome
		Gonzaga, 11/1/02
	13	Cathy Petrissans
		Nevada, 10/19/85
3 Sets	10	Litara Keil
		San Diego, 9/30/14
4 Sets	13	Tiana Newsome
		Gonzaga, 11/1/02
5 Sets	13	Cathy Petrissans
		Nevada, 10/19/85
Season	137	Rachelle Suaava (2015)
Career	376	Litara Keil (2011-14)

TOTAL BLOCKS

Match	16	Tiana Newsome
		Gonzaga, 11/1/02
	16	Cathy Petrissans
		Nevada, 10/19/85
3 Sets	11	Lori Rodman
		Northern Arizona, 10/10/86
4 Sets	16	Tiana Newsome
		Gonzaga, 11/1/02
5 Sets	16	Cathy Petrissans
		Nevada, 10/19/85
Season	178	Kelli Nerison (2004)
Career	461	Tiana Newsome (2000-03)

BLOCKS PER SET

Season	1.71	Kelli Nerison (2004)
Career	1.46	Kelli Nerison (2001-04)

DIGS

Match	40	Kerry House
		Santa Clara, 10/20/90
	40	Deanna Doolittle
		Portland, 10/12/90
	40	Kerry House
		Santa Clara, 9/29/89
3 Sets	29	Betsi Metter
		Portland, 10/27/11
4 Sets	40	Deanna Doolittle
		Portland, 10/12/90
5 Sets	40	Kerry House
		Santa Clara, 10/20/90
	40	Kerry House
		Santa Clara, 9/29/89
Season	740	Kerry House (1990)
Career	1,802	Betsi Metter (2010-13)

DIGS PER SET

Season	5.36	Kerry House (1990)
Career	4.89	Kerry House (1989-90)

SERVICE ACES

Match	9	Lori Rodman
		Santa Clara, 10/30/87
3 Sets	7	Kathleen Bunce
		Wichita State, 9/4/93
4 Sets	7	Laura Gustorf
		Indiana, 9/7/01
5 Sets	9	Lori Rodman
		Santa Clara, 10/30/87
Season	66	Kim Blankinship (1995)
Career	170	Betsi Metter (2010-13)

SERVICE ACES PER SET

Season	.68	Kim Blankinship (1995)
Career	.45	Lori Rodman (1984-87)

ASSISTS

Match	89	Robin Ortgiesen
		San Francisco, 10/16/92
3 Sets	68	Tracy Holman
		Cal State Northridge, 11/1/94
4 Sets	89	Robin Ortgiesen
		San Francisco, 10/16/92
5 Sets	84	Robin Ortgiesen
		New Mexico, 9/7/91
Season	1,776	Robin Ortgiesen (1992)
Career	5,362	Tracy Holman (1994-97)

ASSISTS PER SET

Season	14.32	Tracy Holman (1996)
Career	13.24	Tracy Holman (1994-97)

POINTS

Match	53.5	Sarah McFarland
		Ohio State, 9/10/99
3 Sets	35.5	Sarah McFarland
		BYU, 9/11/99
4 Sets	52	Sarah Noriega
		San Diego, 11/7/97
5 Sets	53.5	Sarah McFarland
		Ohio State, 9/10/99
Season	817	Sarah McFarland (1999)
Career	2,199.5	Sarah McFarland (1997-00)

POINTS PER SET

Season	8.29	Sarah McFarland (2000)
Career	7.00	Sarah McFarland (1997-00)

TEAM RECORDS

MATCHES PLAYED

Season 37 1990

SETS PLAYED

Season 143 1990

KILLS

Match 107 Sacramento State, 9/16/95
 3 Sets 78 Cal State Northridge, 11/1/94
 4 Sets 107 Sacramento State, 9/16/95
 5 Sets 100 Portland, 10/25/1990
 Season 2,109 1992

KILLS PER SET

Season 18.01 1996

TOTAL ATTEMPTS

Match 338 Portland, 10/25/90
 3 Sets 211 Arizona State, 8/26/06
 4 Sets 281 Sacramento State, 9/16/95
 5 Sets 338 Portland, 10/25/90
 Season 6,391 1990

ATTACK PERCENTAGE

Match .480 Gonzaga, 9/30/95
 3 Sets .480 Gonzaga, 9/30/95
 4 Sets .416 vs. Fresno State, 9/16/14
 5 Sets .346 Santa Clara, 10/17/15
 Season .297 1995

SOLO BLOCKS

Match 18 Pepperdine, 11/9/96
 3 Sets 9 San Francisco, 10/20/00
 4 Sets 13 Saint Mary's, 11/17/07
 5 Sets 13 Pepperdine, 11/6/93
 Season 121 1988

BLOCK ASSISTS

Match 42 Nevada, 10/19/85
 3 Sets 28 San Francisco, 11/17/95
 28 San Francisco, 9/28/89
 4 Sets 39 San Francisco, 10/2/04
 5 Sets 42 Nevada, 10/19/85
 Season 503 2003

TOTAL BLOCKS

Match 28 Nevada, 10/19/85
 3 Sets 17 San Francisco, 9/28/89
 4 Sets 23.5 Northern Arizona, 10/11/86
 5 Sets 28 Nevada, 10/19/85
 Season 370.5 2003

BLOCKS PER SET

Season 3.06 2003

DIGS

Match 181 Portland, 10/25/90
 3 Sets 118 Arizona State, 8/26/06
 4 Sets 132 Portland, 10/12/90
 5 Sets 181 Portland, 10/25/90
 Season 2,794 1990

DIGS PER SET

Season 19.54 1990

SERVICE ACES

Match 21 Santa Clara, 10/30/87
 3 Sets 17 Wichita State, 9/4/93
 4 Sets 16 Saint Mary's, 11/8/91
 5 Sets 21 Santa Clara, 10/30/87
 Season 224 1990

SERVICE ACES PER SET

Season 2.13 1987

ASSISTS

Match 96 San Francisco, 10/16/92
 3 Sets 74 Cal State Northridge, 11/1/94
 4 Sets 96 San Francisco, 10/16/92
 5 Sets 89 San Diego, 11/6/98
 89 Santa Clara, 10/12/91
 Season 1,917 1992

ASSISTS PER SET

Season 16.39 1996

POINTS

Season 2,567 1992

POINTS PER SET

Season 22.68 1996

INDIVIDUAL CAREER RECORDS

MATCHES PLAYED

1.	124	Ella Boehle	2018-21
2t.	123	Kristen Castellanos	2014-17
2t.	123	Hannah Tedrow	2012-15
2t.	123	Dina DeBernardi	2001-05
2t.	123	Stacy Trapp	1988-91
3.	121	Deanna Doolittle	1990-93
4t.	119	Litara Keil	2011-14
4t.	119	Betsi Metter	2010-13
4t.	119	Emily Day	2005-08
4t.	119	Heather Hughes	2004-07
5t.	118	Lauren DeGrandmont	2008-11
5t.	118	Amy Moeller	1992-95

SETS PLAYED

1.	455	Kristen Castellanos	2014-17
2.	452	Hannah Tedrow	2012-15
3.	448	Stacy Trapp	1988-91
4.	446	Dina DeBernardi	2001-05
5t.	440	Betsi Metter	2010-13
5t.	440	Deanna Doolittle	1990-93
7.	438	Heather Hughes	2004-07
8.	434	Litara Keil	2011-14
9.	423	Anita Irwin	1987-90
10.	421	Emily Day	2005-08

KILLS

1.	2,020	Sarah McFarland	1997-00
2.	1,683	Heather Hughes	2004-07
3.	1,563	Leslie Wohlford	1985-88
4.	1,521	Emily Day	2005-08
5.	1,446	Sarah Noriega	1994-97
6.	1,414	Kim Blankinship	1993-96
7.	1,343	Litara Keil	2011-14
8.	1,274	Deanna Doolittle	1990-93
9.	1,221	Dina DeBernardi	2001-05
10.	1,193	Sarah Sponcil	2014-16

KILLS PER SET (MIN 160 SETS)

1.	6.43*	Sarah McFarland	1997-00
2.	4.71	Sarah Noriega	1994-97
3.	4.06	Kathleen Luft	2012-13
4.	3.84	Heather Hughes	2004-07
5.	3.81	Leslie Wohlford	1985-88
6.	3.73	Kerry House	1989-90
7.	3.61	Emily Day	2005-08
8.	3.54	Kim Blankinship	1993-96
9.	3.43	Sarah Sponcil	2014-16
10.	3.42	Kari Geissberger	2020-2023

TOTAL ATTEMPTS

1.	4,449	Heather Hughes	2004-07
2.	4,405	Sarah McFarland	1997-00
3.	4,225	Leslie Wohlford	1985-88
4.	4,171	Emily Day	2005-08
5.	3,894	Deanna Doolittle	1990-93
6.	3,494	Kim Blankinship	1993-96
7.	3,063	Sarah Sponcil	2014-16
8.	3,019	Sarah Noriega	1994-97
9.	2,953	Litara Keil	2011-14
10.	2,943	Christianna Reneau	2005-07

ATTACK PERCENTAGE (MIN 350 ATTACKS)

1	.357	Kelli Nerison	2001-04
2.	.355	Mardell Wrensch	1992-95
3t.	.319	Dina DeBernardi	2001-05
3t.	.319	Sarah Noriega	1994-97
5t.	.315	Lydia Day	1996-99
5t.	.315	Karissa Meith	1995-96
7.	.314	Julie Greer	1992-95
8.	.311	Hannah Tedrow	2012-15
9t.	.310	Becky Stehling	2007-10
9t.	.310	Candace Boller	1998-00

SOLO BLOCKS

1.	112	Tiana Newsome	2000-03
2.	103	Julie Greer	1992-95
3.	100	Dina DeBernardi	2001-05
4.	99	Mardell Wrensch	1992-95
5.	90	Kelli Nerison	2001-04
6.	80	Cathy Petrissans	1984-87
7.	78	Stacy Trapp	1988-91
8.	71	Lori Rodman	1984-87
9.	70	Emily Day	2005-08
10.	68	Dana Bragado	1989-92

BLOCK ASSISTS

1.	376	Litara Keil	2011-14
2.	349	Tiana Newsome	2000-03
3.	305	Dina DeBernardi	2001-05
4.	298	Rachelle Suaava	2012-15
5.	291	Hannah Tedrow	2012-15
6.	262	Stacy Trapp	1988-91
7.	261	Kelli Nerison	2001-04
8.	260	Allison Gustorf	1997-00
9.	256	Julie Greer	1992-95
10.	255	Michelle Shaffer	2023

TOTAL BLOCKS

1.	461	Tiana Newsome	2000-03
2.	429	Litara Keil	2011-14
3.	405	Dina DeBernardi	2001-05
4.	359	Julie Greer	1992-95
5t.	351	Kelli Nerison	2001-04
5t.	351	Mardell Wrensch	1992-95
7.	340	Stacy Trapp	1988-91
8.	326	Allison Gustorf	1997-00
9.	315	Rachelle Suaava	2012-15
10.	310	Hannah Tedrow	2012-15

BLOCKS PER SET (MIN 160 SETS)

1.	1.46	Kelli Nerison	2001-04
2.	1.32	Tiana Newsome	2000-03
3.	1.05	Karissa Meith	1995-96
4.	1.02	Mardell Wrensch	1992-95
5.	.99	Litara Keil	2011-14
6.	.97	Sarah Noriega	1994-97
7.	.96	Julie Greer	1992-95
8.	.91	Dina DeBernardi	2001-05
9t.	.87	Allison Gustorf	1997-00
9t.	.87	Lydia Day	1996-99
9t.	.87	Cathy Petrissans	1984-87

DIGS

1.	1,802	Betsi Metter	2010-13
2.	1,571	Kristen Castellanos	2014-17
3.	1,440	Deanna Doolittle	1990-93
4.	1,270	Heather Hughes	2004-07
5.	1,181	Emily Day	2005-08
6.	1,161	Kim Blankinship	1993-96
7.	1,157	Cindy Weglarz	1995-98
8.	1,156	Christianna Reneau	2005-07
9.	1,129	Leslie Wohlford	1985-88
10.	1,125	Kerry House	1989-90

DIGS PER SET (MIN 160 SETS)

1.	4.89	Kerry House	1989-90
2.	4.10	Betsi Metter	2010-13
3.	3.74	Sam Hastings	2023
4.	3.51	Joli Eberhart	1991-92
5.	3.50	Christianna Reneau	2005-07
6.	3.45	Kristen Castellanos	2014-17
7.	3.40	Michelle Look	2002-05
8.	3.27	Deanna Doolittle	1990-93
9.	2.96	Cindy Weglarz	1995-98
10.	2.91	Kim Blankinship	1993-96

SERVICE ACES

1.	170	Betsi Metter	2010-13
2.	158	Heather Hughes	2004-07
3.	157	Kim Blankinship	1993-96
4.	137	Leslie Wohlford	1985-88
5.	121	Seham Khalaf	1985-88
6.	119	Cindy Weglarz	1995-98
7t.	117	Nicole Oehlman	2000-04
7t.	117	Amy Moeller	1992-95
9.	116	Emily Day	2005-08
10.	115	Sarah Noriega	1994-97

SERVICE ACES PER SET (MIN 160 SETS)

1.	.45	Lori Rodman	1984-87
2t.	.39	Betsi Metter	2010-13
2t.	.39	Kim Blankinship	1993-96
4t.	.37	Sarah Noriega	1994-97
4t.	.37	Kathleen Bunce	1993-94
6.	.36	Heather Hughes	2004-07
7.	.33	Leslie Wohlford	1985-88
8.	.32	Amy Moeller	1992-95
9.	.31	Tiffany Miller	1984-87
10t.	.30	Cindy Weglarz	1995-98
10t.	.30	Lisa Wenker	1990-91
10t.	.30	Seham Khalaf	1985-88

ASSISTS

1.	5,362	Tracy Holman	1994-97
2.	5,037	Nicole Oehlman	2000-04
3.	4,797	Hannah Tedrow	2012-15
4.	4,323	Robin Ortgiesen	1991-94
5.	2,416	Jeannette Hecker	1996-99
6.	2,340	Olivia Bailey	2009-11
7.	2,307	Renee Horton	2007-08
8.	2,282	Anita Irwin	1987-90
9.	2,041	Andrea Fort	1983-86
10.	1,556	Jessie Prichard	2016-17

ASSISTS PER SET (MIN 160 SETS)

1.	13.24	Tracy Holman	1994-97
2.	12.79	Robin Ortgiesen	1991-94
3.	12.41	Nicole Oehlman	2000-04
4.	10.78	Renee Horton	2007-08
5.	10.61	Hannah Tedrow	2012-15
6.	9.11	Olivia Bailey	2009-11
7.	7.14	Jessie Prichard	2016-17
8.	6.15	Jeannette Hecker	1996-99
9.	5.44	Tess Reid	2016-17

POINTS

1.	2,199.5	Sarah McFarland	1997-00
2.	1,942	Heather Hughes	2004-07
3.	1,788	Emily Day	2005-08
4.	1,779.5	Leslie Wohlford	1985-88
5.	1,733	Sarah Noriega	1994-97
6.	1,692	Litara Keil	2011-14
7.	1,673.5	Kim Blankinship	1993-96
8.	1,528.5	Dina DeBernardi	2001-05
9.	1,410	Deanna Doolittle	1990-93
10.	1,337.5	Kealani Kimball	2000-03

POINTS PER SET (MIN 160 SETS)

1.	7.00	Sarah McFarland	1997-00
2.	5.64	Sarah Noriega	1994-97
3t.	4.43	Kathleen Luft	2012-13
3t.	4.43	Heather Hughes	2004-07
5.	4.34	Leslie Wohlford	1985-88
6.	4.26	Kerry House	1989-90
7.	4.25	Emily Day	2005-08
8.	4.19	Kim Blankinship	1993-96
9.	4.11	Karissa Meith	1995-96
10.	3.90	Litara Keil	2011-14

* - NCAA RECORD

INDIVIDUAL SEASON RECORDS**MATCHES PLAYED**

1t.	37	Deanna Doolittle	1990
1t.	37	Anita Irwin	1990
1t.	37	Stacy Trapp	1990
4t.	36	Kerry House	1990
4t.	36	Lisa Wenker	1990
6t.	35	Dana Bragado	1992
6t.	35	Joli Eberhart	1992
6t.	35	Mary Beth Giordano	1992
6t.	35	Amy Moeller	1992
6t.	35	Robin Ortgiesen	1992

SETS PLAYED

1t.	143	Deanna Doolittle	1990
1t.	143	Anita Irwin	1990
3.	142	Stacy Trapp	1990
4.	138	Kerry House	1990
5.	130	Lisa Wenker	1990
6t.	128	Seham Khalaf	1988
6t.	128	Leslie Wohlford	1988
8.	126	Robin Ortgiesen	1992
9t.	125	Avery Bush	2015
9t.	125	Kristen Castellanos	2015
9t.	125	Sarah Sponcil	2015
9t.	125	Rachelle Suaava	2015
9t.	125	Kekai Whitford	2015
9t.	125	Dana Bragado	1992

KILLS

1.	762	Sarah McFarland	2000
2.	750	Sarah McFarland	1999
3.	614	Sarah Noriega	1997
4.	595	Leslie Wohlford	1988
5.	577	Kerry House	1990
6.	540	Heather Hughes	2007
7.	539	Deanna Doolittle	1990
8.	509	Kealani Kimball	2003
9.	496	Sarah Noriega	1996
10.	484	Emily Day	2008

KILLS PER SET (MIN 70 SETS)

1.	7.78*	Sarah McFarland	2000
2.	7.35	Sarah McFarland	1999
3.	6.90	Sarah Noriega	1997
4.	5.27	Sarah McFarland	1998
5.	5.00	Heather Hughes	2007
6.	4.82	Sarah Noriega	1996
7.	4.81	Kristen Gallup	2001
8.	4.65	Leslie Wohlford	1988
9.	4.51	Kristen Gallup	2002
10.	4.47	Alaina Bergsma	2009

TOTAL ATTEMPTS

1.	1,898	Kerry House	1990
2.	1,690	Deanna Doolittle	1990
3.	1,670	Sarah McFarland	2000
4.	1,642	Sarah McFarland	1999
5.	1,639	Leslie Wohlford	1988
6.	1,488	Kealani Kimball	2003
7.	1,382	Heather Hughes	2007
8.	1,303	Emily Day	2008
9.	1,285	Kristen Gallup	2002
10.	1,272	Sarah Noriega	1997

ATTACK PERCENTAGE (MIN 250 ATTACKS)

1.	.422	Mardell Wrensch	1995
2.	.388	Julie Greer	1995
3.	.381	Emma Johnson	2018
3.	.379	Kelli Nerison	2003
4.	.369	Becky Stehling	2008
5.	.360	Krista Houseman	2005
6.	.356	Mardell Wrensch	1994
7.	.355	Allison Gustorf	2000
8.	.349	Kelli Nerison	2004
9t.	.342	Litara Keil	2014

9t.	.342	Emmelyn Walters	2019
-----	------	-----------------	------

SOLO BLOCKS

1.	48	Kelli Nerison	2003
2.	42	Kelli Nerison	2004
3.	40	Tiana Newsome	2002
4.	38	Mardell Wrensch	1994
5.	37	Dawn Moon	1988
6.	36	Tiana Newsome	2003
7t.	35	Julie Greer	1993
7t.	35	Mardell Wrensch	1993
9.	34	Dina DeBernardi	2004
10t.	33	Julie Greer	1992
10t.	33	Dina DeBernardi	2005

BLOCK ASSISTS

1.	137	Rachelle Suaava	2015
2.	136	Kelli Nerison	2004
3.	121	Tiana Newsome	2003
4.	119	Kelli Nerison	2003
5.	112	Litara Keil	2014
6t.	109	Rachelle Suaava	2014
6t.	109	Karissa Meith	1996
8.	106	Litara Keil	2012
9.	104	Tiana Newsome	2002
10.	102	Jacquelyn Moore	2023

TOTAL BLOCKS

1.	178	Kelli Nerison	2004
2.	167	Kelli Nerison	2003
3.	157	Tiana Newsome	2003
4.	147	Rachelle Suaava	2015
5.	144	Tiana Newsome	2002
6.	134	Karissa Meith	1996
7.	132	Dina DeBernardi	2005
8.	131	Tiana Newsome	2000
9.	129	Litara Keil	2014
10.	122	Mardell Wrensch	1993

BLOCKS PER SET (MIN 70 SETS)

1.	1.71	Kelli Nerison	2004
2.	1.46	Tiana Newsome	2000
3.	1.45	Kelli Nerison	2003
4.	1.44	Tiana Newsome	2002
5t.	1.30	Tiana Newsome	2003
5t.	1.30	Karissa Meith	1996
6.	1.26	Jacquelyn Moore	2023
7t.	1.18	Rachelle Suaava	2015
7t.	1.18	Dina DeBernardi	2005
9.	1.16	Litara Keil	2014
10t.	1.15	Julie Greer	1995
10t.	1.15	Mardell Wrensch	1993

DIGS

1.	740	Kerry House	1990
2.	538	Betsi Metter	2011
3.	535	Deanna Doolittle	1990
4.	520	Betsi Metter	2012
5.	493	Betsi Metter	201
6.	479	Kakei Whitford	2018
6.	467	Deanna Doolittle	1991
7.	463	Kristen Castellanos	2014
8.	449	Joli Eberhart	1991
9.	443	Christianna Reneau	2005

DIGS PER SET (MIN 70 SETS)

1.	5.36	Kerry House	1990
2.	4.89	Betsi Metter	2011
3.	4.74	Betsi Metter	2013
4.	4.56	Betsi Metter	2012
5.	4.53	Whitney Leonard	2007
6.	4.23	Michelle Look	2005
7.	4.21	Deanna Doolittle	1991
8.	4.18	Kerry House	1989
9.	4.13	Kristen Castellanos	2014
10.	4.05	Joli Eberhart	1991

NCAA RECORD

INDIVIDUAL MATCH RECORDS

KILLS					DIGS				
1.	52	Sarah McFarland	Ohio State	9/10/99	1t.	40	Kerry House	Santa Clara	10/20/90
2.	47	Sarah Noriega	San Diego	11/7/97	1t.	40	Deanna Doolittle	Portland	10/12/90
3.	45	Sarah McFarland	Notre Dame	9/21/00	1t.	40	Kerry House	Santa Clara	9/29/89
4t.	43	Sarah McFarland	Pepperdine	11/4/00	4t.	39	Kerry House	Portland	10/25/90
4t.	43	Leslie Wohlford	San Diego	10/15/88	4t.	39	Leslie Wohlford	Santa Clara	11/2/85
6.	41	Sarah McFarland	Pepperdine	10/7/00	6t.	36	Deanna Doolittle	Portland	10/25/90
7t.	40	Sarah Noriega	Pepperdine	11/22/97	6t.	36	Kerry House	Saint Mary's	9/30/89
7t.	40	Leslie Wohlford	Santa Clara	10/21/88	8.	35	Kerry House	Florida State	9/22/90
9t.	39	Sarah McFarland	Santa Clara	11/17/00	9t.	34	Betsi Metter	UC Santa Barbara	10/7/11
9t.	39	Sarah McFarland	Duke	9/16/00	9t.	34	Kerry House	CSUB	9/18/90
TOTAL ATTEMPTS					SERVICE ACES				
1.	111	Sarah McFarland	Notre Dame	9/21/00	1.	9	Lori Rodman	Santa Clara	10/30/87
2.	107	Sarah McFarland	Ohio State	9/10/99	2t.	7	Laura Gustorf	Indiana	9/7/01
3.	101	Sarah McFarland	Pepperdine	10/7/00	2t.	7	Kathleen Bunce	Wichita State	9/4/93
4.	95	Sarah McFarland	UCSB	10/19/99	4t.	6	Kristen Castellanos	Niagara	8/27/16
5.	94	Sarah McFarland	Duke	9/16/00	4t.	6	Betsi Metter	College of Charleston	9/14/13
6.	87	Sarah Noriega	Pepperdine	11/22/97	4t.	6	Betsi Metter	North Texas	8/30/13
7.	86	Kealani Kimball	Dayton	9/26/03	4t.	6	Jasmine Rankins	San Francisco	10/2/10
8.	85	Sarah McFarland	Pepperdine	11/4/00	4t.	6	Alaina Bergsma	CS Northridge	9/15/09
9.	83	Sarah McFarland	Hawaii	9/24/99	4t.	6	Kenna Crouse	Idaho	9/4/09
10.	82	Sarah Noriega	UC Santa Barbara	9/6/97	4t.	6	Heather Hughes	Southern Methodist	9/9/06
					4t.	6	Lauren Kirk	Idaho	9/3/05
					4t.	6	Laura Gustorf	Idaho State	9/21/02
					4t.	6	Nicole Oehlman	Wyoming	9/3/00
					4t.	6	Sarah Noriega	William & Mary	10/13/96
					4t.	6	Kim Blankinship	Iowa	9/9/95
ATTACK PERCENTAGE (MIN 20 ATTACKS)					ASSISTS				
1.	.955*	Cathy Petrissans	Northern Arizona	10/11/86	1.	89	Robin Ortgiesen	San Francisco	10/16/92
2.	.867	Dana Bragado	Moorhead St.	9/11/92	2.	88	Tracy Holman	Sacramento St.	9/16/95
3t.	.857	Julie Greer	Gonzaga	10/27/95	3.	84	Robin Ortgiesen	New Mexico	9/7/91
3t.	.857	Cathy Petrissans	Saint Mary's	11/13/87	4.	83	Nicole Oehlman	Pepperdine	11/4/00
5.	.813	Mardell Wensch	Baylor	9/15/95	5.	82	Robin Ortgiesen	Santa Clara	11/14/92
6t.	.800	Kealani Kimball	Portland	9/28/01	6.	81	Robin Ortgiesen	Santa Clara	10/12/91
6t.	.800	Suzanne Radcliffe	Gonzaga	10/5/96	7t.	80	Jeannette Hecker	Ohio State	9/10/99
6t.	.800	Cathy Petrissans	San Diego	11/21/86	7t.	80	Tracy Holman	Washington St.	12/13/96
9t.	.750	Litara Keil	Saint Mary's	9/20/12	7t.	80	Robin Ortgiesen	Santa Clara	9/27/91
9t.	.750	Kenna Crouse	Idaho	9/4/09	10.	79	Tracy Holman	Long Beach St.	9/25/96
9t.	.750	Kelli Nerison	Fairfield	9/27/03					
9t.	.750	Sarah Noriega	Portland	11/2/96	POINTS				
					1.	53.5	Sarah McFarland	Ohio State	9/10/99
					2.	52	Sarah Noriega	San Diego	11/7/97
					3.	49	Sarah McFarland	Notre Dame	9/21/00
					4.	45	Sarah McFarland	Pepperdine	11/4/00
					5.	43.5	Sarah McFarland	Santa Clara	11/17/00
					6.	42.5	Sarah Noriega	Pepperdine	11/22/97
					7.	42	Sarah McFarland	Duke	9/16/00
					8.	41	Sarah McFarland	Pepperdine	10/7/00
					9t.	40	Sarah McFarland	UCSB	10/19/99
					9t.	40	Sarah Noriega	Hawaii	9/20/97
SOLO BLOCKS									
1.	8	Stacy Trapp	George Washington	9/23/88					
2.	6	Tiana Newsome	Saint Mary's	10/26/02					
3t.	5	Emily Day	Saint Mary's	11/17/07					
3t.	5	Laura Gustorf	Pepperdine	10/9/99					
3t.	5	Kelli Nerison	Santa Clara	10/24/03					
3t.	5	Tiana Newsome	Saint Mary's	10/3/03					
7t.	4	25 Times	Most Recent Below						
		Litara Keil	UCLA	8/30/14					
BLOCK ASSISTS									
1t.	13	Tiana Newsome	Gonzaga	11/1/02					
1t.	13	Cathy Petrissans	Nevada	10/19/85					
3.	12	Tiana Newsome	San Jose State	9/1/00					
4t.	11	Kelli Nerison	San Diego	11/19/04					
4t.	11	Tiana Newsome	San Diego St.	9/25/02					
6t.	10	Litara Keil	San Diego	9/30/14					
6t.	10	Erin Downey	UCSB	9/16/08					
6t.	10	Kelli Nerison	Santa Clara	10/22/04					
6t.	10	Kelli Nerison	Santa Clara	11/22/03					
6t.	10	Candace Boller	SE Missouri	12/2/99					
TOTAL BLOCKS									
1t.	16	Tiana Newsome	Gonzaga	11/1/02					
1t.	16	Cathy Petrissans	Nevada	10/19/85					
3.	14	Dawn Moon	Saint Mary's	9/30/88					
4t.	12	Kelli Nerison	Santa Clara	10/22/04					
4t.	12	Kelli Nerison	Pepperdine	10/11/03					
4t.	12	Tiana Newsome	San Jose State	9/1/00					
4t.	12	Dana Bragado	Santa Clara	11/14/92					
8t.	11	Eight Times	Most Recent Below						
		Kelli Nerison	San Diego	11/19/04					

INDIVIDUAL MATCH RECORDS | 3 SETS

KILLS					SERVICE ACES				
1t.	32	Sarah McFarland	at Arizona State	9/2/00	1.	7	Kathleen Bunce	Wichita State	9/4/93
1t.	32	Sarah McFarland	BYU	9/11/99	2t.	6	Betsi Metter	College of Charleston	9/14/13
3.	31	Sarah McFarland	at San Francisco	11/18/00	2t.	6	Betsi Metter	North Texas	8/30/13
4.	30	Sarah McFarland	vs Marquette	9/16/00	2t.	6	Heather Hughes	Southern Methodist	9/9/06
5t.	29	Sarah McFarland	at Pepperdine	10/9/99	2t.	6	Laura Gustorf	Idaho State	9/21/02
5t.	29	Sarah McFarland	at San Diego State	9/27/00	2t.	6	Nicole Oehlman	vs Wyoming	9/23/00
5t.	29	Sarah McFarland	vs Wyoming	9/23/00	2t.	6	Sarah Noriega	William & Mary	10/13/96
5t.	29	Sarah McFarland	Connecticut	9/9/00	2t.	6	Kim Blankinship	vs. Iowa	9/9/95
5t.	29	Sarah McFarland	at Colorado State	9/5/99	9t.	5	Tess Reid	at San Francisco	11/9/17
10t.	28	Alaina Bergsma	Portland	11/7/09	9t.	5	Meredith Teague	Gonzaga	11/2/17
10t.	28	Sarah McFarland	Pepperdine	11/6/99	9t.	5	Litara Keil	at Sacramento State	9/6/14
10t.	28	Sarah Noriega	Portland	11/15/97	9t.	5	Betsi Metter	Santa Clara	10/11/12
TOTAL ATTEMPTS					9t.	5	Litara Keil	vs Seattle	9/4/11
1.	76	Sarah McFarland	at San Francisco	11/18/00	9t.	5	Kelli Nerison	West Virginia	8/30/03
2.	69	Emily Day	at Arizona State	8/26/06	9t.	5	Kim Blankinship	at Portland	11/2/96
3.	68	Sarah Noriega	at Long Beach State	12/6/97	9t.	5	Kim Blankinship	San Francisco	10/26/96
4.	62	Sarah McFarland	Pepperdine	11/6/99	9t.	5	Kim Blankinship	at San Francisco	10/21/95
5t.	61	Sarah McFarland	Santa Clara	10/21/00	9t.	5	Amy Moeller	Baylor	9/15/95
5t.	61	Sarah McFarland	vs Marquette	9/16/00	ASSISTS				
7t.	60	Sarah McFarland	at Arizona State	9/2/00	1.	68	Tracy Holman	Cal State Northridge	11/1/94
7t.	60	Sarah McFarland	BYU	9/11/99	2.	63	Nicole Oehlman	at San Francisco	11/18/00
7t.	60	Sarah McFarland	vs George Washington	9/4/99	3t.	62	Tracy Holman	vs. Arizona State	9/12/97
10.	59	Sarah McFarland	at Colorado State	9/5/99	3t.	62	Tracy Holman	vs. San Diego State	9/13/96
ATTACK PERCENTAGE (MIN 15 ATTACKS)					5.	60	Tracy Holman	Santa Clara	11/16/96
1.	.889	Jacquelyn Moore	Portland	9/27/22	6.	58	Kelly Ward	Santa Clara	10/3/98
2.	.867	Dana Bragado	Moorhead State	9/11/92	7.	56	Jeannette Hecker	vs George Washington	9/4/99
3t.	.857	Cathy Petrissans	Saint Mary's	11/13/87	8.	53	Tracy Holman	vs. Northern Iowa	9/2/95
3t.	.857	Julie Greer	Gonzaga	10/27/95	9t.	52	Renee Horton	UC Santa Barbara	9/1/07
4.	.813	Mardell Wrench	Baylor	9/15/95	9t.	52	Jeannette Hecker	James Madison	9/12/98
5t.	.800	Cathy Petrissans	San Diego	11/21/86	9t.	52	Tracy Holman	LSU	9/7/96
5t.	.800	Kealani Kimball	at Portland	9/28/01	POINTS				
7.	.765	Sarah Noriega	at Gonzaga	9/30/95	1.	35.5	Sarah McFarland	BYU	9/11/99
8t.	.750	Litara Keil	at Saint Mary's	9/20/12	2.	33.5	Sarah McFarland	at Arizona State	9/2/00
8t.	.750	Kelli Nerison	vs Fairfield University	9/27/03	3t.	33	Sarah McFarland	vs Marquette	9/16/00
8t.	.750	Sarah Noriega	at Portland	11/2/96	3t.	33	Sarah McFarland	at Colorado State	9/5/99
TOTAL BLOCKS					5.	32	Sarah McFarland	at San Francisco	11/18/00
1.	11	Lori Rodman	Northern Arizona	10/10/86	6.	31.5	Sarah Noriega	Portland	11/15/97
2t.	10	Litara Keil	San Diego	9/30/14	7.	31	Sarah McFarland	vs Wyoming	9/23/00
2t.	10	Kelli Nerison	vs Rice	9/18/04	8.	30.5	Sarah McFarland	at San Diego State	9/27/00
2t.	10	Kelli Nerison	at Gonzaga	10/18/03	9t.	30	Sarah McFarland	Connecticut	9/9/00
5t.	9	Rachelle Suaava	San Diego State	9/20/15	9t.	30	Sarah McFarland	at Pepperdine	10/9/99
5t.	9	Amber Mirabello	Pacific	11/7/13	9t.	30	Sarah McFarland	Saint Mary's	10/2/98
5t.	9	Litara Keil	Gonzaga	10/27/12					
5t.	9	Kelli Nerison	at Gonzaga	11/12/04					
5t.	9	Tiana Newsome	at UC Riverside	9/30/03					
5t.	9	Kealani Kimball	Colorado	9/7/02					
5t.	9	Jule Greer	San Francisco	11/17/95					
DIGS									
1.	29	Betsi Metter	Portland	10/27/11					
2.	28	Betsi Metter	UC Santa Barbara	8/25/12					
3t.	27	Kerry House	Memphis State	11/29/90					
3t.	27	Kerry House	Saint Mary's	11/16/90					
4.	26	Sam Hastings	Saint Mary's	9/21/23					
5t.	25	Heather Hughes	at Arizona State	8/26/06					
5t.	25	Michelle Look	San Diego State	9/13/05					
7.	24	Emily Day	at Arizona State	8/26/06					
8.	23	Kealani Kimball	Sacramento State	8/30/03					
9.	22	Lauren Kirk	at Arizona State	8/26/06					
10.	21	Betsi Metter	vs. George Mason	9/8/12					

INDIVIDUAL MATCH RECORDS | 4 SETS

KILLS				SERVICE ACES					
1.	47*	Sarah Noriega	San Diego	11/7/97	1.	7	Laura Gustorf	Indiana	9/7/01
2.	45	Sarah McFarland	at Notre Dame	9/21/00	2t.	6	Kristen Castellanos	Niagara	8/27/16
3.	43	Sarah McFarland	at Pepperdine	11/4/00	2t.	6	Jasmine Rankins	at San Francisco	10/2/10
4.	41	Sarah McFarland	Pepperdine	10/7/00	2t.	6	Lauren Kirk	Idaho	9/3/05
5.	40	Sarah Noriega	Pepperdine	11/22/97	5t.	5	Meredith Teague	at Pepperdine	11/18/17
6.	39	Sarah McFarland	at Santa Clara	11/17/00	5t.	5	Jasmine Rankins	at Oregon State	9/4/11
7t.	36	Sarah Noriega	Saint Mary's	11/1/97	5t.	5	Diana Hiramoto	UC Riverside	9/19/08
7t.	36	Sarah Noriega	UC Santa Barbara	9/6/97	5t.	5	Heather Hughes	vs Jacksonville	9/15/06
9t.	34	Sarah McFarland	at San Francisco	10/22/99	5t.	5	Heather Hughes	Tennessee	9/1/06
9t.	34	Sarah McFarland	at Saint Mary's	10/2/99	5t.	5	Kelli Nerison	Pepperdine	10/8/04
TOTAL ATTEMPTS				ASSISTS					
1.	111*	Sarah McFarland	at Notre Dame	9/21/00	1.	89	Robin Ortgiesen	San Francisco	10/16/92
2.	101	Sarah McFarland	Pepperdine	10/7/00	2.	88	Tracy Holman	Sacramento State	9/16/95
3.	87	Sarah Noriega	Pepperdine	11/22/97	3.	83	Nicole Oehlman	at Pepperdine	11/4/00
4.	85	Sarah McFarland	at Pepperdine	11/4/00	4.	82	Robin Ortgiesen	Santa Clara	11/14/92
5.	82	Sarah Noriega	UC Santa Barbara	9/6/97	5.	80	Tracy Holman	Washington State	12/13/96
6t.	79	Sarah McFarland	at Santa Clara	11/17/00	6.	73	Tracy Holman	vs. CS Northridge	9/14/96
6t.	79	Sarah McFarland	Santa Clara	11/19/99	7.	72	Tracy Holman	Pepperdine	10/12/96
8.	76	Jasmine Rankins	at Gonzaga	11/11/10	8.	71	Tracy Holman	UC Santa Barbara	9/18/96
9.	75	Kristen Gallup	Notre Dame	9/6/02	9t.	66	Renee Horton	at Gonzaga	10/6/07
10t.	73	Heather Hughes	UNLV	9/1/07	9t.	66	Tracy Holman	at Colorado State	9/1/96
10t.	73	Emily Day	Saint Mary's	11/5/05	POINTS				
10t.	73	Sarah Noriega	at San Diego	11/7/97	1.	52	Sarah Noriega	at San Diego	11/7/97
ATTACK PERCENTAGE (MIN 15 ATTACKS)				1.	49	Sarah McFarland	at Notre Dame	9/21/00	
1.	.955*	Cathy Petrissans	Northern Arizona	10/11/86	3.	45	Sarah McFarland	at Pepperdine	11/4/00
2.	.800	Suzanne Radcliffe	Gonzaga	10/5/96	4.	43.5	Sarah McFarland	at Santa Clara	11/17/00
3.	.714	Nicole Oehlman	New Mexico	9/8/01	5.	42.5	Sarah Noriega	Pepperdine	11/22/97
4.	.667	Litara Keil	at Notre Dame	9/15/12	6.	41	Sarah McFarland	Pepperdine	10/7/00
5.	.639	Dina DeBernardi	UC Santa Barbara	9/2/03	7.	39.5	Sarah Noriega	UC Santa Barbara	9/6/97
6.	.632	Emma Johnson	vs. Northern Illinois	9/17/17	8.	37.5	Sarah Noriega	San Diego State	9/30/97
7.	.630	Jody Carlson	Santa Clara	11/20/04	9.	37	Sarah McFarland	at San Francisco	10/22/99
8.	.625	Renee Horton	UNLV	9/1/07	10.	36.5	Sarah Noriega	Saint Mary's	11/1/97
9.	.619	Nicole Oehlman	Indiana	9/7/01	TOTAL BLOCKS				
10.	.588	Erin Downey	UC Santa Barbara	9/16/08	1.	16	Tiana Newsome	at Gonzaga	11/1/02
TOTAL BLOCKS				2t.	12	Kelli Nerison	at Santa Clara	10/22/04	
1.	16	Tiana Newsome	at Gonzaga	11/1/02	2t.	12	Kelli Nerison	at Pepperdine	10/11/03
2t.	12	Kelli Nerison	at Santa Clara	10/22/04	2t.	12	Tiana Newsome	vs San Jose State	9/1/00
2t.	12	Kelli Nerison	at Pepperdine	10/11/03	2t.	12	Dana Bragado	Santa Clara	11/14/92
2t.	12	Tiana Newsome	vs San Jose State	9/1/00	6t.	10	Litara Keil	at Notre Dame	9/15/12
2t.	12	Dana Bragado	Santa Clara	11/14/92	6t.	10	Erin Downey	UC Santa Barbara	9/16/08
6t.	10	Litara Keil	at Notre Dame	9/15/12	6t.	10	Kelli Nerison	Pepperdine	10/8/04
6t.	10	Erin Downey	UC Santa Barbara	9/16/08	6t.	10	Tiana Newsome	at San Diego	11/21/03
6t.	10	Kelli Nerison	Pepperdine	10/8/04	6t.	10	Kealani Kimball	at San Diego	10/19/01
6t.	10	Tiana Newsome	at San Diego	11/21/03	6t.	10	Lydia Day	at Gonzaga	11/13/98
6t.	10	Kealani Kimball	at San Diego	10/19/01	DIGS				
6t.	10	Lydia Day	at Gonzaga	11/13/98	1.	40	Deanna Doolittle	Portland	10/12/90
DIGS				2.	36	Kerry House	Saint Mary's	9/30/89	
1.	40	Deanna Doolittle	Portland	10/12/90	3t.	32	Betsi Metter	at Gonzaga	9/22/11
2.	36	Kerry House	Saint Mary's	9/30/89	3t.	32	Lauren Kirk	Pepperdine	11/11/05
3t.	32	Betsi Metter	at Gonzaga	9/22/11	3t.	32	Kim Blankinship	Sacramento State	9/16/95
3t.	32	Lauren Kirk	Pepperdine	11/11/05	6.	31	Betsi Metter	vs. Texas A&M	9/5/13
3t.	32	Kim Blankinship	Sacramento State	9/16/95	7.	30	Michelle Look	at UCLA	12/3/04
6.	31	Betsi Metter	vs. Texas A&M	9/5/13	8.	28	Michelle Look	Saint Mary's	10/30/04
7.	30	Michelle Look	at UCLA	12/3/04	9t.	27	Kristen Castellanos	vs. Northern Illinois	9/1/17
8.	28	Michelle Look	Saint Mary's	10/30/04	9t.	27	Christianna Reneau	UNLV	9/1/07
9t.	27	Kristen Castellanos	vs. Northern Illinois	9/1/17	9t.	27	Heather Hughes	at Sacramento State	9/10/05
9t.	27	Christianna Reneau	UNLV	9/1/07	9t.	27	Michelle Look	at Portland	11/13/04
9t.	27	Heather Hughes	at Sacramento State	9/10/05					
9t.	27	Michelle Look	at Portland	11/13/04					

INDIVIDUAL MATCH RECORDS | 5 SETS

KILLS					SERVICE ACES				
1.	52	Sarah McFarland	Ohio State	9/10/99	1.	9	Lori Rodman	Santa Clara	10/30/87
2.	43	Leslie Wohlford	San Diego	10/15/88	2t.	6	Alaina Bergsma	Cal State Northridge	9/15/09
3.	40	Leslie Wohlford	Santa Clara	10/21/88	2t.	6	Kenna Crouse	vs Idaho	9/4/09
4.	39	Sarah McFarland	vs Duke	9/16/00	4t.	5	Meredith Teague	at Santa Clara	11/11/17
5.	38	Sarah McFarland	UC Santa Barbara	10/19/99	4t.	5	Meredith Teague	Portland	11/4/17
6t.	33	Sarah McFarland	San Diego	11/6/98	4t.	5	Tess Reid	Saint Mary's	9/28/17
6t.	33	Sarah Noriega	at Hawaii	9/20/97	4t.	5	Avery Bush	San Francisco	10/16/14
8t.	32	Alaina Bergsma	Gonzaga	11/5/09	4t.	5	Betsi Metter	Gonzaga	10/29/11
8t.	32	Sarah Noriega	at San Diego	11/23/96	4t.	5	Jasmine Rankins	at UC Irvine	10/8/10
10.	30	Sarah McFarland	at Hawaii	9/24/99	4t.	5	Alaina Bergsma	San Diego	10/1/09
TOTAL ATTEMPTS					4t.	5	Sarah Noriega	at Hawaii	9/20/97
1.	107	Sarah McFarland	Ohio State	9/10/99	4t.	5	Sarah Noriega	Long Beach State	9/25/96
2.	95	Sarah McFarland	UC Santa Barbara	10/19/99	4t.	5	Mardell Wrensch	San Diego State	9/26/95
3.	94	Sarah McFarland	vs Duke	9/16/00	ASSISTS				
4.	86	Kealani Kimball	vs Dayton	9/26/03	1.	84	Robin Ortgiesen	New Mexico	9/7/91
5.	83	Sarah McFarland	at Hawaii	9/24/99	2.	81	Robin Ortgiesen	Santa Clara	10/12/91
6.	79	Sarah Noriega	at Hawaii	9/20/97	3t.	80	Jeannette Hecker	Ohio State	9/10/99
7.	77	Jasmine Rankins	at BYU	9/10/10	3t.	80	Robin Ortgiesen	Santa Clara	9/27/91
8.	76	Jasmine Rankins	Saint Mary's	11/18/10	5.	79	Tracy Holman	Long Beach State	9/25/96
9.	75	Kristen Gallup	at Maryland	9/14/02	6t.	77	Hannah Tedrow	Santa Clara	10/17/15
10t.	72	Emily Day	at San Diego	11/8/07	6t.	77	K.C. Walsh	vs San Jose State	9/17/05
10t.	72	Sarah McFarland	vs Cal Poly	9/1/00	6t.	77	Jeannette Hecker	San Diego	11/6/98
ATTACK PERCENTAGE (MIN 15 ATTACKS)					6t.	77	Tracy Holman	Oral Roberts	11/29/95
1.	.750	Kenna Crouse	vs Idaho	9/4/09	10t.	74	Renee Horton	vs Oregon State	9/14/07
2.	.647	Erin Downey	vs Oregon State	9/14/07	10t.	74	Nicole Oehlman	San Francisco	10/13/01
3.	.611	Kelli Nerison	Saint Mary's	10/3/03	POINTS				
4.	.571	Becky Stehling	Saint Mary's	10/30/08	1.	53.5	Sarah McFarland	Ohio State	9/10/99
5.	.562	Kenna Crouse	vs Georgia Tech	9/3/10	2.	42	Sarah McFarland	vs Duke	9/16/00
6.	.556	Amber Mirabello	at Gonzaga	10/8/15	3t.	40	Sarah McFarland	UC Santa Barbara	10/19/99
7.	.533	Kealani Kimball	vs Indiana	9/14/02	3t.	40	Sarah Noriega	at Hawaii	9/20/97
8t.	.528	Kelli Nerison	San Diego	11/19/04	5.	39	Sarah Noriega	at San Diego	11/23/96
8t.	.528	Krista Houseman	vs San Jose State	9/17/05	6.	36.5	Alaina Bergsma	San Diego	10/1/09
10.	.526	Becky Stehling	vs Idaho	9/4/09	7t.	36	Sarah McFarland	at Hawaii	9/24/99
TOTAL BLOCKS					7t.	36	Sarah McFarland	San Diego	11/6/98
1.	16	Cathy Petrissans	Nevada	10/19/85	9.	35	Alaina Bergsma	Gonzaga	11/5/09
2.	14	Dawn Moon	Saint Mary's	9/30/88	10.	31.5	Heather Hughes	at UC Irvine	9/4/07
3t.	11	Kelli Nerison	San Diego	11/19/04	DIGS				
3t.	11	Kelli Nerison	at Santa Clara	11/22/03	1t.	40	Kerry House	Santa Clara	10/20/90
3t.	11	Tiana Newsome	Saint Mary's	10/3/03	1t.	40	Kerry House	Santa Clara	9/29/89
3t.	11	Tiana Newsome	at San Diego State	9/25/02	3t.	39	Kerry House	Portland	10/25/90
3t.	11	Candace Boller	San Diego	10/30/99	3t.	39	Leslie Wohlford	Santa Clara	11/2/85
3t.	11	Mardell Wrensch	Pepperdine	10/21/93	5.	36	Deanna Doolittle	Portland	10/25/90
3t.	11	Tiffany Miller	Nevada	10/19/85	6.	35	Kerry House	Florida State	9/22/90
10t.	10	Tiana Newsome	at Maryland	9/14/02	7t.	34	Betsi Metter	UC Santa Barbara	10/7/11
10t.	10	Tiana Newsome	vs Clemson	9/2/01	7t.	34	Kerry House	Cal State Bakersfield	9/18/90
10t.	10	Candace Boller	vs Southeast Missouri	12/2/99	9t.	33	Whitney Leonard	at San Diego	11/8/07
10t.	10	Candace Boller	UC Santa Barbara	10/19/99	9t.	33	Christianna Reneau	vs Oregon State	9/14/07
DIGS					9t.	33	Leslie Wohlford	Portland	11/3/88
1t.	40	Kerry House	Santa Clara	10/20/90					
1t.	40	Kerry House	Santa Clara	9/29/89					
3t.	39	Kerry House	Portland	10/25/90					
3t.	39	Leslie Wohlford	Santa Clara	11/2/85					
5.	36	Deanna Doolittle	Portland	10/25/90					
6.	35	Kerry House	Florida State	9/22/90					
7t.	34	Betsi Metter	UC Santa Barbara	10/7/11					
7t.	34	Kerry House	Cal State Bakersfield	9/18/90					
9t.	33	Whitney Leonard	at San Diego	11/8/07					
9t.	33	Christianna Reneau	vs Oregon State	9/14/07					
9t.	33	Leslie Wohlford	Portland	11/3/88					

TEAM RECORDS | SEASON / MATCH

SEASON RECORDS

MATCHES PLAYED

1.	37	1990
2.	35	1992
3.	34	1987
4t.	33	2015
4t.	33	2003
6.	32	1986
7t.	31	2014
7t.	31	2012
7t.	31	1999
7t.	31	2006
7t.	31	1988

SETS PLAYED

1.	143	1990
2.	128	1988
3.	126	1992
4.	125	2015
5.	121	2003
6.	114	2012
7t.	113	2014
7t.	113	2006
7t.	113	2005
10t.	112	2010
10t.	112	2008

KILLS

1.	2,109	1992
2.	2,036	1990
3.	1,868	2006
4.	1,855	1996
5.	1,847	2005
6.	1,833	1999
7.	1,832	2003
8.	1,771	2007
9.	1,757	2015
10.	1,722	2000

KILLS PER SET

1.	18.01	1996
2.	17.39	2000
3.	16.98	1998
4.	16.97	1999
5.	16.74	1992
6.	16.55	1997
7.	16.53	2006
8.	16.46	1995
9.	16.40	2007
10.	16.35	2005

TOTAL ATTEMPTS

1.	6,391	1990
2.	5,547	1992
3.	4,844	2006
4.	4,836	2005
5.	4,757	2003
6.	4,751	1991
7.	4,685	2007
8.	4,326	1988
9.	4,323	2015
10.	4,309	1994

ATTACK PERCENTAGE

1.	.297	1995
2.	.281	2023
3.	.277	1996
4.	.267	1998
5.	.265	1999
6.	.264	2003
7.	.263	2000
8.	.260	2022
9t.	.254	2014
9t.	.254	1997
10.	.252	2021

SOLO BLOCKS

1.	121	1988
2.	119	2003
3.	105	1987
4.	101	1996
5.	99	2004
6.	94	1992
7t.	93	2002
7t.	93	2000
9.	92	1994
10t.	91	1995
10t.	91	1993

BLOCK ASSISTS

1.	503	2003
2.	477	2015
3.	453	2014
4.	449	2022
4t.	414	2004
4t.	414	1995
5.	402	2023
6.	397	2012
7.	393	1996
8t.	392	2000
8t.	392	1990
10.	390	1997

TOTAL BLOCKS

1.	370.5	2003
2.	306	2004
3.	298	1995
4.	297.5	1996
5.	289	2000
6.	274	2002
7.	270.5	2015
8.	269.5	2022
9.	268	1990
10.	260.5	2014

BLOCKS PER SET

1.	3.06	2003
2.	3.01	1995
3.	2.92	2000
4.	2.91	2004
5.	2.89	1996
6.	2.74	2002
7.	2.66	2023
8.	2.59	2022
9.	2.45	1997
10.	2.43	1993

DIGS

1.	2,794	1990
2.	2,176	1992
3.	2,113	1991
4.	2,090	2005
5.	2,071	2006
6.	1,893	2007
7.	1,866	2003
8.	1,743	2015
9.	1,714	2004
10.	1,644	2011

DIGS PER SET

1.	19.54	1990
2.	19.04	1991
3.	18.50	2005
4.	18.33	2006
5.	17.53	2007
6.	17.27	1992
7.	16.90	2001
8.	16.32	2004
9.	15.80	1989
10.	15.42	2003

SERVICE ACES

1.	224	1990
2.	222	1987
3.	207	1992
4.	205	1993
5.	202	2017
6t.	199	2006
6t.	199	1995
8.	195	1997
9.	193	1988
10.	192	1994

SERVICE ACES PER SET

1.	2.13	1987
2.	2.05	1986
3.	2.01	1995
4.	1.97	1997
5.	1.92	1993
6.	1.87	2017
7t.	1.79	1996
7t.	1.79	1994
9.	1.76	2006
10.	1.70	1991

ASSISTS

1.	1,917	1992
2.	1,724	1990
3.	1,694	2006
4.	1,688	1996
5.	1,683	2005
6.	1,656	2015
7.	1,620	1999
8.	1,614	2003
9.	1,612	2007
10.	1,569	1994

ASSISTS PER SET

1.	16.39	1996
2.	15.41	2000
3.	15.21	1992
4.	15.00	1999
5.	14.99	2006
6.	14.93	2007
7.	14.89	2005
8.	14.79	1998
9.	14.66	1994
10.	14.62	1995

POINTS

1.	2,567	1992
2.	2,528	1990
3.	2,463	2021
4.	2,382.5	2003
5.	2,348	2022
6.	2,336.5	1996
7.	2,269	2006
8.	2,232	1999
9.	2,231.5	2005
10.	2,181.5	2015

POINTS PER SET

1.	22.68	1996
2.	21.78	2000
3.	21.48	1995
4.	21.09	1998
5.	20.97	1997
6.	20.67	1999
7.	20.37	1992
8.	20.19	2004
9.	20.08	2006
10.	20.06	1994

MATCH RECORDS

KILLS

1.	107	Sacramento State	9/16/95
2.	100	Portland	10/25/90
3.	99	at Pepperdine	11/4/00
4.	95	Pepperdine	10/12/96
5t.	94	San Diego	11/6/98
5t.	94	Long Beach State	9/25/96
7.	93	vs Florida	9/19/98
8.	91	Ohio State	9/10/99
9t.	90	vs Oregon State	9/14/07
9t.	90	vs. Washington State	12/13/96

TOTAL ATTEMPTS

1.	338	Portland	10/25/90
2.	281	Sacramento State	9/16/95
3.	246	at Notre Dame	9/21/00
4.	240	Oral Roberts	11/29/95
5.	231	at Hawaii	9/23/05
6.	230	Clemson	9/2/01
7.	228	Long Beach State	9/25/96
8.	227	Florida	9/19/98
9t.	226	Saint Mary's	10/12/06
9t.	226	at Pepperdine	10/7/95

ATTACK PERCENTAGE

1.	.480	Gonzaga	9/30/95
2.	.476	Portland	10/28/95
3.	.468	Indiana State	9/8/00
4.	.467	at San Diego State	9/21/04
5.	.466	CS Bakersfield	9/26/08
6.	.464	Iona College	8/25/12
7t.	.459	vs Grambling State	8/28/09
7t.	.459	Portland	11/10/00
9.	.456	Grambling State	11/25/95
10.	.446	William & Mary	10/11/99

SOLO BLOCKS

1.	18	at Pepperdine	11/9/96
2t.	13	Saint Mary's	11/17/07
2t.	13	Pepperdine	11/6/93
2t.	13	UC Santa Barbara	9/5/87
5.	11	Saint Mary's	10/26/02
6t.	10	UC Riverside	9/19/08
6t.	10	at Pepperdine	11/4/00
8t.	9	Santa Clara	10/24/03
8t.	9	San Francisco	10/20/00
8t.	9	Pepperdine	10/7/00

BLOCK ASSISTS

1.	42	Nevada	10/19/85
2.	39	at San Francisco	10/2/04
3t.	34	at Gonzaga	11/1/02
3t.	34	vs Southeast Missouri	12/2/99
5.	33	vs San Jose State	9/1/00
6t.	32	at Notre Dame	9/15/12
6t.	32	at San Diego State	9/25/02
8t.	30	San Diego	11/19/04
8t.	30	at Notre Dame	9/21/00
10t.	29	at San Francisco	11/15/14
10t.	29	at Santa Clara	11/22/03

TOTAL BLOCKS

1.	28	Nevada	10/19/85
2.	23.5	Northern Arizona	10/11/86
3.	21	at Gonzaga	11/1/02
4.	20.5	at San Francisco	10/2/04
5.	20	San Diego	10/30/99
6t.	19	Santa Clara	10/24/03
6t.	19	at San Diego State	9/25/02
6t.	19	at Notre Dame	9/21/00
6t.	19	at San Diego	11/23/96
6t.	19	at Pepperdine	11/9/96
6t.	19	at Pepperdine	10/7/95

DIGS

1.	181	Portland	10/25/90
2.	132	Portland	10/12/90
3.	129	Sacramento State	9/16/95
4.	118	at Arizona State	8/26/06
5.	114	at UC Irvine	10/8/10
6.	111	Oral Roberts	11/29/95
7.	108	at Sacramento State	9/10/05
8.	104	vs Oregon State	9/14/07
9.	101	Saint Mary's	10/12/06
10t.	100	at Hawaii	9/23/05
10t.	100	vs Florida	9/19/98

SERVICE ACES

1.	21	Santa Clara	10/30/87
2.	17	Wichita State	9/4/93
3.	16	at Santa Clara	11/11/17
4t.	16	Gonzaga	10/5/02
4t.	16	at Hawaii	9/20/97
4t.	16	Saint Mary's	11/8/91
5t.	14	Villanova	9/11/98
6t.	14	Baylor	9/15/95
7t.	13	Southern Methodist	9/9/06
7t.	13	Idaho	9/3/05
7t.	13	Idaho State	9/21/02
7t.	13	at Hawaii	9/24/99
7t.	13	at Santa Clara	10/4/97
7t.	13	at Portland	10/21/21

ASSISTS

1.	96	San Francisco	10/16/92
2.	93	Sacramento State	9/16/95
3.	90	at Pepperdine	11/4/00
4t.	89	San Diego	11/6/98
4t.	89	Santa Clara	10/12/91
6t.	88	Pepperdine	10/12/96
6t.	88	Long Beach State	9/25/96
8.	87	vs. Washington State	12/13/96
9.	85	Oral Roberts	11/29/95
10.	84	at Notre Dame	9/21/00

TEAM MATCH RECORDS | 3 / 4 / 5 SETS**3 SETS**

KILLS			
1.	78	Cal State Northridge	11/1/94
2.	72	at San Francisco	11/18/00
3t.	69	Santa Clara	10/3/98
3t.	69	Santa Clara	11/16/96
5.	68	vs. Arizona State	9/12/97
6.	67	vs George Washington	9/4/99
7t.	66	Connecticut	9/9/00
7t.	66	Saint Mary's	10/2/98
9t.	65	UC Irvine	9/15/98
9t.	65	Portland	11/15/97
9t.	65	vs. San Diego State	9/13/96

TOTAL ATTEMPTS

1.	211	at Arizona State	8/26/06
2.	183	at San Francisco	11/18/00
3.	176	vs George Washington	9/4/99
4.	172	Santa Clara	11/16/96
5.	161	at Pepperdine	11/5/04
6.	157	at Colorado State	9/5/99
7.	156	at USC	8/25/07
8.	155	at Hawaii	9/24/05
9.	154	Pepperdine	11/6/99
10.	153	at Portland	11/17/05

ATTACK PERCENTAGE

1.	.480	at Gonzaga	9/30/95
2.	.476	Portland	10/28/95
3.	.468	Indiana State	9/8/00
4.	.467	at San Diego State	9/21/04
5.	.466	CS Bakersfield	9/26/08
6.	.464	vs. Iona College	8/25/12
7t.	.459	Portland	11/10/00
7t.	.459	vs Grambling State	8/28/09
9.	.456	Grambling State	11/25/95
10.	.455	Nevada	10/18/86

TOTAL BLOCKS

1.	17	San Francisco	9/28/89
2.	16	at Gonzaga	11/12/04
3.	15.5	at Portland	10/17/03
4t.	15	at Indiana	9/15/00
4t.	15	San Francisco	11/17/95
6.	14.5	vs CS Northridge	12/5/03
7t.	14	at Gonzaga	10/18/03
7t.	14	Colorado	9/7/02
7t.	14	Saint Mary's	9/30/00
10.	13.5	San Francisco	10/20/00

DIGS

1.	118	at Arizona State	8/26/06
2.	81	vs Florida A&M	9/16/06
3.	80	Portland	11/5/15
4.	76	Santa Clara	11/16/96
5.	75	Northeastern	9/2/05
6t.	74	at San Francisco	11/18/00
6t.	74	vs Texas Tech	9/18/99
8.	72	at Portland	11/17/05
9t.	69	at Pepperdine	9/24/16
9t.	69	at Saint Mary's	10/18/07
9t.	69	vs George Washington	9/4/99

SERVICE ACES

1.	17	Wichita State	9/4/93
2.	16	Gonzaga	10/5/02
3t.	14	Villanova	9/11/98
3t.	14	Baylor	9/15/95
5t.	13	Southern Methodist	9/9/06
5t.	13	Idaho State	9/21/02
7t.	12	Quinnipiac	8/27/11
7t.	12	UC Riverside	9/14/04
7t.	12	vs Wyoming	9/23/00
10t.	11	Albany	8/25/17
10t.	11	LIU Brooklyn	8/29/14
10t.	11	College of Charleston	9/14/13
10t.	11	vs. Lamar	9/6/13
10t.	11	Nevada	9/9/06
10t.	11	Northeastern	9/5/03
10t.	11	West Virginia	8/30/03
10t.	11	vs. UC Irvine	8/29/97
10t.	11	William & Mary	10/13/96

ASSISTS

1.	74	Cal State Northridge	11/1/94
2.	67	at San Francisco	11/18/00
3t.	65	Santa Clara	10/3/98
3t.	65	Santa Clara	11/16/96
5t.	64	vs George Washington	9/4/99
5t.	64	vs. San Diego State	9/13/96
7.	62	vs. Arizona State	9/12/97
8.	61	Saint Mary's	10/2/98
9t.	59	UC Santa Barbara	9/1/07
9t.	59	vs Marquette	9/16/00
9t.	59	at Pepperdine	10/9/99

4 SETS

KILLS			
1.	107	Sacramento State	9/16/95
2.	99	at Pepperdine	11/4/00
3.	95	Pepperdine	10/12/96
4.	90	vs. Washington State	12/13/96
5t.	87	at Notre Dame	9/21/00
5t.	87	vs. CS Northridge	9/14/96
7t.	86	Saint Mary's	11/5/05
7t.	86	at Gonzaga	11/13/98
9.	85	UC Santa Barbara	9/18/96
10.	82	at Pepperdine	11/21/98

TOTAL ATTEMPTS

1.	281	Sacramento State	9/16/95
2.	246	at Notre Dame	9/21/00
3t.	224	Saint Mary's	11/5/05
3t.	224	at Sacramento State	9/10/05
5.	218	Pepperdine	10/12/96
6.	216	at Gonzaga	11/13/98
7t.	215	at Pepperdine	11/4/00
7t.	215	Pepperdine	11/22/97
9t.	214	at Saint Mary's	11/22/02
9t.	214	vs. Washington State	12/13/96

ATTACK PERCENTAGE

1.	.416	vs. Fresno State	9/6/14
2.	.385	Portland	10/24/13
3.	.379	vs Connecticut	9/4/98
4.	.377	San Francisco	10/4/03
5.	.367	at Portland	11/13/04
6.	.365	at Saint Mary's	10/2/99
7.	.360	vs Utah Valley	9/18/10
8.	.348	at Portland	11/15/08
9t.	.342	at High Point	9/8/12
9t.	.342	Gonzaga	10/5/96

TOTAL BLOCKS

1.	23.5	Northern Arizona	10/11/86
2.	21	at Gonzaga	11/1/02
3.	20.5	at San Francisco	10/2/04
4t.	19	at Notre Dame	9/21/00
4t.	19	at Pepperdine	11/9/96
6.	17.5	vs San Jose State	9/1/00
7t.	17	at Notre Dame	9/15/12
7t.	17	San Francisco	10/11/07
7t.	17	at Santa Clara	10/22/04
7t.	17	San Diego	10/25/03
7t.	17	at Pepperdine	10/11/03
7t.	17	at Gonzaga	11/13/98

DIGS

1.	132	Portland	10/12/90
2.	129	Sacramento State	9/16/95
3.	108	at Sacramento State	9/10/05
4.	98	Saint Mary's	11/5/05
5.	96	at Notre Dame	9/21/00
6.	91	North Carolina	9/2/06
7t.	90	Cal State Northridge	11/21/06
7t.	90	Pepperdine	11/11/05
7t.	90	vs Nevada	9/10/05
10.	89	vs. CS Northridge	9/14/96

SERVICE ACES

1.	16	Saint Mary's	11/8/91
2t.	13	Idaho	9/3/05
2t.	13	at Santa Clara	10/4/97
4t.	12	Niagara	8/27/16
4t.	12	vs Jacksonville	9/15/06
4t.	12	UC Irvine	9/8/06
4t.	12	San Diego State	9/30/97
8t.	11	Pepperdine	11/19/16
8t.	11	Cal State Fullerton	8/26/11
8t.	11	Indiana	9/7/01

ASSISTS

1.	96	San Francisco	10/16/92
2	93	Sacramento State	9/16/95
3.	90	at Pepperdine	11/4/00
4.	88	Pepperdine	10/12/96
5.	87	vs. Washington State	12/13/96
6.	84	at Notre Dame	9/21/00
7.	83	at Gonzaga	11/13/98
8t.	79	Saint Mary's	11/5/05
8t.	79	vs. CS Northridge	9/14/96
10.	78	UC Santa Barbara	9/18/96

5 SETS

KILLS			
1.	100	Portland	10/25/90
2t.	94	San Diego	11/6/98
2t.	94	Long Beach State	9/25/96
4.	93	vs Florida	9/19/98
5.	91	Ohio State	9/10/99
6.	90	vs Oregon State	9/14/07
7.	89	vs San Jose State	9/17/05
8.	88	Oral Roberts	11/29/95
9.	87	Santa Clara	10/17/15
10.	85	Saint Mary's	10/12/06

TOTAL ATTEMPTS

1.	338	Portland	10/25/90
2.	240	Oral Roberts	11/29/95
3.	231	at Hawaii	9/23/05
4.	230	vs Clemson	9/2/01
5.	228	Long Beach State	9/25/96
6.	227	vs Florida	9/19/98
7t.	226	Saint Mary's	10/12/06
7t.	226	at Pepperdine	10/7/95
9t.	223	vs San Jose State	9/17/05
9t.	223	Cal State Northridge	11/23/04

ATTACK PERCENTAGE

1.	.346	Santa Clara	10/17/15
2.	.345	Santa Clara	10/18/14
3.	.313	San Diego	9/27/16
4.	.308	Nevada	11/15/85
5t.	.302	San Diego	10/1/05
5t.	.302	vs Georgia Tech	9/3/10
7.	.299	vs Idaho	9/4/09
8.	.298	Saint Mary's	10/3/03
9t.	.294	Ohio State	9/10/99
9t.	.294	Gonzaga	11/5/09

TOTAL BLOCKS

1.	28	Nevada	10/19/85
2.	20	San Diego	10/30/99
3t.	19	Santa Clara	10/24/03
3t.	19	at San Diego State	9/25/02
3t.	19	at San Diego	11/23/96
3t.	19	at Pepperdine	10/7/95
7t.	18	San Diego	11/19/04
7t.	18	UC Santa Barbara	10/19/99
9.	17.5	at Santa Clara	11/22/03
10t.	17	vs Southeast Missouri	12/2/99
10t.	17	Oral Roberts	11/29/95
10t.	17	San Diego State	9/26/95

DIGS

1.	181	Portland	10/25/90
2.	114	at UC Irvine	10/8/10
3.	111	Oral Roberts	11/29/95
4.	104	vs Oregon State	9/14/07
5.	101	Saint Mary's	10/12/06
6t.	100	at Hawaii	9/23/05
6t.	100	vs Florida	9/19/98
8t.	99	at San Diego	11/8/07
8t.	99	Cal State Northridge	11/23/04
10.	97	at UC Santa Barbara	9/26/06

SERVICE ACES

1.	21	Santa Clara	10/30/87
2t.	16	at Santa Clara	11/11/17
2t.	16	at Hawaii	9/20/97
4.	13	at Hawaii	9/24/99
5.	12	Saint Mary's	9/28/17
6t.	11	Portland	11/4/17
6t.	11	BYU	10/21/17
6t.	11	Gonzaga	11/5/09
6t.	11	vs Cal Poly	9/1/00
6t.	11	San Diego State	9/26/95

ASSISTS

1t.	89	San Diego	11/6/98
1t.	89	Santa Clara	10/12/91
3.	88	Long Beach State	9/25/96
4.	85	Oral Roberts	11/29/95
5t.	83	Santa Clara	10/17/15
5t.	83	vs Florida	9/19/98
7.	82	vs Oregon State	9/14/07
8.	81	vs San Jose State	9/17/05
9t.	80	Gonzaga	11/1/07
9t.	80	San Francisco	10/13/01
9t.	80	vs Clemson	9/2/01
9t.	80	Ohio State	9/10/99

YEARLY STATISTICAL LEADERS

KILLS			ATTACK PERCENTAGE			SOLO BLOCKS			BLOCK ASSISTS		
1985	256	Leslie Wohlford	1985	.245	Cathy Petrissans	1985	23	Cathy Petrissans	1985	55	Cathy Petrissans
1986	276	Leslie Wohlford	1986	.327	Cathy Petrissans	1986	21	Lori Rodman	1986	51	Cathy Petrissans
1987	436	Leslie Wohlford	1987	.277	Cathy Petrissans		21	Cathy Petrissans	1987	48	Cathy Petrissans
1988	595	Leslie Wohlford	1988	.202	Leslie Wohlford	1987	31	Cathy Petrissans	1988	60	Dawn Moon
1989	280	Kerry House	1989	.193	Kerry House	1988	37	Dawn Moon	1989	47	Dana Bragado
1990	577	Kerry House	1990	.210	Stacy Trapp	1989	20	Stacy Trapp	1990	97	Stacy Trapp
1991	409	Joli Eberhart	1991	.232	Stacy Trapp	1990	15	Dana Bragado	1991	92	Stacy Trapp
1992	373	Dana Bragado	1992	.320	Dana Bragado		15	Stacy Trapp	1992	77	Dana Bragado
1993	314	Suzanne Radcliffe	1993	.331	Mardell Wensch	1991	19	Dana Bragado	1993	87	Mardell Wensch
1994	349	Kim Blankinship	1994	.356	Mardell Wensch	1992	33	Julie Greer	1994	63	Mardell Wensch
1995	326	Sarah Noriega	1995	.422	Mardell Wensch	1993	35	Julie Greer	1995	93	Mardell Wensch
1996	496	Sarah Noriega	1996	.330	Sarah Noriega		35	Mardell Wensch	1996	109	Karissa Meith
1997	614	Sarah Noriega	1997	.320	Lydia Day	1994	38	Mardell Wensch	1997	86	Sarah Noriega
1998	480	Sarah McFarland	1998	.327	Candace Boller	1995	21	Julie Greer	1998	83	Candace Boller
1999	750	Sarah McFarland	1999	.330	Lydia Day	1996	25	Karissa Meith	1999	69	Allison Gustorf
2000	762	Sarah McFarland	2000	.355	Allison Gustorf	1997	13	Lydia Day	2000	100	Tiana Newsome
2001	433	Kristen Gallup	2001	.314	Dina DeBernardi	1998	18	Allison Gustorf	2001	47	Kealani Kimball
2002	451	Kristen Gallup	2002	.314	Tiana Newsome	1999	25	Allison Gustorf	2002	104	Tiana Newsome
2003	509	Kealani Kimball	2003	.379	Kelli Nerison	2000	31	Tiana Newsome	2003	120	Kelli Nerison
2004	321	Kelli Nerison	2004	.349	Kelli Nerison	2001	24	Dina DeBernardi		120	Tiana Newsome
2005	374	Heather Hughes	2005	.360	Krista Houseman	2002	40	Tiana Newsome	2004	136	Kelli Nerison
2006	462	Heather Hughes	2006	.289	Sandy Krone	2003	48	Kelli Nerison	2005	99	Dina DeBernardi
2007	540	Heather Hughes	2007	.322	Becky Stehling	2004	42	Kelli Nerison	2006	46	Sandy Krone
2008	484	Emily Day	2008	.369	Becky Stehling	2005	33	Dina DeBernardi	2007	68	Emily Day
2009	416	Alaina Bergsma	2009	.312	Becky Stehling	2006	20	Emily Day	2008	52	Becky Stehling
2010	425	Jasmine Rankins	2010	.293	Megan Nash		20	Jania Motton	2009	59	Becky Stehling
2011	345	Jasmine Rankins	2011	.240	Litara Keil	2007	20	Emily Day	2010	75	Megan Nash
2012	474	Kathleen Luft	2012	.309	Litara Keil	2008	26	Becky Stehling	2011	85	Litara Keil
2013	387	Kathleen Luft	2013	.298	Amber Mirabello	2009	17	Alaina Bergsma	2012	106	Litara Keil
2014	385	Caitlin DeWitt	2014	.342	Litara Keil	2010	12	Jasmine Rankins	2013	73	Litara Keil
	385	Litara Keil	2015	.282	Amber Mirabello	2011	20	Litara Keil	2014	112	Litara Keil
2015	447	Sarah Sponcil	2016	.318	Erin Williams	2012	12	Litara Keil	2015	137	Rachelle Suaava
2016	402	Sarah Sponcil	2017	.303	Alexis Morrow	2013	5	Hannah Tedrow	2016	73	Erin Williams
2017	322	Sara Kovac	2018	.381	Emma Johnson	2014	17	Litara Keil	2017	77	Alexis Morrow
2018	448	Sara Kovac	2019	.342	Emmelyn Walyers	2015	10	Rachelle Suaava	2018	65	Emma Johnson
2019	412	Savannah Slattery	2020	.400	Erin Curl	2016	6	Nicky Kevorken	2019	52	Emmelyn Walters
2020	231	Kari Geissberger	2021	.500	Annabella Pirrota	2017	9	Emma Johnson	2020	48	Emmelyn Walters
2021	313	Kari Geissberger	2022	.395	Jacquelyn Moore	2018	12	Meredith Taegue	2021	92	Jacquelyn Moore
2022	343	Kari Geissberger	2023	.454	Jacquelyn Moore	2019	10	Emmelyn Walters	2022	130	Phoebe Awoleye
2023	363	Kari Geissberger				2020	10	Emmelyn Walters	2023	102	Jacquelyn Moore
						2021	9	Kari Geissberger			
						2022	15	Phoebe Awoleye			
						2023	11	Jacquelyn Moore			

TOTAL BLOCKS			DIGS			SERVICE ACES			ASSISTS		
1985	78	Cathy Petrissans	1985	180	Leslie Wohlford	1985	26	Leslie Wohlford	1985	798	Andrea Fort
1986	72	Cathy Petrissans	1986	226	Leslie Wohlford	1986	33	Lori Rodman	1986	998	Andrea Fort
1987	79	Cathy Petrissans	1987	376	Leslie Wohlford	1987	53	Lori Rodman	1987	850	Seham Khalaf
1988	97	Dawn Moon	1988	347	Leslie Wohlford	1988	47	Seham Khalaf	1988	613	Seham Khalaf
1989	63	Stacy Trapp	1989	385	Kerry House	1989	29	Dana Bragado	1989	661	Anita Irwin
1990	112	Stacy Trapp	1990	740	Kerry House	1990	37	Deanna Doolittle	1990	1,600	Anita Irwin
1991	110	Stacy Trapp	1991	467	Deanna Doolittle	1991	39	Joli Eberhart	1991	1,397	Robin Ortgiesen
1992	104	Dana Bragado	1992	402	Robin Ortgiesen	1992	41	Amy Moeller	1992	1,776	Robin Ortgiesen
1993	122	Mardell Wrensch	1993	265	Kim Blankinship	1993	36	Suzanne Radcliffe	1993	1,147	Robin Ortgiesen
1994	101	Mardell Wrensch	1994	302	Kim Blankinship	1994	31	Suzanne Radcliffe	1994	1,386	Tracy Holman
1995	111	Mardell Wrensch	1995	282	Kim Blankinship	1995	66	Kim Blankinship	1995	1,306	Tracy Holman
1996	134	Karissa Meith	1996	333	Cindy Weglarz	1996	49	Sarah Noriega	1996	1,432	Tracy Holman
1997	95	Lydia Day	1997	332	Cindy Weglarz	1997	50	Cindy Weglarz	1997	1,238	Tracy Holman
1998	100	Candace Boller	1998	283	Cindy Weglarz	1998	31	Sarah McFarland	1998	880	Jeannette Hecker
1999	94	Allison Gustorf	1999	285	Jeannette Hecker	1999	31	Cindy Weglarz	1999	1,387	Jeannette Hecker
2000	131	Tiana Newsome	2000	327	Sarah McFarland	2000	33	Allison Gustorf	2000	1,287	Nicole Oehlman
2001	69	Dina DeBernardi	2001	296	Laura Gustorf	2001	30	Nicole Oehlman	2001	1,081	Nicole Oehlman
2002	144	Tiana Newsome	2002	300	Kristen Gallup	2002	34	Laura Gustorf	2002	576	Nicole Ridley
2003	167	Kelli Nerison	2003	429	Kealani Kimball	2002	26	Kristen Gallup	2003	1,410	Nicole Oehlman
2004	178	Kelli Nerison	2004	368	Michelle Look	2003	43	Nicole Oehlman	2004	1,259	Nicole Oehlman
2005	132	Dina DeBernardi	2005	443	Christianna Reneau	2004	42	Heather Hughes	2005	1,040	K.C. Walsh
2006	65	Sandy Krone	2006	370	Heather Hughes	2005	29	Heather Hughes	2006	1,104	Ashley Dutro
2007	88	Emily Day	2007	426	Whitney Leonard	2006	56	Heather Hughes	2007	1,318	Renee Horton
2008	78	Becky Stehling	2008	326	Emily Day	2007	36	Emily Day	2008	989	Renee Horton
2009	70	Becky Stehling	2009	248	Lauren DeGrandmont	2008	28	Emily Day	2009	778	Alesha Young
2010	81	Megan Nash	2010	324	Lauren DeGrandmont	2009	37	Alaina Bergsma	2010	1,101	Olivia Bailey
2011	105	Litara Keil	2011	538	Betsi Metter	2010	50	Jasmine Rankins	2011	1,078	Olivia Bailey
2012	118	Litara Keil	2012	520	Betsi Metter	2011	42	Betsi Metter	2012	1,088	Hannah Tedrow
2013	77	Litara Keil	2013	493	Betsi Metter	2012	40	Betsi Metter	2013	975	Hannah Tedrow
2014	129	Litara Keil	2014	463	Kristen Castellanos	2013	54	Betsi Metter	2014	1,304	Hannah Tedrow
2015	147	Rachelle Suaava	2015	363	Sarah Sponcil	2014	37	Litara Keil	2015	1,430	Hannah Tedrow
2016	78	Erin Williams	2016	348	Kristen Castellanos	2015	36	Sarah Sponcil	2016	932	Jessie Prichard
2017	81	Alexis Morrow	2017	404	Kristen Castellanos	2016	26	Kristen Castellanos	2017	624	Jessie Prichard
2018	72	Emma Johnson	2018	479	Kekair Whitford	2017	26	Sarah Sponcil	2018	1344	Tess Reid
2019	62	Emmelyn Walters	2019	295	Bo Culo	2017	40	Meredith Teague	2019	884	Tess Reid
2020	58	Emmelyn Walters	2020	264	Mary Shroll	2018	40	Meredith Teague	2020	636	Isabella Bareford
2021	100	Jacquelyn Moore	2021	327	Mary Shroll	2019	28	Ella Boehle	2021	1093	Isabella Bareford
2022	145	Phoebe Awoleye	2022	348	Sam Hastings	2020	20	Isabella Bareford	2022	1088	Isabella Bareford
2023	113	Jacquelyn Moore	2023	358	Sam Hastings	2021	35	Mary Shroll	2023	555	Isabella Bareford
						2022	44	Rose Booth			
						2023	34	Michelle Shaffer			