2015 LMU BASEBALL

MEDIA ALMANAC • RECORD BOOK

2015 LMU LIONS

OF | 5'8 | 165 | FR | R/R
Queen Creek, Ariz.

INF/RHP | 5'10 | 185 | FR | R/R
Pacifica, Calif.

INF | 5'8 | 150 | FR | L/R
San Clemente, Calif.

OF | 5'11 | 190 | FR | L/R
Tolleson, Ariz.

INF/RHP | 6'1 | 195 | SO | R/R
Woodland Hills, Calif.

LHP | 5'11 | 185 | SR | L/L
Long Beach, Calif.

OF | 6'0 | 180 | SO | L/R
Greeley, Colo.

C | 5-8 | 205 | JR | R/R
Newbury Park, Calif.

RHP | 6'3 | 195 | SR | L/R
Tustin, Calif.

C | 6'3 | 215 | SO | R/R
Hudson, Ohio

INF | 6'3 | 190 | SO | R/R
La Crescenta, Calif.

LHP | 5'10 | 175 | SR | L/L
Irvine, Calif.

RHP | 6'2 | 190 | JR | R/R
La Cañada Flintridge, Calif.

INF | 6-4 | 230 | FR | L/L
San Ramon, Calif.

RHP | 6'8 | 245 | RS JR | L/R
Huntington Beach, Calif.

RHP | 6'1 | 210 | JR | R/R
Valencia, Calif.

INF | 5'10 | 175 | SO | R/R
Cypress, Calif.

INF | 6'2 | 235 | SR | L/L
Granite Bay, Calif.

OF | 6'0 | 185 | JR | R/R
Manhattan Beach, Calif.

RHP | 6'0 | 180 | JR | R/R
Carmel, Calif.

INF | 6'2 | 205 | SR | S/R
Tustin, Calif.

LHP | 6'5 | 210 | SO | L/L
Rancho Cucamonga, Calif.

LHP | 6-2 | 165 | FR | L/L
Fallbrook, Calif.

OF | 6'0 | 195 | SO | L/L
Saratoga, Calif.

C/OF | 5'8 | 185 | SR | R/R
Silverado, Calif.

RHP | 6'7 | 215 | SO | R/R
Valencia, Calif.

RHP | 6'2 | 205 | SO | L/R
Tustin, Calif.

RHP | 6-6 | 190 | FR | R/R
Tustin, Calif.

C | 6-1 | 180 | FR | R/R
Visalia, Calif.

RHP | 6-1 | 210 | FR | R/R
San Diego, Calif.

INF/OF | 6'2 | 205 | SR | L/R
Coto de Caza, Calif.

INF | 6-3 | 215 | FR | R/R
Huntington Beach, Calif.

INF | 5'7 | 175 | SO | R/R
Davis, Calif.

RHP | 6'5 | 210 | RS SR | R/R
San Jose, Calif.

RHP | 6-7 | 230 | FR | R/R
Huntington Beach, Calif.

Head Coach
Seventh Season

Assistant Coach
Fifth Season

Assistant Coach
Fourth Season

Volunteer Assistant Coach
Third Season

Director of Operations
First Season

Athletic Trainer
Eighth Season

2015 LMU BASEBALL MEDIA ALMANAC

INSIDE THE LIONS
2015 Speed Chart ... Inside Cover
Table of Contents ... 3
Quick Facts ... 4
2015 Schedule ... 4
2015 Roster ... 5
Pronunciation Guide ... 5
A Quick Look at 2015 ... 5

THE PLAYERS ... 6
#1 Marcus Still ... 7
#2 Seat Watkins ... 8
#3 Kent Burckle ... 9
#4 Billy Wilson ... 10
#5 Tyler Cohen ... 11
#7 Sean Buckle ... 12
#8 Austin Miller ... 13
#11 Joe Christian ... 14
#12 Colin Welmon ... 15
#13 Cassidy Brown ... 16
#16 Ted Boeke ... 17
#17 Brandon Horth ... 18
#19 Mitch Russell ... 19
#20 Jamey Smart ... 20
#21 Trevor Megill ... 21
#22 Michael Silva ... 22
#24 David Fletcher ... 23
#25 Jimmy Jack ... 24
#26 Ryan Erickson ... 25
#27 Tyler Knight ... 26
#28 David Edwards ... 27
#29 Brenton Arriaga ... 28
#31 Alex Strizak ... 29
#32 Kyle Dozier ... 30
#33 Chris Barnett ... 31
#34 J.D. Busfield ... 32
#36 Tim Peabody ... 33
#37 Jack Brkich ... 34
#39 Nathan Keavy ... 35
#40 Cory Abbott ... 36
#41 Tanner Donnels ... 37
#42 Josh Blank ... 38
#43 Joe Murray ... 39
#49 Kevin Glomb ... 40
#50 Tylor Megill ... 41

THE COACHING STAFF ... 42
Head Coach Jason Gill ... 43
- Career Coaching Records at LMU ... 43
- Gill's Record against Opponents ... 44
- Major Leaguers Under Gill ... 45

Assistant Coach Bryant Ward ... 46
Assistant Coach Dan Ricabal ... 47
Volunteer Assistant Coach Bobby Andrews ... 48
Director of Operations Matt Florer ... 48
Athletic Trainer Steve Cortez ... 49
Assistant Athletics Director - External Communications Tyler Geivett ... 49

2014 REVIEW ... 50
A Look Back ... 51
Season Results ... 52
Overall Statistics ... 53
WCC Statistics ... 54
2014 Box Scores ... 55

BASEBALL HISTORY ... 69
Postseason Play ... 70
The 1986 College World Series ... 71
Lions in the MLB Draft ... 72
Lions in Major League Baseball ... 74
Lions in The Minors ... 77
Retired Jersey #10 | Jerry Stone ... 79
Retired Jersey #44 | Billy Bean ... 80
Retired Jersey #54 | Tim Layana ... 81
Matt Muller Lion Award ... 82
All-Time Roster ... 83
All-Time Honors ... 87
Year-by-Year Results ... 90
All-Time Series Records ... 105

BASEBALL RECORDS ... 119
The Last Time it Happened ... 120
Overall Records - Game/Season/Career ... 122
Team Records - Game/Season ... 124
Individual Career Top-10 Records ... 125
- Batting ... 125
- Pitching ... 127
- Fielding ... 127

Individual Season Top-10 Records ... 130
- Batting ... 130
- Pitching ... 132
- Fielding ... 132

Individual Game Top-10 Records ... 135
- Batting ... 135
- Pitching ... 137
- Fielding ... 137

Team Top-10 Records ... 139
- Season Batting ... 139
- Season Pitching ... 139
- Season Fielding ... 140
- Game Batting ... 141
- Game Pitching ... 142
- Game Fielding ... 142

Yearly Statistical Leaders ... 143

THIS IS LMU ... 151
Learn. Lead. Serve. ... 152
A Promising Future - The Majors ... 154
A Solid Foundation - The Whole Person ... 156
Academics - A Helping Hand ... 158
Prepared for Tomorrow ... 160
Where the Lions Live ... 162
Where the Lions Play ... 164
We Are LMU Lions - Lions Athletic Fund ... 165
Athletics History - The Next 100 ... 166
LMU Champions and NCAA Appearances ... 174
LMU All-Americans ... 175
LMU Athletics' Hall of Fame ... 176
LMU Baseball Facilities ... 178
- Page Stadium ... 178
- Lion's Cage Hitting Facility/Player's Lounge ... 180
- The Dreier Center ... 181
- Lions Athletic Center & LMU Baseball Locker Room ... 182

Athletics Director - Dr. William Husak ... 184
Staff Directory ... 186
The West Coast Conference ... 186
Media Information ... 188
Following the Lions ... 190
LMU Campus Map ... 191
2015 WCC Composite Schedule ... 192

2015 QUICK FACTS

UNIVERSITY INFORMATION

Location	Los Angeles, Calif.
Founded	1911
Enrollment	5,962 Undergraduate | 9,369 Total
Nickname	Lions
Primary Colors	Crimson (Pantone 202)
	Navy (Pantone 2965)
Secondary Colors	Marymount Blue (Pantone 279)
	Gray (Cool Gray 5)
Affiliation	NCAA Division I
Conference	West Coast Conference
Home Field	George C. Page Stadium
Capacity	600
Dimensions	L-R: 326-362-406-365-321
Press Box Phone	(310) 338-3046
President	David Burcham
Alma Mater	Occidental, '73
Athletic Director	Dr. William Husak
Alma Mater	SUNY-Cortland, '72
Athletic Phone	(310) 338-2765
Ticket Office	(310) 338-LION

BASEBALL STAFF

Head Coach	Jason Gill
Alma Mater	Cal State Fullerton, '96
Record At LMU	166-165 (Seventh Season)
Overall Record	same
WCC Record	72-66
Assistant Coach	Bryant Ward
Alma Mater	East Carolina, '02
Year at LMU	Fifth Season
Assistant Coach	Dan Ricabal
Alma Mater	Cal State Fullerton, '94
Year at LMU	Fourth Season
Volunteer Assistant Coach	Bobby Andrews
Alma Mater	Cal State Fullerton, '10
Year at LMU	Third Season
Director of Operations	Matt Florer
Alma Mater	LMU, '13
Year at LMU	First Season

TEAM FACTS

2014 Record	32-24
2014 WCC Record | Finish	17-10 | T-2nd
Lettermen Returning | Lost	23 | 12
Position Starters Returning | Lost	7 | 3
Starting Pitchers Returning | Lost	4 | 1
Newcomers	12

POSTSEASON INFORMATION

Conference Championships (6)
1973 (WCAC) | 1986 | 1990 | 1998 | 1999 | 2000

NCAA Regional Appearances (8)
1973 | 1986 | 1988 | 1989 | 1990 | 1998 | 1999 | 2000

College World Series Appearances (1) 1986

MEDIA SERVICES

Associate AD - External Relations	John Shaffer
Office Phone	(310) 338-7643
E-mail	jshaffer@lmu.edu
Assistant AD (Baseball Contact)	Tyler Geivett
Office Phone	(310) 338-7638
Cell Phone	(310) 345-6997
E-mail	tgeivett@lmu.edu
Communications Manager	Sarah Finney
Office Phone	(310) 338-5798
E-mail	sfinney1@lmu.edu
New Media Coordinator	Austin Bartolomei-Hill
Office Phone	(310) 338-7768
Email	Austin.Bartolomei-Hill@lmu.edu
SID Office Fax	(310) 338-2703
Website	www.LMULions.com

SOCIAL MEDIA

LMU Facebook	fb.com/LMULions
LMU Twitter	@LMULions
LMU Instagram	LMULions
Baseball Twitter	@BaseballLMU

MAILING ADDRESS

Loyola Marymount University
Athletic Media Relations • Gersten Pavilion
1 LMU Drive - MS 8505
Los Angeles, CA 90045

WEST COAST CONFERENCE

Baseball Contact	Ryan McCrary
Phone	(650) 873-8622
Email	rmccrary@westcoast.org
Fax	(650) 873-7846
Website	www.wccsports.com

2015 BASEBALL SCHEDULE

Date	Day	Opponent	Site	Time
Feb. 13	**Fri.**	**San Jose State**	**Page Stadium**	**6:00 p.m.**
Feb. 14	**Sat.**	**San Jose State**	**Page Stadium**	**6:00 p.m.**
Feb. 15	**Sun.**	**San Jose State**	**Page Stadium**	**1:00 p.m.**
Feb. 17	Tue.	San Diego State	San Diego, Calif.	6:00 p.m.
Feb. 20	**Fri.**	**Saint Joseph's**	**Page Stadium**	**6:00 p.m.**
Feb. 21	**Sat.**	**Saint Joseph's**	**Page Stadium**	**6:00 p.m.**
Feb. 22	**Sun.**	**Saint Joseph's**	**Page Stadium**	**1:00 p.m.**
Feb. 24	Tue.	UC Riverside	Riverside, Calif.	6:00 p.m.
Feb. 27	**Fri.**	**Nebraska**	**Page Stadium**	**6:00 p.m.**
Feb. 28	**Sat.**	**Nebraska**	**Page Stadium**	**6:00 p.m.**
Mar. 1	**Sun.**	**Nebraska**	**Page Stadium**	**12:00 p.m.**
Mar. 3	Tue.	Long Beach State	Long Beach, Calif.	6:00 p.m.
Mar. 6	Fri.	Arkansas	Fayetteville, Ark.	1:05 p.m.
Mar. 7	Sat.	Arkansas	Fayetteville, Ark.	TBA
Mar. 8	Sun.	Arkansas	Fayetteville, Ark.	11:05 a.m.
Mar. 10	**Tue.**	**TCU**	**Page Stadium**	**6:00 p.m.**
Mar. 13	**Fri.**	**Santa Clara ***	**Page Stadium**	**6:00 p.m.**
Mar. 14	**Sat.**	**Santa Clara ***	**Page Stadium**	**6:00 p.m.**
Mar. 15	**Sun.**	**Santa Clara ***	**Page Stadium**	**1:00 p.m.**
Mar. 17	**Tue.**	**San Diego State**	**Page Stadium**	**6:00 p.m.**
Mar. 20	Fri.	Pepperdine *	Malibu, Calif.	3:00 p.m.
Mar. 21	Sat.	Pepperdine *	Malibu, Calif.	1:00 p.m.
Mar. 22	Sun.	Pepperdine *	Malibu, Calif.	1:00 p.m.
Mar. 24	**Tue.**	**UC Santa Barbara**	**Page Stadium**	**6:00 p.m.**
Mar. 25	**Wed.**	**Hawaii**	**Page Stadium**	**6:00 p.m.**
Mar. 27	**Fri.**	**Gonzaga ***	**Page Stadium**	**6:00 p.m.**
Mar. 28	**Sat.**	**Gonzaga ***	**Page Stadium**	**6:00 p.m.**
Mar. 29	**Sun.**	**Gonzaga ***	**Page Stadium**	**1:00 p.m.**
Mar. 31	Tue.	Grand Canyon	Phoenix, Ariz.	6:30 p.m.
Apr. 2	Thu.	Saint Mary's *	Moraga, Calif.	3:00 p.m.
Apr. 3	Fri.	Saint Mary's *	Moraga, Calif.	3:00 p.m.
Apr. 4	Sat.	Saint Mary's *	Moraga, Calif.	1:00 p.m.
Apr. 7	**Tue.**	**UC Riverside**	**Page Stadium**	**6:00 p.m.**
Apr. 9	**Thu.**	**BYU ***	**Page Stadium**	**6:00 p.m.**
Apr. 10	**Fri.**	**BYU ***	**Page Stadium**	**6:00 p.m.**
Apr. 11	**Sat.**	**BYU ***	**Page Stadium**	**2:00 p.m.**
Apr. 14	**Tue.**	**UNLV**	**Page Stadium**	**6:00 p.m.**
Apr. 17	**Fri.**	**Pacific ***	**Page Stadium**	**6:00 p.m.**
Apr. 18	**Sat.**	**Pacific ***	**Page Stadium**	**6:00 p.m.**
Apr. 19	**Sun.**	**Pacific ***	**Page Stadium**	**1:00 p.m.**
Apr. 21	**Tue.**	**Long Beach State**	**Page Stadium**	**6:00 p.m.**
Apr. 24	Fri.	Portland *	Portland, Ore.	3:00 p.m.
Apr. 25	Sat.	Portland *	Portland, Ore.	1:00 p.m.
Apr. 26	Sun.	Portland *	Portland, Ore.	1:00 p.m.
Apr. 28	Tue.	UC Santa Barbara	Santa Barbara, Calif.	3:00 p.m.
May 1	**Fri.**	**San Diego ***	**Page Stadium**	**6:00 p.m.**
May 2	**Sat.**	**San Diego ***	**Page Stadium**	**6:00 p.m.**
May 3	**Sun.**	**San Diego ***	**Page Stadium**	**1:00 p.m.**
May 12	Tue.	UC Irvine	Irvine, Calif.	6:30 p.m.
May 15	Fri.	San Francisco *	San Francisco, Calif.	3:00 p.m.
May 16	Sat.	San Francisco *	San Francisco, Calif.	1:00 p.m.
May 17	Sun.	San Francisco *	San Francisco, Calif.	1:00 p.m.
May 21-24	Thu.-Sun.	WCC Championship Tournament	Stockton, Calif.	TBA

Bold - Denotes Home Game. * - Denotes West Coast Conference Game.
All dates, times, and opponents subject to change without prior notice.
All times Pacific.

2015 ROSTER

No.	Name	Pos.	Ht.	Wt.	Yr.	B/T	Hometown/Last School
1	Marcus Still	OF	5-8	165	FR	R/R	Queen Creek, Ariz./Queen Creek HS
2	Sean Watkins	INF/RHP	5-10	185	FR	R/R	Pacifica, Calif./Serra HS
3	Kent Burckle	INF	5-8	150	FR	L/R	San Clemente, Calif./San Clemente HS
4	Billy Wilson	OF	5-11	190	FR	L/R	Tolleson, Ariz./Tolleson HS
5	Tyler Cohen	INF/RHP	6-1	195	SO	R/R	Woodland Hills, Calif./Agoura HS
7	Sean Buckle	LHP	5-11	185	SR	L/L	Long Beach, Calif./Long Beach Wilson HS
8	Austin Miller	OF	6-0	180	SO	L/R	Greeley, Colo./Greeley West HS
11	Joe Christian	C	5-8	205	JR	R/R	Newbury Park, Calif./Pierce College
12	Colin Welmon	RHP	6-3	195	SR	L/R	Tustin, Calif./Foothill HS
13	Cassidy Brown	C	6-3	215	SO	R/R	Hudson, Ohio/Walsh Jesuit HS
16	Ted Boeke	INF	6-3	190	SO	R/R	La Crescenta, Calif./Crescenta Valley HS
17	Brandon Horth	LHP	5-10	175	SR	L/L	Irvine, Calif./Woodbridge HS
19	Mitch Russell	RHP	6-2	190	JR	R/R	La Canada Flintridge, Calif./La Canada HS
20	Jamey Smart	INF	6-4	230	FR	L/L	San Ramon, Calif./Athenian HS
21	Trevor Megill	RHP	6-8	245	RS JR	L/R	Huntington Beach, Calif./Bixby Charter School
22	Michael Silva	RHP	6-1	210	JR	R/R	Valencia, Calif./West Ranch HS
24	David Fletcher	INF	5-10	175	SO	R/R	Cypress, Calif./Cypress HS
25	Jimmy Jack	1B	6-2	235	SR	L/L	Granite Bay, Calif./Sierra College
26	Ryan Erickson	OF	6-0	185	JR	R/R	Manhattan Beach, Calif./Mira Costa HS
27	Tyler Knight	RHP	6-0	180	JR	R/R	Carmel, Calif./Virginia Tech
28	David Edwards	INF	6-2	205	SR	S/R	Tustin, Calif./Foothill HS
29	Brenton Arriaga	LHP	6-5	210	SO	L/L	Rancho Cucamonga, Calif./Los Osos HS
31	Alex Strizak	LHP	6-2	165	FR	L/L	Fallbrook, Calif./Fallbrook HS
32	Kyle Dozier	OF	6-0	195	SO	L/L	Saratoga, Calif./Saratoga HS
33	Chris Barnett	C/OF	5-8	185	SR	R/R	Silverado, Calif./El Modena HS
34	J.D. Busfield	RHP	6-7	215	SO	R/R	Valencia, Calif./Valencia HS
36	Tim Peabody	RHP	6-2	205	SO	L/R	Tustin, Calif./Mater Dei HS
37	Jack Brkich	RHP	6-6	190	FR	R/R	Tustin, Calif./Servite HS
39	Nathan Keavy	C	6-1	180	FR	R/R	Visalia, Calif./Redwood HS
40	Cory Abbott	RHP	6-1	210	FR	R/R	San Diego, Calif./Serra HS
41	Tanner Donnels	INF/OF	6-2	205	SR	L/R	Coto de Caza, Calif./Tesoro HS
42	Josh Blank	INF	6-3	215	FR	R/R	Huntington Beach, Calif./Mater Dei HS
43	Joe Murray	INF	5-7	175	SO	R/R	Davis, Calif./Davis HS
49	Kevin Glomb	RHP	6-5	210	RS SR	R/R	San Jose, Calif./Bellarmine College Prep
50	Tylor Megill	RHP	6-7	230	FR	R/R	Huntington Beach, Calif./Los Alamitos HS

6	Jason Gill	Head Coach	Seventh Season (Cal State Fullerton, '96)
23	Bryant Ward	Assistant Coach	Fifth Season (East Carolina, '02)
15	Dan Ricabal	Assistant Coach	Fourth Season (Cal State Fullerton, '94)
14	Bobby Andrews	Volunteer Assistant	Third Season (Cal State Fullerton, '10)
	Matt Florer	Director of Operations	First Season (LMU, '13)
	Steve Cortez	Athletic Trainer	Eighth Season (Cal State Fullerton, '04)

PRONUNCIATION GUIDE

Brenton Arriaga	ARE-E-AH-GUH	Trevor Megill	MUH-GILL
Ted Boeke	BOW-KEY	Tylor Megill	TY-LORE MUH-GILL
Jack Brkich	BUR-KITCH	Dan Ricabal	RICK-UH-BALL
Trent Burckle	BUR-CULL	Alex Strizak	ST-RYE-ZACK
Kevin Glomb	LIKE BOMB		

A QUICK LOOK AT 2015

RETURNING STARTERS

NAME	POSITION	CLASS	2014 STATS	2014 HIGHLIGHTS
Austin Miller	OF	SO	.374, 46 R, 10 2B, 3 3B, 18 RBI, 19 BB, 21 HBP, 25 SB, .474 OB%	Fresh. All-American | WCC FOY | All-WCC
David Fletcher	INF	SO	.329, 37 R, 6 2B, 3 3B, 28 RBI, 13 BB, 17 SB, .362 OB%	Fresh. All-American | WCC Def. POY | All-WCC | All-West Region
Tanner Donnels	INF/OF	SR	.321, 27 R, 14 2B, 3 3B, HR, 36 RBI, 16 BB, .427 SLG%	
David Edwards	INF	SR	.240, 25 R, 9 2B, 3B, 2 HR, 25 RBI, 27 BB, 12 SB	
Ted Boeke	INF	SO	.289, 14 R, 4 2B, 2 3B, 10 RBI, 6 BB	WCC All-Freshman Team | Honorable Mention All-WCC
Jimmy Jack	INF	SR	.301, 15 R, 6 2B, 3B, 4 HR, 22 RBI, .451 SLG%	
Cassidy Brown	C	SO	.200, 8 R, 3 2B, 3 RBI, 7 BB	

TOP RETURNING STARTING PITCHERS

NAME	RHP/LHP	CLASS	2014 STATS	2014 HIGHLIGHTS
Colin Welmon	RHP	SR	10-2, 2.37 ERA, 14 GS, 4 CG, 106.1 IP, 58 K, 19 BB, .232 BAA	First Team All-WCC | Drafted - 34th Rd. (PIT)
Trevor Megill	RHP	RS JR	DNP - Tommy John Surgery	Drafted - 3rd Rd. (STL)
J.D. Busfield	RHP	SO	1-2, 5.35 ERA, 8 GS, 33.2 IP, 24 K, 7 BB	

TOP RETURNING RELIEVERS

NAME	RHP/LHP	CLASS	2014 STATS	2014 HIGHLIGHTS
Sean Buckle	LHP	SR	2-4, 4.02 ERA, 17 APP, 53.2 IP, 40 K, 23 BB	
Brandon Horth	LHP	SR	1-3, 4.78 ERA, 25 APP, 32 IP, 23 K, 12 BB	WCC All-Academic

TOP NEWCOMERS

NAME	POSITION	CLASS	2014 SCHOOL	HIGHLIGHTS
Tylor Megill	RHP	FR	Los Alamitos HS (Los Alamitos, CA)	2014 PG Second Team All-American | All-Region
Sean Watkins	INF/RHP	FR	Serra HS (San Mateo, CA)	Cal Hi Sports Second Team All-State | PG HM All-American
Marcus Still	OF	FR	Queen Creek HS (Queen Creek, AZ)	2013 HM All-State | 2014 Second Team All-Section
Billy Wilson	OF	FR	Tolleson HS (Tolleson, AZ)	2013 and 2014 All-State | 4x All-Section

2015 LMU BASEBALL

THE PLAYERS

MARCUS STILL

INSIDE INFORMATION

Freshman | OF | 5'8 | 165 | R/R
Queen Creek, Ariz.
Queen Creek HS
Psychology Major

#1

COMPLETE BIO ON LMULIONS.COM
http://www.lmulions.com/sports/m-basebl/mtt/marcus_still_925259.html

BRIEFLY
Marcus Still is in his first season with LMU baseball...

HIGH SCHOOL
A 2014 graduate of Queen Creek High School in Queen Creek, Ariz... prepped under head coach Michael Campbell... a four-year varsity letter winner... 2013 honorable mention All-State... earned second team All-Section honors as a senior... finished his high school career as the school's all-time stolen bases leader (72)... also set records for runs (116), RBI (72) and triples (14)... swiped 32 bases as a senior... hit .375 over the course of his high school career, including .425 as a junior...

PERSONAL
Marcus Isaiah Still was born June 23, 1996 in New Orleans, La... son of Leslie Taylor and William Still... step father, Eric Taylor, played baseball at Grambling State... has one brother, William... brother played football at Adams State University... volunteered his time at a veterans hospital throughout high school... chose LMU not only to pursue his baseball career, but also because of the beautiful campus and the sense of welcoming from other students... a psychology major.

SEAN WATKINS

INSIDE INFORMATION

Freshman | INF/RHP | 5'10 | 185 | R/R
Pacifica, Calif.
Serra HS
Business Management Major

#2

COMPLETE BIO ON LMULIONS.COM
http://www.lmulions.com/sports/m-basebl/mtt/sean_watkins_925247.html

BRIEFLY
Sean Watkins is in his first season with LMU baseball...

HIGH SCHOOL
A 2014 graduate of Serra High School in San Mateo, Calif... two-year varsity letter winner under head coach Craig Gianinno... served as a team captain as a senior... honorable mention All-American according to Perfect Game as a senior... earned first team All-Daily News Prep selection in 2014... took home All-WCAL honors in each of his two varsity seasons... second team All-State Underclassmen according to Cal-Hi Sports... earned a spot on the Oakland A's Area Code squad... Most Outstanding Player at Bay Area World Series... hit .354 with 33 RBI, 27 runs scored and four homers over his high school career... a two-way player in high school, managed a 3.31 career ERA... hit .339 and posted a 0.81 ERA in the West Coast Collegiate League over the summer... also competed in basketball in high school where he was a two-time All-State selection...

PERSONAL
Sean Michael Watkins was born November 16, 1995 in San Mateo, Calif... son of Cheryl and Michael Watkins... has one brother, Mike, Jr., who played baseball at Cañada College... chose LMU because it is a smaller school with small class sizes, and for the baseball coaches... a business management major.

KENT BURCKLE

INSIDE INFORMATION

Freshman | INF | 5'8 | 150 | L/R
San Clemente, Calif.
San Clemente HS
Undeclared Major

#3

COMPLETE BIO ON LMULIONS.COM
http://www.lmulions.com/sports/m-basebl/mtt/kent_burckle_925258.html

BRIEFLY
Kent Burckle is in his first season with LMU baseball...

HIGH SCHOOL
A 2014 graduate of San Clemente High School in San Clemente, Calif... a two-year varsity letter winner playing for coach Dave Gellatly... second team All-CIF Southern Section and second team All-County selection in his senior year... named MVP in his final year... named to the 2014 North/South All-Star game... played in the 2014 senior showcase... batted .484 with 45 hits, 16 RBI and a .578 on-base percentage as a senior... left SCHS as the batting average record holder after leading the league in hitting his final year...

PERSONAL
Kent Alton Burckle was born May 29, 1996 in Newport Beach, Calif... son of Crystal and John Burckle... father played golf at Long Beach State... has one brother, Eric... chose LMU because it is a great school and has a great sense of community... major is undeclared.

BILLY WILSON

INSIDE INFORMATION

Freshman | OF | 5'11 | 190 | L/R
Tolleson, Ariz.
Tolleson HS
Psychology Major

#4

COMPLETE BIO ON LMULIONS.COM
http://www.lmulions.com/sports/m-basebl/mtt/billy_wilson_925248.html

BRIEFLY
Billy Wilson is in his first season with LMU baseball...

HIGH SCHOOL
A 2014 graduate of Tolleson Union High School in Tolleson, Ariz... a four-year varsity letter winner playing for coach Scott Richardson... All-League and All-State as a junior and senior... served as a team captain in his final campaign... first team All-Section as a junior and senior after earning a pair of second team selections as a freshman and sophomore... team MVP as a senior... selected to play in the Arizona Baseball Coaches Association Senior All-Star Game... ranked 10th-best prospect from the class of 2014 according to Arizona Varsity Rivals... hit .385 with 41 runs scored, 21 RBI, seven homers and 15 stolen bases as a senior... batted .413 with 44 runs scored, 23 stolen bases and 22 RBI as a junior... finished his high school career with a .352 batting average, 62 RBI, 126 runs scored and 67 stolen bases... also competed in football in high school, earning a pair of All-Section selections...

PERSONAL
Billy Wilson was born May 28, 1996 in Vancouver, Wash... son of Paleni and Billy Wilson... has two sisters, Monica and Stephanie... chose LMU because it is a beautiful campus with a friendly community and great coaches... volunteered his time working with the Phoenix Rescue Mission... a psychology major.

TYLER COHEN

INSIDE INFORMATION

Sophomore | INF/RHP | 6'1 | 195 | R/R
Woodland Hills, Calif.
Agoura HS
Undeclared Liberal Arts Major

#5

COMPLETE BIO ON LMULIONS.COM

http://www.lmulions.com/sports/m-basebl/mtt/tyler_cohen_864468.html

BRIEFLY

Tyler Cohen is in his second season with LMU baseball...

AT LMU

2014... batted .222 with a double, 11 runs scored, two triples and nine RBI at the plate as a freshman... started 27 games for the Lions in the field... also registered a 1-2 record and a 2.96 ERA with three saves over 20 appearances on the mound... tossed 24.1 innings as a reliever, allowing just eight walks and striking out 23... limited opponents to a .222 batting average against, the second-best mark on the team... first hit and save of career came on Opening Night (February 14) against Utah Valley... collected two RBI against Utah Valley on February 16... two-RBI triple on February 22 vs. #11 Oregon... went 2-for-5 with a triple, three runs scored and three RBI against Northern Kentucky on 3/9... posted three multi-hit games and three multi-RBI games... hit safely in six straight games from February 16 to February 25... did not allow a run over the final seven innings of work on the mound... made seven appearances in WCC play, posting a 1-0 record and a 3.12 ERA over 8.2 innings... hit .368 (7-for-19) with nine RBI with runners in scoring position... opponents were just 1-for-6 (.167) against Cohen with the bases loaded... limited leadoff hitters in an inning to just a .105 average (2-for-19)... averaged 8.51 strikeouts per nine innings on the mound...

HIGH SCHOOL

A 2013 graduate of Agoura High School in Agoura Hills, Calif... a four-year varsity letterwinner playing for head coach Mike Cordero... served as team captain in his senior season... named All-CIF his senior season and named All-Conference and All-League his junior and senior years... named 46th-best prospect in California by Baseball America and 222nd-best prospect in the country by Perfect Game... a 2012 Perfect Game National participant... 2013 Miramonte League Player of the Year... a 2013 Rawlings California All-Region honoree...

PERSONAL

Tyler Cohen was born June 20, 1995 in Woodland Hills, Calif... son of Stella and Jason Cohen... has one sister, Rayna... also considered USC, UCLA, USD, and Arizona, but chose LMU because it is the perfect place to grow physically and mentally... an undeclared liberal arts major.

TYLER COHEN'S CAREER HIGHS

Hits: 2, San Francisco, 4/5/14 | at Gonzaga, 3/30/14 | Northern Kentucky, 3/9/14
Doubles: 1, Utah Valley, 2/14/14
Triples: 1, Northern Kentucky, 3/9/14 | #11 Oregon, 2/22/14
Home runs: --
Total bases: 4, Northern Kentucky, 3/9/14
RBI: 3, Northern Kentucky, 3/9/14
Runs scored: 3, Northern Kentucky, 3/9/14
Walks: 2, at USC, 3/11/14
Stolen bases: 1, #11 Oregon, 2/21/14 | Utah Valley, 2/15/14 | Utah Valley, 2/14/14

Innings pitched: 3.0, Cal State Northridge, 3/5/14
Walks allowed: 2, at #17 San Diego, 3/23/14 | Cal State Northridge, 3/5/14
Strikeouts: 4, at UC Irvine, 2/25/14
Hits allowed: 3, at UC Irvine, 2/25/14 | #11 Oregon, 2/22/14
Earned runs allowed: 2, at #17 USD, 3/23/14 | at UC Irvine, 2/25/14 | #11 Oregon, 2/22/14
Batters faced: 13, Cal State Northridge, 3/5/14

TYLER COHEN'S CAREER STATS

Year	avg	gp-gs	ab	r	h	2b	3b	hr	rbi	tb	slg%	bb	hbp	so	gdp	ob%	sf	sh	sb-att	po	a	e	fld%
2014	.222	31-27	90	11	20	1	2	0	9	25	.278	9	1	21	2	.294	2	3	3-3	14	35	5	.907
TOTAL	.222	31-27	90	11	20	1	2	0	9	25	.278	9	1	21	2	.294	2	3	3-3	14	35	5	.907

Year	era	w-l	app	gs	cg	sho	sv	ip	h	r	er	bb	so	2b	3b	hr	bf	bavg	wp	hbp	bk	sfa	sha
2014	2.96	1-2	20	0	0	0/0	3	24.1	20	10	8	8	23	3	2	0	104	.222	1	4	0	1	1
TOTAL	2.96	1-2	20	0	0	0/0	3	24.1	20	10	8	8	23	3	2	0	104	.222	1	4	0	1	1

SEAN BUCKLE

INSIDE INFORMATION

Senior | LHP | 5'11 | 185 | L/L
Long Beach, Calif.
Long Beach Wilson HS
Communications Major

#7

COMPLETE BIO ON LMULIONS.COM
http://www.lmulions.com/sports/m-basebl/mtt/sean_buckle_779772.html

BRIEFLY
Sean Buckle is in his fourth season with LMU baseball...

AT LMU
2014... pitched to a 2-4 record and a 4.02 ERA over 17 appearances and five starts as a junior... logged 53.2 innings while striking out 40 hitters... innings mark was third-highest on the squad... took over the resumption of the March 1 game against Utah after rain suspsended play (W | 7.0 IP | 3 H | BB | 8 K)... 7.0 IP and 8 strikeouts set a new career-high... was impressive in relief on April 6 against San Francisco (5.2 IP | 3 H | ER | 2 BB | 3 K)... made nine appearances in WCC play, collecting a victory over Pacific... limited opposition to a .179 average with runners in scoring position and two out...

2013... went 1-2 with a 4.12 ERA over 19 appearances as a reliever in his sophomore year... tossed 19.2 innings and struck out 14 hitters... allowed just a .221 opponent batting average, the second-lowest mark on the team... secured his first win of the year at San Francisco on April 20... tossed 1.1 scoreless innings with a strikeout to record his first career save and preserve a 3-2 LMU victory at Cal State Fullerton on March 26... tied a career high with three strikeouts in 1.0 inning against Long Beach State on April 30... leadoff hitters hit only .214 against the lefty... opponents were 0-for-4 in bases loaded situations against Buckle... allowed just a .179 batting average with the bases empty... allowed only five of his 20 inherited runners to score...

2012... went 1-0 with a 4.91 ERA over seven appearances and one start as a freshman... tossed 11 innings and struck out eight... collegiate debut came on February 24 vs. Cal Poly... tossed four innings in his first career start, striking out three, against UC Riverside on May 22... earned his first career victory after tossing three scoreless innings at Santa Clara on May 27... opponents were just 1-for-12 (.083) against him with two outs...

HIGH SCHOOL
A 2011 graduate of Long Beach Wilson High School in Long Beach, Calif... three-year varsity letterwinner for Head Coach Andy Hall... served as a team captain as a senior en route to an All-City selection... named All-Area and All-League as a junior and senior... captured All-CIF honors in his final campaign while also being named Team MVP... hit .368 with 18 runs scored, three doubles, two triples, two home runs and 16 RBI as a senior... posted a 2.07 ERA over 27 innings on the hill in his final year... helped the Wilson American Legion to the Area 4 and State Championships the summer after his junior year, batting .438 and posting a 4-0 record on the mound to help his team to the Western Regional Tournament... punched-out a career-best 13 in a complete-game shutout in that tournament...

PERSONAL
Sean Thomas Buckle was born March 14, 1993 in Long Beach, Calif... son of Claudia and Larry Buckle... chose LMU because of the great coaching staff, small and beautiful campus, and its high academic standards... chose LMU over USF, Santa Clara and UCSB... a communications major.

SEAN BUCKLE'S CAREER HIGHS
Innings pitched: 7.0, Utah, 3/1/14
Walks allowed: 3, at #17 San Diego, 3/23/14 | UCR, 5/22/12 | at Santa Clara, 5/27/12
Strikeouts: 8, Utah, 3/1/14
Hits allowed: 8, at Gonzaga, 3/30/14
Earned runs allowed: 4, Saint Mary's, 4/13/14 | at Gonzaga, 3/30/14
Batters faced: 25, Utah, 3/1/14

SEAN BUCKLE'S CAREER STATS

Year	era	w-l	app	gs	cg	sho	sv	ip	h	r	er	bb	so	2b	3b	hr	bf	bavg	wp	hbp	bk	sfa	sha
2012	4.91	1-0	7	1	0	0/1	0	11.0	10	6	6	14	8	1	0	0	57	.244	2	2	1	0	0
2013	4.12	1-2	19	0	0	0/1	1	19.2	15	9	9	9	14	3	2	0	81	.221	0	2	1	0	1
2014	4.02	2-4	17	5	0	0/1	0	53.2	53	29	24	23	40	10	3	3	239	.262	6	7	1	3	4
TOTAL	4.16	4-6	43	6	0	0/3	1	84.1	78	44	39	46	62	14	5	3	377	.251	8	11	3	3	5

AUSTIN MILLER

INSIDE INFORMATION

Sophomore | OF | 6'0 | 180 | L/R
Greeley, Colo.
Greeley West HS
Communications Major

#8



COMPLETE BIO ON LMULIONS.COM
http://www.lmulions.com/sports/m-basebl/mtt/austin_miller_864464.html

BRIEFLY
Austin Miller is in his second season with LMU baseball... earned first team Freshman All-American accolades from Baseball America, Collegiate Baseball and the National Collegiate Baseball Writer's Association... claimed WCC Freshman of the Year, first team All-WCC and WCC All-Freshman team honors in 2014...

AT LMU
2014... earned first team Freshman All-American accolades from Baseball America, Collegiate Baseball and the National Collegiate Baseball Writer's Association... claimed WCC Freshman of the Year, first team All-WCC and WCC All-Freshman team honors... batted a team-high .374 with 46 runs scored, 10 doubles, three triples and 18 RBI while swiping 25 bases in 29 attempts and reaching at a .474 clip... also drew 21 hit-by-pitches, matching the LMU record for a single season... led the team in average, slugging percentage (.451), on-base percentage, runs scored, hits (77), triples, total bases (93) and stolen bases... hit safely in 45 of LMU's 56 games, collecting a team-high 24 multi-hit games... hit .373 with four doubles, a triple, and nine RBI while scoring 21 runs and posting a .449 on base percentage and a .431 slugging percentage in WCC play... also stole 11 bases against conference foes... had a 12-game hit streak from March 21 to April 8 (.426 | 15 R | RBI | 2B | 2 BB | 6 SB | 6 multi-hit games)... posted an eight-game hitting streak from March 4-15 (.515 (17-for-33) | 8 R | 4 RBI | 2B | 3B | 9 SB | 7 multi-hit games over streak)... went 3-for-4 with three doubles, two runs scored and two RBI on February 16 vs. Utah Valley... had a pair of triples and two runs scored in a three-game series against #11 Oregon... stole four bases against NKU on March 7... 3-for-4 with three runs scored and a stolen base at Gonzaga on March 30... hit .615 (8-for-13) with four runs scored in three games at Gonzaga... first career four-hit game against San Diego State on April 29 (4-for-5 | 3 RBI)... named WCC Player of the Week for the week ending on May 4, batting .643 (9-for-14) with two runs scored, two doubles, a pair of walks, three RBI and three stolen bases... reached safely in each of the last 16 games of the year... recorded six games with multiple stolen bases... batted .392 against left-handed pitching... hit .494 (18-for-77) with six doubles and a triple when batting with runners aboard... batted .328 when leading off an inning... reached base 43 percent of the time when leading off an inning (32-for-74)... registered five two-out RBI...

HIGH SCHOOL
A 2013 graduate of Greeley West High School in Greeley, Colo... a four-year varsity letterwinner playing for head coach Brian Holmes... named All-League and All-Conference in his junior and senior seasons... Academic All-State selection in 2013 after earning honorable mention in 2012... hit .525 as a junior... finished his senior season with a .500 average... also competed in basketball in high school...

PERSONAL
Austin Michael Miller was born February 4, 1995 in Greeley, Colo... son of Alissa and Brent Miller... has two brothers, Justin and Hunter... Special Olympics Volunteer in high school... chose LMU because of the community-based campus and high academic standards... a communication studies major.

AUSTIN MILLER'S CAREER HIGHS

Hits: 4, San Diego State, 4/29/14
Doubles: 3, Utah Valley, 2/16/14
Triples: 1, Portland, 3/15/14 | #11 Oregon, 2/23/14 | #11 Oregon, 2/22/14
Home runs: --
Total bases: 6, Utah Valley, 2/16/14
RBI: 3, San Diego State, 4/29/14
Runs scored: 3, San Francisco, 4/4/14 | at Gonzaga, 3/30/14
Walks: 4, vs. Gonzaga, 5/23/14
Stolen bases: 4, Northern Kentucky, 3/7/14

AUSTIN MILLER'S CAREER STATS

Year	avg	gp-gs	ab	r	h	2b	3b	hr	rbi	tb	slg%	bb	hbp	so	gdp	ob%	sf	sh	sb-att	po	a	e	fld%
2014	.374	56-56	206	46	77	10	3	0	18	93	.451	19	21	29	2	.474	1	10	25-29	135	1	1	.993
TOTAL	.374	56-56	206	46	77	10	3	0	18	93	.451	19	21	29	2	.474	1	10	25-29	135	1	1	.993

JOE CHRISTIAN

INSIDE INFORMATION

Junior | C | 5'8 | 205 | R/R
Newbury Park, Calif.
Newbury Park HS
Pierce College
Finance Major

#11

COMPLETE BIO ON LMULIONS.COM
http://www.lmulions.com/sports/m-basebl/mtt/joe_christian_925242.html

BRIEFLY
Joe Christian is in his first season with LMU baseball after transferring into the program from LA Pierce College...

AT LA PIERCE COLLEGE
2014... second team All-Western State North selection... hit .285 with seven doubles, two triples, two homers and 27 RBI in his sophomore year...

HIGH SCHOOL
A 2012 graduate of Newbury Park High School in Newbury Park, Calif... four year varsity letter winner playing for Matt Goldfield... served as team captain in his final campaign... earned All-Marmonte League honors following his junior season... batted .419 with six home runs and led the Southern Section in slugging percentage... led the conference in hit-by-pitches as a junior and senior... helped his team to the CIF SS Division I Championship in 2012... named team MVP in 2011... also competed in water polo in high school...

PERSONAL
Joseph Roland Christian was born January 16, 1994 in Newbury Park, Calif... son of Cathy and Bill Christian... an Eagle Scout... built houses in Mexico while on a mission trip with his church... chose to come to LMU because he visited and loved the campus, the business school is very good, and he liked the coaching philosophy... a finance major.

COLIN WELMON

INSIDE INFORMATION

Senior | RHP | 6'3 | 195 | L/R
Tustin, Calif.
Foothill HS
Communication Studies Major

#12

COMPLETE BIO ON LMULIONS.COM
http://www.lmulions.com/sports/m-basebl/mtt/colin_welmon_779771.html

BRIEFLY

Colin Welmon is in his fourth season with LMU baseball... elected to return to LMU after being selected by the Pirates in the 34th round of the 2014 MLB Draft... first team All-WCC selection in 2013 and 2014... garnered WCC All-Freshman team selection after his inaugural year... enters the season with the third-best ERA in LMU history (2.86)... enters 2015 averaging 1.86 walks per nine innings, good for first all-time at LMU... also enters the year tied for 10th in LMU history for wins (22), and his .688 winning percentage (22-10) is sixth all-time...

AT LMU

2014... drafted by the Pirates in the 34th round of the 2014 MLB Draft... first team All-WCC selection for the second straight year... went 10-2 (.833) with a team-best 2.37 ERA over 14 starts serving as LMU's Friday starter for the third straight year... 10 wins were tied for eighth all-time in LMU history for a single season (most since Billy Traber won 10 in 2000), while his ERA was seventh-best... struck out team-high 58 batters and walked just 19 (3.1 strikeout-to-walk ratio) over 106.1 innings... tossed 7.0+ innings in all but two starts on the season, averaging nearly 7.2 innings per start... posted four complete games, including three straight to finish the year, and all four in his last five starts... included in those four complete games were two complete-game shutouts, both coming against West Coast Conference foes (Pacific and BYU)... 1.61 walks per nine innings ranked third in LMU history... earned the victory in his first start of the year on Opening Night against Utah Valley (7.0 IP | 5 H | R | 5 K)... earned the victory over Northern Kentucky on 3/7 (7.2 IP | 7 H | 2 ER | 3 K)... recorded the victory over Portland on 3/14 (8.0 IP | 6 H | ER | 6 K)... took home WCC Pitcher of the Week honors on 3/24 after a stellar outing against then-No. 17 San Diego on 3/21 (W | 8.0 IP | 7 H | 0 R | 0 BB | 3 K)... earned the victory over Saint Mary's on 4/11 (7.0 IP | 6 H | 3 R | 2 ER | 3 BB | 6 K)... tossed second career complete-game shutout at BYU on 4/17 (9.0 IP | 6 H | 2 BB | 3 K | 117 Pitches)... earned the victory against Santa Clara on 4/25 (6.0 IP | 4 H | 4 ER | 4 BB | K)... tossed second complete game of the year against #17 Pepperdine on 5/2 to guide LMU to a series victory (9.0 IP | 6 H | 2 ER | BB | 5 K)... recorded second straight complete game, and second complete-game shutout of the season, on 5/16 at Pacific (W | 9.0 IP | 5 H | 0 BB| 4 K) en route to being named WCC Pitcher of the Week... finished the year with his third straight complete game against Gonzaga on 5/22 in the WCC Championship Tournament (9.0 IP | 6 H | R | 2 BB | 4 K)... won his last six starts on the year from 4/11 through 5/22... went 7-1 with a 2.63 ERA and three complete games (two shutouts) in WCC play... allowed just a .236 batting average against over 68.1 innings in WCC games... opponents hit a measly .167 (14-for-84) with runners in scoring position, including .128 (6-for-47) with runners in scoring position and two out...

2013... first team All-WCC selection after being named 2013 Preseason All-WCC... finished the season with a 5-4 record and a team-best 2.30 ERA in 12 starts... ERA was fifth-best single-season mark in LMU history... struck out 64 batters in 78.1 innings, the second-most innings pitched by a Lion in 2013... held opponents to a .223 batting average... held leadoff hitters to a .208 batting average... held batters to a .200 average with runners in scoring position and .182 with the bases loaded... pitched to a 3-2 record in WCC play... did not allow an earned run over 42.1 innings from 2/15-3/22... earned a victory over #14 Oregon on 2/22 (6 IP, 4 H, 9 K)... nine strikeouts were a career-high... tossed a complete game two-hit shutout against Hawai'i on 2/28 (9.0 IP, 2 H, 6 K, 95 pitches) and faced just one over the minimum... strung together 21 scoreless innings of work from 2/15-3/8... earned a victory over Pepperdine on 3/15 (7.1 IP, 5 H, 0 R, 2 BB, 6 K)... earned a victory over Saint Mary's on 3/22 (7.2 IP, 5 H, 2 R, 1 ER, 0 BB, 6 K)... posted 16.1 consecutive scoreless innings of work from 3/8-3/22... was outstanding against #23 San Diego in a 4-0 shutout victory (8.0 IP, 6 H, BB, 9 K)... nine strikeouts matched a career-high...

2012... finished with a 7-4 record and a 3.87 ERA in 15 starts serving as LMU's Friday starter... tossed 95.1 innings, including one complete game... combined on a pair of shutouts... struck out 66 hitters to only 14 walks for a stellar 4.7 strikeout-to-walk ratio... pitched to a 4-3 record in WCC play... WHIP for the entire 2012 season was an impressive 1.29, averaging just 1.32 walks per nine innings... posted first career complete game on May 11 at then-No. 18 San Diego... allowed just five hits and one run while striking out a career-high tying six hitters in that start against the Toreros... tossed six innings and struck out four on Opening Day in his first career start... first career victory came on March 2 at UCSB (6.0 IP - 3 ER)... tossed seven shutout innings at Texas on March 11 but did not factor into the decision... allowed only three singles and struck out two in that game... tossed seven scoreless innings, allowing just three hits and no walks while striking out three vs. Indiana on March 16 to earn a victory... was masterful once again on March 23 at Nevada en route to improving to 3-1, dealing seven scoreless innings and allowing just four hits and no walks while striking out five... was his third straight outing tossing seven scoreless frames.. tossed eight innings against Saint Mary's on March 30, earning a victory to improve to 4-1... went 4-0 over five starts with a 1.80 ERA in the month of March... tossed a string of 25 straight shutout frames from the fourth inning of a game at UC Santa Barbara on March 2 through the first inning of a game against Saint Mary's on March 30... walked just one batter over 35 innings in March while striking out 19... WHIP for the month was a measly 0.80, while he also combined on two shutouts... walked the leadoff man in the fourth inning against USF on April 14, snapping a string of 38.2 straight innings without a walk... posted a victory over Portland on April 20... got a no decison after tossing 6.2 innings and allowing two runs to accompany six strikeouts at Long Beach State on May 5... managed a season-best seven strikeouts over five innings against Pepperdine on May 18... earned a victory over Santa Clara on May 25 after tossing six innings... allowed just a .255 batting average from left-handed hitters...

COLIN WELMON'S CAREER HIGHS

Innings pitched: 9.0, 6 times
Walks allowed: 8, at UCLA, 4/12/13
Strikeouts: 9, San Diego, 4/5/13 | at Oregon, 2/22/13
Hits allowed: 13, at Gonzaga, 3/29/14
Earned runs allowed: 9, at Gonzaga, 3/29/14
Batters faced: 36, vs. Gonzaga, 5/22/14

HIGH SCHOOL

A 2011 graduate of Foothill High School in Santa Ana, Calif... four-year varsity starter for head coach Gary Fishel... claimed All-Sea View League recognition in each of his four varsity campaigns... named All-CIF in 2009, he also took home an All-County and Cal Hi Sports All-State selection that year... named Team MVP, All-City and All-Area as a senior... hit .360 with 33 runs scored and 25 RBI as a senior... sported a 5-1 record with a 2.27 ERA and 27 strikeouts over 37 innings of work as a junior... posted a 9-2 record with a 1.86 ERA and 62 strikeouts over 69.1 innings on the hill as a sophomore... a member of the Angels Elite Scout Team...

PERSONAL

Colin Kiyoshi Welmon was born August 7, 1992 in Milwaukee, Wis... son of Nancy and Bill Welmon... has one sister, Hayley, and one brother, Tyler... chose LMU because of the academics, athletics, class sizes, and coaches... chose LMU over USC, Santa Clara, and UCLA... a communication studies major.

COLIN WELMON'S CAREER STATS

Year	era	w-l	app	gs	cg	sho	sv	ip	h	r	er	bb	so	2b	3b	hr	bf	bavg	wp	hbp	bk	sfa	sha
2012	3.87	7-4	15	15	1	0/2	0	95.1	101	42	41	14	66	18	3	4	402	.271	2	8	2	4	3
2013	2.30	5-4	12	12	1	1/2	0	78.1	65	25	20	25	64	14	0	1	332	.223	4	11	1	2	3
2014	2.37	10-2	14	14	4	2/1	0	106.1	89	34	28	19	58	23	2	3	424	.232	3	9	0	5	8
TOTAL	2.86	22-10	41	41	6	3/5	0	280.0	255	101	89	58	188	55	5	8	1158	.244	9	28	3	11	14



CASSIDY BROWN

INSIDE INFORMATION

Sophomore | C | 6'3 | 215 | R/R
Hudson, Ohio
Walsh Jesuit HS
Business Marketing Major

#13

PERSONAL

Cassidy Gorman Brown was born July 21, 1994 in Columbus, Ohio... son of Suzanne and Scott Brown... has two sisters, Claire and Audrey... father played football at Baldwin Wallace College, while his mother competed in tennis at Endicott College... also considered Kent State University, Michigan, Elon, and Ole Miss, but chose LMU because of the academics, the willingness of the coaches to help him be the best he can be, and the Los Angeles area has always been a dream for him... a business marketing major.

COMPLETE BIO ON LMULIONS.COM

http://www.lmulions.com/sports/m-basebl/mtt/cassidy_brown_864460.html

BRIEFLY

Cassidy Brown is in his second season with LMU baseball...

AT LMU

2014... hit .200 over 25 starts as a freshman... collected eight runs scored, three doubles and three RBI... recorded first career hit and RBI on February 15 against Utah Valley... two hits and a stolen base at UC Irvine on 2/25... went 2-for-3 with a double, two runs scored and an RBI against San Diego State on April 29... managed three multi-hit games... reached base safely in 11 straight games from March 8 to April 22... was 5-for-15 (.333) with two RBI when hitting with runners on and two out...

HIGH SCHOOL

A 2013 graduate of Walsh Jesuit High School in Cuyahoga Falls, Ohio... a four-year varsity letterwinner... served as team captain as a junior and senior... named the 2013 Player of the Year in the state of Ohio according to Max Preps... selected to the Team USA Tournament of Stars and first team All-State in 2012... 2011 and 2012 Rawlings Preseason USA All-American... named All-City, All-Area and All-Conference in each of his final three seasons... top-500 prospect according to Perfect Game and a top-100 high school prospect according to MaxPreps... Max Preps Top-50 players for the class of 2013... hit .429 with 24 doubles, five home runs and a 1.068 OPS as a senior...

CASSIDY BROWN'S CAREER HIGHS

Hits: 2, San Diego State, 4/29/14 | at BYU, 4/18/14 | at UC Irvine, 2/25/14
Doubles: 1, San Diego State, 4/29/14 | #21 UC Irvine, 4/15/14 | Saint Mary's, 4/12/14
Triples: --
Home runs: --
Total bases: 3, San Diego State, 4/29/14
RBI: 1, San Diego State, 4/29/14 | Utah Valley, 2/16/14 | Utah Valley, 2/15/14
Runs scored: 2, San Diego State, 4/29/14
Walks: 1, 7 times
Stolen bases: 1, at UC Irvine, 2/25/14

CASSIDY BROWN'S CAREER STATS

Year	avg	gp-gs	ab	r	h	2b	3b	hr	rbi	tb	slg%	bb	hbp	so	gdp	ob%	sf	sh	sb-att	po	a	e	fld%
2014	.200	26-25	80	8	16	3	0	0	3	19	.238	7	6	15	0	.309	1	1	1-2	142	16	4	.975
TOTAL	.200	26-25	80	8	16	3	0	0	3	19	.238	7	6	15	0	.309	1	1	1-2	142	16	4	.975

TED BOEKE

INSIDE INFORMATION

Sophomore | INF | 6'3 | 190 | R/R
La Crescenta, Calif.
Crescenta Valley HS
Political Science Major

#16

COMPLETE BIO ON LMULIONS.COM

http://www.lmulions.com/sports/m-basebl/mtt/ted_boeke_864455.html

BRIEFLY

Ted Boeke is in his second season with LMU baseball... an honorable mention All-WCC selection and a member of the All-Freshman team in 2014...

AT LMU

2014... honorable mention All-WCC selection ... earned a spot on the WCC All-Freshman team... batted .289 with 14 runs scored, four doubles, two triples and 10 RBI over 45 games played and 35 starts as a freshman... also swiped a pair of bases... hit in five straight games from 4/6 - 4/17 (.562 | 5 R | 4 RBI | 2B | 3B)... first collegiate hit came against #11 Oregon on 2/22... went 3-for-3 with two runs scored, a triple and two RBI on 4/12 vs. Saint Mary's... went 4-for-4 with a stolen base and finished a homer short of cycle on 5/16 at Pacific... recorded 10 multi-hit games on the year... started 20 of LMU's 27 WCC contests, batting .364 with 10 runs scored, three doubles, two triples and seven RBI against conference foes... batted .361 (13-for-36) when leading off an inning... collected five two-out RBI...

HIGH SCHOOL

A 2013 graduate of Crescenta Valley High School in La Crescenta, Calif... a three-year varsity letterwinner playing for head coach Phil Torres... served as team captain in his senior season... named All-CIF his senior year and All-State his junior and senior season... Pacific League Player of the Year in 2013...

PERSONAL

Theodore William Boeke was born September 1, 1995 in Lewisburg, Penn... son of Amy Nance and Joseph Boeke... father played lacrosse at UC Irvine... has two sisters, Kailey and Faith... also considered USD, Cal Poly Pomona, and University of Kentucky, but chose LMU because of the strong athletic community, the amazing coaching staff, and the prestigious academic environment... a political science major.

TED BOEKE'S CAREER HIGHS

Hits: 4, at Pacific, 5/16/14
Doubles: 1, 4 times
Triples: 1, at Pacific, 5/16/14 | Saint Mary's, 4/12/14
Home runs: --
Total bases: 7, at Pacific, 5/16/14
RBI: 2, Saint Mary's, 4/12/14 | Portland, 3/15/14
Runs scored: 2, 4 times
Walks: 2, Saint Mary's, 4/13/14
Stolen bases: 1, at Pacific, 5/16/14 | at BYU, 4/18/14



TED BOEKE'S CAREER STATS

Year	avg	gp-gs	ab	r	h	2b	3b	hr	rbi	tb	slg%	bb	hbp	so	gdp	ob%	sf	sh	sb-att	po	a	e	fld%
2014	.289	45-35	121	14	35	4	2	0	10	43	.355	6	4	22	3	.344	0	6	2-2	48	63	10	.917
TOTAL	.289	45-35	121	14	35	4	2	0	10	43	.355	6	4	22	3	.344	0	6	2-2	48	63	10	.917

BRANDON HORTH

INSIDE INFORMATION

Senior | LHP | 5'10 | 175 | L/L
Irvine, Calif.
Woodbridge HS
Business Entrepreneurship Major

#17

COMPLETE BIO ON LMULIONS.COM
http://www.lmulions.com/sports/m-basebl/mtt/brandon_horth_779769.html

BRIEFLY

Brandon Horth is in his fourth season with LMU baseball... earned WCC All-Academic honors as a sophomore and junior...

AT LMU

2014... appeared in 25 games for the Lions, starting two... 25 appearances were third-most on the squad... registered a 1-3 record and a 4.78 ERA over 32 innings of work... struck out 23 hitters and walked 12 over his time on the mound... made his first start of the season (third of career) at UC Irvine on February 25 (ND | 3.0 IP | H | ER | 3 BB | 5K)... five strikeouts set a new career high... tossed a scoreless inning to finish a shutout victory (7-0) at #17 San Diego on March 21... recorded a victory and tossed a combined 3.1 scoreless frames over two appearances against Gonzaga... made 11 appearances in WCC play, collecting one victory over 14.2 innings of work... limited the opposition to a .200 average (4-for-20) with runners in scoring position and two out... WCC All-Academic selection...

2013... made 20 appearances and started one game in his sophomore season... finished the season with a 1-0 record and a 3.13 ERA to accompany two saves... struck out 21 batters over 31.2 innings... held WCC opponents to a .180 batting average... earned a victory over Bradley on 3/3 (2.1 IP, 2H, BB, 2 K)... recorded first career save on 3/23 at Saint Mary's (1.1 IP, 2 K)... tossed 2.0 scoreless innings against #21 Gonzaga on 3/30... struck out the only hitter he faced on three pitches with the tying runs in scoring position on 4/7 vs. #23 San Diego to earn his second career save... 2.1 scoreless innings of perfect work at #17 UCLA on 4/13... tossed a career-high four innings against Santa Clara on 5/19, allowing one earned run and striking out four... leadoff hitters hit just .208 against the lefty... held opponents to a .214 average with runners on and two out... allowed just seven of his 26 inherited runners to come around to score... WCC All-Academic selection...

2012... made 12 appearances, including one start, as a freshman... pitched to a 0-1 record and a 9.31 ERA... left-hander logged 9.2 innings and struck out six... made two relief appearances in WCC play, tossing 1.2 scoreless innings of work... held WCC opponents to a .200 average... left-handed hitters were 3-for-13 (.231) against him on the year... collegiate debut came on February 24 vs. Cal Poly... got the start on a "staff day" and took the loss against Cal State Northridge on March 20...

HIGH SCHOOL

A 2011 graduate of Woodbridge High School in Irvine, Calif... three-year varsity letterwinner for head coach Jim Murray... served as team captain as a senior... named All-City as a junior and senior... an All-Area and All-CIF selection after his senior campaign... helped his team to a runner-up finish in the CIF playoffs in 2011... MVP of the Pacific Coast League as a senior... hit .436 with 24 runs scored, 25 RBI, six doubles, five triples and two home runs as a senior... pitched to a 0.93 ERA over 82.2 innings of work as a senior... hit .312 with 20 runs scored and 10 RBI as a junior... also played basketball in high school...

BRANDON HORTH'S CAREER HIGHS

Innings pitched: 4.0, Santa Clara, 5/19/13
Walks allowed: 3, at UC Irvine, 2/25/14
Strikeouts: 5, at UC Irvine, 2/25/14
Hits allowed: 6, UC Santa Barbara, 5/15/13
Earned runs allowed: 4, at San Diego State, 2/18/14
Batters faced: 16, Santa Clara, 5/19/13

PERSONAL

Brandon Christopher Horth was born December 30, 1992 in Long Beach, Calif... son of Jennifer and Michael Horth... has one sister, Brittany... chose LMU because of the business and baseball program, size of the school, and location... chose LMU over USC, Sacramento State, Cal Poly Pomona, Concordia, Cal Baptist, and Chapman... a business entrepreneurship major.

BRANDON HORTH'S CAREER STATS

Year	era	w-l	app	gs	cg	sho	sv	ip	h	r	er	bb	so	2b	3b	hr	bf	bavg	wp	hbp	bk	sfa	sha
2012	9.31	0-1	12	1	0	0/0	0	9.2	14	10	10	10	6	3	1	0	56	.368	3	4	0	1	3
2013	3.13	1-0	20	1	0	0/0	2	31.2	27	15	11	9	21	3	1	0	132	.237	4	5	0	2	2
2014	4.78	1-3	25	2	0	0/1	0	32.0	33	22	17	12	23	4	0	2	147	.266	2	6	0	3	2
TOTAL	4.66	2-4	57	4	0	0/1	2	73.1	74	47	38	31	50	10	2	2	335	.268	9	15	0	6	7

MITCH RUSSELL

INSIDE INFORMATION

Junior | RHP | 6'2 | 190 | R/R
La Cañada Flintridge, Calif.
La Cañada HS
Business Entrepreneurship Major

#19

COMPLETE BIO ON LMULIONS.COM

http://www.lmulions.com/sports/m-basebl/mtt/mitch_russell_820754.html

BRIEFLY

Mitch Russell is in his third season with LMU baseball...

AT LMU

2014... made four appearances and one start for the Lions... tossed 7.1 innings and registered a 3.68 ERA with three strikeouts... limited opponents to a .222 batting average against... first collegiate appearance came on 2/21 vs. #11 Oregon (1.0 IP | 2 H | ER | K)... made first career start on 3/5 vs. CSUN (ND | 3.1 IP | 3 H | 2 R | ER | 2 BB | K)...

2013... did not appear in a game as a freshman...

HIGH SCHOOL

A 2012 graduate of La Canada High School in La Canada Flintridge, Calif... a three-year varsity letterwinner and captain under coach Dennis Ballard... recorded 52 strikeouts in 50.2 innings his senior year... ERA of 2.10 his senior year... earned All-League honors for the Rio Hondo League senior year... named league Cy Young Award winner in senior season...

PERSONAL

Mitchell Lawrence Russell was born on July 24, 1993 in Stanford, Calif... son of Joe and Katie Russell... has one brother, Max, who attends USC... chose LMU because of the great baseball program, small class sizes, and location close to home... chose LMU over numerous schools that included WCC opponents Saint Mary's, San Diego, and Pepperdine... a business major.

MITCH RUSSELL'S CAREER HIGHS

Innings pitched: 3.1, Cal State Northridge, 3/5/14
Walks allowed: 2, Cal State Northridge, 3/5/14
Strikeouts: 1, NKU, 3/9/14 | Cal State Northridge, 3/5/14 | #11 Oregon, 2/21/14
Hits allowed: 3, Cal State Northridge, 3/5/14
Earned runs allowed: 1, NKU, 3/9/14 | Cal State Northridge, 3/5/14 | #11 Oregon, 2/21/14
Batters faced: 15, Cal State Northridge, 3/5/14

MITCH RUSSELL'S CAREER STATS

Year	era	w-l	app	gs	cg	sho	sv	ip	h	r	er	bb	so	2b	3b	hr	bf	bavg	wp	hbp	bk	sfa	sha
2014	3.68	0-0	4	1	0	0/0	0	7.1	6	4	3	2	3	1	0	1	31	.222	0	2	0	0	0
TOTAL	3.68	0-0	4	1	0	0/0	0	7.1	6	4	3	2	3	1	0	1	31	.222	0	2	0	0	0

JAMEY SMART

INSIDE INFORMATION

Freshman | INF | 6'4 | 230 | L/L
San Ramon, Calif.
Athenian HS
Entrepreneurship Major

#20

COMPLETE BIO ON LMULIONS.COM
http://www.lmulions.com/sports/m-basebl/mtt/jamey_smart_925245.html

BRIEFLY
Jamey Smart is in his first season with LMU baseball...

HIGH SCHOOL
A 2014 graduate of Athenian High School in Danville, Calif... four-year varsity letter winner playing for head coach Rick Steen... served as a team captain as a senior... All-BCL East selection in all four years of play... garnered All-State honors as a junior and senior... selected to USA Baseball Northern California NTIS team in 2011, 2012 and 2013... played for the Healdsburg Prune Packers in the Golden State Collegiate Baseball League in 2014... carried a .598 batting average over his four years of high school baseball... hit .641 with 18 runs scored and two homers as a senior... also competed in basketball where he was a three-time All-League selection...

PERSONAL
James Michael Smart was born May 9, 1996 in San Ramon, Calif... son of Susan and Roy Smart... chose LMU because he could get a great education while playing baseball... volunteered at baseball clinics in Tijuana during high school... an entrepreneurship major.

TREVOR MEGILL

INSIDE INFORMATION

RS Junior | RHP | 6'8 | 245 | L/R
Huntington Beach, Calif.
Bixby Charter School
Marketing Major

#21

COMPLETE BIO ON LMULIONS.COM
http://www.lmulions.com/sports/m-basebl/mtt/trevor_megill_791166.html

BRIEFLY

Trevor Megill is in his fourth season with LMU baseball, but holds junior eligibility after utilizing a medical redshirt in 2014... was drafted in the third round of the 2014 MLB Draft despite not appearing in a game for the Lions that year... graduated a semester early out of high school to attend LMU for the 2012 baseball season... garnered honorable mention All-WCC and All-Freshman team honors in 2012...

AT LMU

2014... elected to return to LMU after being drafted in the third round of the 2014 MLB Draft (Cardinals | 104th overall) despite not appearing in a game for the Lions... third-round selection was the highest for LMU since 2000... had off-season Tommy John surgery before the year, but scouts got a glimpse of his post-surgery abilities after he began to throw bullpens late in the season...

2013... preseason All-WCC selection... made seven starts and eight appearances as a sophomore... finished the season with a 3-3 record and 2.72 ERA... tossed 43 innings and struck out 45 hitters with only 11 walks (4.09 strikeout/walk ratio)... held opponents to a .188 batting average... named WCC Pitcher of the Week on 2/18 after tossing career-high tying seven two-hit innings and striking out 11 against Utah on 2/16... collected a victory over #26 Oklahoma State on 3/9 (5.0 IP, 3 H, 2 R, 3 BB, 5 K)... earned a victory at Saint Mary's on 3/23 (7.0 IP, 3 H, R, 3 K, 75 Pitches)... earned the victory over #21 Gonzaga on 3/30 (6.1 IP, 6 H, 2 R 0 ER, BB, K)... pitched to a 2.29 ERA over four starts in WCC play... opponents hit just .133 in 15 at bats with runners in scoring position and two out...

2012... earned a spot on the honorable mention All-WCC and All-Freshman team... posted a 5-8 record and a 3.57 ERA over 15 starts and 90.2 innings of work serving as LMU's Saturday starter... led the team in strikeouts with 82... finished 4-3 with a 3.48 ERA over eight starts and 51.2 innings of work against WCC opponents... pitched to a 1.29 WHIP and 8.14 strikeouts per nine innings over the course of the season... held opponents to a .246 average against, including a .231 average from left-handed hitters... opponents hit just .235 with the bases empty... tossed 16.2 scoreless innings from March 24 to April 6... tossed six innings in each of his first two starts... took losses in his first two starts despite surrendering just one earned run over six innings in each... earned first victory of career after tossing six innings and allowing just two earned runs against Indiana on March 16 in first game of DH... recorded a no decision after tossing six scoreless innings and allowing just two hits with seven strikeouts on March 24 at Nevada... earned a victory over Saint Mary's on March 31 after tossing seven shutout innings with five strikeouts and no walks in a 2-1 LMU victory... earned a victory at BYU on April 6 after throwing 6.2 innings and striking out seven... earned a victory over San Francisco on April 14, tossing 6.1 innings and allowing just two runs while striking out six... tossed seven scoreless innings and allowed just four hits with eight strikeouts at Gonzaga on April 28... tossed seven strong innings en route to a victory at No. 18 San Diego on May 12... struck out a career-best 12 and did not walk a batter against the Toreros in that game...

TREVOR MEGILL'S CAREER HIGHS

Innings pitched: 7.0, 5 times
Walks allowed: 5, Pepperdine, 5/19/12
Strikeouts: 12, at San Diego, 5/12/12
Hits allowed: 9, at Santa Clara, 5/26/12 | Pepperdine, 5/19/12
Earned runs allowed: 6, Pepperdine, 5/19/12 | at UC Santa Barbara, 3/3/12
Batters faced: 31, at Santa Clara, 5/26/12

HIGH SCHOOL

A 2011 graduate of Bixby Charter School... before electing to attend Bixby Charter School, spent one year at Orange Lutheran High School and two years at Marina High School in Huntington Beach, Calif... pitched to a 1.35 ERA and a 7-2 record as a junior... held opponents to a .180 batting average against over 52 innings... punched out 61 hitters... tossed one ho-hitter and two shutouts in high school... two-year participant in Area Code Games... appeared in 2010 Perfect Game National Games... also competed in water polo and football in high school...

PERSONAL

Trevor J. Megill was born December 5, 1993 in Long Beach, Calif... son of Julie and Kevin Megill... father was a rower... brother, Tylor, also plays baseball at LMU... has one sister, Ryleigh... chose LMU because he loved the campus and the area, the baseball coaches are amazing, and he had friends that committed to LMU... chose LMU over Oregon... a marketing major.

TREVOR MEGILL'S CAREER STATS

Year	era	w-l	app	gs	cg	sho	sv	ip	h	r	er	bb	so	2b	3b	hr	bf	bavg	wp	hbp	bk	sfa	sha
2012	3.57	5-8	15	15	0	0/0	0	90.2	83	49	36	24	82	22	4	4	388	.246	6	10	0	4	13
2013	2.72	3-3	8	7	0	0/1	0	43.0	29	20	13	11	45	4	0	3	177	.188	6	10	0	0	2
TOTAL	3.30	8-11	23	22	0	0/1	0	133.2	112	69	49	35	127	26	4	7	565	.228	12	20	0	4	15

MICHAEL SILVA

INSIDE INFORMATION

Junior | RHP | 6'1 | 210 | R/R
Valencia, Calif.
West Ranch HS
Health and Human Science Major

#22

COMPLETE BIO ON LMULIONS.COM

http://www.lmulions.com/sports/m-basebl/mtt/michael_silva_820784.html

BRIEFLY

Michael Silva is in his third season with LMU baseball...

AT LMU

2014... made 11 appearances and tossed eight innings for LMU as a sophomore... struck out five batters... tossed a perfect inning of relief against Long Beach State on 3/18 to help preserve a 4-3 victory... struck out a pair of hitters against Saint Mary's on 4/12...

2013... appeared in 10 games for the Lions, pitching to a 5.73 ERA and a 0-2 record... tossed 11 innings, striking out eight hitters... made two appearances in WCC play... opponents hit just .174 in 23 at bats against Silva with runners aboard... allowed just a .176 mark with runners in scoring position... first career appearance came on 2/17 vs. Utah... struck out two hitters in 0.2 IP at USC on 2/20... tossed 1.1 IP with two strikeouts against #21 UC Irvine on 2/26... pitched 2.0 scoreless innings against Hawai'i on 3/2... tossed a scoreless frame against UC Riverside on 4/9...

HIGH SCHOOL

A 2012 graduate of West Ranch High School in Valencia, Calif... a three-year varsity letterwinner under coaches Casey and Brady Burrill... helped team to League Championship in 2012... was named to All-Academic team... played in Southwest Futures All-Star game and other local All-Star games... member of Junior Olympic team that won the West Championships... received Honor Athletic award all four years...

PERSONAL

Michael Anthony Silva was born on November 22, 1994 in Valencia, Calif... son of Miguel and Stephanie Silva... has two brothers, Brandon and Kyle... chose LMU because of the great baseball coaching staff, strong academics, and great location... chose LMU over Oregon, San Diego, and UCSD... a health and human science major.

MICHAEL SILVA'S CAREER HIGHS

Innings pitched: 2.0, vs Hawai'i, 3/2/13
Walks allowed: 2, 7 times
Strikeouts: 2, 4 times
Hits allowed: 4, at San Diego State, 2/18/14
Earned runs allowed: 3, 4 times
Batters faced: 9, San Francisco, 4/5/14 | USC, 4/16/13

MICHAEL SILVA'S CAREER STATS

Year	era	w-l	app	gs	cg	sho	sv	ip	h	r	er	bb	so	2b	3b	hr	bf	bavg	wp	hbp	bk	sfa	sha
2013	5.73	0-2	10	0	0	0/0	0	11.0	10	8	7	9	8	0	0	2	53	.244	4	3	0	0	0
2014	16.88	0-0	11	0	0	0/0	0	8.0	13	17	15	11	5	3	1	0	52	.361	1	5	0	0	0
TOTAL	10.42	0-2	21	0	0	0/0	0	19.0	23	25	22	20	13	3	1	2	105	.299	5	8	0	0	0

DAVID FLETCHER

INSIDE INFORMATION

Sophomore | INF | 5'10 | 175 | R/R
Cypress, Calif.
Cypress HS
Psychology Major

#24

COMPLETE BIO ON LMULIONS.COM
http://www.lmulions.com/sports/m-basebl/mtt/david_fletcher_864463.html

BRIEFLY

David Fletcher is in his second season with LMU baseball... earned Freshman All-American accolades from Baseball America, Collegiate Baseball and the National Collegiate Baseball Writer's Association... garnered American Baseball Coaches Association/Rawlings second team All-West Region honors as a freshman... claimed WCC Defensive Player of the Year, first team All-WCC and WCC All-Freshman team honors in his first season as a Lion...

AT LMU

2014... earned Freshman All-American accolades from Baseball America, Collegiate Baseball and the National Collegiate Baseball Writer's Association... garnered American Baseball Coaches Association/Rawlings second team All-West Region honors... claimed WCC Defensive Player of the Year, first team All-WCC and WCC All-Freshman team honors... hit .329 with 37 runs scored, six doubles, two triples and 28 RBI while starting all 56 games for the Lions at shortstop... hit safely in 30 of LMU's last 32 games, including a team-high 15-game hit streak to finish the year... finished second on the team in batting average, runs scored, hits (73), stolen bases (17-for-21) and multi-hit games (21)... reached base at a .362 clip while drawing 13 walks and two hit-by-pitches... led the team with 15 sacrifice bunts... finished third on the team in RBI hitting out of the first and second spots in the order, posting seven multi-RBI games... fielded .967 with just 10 errors on 306 chances... 3-for-5 with a run scored and two RBI at #13 UCLA on March 4... batted .417 (5-for-12) with three runs scored, a double and three RBI over a three-game series against Northern Kentucky... 4-for-5 with two runs scored, an RBI and a double at Long Beach State on April 8... batted .343 with three doubles, a pair of triples, 15 runs scored and 15 RBI in WCC play... slugged .412 and reached at a .386 clip in conference games... was 6-for-7 in stolen base attempts in WCC play... hit .313 when leading off an inning... batted. 378 with runners on base, including .344 with runners in scoring position... managed six two-out RBI...

HIGH SCHOOL

A 2013 graduate of Cypress High School in Cypress, Calif... a four-year varsity letterwinner playing for head coach John Weber... served as team captain in his senior season... named All-State and All-CIF his junior and senior seasons, including CIF Player of the Year as a senior... the 2013 Empire League Player of the Year... ranked 279th-best prospect in the country according to Perfect Game and led his team to the 2013 CIF Championship at Dodger Stadium... also named 83rd-best prospect in California according to Baseball America... hit .437 with 38 runs scored and 23 stolen bases as a senior... spent his summer playing in the Alaska League where he was a Gold Glove winner and named best professional prospect...

PERSONAL

David Owen Fletcher was born May 31, 1994 in Orange, Calif... son of Fernanda and Tim Fletcher... father played football at Saddleback Junior College... has one brother, Dominic, and one sister, Dariana... also considered UCLA and UC Irvine, but chose LMU because of the outstanding baseball program... a psychology major.

DAVID FLETCHER'S CAREER HIGHS

Hits: 4, at Long Beach State, 4/8/14 | San Francisco, 4/4/14
Doubles: 1, 6 times
Triples: 1, at BYU, 4/19/14 | Saint Mary's, 4/11/14
Home runs: --
Total bases: 5, at Long Beach State, 4/8/14 | San Francisco, 4/4/14
RBI: 3, Northern Kentucky, 3/9/14
Runs scored: 3, Utah Valley, 2/16/14
Walks: 3, at San Diego, 3/21/14
Stolen bases: 2, Utah Valley, 2/15/14

DAVID FLETCHER'S CAREER STATS

Year	avg	gp-gs	ab	r	h	2b	3b	hr	rbi	tb	slg%	bb	hbp	so	gdp	ob%	sf	sh	sb-att	po	a	e	fld%
2014	.329	56-56	222	37	73	6	2	0	28	83	.374	13	2	22	2	.362	6	15	17-21	106	190	10	.967
TOTAL	.329	56-56	222	37	73	6	2	0	28	83	.374	13	2	22	2	.362	6	15	17-21	106	190	10	.967

JIMMY JACK

INSIDE INFORMATION

Senior | 1B | 6'2 | 235 | L/L
Granite Bay, Calif.
Sierra College | Granite Bay HS
Film & Television Production Major

#25

COMPLETE BIO ON LMULIONS.COM
http://www.lmulions.com/sports/m-basebl/mtt/jimmy_jack_864459.html

BRIEFLY
Jimmy Jack is in his second season with LMU baseball after transferring into the program as a junior from Sierra College...

AT LMU
2014... hit .301 over 49 games played and 38 starts as a junior... belted a team-high four home runs and collected 15 runs scored, six doubles, a triple and 22 RBI... slugged a team-high tying .451 while drawing seven walks and reaching at a .342 clip... connected on LMU's first home run of the year on March 2 vs. Utah... belted a pinch-hit home run in the 7th inning on March 8 against NKU... had the game-winning RBI-double on March 16 vs. Portland to hand LMU an 8-7 walk-off win (2-for-4 | R | RBI)... 2-for-4 with two RBI and a triple on 3/15 vs. Portland... had a pinch-hit solo home run at #17 San Diego (8th inning) on March 21... 2-for-2 against #21 UCLA on April 1... went 3-for-4 with three RBI and a double against Gonzaga on May 22 to open the West Coast Conference Championship Tournament... managed 11 multi-hit games and three multi-RBI performances... hit safely in seven straight games from March 8-21... batted .286 with three doubles, a triple and two homers in WCC play... posted 12 RBI and slugged .443 in conference play...

AT SIERRA COLLEGE
2013... hit .232 with eight doubles, four homers and 22 RBI over 42 games played... posted a .377 slugging percentage... scored 22 runs and drew 21 walks... also managed a .343 on-base percentage...

2012... hit .177 with five doubles and one home run over 21 games played... scored seven runs and six RBI... drew six walks...

HIGH SCHOOL
A 2011 graduate of Granite Bay High School in Granite Bay, Calif... a two-year varsity letterwinner playing for head coach Pat Esposito... named Freshman Baseball MVP and set the single-season home run record in high school... also competed in basketball in high school...

PERSONAL
James Martin Jack, Jr. was born December 23, 1992 in Roseville, Calif... son of Kathleen and James Jack... has two sisters, Katie and Kimberly... also considered Cal State Northridge and USF, but chose LMU because of the beautiful campus, baseball program, and film program... a film & television production major.

JIMMY JACK'S CAREER HIGHS
Hits: 3, vs. Gonzaga, 5/22/14
Doubles: 1, 6 times
Triples: 1, Portland, 3/15/14
Home runs: 1, 4 times
Total bases: 5, at Pacific, 5/17/14
RBI: 3, vs. Gonzaga, 5/22/14
Runs scored: 1, 15 times
Walks: 2, at BYU, 4/19/14
Stolen bases: 1, Saint Mary's, 4/12/14

JIMMY JACK'S CAREER STATS

Year	avg	gp-gs	ab	r	h	2b	3b	hr	rbi	tb	slg%	bb	hbp	so	gdp	ob%	sf	sh	sb-att	po	a	e	fld%
2014	.301	49-38	133	15	40	6	1	4	22	60	.451	7	3	35	3	.342	3	0	1-2	0	0	0	.000
TOTAL	.301	49-38	133	15	40	6	1	4	22	60	.451	7	3	35	3	.342	3	0	1-2	0	0	0	.000

RYAN ERICKSON

INSIDE INFORMATION

Junior | OF | 6'0 | 185 | R/R
Manhattan Beach, Calif.
Mira Costa HS
English Major

#26

PERSONAL

Ryan Scott Erickson was born on December 6, 1993... son of Michelle and Neil Erickson... has one brother, Corey... considered Chapman and Redlands University, but chose LMU because of the good academics and athletics... an English major.

COMPLETE BIO ON LMULIONS.COM

http://www.lmulions.com/sports/m-basebl/mtt/ryan_erickson_820750.html

BRIEFLY

Ryan Erickson is in his third season with LMU baseball...

AT LMU

2014... did not appear in a game for the Lions as a sophomore...

2013... appeared in four games in his first season as a Lion, starting one... first career hit came against BYU on 5/4 when he went 1-for-2 with a walk...

HIGH SCHOOL

A 2012 graduate of Mira Costa High School in Manhattan Beach, Calif... two-year varsity letterwinner for head coach Cass Olson... named Defensive MVP and a team captain as a senior...hit .245 with 16 runs scored in his final year...

RYAN ERICKSON'S CAREER HIGHS

Hits: 1, BYU, 5/4/13
Doubles: --
Triples: --
Home runs: --
Total bases: 1, BYU, 5/4/13
RBI: --
Runs scored: --
Walks: 1, BYU, 5/4/13
Stolen bases: --

RYAN ERICKSON'S CAREER STATS

Year	avg	gp-gs	ab	r	h	2b	3b	hr	rbi	tb	slg%	bb	hbp	so	gdp	ob%	sf	sh	sb-att	po	a	e	fld%
2013	.500	4-1	2	0	1	0	0	0	0	1	.500	1	0	0	0	.667	0	0	0-0	0	0	0	.000
TOTAL	.500	4-1	2	0	1	0	0	0	0	1	.500	1	0	0	0	.667	0	0	0-0	0	0	0	.000

TYLER KNIGHT

INSIDE INFORMATION

Junior | RHP | 6'0 | 180 | R/R
Carmel, Calif.
Virginia Tech | Carmel HS
Business Major

#27

COMPLETE BIO ON LMULIONS.COM
http://www.lmulions.com/sports/m-basebl/mtt/tyler_knight_864566.html

BRIEFLY
Tyler Knight is in his second season with LMU baseball after transferring into the program from Virginia Tech in 2014...

AT LMU
2014... had to sit out the season due to NCAA transfer rules...

AT VIRGINIA TECH
2013... utilized his redshirt season...

HIGH SCHOOL
Earned varsity letters all four years while playing for Coach Randal Bisno at Carmel... was a three-time first team All-League selection, while earning a pair of All-County honors... was named the league's Pitcher of the Year in 2011 after going 6-0 with a 1.35 ERA allowing just 20 hits in 42 innings pitched... was 5-0 with a 1.70 ERA in 41 innings in 2012... finished his high school career on the mound with a 16-2 record... threw a perfect game as a sophomore and a no-hitter as a junior... also played football for the Padres, earning two varsity letters as a wide receiver, defensive back and kicker...

PERSONAL
Tyler David Knight was born February 7, 1994 in Carmel, Calif... son of David and Carol Knight... a business major.

TYLER KNIGHT'S CAREER HIGHS

Innings pitched: --
Walks allowed: --
Strikeouts: --
Hits allowed: --
Earned runs allowed: --
Batters faced: --

TYLER KNIGHT'S CAREER STATS

Year	era	w-l	app	gs	cg	sho	sv	ip	h	r	er	bb	so	2b	3b	hr	bf	bavg	wp	hbp	bk	sfa	sha
2014	DID NOT APPEAR IN A GAME																						
TOTAL	0.00	0-0	0	0	0	0/0	0	0.0	0	0	0	0	0	0	0	0	0	.000	0	0	0	0	0



DAVID EDWARDS

INSIDE INFORMATION

Senior | INF | 6'2 | 205 | S/R
Tustin, Calif.
Foothill HS
Business Major

#28

COMPLETE BIO ON LMULIONS.COM
http://www.lmulions.com/sports/m-basebl/mtt/david_edwards_779756.html

BRIEFLY

David Edwards is in his fourth season with LMU baseball... honorable mention All-WCC selection in 2013...

AT LMU

2014... hit .240 while playing in 52 of LMU's 56 games, including starting 51... collected 25 runs scored, nine doubles, a triple and two homers to the tune of 25 RBI... two homers were second on the team in that category... slugged .337 and reached at a .354 clip, highlighted by a team-high 27 walks and six hit-by-pitches... a stolen-base threat, finished 12-for-14 in that department, the third-most stolen bases for the year... hit in eight straight games from April 6-18 (.393 | 5 R | 8 RBI | 3 2B | 3B | 2 HR | 2 SB)... went 3-for-4 with an RBI and a stolen base on February 15 vs. Utah Valley... went 2-for-4 with first homer of the year, a double and two RBI against LBSU on 4/8... 2-for-4 with season-high three RBI against Saint Mary's on April 12... swiped a pair of bases against Gonzaga on May 23 at the WCC Championship Tournament... amassed nine multi-hit games and six multi-RBI efforts... posted 12 RBI, five doubles and 13 runs scored in WCC play... registered eight two-out RBI, second-most on the team in that category...

2013... honorable mention All-WCC selection... started 46 games as a sophomore... batted .256 with 23 runs scored, seven doubles, two triples, a homer and 26 RBI on the year... 23 runs scored were fourth-highest on the team... swiped 16 bases in 21 attempts... hit .284 with six extra base hits, 14 RBI, 12 runs scored and a .383 on base percentage in WCC play... matched an LMU program record with four walks against UC Riverside on 4/9... went 2-for-2 and reached in all six plate appearances against the Highlanders... blasted first career home run against BYU on 5/4... scored three times and stole a career-best two bases vs. Bradley (3/3)... 2-for-3 with two RBI at #26 Oklahoma State (3/10)... also notched two RBI with a triple against the Cowboys on 3/10... two runs scored and two stolen bases at Pepperdine on 3/15... swiped a pair of bases against #23 San Diego on 4/7... 2-for-4 with a triple and a walk against Santa Clara on 5/19... hit .283 when leading off an inning...

2012... batted .203 over 27 games played and 19 starts... collected seven runs scored, two doubles and two RBI... also drew seven walks and stole one base... hit .321 (9-for-28) with runners on base and .313 with runners in scoring position... scored first collegiate run on February 25 vs. Cal Poly... first three hits of career came vs. Indiana on March 16, going 3-for-5 with a RBI... went 2-for-3 with two runs scored, a pair of doubles and one RBI on March 30 vs. Saint Mary's... notched first four-hit game of his career against San Francisco on April 14, going 4-for-5 with a run scored...

HIGH SCHOOL

A 2011 graduate of Foothill High School in Santa Ana, Calif... two-year varsity letterwinner for Head Coach Gary Fishel... garnered All-League as a senior... batted .408 with 35 runs scored, 13 doubles, two triples, three home runs and 29 RBI as a senior... stole 13 bases in his final campaign... named Team MVP and awarded Coaches Award as a senior... also played football in high school...

DAVID EDWARDS' CAREER HIGHS

Hits: 4, San Francisco, 4/15/12
Doubles: 2, Northern Kentucky, 3/8/14 | Saint Mary's, 3/30/12
Triples: 1, #21 UC Irvine, 4/15/14 | at Oklahoma State, 3/10/13 | Santa Clara, 5/19/13
Home runs: 1, Saint Mary's, 4/11/14 | at Long Beach State, 4/8/14 | BYU, 5/4/13
Total bases: 6, at Long Beach State, 4/8/14
RBI: 3, Saint Mary's, 4/12/14
Runs scored: 3, vs Bradley, 3/3/13
Walks: 4, UC Riverside, 4/9/13
Stolen bases: 2, 5 times

PERSONAL

David Wayne Edwards was born January 22, 1993 in Orange, Calif... son of Kristi and Dave Edwards... father played baseball at Oregon State University... has one sister, Jaquilyn, and one brother, Jay... chose LMU because of the outstanding academics offered and to be a part of the collegiate baseball team... chose LMU over Chapman, Stanford, Holy Cross, Bucknell, Washington, and USF... a business major.

DAVID EDWARDS' CAREER STATS

Year	avg	gp-gs	ab	r	h	2b	3b	hr	rbi	tb	slg%	bb	hbp	so	gdp	ob%	sf	sh	sb-att	po	a	e	fld%
2012	.203	27-19	64	7	13	2	0	0	2	15	.234	7	0	22	2	.282	0	1	1-4	18	8	4	.867
2013	.256	48-46	164	23	42	7	2	1	26	56	.341	17	6	37	0	.346	1	5	16-21	71	118	14	.931
2014	.240	52-51	175	25	42	9	1	2	25	59	.337	27	6	35	3	.354	4	9	12-14	89	158	10	.961
TOTAL	.241	127-116	403	55	97	18	3	3	53	130	.323	51	12	94	5	.340	5	15	29-39	178	284	28	.943

BRENTON ARRIAGA

INSIDE INFORMATION

Sophomore | LHP | 6'5 | 210 | L/L
Rancho Cucamonga, Calif.
Los Osos HS
Psychology Major

#29

COMPLETE BIO ON LMULIONS.COM

http://www.lmulions.com/sports/m-basebl/mtt/brenton_arriaga_864466.html

BRIEFLY

Brenton Arriaga is in his second season with LMU baseball...

AT LMU

2014... went 4-5 with a 4.37 ERA over 12 appearances and eight starts for the Lions as a freshman... tossed 47.1 innings... collegiate debut came against #11 Oregon on 2/21 (0.2 IP | 2 H | R)... earned the victory in a 13-inning 12-11 win over CSUN on 3/5 (2.0 IP | H | 2 BB | 4 K)... got his first career start at USC on 3/11 (L | 3.1 IP | 4 H | 2 ER | 2 BB)... earned the victory over #21 UC Irvine on 4/15 (5.0 IP | 0 R | 3 H | BB)... tossed season-high 6.1 scoreless innings and earned the victory on 4/29 against San Diego State (2 H | 3 BB | 2 K)... did not appear in a regular-season West Coast Conference game, but did start the 2014 WCC Championship game against Pepperdine... allowed just a .185 batting average with runners on and two out...

HIGH SCHOOL

A 2013 graduate of Los Osos High School in Rancho Cucamonga, Calif... prepped under head coach Chris Romero... served as team captain in his senior season... named All-League and All-American honorable mention as a senior... named Los Osos High School Pitcher of the Year and third team All-California... finished his senior season with a 2.24 ERA with 10 wins...

PERSONAL

Brenton Andrew Arriaga was born May 31, 1995 in Fontana, Calif... son of Karen Molina and Eleno Arriaga... father played basketball at Citrus College... has one brother, Cole... also considered Stanford, Santa Clara, and Washington, but chose LMU because of the great reputation of the baseball program, the campus' great location, and academics... a psychology major.

BRENTON ARRIAGA'S CAREER HIGHS

Innings pitched: 6.1, San Diego State, 4/29/14
Walks allowed: 3, San Diego State, 4/29/14 | Long Beach State, 3/18/14
Strikeouts: 5, #21 UCLA, 4/1/14
Hits allowed: 6, at UCLA, 4/22/14 | #21 UCLA, 4/1/14 | Long Beach State, 3/18/14
Earned runs allowed: 6, at UC Riverside, 5/13/14
Batters faced: 23, at UCLA, 4/22/14

BRENTON ARRIAGA'S CAREER STATS

Year	era	w-l	app	gs	cg	sho	sv	ip	h	r	er	bb	so	2b	3b	hr	bf	bavg	wp	hbp	bk	sfa	sha
2014	4.37	4-5	12	8	0	0/0	0	47.1	46	24	23	17	17	13	2	1	204	.272	0	7	0	2	8
TOTAL	4.37	4-5	12	8	0	0/0	0	47.1	46	24	23	17	17	13	2	1	204	.272	0	7	0	2	8

ALEX STRIZAK

INSIDE INFORMATION

Freshman | LHP | 6'2 | 165 | L/L
Fallbrook, Calif.
Fallbrook HS
Business Major

#31

COMPLETE BIO ON LMULIONS.COM
http://www.lmulions.com/sports/m-basebl/mtt/alex_strizak_925246.html

BRIEFLY
Alex Strizak is in his first season with LMU baseball...

HIGH SCHOOL
A 2014 graduate of Fallbrook High School in Fallbrook, Calif... two-year varsity letter winner... served as team captain in his senior season... tossed a complete-game shutout with 16 strikeouts on opening day of his senior year... sported a 2.86 ERA and hit .378 as a senior... second team All-League selection in his final campaign... pitched to a .81 ERA while throwing for the Encinitas Gamers...

PERSONAL
Alexander Max Strizak was born June 28, 1996 in Anaheim, Calif... son of Leslie and Alan Strizak... father played baseball at Columbia University... has one sister, Cassandra... chose LMU because the school's location, campus and baseball program are a perfect fit... a business major.

KYLE DOZIER

INSIDE INFORMATION

Sophomore | OF | 6'0 | 195 | L/L
Saratoga, Calif.
Saratoga HS
Communications Major

#32

PERSONAL

Kyle Alexander Dozier was born February 25, 1995 in Saratoga, Calif... son of Allison and Bob Dozier... has three brothers, Trent, Bryce, and Quinn...a communications major.

COMPLETE BIO ON LMULIONS.COM

http://www.lmulions.com/sports/m-basebl/mtt/kyle_dozier_864462.html

BRIEFLY

Kyle Dozier is in his second season with LMU baseball...

AT LMU

2014... appeared in 22 games for the Lions as a freshman, used primarily as a defensive replacement... hit .300 over 10 at bats, registering a run scored and one RBI... finished 1-for-1 in stolen base attempts... first career hit and RBI came against Northern Kentucky on March 8... pinch-hit single vs. San Diego State on April 29...

HIGH SCHOOL

A 2013 graduate of Saratoga High School in Saratoga, Calif... played his high school baseball under head coach Adam Varteressian... served as team captain in his junior and senior seasons... named All-League in each of his varsity campaigns... also played football and basketball in high school...

KYLE DOZIER'S CAREER HIGHS

Hits: 1, San Diego State, 4/29/14 | Saint Mary's, 4/12/14 | Northern Kentucky, 3/8/14
Doubles: --
Triples: --
Home runs: --
Total bases: 1, San Diego State, 4/29/14 | Saint Mary's, 4/12/14 | NKU, 3/8/14
RBI: 1, Northern Kentucky, 3/8/14
Runs scored: 1, Saint Mary's, 4/12/14
Walks: --
Stolen bases: 1, Saint Mary's, 4/12/14

KYLE DOZIER'S CAREER STATS

Year	avg	gp-gs	ab	r	h	2b	3b	hr	rbi	tb	slg%	bb	hbp	so	gdp	ob%	sf	sh	sb-att	po	a	e	fld%
2014	.300	22-0	10	1	3	0	0	0	1	3	.300	0	0	5	1	.300	0	0	1-1	10	0	0	1.000
TOTAL	.300	22-0	10	1	3	0	0	0	1	3	.300	0	0	5	1	.300	0	0	1-1	10	0	0	1.000



CHRIS BARNETT

INSIDE INFORMATION

Senior | C/OF | 5'8 | 185 | R/R
Silverado, Calif.
El Modena HS
Business Marketing Major

#33

COMPLETE BIO ON LMULIONS.COM
http://www.lmulions.com/sports/m-basebl/mtt/chris_barnett_779748.html

BRIEFLY
Chris Barnett is in his fourth season with LMU baseball...

AT LMU
2014... hit .200 over 13 games played and nine starts for the Lions as a junior... collected six runs scored, a double and two RBI... posted a double against #11 Oregon on 2/21... 3-for-7 with two runs scored and two RBI against Cal State Northridge on 3/5... also stole his first career base against the Matadors... hit .300 over 20 at bats with runners on base...

2013... hit .243 with five runs scored, three doubles, a triple and four RBI over 28 games played and 22 starts... was 3-for-4 with a RBI serving as a pinch-hitter over the course of the year... first career RBI came on 2/17 vs. Utah... doubled for his first hit of the season at #14 Oregon on 2/23... scored first career run against Bradley on 3/3... first career triple at Saint Mary's on 3/23... had a hit in each of the first two games against #23 San Diego... first career three-hit day vs. UCSB on 5/15, going 3-for-4 with a run scored and a RBI... 1-for-3 with a double and a RBI against Santa Clara on 5/19... hit .262 with three runs scored and a pair of RBI in WCC play...

2012... first career at bat came on March 20 vs. Cal State Northridge... made first start of career on May 6 at Long Beach State... finished the year hitting .250 after notching his first career hit as a pinch hitter at San Diego State on May 15...

HIGH SCHOOL
A 2011 graduate of El Modena High School in Orange, Calif... a four-year varsity letterwinner for head coach Josh Kliner... named team captain as a senior... garnered All-League as a freshman, junior and senior... batted .380 with 16 runs scored, 13 doubles and 15 RBI as a senior en route to a Team MVP selection... batted .341 with 12 runs scored and 15 RBI as a junior... also competed in football in high school...

PERSONAL
Christopher Michael Barnett was born April 15, 1993 in Mission Viejo, Calif... son of Unkyoung and George Barnett... has one sister, Kara, and one brother, Thomas... chose LMU because of its prestige academically and athletically, as well as the location and the alumni networking... chose LMU over Concordia, UCSB, Westmount, and Chapman... a business management major.Unkyoung and George Barnett... has one sister, Kara, and one brother, Thomas... chose LMU because of its prestige academically and athletically, as well as the location and the alumni networking... chose LMU over Concordia, UCSB, Westmount, and Chapman... a business marketing major.

CHRIS BARNETT'S CAREER HIGHS
Hits: 3, Cal State Northridge, 3/5/14 | UC Santa Barbara, 5/15/13
Doubles: 1, 4 times
Triples: 1, at Saint Mary's, 3/23/13
Home runs: --
Total bases: 3, CSUN, 3/5/14 | at Saint Mary's, 3/23/13 | UC Santa Barbara, 5/15/13
RBI: 2, Cal State Northridge, 3/5/14
Runs scored: 2, Cal State Northridge, 3/5/14
Walks: 1, 4 times
Stolen bases: 1, Cal State Northridge, 3/5/14

CHRIS BARNETT'S CAREER STATS

Year	avg	gp-gs	ab	r	h	2b	3b	hr	rbi	tb	slg%	bb	hbp	so	gdp	ob%	sf	sh	sb-att	po	a	e	fld%
2012	.250	5-1	4	0	1	0	0	0	0	1	.250	0	0	0	0	.250	0	0	0-0	1	0	0	1.000
2013	.243	28-22	74	5	18	3	1	0	4	23	.311	3	3	15	4	.296	1	3	0-2	2	0	0	1.000
2014	.200	13-9	35	6	7	1	0	0	2	8	.229	1	1	11	2	.243	0	1	1-1	10	1	0	1.000
TOTAL	.230	46-32	113	11	26	4	1	0	6	32	.283	4	4	26	6	.279	1	4	1-3	13	1	0	1.000

J.D. BUSFIELD

INSIDE INFORMATION

Sophomore | RHP | 6'7 | 215 | R/R
Valencia, Calif.
Valencia HS
Undeclared Science Major

#34

COMPLETE BIO ON LMULIONS.COM

http://www.lmulions.com/sports/m-basebl/mtt/jd_busfield_864454.html

BRIEFLY

J.D. Busfield is in his second season with LMU baseball...

AT LMU

2014... registered a 1-2 record and a 5.35 ERA as a freshman... made 10 appearances and eight starts, tossing 33.2 innings... struck out 24 hitters and walked just seven (3.4 strikeout-to-walk ratio)... first collegiate appearance came against Utah Valley on February 16 (1.2 IP | H | 4 K)... first start came on February 18 at San Diego State (ND | 5.0 IP | 3 H | 2 BB | 4 K)... did not allow a run over his first 8.2 innings at the collegiate level... allowed just 1.87 walks per nine innings...

HIGH SCHOOL

A 2013 graduate of Valencia High School in Valencia, Calif... a three-year varsity letterwinner for head coach Jared Snyder... served as team captain as a senior... garnered All-City, All-Area and All-League honors as a senior... voted team MVP, Santa Clarita Valley Pitcher of the Year and Foothill League Pitcher of the Year in 2013... was selected to the Southwest Futures All-Star Game in 2012... went 7-4 with a 1.51 ERA with 68 strikeouts and six walks in 74.1 innings as a senior...

PERSONAL

John David Busfield, Jr. was born May 5, 1995 in Los Angeles, Calif... son of Karen and John Busfield... has one brother, Kevin, and one sister, Monica... also considered Pepperdine, Dartmouth, Columbia and University of San Diego, but chose LMU because he loves the campus, the whole baseball program is like a family, and he feels at home here... an undeclared science major.

J.D. BUSFIELD'S CAREER HIGHS

Innings pitched: 5.1, vs. Gonzaga, 5/23/14
Walks allowed: 2, vs. Gonzaga, 5/23/14 | #17 Pepperdine, 5/4/14 | at SDSU, 2/18/14
Strikeouts: 4, 4 times
Hits allowed: 8, at Pacific, 5/18/14
Earned runs allowed: 9, #17 Pepperdine, 5/4/14
Batters faced: 24, vs. Gonzaga, 5/23/14

J.D. BUSFIELD'S CAREER STATS

Year	era	w-l	app	gs	cg	sho	sv	ip	h	r	er	bb	so	2b	3b	hr	bf	bavg	wp	hbp	bk	sfa	sha
2014	5.35	1-2	10	8	0	0/0	0	33.2	39	24	20	7	24	10	0	2	148	.291	1	3	0	1	3
TOTAL	5.35	1-2	10	8	0	0/0	0	33.2	39	24	20	7	24	10	0	2	148	.291	1	3	0	1	3

TIM PEABODY

INSIDE INFORMATION

Sophomore | RHP | 6'2 | 205 | L/R
Tustin, Calif.
Mater Dei HS
Screenwriting Major

#36

COMPLETE BIO ON LMULIONS.COM

http://www.lmulions.com/sports/m-basebl/mtt/tim_peabody_864467.html

BRIEFLY

Tim Peabody is in his second season with LMU baseball...

AT LMU

2014... made 20 relief appearances for the Lions as a freshman, pitching to a 3-1 record and a 4.11 ERA over 30.2 innings of work... 20 appearances were fourth-most on team... held opponents to a team-best .202 batting average against while striking out 22 hitters... first collegiate appearance came at San Diego State on 2/18 (1.0 IP | 2 H | K)... earned first career victory in relief on 3/2 vs. Utah (2.0 IP | H | 2 BB)... struck out the side with the bases loaded and 0 out in 5th inning to preserve a 4-3 victory over LBSU and earn the win on March 18 (W | 1.0 IP | 3 K)... did not allow an earned run over his first 11.1 innings on the hill... limited WCC hitters to just a .200 average over 14.2 innings and nine appearances... opponents were just 5-for-39 (.128) against him with runners in scoring position...

HIGH SCHOOL

A 2013 graduate of Mater Dei High School in Tustin, Calif...earned two varsity letters playing for head coach Burt Call... also competed in football in high school...

PERSONAL

Timothy Peabody was born September 25, 1994 in Tustin, Calif... son of Nadine and Tim Peabody... mother played softball at LMU... his uncle, Tom, was a member of LMU's 1989-90 Elite Eight men's basketball team... has one brother, Matt, and one sister, Kelly... also considered Boston College, UC San Diego, and Hawai'i, but chose LMU because of strong familial ties to the school... a screenwriting major.

TIM PEABODY'S CAREER HIGHS

Innings pitched: 3.1, San Francisco, 4/5/14
Walks allowed: 2, 7 times
Strikeouts: 3, #17 Pepperdine, 5/4/14 | Long Beach State, 3/18/14
Hits allowed: 4, at BYU, 4/18/14
Earned runs allowed: 4, at BYU, 4/18/14 | Portland, 3/16/14
Batters faced: 13, at BYU, 4/18/14

TIM PEABODY'S CAREER STATS

Year	era	w-l	app	gs	cg	sho	sv	ip	h	r	er	bb	so	2b	3b	hr	bf	bavg	wp	hbp	bk	sfa	sha
2014	4.11	3-1	20	0	0	0/0	0	30.2	21	15	14	20	22	5	1	1	132	.202	5	3	0	2	3
TOTAL	4.11	3-1	20	0	0	0/0	0	30.2	21	15	14	20	22	5	1	1	132	.202	5	3	0	2	3

JACK BRKICH

INSIDE INFORMATION

Freshman | RHP | 6'6 | 190 | R/R
Tustin, Calif.
Servite HS
Finance Major

#37

COMPLETE BIO ON LMULIONS.COM
http://www.lmulions.com/sports/m-basebl/mtt/jack_brkich_925241.html

BRIEFLY
Jack Brkich is in his first season with LMU baseball...

HIGH SCHOOL
A 2014 graduate of Servite High School in Anaheim, Calif... prepped under head coach Jeff Sears...

PERSONAL
Jack M Brkich was born April 20, 1996... son of Kristin Brkich and Jack Brkich III... father played baseball at Santa Clara... a finance major.

NATHAN KEAVY

INSIDE INFORMATION

Freshman | C | 6'1 | 180 | R/R
Visalia, Calif.
Redwood HS
Business Major

#39

COMPLETE BIO ON LMULIONS.COM
http://www.lmulions.com/sports/m-basebl/mtt/nathan_keavy_925243.html

BRIEFLY
Nathan Keavy is in his first season with LMU baseball...

HIGH SCHOOL
A 2014 graduate of Redwood High School in Visalia, Calif... a three-year varsity letter winner under head coach Dan Hydash... served as team captain as a junior and senior... earned All-League honors in each of his final two seasons... All-County selection as a sophomore, junior and senior... led the West Yosemite League in home runs as a junior...

PERSONAL
Nathan Hubbard Keavy was born March 18, 1996 in Visalia, Calif... son of Tracey Bowman and Brian Keavy... has one sister, Maddy... chose LMU because it is a great school academically, is in an awesome location, and for the small class sizes... a business major.



CORY ABBOTT

INSIDE INFORMATION

Freshman | RHP | 6'1 | 210 | R/R
San Diego, Calif.
Serra HS
Business Major

#40

COMPLETE BIO ON LMULIONS.COM
http://www.lmulions.com/sports/m-basebl/mtt/cory_abbott_925240.html

BRIEFLY
Cory Abbott is in his first season with LMU baseball...

HIGH SCHOOL
A 2014 graduate of Serra High School in San Diego, Calif... prepped under head coach Chris Herrin... a four-year varsity letter winner, including serving as team captain in his senior season... All-League selection as a junior and senior... recorded the lowest ERA in Serra history as a junior (0.73)... posted a 1.52 ERA as a senior... offensively, hit .421 as a senior with 23 runs scored and 27 RBI... took home Central League Player of the Year honors as a junior and senior... Union Tribune San Diego All-Academic selection in each of his final two seasons...

PERSONAL
Cory James Abbott was born September 20, 1995 in San Diego, Calif... son of Greg Abbott... has one sister, Aunica... chose LMU because of the awesome campus and small class sizes... a business major.

TANNER DONNELS

INSIDE INFORMATION

Senior | INF/OF | 6'2 | 205 | L/R
Coto de Caza, Calif.
Tesoro HS
Sociology Major

#41



COMPLETE BIO ON LMULIONS.COM
http://www.lmulions.com/sports/m-basebl/mtt/tanner_donnels_779773.html

BRIEFLY
Tanner Donnels is in his fourth season with LMU baseball...

AT LMU
2014... hit .321 while starting all 56 games for the Lions as a junior... collected 27 runs scored, a team-best 14 doubles, team-high tying three triples and a homer to accompany 36 RBI... slugged .427 and reached at a .387 clip... average and slugging percentage were third on the team, while his on-base percentage ranked second... tied for the team lead in total bases (93)... swiped eight bases in 17 attempts... hit safely in eight straight games from March 23 to April 5 (.424 | 5 RBI | 4 multi-hit games)... hit safely in 12 straight games from February 21 to March 9... perfect 6-for-6 with the game-tying RBI single in the 11th and the game-winner in the 13th against CSUN on March 5... six hits matched a program record set by Travis Tarchione on 4/15/87... belted his lone homer of the year on March 18 vs. Long Beach State (2-for-3 | 2 R | 3 RBI)... 3-for-3 with a run scored at #17 San Diego on March 23... 3-for-4 with three RBI against #21 UCLA on April 1... collected three RBI at Long Beach State on April 8... 3-for-4 with two doubles, two runs scored and four RBI against Saint Mary's on April 12... collected 20 multi-hit games, including four three-hit efforts, finishing third on the team in that category... managed eight multi-RBI contests, second on the squad... reached safely in each of the final 11 games of the year... hit .305 with 14 runs scored, eight doubles and 17 RBI in WCC play... batted .364 with runners on base, including .354 with runners in scoring position... led the team in two-out RBI, collecting 14...

2013... started 49 of LMU's 51 games as a sophomore... finished the season hitting .246 with seven doubles, 16 runs scored and 22 RBI... 22 RBI were good for third on team... stole five bases on the year... .359 on-base percentage ranked fourth on the team... contributed a two-RBI double against Utah on 2/15... career-high tying three-hit games at #14 Oregon on 2/22, at UNLV (3/1) and vs. Bradley (3/3)... went 3-for-5 with two RBI at UNLV on 3/1... 3-for-6 with two runs scored, a double and two RBI vs. Bradley (3/3)... hit .421 (8-for-19) with four runs scored and five RBI at UNLV Rebel Classic (2/28-3/3)... hit .400 (12-for-30) with five runs scored, seven RBI and three doubles over a six-game hitting streak from 2/24-3/5... 2-for-2 with a run scored, a double and two walks vs. #23 San Diego on 4/5... 2-for-4 with career-best three RBI at San Francisco on 4/19... batted .313 with runners on base and .320 with runners in scoring position...

2012... batted .246 with nine runs scored, two doubles and a homer as a freshman... made 15 starts and appeared in 25 games... posted a .273 batting average in West Coast Conference play... reached base in six of his 14 opportunities (.429) when leading off an inning... was 3-for-9 as a pinch hitter... first career hit came in first collegiate at bat as pinch hitter on February 19... belted first career home run at BYU on April 7, part of a 2-for-3 day with two runs scored... recorded two hits against Pepperdine on May 20... posted his first career three-hit game at Santa Clara on May 27 (3-for-4)...

TANNER DONNELS' CAREER HIGHS

Hits: 6, Cal State Northridge, 3/5/14
Doubles: 2, Saint Mary's, 4/12/14 | Portland, 3/16/14
Triples: 2, #21 UC Irvine, 4/15/14
Home runs: 1, Long Beach State, 3/18/14 | at BYU, 4/7/12
Total bases: 7, Cal State Northridge, 3/5/14
RBI: 4, Saint Mary's, 4/12/14
Runs scored: 2, 9 times
Walks: 2, 7 times
Stolen bases: 2, Utah Valley, 2/16/14

HIGH SCHOOL
A 2011 graduate of Tesoro High School in Rancho Santa Margarita, Calif... earned a pair of varsity letters playing for head coach Rick Brail... batted .314 with 15 runs scored and 10 RBI as a senior... posted a .329 batting average with 24 runs scored and 11 RBI as a junior...

PERSONAL
Tanner M. Donnels was born August 3, 1993 in Houston, Texas... son of Michele and Chris Donnels... father played baseball at LMU and was part of LMU's 1986 World Series team... mother and grandfather also attended LMU... has one sister, Taryn... chose LMU because of the great sports program and education offered, and because both his parents and grandfather attended and graduated from LMU... chose LMU over Long Beach State and USC... a sociology major.

TANNER DONNELS' CAREER STATS

Year	avg	gp-gs	ab	r	h	2b	3b	hr	rbi	tb	slg%	bb	hbp	so	gdp	ob%	sf	sh	sb-att	po	a	e	fld%
2012	.246	25-15	61	9	15	2	0	1	3	20	.328	5	1	14	3	.313	0	1	1-1	17	2	0	1.000
2013	.246	50-49	167	16	41	7	0	0	22	48	.287	27	3	25	2	.359	1	9	5-11	109	3	1	.991
2014	.321	56-56	218	27	70	14	3	1	36	93	.427	16	8	33	2	.387	1	3	8-17	128	6	2	.985
TOTAL	.283	131-120	446	52	126	23	3	2	61	161	.361	48	12	72	7	.366	2	13	14-29	254	11	3	.989

JOSH BLANK

INSIDE INFORMATION

Freshman | INF | 6'3 | 215 | R/R
Huntington Beach, Calif.
Mater Dei HS
Business Finance Major

#42

COMPLETE BIO ON LMULIONS.COM
http://www.lmulions.com/sports/m-basebl/mtt/josh_blank_925257.html

BRIEFLY
Josh Blank is in his first season with LMU baseball...

HIGH SCHOOL
A 2014 graduate of Mater Dei High School in Santa Ana, Calif... two-year varsity letter winner under head coach Burt Call... served as a team captain as a senior... earned All-League honors in his final season at Mater Dei... hit .360 with three homers as a senior... helped guide his team to the NHSI Championship and a #1 national ranking as a junior... earned Offensive MVP honors as a senior...

PERSONAL
Joshua Charles Blank was born January 16, 1996 in Newport Beach, Calif... son of Sandra Ciccarella and William Blank... has one sister, Christina... chose LMU for the great education and quality baseball program... a business finance major.

JOE MURRAY

INSIDE INFORMATION

Sophomore | INF | 5'7 | 175 | R/R
Davis, Calif.
Davis HS
Political Science Major

#43

PERSONAL

Joseph William Murray was born August 23, 1995 in Davis, Calif... son of Esterlyn and Kenneth Murray... has two brothers, Gabriel and Luke... also considered Long Beach State, University of San Francisco, and Cal Poly Pomona, but chose LMU because of it's academic prestige, small class sizes, and the beautiful campus and location... a political science major.

COMPLETE BIO ON LMULIONS.COM

http://www.lmulions.com/sports/m-basebl/mtt/joe_murray_864458.html

BRIEFLY

Joe Murray is in his second season with LMU baseball...

AT LMU

2014... did not appear in a game for the Lions as a freshman...

HIGH SCHOOL

A 2013 graduate of Davis High School in Davis, Calif... a two-year varsity letterwinner for head coach Dan Arriola... served as team captain as a senior and was also named Team MVP... garnered All-Conference and All-League honors as a junior and senior... also named All-Area as a senior... hit .344 and collected 10 steals as a junior... hit .409 with six doubles, four triples, and 17 stolen bases in his last year of competition...

JOE MURRAY'S CAREER HIGHS

Hits: --
Doubles: --
Triples: --
Home runs: --
Total bases: --
RBI: --
Runs scored: --
Walks: --
Stolen bases: --

JOE MURRAY'S CAREER STATS

Year	avg	gp-gs	ab	r	h	2b	3b	hr	rbi	tb	slg%	bb	hbp	so	gdp	ob%	sf	sh	sb-att	po	a	e	fld%
2014	DID NOT APPEAR IN A GAME																						
TOTAL	.000	0-0	0	0	0	0	0	0	0	0	.000	0	0	0	0	.000	0	0	0-0	0	0	0	.000



KEVIN GLOMB

INSIDE INFORMATION

RS Senior | RHP | 6'5 | 210 | R/R
San Jose, Calif.
Bellarmine College Prep
Masters of Education

#49

COMPLETE BIO ON LMULIONS.COM

http://www.lmulions.com/sports/m-basebl/mtt/kevin_glomb_733591.html

BRIEFLY

Kevin Glomb is in his fifth season with LMU baseball, holding senior eligibility after redshirting the 2011 campaign...

AT LMU

2014... made two appearances for the Lions, tossing two innings and striking out one batter... did not factor into a decision... first appearance came on April 26 at Santa Clara (0.1 IP)... tossed 1.2 innings out of the bullpen against #17 Pepperdine on May 4...

2013... did not appear in a game as a redshirt sophomore...

2012... made 11 relief appearances as a redshirt freshman... did not record a decision while pitching to a 7.36 ERA over 11 innings of work... struck out three batters on the year... three of his 11 appearances came in WCC play... first collegiate appearance came on February 25 vs. Cal Poly...

2011... utilized his redshirt season...

HIGH SCHOOL

A 2010 graduate of Bellarmine College Preparatory in San Jose, Calif... a two-year varsity starter for coach Michael Rodriguez... served as team captain as a senior... named All-Conference and All-WCAL as a senior... notched 11 saves and sported a 0.94 ERA with 25 strikeouts in 15 games as a senior... also played football in high school...

PERSONAL

Kevin Martin Glomb was born August 28, 1991 in San Jose, Calif... son of Margaret and Christian Glomb... father played basketball at Santa Clara... has two brothers, Michael and Matt, and a sister, Katie... Michael was a member of the LMU baseball team from 2004-08... sister played volleyball at LMU in 2005... also recruited by San Diego, Santa Clara, Gonzaga, Cal Poly and San Diego State, but chose LMU because of the location, and the fact that his brother played baseball at LMU... earned a degree in business administration with an emphasis in finance in 2014, and is currently enrolled in LMU's masters of education program.

KEVIN GLOMB'S CAREER HIGHS

Innings pitched: 2.1, at Cal State Fullerton, 2/29/12
Walks allowed: 2, San Francisco, 4/14/12
Strikeouts: 1, 4 times
Hits allowed: 6, #17 Pepperdine, 5/4/14
Earned runs allowed: 4, #17 Pepperdine, 5/4/14 | at San Diego State, 5/15/12
Batters faced: 12, #17 Pepperdine, 5/4/14

KEVIN GLOMB'S CAREER STATS

Year	era	w-l	app	gs	cg	sho	sv	ip	h	r	er	bb	so	2b	3b	hr	bf	bavg	wp	hbp	bk	sfa	sha
2012	7.36	0-0	11	0	0	0/0	0	11.0	20	11	9	5	3	2	0	1	57	.426	0	3	0	1	1
2014	18.00	0-0	2	0	0	0/0	0	2.0	6	4	4	1	1	1	0	1	13	.545	0	0	0	1	0
TOTAL	9.00	0-0	13	0	0	0/0	0	13.0	26	15	13	6	4	3	0	2	70	.448	0	3	0	2	1

TYLOR MEGILL

INSIDE INFORMATION

Freshman | RHP | 6'7 | 230 | R/R
Huntington Beach, Calif.
Los Alamitos HS
Undeclared Major

#50

COMPLETE BIO ON LMULIONS.COM
http://www.lmulions.com/sports/m-basebl/mtt/tylor_megill_925244.html

BRIEFLY
Tylor Megill is in his first season with LMU baseball...

HIGH SCHOOL
A 2014 graduate of Los Alamitos High School in Los Alamitos, Calif... finished high school ranked the 92nd best high school player in the Country by Perfect Game... earned a spot in the Area Code Showcase in 2012 and 2013... competed in the Alaska Baseball League as a freshman and was named an All-Star... 2014 Perfect Game second team All-American... All-Region selection as a senior...

PERSONAL
Tylor J. Megill was born July 28, 1995 in Long Beach, Calif... son of Julie and Kevin Megill... brother, Trevor, also plays baseball for the Lions... father was a rower... has one sister, Ryleigh... chose LMU because he loves the surrounding area as well as the baseball program and coaches... is undeclared on a major.

2015 LMU BASEBALL

THE COACHING STAFF

HEAD COACH JASON GILL

SEVENTH SEASON AT LMU

166-165 Overall | 72-66 WCC
2012 USA Baseball Collegiate National Team Assistant Coach
Guided LMU to WCC Championship Series in '09 and WCC Tourney in '14
32 All-Conference Selections at LMU
17 LMU Players Selected in MLB Draft
Alma Mater | Cal State Fullerton, '96

#6

Jason Gill enters his seventh year at the helm of the LMU baseball program with the 2015 season. Under Gill's guidance, LMU has accumulated 32 All-WCC selections, three Freshmen All-Americans, two WCC Defensive Players of the Year, an ABCA All-West Region selection, two WCC Freshmen of the Year, 19 Academic All-Conference selections, an Academic All-District selection, and 17 players drafted in the MLB Draft.

Gill's incoming class for the 2014 season was tabbed as the 34th-best in the nation according to Collegiate Baseball. LMU was just one of four non-BCS schools to make the list, and just one of five private schools lauded. The class was also tied for the best in the West Coast Conference. The Lions finished 2014 with a 32-24 overall record (best since 2004) and a 17-10 mark in the WCC to claim second place and a spot in the WCC Championship Tournament. David Fletcher and Austin Miller earned first team Freshman All-American honors, including becoming the first duo to be tabbed in the same year by Baseball America. Fletcher also took home WCC Defensive Player of the Year in his freshman season, keeping the award with the Lions for the second straight year.

The 2013 season saw Gill's arsenal of talented pitchers finish the year with an LMU record 3.17 ERA, led by a trio of All-WCC selections in right-handers Colin Welmon, Aaron Griffin and Patrick McGrath. The Lions also featured the WCC Defensive Player of the Year in Colton Plaia and honorable mention selections in David Edwards, Zac Fujimoto and Cullen Mahoney.

Gill guided his 2012 squad to a share of third place in the West Coast Conference. In a year that saw the Lions earn the 23rd spot in Baseball America's Top-25 recruiting classes, Gill helped his players to six All-WCC selections at the end of the season, including freshmen Trevor Megill and Colin Welmon as staples of the class. Reaching a coaching milestone, Gill earned his 100th career victory on April 20, 2012, a 5-3 victory over Portland.

At the conclusion of the 2012 campaign, Gill spent the summer of 2012 serving as an assistant coach for the USA Baseball Collegiate National Team, helping the squad to a 12-5 record and a bronze medal after fin-

LMU CAREER COACHING RECORDS (SINCE 1968)

Coach	Years at LMU	Overall	Conference
Al Gad	1968-1969 (2)	51-37	21-19
Marv Wood	1970-1984 (15)	371-451-1	166-181-1
Dave Snow	1985-1988 (4)	161-82-1	59-35-1
Chris Smith	1989-1991 (3)	122-63-1	68-25
Jody Robinson	1992-1996 (5)	92-188	53-90
Frank Cruz	1997-2008 (12)	329-356-3	173-154
Jason Gill	***2009-Present (6)***	***166-165***	***72-66***
Totals	**1968-2014 (47)**	**1,292-1,342-6**	**612-570-2**

GILL VITALS

BORN: April 7, 1970
HIGH SCHOOL: Mater Dei High School

COLLEGE EDUCATION:
Cal State Fullerton, Bachelor of Arts, 1996

COACHING EXPERIENCE:

2009-Present:	Head Coach, LMU
2012:	Assistant Coach, USA Baseball Collegiate National Team
2008:	Assistant Coach, Oregon
2005-07:	Assistant Coach, Cal State Fullerton
2001-04:	Assistant Coach, UC Irvine
1999-00:	Assistant Coach, LMU
1997-98:	Assistant Coach, Nevada
1995-96:	Undergraduate Assistant, Cal State Fullerton

PLAYING EXPERIENCE:

1994:	Cal State Fullerton
1993:	Cal State Dominguez Hills
1991-92:	Cuesta College

BY THE NUMBERS (AS PLAYER OR COACH):

Postseason Appearances	9
Conference Championships	6
Trips to Omaha	4
Conference Players of the Year Coached	4

BY THE NUMBERS (AT LMU):

All-WCC Selections	32
Freshmen All-Americans	3
WCC Freshmen of the Year	2
WCC Defenisve Players of Year	2
ABCA All-West Region Selections	1

COACHING CAREER RECORD:

YEAR	OVERALL	PCT.	WCC	PCT	NOTES
2009	30-29	.508	13-8	.619	WCC Champ. Series
2010	23-33	.411	5-16	.238	
2011	30-25	.545	11-10	.524	
2012	27-27	.500	14-10	.583	
2013	24-27	.471	12-12	.500	
2014	32-24	.571	17-10	.630	WCC Champ. Tourney
Totals	**166-165**	**.502**	**72-66**	**.522**	

ishing 5-2 at Honkbal Week hosted at Pim Mulier Stadium in the Netherlands.

Gill's 2011 Lions posted an overall record of 20-25, the best record since 2004 to that point. The Lions, who finished tied for third in the West Coast Conference, began the year with a 7-1 record and closed the year by winning four of their last five games. Gill and his coaching staff also guided the LMU pitching staff to a 3.25 team ERA in 2011. The Lions placed five players on All-Conference teams, while four were taken in the MLB draft, including three in the first 12 rounds for the first time since 2005.

The 2010 season saw the Lions record a series sweep over perennial powerhouse Cal State Fullerton, including a victory over then-No. 9 Fullerton on May 18, and a series victory over Fresno State on the road. The 2010 season also culminated in the first All-American selection under Gill as a head coach, as 2010 West Coast Conference Freshman of the Year Matt Lowenstein was named a Freshman All-American by Collegiate Baseball Newspaper and Ping!Baseball.

LMU finished in second place in the WCC in 2009 after posting a 30-29 overall record and a 13-8 mark in conference play to earn a spot in the WCC Championship Series. The Lions' 8-2 start in 2009 was the best since the 1988 season, and it was also the best start over the first 10 games for a first-year skipper in LMU program history. Gill's 2009 squad finished the year with a 9-2 record against ranked-opponents, including recording a four-game sweep of then-defending National Champion Fresno State and a crucial three-game sweep over WCC-foe San Diego. Proving they can play with any team in Southern California, widely considered one of the toughest regions in the country, LMU also knocked-off perennial powerhouses, then-No. 5 UC Irvine and sixth-ranked Cal State Fullerton, in 2009. Although those victories were highlights for LMU players and fans alike, they were likely even bigger for Gill, as he coached at both programs after taking the field as a player for the Titans in 1994.

For the four years preceding his start as LMU's seventh skipper in program history, Gill worked under head coach George Horton at Oregon and Cal State Fullerton, serving as an infield coach, recruiting coordinator and as a primary hitting instructor. Gill is no stranger to starting a program from the ground up, taking on the task twice, most recently at the University of Oregon. Gill was Horton's first hire as both men left Cal State Fullerton to begin the reconstruction of the Duck baseball program in 2007. Always considered one of the best recruiters in college baseball, Gill's 2007 recruiting class was ranked in the top-10 in the nation by both Collegiate Baseball and Baseball America.

In the three years preceding the move to Eugene, Ore., the Titans made it to Omaha and the College World Series twice, won two Big West Conference titles and had 35 players drafted. The three-year stint under Horton was Gill's second on the Fullerton coaching staff, having started his coaching career as an undergraduate assistant for legendary skipper, and Division I baseball's all-time winningest coach, Augie Garrido.

LMU RECORDS UNDER GILL

Team	Overall	WCC	Weekend Series	Last Victory	Score	Last Loss	Score
Albany	4-0	--	1-0	March 28, 2010	7-4	--	--
Arizona	0-3	--	0-1	--	--	May 11, 2009	7-6
Bradley	1-0	--	--	March 3, 2013	23-10	--	--
BYU	3-6	3-6	0-3	April 17, 2014	2-0	April 19, 2014	4-2
Cal Poly	3-8	--	0-2	March 13, 2011	11-5	February 26, 2012	9-6
Cal State Bakersfield	4-2	--	1-0	May 9, 2011	8-2	May 26, 2010	13-9
Cal State Fullerton	5-4	--	--	March 26, 2013	3-2	February 29, 2012	6-2
Cal State Northridge	9-4	--	1-1	March 5, 2014	12-11	March 20, 2012	12-1
Fresno State	7-1	--	2-0	March 20, 2010	5-2	March 21, 2010	16-10
Gonzaga	10-12	8-10	3-3	May 23, 2014	7-4	March 29, 2014 (GM 1)	10-5
Hawai'i	3-7	--	0-1-1	February 28, 2013	9-0	March 2, 2013	8-3
Holy Cross	3-0	--	1-0	March 1, 2009	14-3	--	--
Indiana	2-1	--	1-0	March 16, 2012 (GM 2)	9-0	March 15, 2012	3-1
Long Beach State	7-7	--	0-1	April 8, 2014	8-2	April 30, 2013	3-1
Minnesota	1-0	--	--	March 5, 2010	4-3	--	--
Nevada	4-2	--	1-1	March 23, 2012	7-1	March 25, 2012	6-3
Northern Kentucky	3-0	--	1-0	March 9, 2014	13-10	--	--
Northwestern	0-1	--	--	--	--	March 6, 2010	3-0
Oklahoma State	2-2	--	0-1	March 9, 2013	5-2	March 10, 2013	4-3
Oregon	1-6	--	0-2	February 22, 2013	7-2	February 23, 2014	4-3
Pacific	2-1	2-1	1-0	May 17, 2014	2-1	May 18, 2014	6-2
Pepperdine	7-13	7-11	1-5	May 3, 2014	3-1	May 24, 2014	6-1
Portland	8-10	8-10	3-3	March 16, 2014	8-7	April 28, 2013	2-1
Saint Mary's	13-5	13-5	5-1	April 13, 2014	7-5	March 24, 2013	2-0
San Diego	12-6	12-6	5-1	March 22, 2014	5-3	March 23, 2014	8-1
San Diego State	2-2	--	--	April 29, 2014	7-1	February 18, 2014	9-2
San Francisco	7-11	7-11	2-4	April 6, 2014	5-4	April 5, 2014	9-3
Santa Clara	12-6	12-6	4-2	April 25, 2014	6-5	April 27, 2014	8-7
Texas	1-1	--	0-0-1	March 11, 2012 (GM 1)	1-0	March 11, 2012 (GM 2)	3-1
UC Irvine	3-9	--	0-2	April 15, 2014	7-2	February 25, 2014	3-2
UC Riverside	8-7	--	1-0	April 9, 2013	10-3	May 13, 2014	9-6
UC Santa Barbara	4-8	--	1-1	March 4, 2012	7-5 (10)	May 15, 2013	11-3
UCLA	3-4	--	0-1	March 4, 2014	6-1	April 22, 2014	3-0
UNLV	2-2	--	1-0	February 19, 2012	6-2	March 1, 2013	6-5
USC	1-10	--	--	April 10, 2012	8-5 (12)	March 25, 2014	4-2
Utah	7-3	--	3-0	March 2, 2014	4-1	March 1, 2014 (GM 1)	7-6
Utah Valley	2-1	--	1-0	February 16, 2014	9-2	February 15, 2014	5-3
All-Time Records	**166-165**	**72-66**	**Six Seasons**				

In that first term, Gill served essential roles on both the 1995 National Championship and 1996 Fullerton squads.

Before his return to Fullerton, Gill spent three seasons as an assistant coach and recruiting coordinator for UC Irvine, as the coaching staff resurrected the baseball program from extinction. After just three years of developing the program, Gill helped lead UCI to a NCAA Regional in 2004.

Furthering his reputation as a standout recruiter, the Anteaters' 2002 recruiting class was ranked eighth in the country by Baseball America, with the following two classes among Collegiate Baseball's top-30. Overall, Gill has served as a collegiate recruiting coordinator directly for seven years, recording six recruiting classes in the top-30 and two in the top-10 over that span.

Prior to UCI, Gill was an assistant coach at Loyola Marymount where he helped guide the Lions to their most recent WCC titles and playoff berths in 1999 and 2000. Over that two-year span, nine LMU players moved on to professional baseball. Perhaps the most successful draft year in LMU history, Gill watched six of his Lion ballplayers sign professional contracts in 2000, including one player in each of the first three rounds.

Coach Gill also served two years as an assistant coach at Nevada in 1997 and 1998. While there, the Wolfpack made the postseason for just the second time in school history. Serving as the team's hitting coach and working closely with the infielders, Gill guided the 1997 team to nine offensive team records at Nevada. In addition, his tutelage of the infielders was instrumental in placing Nevada first in the country in double plays in both seasons.

Before embarking on his coaching career, Gill played one year at Cal State Fullerton, hitting .345, scoring 28 runs and starting 43 games at third base as a senior. That year, the All-Big West Conference infielder helped the Titans to a 47-16 overall record and a College World Series berth. Gill started his collegiate career playing two seasons at Cuesta College before playing his junior campaign at Cal State Dominguez Hills.

Overall, Coach Gill has been to Omaha four times as a player and a coach. In addition, he has been to the postseason a total of nine times, coached four Conference Players of the Year, including three infielders directly under his guidance, and been a part of six Conference Championships.

A local product who prepped at Mater Dei High School in Santa Ana, Calif., Gill received his bachelor's degree from Cal State Fullerton in kinesiology in 1996. Gill, who was born on April 7, 1970, lives with his wife, Kacey, and his son, Shane.

MAJOR LEAGUERS WHO HAVE PLAYED UNDER GILL

Draft Year	Name	Round | Pick	Team	MLB Debut
2009	Ryan Wheeler	5th | 156	Arizona Diamondbacks	July 20, 2012
2009	Khris Davis	7th | 226	Milwaukee Brewers	April 1, 2013
2006	Blake Davis	4th | 115	Baltimore Orioles	June 22, 2011
2006	Justin Turner	7th | 204	Cincinnati Reds	September 8, 2009
2006	Bret Pill	7th | 206	San Francisco Giants	September 6, 2011
2006	Vinnie Pestano	20th | 611	Cleveland Indians	September 23, 2010
2005	Ricky Romero	1st | 6	Toronto Blue Jays	April 9, 2009
2000	Billy Traber	1st | 16	New York Mets	April 4, 2003
2000	Michael Schultz	2nd | 69	Arizona Diamondbacks	April 20, 2007
2000	Joe Inglet	8th | 246	Cleveland Indians	June 21, 2006
2000	Ryan Church	14th | 426	Cleveland Indians	August 21, 2004
1999	Reed Johnson	17th | 523	Toronto Blue Jays	April 17, 2003
1999	Lyle Overbay	18th | 538	Arizona Diamondbacks	September 19, 2001
1998	Aaron Rowand	1st | 35	Chicago White Sox	June 16, 2001
1998	Corky Miller	FA | FA	Cincinnati Reds	September 4, 2001
1997	Matt Wise	6th | 177	Anaheim Angels	August 2, 2000
1997	Mike Lamb	7th | 227	Texas Rangers	April 23, 2000
1997	Andy Dominique	26th | 776	Philadelphia Phillies	May 25, 2004
1996	Mark Kotsay	1st | 9	Florida Marlins	July 11, 1997
1996	Jeremy Giambi	6th | 169	Kansas City Royals	September 1, 1998

ASSISTANT COACH BRYANT WARD

FIFTH SEASON AT LMU

Recruiting Coordinator | Infield Coach | Hitting Coach | 3rd Base Coach
Two Baseball America Top-25 Recruiting Classes in Four Years at LMU
71 Former Players Have Played Professionally
LMU is 113-103 in Four Years at LMU
Eight Players Drafted from LMU
Alma Mater | East Carolina, '03

#23

Bryant Ward begins his fifth season as an assistant coach with the Lions in 2015 after joining the LMU coaching staff in 2011 as the Recruiting Coordinator, Infield Coach, and Third Base Coach. This past season, Ward added the title of hitting coach to his duties. In Ward's first season as LMU's hitting coach, the Lions showed a substantial jump in all major offensive categories, including posting their highest team batting average in the BBCORE era and the third-best in the state of California for 2014. Ward's defense, highlighted by 2014 WCC Defensive Player of the Year David Fletcher, also put on quite the show in 2014, managing an LMU-record .973 fielding percentage (second in the WCC) and 53 double plays turned to lead the WCC and state of California.

LMU ASSISTANT COACH (2011 - CURRENT):
- 113-103 Overall Record with Ward on Staff
- 32-24 Record in 2014 - Best LMU Record Since 2004
- 22 All-West Coast Conference Selections
- 2 First Team National Freshman All-American Selections (2014) - 1 of 3 Schools to Accomplish (Miami/Vanderbilt)
- 8 Players Drafted

LMU RECRUITING COORDINATOR (2011 - CURRENT):
- Ward began to establish himself as one of the nation's top recruiters when he brought a 2011 Top-25 recruiting class (#23 by Baseball America) to LMU in just his first year - the first Top-25 class in 15 years for the Lions
- Ward's 2013 class was ranked #22 in the country according to Baseball America, giving the Lions two Top-25 classes in three years
- Two of Ward's four recruiting classes at LMU have been ranked in the Top-25 in the country according to Baseball America
- LMU is one of only six private schools that have had a Top-25 recruiting class in two of the last four years (LMU | Miami | Stanford | TCU | USC | Vanderbilt)*
- Only two Non-BCS schools have had a Top-25 recruiting class in two of the last four years (LMU | Cal State Fullerton)*
- LMU is the only non-BCS private school to have a Top-25 recruiting class in two of the last four years*
- LMU is the only WCC school to have a Top-25 recruiting class in two of the last four years*

* - Based on Baseball America Rankings

DAYS IN SOUTH FLORIDA (2007 - 2010):
- Served as USF's hitting coach, third base coach, and was in charge of overall development for position players
- The year prior to Ward's arrival at USF, the Bulls posted a 23-35 record with a .268 batting average
- In Ward's four years in Tampa, the Bulls had a 125-110 overall record and a team batting average of .295
- The 2009 squad hit .315 - the highest team batting average since 1997
- Two hitters posted consecutive individual BIG EAST batting titles in 2008 and 2009
- Four hitters earned Freshman All-American honors, including Ryan Lockwood who was named 2008 College Baseball News Freshman of the Year
- 27 Bulls were selected in the MLB draft during Ward's four years

HISTORY WITH COACH GILL (2005 - 2006):
- Ward and LMU Head Coach Jason Gill worked together with the Cal State Fullerton baseball program in 2005 and 2006
- With Gill and Ward at Cal State Fullerton, the Titans compiled a two-year record of 96-33, and advanced to the College World Series in 2006
- The Titans finished the 2006 season hitting .313 with 43 home runs, while ranking in the top-five in each of the year's final polls
- In his first season with the Big West Conference power in 2005, Ward saw the Titans post a 46-18 record en route to hosting the Super Regional
- In their two years together at Cal State Fullerton, 31 players were selected in the MLB draft, with six reaching the Major Leagues

PLAYING DAYS:
- Four-year letterman at East Carolina University
- Ward helped guide the Pirates to a 182-67 record and four consecutive NCAA Regionals (three #1 seeds | one #2 seed) and a 2001 Super Regional
- Left ECU in 2002 as the winningest player in school history
- Finished his ECU career ranked fifth in games played (194), seventh in at-bats (687), and third in doubles (50)
- In 2001, Ward earned first team All-CAA, second team All-East Region and NCAA All-Wilson Regional honors, while leading the Pirates in batting average (.368) and doubles (22)
- ECU went 47-13 in 2001, earning the school's first-ever national seed (No. 7)
- As a senior team captain in 2002, Ward guided East Carolina to a 43-20-1 record - the Pirates earned a No. 24 national ranking, secured their first-ever Conference USA Tournament title, and notched their fourth-straight NCAA postseason appearance

PERSONAL PROFILE:
- Ward and his wife, Anna, reside in Hermosa Beach with their daughter, Harper Iris Ward (3), and son, Jackson Bryant Ward (1)
- Earned a Communication Degree from East Carolina University in 2003
- Born and raised in Greenville, N.C.
- Ward currently wears the #23 uniform in honor of his college coach, the late Keith LeClair
- Six players on Ward's East Carolina team are currently Division I college baseball coaches
- In Ward's 10-year career at the Division I level, 71 of his former players have gone on to careers in professional baseball - 8 have reached the Major Leagues
- Bryant's older brother, James Harvey Ward, lives in Hollywood and works as an actor in the Film & Television industry
- Ward's younger sister, Mary Kate, lives in Raleigh N.C. and was also a graduate of East Carolina University
- Ward (AFAA certified) used personal training to help supplement his pay early in his coaching career

ASSISTANT COACH DAN RICABAL

FOURTH SEASON AT LMU

Pitching Coach
Six Years as Pitching Coach in Los Angeles Angels Organization
2013 Team ERA (3.17) Lowest in LMU History
Combined 3.80 Team ERA in Three Years at LMU
Six-Year Professional Baseball Playing Career
Alma Mater | Cal State Fullerton, '94

#15

Dan Ricabal, who spent six years serving as a pitching coach at various levels in the Los Angeles Angels of Anaheim organization prior to coming to LMU, will begin his fourth season as LMU's pitching coach during the 2015 campaign. Ricabal, who was teammates with LMU head coach Jason Gill at Cal State Fullerton in 1994, helped guide LMU to a 32-24 overall record (best since 2004) and a 17-10 mark in the WCC to claim second place and a spot in the WCC Championship Tournament in 2014.

Over the three years as LMU's pitching coach, Ricabal has guided his staff to a 3.80 ERA, including posting Top-10 LMU season ERAs in each year. Ricabal is also responsible for developing three of LMU's Top-10 best individual season ERAs, including Colin Welmon's 2.30 ERA in 2013 - good for fourth overall on the list and the best mark since 1971. Training under Ricabal in his first three seasons, Welmon enters 2015 with the third-best ERA in LMU history (2.86).

The 2013 season saw the Lions finish with a 24-27 overall record in 2013, including a 12-12 mark in the WCC. Ricabal's pitching staff finished the year with an LMU record 3.17 ERA, led by a trio of All-WCC selections in right-handers Welmon, Aaron Griffin and Patrick McGrath (honorable mention).

Ricabal helped guide LMU to an even 27-27 overall record and a 14-10 mark in the WCC during the 2012 season. The conference record saw the Lions finish tied for third. Working with a young pitching staff, Ricabal guided freshmen right-handers Trevor Megill and Colin Welmon to All-WCC selections, including an honorable mention nod for Megill.

Prior to joining the Lion family, Ricabal guided the Inland Empire 66ers to the wild card round of the 2011 Class-A Advanced Southern Division playoffs. Including the 2011 playoff berth, Ricabal went to the postseason in five of the six years coaching in professional baseball.

"We are lucky to be able to add an experienced pitching coach the caliber of Danny Ricabal to the organization," Gill said of Ricabal's hire. "Danny has a proven track record of success as a pitching coach from Division I to professional baseball, and he has worked with some of the best pitchers in the game at all different levels of play. As a collegiate athlete, Danny pitched in Omaha and knows what it takes to get there. He has coached at the Division I level and has a clear understanding of how to get his pitchers to reach their full potential. There are few coaches in the college ranks that have the experience of pitching in Omaha, coaching Division I and coaching in professional baseball. He is the total package, and the LMU baseball program made big strides in our quest to be champions with the addition of Danny Ricabal."

Ricabal began his coaching career in 2000 as the pitching coach for College of the Canyons before serving as an administrative assistant at Cal State Fullerton in 2001. Ricabal spent his next three seasons with another Big West ballclub, serving as pitching coach and recruiting coordinator for UC Santa Barbara. While there, he worked with numerous pitchers who would go pro, including Virgil Vasquez who most recently pitched in the Major Leagues for the Pittsburgh Pirates.

After the three years with the Gauchos, Ricabal moved on to the professional ranks, spending his first two seasons with the Arizona League Angels (2006) and Class-A Cedar Rapids Kernels (2007). His 2006 squad led the Arizona League in ERA at 2.39, while he also helped Vladimir Veras to an 8-2 record and a 1.35 ERA en route to Pitcher of the Year accolades. Ricabal's staff once again led the League in ERA in 2007, as Cedar Rapids posted a mark of 3.21, guided by the pitching of Organizational Pitcher of the Year Sean O'Sullivan. That squad also set a Midwest League record for fewest walks allowed in a season, issuing just 303 at a rate of 2.30 per nine innings.

Prior to taking the role of pitching coach with Inland Empire, Ricabal spent the previous three seasons with the Rancho Cucamonga Quakes from 2008-10. While working with the Quakes in 2008, Ricabal saw O'Sullivan post a league record of 16 wins while also helping to develop Major Leaguers Trevor Bell, Bobby Cassevah, David Herndon and Jordan Walden. Add Tyler Chatwood and Garrett Richards to those names, and Ricabal developed many of the young arms that helped the Angels to the best ERA in the American League in 2011.

In his two years at Fullerton, Ricabal compiled an impressive 23-4 record under Division I baseball's all-time winningest coach Augie Garrido. Ricabal went 12-1 with a 2.81 ERA his senior season in 1994, including a 2-0 record in the College World Series. He was an All-American selection his junior season, posting an 11-3 record. Prior to his success at Fullerton, Ricabal was a Junior College All-American at Cerritos College where he compiled a 10-1 record in 1992.

Signed by the Dodgers as a free agent in 1994, Ricabal went 5-1 with a 0.31 ERA and 12 saves in his first season at Yakima. Ricabal holds the Florida State League record for most appearances in a season with 75 for Vero Beach in 1997. In the 1996 South Atlantic League finals, Ricabal tossed eight shutout innings in relief for a game-three win before converting on a save in the nightcap to lock up the League Championship. The right-hander finished his professional career with the San Francisco Giants organization in 1999.

Ricabal, who owns the Play Hard Baseball Club, a youth baseball academy in Pasadena, Calif., grew up in Rosemead, Calif., and was a graduate of San Gabriel High School. He earned a degree in Business Management from the University of Phoenix in November 2012.

VOLUNTEER ASSISTANT COACH
BOBBY ANDREWS

THIRD SEASON AT LMU

Outfield Coach | 1st Base Coach
Four-Year Career in Baltimore Orioles Organization
2004 National Champion
Alma Mater | Cal State Fullerton, '10

#14

Bobby Andrews begins his third year at LMU with the 2015 season, serving his second season as the volunteer assistant coach after a year as a Director of Baseball Operations. Andrews came to the bluff after a successful four-year playing career in the Baltimore Orioles organization and two years in Independent League baseball.

Andrews helped guide LMU to a 32-24 overall record (best since 2004) and a 17-10 mark in the WCC to claim second place and a spot in the WCC Championship Tournament in 2014.

Like he has virtually throughout his tenure, head coach Jason Gill dipped into the former players of Cal State Fullerton file to find a coach in Andrews. Andrews was drafted out of Cal State Fullerton in 2005, going in the seventh round to the Orioles. While at Fullerton, the speedy outfielder helped guide the Titans to a 2004 National Championship serving as its starting right fielder. Andrews hit .325 for the Titans in that Championship year, collecting 21 runs scored and 15 RBI as a sophomore. In his final campaign, Andrews hit .297 with 13 stolen bases and 23 RBI.

Prior to heading to Fullerton, Andrews was a standout player at Rancho Buena Vista High School. There, he helped his team to a DI CIF Championship in 2002 and was named High School Male Athlete of the Year. Always coaching, Andrews worked as an individual instructor at the ACA Sports Academy in San Marcos, Calif. during the off seasons from 2003-08 before beginning an ongoing role as a head coach for Big Fly Athletics in Carlsbad, Calif. in 2008.

Andrews earned his degree in communications with an emphasis in entertainment studies from Cal State Fullerton in 2010.

DIRECTOR OF OPERATIONS
MATT FLORER

FIRST SEASON AT LMU

Works Closely with Dan Ricabal and the LMU Pitching Staff
Guided Mission Viejo HS to Best ERA (1.87) in School History in 2014
Made 73 Total Appearances (11 starts) as a Lion Over Four-Year Career
Threw Second No-Hitter in LMU History (4/23/13 vs. Cal State Northridge)
Alma Mater | LMU, '13

Matt Florer begins his first season on the LMU coaching staff in 2015, serving as the Director of Baseball Operations. Florer, who finished his playing career as a Lion in 2013, threw only the second no-hitter in LMU history on April 23, 2013 against Cal State Northridge.

Prior to his return to the LMU baseball program, Florer spent a year working in politics serving as an office manager and working on a special election campaign in Orange County, Calif. Never wanting to leave baseball, he also spent the year serving as the pitching coach at his former school, Mission Viejo High School, where he guided the team to a school record 1.87 team ERA.

The left-handed pitcher finished his Lion career with a 5-7 overall record, making 11 starts and 73 career appearances on the mound for LMU. As a sophomore in 2011, Florer went 3-1 with a 2.41 ERA over a team-high 26 appearances.

Florer graduated from LMU in 2013 with a degree in communication studies.

ATHLETIC TRAINER
STEVE CORTEZ

EIGHTH SEASON AT LMU

NSCA Certified Strength and Conditioning Specialist
American Red Cross CPR/AED Professional Rescuer
2004 Athletic Trainer for Los Angeles Angels - Mesa, Ariz.
Alma Mater | Cal State Fullerton, '04

Steve Cortez joined the LMU Athletic Training staff in January of 2008 and works primarily with the baseball, men's rowing and women's volleyball programs.

Prior to joining LMU, Cortez worked as the Head Athletic Trainer and teacher at St. Paul High School in Santa Fe Springs, Calif. beginning in August of 2006. Cortez, who has spent stints working as an Athletic Trainer for FedEx and as a personal trainer at 24 Hour Fitness, got his start in athletic training as a student athletic trainer at Cal State Fullerton in August of 2001. After finishing college, Cortez took an internship with the Anaheim Angels Baseball Club in July of 2003, which led to a job as an athletic trainer for the Angels in Mesa, Ariz. during the 2004 season.

Cortez received a Bachelor of Science degree in kinesiology from Cal State Fullerton in 2004, graduating Cum Laude. A member of the National Athletic Trainers' Association since 2003, Cortez is a National Strength and Conditioning Association certified strength and conditioning specialist, and is also certified by the American Red Cross for CPR/AED for the professional rescuer.

Cortez currently resides in Downey, Calif. with his wife, Elaine.

ASSISTANT AD - EXTERNAL
TYLER GEIVETT

EIGHTH SEASON AT LMU

Primary Media Relations Contact for LMU Baseball
Radio Broadcaster for LMU Baseball Road Games
Alma Mater | UC Santa Barbara, '07

Tyler Geivett is in his eighth year working in the LMU Athletics department, including his second as Assistant Athletics Director, External Communications.

Under his current title, Geivett serves as the primary media relations contact for the LMU baseball, volleyball, swimming, rowing, and tennis programs. His day-to-day tasks include updating and maintain team websites at LMULions.com, including writing daily game recaps and weekly releases, creating and updating players and coaches biography pages, generating stories and features, posting stats, and updating results.

In addition to his duties as a media relations contact, Geivett also travels with the LMU baseball program and serves as the radio broadcaster for all road games. Having called 200-plus LMU baseball games so far in his career, he is preparing to begin his eighth season on the air in 2015. Following the conclusion of the 2015 LMU baseball season, he will spend the summer in Missoula, Mont. broadcasting Minor League Baseball games for the Missoula Osprey of the Pioneer League.

Prior to beginning his tenure at LMU, Geivett earned a degree in psychology with a minor in sport management from the University of California, Santa Barbara. Following his graduation, he worked the 2007 Major League Baseball season in the public relations department for the Oakland Athletics.

While working in the LMU Athletics department, Geivett earned a master's degree in education from LMU in 2012. The native of West Sacramento, Calif. currently resides in Playa del Rey with his wife, Lesley Ann.

2015 LMU BASEBALL

2014 REVIEW

A LOOK BACK AT 2014

A FEW NOTES

• LMU finished the 2014 season with a 32-24 overall record and a 17-10 mark in the West Coast Conference to place tied for second overall. LMU went 20-10 at home, including 13-5 in the first season under the lights at Page Stadium.

• The Lions were the number two seed in the 2014 WCC Championship Tournament, eventually falling to top-seeded Pepperdine in the Championship game. Colin Welmon, David Fletcher and Tanner Donnels were named to the All-Tournament team.

• David Fletcher and Austin Miller earned first team Freshman All-American honors, including becoming the first duo to be tabbed in the same year by Baseball America.

• Fletcher also took home WCC Defensive Player of the Year in his freshman season, keeping the award with the Lions for the second straight year.

• Miller earned WCC Freshman of the Year for the Lions for the first time since 2010 (Matt Lowenstein).

• Lions reached 30 wins for the third time in six years under head coach Jason Gill, and the 32 wins were the most since recording 32 in 2004 (32-22-1).

AWARDS AND HONORS

• LMU freshmen Austin Miller and David Fletcher highlighted the All-West Coast Conference selections for the Lions, as Miller took home Freshman of the Year honors and Fletcher nabbed LMU's second consecutive Defensive Player of the Year. Miller and Fletcher, who were joined by freshman Ted Boeke on the All-Freshman team, also earned a spot on the first team All-WCC squad. LMU right-handers Bret Dahlson and Colin Welmon also earned a spot on the first team, while Boeke was named to the honorable mention squad. The first team selection was the second in as many years for Welmon. LMU's four first-team selections are the most since tallying five in 2000.

• Brandon Horth earned Academic All-WCC honors for the second straight year at the end of the season. Horth, an entrepreneurship major, carried a 3.42 GPA into the summer.

• Having already been named Freshmen All-Americans according to Collegiate Baseball and the National Collegiate Baseball Writer's Association, freshmen Austin Miller and David Fletcher, who was also named to the ABCA All-West Region second team, took home Baseball America Freshman All-American selections. The selections from Baseball America were the first for the Lions since Scott Walter was tabbed a first-teamer in 1998. It marked the first time in LMU history that the Lions have registered a pair of Baseball America Freshmen All-Americans in the same year.

• LMU earned four West Coast Conference Player/Pitcher of the Week selections in 2014. Colin Welmon took home a pair of Pitcher of the Week selections, claiming his first on March 24 before earning the final of the season on May 19. Tommy Cheek earned Player of the Week on March 17 before Austin Miller was tagged Player of the Week on May 5.

• LMU had three players selected in the 2014 MLB Draft, as the St. Louis Cardinals selected LMU right-hander Trevor Megill in the third round (104th overall) before Kevin Garcia became the second Lion player drafted when he was selected in the 30th round (894th overall) by the Toronto Blue Jays. Colin Welmon rounded out the draft selections when the Pittsburgh Pirates took him in the 34th round. Megill and Welmon both decided to return to LMU.

OTHER NOTES

• Bret Dahlson passed Darryl Scott for LMU's career saves record (23) on April 6 vs. USF. He recorded 10 in 2014 to run his career total to 28 and match the WCC record.

• LMU fielded .973 as a team, highlighted by WCC Defensive Player of the Year David Fletcher at shortstop, en route to setting a new LMU program record.

• Colin Welmon went 10-2 (.833) with a team-best 2.37 ERA over 14 starts serving as LMU's Friday starter for the third straight year. His 10 wins were tied for eighth all-time in LMU history for a single season (most since Billy Traber won 10 in 2000), while his ERA was seventh-best. He tossed 7.0+ innings in all but two starts on the season, averaging nearly 7.2 innings per start, and posted four complete games, including three straight to finish the year, and all four in his last five starts. Included in those four complete games were two complete-game shutouts, both coming against West Coast Conference foes (Pacific and BYU).

• David Fletcher hit safely in 30 of LMU's last 32 games, including a team-high 15-game hit streak to finish the year. He finished second on the team in batting average, runs scored, hits (73), stolen bases (17-for-21) and multi-hit games (21).

• Austin Miller batted a team-high .374 with 46 runs scored, 10 doubles, three triples and 18 RBI while swiping 25 bases in 29 attempts and reaching at a .474 clip. He also drew 21 hit-by-pitches, matching the LMU record for a single season. Miller led the team in average, slugging percentage (.451), on-base percentage, runs scored, hits (77), triples, total bases (93) and stolen bases while hitting safely in 45 of LMU's 56 games and collecting a team-high 24 multi-hit games.

• Tommy Cheek set an LMU record with 11 sacrifice flies in 2014.

• LMU's 12-11 walk-off victory in 13 innings on March 5 over Cal State Northridge was a game for the ages. The contest lasted 5:40 and LMU collected 24 hits, the most since collecting 24 against Saint Mary's on April 12, 2008. The walk-off victory was the first for the Lions since May 20, 2012 when they walked off on Pepperdine with a 4-3 victory. Tanner Donnels went 6-for-6 with the game-tying RBI single in the 11th and the game-winner in the bottom of the 13th. Donnels' six-hit game matched the LMU single-game record set by Travis Tarchione on April 15, 1987 against UNLV. The Lions also committed seven errors, tied for the most in a single game in LMU history (three other times | most recently 4/5/97 vs. Portland).

• Prior to LMU's seven-game win streak from March 1-9, LMU had lost six straight games. The Lions were tied or leading in each of the six games over the streak headed into the sixth inning. LMU was outscored 31-4 in the sixth inning or later over that six-game losing streak, as the bullpen registered a 9.53 ERA.

• LMU had four freshmen who started at least half of LMU's games in 2014, including Austin Miller and David Fletcher who started every game.

2014 WCC STANDINGS

Team	W-L	Pct	W-L	Pct
Pepperdine	18-9	.667	43-18	.705
Loyola Marymount	17-10	.630	32-24	.571
Gonzaga	17-10	.630	26-29	.473
Santa Clara	16-11	.593	26-30	.630
San Diego	16-11	.593	34-20	.464
Pacific	15-12	.556	26-26	.491
BYU	12-15	.444	22-31	.415
San Francisco	11-16	.407	25-28	.463
Saint Mary's	8-19	.296	16-38	.291
Portland	5-22	.185	11-41	.212

2014 SEASON RESULTS

2014 LMU Baseball
Game Results for LMU (as of Dec 17, 2014)
(All games)

Date	Opponent		Score	Inns	Overall	WCC	Pitcher of record	Attend	Time
Feb 14, 2014	UTAH VALLEY	W	2-1	9	1-0-0	0-0-0	WELMON, C. (W 1-0)	489	2:53
Feb 15, 2014	UTAH VALLEY	L	3-5	9	1-1-0	0-0-0	BUCKLE, S. (L 0-1)	206	2:36
Feb 16, 2014	UTAH VALLEY	W	9-2	9	2-1-0	0-0-0	FUENTES, C. (W 1-0)	339	2:53
Feb 18, 2014	at San Diego State	L	2-9	9	2-2-0	0-0-0	HORTH, B. (L 0-1)	621	2:45
Feb 21, 2014	#11 OREGON	L	2-12	9	2-3-0	0-0-0	WELMON, C. (L 1-1)	524	3:24
Feb 22, 2014	#11 OREGON	L	3-5	9	2-4-0	0-0-0	COHEN, T. (L 0-1)	368	2:46
Feb 23, 2014	#11 OREGON	L	3-4	9	2-5-0	0-0-0	BUCKLE, S. (L 0-2)	857	3:13
Feb 25, 2014	at UC Irvine	L	2-3	(11)	2-6-0	0-0-0	COHEN, T. (L 0-2)	441	3:22
Mar 01, 2014	UTAH-1	L	6-7	9	2-7-0	0-0-0	FUENTES, C. (L 1-1)	-	3:05
Mar 01, 2014	UTAH-2	W	2-0	9	3-7-0	0-0-0	BUCKLE, S. (W 1-2)	168	2:44
Mar 02, 2014	UTAH	W	4-1	9	4-7-0	0-0-0	PEABODY, T. (W 1-0)	237	2:30
Mar 04, 2014	at #13 UCLA	W	6-1	9	5-7-0	0-0-0	McGRATH, P. (W 1-0)	409	3:12
Mar 05, 2014	CAL STATE NORTHRIDGE	W	12-11	(13)	6-7-0	0-0-0	ARRIAGA, B. (W 1-0)	262	5:40
Mar 07, 2014	NORTHERN KENTUCKY	W	4-2	9	7-7-0	0-0-0	WELMON, C. (W 2-1)	136	2:19
Mar 08, 2014	NORTHERN KENTUCKY	W	8-3	9	8-7-0	0-0-0	PEABODY, T. (W 2-0)	148	2:58
Mar 09, 2014	NORTHERN KENTUCKY	W	13-10	9	9-7-0	0-0-0	McGRATH, P. (W 2-0)	167	3:16
Mar 11, 2014	at USC	L	1-6	9	9-8-0	0-0-0	ARRIAGA, B. (L 1-1)	327	3:05
* Mar 14, 2014	PORTLAND	W	5-2	9	10-8-0	1-0-0	WELMON, C. (W 3-1)	437	2:17
* Mar 15, 2014	PORTLAND	W	10-8	9	11-8-0	2-0-0	FUENTES, C. (W 2-1)	337	2:54
* Mar 16, 2014	PORTLAND	W	8-7	9	12-8-0	3-0-0	COHEN, T. (W 1-2)	387	3:12
Mar 18, 2014	LONG BEACH STATE	W	4-3	9	13-8-0	3-0-0	PEABODY, T. (W 3-0)	237	3:30
* Mar 21, 2014	at #17 San Diego	W	7-0	9	14-8-0	4-0-0	WELMON, C. (W 4-1)	644	3:02
* Mar 22, 2014	at #17 San Diego	W	5-3	9	15-8-0	5-0-0	McGRATH, P. (W 3-0)	906	2:40
* Mar 23, 2014	at #17 San Diego	L	1-8	9	15-9-0	5-1-0	BUCKLE, S. (L 1-3)	409	3:21
Mar 25, 2014	USC	L	2-4	9	15-10-0	5-1-0	ARRIAGA, B. (L 1-2)	289	3:29
* Mar 29, 2014	at Gonzaga-1	L	5-10	9	15-11-0	5-2-0	WELMON, C. (L 4-2)	-	2:38
* Mar 29, 2014	at Gonzaga-2	W	2-0	9	16-11-0	6-2-0	McGRATH, P. (W 4-0)	1138	2:32
* Mar 30, 2014	at Gonzaga	W	7-5	9	17-11-0	7-2-0	HORTH, B. (W 1-1)	571	3:07
Apr 01, 2014	#21 UCLA	L	3-5	9	17-12-0	7-2-0	PEABODY, T. (L 3-1)	327	3:27
* Apr 04, 2014	SAN FRANCISCO	L	4-6	9	17-13-0	7-3-0	HORTH, B. (L 1-2)	234	2:54
* Apr 05, 2014	SAN FRANCISCO	L	3-9	9	17-14-0	7-4-0	McGRATH, P. (L 4-1)	327	3:20
* Apr 06, 2014	SAN FRANCISCO	W	5-4	9	18-14-0	8-4-0	FUENTES, C. (W 3-1)	346	3:05
Apr 08, 2014	at Long Beach State	W	8-2	9	19-14-0	8-4-0	ARRIAGA, B. (W 2-2)	839	2:51
* Apr 11, 2014	SAINT MARY'S	W	4-3	9	20-14-0	9-4-0	WELMON, C. (W 5-2)	247	2:30
* Apr 12, 2014	SAINT MARY'S	W	11-1	9	21-14-0	10-4-0	McGRATH, P. (W 5-1)	369	2:50
* Apr 13, 2014	SAINT MARY'S	W	7-5	9	22-14-0	11-4-0	FUENTES, C. (W 4-1)	384	3:01
Apr 15, 2014	#21 UC IRVINE	W	7-2	9	23-14-0	11-4-0	ARRIAGA, B. (W 3-2)	223	2:47
* Apr 17, 2014	at BYU	W	2-0	9	24-14-0	12-4-0	WELMON, C. (W 6-2)	857	2:59
* Apr 18, 2014	at BYU	L	2-6	9	24-15-0	12-5-0	BUCKLE, S. (L 1-4)	1531	2:47
* Apr 19, 2014	at BYU	L	2-4	9	24-16-0	12-6-0	HORTH, B. (L 1-3)	1668	2:45
Apr 22, 2014	at UCLA	L	0-3	9	24-17-0	12-6-0	ARRIAGA, B. (L 3-3)	508	3:01
* Apr 25, 2014	at Santa Clara	W	6-5	9	25-17-0	13-6-0	WELMON, C. (W 7-2)	310	3:04
* Apr 26, 2014	at Santa Clara	L	2-10	9	25-18-0	13-7-0	McGRATH, P. (L 5-2)	401	2:47
* Apr 27, 2014	at Santa Clara	L	7-8	9	25-19-0	13-8-0	DAHLSON, B. (L 0-1)	336	3:18
Apr 29, 2014	SAN DIEGO STATE	W	7-1	9	26-19-0	13-8-0	ARRIAGA, B. (W 4-3)	247	2:41
* May 02, 2014	#17 PEPPERDINE	W	3-2	9	27-19-0	14-8-0	WELMON, C. (W 8-2)	497	2:20
* May 03, 2014	#17 PEPPERDINE	W	3-1	9	28-19-0	15-8-0	McGRATH, P. (W 6-2)	458	2:44
* May 04, 2014	#17 PEPPERDINE	L	3-16	9	28-20-0	15-9-0	BUSFIELD, J. (L 0-1)	312	3:00
May 13, 2014	at UC Riverside	L	6-9	9	28-21-0	15-9-0	ARRIAGA, B. (L 4-4)	260	3:28
* May 16, 2014	at Pacific	W	4-0	9	29-21-0	16-9-0	WELMON, C. (W 9-2)	600	2:28
* May 17, 2014	at Pacific	W	2-1	9	30-21-0	17-9-0	BUCKLE, S. (W 2-4)	655	2:33
* May 18, 2014	at Pacific	L	2-6	9	30-22-0	17-10-0	BUSFIELD, J. (L 0-2)	605	3:50
P May 22, 2014	vs Gonzaga	W	5-1	9	31-22-0	17-10-0	WELMON, C. (W 10-2)	842	2:29
P May 23, 2014	vs #29 Pepperdine	L	1-4	9	31-23-0	17-10-0	McGRATH, P. (L 6-3)	912	3:03
P May 23, 2014	vs Gonzaga	W	7-4	9	32-23-0	17-10-0	BUSFIELD, J. (W 1-2)	912	3:13
P May 24, 2014	vs #29 Pepperdine	L	1-6	9	32-24-0	17-10-0	ARRIAGA, B. (L 4-5)	1638	3:09

P = WCC Championship Tournament
* = Conference game
() extra inning game

2014 OVERALL STATISTICS

2014 LMU Baseball
Overall Statistics for LMU (as of Dec 17, 2014)
(All games Sorted by Batting avg)

Record: 32-24 Home: 20-10 Away: 10-12 Neutral: 2-2 WCC: 17-10

Player	avg	gp-gs	ab	r	h	2b	3b	hr	rbi	tb	slg%	bb	hp	so	gdp	ob%	sf	sh	sb-att	po	a	e	fld%
8 MILLER, Austin	.374	56-56	206	46	77	10	3	0	18	93	.451	19	21	29	2	.474	1	10	25-29	135	1	1	.993
24 FLETCHER, David	.329	56-56	222	37	73	6	2	0	28	83	.374	13	2	22	2	.362	6	15	17-21	106	190	10	.967
41 DONNELS, Tanner	.321	56-56	218	27	70	14	3	1	36	93	.427	16	8	33	2	.387	1	3	8-17	128	6	2	.985
3 TREZEK, Cole	.303	48-44	155	17	47	6	2	0	14	57	.368	12	1	22	2	.357	0	8	2-3	84	1	1	.988
25 JACK, Jimmy	.301	49-38	133	15	40	6	1	4	22	60	.451	7	3	35	3	.342	3	0	1-2	0	0	0	.000
16 BOEKE, Ted	.289	45-35	121	14	35	4	2	0	10	43	.355	6	4	22	3	.344	0	6	2-2	48	63	10	.917
2 CHEEK, Tommy	.282	56-56	216	24	61	10	1	1	42	76	.352	7	3	31	6	.300	11	8	0-1	494	29	4	.992
30 GARCIA, Kevin	.246	37-35	126	14	31	9	0	1	13	43	.341	6	7	22	1	.314	1	5	1-3	193	46	5	.980
28 EDWARDS, David	.240	52-51	175	25	42	9	1	2	25	59	.337	27	6	35	3	.354	4	9	12-14	89	158	10	.961
5 COHEN, Tyler	.222	31-27	90	11	20	1	2	0	9	25	.278	9	1	21	2	.294	2	3	3-3	14	35	5	.907
13 BROWN, Cassidy	.200	26-25	80	8	16	3	0	0	3	19	.238	7	6	15	0	.309	1	1	1-2	142	16	4	.975
---																							
45 KENNEDY, Kevin	.400	5-0	5	0	2	0	0	0	1	2	.400	0	1	1	0	.500	0	0	0-0	0	0	0	.000
32 DOZIER, Kyle	.300	22-0	10	1	3	0	0	0	1	3	.300	0	0	5	1	.300	0	0	1-1	10	0	0	1.000
20 SAVAGE, Brice	.237	26-10	38	9	9	0	2	1	2	16	.421	5	6	13	0	.408	0	2	1-2	11	18	0	1.000
33 BARNETT, Chris	.200	13-9	35	6	7	1	0	0	2	8	.229	1	1	11	2	.243	0	1	1-1	10	1	0	1.000
4 HAMMOND, Trent	.167	11-6	18	1	3	1	0	0	0	4	.222	1	1	3	0	.250	0	1	0-0	5	2	1	.875
Totals	.290	56	1848	255	536	80	19	10	226	684	.370	136	71	320	29	.356	30	72	75-101	1492	647	59	.973
Opponents	.259	56	1839	256	477	107	15	24	229	686	.373	172	63	330	38	.338	30	39	51-77	1469	608	58	.973

LOB - Team (433), Opp (396). DPs turned - Team (53), Opp (42). CI - Team (1), BROWN, C. 1. IBB - Team (3), MILLER, A. 2, FLETCHER, D. 1, Opp (13). Picked off - BOEKE, T. 3, MILLER, A. 3, FLETCHER, D. 2, EDWARDS, D. 2, HAMMOND, T. 1, COHEN, T. 1, DONNELS, T. 1, JACK, J. 1.

(All games Sorted by Earned run avg)

Player	era	w-l	app	gs	cg	sho	sv	ip	h	r	er	bb	so	2b	3b	hr	b/avg	wp	hp	bk	sfa	sha
12 WELMON, Colin	2.37	10-2	14	14	4	2/1	0	106.1	89	34	28	19	58	23	2	3	.232	3	9	0	5	8
5 COHEN, Tyler	2.96	1-2	20	0	0	0/0	3	24.1	20	10	8	8	23	3	2	0	.222	1	4	0	1	1
9 DAHLSON, Bret	3.09	0-1	31	0	0	0/1	10	35.0	27	13	12	8	28	7	1	1	.223	2	1	0	5	2
42 FUENTES, Carlos	3.89	4-1	31	4	0	0/1	1	44.0	43	25	19	26	37	10	0	1	.270	8	12	0	4	1
7 BUCKLE, Sean	4.02	2-4	17	5	0	0/1	0	53.2	53	29	24	23	40	10	3	3	.262	6	7	1	3	4
11 McGRATH, Patrick	4.07	6-3	15	14	0	0/2	0	73.0	81	35	33	18	49	17	3	8	.290	4	4	1	3	7
36 PEABODY, Tim	4.11	3-1	20	0	0	0/0	0	30.2	21	15	14	20	22	5	1	1	.202	5	3	0	2	3
29 ARRIAGA, Brenton	4.37	4-5	12	8	0	0/0	0	47.1	46	24	23	17	17	13	2	1	.272	0	7	0	2	8
17 HORTH, Brandon	4.78	1-3	25	2	0	0/1	0	32.0	33	22	17	12	23	4	0	2	.266	2	6	0	3	2
34 BUSFIELD, J.D.	5.35	1-2	10	8	0	0/0	0	33.2	39	24	20	7	24	10	0	2	.291	1	3	0	1	3
---																						
19 RUSSELL, Mitch	3.68	0-0	4	1	0	0/0	0	7.1	6	4	3	2	3	1	0	1	.222	0	2	0	0	0
22 SILVA, Michael	16.88	0-0	11	0	0	0/0	0	8.0	13	17	15	11	5	3	1	0	.361	1	5	0	0	0
49 GLOMB, Kevin	18.00	0-0	2	0	0	0/0	0	2.0	6	4	4	1	1	1	0	1	.545	0	0	0	1	0
Totals	3.96	32-24	56	56	4	5/3	14	497.1	477	256	219	172	330	107	15	24	.259	33	63	2	30	39
Opponents	3.93	24-32	56	56	3	1/1	10	489.2	536	255	214	136	320	80	19	10	.290	51	71	16	30	72

PB - Team (5), GARCIA, K. 4, BROWN, C. 1, Opp (9). Pickoffs - Team (15), GARCIA, K. 5, McGRATH, P. 4, ARRIAGA, B. 4, BUCKLE, S. 1, BROWN, C. 1, Opp (14). SBA/ATT - GARCIA, K. (24-45), BROWN, C. (27-28), WELMON, C. (8-14), FUENTES, C. (8-14), ARRIAGA, B. (6-9), BUCKLE, S. (6-9), COHEN, T. (7-8), BUSFIELD, J. (5-7), McGRATH, P. (5-6), PEABODY, T. (4-5), DAHLSON, B. (0-2), HORTH, B. (1-2), SILVA, M. (1-1).

2014 WCC STATISTICS

2014 LMU Baseball
Conference statistics for LMU (as of May 18, 2014)
(WCC games only Sorted by Batting avg)

Record: 17-10 Home: 9-3 Away: 8-7 WCC: 17-10

Player	avg	gp-gs	ab	r	h	2b	3b	hr	rbi	tb	slg%	bb	hp	so	gdp	ob%	sf	sh	sb-att	po	a	e	fld%
8 MILLER, Austin	.373	27-27	102	21	38	4	1	0	9	44	.431	6	9	11	2	.449	1	4	11-14	62	1	0	1.000
16 BOEKE, Ted	.364	22-20	66	10	24	3	2	0	7	31	.470	3	1	8	2	.400	0	2	2-2	15	31	5	.902
24 FLETCHER, David	.343	27-27	102	15	35	3	2	0	15	42	.412	8	1	9	1	.386	3	10	6-7	52	96	7	.955
3 TREZEK, Cole	.316	27-27	98	13	31	5	1	0	8	38	.388	6	1	14	0	.362	0	3	0-1	53	1	0	1.000
41 DONNELS, Tanner	.305	27-27	105	14	32	8	0	0	17	40	.381	7	3	15	0	.365	0	2	2-5	61	1	1	.984
25 JACK, Jimmy	.286	23-20	70	9	20	3	1	2	12	31	.443	4	1	14	2	.329	1	0	1-1	0	0	0	.000
2 CHEEK, Tommy	.273	27-27	110	7	30	5	0	0	19	35	.318	3	1	13	3	.293	2	4	0-1	243	13	2	.992
28 EDWARDS, David	.235	25-25	85	13	20	5	0	1	12	28	.329	9	3	15	1	.320	3	4	4-5	49	77	7	.947
30 GARCIA, Kevin	.221	19-19	68	8	15	6	0	1	8	24	.353	2	3	8	1	.274	0	3	1-2	95	25	1	.992
---																							
32 DOZIER, Kyle	.333	9-0	3	1	1	0	0	0	0	1	.333	0	0	1	1	.333	0	0	1-1	4	0	0	1.000
13 BROWN, Cassidy	.250	8-8	28	1	7	1	0	0	0	8	.286	2	1	2	0	.323	0	0	0-0	49	7	0	1.000
4 HAMMOND, Trent	.250	4-1	4	0	1	1	0	0	0	2	.500	0	0	1	0	.250	0	0	0-0	2	2	1	.800
33 BARNETT, Chris	.250	2-1	4	1	1	0	0	0	0	1	.250	0	0	1	0	.250	0	0	0-0	0	0	0	.000
5 COHEN, Tyler	.219	13-9	32	4	7	0	0	0	0	7	.219	2	0	5	1	.265	0	2	0-0	6	11	1	.944
20 SAVAGE, Brice	.211	13-5	19	5	4	0	0	0	0	4	.211	2	3	5	0	.375	0	0	1-1	6	9	0	1.000
45 KENNEDY, Kevin	.000	3-0	2	0	0	0	0	0	0	0	.000	0	1	0	0	.333	0	0	0-0	0	0	0	.000
Totals	.296	27	898	122	266	44	7	4	107	336	.374	54	28	122	14	.352	10	34	29-40	708	311	26	.975
Opponents	.266	27	883	130	235	47	11	14	117	346	.392	82	24	142	21	.339	17	14	19-31	704	302	26	.975

LOB - Team (198), Opp (182). DPs turned - Team (27), Opp (21). IBB - Team (0), Opp (5). Picked off - BOEKE, T. 2, FLETCHER, D. 2, MILLER, A. 2.

(WCC games only Sorted by Earned run avg)

Player	era	w-l	app	gs	cg	sho	sv	ip	h	r	er	bb	so	2b	3b	hr	b/avg	wp	hp	bk	sfa	sha
42 FUENTES, Carlos	2.12	3-0	15	0	0	0/1	0	17.0	11	6	4	10	11	1	0	0	.204	4	3	0	2	0
9 DAHLSON, Bret	2.40	0-1	15	0	0	0/1	9	15.0	13	5	4	3	14	3	0	1	.232	0	0	0	2	0
12 WELMON, Colin	2.63	7-1	9	9	3	2/1	0	68.1	58	23	20	14	32	12	2	2	.236	1	5	0	3	4
5 COHEN, Tyler	3.12	1-0	7	0	0	0/0	0	8.2	9	5	3	5	7	2	2	0	.281	1	2	0	1	0
11 McGRATH, Patrick	4.42	4-2	8	8	0	0/1	0	38.2	45	21	19	13	25	9	2	2	.302	2	3	0	2	3
7 BUCKLE, Sean	4.55	1-2	9	4	0	0/0	0	31.2	35	18	16	12	20	4	3	3	.282	5	3	0	3	2
17 HORTH, Brandon	5.52	1-2	11	0	0	0/1	0	14.2	13	10	9	5	8	2	0	2	.232	0	2	0	1	1
36 PEABODY, Tim	6.75	0-0	9	0	0	0/0	0	14.2	10	11	11	9	9	3	1	1	.200	2	2	0	1	1
34 BUSFIELD, J.D.	7.84	0-2	6	6	0	0/0	0	20.2	30	22	18	3	11	9	0	2	.345	1	2	0	1	3
---																						
22 SILVA, Michael	9.64	0-0	5	0	0	0/0	0	4.2	5	5	5	7	4	1	1	0	.278	0	2	0	0	0
49 GLOMB, Kevin	18.00	0-0	2	0	0	0/0	0	2.0	6	4	4	1	1	1	0	1	.545	0	0	0	1	0
Totals	4.27	17-10	27	27	3	4/2	9	236.0	235	130	112	82	142	47	11	14	.266	16	24	0	17	14
Opponents	4.03	10-17	27	27	2	0/0	2	234.2	266	122	105	54	122	44	7	4	.296	27	28	6	10	34

PB - Team (3), GARCIA, K. 3, Opp (4). Pickoffs - Team (5), McGRATH, P. 2, GARCIA, K. 2, BROWN, C. 1, Opp (6). SBA/ATT - GARCIA, K. (12-24), WELMON, C. (4-9), BROWN, C. (7-7), BUCKLE, S. (6-7), FUENTES, C. (3-5), PEABODY, T. (2-3), BUSFIELD, J. (1-3), COHEN, T. (1-2), SILVA, M. (1-1), McGRATH, P. (1-1).

2014 BOX SCORES | GAMES 1-4

GAME 1 | LMU 2, UTAH VALLEY 1

Feb 14, 2014 at Los Angeles, Calif. (Page Stadium)

Utah Valley 1 (0-1)

Player	ab	r	h	rbi	bb	so	po	a	lob
Sean Moysh lf	4	0	1	0	0	1	2	0	0
Riley White rf	3	0	0	0	0	1	2	0	0
Craig Brinkerhoff cf	4	0	1	0	0	2	1	0	0
Mark Krueger 1b	4	0	2	0	0	1	10	0	0
Jordy Hart pr	0	0	0	0	0	0	0	0	0
Kade Andrus dh	4	0	0	0	0	2	0	0	4
Greyson Bogden 2b	4	0	0	0	0	0	2	6	0
Colby Croft c	4	0	0	0	0	0	5	1	1
Beau Kallas 3b	3	1	2	1	0	0	0	1	0
Zach Slesk ss	3	0	0	0	0	0	2	2	1
Andrew Freter p	0	0	0	0	0	0	0	0	0
Eric Olguin p	0	0	0	0	0	0	0	0	0
Nate Sylvester p	0	0	0	0	0	0	0	0	0
Totals	33	1	6	1	0	7	24	10	6

LMU 2 (1-0)

Player	ab	r	h	rbi	bb	so	po	a	lob
FLETCHER, David ss	4	0	0	0	0	0	1	3	0
MILLER, Austin cf	2	0	0	0	0	0	3	0	0
EDWARDS, David 2b	3	0	0	0	1	2	0	1	1
CHEEK, Tommy 1b	4	0	0	0	0	1	15	1	1
DONNELS, Tanner rf	4	0	0	0	0	1	1	0	2
BROWN, Cassidy c	3	1	0	0	1	1	5	2	0
COHEN, Tyler 3b/p	2	1	1	1	1	0	1	5	0
JACK, Jimmy dh	2	0	0	1	1	0	0	0	0
BOEKE, Ted 3b	0	0	0	0	0	0	0	1	0
TREZEK, Cole lf	3	0	1	0	0	0	1	0	3
DOZIER, Kyle lf	0	0	0	0	0	0	0	0	0
WELMON, Colin p	0	0	0	0	0	0	0	1	0
HORTH, Brandon p	0	0	0	0	0	0	0	0	0
Totals	27	2	2	2	4	5	27	14	7

Score by Innings	1	2	3	4	5	6	7	8	9	R	H	E
Utah Valley	0	0	0	0	0	0	1	0	0	**1**	**6**	**1**
LMU	0	2	0	0	0	0	0	0	X	**2**	**2**	**1**

E - Slesk(1); WELMON, C.(1). LOB - UVU 6; LMU 7. 2B - Krueger(1); Kallas(1); COHEN, T.(1). HR - Kallas(1). HBP - MILLER, A. 2. SH - White(1). SB - Hart(1); MILLER, A. 2(2); COHEN, T.(1).

Utah Valley	ip	h	r	er	bb	so	ab	bf	np
Andrew Freter	5.2	2	2	0	2	3	20	24	96
Eric Olguin	0.0	0	0	0	2	0	0	2	11
Nate Sylvester	2.1	0	0	0	0	2	7	7	31

LMU	ip	h	r	er	bb	so	ab	bf	np
WELMON, Colin	7.0	5	1	1	0	5	26	27	95
HORTH, Brandon	1.0	1	0	0	0	1	4	4	13
COHEN, Tyler	1.0	0	0	0	0	1	3	3	13

Win - WELMON, C. (1-0). Loss - Freter (0-1). Save - COHEN, T. (1).
HBP - by Freter (MILLER, A.); by Freter (MILLER, A.). BK - Freter(1); Olguin(1). Inherited runners/scored: Olguin 1/0; Sylvester 3/0; COHEN, T. 1/0. Pitches/strikes: Freter 96/60; Olguin 11/3; Sylvester 31/20; WELMON, C. 95/66; HORTH, B. 13/9; COHEN, T. 13/9.

Umpires - HP: Carl Coles 1B: Bud Dunklin 3B: Jimmy Craig
Start: 6:03 PM Time: 2:53 Attendance: 489
Weather: 66 Degrees
Olguin faced 2 batters in the 6th.
HORTH, B. faced 1 batter in the 9th.

GAME 2 | UTAH VALLEY 5, LMU 3

Feb 15, 2014 at Los Angeles, Calif. (Page Stadium)

Utah Valley 5 (1-1)

Player	ab	r	h	rbi	bb	so	po	a	lob
Sean Moysh lf	4	1	2	1	1	0	6	0	0
Riley White rf	5	0	0	0	0	1	0	0	4
Craig Brinkerhoff cf	4	0	0	0	0	1	5	0	0
Mark Krueger 1b	4	0	1	0	0	1	5	0	0
Beau Kallas 3b	4	1	0	0	0	3	0	0	1
Greyson Bogden 2b	4	2	2	0	0	0	4	2	0
Seth Rhineer c	4	0	0	0	0	2	5	0	0
Kade Andrus dh	3	1	3	2	1	0	0	0	0
Zach Slesk ss	3	0	0	0	0	0	1	2	1
Zac Fuller ph	1	0	0	0	0	0	0	0	0
Palmer Page ss	0	0	0	0	0	0	0	1	0
Danny Beddes p	0	0	0	0	0	0	1	1	0
Braden Poole p	0	0	0	0	0	0	0	1	0
Tyler Sturdivant p	0	0	0	0	0	0	0	0	0
Kyle Valgardson p	0	0	0	0	0	0	0	0	0
Totals	36	5	8	3	2	8	27	7	6

LMU 3 (1-1)

Player	ab	r	h	rbi	bb	so	po	a	lob
FLETCHER, David ss	5	1	2	0	0	0	2	2	2
MILLER, Austin cf	4	0	0	0	0	0	4	0	2
COHEN, Tyler 3b	3	1	0	0	1	1	1	2	0
CHEEK, Tommy 1b	2	0	0	1	0	2	6	0	0
BOEKE, Ted 1b	1	0	0	0	0	0	3	0	0
BROWN, Cassidy c	3	0	1	1	0	0	7	0	0
BARNETT, Chris lf	2	1	1	0	1	0	2	1	0
TREZEK, Cole ph/lf	1	0	0	0	0	0	0	0	1
JACK, Jimmy dh	4	0	1	0	0	1	0	0	2
DONNELS, Tanner rf	4	0	0	0	0	0	1	0	0
EDWARDS, David 2b	4	0	3	1	0	1	1	4	0
McGRATH, Patrick p	0	0	0	0	0	0	0	1	0
BUCKLE, Sean p	0	0	0	0	0	0	0	0	0
DAHLSON, Bret p	0	0	0	0	0	0	0	0	0
Totals	33	3	8	3	2	5	27	10	7

Score by Innings	1	2	3	4	5	6	7	8	9	R	H	E
Utah Valley	0	0	1	0	1	1	0	0	2	**5**	**8**	**0**
LMU	2	0	0	1	0	0	0	0	0	**3**	**8**	**1**

E - COHEN, T.(1). DP - UVU 1. LOB - UVU 6; LMU 7. 2B - Andrus(1). HR - Moysh(1); Andrus(1). HBP - BROWN, C.. SF - CHEEK, T.(1). SB - Andrus(1); FLETCHER, D. 2(2); COHEN, T.(2); EDWARDS, D.(1).

Utah Valley	ip	h	r	er	bb	so	ab	bf	np
Danny Beddes	4.0	6	3	3	2	1	16	19	68
Braden Poole	3.0	1	0	0	0	2	10	10	36
Tyler Sturdivant	1.0	0	0	0	0	1	3	4	13
Kyle Valgardson	1.0	1	0	0	0	1	4	4	13

LMU	ip	h	r	er	bb	so	ab	bf	np
McGRATH, Patrick	7.0	7	3	3	0	5	27	27	79
BUCKLE, Sean	1.2	1	2	0	2	2	8	10	32
DAHLSON, Bret	0.1	0	0	0	0	1	1	1	3

Win - Sturdivant (1-0). Loss - BUCKLE, S. (0-1). Save - Valgardson (1).
WP - BUCKLE, S.. HBP - by Sturdivant (BROWN, C.). BK - Beddes; McGRATH, P.. Inherited runners/scored: DAHLSON, B. 3/0. Pitches/strikes: Beddes 68/38; Poole 36/24; Sturdivant 13/6; Valgardson 13/11; McGRATH, P. 79/63; BUCKLE, S. 32/18; DAHLSON, B. 3/3.

Umpires - HP: Bud Dunklin 1B: Jimmy Craig 3B: Carl Coles
Start: 1:03 PM Time: 2:36 Attendance: 206
Weather: 69 Degrees, Sunny

GAME 3 | LMU 9, UTAH VALLEY 2

Feb 16, 2014 at Los Angeles, Calif. (Page Stadium)

Utah Valley 2 (1-2)

Player	ab	r	h	rbi	bb	so	po	a	lob
Jordy Hart cf	3	1	1	0	0	2	4	1	0
Riley White rf	2	0	0	0	1	1	1	0	0
Sean Moysh lf	4	1	1	0	0	0	4	0	0
Mark Krueger 1b	3	0	2	1	1	1	9	1	0
Beau Kallas 3b	3	0	1	1	0	1	0	2	1
Jackson Kunz ph/3b	0	0	0	0	1	0	0	0	0
Greyson Bogden 2b	4	0	1	0	0	3	2	2	2
Colby Croft c	4	0	0	0	0	2	3	1	4
Kade Andrus dh	3	0	0	0	0	1	0	0	0
Zac Fuller ph	1	0	0	0	0	0	0	0	0
Palmer Page ss	4	0	1	0	0	2	0	1	0
Devin Nelson p	0	0	0	0	0	0	0	0	0
Boyd Bell p	0	0	0	0	0	0	1	1	0
Tory Ulibarri p	0	0	0	0	0	0	0	0	0
Eric Olguin p	0	0	0	0	0	0	0	0	0
Chad Michaud p	0	0	0	0	0	0	0	0	0
Totals	31	2	7	2	3	13	24	9	7

LMU 9 (2-1)

Player	ab	r	h	rbi	bb	so	po	a	lob
FLETCHER, David ss	4	3	3	0	0	0	3	4	0
MILLER, Austin cf	4	2	3	2	1	0	1	0	0
EDWARDS, David 2b	4	0	1	2	0	1	0	3	0
CHEEK, Tommy 1b	4	2	2	1	0	0	8	0	1
BOEKE, Ted 1b	0	0	0	0	0	0	1	0	0
DONNELS, Tanner rf	5	1	2	0	0	0	0	0	3
COHEN, Tyler 3b	4	0	1	2	0	0	1	0	1
HAMMOND, Trent ph	1	0	0	0	0	0	0	0	0
GARCIA, Kevin c	2	0	0	0	0	0	12	4	0
BARNETT, Chris lf	3	1	0	0	0	2	1	0	4
FUENTES, Carlos p	0	0	0	0	0	0	0	0	0
BUSFIELD, J.D. p	0	0	0	0	0	0	0	0	0
DAHLSON, Bret p	0	0	0	0	0	0	0	0	0
SILVA, Michael p	0	0	0	0	0	0	0	0	0
Totals	33	9	12	8	1	3	27	11	9

Score by Innings	1	2	3	4	5	6	7	8	9	R	H	E
Utah Valley	1	0	0	1	0	0	0	0	0	**2**	**7**	**3**
LMU	0	0	1	0	5	0	1	2	X	**9**	**12**	**1**

E - Kallas(1); Kunz; Nelson; EDWARDS, D.(1). DP - UVU 1; LMU 1. LOB - UVU 7; LMU 9. 2B - Moysh(1); Krueger(2); MILLER, A. 3(3). HBP - Hart; CHEEK, T.; GARCIA, K. 2; BARNETT, C.. SH - White(2); FLETCHER, D.(1). SF - EDWARDS, D.(1); COHEN, T.(1); BROWN, C.(1). SB - DONNELS, T. 2(2). CS - Hart(1); Page(1).

Utah Valley	ip	h	r	er	bb	so	ab	bf	np
Devin Nelson	4.1	7	6	4	1	1	19	23	69
Boyd Bell	2.0	3	1	1	0	1	7	10	24
Tory Ulibarri	0.1	0	0	0	0	0	1	2	7
Eric Olguin	0.1	0	0	0	0	1	1	1	6
Chad Michaud	1.0	2	2	1	0	0	5	6	12

LMU	ip	h	r	er	bb	so	ab	bf	np
FUENTES, Carlos	5.1	6	2	2	2	6	18	22	89
BUSFIELD, J.D.	1.2	1	0	0	0	4	6	6	22
DAHLSON, Bret	1.0	0	0	0	1	3	4	5	21
SILVA, Michael	1.0	0	0	0	0	0	3	3	8

Win - FUENTES, C. (1-0). Loss - Nelson (0-1). Save - None.
WP - Nelson. HBP - by FUENTES, C. (Hart); by Nelson (BARNETT, C.); by Nelson (CHEEK, T.); by Bell (GARCIA, K.); by Ulibarri (GARCIA, K.). BK - Bell. Inherited runners/scored: Bell 2/2; Ulibarri 1/0; Olguin 2/0; BUSFIELD, J. 2/0. Pitches/strikes: Nelson 69/42; Bell 24/17; Ulibarri 7/3; Olguin 6/4; Michaud 12/10; FUENTES, C. 89/54; BUSFIELD, J. 22/16; DAHLSON, B. 21/14; SILVA, M. 8/5.

Umpires - HP: Jimmy Craig 1B: Carl Coles 3B: Bud Dunklin
Start: 1:02 PM Time: 2:53 Attendance: 339
Weather: 66 Degrees, Partly Cloudy

GAME 4 | SAN DIEGO ST. 9, LMU 2

Feb 18, 2014 at San Diego, Calif. (Tony Gwynn Stadium)

LMU 2 (2-2)

Player	ab	r	h	rbi	bb	so	po	a	lob
FLETCHER, David ss	4	0	0	0	0	1	3	3	1
MILLER, Austin cf	4	1	2	0	0	0	2	0	0
EDWARDS, David 2b	3	0	0	0	1	1	1	6	0
CHEEK, Tommy 1b	4	1	2	1	0	0	9	1	0
DONNELS, Tanner rf	4	0	0	0	0	0	3	0	3
COHEN, Tyler 3b	3	0	1	0	1	2	0	0	0
BROWN, Cassidy dh	3	0	0	0	0	2	0	0	0
JACK, Jimmy ph	1	0	0	0	0	0	0	0	0
GARCIA, Kevin c	3	0	1	0	1	1	5	1	0
HAMMOND, Trent lf	3	0	0	0	0	0	0	0	1
BUSFIELD, J.D. p	0	0	0	0	0	0	1	1	0
HORTH, Brandon p	0	0	0	0	0	0	0	0	0
DAHLSON, Bret p	0	0	0	0	0	0	0	0	0
PEABODY, Tim p	0	0	0	0	0	0	0	0	0
SILVA, Michael p	0	0	0	0	0	0	0	0	0
Totals	32	2	6	1	3	7	24	12	6

San Diego State 9 (3-1)

Player	ab	r	h	rbi	bb	so	po	a	lob
ALLEN, Greg cf	5	1	2	0	0	1	2	0	0
ZIER, Tim 2b	5	1	4	2	0	0	3	5	0
MUNO, Ryan 1b	4	1	3	0	1	0	9	0	0
BROWN, Andrew pr	0	0	0	0	0	0	1	0	0
ZAVALA, Seby lf	5	1	2	0	0	0	3	1	2
THORNTON, Spencer rf	4	1	0	1	1	1	1	0	2
FRANCE, Ty 3b	3	1	0	1	1	0	0	1	2
SAYLOR, CJ c	4	1	2	3	0	1	8	1	0
SOS, Cody dh	1	1	0	1	1	1	0	0	0
POTTER, Evan ss	4	1	1	0	0	1	0	5	2
KENDZORA, TJ p	0	0	0	0	0	0	0	0	0
SEYLER, Mark p	0	0	0	0	0	0	0	0	0
CEDEROTH, Michael p	0	0	0	0	0	0	0	0	0
Totals	35	9	14	8	4	5	27	13	8

Score by Innings	1	2	3	4	5	6	7	8	9	R	H	E
LMU	2	0	0	0	0	0	0	0	0	**2**	**6**	**1**
San Diego State	0	0	0	0	0	6	0	3	X	**9**	**14**	**3**

E - COHEN, T.(2); ZAVALA(1); POTTER(1); KENDZORA(1). DP - LMU 1; SDSU 2. LOB - LMU 6; SDSU 8. 2B - CHEEK, T.(1); GARCIA, K.(1); ZAVALA(2); SAYLOR(1). 3B - SAYLOR(1). HBP - SOS. SF - SOS(1). SB - FLETCHER, D.(3); MUNO(1). CS - ALLEN(1).

LMU	ip	h	r	er	bb	so	ab	bf	np
BUSFIELD, J.D.	5.0	3	0	0	2	4	17	19	-
HORTH, Brandon	0.0	3	4	4	1	0	3	4	-
DAHLSON, Bret	1.0	2	2	2	1	0	3	5	-
PEABODY, Tim	1.0	2	0	0	0	1	5	5	-
SILVA, Michael	1.0	4	3	3	0	0	7	8	-

San Diego State	ip	h	r	er	bb	so	ab	bf	np
KENDZORA, TJ	2.1	3	2	0	1	2	11	12	-
SEYLER, Mark	5.2	3	0	0	1	4	19	20	-
CEDEROTH, Michael	1.0	0	0	0	1	1	2	3	-

Win - SEYLER (1-0). Loss - HORTH, B. (0-1). Save - None.
WP - SILVA, M.(1); SEYLER(1). HBP - by SILVA, M. (SOS). Inherited runners/scored: DAHLSON, B. 3/3; SEYLER 2/0. Pitches/strikes: None.

Umpires - HP: Frank Pflugradt 1B: Rob Hansen 3B: Carl Coles
Start: 6:10 pm Time: 2:45 Attendance: 621
Weather: Partly cloudy, 59, wind 9w

2014 BOX SCORES | GAMES 5-8

GAME 5 | #11 OREGON 12, LMU 2

Feb 21, 2014 at Los Angeles, Calif. (Page Stadium)

Oregon 12 (5-0)

Player	ab	r	h	rbi	bb	so	po	a	lob
Heineman, Scott 3b/rf	4	1	1	1	0	2	1	1	0
Payne, Aaron 2b	3	3	1	1	1	0	4	2	1
Baumgartner, Tyler rf	4	1	3	2	0	0	4	0	0
Santos, Desmond ph/3b	1	0	0	0	0	0	0	0	0
Tolman, Mitchell 1b	2	1	1	1	0	0	7	1	1
Meredith, Craig ph/1b	1	1	1	0	0	0	0	0	0
Garlick, Kyle dh	4	1	2	2	0	2	0	0	0
Bryant, J.B. ph/dh	1	0	0	0	0	1	0	0	0
Balta, A.J. lf	3	0	0	0	1	0	0	2	0
Grebeck, Austin pr/lf	1	1	1	1	0	0	2	0	0
Kruger, Jack c	4	1	0	1	1	1	8	1	2
Hofmann, Connor cf	4	1	1	2	0	1	1	0	0
Minjares, Kevin ss	3	1	1	1	1	0	0	2	0
Thorpe, Tommy p	0	0	0	0	0	0	0	1	0
Cleavinger, Garrett p	0	0	0	0	0	0	0	0	0
Nogosek, Stephen p	0	0	0	0	0	0	0	0	0
Totals	35	12	12	12	4	7	27	10	4

LMU 2 (2-3)

Player	ab	r	h	rbi	bb	so	po	a	lob
FLETCHER, David ss	4	1	1	1	0	1	1	3	1
MILLER, Austin cf	3	0	2	0	0	1	5	0	0
EDWARDS, David 2b	4	0	1	0	1	2	2	2	2
CHEEK, Tommy 1b	3	0	1	1	0	1	8	0	1
COHEN, Tyler 3b	3	0	1	0	0	1	1	1	0
DONNELS, Tanner rf	3	0	1	0	1	1	0	1	1
BARNETT, Chris lf	4	0	1	0	0	1	3	0	3
GARCIA, Kevin c	3	1	2	0	0	1	6	2	0
HAMMOND, Trent pr	0	0	0	0	0	0	0	0	0
BROWN, Cassidy c	1	0	0	0	0	0	1	0	0
SAVAGE, Brice dh	1	0	0	0	0	0	0	0	2
JACK, Jimmy ph	1	0	0	0	0	0	0	0	0
WELMON, Colin p	0	0	0	0	0	0	0	0	0
BUCKLE, Sean p	0	0	0	0	0	0	0	0	0
SILVA, Michael p	0	0	0	0	0	0	0	0	0
ARRIAGA, Brenton p	0	0	0	0	0	0	0	0	0
RUSSELL, Mitch p	0	0	0	0	0	0	0	0	0
Totals	30	2	10	2	2	9	27	9	10

Score by Innings	1	2	3	4	5	6	7	8	9	R	H	E
Oregon	0	0	2	0	0	1	0	8	1	**12**	**12**	**1**
LMU	1	0	0	0	1	0	0	0	0	**2**	**10**	**2**

E - Santos, D; COHEN, T.(3); GARCIA, K.(1). DP - ORE 3; LMU 1. LOB - ORE 4; LMU 10. 2B - Payne, A(1); Baumgartner 3(4); Tolman, M(1); Meredith, C; Garlick, K(1); Hofmann, C(1); MILLER, A.(4); BARNETT, C.(1); GARCIA, K.(2). HBP - Payne, A; Tolman, M 2; MILLER, A.; COHEN, T.; SAVAGE, B.. SH - MILLER, A.(1); SAVAGE, B.. SF - Heineman, S(2); FLETCHER, D.(1); CHEEK, T.(2). SB - Minjares, K(1); EDWARDS, D.(2); COHEN, T.(3). CS - Heineman, S(3).

Oregon	ip	h	r	er	bb	so	ab	bf	np
Thorpe, Tommy	7.0	8	2	2	2	6	21	28	95
Cleavinger, Garrett	1.0	1	0	0	0	2	4	6	26
Nogosek, Stephen	1.0	1	0	0	0	1	5	5	21

LMU	ip	h	r	er	bb	so	ab	bf	np
WELMON, Colin	7.1	6	4	3	1	6	25	28	101
BUCKLE, Sean	0.0	1	3	3	1	0	1	3	9
SILVA, Michael	0.0	1	3	3	2	0	1	3	14
ARRIAGA, Brenton	0.2	2	1	0	0	0	3	4	13
RUSSELL, Mitch	1.0	2	1	1	0	1	5	5	14

Win - Thorpe, T (1-0). Loss - WELMON, C. (1-1). Save - None.
WP - Thorpe, T(1). HBP - by WELMON, C. (Tolman, M); by WELMON, C. (Payne, A); by Thorpe, T (SAVAGE, B.); by BUCKLE, S. (Tolman, M); by Cleavinger (MILLER, A.); by Cleavinger (COHEN, T.). BK - Cleavinger(1); BUCKLE, S.(1). PB - Kruger, J(1); GARCIA, K.(1). Inherited runners/scored: BUCKLE, S. 1/1; SILVA, M. 3/3; ARRIAGA, B. 3/3.
Pitches/strikes: Thorpe, T 95/59; Cleavinger 26/16; Nogosek, S 21/12; WELMON, C. 101/68; BUCKLE, S. 9/4; SILVA, M. 14/4; ARRIAGA, B. 13/7; RUSSELL, M. 14/12.

Umpires - HP: Rob Hansen 1B: Craig Compton 3B: Jason Kaminsky
Start: 6:05 PM Time: 3:24 Attendance: 524
Weather: 63 Degrees, Clear Sky
BUCKLE, S. faced 3 batters in the 8th.
SILVA, M. faced 3 batters in the 8th.

GAME 6 | #11 OREGON 5, LMU 3

Feb 22, 2014 at Los Angeles, Calif. (Page Stadium)

Oregon 5 (6-0)

Player	ab	r	h	rbi	bb	so	po	a	lob
Heineman, Scott 3b	5	0	1	0	0	0	0	3	2
Payne, Aaron 2b	3	0	1	1	1	0	0	2	1
Baumgartner, Tyler rf	3	1	0	0	1	1	1	0	1
Tolman, Mitchell 1b	4	0	0	0	0	1	11	0	1
Garlick, Kyle dh	4	1	3	2	0	0	0	0	0
Balta, A.J. lf	4	1	2	0	0	2	2	0	0
Kruger, Jack c	2	0	0	0	0	0	9	2	0
Bryant, J.B. ph	1	0	0	0	0	0	0	0	0
Santos, Desmond pr	0	0	0	0	0	0	0	0	0
Chase, Shaun c	0	0	0	0	0	0	0	2	0
Packard, Steven ph	1	0	1	0	0	0	0	0	0
Meredith, Craig pr	0	1	0	0	0	0	0	0	0
Graham, Josh c	0	0	0	0	0	0	1	0	0
Hofmann, Connor cf	3	1	1	0	0	0	0	0	0
Grebeck, Austin ph/cf	0	0	0	0	0	0	1	0	0
Minjares, Kevin ss	2	0	0	0	0	0	2	1	0
Karaviotis, Mark ph/ss	1	0	1	2	0	0	0	1	0
Krook, Matt p	0	0	0	0	0	0	0	0	0
Hunter, Darrell p	0	0	0	0	0	0	0	1	0
Reed, Jake p	0	0	0	0	0	0	0	0	0
Totals	33	5	10	5	2	4	27	12	5

LMU 3 (2-4)

Player	ab	r	h	rbi	bb	so	po	a	lob
FLETCHER, David ss	4	1	1	0	0	2	4	2	0
MILLER, Austin cf	2	1	1	0	1	1	1	0	0
EDWARDS, David 2b	3	1	1	0	0	0	1	0	1
CHEEK, Tommy 1b	4	0	0	1	0	2	5	1	0
COHEN, Tyler dh/p	3	0	1	2	0	1	0	0	1
HORTH, Brandon p	0	0	0	0	0	0	0	0	0
TREZEK, Cole ph	1	0	0	0	0	0	0	0	0
DONNELS, Tanner rf	4	0	1	0	0	3	5	0	1
BARNETT, Chris lf	3	0	0	0	0	1	2	0	0
DOZIER, Kyle lf	1	0	0	0	0	1	1	0	1
BROWN, Cassidy c	3	0	0	0	0	0	4	2	0
BOEKE, Ted 3b	3	0	1	0	0	1	2	1	0
McGRATH, Patrick p	0	0	0	0	0	0	1	1	0
DAHLSON, Bret p	0	0	0	0	0	0	1	1	0
Totals	31	3	6	3	1	12	27	8	4

Score by Innings	1	2	3	4	5	6	7	8	9	R	H	E
Oregon	0	0	0	0	0	0	2	1	2	**5**	**10**	**0**
LMU	0	0	0	2	0	1	0	0	0	**3**	**6**	**0**

DP - LMU 1. LOB - ORE 5; LMU 4. 2B - Heineman, S(2); Garlick, K(2). 3B - Balta, A.J(1); MILLER, A.(1); COHEN, T.(1). HR - Garlick, K(1). HBP - Grebeck, A; MILLER, A.. SH - Minjares, K(2); EDWARDS, D.(1). SB - Payne, A(3); FLETCHER, D.(4). CS - Santos, D(1); FLETCHER, D.(1).

Oregon	ip	h	r	er	bb	so	ab	bf	np
Krook, Matt	6.1	3	3	1	11	21	24	98
Hunter, Darrell	1.2	2	0	0	0	0	6	6	9
Reed, Jake	1.0	1	0	0	0	1	4	4	15

LMU	ip	h	r	er	bb	so	ab	bf	np
McGRATH, Patrick	6.1	5	2	2	2	3	22	24	84
DAHLSON, Bret	1.0	1	1	1	0	0	2	3	8
COHEN, Tyler	1.1	3	2	2	0	1	7	7	25
HORTH, Brandon	0.1	1	0	0	0	0	2	3	6

Win - Hunter, D (2-0). Loss - COHEN, T. (0-1). Save - Reed, J (2).
WP - Krook, M(8); McGRATH, P.(1). HBP - by Krook, M (MILLER, A.); by HORTH, B. (Grebeck, A). Inherited runners/scored: DAHLSON, B. 1/0; COHEN, T. 1/1; HORTH, B. 2/2. Pitches/strikes: Krook, M 98/62; Hunter, D 9/7; Reed, J 15/9; McGRATH, P. 84/49; DAHLSON, B. 8/5; COHEN, T. 25/18; HORTH, B. 6/3.

Umpires - HP: Craig Compton 1B: Jason Kaminsky 3B: Rob Hansen
Start: 1:04 PM Time: 2:46 Attendance: 368
Weather: Partly Cloudy, 67 Degrees

GAME 7 | #11 OREGON 4, LMU 3

Feb 23, 2014 at Los Angeles, Calif. (Page Stadium)

Oregon 4 (7-0)

Player	ab	r	h	rbi	bb	so	po	a	lob
Heineman, Scott 3b	3	1	0	0	0	1	0	2	0
Packard, Steven ph	1	0	0	0	0	0	0	0	0
Chase, Shaun c	0	0	0	0	0	0	2	0	0
Payne, Aaron 2b	4	0	2	0	0	2	0	2	0
Baumgartner, Tyler rf	4	0	1	0	0	1	1	0	1
Tolman, Mitchell 1b	4	1	2	1	0	0	11	0	0
Garlick, Kyle dh	0	0	0	0	4	0	0	0	0
Balta, A.J. lf	4	0	2	0	0	1	3	0	0
Graham, Josh c	3	0	0	0	0	2	4	0	2
Grebeck, Austin ph/cf	1	1	1	0	0	0	0	0	0
Hofmann, Connor cf	3	0	0	0	0	2	6	0	2
Meredith, Craig ph	0	0	0	0	0	0	0	0	0
Bryant, J.B. ph	0	0	0	1	0	0	0	0	0
Karaviotis, Mark ss	0	0	0	0	0	0	0	0	0
Minjares, Kevin ss/3b	4	1	1	0	0	0	0	1	0
Spencer, Jordan p	0	0	0	0	0	0	0	3	0
Paddon, Trent p	0	0	0	0	0	0	0	1	0
Cleavinger, Garrett p	0	0	0	0	0	0	0	1	0
Reed, Jake p	0	0	0	0	0	0	0	0	0
Totals	31	4	9	2	4	9	27	10	6

LMU 3 (2-5)

Player	ab	r	h	rbi	bb	so	po	a	lob
FLETCHER, David ss	4	1	1	1	0	0	2	3	0
MILLER, Austin cf	4	1	1	1	0	2	2	0	1
EDWARDS, David 2b	4	0	2	1	0	0	1	5	0
CHEEK, Tommy 1b	3	0	1	0	0	0	10	0	1
COHEN, Tyler dh	3	0	1	0	1	1	0	0	1
DONNELS, Tanner rf	4	0	1	0	0	0	0	0	1
BARNETT, Chris lf	2	0	0	0	0	0	0	0	2
TREZEK, Cole ph/lf	2	0	0	0	0	1	1	0	0
GARCIA, Kevin c	4	1	1	0	0	1	9	3	0
BOEKE, Ted 3b	1	0	0	0	1	0	2	1	0
JACK, Jimmy ph	1	0	0	0	0	1	0	0	0
FUENTES, Carlos p	0	0	0	0	0	0	0	0	0
BUSFIELD, J.D. p	0	0	0	0	0	0	0	1	0
BUCKLE, Sean p	0	0	0	0	0	0	0	1	0
DAHLSON, Bret p	0	0	0	0	0	0	0	0	0
Totals	32	3	8	3	2	6	27	14	6

Score by Innings	1	2	3	4	5	6	7	8	9	R	H	E
Oregon	0	0	3	0	0	0	0	0	1	**4**	**9**	**1**
LMU	0	0	0	0	3	0	0	0	0	**3**	**8**	**2**

E - Hofmann, C(1); MILLER, A.(1); BOEKE, T.(1). DP - LMU 3. LOB - ORE 6; LMU 6. 2B - Baumgartner(5); Balta, A.J(2); Grebeck, A(1). 3B - MILLER, A.(2). HR - Tolman, M(1). HBP - Heineman, S. SH - CHEEK, T.(1); BOEKE, T.(1). SF - Bryant, J.B.(1). SB - Heineman, S(3). CS - Baumgartner(1).

Oregon	ip	h	r	er	bb	so	ab	bf	np
Spencer, Jordan	4.1	6	3	3	2	1	17	20	68
Paddon, Trent	2.2	1	0	0	0	2	9	9	28
Cleavinger, Garrett	1.0	1	0	0	0	1	3	4	21
Reed, Jake	1.0	0	0	0	0	2	3	3	14

LMU	ip	h	r	er	bb	so	ab	bf	np
FUENTES, Carlos	3.0	5	3	3	2	4	13	16	67
BUSFIELD, J.D.	1.0	0	0	0	0	1	3	3	10
BUCKLE, Sean	4.0	4	1	1	2	4	13	15	72
DAHLSON, Bret	1.0	0	0	0	0	0	2	3	10

Win - Cleavinger (2-0). Loss - BUCKLE, S. (0-2). Save - Reed, J (3).
WP - Spencer, J(1). HBP - by FUENTES, C. (Heineman, S). Inherited runners/scored: Paddon, T 1/1; DAHLSON, B. 1/1. Pitches/strikes: Spencer, J 68/43; Paddon, T 28/17; Cleavinger 21/15; Reed, J 14/9; FUENTES, C. 67/41; BUSFIELD, J. 10/8; BUCKLE, S. 72/42; DAHLSON, B. 10/8.

Umpires - HP: Jason Kaminsky 1B: Rob Hansen 3B: Craig Compton
Start: 1:04 PM Time: 3:13 Attendance: 857
Weather: 67 Degrees, Sunny
BUCKLE, S. faced 1 batter in the 9th.

GAME 8 | UC IRVINE 3, LMU 2 (11)

Feb 25, 2014 at Irvine, CA (Anteater Ballpark)

LMU 2 (2-6)

Player	ab	r	h	rbi	bb	so	po	a	lob
FLETCHER, David ss	4	0	2	0	0	0	1	3	0
MILLER, Austin cf	4	1	1	0	0	0	3	0	0
EDWARDS, David 2b	5	0	0	0	0	2	1	4	0
CHEEK, Tommy dh	4	0	0	0	1	2	2	0	2
COHEN, Tyler 3b	4	0	1	0	1	2	0	1	0
FUENTES, Carlos p	0	0	0	0	0	0	0	0	0
DONNELS, Tanner rf	5	0	1	0	0	1	3	0	3
BOEKE, Ted 1b	4	0	1	0	0	1	8	0	0
BROWN, Cassidy c	4	0	2	0	0	2	12	1	0
HAMMOND, Trent lf	3	1	1	0	0	1	0	0	2
DOZIER, Kyle lf	1	0	0	0	0	1	0	0	0
HORTH, Brandon p	0	0	0	0	0	0	1	0	0
PEABODY, Tim p	0	0	0	0	0	0	0	0	0
DAHLSON, Bret p	0	0	0	0	0	0	0	0	0
Totals	38	2	9	0	2	12	31	9	7

UC Irvine 3 (5-3)

Player	ab	r	h	rbi	bb	so	po	a	lob
Palmer, Grant dh	4	0	0	0	1	2	0	0	2
Rabago, Chris ss	5	0	0	0	0	2	2	3	1
Sparks, Taylor 3b	5	0	1	0	0	2	2	1	0
Spencer, Connor 1b	3	0	0	0	1	0	11	3	0
McClanahan, Jerry c	5	0	0	0	0	3	11	5	4
Paulino, Kris rf	4	2	1	0	1	1	1	0	0
Alcantara, Adam lf	1	0	0	0	0	1	0	0	0
Cooper, Ryan ph	3	1	1	0	0	1	0	0	0
Herkins, Jonathan cf	0	0	0	0	0	0	0	0	0
Cassolato, Evan ph	3	0	2	1	1	0	1	0	0
Duarte, Mikey 2b	2	0	0	1	0	1	4	1	1
Munoz, Jonathan ph	1	0	1	1	0	0	0	0	0
Brontsema, John pr	0	0	0	0	0	0	0	2	0
Manarino, Evan p	0	0	0	0	0	0	1	4	0
Martin, Michael p	0	0	0	0	0	0	0	0	0
Fielding, Matt p	0	0	0	0	0	0	0	1	0
Davis, Kyle p	0	0	0	0	0	0	0	0	0
Moore, Sam p	0	0	0	0	0	0	0	0	0
Litchfield, Jimmy p	0	0	0	0	0	0	0	0	0
Totals	36	3	6	3	4	13	33	20	10

Score by Innings	1	2	3	4	5	6	7	8	9	10	11	R	H	E
LMU	0	0	2	0	0	0	0	0	0	0	0	**2**	**9**	**0**
UC Irvine	0	0	0	1	0	0	0	0	1	0	1	**3**	**6**	**1**

Note: 1 out, 2 runners LOB when the game ended.

E - Duarte(1). LOB - LMU 7; UCI 10. HBP - Spencer; Cooper; Herkins. SH - FLETCHER, D.(2); MILLER, A.(2). SF - Duarte(1). SB - BROWN, C.(1); Palmer(1); Cooper(1). CS - FLETCHER, D.(2); DONNELS, T.(1).

LMU	ip	h	r	er	bb	so	ab	bf	np
HORTH, Brandon	3.0	1	1	1	3	5	10	15	66
PEABODY, Tim	2.0	0	0	0	1	1	5	7	27
DAHLSON, Bret	3.0	1	0	0	0	3	10	10	33
COHEN, Tyler	2.1	3	2	2	0	4	10	11	43
FUENTES, Carlos	0.0	1	0	0	0	0	1	1	2

UC Irvine	ip	h	r	er	bb	so	ab	bf	np
Manarino, Evan	4.1	9	2	0	0	1	18	20	62
Martin, Michael	0.1	0	0	0	2	0	1	3	16
Fielding, Matt	0.1	0	0	0	0	0	1	1	2
Davis, Kyle	3.0	0	0	0	0	6	9	9	29
Moore, Sam	2.2	0	0	0	0	5	8	8	35
Litchfield, Jimmy	0.1	0	0	0	0	0	1	1	4

Win - Litchfield (1-0). Loss - COHEN, T. (0-2). Save - None.
WP - PEABODY, T.(1). HBP - by HORTH, B. (Spencer); by HORTH, B. (Herkins); by COHEN, T. (Cooper). BK - Martin(1). Inherited runners/scored: PEABODY, T. 1/1; FUENTES, C. 2/1; Martin 1/0; Fielding 3/0. Pitches/strikes: HORTH, B. 66/32; PEABODY, T. 27/15; DAHLSON, B. 33/23; COHEN, T. 43/27; FUENTES, C. 2/2; Manarino 62/45; Martin 16/5; Fielding 2/1; Davis 29/23; Moore 35/25; Litchfield 4/3.

Umpires - HP: Bill Barnes 1B: Paul Graham 3B: Heath Jones
Start: 6:32 PM Time: 3:22 Attendance: 441
Weather: 62 degrees, 10 mph SSW

2014 BOX SCORES | GAMES 9-12

GAME 9 | UTAH 7, LMU 6

Mar 01, 2014 at Los Angeles, Calif. (Page Stadium)

Utah 7 (5-3)

Player	ab	r	h	rbi	bb	so	po	a	lob
Yagi, Tyler rf	4	1	2	0	0	1	1	0	0
Rose, Josh pr/rf	0	0	0	0	0	0	1	0	0
Davis 2b	3	0	0	1	0	1	2	2	0
Young, AJ c	2	1	1	1	2	1	9	0	1
Bennett, TJ 1b	5	1	3	1	0	2	10	0	1
Smith, W. cf	4	1	1	2	0	0	1	0	3
Armijo dh	4	0	0	0	0	2	0	0	0
Jones, Zach pr	0	1	0	0	0	0	0	0	0
Schuman lf	2	0	0	0	2	0	1	0	0
Larsen 3b	4	0	0	0	0	2	1	1	2
Hunt, Cory ss	4	2	2	0	0	2	1	3	0
Watrous p	0	0	0	0	0	0	0	2	0
Chapman p	0	0	0	0	0	0	0	1	0
Green, N. p	0	0	0	0	0	0	0	1	0
Totals	32	7	9	5	4	11	27	10	7

LMU 6 (2-7)

Player	ab	r	h	rbi	bb	so	po	a	lob
MILLER, Austin cf	2	2	0	1	0	0	2	0	0
FLETCHER, David ss	3	0	1	2	1	0	3	5	0
DONNELS, Tanner rf	4	1	1	0	1	0	1	0	4
CHEEK, Tommy 1b	3	0	0	2	0	0	9	0	0
EDWARDS, David 2b	5	0	1	1	0	4	1	2	2
COHEN, Tyler 3b	1	0	0	0	0	0	0	0	0
BOEKE, Ted 3b	4	0	0	0	0	2	0	2	0
JACK, Jimmy dh	4	1	1	0	0	2	0	0	2
GARCIA, Kevin c	3	2	2	0	1	1	10	0	0
TREZEK, Cole lf	2	0	1	0	1	0	1	0	1
SAVAGE, Brice pr	0	0	0	0	0	0	0	0	0
DOZIER, Kyle lf	0	0	0	0	0	0	0	0	0
WELMON, Colin p	0	0	0	0	0	0	0	1	0
FUENTES, Carlos p	0	0	0	0	0	0	0	0	0
DAHLSON, Bret p	0	0	0	0	0	0	0	0	0
Totals	31	6	7	6	4	9	27	10	9

Score by Innings	1	2	3	4	5	6	7	8	9	R	H	E
Utah	1	0	1	0	1	0	0	4	0	**7**	**9**	**1**
LMU	0	0	0	0	3	0	2	1	0	**6**	**7**	**3**

E - Watrous(1); EDWARDS, D.(2); GARCIA, K.(2); DAHLSON, B.(1). DP - LMU 2. LOB - UTAH 7; LMU 9. 2B - Smith, W.(2); Hunt, Cory 2(2). HBP - Young, AJ; MILLER, A. 2. SH - Yagi, Tyler(3); Davis(2); Smith, W.(1); MILLER, A.(3); FLETCHER, D.(3); CHEEK, T.(2); TREZEK, C.(1). SF - Davis(2); CHEEK, T.(3). SB - Yagi, Tyler 2(5); DONNELS, T.(3).

Utah	ip	h	r	er	bb	so	ab	bf	np
Watrous	6.0	4	4	3	3	6	21	28	95
Chapman	1.0	3	2	2	1	2	5	8	26
Green, N.	2.0	0	0	0	0	1	5	6	25

LMU	ip	h	r	er	bb	so	ab	bf	np
WELMON, Colin	7.0	7	3	2	2	8	24	29	99
FUENTES, Carlos	0.0	2	4	2	2	1	3	5	19
DAHLSON, Bret	2.0	0	0	0	0	2	5	7	23

Win - Chapman (2-0). Loss - FUENTES, C. (1-1). Save - Green, N. (3).
WP - WELMON, C.(1); FUENTES, C.(1). HBP - by Watrous (MILLER, A.); by Watrous (MILLER, A.); by DAHLSON, B. (Young, AJ). BK - Watrous(1). Inherited runners/scored: Chapman 1/1; Green, N. 2/1; DAHLSON, B. 2/1. Pitches/strikes: Watrous 95/60; Chapman 26/14; Green, N. 25/15; WELMON, C. 99/63; FUENTES, C. 19/10; DAHLSON, B. 23/17.

Umpires - HP: William VanRaaphorst 1B: Bradley Hungerford 3B: Mike Lusky
Start: 1:00 PM Time: 3:05 Attendance:
Weather: 58 Degrees, Overcast
Watrous faced 1 batter in the 7th.
FUENTES, C. faced 5 batters in the 8th.
Chapman faced 2 batters in the 8th.

GAME 10 | LMU 2, UTAH 0

Mar 01, 2014 at Los Angeles, Calif. (Page Stadium)

Utah 0 (5-4)

Player	ab	r	h	rbi	bb	so	po	a	lob
Davis 2b	4	0	0	0	0	0	2	0	0
Hunt, Cory ss	4	0	1	0	0	1	2	3	0
Young, AJ dh	4	0	0	0	0	2	0	0	2
Bennett, TJ 1b	3	0	1	0	0	0	4	1	0
Smith, W. cf	2	0	1	0	1	0	3	0	0
Schuman lf	4	0	0	0	0	3	1	0	0
Armijo c	3	0	0	0	0	1	5	4	2
Larsen 3b	3	0	1	0	0	2	4	0	2
Rose, Josh rf	2	0	0	0	0	1	1	0	0
Simmons ph/rf	1	0	0	0	0	0	1	0	0
Banks, T. p	0	0	0	0	0	0	0	1	0
Helton p	0	0	0	0	0	0	1	1	0
Totals	30	0	4	0	1	10	24	10	6

LMU 2 (3-7)

Player	ab	r	h	rbi	bb	so	po	a	lob
FLETCHER, David ss	4	0	0	0	0	1	1	1	0
MILLER, Austin cf	3	1	1	0	1	0	4	0	0
CHEEK, Tommy 1b	4	0	1	1	0	1	6	2	3
DONNELS, Tanner rf	3	0	2	0	1	0	1	0	0
GARCIA, Kevin dh	3	0	1	0	0	1	0	0	1
HAMMOND, Trent lf	1	0	0	0	1	0	1	0	0
JACK, Jimmy ph	1	0	0	0	0	1	0	0	0
DOZIER, Kyle lf	0	0	0	0	0	0	1	0	0
SAVAGE, Brice 2b	2	0	1	0	2	0	1	2	2
BROWN, Cassidy c	3	1	0	0	1	1	10	1	3
BOEKE, Ted 3b	3	0	0	0	0	0	1	2	0
McGRATH, Patrick p	0	0	0	0	0	0	0	0	0
BUCKLE, Sean p	0	0	0	0	0	0	1	2	0
Totals	27	2	6	1	6	5	27	10	9

Score by Innings	1	2	3	4	5	6	7	8	9	R	H	E
Utah	0	0	0	0	0	0	0	0	0	**0**	**4**	**3**
LMU	1	1	0	0	0	0	0	0	X	**2**	**6**	**1**

E - Hunt, Cory 2(2); Larsen(1); CHEEK, T.(1). LOB - UTAH 6; LMU 9. 2B - CHEEK, T.(2). HBP - Bennett, TJ; HAMMOND, T.. SH - Smith, W.(2); GARCIA, K.(1). SB - Smith, W.(2); MILLER, A. 2(4). CS - Smith, W.(1); DONNELS, T. 2(3); SAVAGE, B.(1); BROWN, C.(1).

Utah	ip	h	r	er	bb	so	ab	bf	np
Banks, T.	1.1	3	2	1	2	1	5	8	37
Helton	6.2	3	0	0	4	4	22	27	96

LMU	ip	h	r	er	bb	so	ab	bf	np
McGRATH, Patrick	2.0	1	0	0	0	2	7	8	21
BUCKLE, Sean	7.0	3	0	0	1	8	23	25	96

Win - BUCKLE, S. (1-2). Loss - Banks, T. (1-1). Save - None.
WP - Banks, T.(1). HBP - by Banks, T. (HAMMOND, T.); by BUCKLE, S. (Bennett, TJ). Inherited runners/scored: Helton 2/1. Pitches/strikes: Banks, T. 37/20; Helton 96/57; McGRATH, P. 21/17; BUCKLE, S. 96/61.

Umpires - HP: Bradley Hungerford 1B: Mike Lusky 3B: William VanRaaphorst
Start: 5:50 PM Time: 2:44 Attendance: 168
Weather: Overcast, 54 Degrees
Game notes:
The game was suspended in the bottom of the second inning on 3/1. Game resumed at 10 AM on 3/2 prior to the regularly-scheduled game.

GAME 11 | LMU 4, UTAH 1

Mar 02, 2014 at Los Angeles, Calif. (Page Stadium)

Utah 1 (5-5)

Player	ab	r	h	rbi	bb	so	po	a	lob
Davis 2b	3	1	2	0	1	1	0	4	0
Hunt, Cory ss	3	0	0	0	1	0	3	5	1
Young, AJ c	3	0	0	0	1	0	6	1	0
Bennett, TJ 1b	4	0	1	0	0	1	13	0	2
Smith, W. cf	4	0	1	0	0	0	0	0	0
Helton dh	3	0	2	0	0	0	0	0	0
Schuman lf	4	0	1	0	0	1	1	0	2
Simmons rf	2	0	0	0	1	1	0	0	1
Rose, Josh rf	1	0	0	0	0	1	1	0	1
Scaggari 3b	3	0	0	0	0	1	0	1	0
Carroll, Dln p	0	0	0	0	0	0	0	2	0
Adams, Zach p	0	0	0	0	0	0	0	0	0
Totals	30	1	7	0	4	6	24	13	7

LMU 4 (4-7)

Player	ab	r	h	rbi	bb	so	po	a	lob
FLETCHER, David ss	4	0	0	0	0	1	3	3	0
MILLER, Austin cf	4	0	0	0	0	1	0	0	1
DONNELS, Tanner rf	4	1	1	0	0	1	0	0	0
CHEEK, Tommy 1b	3	1	1	0	0	1	10	1	0
GARCIA, Kevin c	3	0	0	0	0	0	6	2	0
EDWARDS, David 2b	2	1	1	1	0	1	5	3	0
TREZEK, Cole lf	3	0	1	2	0	1	3	0	0
DOZIER, Kyle lf	0	0	0	0	0	0	0	0	0
JACK, Jimmy dh	3	1	1	1	0	1	0	0	1
BOEKE, Ted 3b	3	0	1	0	0	0	0	6	0
HORTH, Brandon p	0	0	0	0	0	0	0	0	0
PEABODY, Tim p	0	0	0	0	0	0	0	0	0
FUENTES, Carlos p	0	0	0	0	0	0	0	0	0
DAHLSON, Bret p	0	0	0	0	0	0	0	0	0
COHEN, Tyler p	0	0	0	0	0	0	0	0	0
Totals	29	4	6	4	0	7	27	15	2

Score by Innings	1	2	3	4	5	6	7	8	9	R	H	E
Utah	1	0	0	0	0	0	0	0	0	**1**	**7**	**0**
LMU	0	0	1	2	0	1	0	0	X	**4**	**6**	**0**

DP - LMU 3. LOB - UTAH 7; LMU 2. 2B - Davis(1); CHEEK, T.(3); TREZEK, C.(1). HR - JACK, J.(1). HBP - Helton; EDWARDS, D.. CS - Bennett, TJ(1).

Utah	ip	h	r	er	bb	so	ab	bf	np
Carroll, Dln	6.0	6	4	4	0	5	23	24	87
Adams, Zach	2.0	0	0	0	0	2	6	6	22

LMU	ip	h	r	er	bb	so	ab	bf	np
HORTH, Brandon	3.0	4	1	1	2	1	11	13	46
PEABODY, Tim	2.0	1	0	0	2	0	5	7	24
FUENTES, Carlos	2.0	1	0	0	0	3	7	8	28
DAHLSON, Bret	1.0	0	0	0	0	1	3	3	9
COHEN, Tyler	1.0	1	0	0	0	1	4	4	16

Win - PEABODY, T. (1-0). Loss - Carroll, Dln (1-1). Save - COHEN, T. (2).
WP - HORTH, B. 2(2); FUENTES, C.(2). HBP - by Carroll, Dln (EDWARDS, D.); by FUENTES, C. (Helton). Inherited runners/scored: None. Pitches/strikes: Carroll, Dln 87/60; Adams, Zach 22/12; HORTH, B. 46/25; PEABODY, T. 24/13; FUENTES, C. 28/18; DAHLSON, B. 9/7; COHEN, T. 16/11.

Umpires - HP: Mike Lusky 1B: William VanRaaphorst 3B: Bradley Hungerford
Start: 12:41 PM Time: 2:30 Attendance: 237
Weather: 63 Degrees, Cloudy

GAME 12 | LMU 6, #13 UCLA 1

Mar 04, 2014 at Los Angeles, Calif. (Jackie Robinson Std.)

LMU 6 (5-7)

Player	ab	r	h	rbi	bb	so	po	a	lob
MILLER, Austin cf	4	1	2	1	0	0	2	0	1
FLETCHER, David ss	5	1	3	2	0	1	3	2	2
DONNELS, Tanner rf	3	0	1	1	1	0	3	0	0
CHEEK, Tommy 1b	5	0	1	1	0	1	7	1	3
EDWARDS, David 2b	2	1	0	0	2	0	4	4	0
GARCIA, Kevin c	4	1	1	0	0	0	4	1	0
JACK, Jimmy dh	5	0	0	0	0	4	0	0	2
BOEKE, Ted 3b	3	2	1	1	0	1	0	1	3
TREZEK, Cole lf	1	0	0	0	0	0	1	0	0
SAVAGE, Brice ph	0	0	0	0	0	0	0	0	0
DOZIER, Kyle lf	1	0	0	0	0	0	2	0	0
McGRATH, Patrick p	0	0	0	0	0	0	1	1	0
DAHLSON, Bret p	0	0	0	0	0	0	0	0	0
Totals	33	6	9	6	3	7	27	10	11

UCLA 1 (7-5)

Player	ab	r	h	rbi	bb	so	po	a	lob
Carroll, Brian cf	4	0	3	0	0	0	0	0	0
Stephens, Brett dh	2	0	0	0	0	0	0	0	0
Peterson, Kort ph	1	0	0	0	0	0	0	0	0
Zeile, Shane c	3	0	1	0	1	0	6	1	2
Moore, Ty lf	4	0	1	0	0	1	4	0	2
Persico, Luke 2b	4	1	1	0	0	2	4	3	0
Bono, Christoph rf	4	0	0	0	0	1	1	0	1
Hazard, Justin 1b	2	0	0	1	0	0	9	1	0
Chatterton, Trent ss	3	0	1	0	0	0	1	2	0
Keck, Chris 3b	2	0	0	0	0	0	1	3	0
Urabe, Brett 3b	1	0	0	0	0	0	0	0	0
Dyer, Grant p	0	0	0	0	0	0	0	1	0
Burke, Scott p	0	0	0	0	0	0	0	0	0
Schuh, Max p	0	0	0	0	0	0	0	0	0
Kern, Nick p	0	0	0	0	0	0	1	0	0
Berg, David p	0	0	0	0	0	0	0	1	0
Totals	30	1	7	1	1	4	27	12	5

Score by Innings	1	2	3	4	5	6	7	8	9	R	H	E
LMU	0	0	0	1	1	0	2	2	0	**6**	**9**	**0**
UCLA	0	0	0	0	0	0	1	0	0	**1**	**7**	**2**

E - Persico(2); Urabe(1). DP - LMU 1; UCLA 1. LOB - LMU 11; UCLA 5. 2B - Persico(2); Chatterton(2). HBP - MILLER, A.; EDWARDS, D.; GARCIA, K.; BOEKE, T.. SH - DONNELS, T.(1); BOEKE, T.(2); TREZEK, C.(2); SAVAGE, B.(2); Stephens(4). SF - Hazard(1). SB - EDWARDS, D.(3). CS - Carroll(4).

LMU	ip	h	r	er	bb	so	ab	bf	np
McGRATH, Patrick	7.0	5	1	1	1	3	23	26	85
DAHLSON, Bret	2.0	2	0	0	0	1	7	7	25

UCLA	ip	h	r	er	bb	so	ab	bf	np
Dyer, Grant	4.1	4	2	2	1	1	17	20	56
Burke, Scott	1.2	1	1	1	1	1	5	6	32
Schuh, Max	0.1	0	1	1	0	0	0	2	10
Kern, Nick	1.2	3	2	1	0	3	7	10	44
Berg, David	1.0	1	0	0	1	2	4	6	22

Win - McGRATH, P. (1-0). Loss - Dyer (1-2). Save - None.
HBP - by Dyer (BOEKE, T.); by Schuh (MILLER, A.); by Kern (EDWARDS, D.); by Berg (GARCIA, K.). Inherited runners/scored: Burke 2/0; Schuh 1/0; Kern 2/2. Pitches/strikes: McGRATH, P. 85/59; DAHLSON, B. 25/17; Dyer 56/35; Burke 32/19; Schuh 10/4; Kern 44/25; Berg 22/14.

Umpires - HP: Heath Jones 1B: Dwayne Finley 3B: Dave Gimbi
Start: 6:00 PM Time: 3:12 Attendance: 409
Weather: 63 degrees, clear
Burke faced 1 batter in the 7th.

2014 BOX SCORES | GAMES 13-16

GAME 13 | LMU 12, CSUN 11 (13)

Mar 05, 2014 at Los Angeles, Calif. (Page Stadium)

Cal State Northridge 11 (6-7)

Player	ab	r	h	rbi	bb	so	po	a	lob
Balkan, Brett ss	5	2	1	1	2	0	2	3	0
Colantono, William 1b	4	1	0	0	1	2	16	1	1
Garbella, Nico lf	2	1	0	0	0	1	2	0	0
Mercado, Alexis ph	1	0	0	0	0	1	0	0	0
Blaser, Nick lf	3	0	1	1	0	0	0	0	3
Harrison, Devin dh	2	1	0	0	0	0	0	0	0
Livingston, Michael ph/dh	3	1	1	1	1	1	0	0	0
Lowe, Ranny cf	5	1	1	0	1	2	4	0	0
Osuna, Nicolas 3b	7	1	3	2	0	0	1	2	2
Pak, Chester rf	4	1	2	2	1	1	0	1	1
Raslowsky, Ryan 2b	5	1	1	1	1	0	1	2	0
Murphy, Nick c	4	1	0	0	1	1	8	4	3
Timmerman, Daniel ph	1	0	0	0	0	1	0	0	0
Alexander, Dylan c	0	0	0	0	0	0	2	0	0
Salas, John p	0	0	0	0	0	0	0	1	0
Cohen, Louis p	0	0	0	0	0	0	0	0	0
Warner, Brandon p	0	0	0	0	0	0	0	1	0
Coates, Michael p	0	0	0	0	0	0	0	0	0
Cortez, Anthony p	0	0	0	0	0	0	0	1	0
Maltese, Shay p	0	0	0	0	0	0	0	0	0
Rosenberg, Kenny p	0	0	0	0	0	0	0	0	0
Ferramola, Kyle p	0	0	0	0	0	0	0	0	0
Totals	46	11	10	8	8	10	36	16	10

LMU 12 (6-7)

Player	ab	r	h	rbi	bb	so	po	a	lob
FLETCHER, David ss	8	2	2	0	0	1	2	6	3
MILLER, Austin cf	6	2	3	0	1	1	0	0	0
CHEEK, Tommy 1b	6	2	5	1	0	1	10	2	0
SAVAGE, Brice pr/3b	1	1	1	0	1	0	0	2	0
DONNELS, Tanner rf	6	2	6	2	1	0	3	1	0
EDWARDS, David 2b	5	1	1	1	1	0	2	5	5
BARNETT, Chris lf	7	2	3	2	0	3	1	0	4
BOEKE, Ted 3b/1b	5	0	1	1	0	3	7	2	0
BROWN, Cassidy c	3	0	0	0	0	1	7	1	2
TREZEK, Cole ph	1	0	1	1	0	0	0	0	0
GARCIA, Kevin c	2	0	0	1	0	1	7	2	0
HAMMOND, Trent dh	3	0	1	0	0	0	0	0	1
JACK, Jimmy ph/dh	2	0	0	1	0	2	0	0	0
RUSSELL, Mitch p	0	0	0	0	0	0	0	2	0
PEABODY, Tim p	0	0	0	0	0	0	0	0	0
SILVA, Michael p	0	0	0	0	0	0	0	0	0
HORTH, Brandon p	0	0	0	0	0	0	0	1	0
FUENTES, Carlos p	0	0	0	0	0	0	0	1	0
COHEN, Tyler p	0	0	0	0	0	0	0	0	0
ARRIAGA, Brenton p	0	0	0	0	0	0	0	1	0
Totals	55	12	24	10	4	13	39	26	19

Score by Innings	1	2	3	4	5	6	7	8	9	10	11	12	13	R	H	E
Cal State Northridge	0	2	0	0	1	2	5	0	0	0	1	0	0	**11**	**10**	**1**
LMU	0	1	2	0	0	4	0	2	1	0	1	0	1	**12**	**24**	**7**

Note: None out, 3 runners LOB when the game ended.

E - Balkan(2); FLETCHER, D.(1); EDWARDS, D.(3); BOEKE, T.(2); BROWN, C.(1); GARCIA, K. 2(4); FUENTES, C.(1). DP - CSUN 2; LMU 1. LOB - CSUN 10; LMU 19. 2B - FLETCHER, D.(1); CHEEK, T.(4); DONNELS, T.(1). 3B - SAVAGE, B.(1). HBP - Garbella; Harrison; Lowe; DONNELS, T.; EDWARDS, D.; BOEKE, T.; GARCIA, K.. SH - Colantono 2(3); MILLER, A.(4); BOEKE, T.(3); HAMMOND, T.(1). SF - Pak(3); JACK, J.(1). SB - Livingston(3); Raslowsky 3(8); MILLER, A. 2(6); DONNELS, T.(4); BARNETT, C.(1). CS - Pak(2).

Cal State Northridge	ip	h	r	er	bb	so	ab	bf	np
Salas, John	2.2	6	3	2	0	1	13	16	50
Cohen, Louis	1.0	2	0	0	1	1	5	6	20
Warner, Brandon	1.1	2	0	0	0	1	6	6	22
Coates, Michael	1.0	5	4	4	0	0	7	8	25
Cortez, Anthony	1.0	2	2	2	0	1	5	6	23
Maltese, Shay	4.0	5	2	2	1	7	14	18	69
Rosenberg, Kenny	1.0	1	1	1	1	2	4	5	23
Ferramola, Kyle	0.0	1	0	0	1	0	1	2	6

LMU	ip	h	r	er	bb	so	ab	bf	np
RUSSELL, Mitch	3.1	3	2	1	2	1	12	15	53
PEABODY, Tim	1.2	0	1	0	0	2	5	5	17
SILVA, Michael	0.0	0	2	1	0	0	0	2	3
HORTH, Brandon	1.0	2	3	0	1	0	4	7	24
FUENTES, Carlos	2.0	2	2	0	1	2	8	9	35
COHEN, Tyler	3.0	2	1	1	2	1	10	13	52
ARRIAGA, Brenton	2.0	1	0	0	2	4	7	9	31

Win - ARRIAGA, B. (1-0). Loss - Rosenberg (0-1). Save - None.
WP - Cohen(1); Coates(1); Rosenberg(2); FUENTES, C.(3). HBP - by RUSSELL, M. (Lowe); by Salas (DONNELS, T.); by Salas (BOEKE, T.); by SILVA, M. (Garbella); by SILVA, M. (Harrison); by Cortez (EDWARDS, D.); by Maltese (GARCIA, K.). BK - Warner(1). PB - BROWN, C.(1). Inherited runners/scored: Cohen 2/0; Warner 3/0; Maltese 3/2; Ferramola 2/1; PEABODY, T. 2/0; HORTH, B. 2/2; FUENTES, C. 3/3. Pitches/strikes: Salas 50/29; Cohen 20/12; Warner 22/18; Coates 25/18; Cortez 23/14; Maltese 69/49; Rosenberg 23/12; Ferramola 6/2; RUSSELL, M. 53/32; PEABODY, T. 17/11; SILVA, M. 3/0; HORTH, B. 24/14; FUENTES, C. 35/21; COHEN, T. 52/35; ARRIAGA, B. 31/18.

Umpires - HP: Heath Jones 1B: Mike Jarboe 3B: Matthew Heersema

GAME 14 | LMU 4, NORTHERN KENTUCKY 2

Mar 07, 2014 at Los Angeles, Calif. (Page Stadium)

Northern Kentucky 2 (3-9)

Player	ab	r	h	rbi	bb	so	po	a	lob
COLLETTA, Kyle ss	3	0	1	0	0	0	4	2	1
KUZNICZCI, Cody dh	4	1	2	0	0	1	0	0	2
SPURLIN, Logan 1b	4	1	2	1	0	0	5	0	0
BOHLEN, Brad 3b	0	0	0	0	0	0	0	0	0
PROCYSHEN, Jordan c	2	0	0	1	0	0	3	3	0
ASMAN, Zac 2b	4	0	0	0	0	0	2	0	0
BAUML, Cole cf	4	0	0	0	0	1	3	0	4
MYERS, Josh rf	4	0	1	0	0	1	5	0	0
HEAD, David 3b/1b	3	0	0	0	0	0	0	0	0
HEADY, Quint ph	1	0	0	0	0	0	0	0	0
LEFEVERS, Ryan lf	4	0	1	0	0	1	2	0	0
COOPER, Cody p	0	0	0	0	0	0	0	2	0
SHAW, Jake p	0	0	0	0	0	0	0	0	0
Totals	33	2	7	2	0	4	24	7	7

LMU 4 (7-7)

Player	ab	r	h	rbi	bb	so	po	a	lob
FLETCHER, David ss	3	1	1	0	1	0	1	6	1
MILLER, Austin cf	4	1	2	0	0	1	3	0	0
CHEEK, Tommy 1b	3	2	2	2	0	0	12	0	0
DONNELS, Tanner rf	4	0	1	1	0	1	2	0	0
EDWARDS, David 2b	3	0	0	0	1	0	2	4	0
GARCIA, Kevin c	3	0	0	0	1	0	4	2	2
COHEN, Tyler 3b	2	0	0	1	0	0	0	2	0
SAVAGE, Brice dh	3	0	1	0	0	1	0	0	2
HAMMOND, Trent lf	3	0	0	0	0	1	2	0	0
DOZIER, Kyle lf	0	0	0	0	0	0	0	0	0
WELMON, Colin p	0	0	0	0	0	0	1	2	0
DAHLSON, Bret p	0	0	0	0	0	0	0	0	0
Totals	28	4	7	4	3	4	27	16	5

Score by Innings	1	2	3	4	5	6	7	8	9	R	H	E
Northern Kentucky	0	0	0	1	0	0	0	1	0	**2**	**7**	**1**
LMU	1	0	0	0	0	2	0	1	X	**4**	**7**	**1**

E - ASMAN(1); COHEN, T.(4). LOB - NKU 7; LMU 5. 2B - KUZNICZCI(2); SPURLIN(6). 3B - CHEEK, T.(1). HBP - COLLETTA; PROCYSHEN. SF - PROCYSHEN(2); CHEEK, T.(4); COHEN, T.(2). SB - MYERS(1); FLETCHER, D.(5); MILLER, A. 4(10). CS - FLETCHER, D.(3); DONNELS, T.(4).

Northern Kentucky	ip	h	r	er	bb	so	ab	bf	np
COOPER, Cody	7.0	5	3	2	3	4	24	29	92
SHAW, Jake	1.0	2	1	1	0	0	4	4	17

LMU	ip	h	r	er	bb	so	ab	bf	np
WELMON, Colin	7.2	7	2	2	0	3	29	32	100
DAHLSON, Bret	1.1	0	0	0	0	1	4	4	11

Win - WELMON, C. (2-1). Loss - COOPER (0-3). Save - DAHLSON, B. (1).
WP - WELMON, C.(2). HBP - by WELMON, C. (COLLETTA); by WELMON, C. (PROCYSHEN). Inherited runners/scored: DAHLSON, B. 1/0. Pitches/strikes: COOPER 92/49; SHAW 17/11; WELMON, C. 100/69; DAHLSON, B. 11/9.

Umpires - HP: Mark Roberts 1B: Gary Gilman 3B: Dwayne Finley
Start: 5:59 PM Time: 2:19 Attendance: 136
Weather: 65 Degrees, Clear Sky

GAME 15 | LMU 8, NORTHERN KENTUCKY 3

Mar 08, 2014 at Los Angeles, Calif. (Page Stadium)

Northern Kentucky 3 (3-10)

Player	ab	r	h	rbi	bb	so	po	a	lob
COLLETTA, Kyle ss	4	0	2	0	0	0	4	3	0
KUZNICZCI, Cody dh	4	1	1	0	0	0	0	0	0
SPURLIN, Logan 1b	3	1	0	0	1	1	7	0	0
PROCYSHEN, Jordan c	2	1	1	0	1	0	3	2	0
ASMAN, Zac 2b	3	0	1	2	0	0	3	3	1
BAUML, Cole cf	4	0	2	0	0	2	4	0	0
MYERS, Josh rf	3	0	0	0	1	2	2	0	2
HEAD, David 3b	3	0	0	1	0	1	0	0	0
LEFEVERS, Ryan lf	3	0	0	0	0	2	1	0	3
FARON, Dominic ph	1	0	0	0	0	1	0	0	0
JAFINE, Adam p	0	0	0	0	0	0	0	3	0
CAMPBELL, Drew p	0	0	0	0	0	0	0	0	0
WRIGHT, Wendell p	0	0	0	0	0	0	0	0	0
BOLIA, Alex p	0	0	0	0	0	0	0	0	0
Totals	30	3	7	3	3	9	24	11	6

LMU 8 (8-7)

Player	ab	r	h	rbi	bb	so	po	a	lob
FLETCHER, David ss	4	2	2	0	0	0	1	2	1
MILLER, Austin cf	4	1	2	0	0	0	0	0	0
CHEEK, Tommy 1b	1	0	0	2	1	0	12	0	3
DONNELS, Tanner rf	4	1	2	1	1	2	1	0	0
EDWARDS, David 2b	4	2	3	1	1	0	4	5	1
GARCIA, Kevin dh	5	0	1	1	0	0	0	0	5
BARNETT, Chris lf	3	0	0	0	0	0	1	0	1
JACK, Jimmy ph	1	1	1	1	0	0	0	0	0
DOZIER, Kyle lf	1	0	1	1	0	0	0	0	0
BROWN, Cassidy c	4	1	1	0	0	0	8	1	1
COHEN, Tyler 3b	4	0	1	0	0	1	0	2	0
BUCKLE, Sean p	0	0	0	0	0	0	0	1	0
PEABODY, Tim p	0	0	0	0	0	0	0	1	0
HORTH, Brandon p	0	0	0	0	0	0	0	0	0
Totals	35	8	14	7	3	3	27	12	12

Score by Innings	1	2	3	4	5	6	7	8	9	R	H	E
Northern Kentucky	2	0	0	0	0	1	0	0	0	**3**	**7**	**2**
LMU	0	0	0	0	3	3	1	1	X	**8**	**14**	**0**

E - ASMAN(2); BAUML(2). DP - LMU 2. LOB - NKU 6; LMU 12. 2B - KUZNICZCI(3); BAUML(2); EDWARDS, D. 2(2). HR - JACK, J.(2). HBP - PROCYSHEN; FLETCHER, D.; MILLER, A.; BROWN, C.. SH - ASMAN(1); HEAD(1); CHEEK, T.(3). SF - CHEEK, T. 2(6). SB - BAUML(2); FLETCHER, D.(6). CS - DONNELS, T.(5).

Northern Kentucky	ip	h	r	er	bb	so	ab	bf	np
JAFINE, Adam	4.2	4	3	3	3	2	17	23	74
CAMPBELL, Drew	0.2	3	2	2	0	1	5	5	10
WRIGHT, Wendell	1.0	3	2	1	0	0	5	7	20
BOLIA, Alex	1.2	4	1	1	0	0	8	9	32

LMU	ip	h	r	er	bb	so	ab	bf	np
BUCKLE, Sean	5.1	6	3	3	2	4	20	24	84
PEABODY, Tim	1.2	1	0	0	1	2	4	6	22
HORTH, Brandon	2.0	0	0	0	0	3	6	6	26

Win - PEABODY, T. (2-0). Loss - CAMPBELL (0-1). Save - None.
WP - JAFINE(2). HBP - by JAFINE (FLETCHER, D.); by BUCKLE, S. (PROCYSHEN); by WRIGHT (BROWN, C.); by BOLIA (MILLER, A.). PB - PROCYSHEN(2). Inherited runners/scored: CAMPBELL 1/1; WRIGHT 2/2; BOLIA 1/0; PEABODY, T. 2/1.
Pitches/strikes: JAFINE 74/40; CAMPBELL 10/7; WRIGHT 20/15; BOLIA 32/18; BUCKLE, S. 84/51; PEABODY, T. 22/14; HORTH, B. 26/21.

Umpires - HP: Gary Gilman 1B: Dwayne Finley 3B: Mark Roberts
Start: 6:01 PM Time: 2:58 Attendance: 148
Weather: 59 Degrees, Clear Sky

GAME 16 | LMU 13, NORTHERN KENTUCKY 10

Mar 09, 2014 at Los Angeles, Calif. (Page Stadium)

Northern Kentucky 10 (3-11)

Player	ab	r	h	rbi	bb	so	po	a	lob
COLLETTA, Kyle ss	2	1	0	0	0	0	0	0	1
HEADY, Quint 2b	2	0	1	0	0	0	1	1	0
KUZNICZCI, Cody dh	5	2	3	1	0	1	0	0	0
SPURLIN, Logan 1b	4	1	1	1	0	3	4	3	1
PROCYSHEN, Jordan c	5	2	3	4	0	1	6	0	1
ASMAN, Zac 2b/ss	4	1	1	0	1	0	1	1	0
BAUML, Cole cf	4	1	1	0	1	0	5	0	2
KELLOGG, Caleb rf	4	1	1	1	1	0	4	0	1
VAGNIER, Anthony lf	2	0	0	0	0	1	1	0	0
FARON, Dominic ph/lf	1	0	0	0	0	1	0	0	0
BOHLEN, Brad 3b	2	0	0	0	0	2	0	2	0
MYERS, Josh ph	1	0	0	0	0	0	0	0	0
HEAD, David 3b	1	1	1	2	0	0	0	0	0
SHAW, Jake p	0	0	0	0	0	0	1	0	0
LONKARD, Caleb p	0	0	0	0	0	0	1	0	0
CAMPBELL, Drew p	0	0	0	0	0	0	0	0	0
HARRIS, Aric p	0	0	0	0	0	0	0	0	0
Totals	37	10	12	9	3	9	24	7	6

LMU 13 (9-7)

Player	ab	r	h	rbi	bb	so	po	a	lob
MILLER, Austin cf	5	2	2	1	0	1	1	0	0
FLETCHER, David ss	5	0	2	3	0	0	0	4	2
DONNELS, Tanner rf	5	1	1	0	0	0	0	0	1
CHEEK, Tommy 1b	5	2	4	2	0	0	13	1	1
EDWARDS, David 2b	4	2	1	0	1	2	0	4	0
JACK, Jimmy dh	3	1	1	0	0	0	0	0	0
KENNEDY, Kevin ph/dh	2	0	2	1	0	0	0	0	0
BOEKE, Ted 3b	0	0	0	0	0	0	0	1	0
COHEN, Tyler 3b/p	5	3	2	3	0	1	0	1	2
TREZEK, Cole lf	1	1	0	0	1	1	2	0	0
DOZIER, Kyle ph/lf	1	0	0	0	0	1	1	0	0
GARCIA, Kevin c	3	1	2	2	0	0	9	0	0
McGRATH, Patrick p	0	0	0	0	0	0	1	2	0
RUSSELL, Mitch p	0	0	0	0	0	0	0	0	0
SILVA, Michael p	0	0	0	0	0	0	0	0	0
DAHLSON, Bret p	0	0	0	0	0	0	0	0	0
Totals	39	13	17	12	2	6	27	13	6

Score by Innings	1	2	3	4	5	6	7	8	9	R	H	E
Northern Kentucky	1	0	1	0	3	0	1	4	0	**10**	**12**	**2**
LMU	0	0	1	8	0	1	3	0	X	**13**	**17**	**1**

E - HEADY(2); PROCYSHEN(3); DONNELS, T.(1). DP - NKU 1. LOB - NKU 6; LMU 6. 2B - BAUML(3); HEAD(1); MILLER, A.(5); FLETCHER, D.(2). 3B - DONNELS, T.(1); COHEN, T.(2). HR - KUZNICZCI(2); PROCYSHEN 2(3); CHEEK, T.(1). HBP - COLLETTA; SPURLIN. SH - VAGNIER(1); TREZEK, C.(3). SF - GARCIA, K.(1). SB - MILLER, A.(11); FLETCHER, D.(7).

Northern Kentucky	ip	h	r	er	bb	so	ab	bf	np
SHAW, Jake	3.1	7	8	8	2	1	14	18	64
LONKARD, Caleb	2.1	4	2	2	0	2	11	11	37
CAMPBELL, Drew	1.1	4	3	2	0	1	9	9	31
HARRIS, Aric	1.0	2	0	0	0	2	5	5	18

LMU	ip	h	r	er	bb	so	ab	bf	np
McGRATH, Patrick	5.0	7	5	5	1	4	20	23	98
RUSSELL, Mitch	2.0	1	1	1	0	1	7	8	21
SILVA, Michael	0.1	3	4	3	2	1	4	6	30
DAHLSON, Bret	0.2	0	0	0	0	2	2	2	8
COHEN, Tyler	1.0	1	0	0	0	1	4	4	17

Win - McGRATH, P. (2-0). Loss - SHAW (1-2). Save - COHEN, T. (3).
WP - McGRATH, P.(2). HBP - by McGRATH, P. (COLLETTA); by RUSSELL, M. (SPURLIN). BK - SHAW(1). Inherited runners/scored: LONKARD 2/2; CAMPBELL 1/0; DAHLSON, B. 1/0. Pitches/strikes: SHAW 64/41; LONKARD 37/20; CAMPBELL 31/21; HARRIS 18/12; McGRATH, P. 98/66; RUSSELL, M. 21/14; SILVA, M. 30/15; DAHLSON, B. 8/6; COHEN, T. 17/11.

Umpires - HP: Dwayne Finley 1B: Mark Roberts 3B: Gary Gilman
Start: 1:04 PM Time: 3:16 Attendance: 167
Weather: 79 Degrees, Partly Cloudy

2014 BOX SCORES | GAMES 17-20

GAME 17 | USC 6, LMU 1

Mar 11, 2014 at Los Angeles, Calif. (Dedeaux Field)

LMU 1 (9-8)

Player	ab	r	h	rbi	bb	so	po	a	lob
MILLER, Austin cf	3	0	1	0	0	0	3	0	1
FLETCHER, David ss	4	0	1	0	0	0	1	4	3
DONNELS, Tanner rf	4	0	0	0	0	3	6	0	0
CHEEK, Tommy 1b	4	1	2	0	0	0	8	0	0
EDWARDS, David 2b	1	0	0	0	2	0	1	2	0
JACK, Jimmy dh	4	0	2	1	0	2	0	0	3
COHEN, Tyler 3b	2	0	0	0	2	0	0	4	0
TREZEK, Cole lf	2	0	1	0	0	0	2	0	0
SAVAGE, Brice ph	1	0	0	0	0	1	0	0	0
BARNETT, Chris lf	1	0	0	0	0	0	0	0	0
GARCIA, Kevin c	4	0	1	0	0	2	3	0	1
ARRIAGA, Brenton p	0	0	0	0	0	0	0	1	0
PEABODY, Tim p	0	0	0	0	0	0	0	0	0
HORTH, Brandon p	0	0	0	0	0	0	0	0	0
FUENTES, Carlos p	0	0	0	0	0	0	0	0	0
RUSSELL, Mitch p	0	0	0	0	0	0	0	0	0
Totals	30	1	8	1	4	8	24	11	8

USC 6 (9-6)

Player	ab	r	h	rbi	bb	so	po	a	lob
Robinson, Timmy cf	5	0	1	0	0	0	1	0	4
Lacey, Blake ss	5	0	0	0	0	1	3	2	0
Swick, Kevin 3b	4	1	2	0	1	0	0	0	1
Ramirez, AJ lf	4	1	2	0	0	0	3	0	1
Martinez, Jeremy dh	2	2	1	0	2	0	0	0	1
Flores, Dante 2b	3	1	1	3	0	1	0	4	0
Hernandez, Jake 1b	4	1	0	0	0	0	9	1	0
Bozoian, Vahn rf	3	0	2	1	1	0	3	1	1
Stubbs, Garrett c	4	0	3	2	0	0	8	1	1
Wheatley, Brent p	0	0	0	0	0	0	0	2	0
Paschke, Jeff p	0	0	0	0	0	0	0	0	0
Huberman, Marc p	0	0	0	0	0	0	0	0	0
Guillen, James p	0	0	0	0	0	0	0	0	0
Davis, Kyle p	0	0	0	0	0	0	0	1	0
Totals	34	6	12	6	4	2	27	12	9

Score by Innings	1	2	3	4	5	6	7	8	9	R	H	E
LMU	0	1	0	0	0	0	0	0	0	**1**	**8**	**0**
USC	0	0	0	2	0	0	4	0	X	**6**	**12**	**2**

E - Swick, K.(2); Flores, D.(3). DP - USC 3. LOB - LMU 8; USC 9. 2B - Flores, D.(4); Bozoian, V.(1); Stubbs, G.(4). HBP - MILLER, A.. SH - EDWARDS, D.; Flores, D.(5). SB - TREZEK, C.(1).

LMU	ip	h	r	er	bb	so	ab	bf	np
ARRIAGA, Brenton	3.1	4	2	2	2	0	12	15	49
PEABODY, Tim	1.2	2	0	0	1	1	7	8	35
HORTH, Brandon	1.0	2	0	0	0	1	5	5	13
FUENTES, Carlos	1.0	4	4	4	1	0	7	8	24
RUSSELL, Mitch	1.0	0	0	0	0	0	3	3	13

USC	ip	h	r	er	bb	so	ab	bf	np
Wheatley, Brent	5.0	6	1	0	1	3	17	19	81
Paschke, Jeff	1.0	1	0	0	1	2	4	5	21
Huberman, Marc	0.2	0	0	0	1	2	2	4	12
Guillen, James	1.1	0	0	0	0	1	4	4	19
Davis, Kyle	1.0	1	0	0	1	0	3	4	15

Win - Wheatley, Br (2-0). Loss - ARRIAGA, B. (1-1). Save - None.
HBP - by Huberman, M. (MILLER, A.). Inherited runners/scored: PEABODY, T. 2/2; Guillen, J. 2/0. Pitches/strikes: ARRIAGA, B. 49/28; PEABODY, T. 35/22; HORTH, B. 13/10; FUENTES, C. 24/16; RUSSELL, M. 13/7; Wheatley, Br 81/48; Paschke, J. 21/12; Huberman, M. 12/6; Guillen, J. 19/11; Davis, K. 15/9.

Umpires - HP: Heath Jones 1B: Rich Padilla 3B: Ramon Armendariz
Start: 6 p.m. Time: 3:05 Attendance: 327
Weather: 72 degrees, partly cloudy

GAME 18 | LMU 5, PORTLAND 2

Mar 14, 2014 at Los Angeles, Calif. (Page Stadium)

Portland 2 (5-12,0-1)

Player	ab	r	h	rbi	bb	so	po	a	lob
GILL, Turner lf	4	0	1	0	0	1	1	0	2
WHALEN, Caleb 2b	4	0	0	0	0	0	4	3	0
LENAHAN, Cody 3b	3	0	1	0	0	0	0	3	0
LITTLEFIELD, Ryan dh	4	1	1	0	0	1	0	0	0
WADE, Kevin 1b	4	0	2	0	0	1	11	0	1
WHITTAKER, Dan pr	0	0	0	0	0	0	0	0	0
BARR, Ryan rf	4	0	0	0	0	0	3	0	2
THOMPSON, Chet cf	3	1	0	0	0	2	2	0	0
CORNISH, Bo c	3	0	1	1	0	1	2	2	0
LUCARELLI, Michael ss	3	0	1	0	0	0	1	4	0
KELLY, Austin p	0	0	0	0	0	0	0	1	0
BUNDA, JR p	0	0	0	0	0	0	0	0	0
Totals	32	2	7	1	0	6	24	13	5

LMU 5 (10-8,1-0)

Player	ab	r	h	rbi	bb	so	po	a	lob
MILLER, Austin cf	3	0	2	1	0	0	0	1	0
FLETCHER, David ss	2	0	0	2	0	0	0	3	1
CHEEK, Tommy 1b	4	0	2	1	0	0	9	0	0
DONNELS, Tanner rf	3	0	0	0	1	0	3	0	4
COHEN, Tyler dh	4	0	0	0	0	1	0	0	0
EDWARDS, David 2b	3	1	0	0	0	0	4	6	0
GARCIA, Kevin c	4	1	2	1	0	0	5	1	0
TREZEK, Cole lf	3	1	1	0	1	0	5	0	1
DOZIER, Kyle lf	0	0	0	0	0	0	1	0	0
BOEKE, Ted 3b	3	2	2	0	0	1	0	2	0
WELMON, Colin p	0	0	0	0	0	0	0	0	0
DAHLSON, Bret p	0	0	0	0	0	0	0	0	0
Totals	29	5	9	5	2	2	27	13	6

Score by Innings	1	2	3	4	5	6	7	8	9	R	H	E
Portland	0	0	0	0	1	0	0	0	1	**2**	**7**	**1**
LMU	0	4	0	1	0	0	0	0	X	**5**	**9**	**1**

E - CORNISH, B(3); CHEEK, T.(2). DP - LMU 3. LOB - POR 5; LMU 6. 2B - CORNISH, B(4); LUCARELLI, M(1); GARCIA, K.(3); BOEKE, T.(1). HBP - LENAHAN, C; THOMPSON, C; MILLER, A.; EDWARDS, D.. SF - FLETCHER, D. 2(3). SB - MILLER, A. 2(13). CS - DONNELS, T.(6); TREZEK, C.(1).

Portland	ip	h	r	er	bb	so	ab	bf	np
KELLY, Austin	7.0	8	5	5	2	2	26	32	96
BUNDA, JR	1.0	1	0	0	0	0	3	3	10

LMU	ip	h	r	er	bb	so	ab	bf	np
WELMON, Colin	8.0	6	1	1	0	6	28	30	105
DAHLSON, Bret	1.0	1	1	0	0	0	4	4	18

Win - WELMON, C. (3-1). Loss - KELLY, A (1-3). Save - None.
WP - WELMON, C.(3). HBP - by KELLY, A (EDWARDS, D.); by WELMON, C. (LENAHAN, C); by WELMON, C. (THOMPSON, C); by KELLY, A (MILLER, A.). Inherited runners/scored: None. Pitches/strikes: KELLY, A 96/58; BUNDA, J 10/7; WELMON, C. 105/78; DAHLSON, B. 18/11.

Umpires - HP: Mike Lusky 1B: John Bullock 3B: David Natali
Start: 6:03 PM Time: 2:17 Attendance: 437
Weather: 63 Degrees, Clear Sky

GAME 19 | LMU 10, PORTLAND 8

Mar 15, 2014 at Los Angeles, Calif. (Page Stadium)

Portland 8 (5-13,0-2)

Player	ab	r	h	rbi	bb	so	po	a	lob
GILL, Turner lf	5	2	1	1	0	2	1	0	0
WHALEN, Caleb 2b	4	1	1	1	0	2	5	1	0
LENAHAN, Cody 3b	4	1	2	1	0	1	1	1	0
LITTLEFIELD, Ryan dh	5	1	3	4	0	1	0	0	1
WADE, Kevin 1b	4	0	1	0	0	1	6	0	0
WHITTAKER, Dan pr/1b	0	0	0	0	0	0	3	0	0
FARLEY, Kevin ph	1	0	1	0	0	0	0	0	0
TAYLOR, Grant pr	0	0	0	0	0	0	0	0	0
BARR, Ryan rf	5	0	1	0	0	1	1	0	4
THOMPSON, Chet cf	3	1	0	0	1	0	3	0	1
CORNISH, Bo c	4	1	3	1	0	0	2	2	0
LUCARELLI, Michael ss	3	1	1	0	0	2	2	4	1
YINGER, Kurt p	0	0	0	0	0	0	0	2	0
SNYDER, Brandon p	0	0	0	0	0	0	0	0	0
TOMINAGA, Davis p	0	0	0	0	0	0	0	0	0
FELDTMAN, Colin p	0	0	0	0	0	0	0	0	0
Totals	38	8	14	8	1	10	24	10	7

LMU 10 (11-8,2-0)

Player	ab	r	h	rbi	bb	so	po	a	lob
MILLER, Austin cf	4	1	3	1	0	0	3	0	0
FLETCHER, David ss	4	0	0	0	1	2	2	1	2
CHEEK, Tommy 1b	5	2	3	1	0	1	8	1	1
DONNELS, Tanner rf	4	2	2	1	0	0	2	0	0
EDWARDS, David 2b	5	2	2	2	0	0	0	3	3
GARCIA, Kevin c	3	0	0	0	0	0	11	2	0
JACK, Jimmy dh	4	0	2	2	0	0	0	0	0
SAVAGE, Brice pr/dh	0	1	0	0	0	0	0	0	0
TREZEK, Cole lf	3	1	0	0	1	0	0	0	1
DOZIER, Kyle lf	0	0	0	0	0	0	1	0	0
BOEKE, Ted 3b	3	1	2	2	0	0	0	2	0
McGRATH, Patrick p	0	0	0	0	0	0	0	0	0
HORTH, Brandon p	0	0	0	0	0	0	0	1	0
FUENTES, Carlos p	0	0	0	0	0	0	0	0	0
DAHLSON, Bret p	0	0	0	0	0	0	0	0	0
Totals	35	10	14	9	2	3	27	10	7

Score by Innings	1	2	3	4	5	6	7	8	9	R	H	E
Portland	0	0	3	5	0	0	0	0	0	**8**	**14**	**2**
LMU	4	0	0	0	0	0	6	0	X	**10**	**14**	**0**

E - LENAHAN, C(4); BARR, R(1). DP - POR 1. LOB - POR 7; LMU 7. 2B - GILL, T(3); FARLEY, K(1); BARR, R(2); CORNISH, B(5); DONNELS, T.(2); EDWARDS, D.(3). 3B - MILLER, A.(3); JACK, J.(1). HR - LITTLEFIELD(2). HBP - LENAHAN, C; MILLER, A.; DONNELS, T.; BOEKE, T.. SH - LUCARELLI, M(2); GARCIA, K.(2). SF - WHALEN, C(1). SB - EDWARDS, D.(4). CS - MILLER, A.(1).

Portland	ip	h	r	er	bb	so	ab	bf	np
YINGER, Kurt	6.0	8	4	4	1	1	25	29	91
SNYDER, Brandon	0.0	3	3	3	0	0	3	3	9
TOMINAGA, Davis	0.1	1	2	2	1	0	1	3	9
FELDTMAN, Colin	1.2	2	1	0	0	2	6	6	19

LMU	ip	h	r	er	bb	so	ab	bf	np
McGRATH, Patrick	3.0	8	6	6	1	1	16	18	55
HORTH, Brandon	3.0	3	2	2	0	4	11	13	43
FUENTES, Carlos	2.0	1	0	0	0	3	6	6	23
DAHLSON, Bret	1.0	2	0	0	0	2	5	5	20

Win - FUENTES, C. (2-1). Loss - TOMINAGA, D (0-1). Save - DAHLSON, B. (2).
HBP - by YINGER, K (DONNELS, T.); by HORTH, B. (LENAHAN, C); by YINGER, K (BOEKE, T.); by YINGER, K (MILLER, A.). Inherited runners/scored: TOMINAGA, D 2/1; FELDTMAN, C 3/3; HORTH, B. 2/2. Pitches/strikes: YINGER, K 91/59; SNYDER, B 9/8; TOMINAGA, D 9/4; FELDTMAN, C 19/14; McGRATH, P. 55/37; HORTH, B. 43/33; FUENTES, C. 23/17; DAHLSON, B. 20/13.

Umpires - HP: John Bullock 1B: David Natali 3B: Mike Lusky
Start: 6:00 PM Time: 2:54 Attendance: 337
Weather: 71 Degrees, Clear Sky
McGRATH, P. faced 3 batters in the 4th.
SNYDER, B faced 3 batters in the 7th.

GAME 20 | LMU 8, PORTLAND 7

Mar 16, 2014 at Los Angeles, Calif. (Page Stadium)

Portland 7 (5-14,0-3)

Player	ab	r	h	rbi	bb	so	po	a	lob
GILL, Turner lf	3	1	0	0	2	1	4	0	0
WHALEN, Caleb 2b	5	2	2	2	0	0	1	4	3
LENAHAN, Cody 3b	3	1	0	1	1	1	1	2	0
LITTLEFIELD, Ryan dh	5	0	2	2	0	0	0	0	0
WADE, Kevin 1b	5	0	2	1	0	0	10	1	1
WHITTAKER, Dan 1b	0	0	0	0	0	0	0	0	0
BARR, Ryan rf	4	0	0	0	0	2	1	0	1
THOMPSON, Chet cf	3	0	0	0	0	1	3	0	2
FARLEY, Kevin ph	0	1	0	0	0	0	0	0	0
TAYLOR, Grant cf	0	0	0	0	0	0	1	0	0
KOPAS, Devin c	3	1	1	0	1	1	4	1	0
LUCARELLI, Michael ss	3	1	1	1	0	0	1	1	0
LOCKWOOD, Jackson p	0	0	0	0	0	0	0	1	0
KJEMHUS, Chad p	0	0	0	0	0	0	0	1	0
BUNDA, JR p	0	0	0	0	0	0	0	0	0
FELDTMAN, Colin p	0	0	0	0	0	0	0	0	0
Totals	34	7	8	7	4	6	26	11	7

LMU 8 (12-8,3-0)

Player	ab	r	h	rbi	bb	so	po	a	lob
MILLER, Austin cf	4	0	0	0	0	0	5	0	2
FLETCHER, David ss	4	2	2	1	0	0	0	4	0
CHEEK, Tommy 1b	5	1	2	2	0	2	10	0	0
DONNELS, Tanner rf	5	1	2	1	0	0	3	0	1
EDWARDS, David 2b	5	2	2	0	0	0	1	2	1
JACK, Jimmy dh	4	1	2	1	1	0	0	0	0
TREZEK, Cole lf	4	0	3	3	0	1	2	0	0
DOZIER, Kyle lf	0	0	0	0	0	0	0	0	0
BROWN, Cassidy c	3	0	0	0	0	0	6	1	3
BOEKE, Ted 3b	4	1	2	0	0	0	0	2	0
BUCKLE, Sean p	0	0	0	0	0	0	0	0	0
FUENTES, Carlos p	0	0	0	0	0	0	0	0	0
PEABODY, Tim p	0	0	0	0	0	0	0	0	0
DAHLSON, Bret p	0	0	0	0	0	0	0	0	0
COHEN, Tyler p	0	0	0	0	0	0	0	1	0
Totals	38	8	15	8	1	3	27	10	8

Score by Innings	1	2	3	4	5	6	7	8	9	R	H	E
Portland	2	0	0	0	0	0	0	0	5	**7**	**8**	**1**
LMU	3	1	1	0	0	1	1	0	1	**8**	**15**	**0**

Note: 2 outs, 1 runner LOB when the game ended.

E - LOCKWOOD, J(1). DP - POR 1. LOB - POR 7; LMU 8. 2B - CHEEK, T. 2(6); DONNELS, T. 2(4); JACK, J.(1); TREZEK, C. 2(3); BOEKE, T.(2). HR - WHALEN, C(3). HBP - FARLEY, K; LUCARELLI, M; BROWN, C.. SH - MILLER, A.(5). SF - LENAHAN, C(4); FLETCHER, D.(4). SB - LUCARELLI, M 2(3); EDWARDS, D.(5).

Portland	ip	h	r	er	bb	so	ab	bf	np
LOCKWOOD, Jackson	2.1	7	5	5	1	0	14	15	47
KJEMHUS, Chad	3.0	4	1	1	0	2	11	13	38
BUNDA, JR	2.2	2	1	1	0	1	9	10	37
FELDTMAN, Colin	0.2	2	1	1	0	0	4	4	8

LMU	ip	h	r	er	bb	so	ab	bf	np
BUCKLE, Sean	6.0	5	2	2	1	5	23	24	95
FUENTES, Carlos	1.0	0	0	0	1	0	3	5	22
PEABODY, Tim	1.1	1	4	4	2	1	5	8	34
DAHLSON, Bret	0.1	1	1	1	0	0	1	2	13
COHEN, Tyler	0.1	1	0	0	0	0	2	2	5

Win - COHEN, T. (1-2). Loss - FELDTMAN, C (1-3). Save - None.
WP - BUCKLE, S.(2). HBP - by KJEMHUS, C (BROWN, C.); by FUENTES, C. (LUCARELLI, M); by PEABODY, T. (FARLEY, K). Inherited runners/scored: KJEMHUS, C 1/1; BUNDA, J 1/1; DAHLSON, B. 3/2; COHEN, T. 2/2. Pitches/strikes: LOCKWOOD, J 47/32; KJEMHUS, C 38/25; BUNDA, J 37/26; FELDTMAN, C 8/5; BUCKLE, S. 95/65; FUENTES, C. 22/14; PEABODY, T. 34/19; DAHLSON, B. 13/8; COHEN, T. 5/4.

Umpires - HP: David Natali 1B: Mike Lusky 3B: John Bullock
Start: 1:05 PM Time: 3:12 Attendance: 387
Weather: 80 Degrees, Clear Sky

2014 BOX SCORES | GAMES 21-24

GAME 21 | LMU 4, LONG BEACH ST. 3

Mar 18, 2014 at Los Angeles, Calif. (Page Stadium)

Long Beach State 3 (10-9)

Player	ab	r	h	rbi	bb	so	po	a	lob
Bekakis, Johnny cf	4	0	0	0	0	0	2	0	0
Bishop, Alex ph	1	0	1	0	0	0	0	0	0
Hampson, Garrett ss	5	1	3	0	0	1	0	1	1
Patron, Ino 1b	3	1	1	2	1	0	9	1	0
Prigatano, Richard rf	4	1	1	0	1	0	2	0	2
Hill, Michael lf	4	0	2	1	0	1	0	1	1
Rivera, Zack dh	2	0	0	0	1	1	0	0	0
Meadows, Nolan ph/dh	1	0	0	0	0	0	0	0	0
DeGoti, Alex 3b	3	0	0	0	0	1	3	1	6
Belanger, Zack ph	1	0	0	0	0	1	0	0	0
Domingues, Zack 3b	0	0	0	0	0	0	0	0	0
Hutting, Eric c	3	0	1	0	1	1	6	0	0
Vaughn, Colton 2b	2	0	0	0	0	1	1	5	0
Brenner, Colby ph	1	0	0	0	0	0	0	0	0
Marshall, Cody p	0	0	0	0	0	0	0	0	0
Millison, Ryan p	0	0	0	0	0	0	0	0	0
Frye, Josh p	0	0	0	0	0	0	1	0	0
Pongs, Cameron p	0	0	0	0	0	0	0	0	0
Lombana, Logan p	0	0	0	0	0	0	0	0	0
Friedrichs, Kyle p	0	0	0	0	0	0	0	1	0
Totals	34	3	9	3	4	7	24	10	10

LMU 4 (13-8)

Player	ab	r	h	rbi	bb	so	po	a	lob
MILLER, Austin cf	3	1	0	0	1	2	2	0	0
FLETCHER, David ss	4	0	0	0	0	1	1	3	0
CHEEK, Tommy 1b	4	1	1	0	0	1	9	0	0
DONNELS, Tanner rf	3	2	2	3	0	0	3	0	0
EDWARDS, David 2b	2	0	0	0	1	0	3	3	0
GARCIA, Kevin c	3	0	1	0	1	1	7	1	0
JACK, Jimmy dh	2	0	2	1	0	0	0	0	0
TREZEK, Cole lf	4	0	1	0	0	1	2	0	5
DOZIER, Kyle lf	0	0	0	0	0	0	0	0	0
BOEKE, Ted 3b	3	0	0	0	0	0	0	2	2
ARRIAGA, Brenton p	0	0	0	0	0	0	0	0	0
PEABODY, Tim p	0	0	0	0	0	0	0	0	0
SILVA, Michael p	0	0	0	0	0	0	0	0	0
HORTH, Brandon p	0	0	0	0	0	0	0	0	0
FUENTES, Carlos p	0	0	0	0	0	0	0	1	0
Totals	28	4	7	4	3	6	27	10	7

Score by Innings	1	2	3	4	5	6	7	8	9	R	H	E
Long Beach State	3	0	0	0	0	0	0	0	0	**3**	**9**	**0**
LMU	2	0	2	0	0	0	0	0	X	**4**	**7**	**1**

E - BOEKE, T.(3). DP - LBSU 1; LMU 1. LOB - LBSU 10; LMU 7. 2B - Bishop(3); Hampson 2(5); Hill, M. 2(6); Hutting(1); DONNELS, T.(5). HR - Patron(2); DONNELS, T.(1). HBP - Patron; DONNELS, T.; JACK, J. 2. SH - Vaughn(4); EDWARDS, D.(3). SB - MILLER, A.(14); EDWARDS, D.(6). CS - Hutting(1).

Long Beach State	ip	h	r	er	bb	so	ab	bf	np
Marshall, Cody	2.2	6	4	4	1	1	12	13	50
Millison, Ryan	0.1	0	0	0	2	0	1	4	22
Frye, Josh	2.0	0	0	0	0	2	6	6	27
Pongs, Cameron	1.1	1	0	0	0	2	5	5	22
Lombana, Logan	0.2	0	0	0	0	0	2	2	5
Friedrichs, Kyle	1.0	0	0	0	0	1	2	5	14

LMU	ip	h	r	er	bb	so	ab	bf	np
ARRIAGA, Brenton	4.0	6	3	3	3	1	16	21	87
PEABODY, Tim	1.0	0	0	0	0	3	4	4	16
SILVA, Michael	1.0	0	0	0	0	0	3	3	9
HORTH, Brandon	1.0	1	0	0	0	1	4	4	17
FUENTES, Carlos	2.0	2	0	0	1	2	7	8	24

Win - PEABODY, T. (3-0). Loss - Marshall (1-1). Save - FUENTES, C. (1).
WP - Millison(1). HBP - by Millison (JACK, J.); by ARRIAGA, B. (Patron); by Friedrichs (DONNELS, T.); by Friedrichs (JACK, J.). PB - Hutting(2). Inherited runners/scored: Millison 1/1; PEABODY, T. 2/0. Pitches/strikes: Marshall 50/27; Millison 22/11; Frye 27/18; Pongs 22/15; Lombana 5/3; Friedrichs 14/9; ARRIAGA, B. 87/57; PEABODY, T. 16/12; SILVA, M. 9/5; HORTH, B. 17/14; FUENTES, C. 24/16.

Umpires - HP: Carl Coles 1B: Bradley Hungerford 3B: Chuck Becker
Start: 6:06 PM Time: 3:30 Attendance: 237
Weather: 66 Degress, Clear Sky
ARRIAGA, B. faced 2 batters in the 5th.

GAME 22 | LMU 7, #17 SAN DIEGO 0

Mar 21, 2014 at San Diego, CA (Fowler Park)

LMU 7 (14-8,4-0 WCC)

Player	ab	r	h	rbi	bb	so	po	a	lob
FLETCHER, David ss	2	2	1	1	3	0	1	2	0
MILLER, Austin cf	3	2	1	0	2	0	4	0	1
CHEEK, Tommy 1b	5	0	4	3	0	1	8	2	0
DONNELS, Tanner rf	5	0	0	1	0	1	1	0	2
EDWARDS, David 2b	4	0	0	0	1	1	2	2	1
GARCIA, Kevin c	5	0	1	0	0	0	3	0	3
SAVAGE, Brice dh	3	1	1	0	0	0	0	0	0
JACK, Jimmy ph	1	1	1	1	0	0	0	0	0
TREZEK, Cole lf	4	1	0	0	0	2	5	0	1
DOZIER, Kyle lf	0	0	0	0	0	0	1	0	0
BOEKE, Ted 3b	4	0	0	0	0	3	0	1	0
WELMON, Colin p	0	0	0	0	0	0	2	1	0
HORTH, Brandon p	0	0	0	0	0	0	0	0	0
Totals	36	7	9	6	6	8	27	8	8

San Diego 0 (14-7,3-1 WCC)

Player	ab	r	h	rbi	bb	so	po	a	lob
HOLDER, Kyle ss	4	0	0	0	0	1	0	2	0
DANIEL, Andrew 3b	4	0	0	0	0	0	1	1	0
JOE, Connor 1b/c	4	0	1	0	0	1	7	0	0
LECHICH, Louie cf	4	0	1	0	0	0	3	0	1
BAILEY, Austin 2b	3	0	1	0	0	1	2	2	1
SMITH, Jerod ph	1	0	1	0	0	0	0	0	0
GOOSSEN-BROWN, Josh lf/1b	4	0	1	0	0	0	2	1	0
MERCADO-HOOD, Hunter rf	3	0	2	0	1	0	2	0	1
KIRBY, Ryan dh	3	0	1	0	0	0	0	0	0
DEFAZIO, Brandon ph	1	0	0	0	0	0	0	0	2
JENNER, Jesse c	2	0	0	0	0	0	8	1	2
WYLLY, Ben lf	1	0	0	0	0	0	1	0	1
CONLON, PJ p	0	0	0	0	0	0	0	2	0
JUDISH, Wes p	0	0	0	0	0	0	0	0	0
JACOBS, Drew p	0	0	0	0	0	0	0	0	0
SHOW, Brandon p	0	0	0	0	0	0	1	0	0
ROMO, Seve p	0	0	0	0	0	0	0	0	0
Totals	34	0	8	0	1	3	27	9	8

Score by Innings	1	2	3	4	5	6	7	8	9	R	H	E
LMU	1	3	0	0	0	0	2	1	0	**7**	**9**	**0**
San Diego	0	0	0	0	0	0	0	0	0	**0**	**8**	**1**

E - JENNER, J. DP - LMU 1. LOB - LMU 8; San Diego 8. 2B - GARCIA, K.. HR - JACK, J.. SB - MILLER, A.. CS - FLETCHER, D..

LMU	ip	h	r	er	bb	so	ab	bf	np
WELMON, Colin	8.0	7	0	0	0	3	30	30	104
HORTH, Brandon	1.0	1	0	0	1	0	4	5	13

San Diego	ip	h	r	er	bb	so	ab	bf	np
CONLON, PJ	6.1	6	6	6	4	7	25	29	117
JUDISH, Wes	0.0	0	0	0	0	0	0	0	-
JACOBS, Drew	0.1	1	0	0	1	0	2	3	12
SHOW, Brandon	1.1	1	1	1	1	1	5	6	23
ROMO, Seve	1.0	1	0	0	0	0	4	4	13

Win - WELMON, C. (4-1). Loss - CONLON, P (3-1). Save - None.
WP - CONLON, P 2; JACOBS, D. Inherited runners/scored: JACOBS, D 2/2; SHOW, B 2/0. Pitches/strikes: WELMON, C. 104/68; HORTH, B. 13/6; CONLON, P 117/67; JACOBS, D 12/5; SHOW, B 23/13; ROMO, S 13/8.

Umpires - HP: Joe Maiden 1B: John Bullock 3B: Jason Kaminsky
Start: 6:05 PM Time: 3:02 Attendance: 644

GAME 23 | LMU 5, #17 SAN DIEGO 3

Mar 22, 2014 at San Diego, CA (Fowler Park)

LMU 5 (15-8,5-0 WCC)

Player	ab	r	h	rbi	bb	so	po	a	lob
FLETCHER, David ss	3	1	0	0	1	0	3	0	0
MILLER, Austin cf	4	0	1	1	0	1	1	0	0
CHEEK, Tommy 1b	3	0	0	1	0	0	14	1	0
DONNELS, Tanner rf	3	1	0	0	1	1	2	0	1
EDWARDS, David 2b	3	0	0	0	0	1	1	9	0
GARCIA, Kevin c	3	2	2	2	0	0	3	0	0
SAVAGE, Brice dh	3	0	0	0	0	0	0	0	0
JACK, Jimmy ph	1	0	0	0	0	0	0	0	0
TREZEK, Cole lf	3	1	2	1	0	0	1	0	0
DOZIER, Kyle lf	0	0	0	0	0	0	0	0	0
COHEN, Tyler 3b	2	0	0	0	0	0	0	0	1
McGRATH, Patrick p	0	0	0	0	0	0	0	5	0
FUENTES, Carlos p	0	0	0	0	0	0	1	0	0
DAHLSON, Bret p	0	0	0	0	0	0	1	0	0
Totals	28	5	5	5	2	3	27	15	2

San Diego 3 (14-8,3-2 WCC)

Player	ab	r	h	rbi	bb	so	po	a	lob
MERCADO-HOOD, Hunter rf	4	0	0	0	0	1	3	0	0
JOE, Connor c	4	0	2	0	0	0	2	3	0
LECHICH, Louie cf	4	1	0	0	0	1	2	0	1
DANIEL, Andrew 3b	4	1	1	2	0	0	0	5	0
GOOSSEN-BROWN, Josh 1b	4	0	2	0	0	0	11	1	0
BAILEY, Austin 2b	4	0	1	0	0	1	5	3	0
KIRBY, Ryan dh	4	1	1	0	0	0	0	0	2
WYLLY, Ben lf	3	0	0	0	0	0	2	0	1
HOLDER, Kyle ss	2	0	0	1	1	0	1	2	0
CONYERS, Troy p	0	0	0	0	0	0	0	1	0
OLSON, Ryan p	0	0	0	0	0	0	0	0	0
MacNABB, Max p	0	0	0	0	0	0	0	0	0
LONG, Lucas p	0	0	0	0	0	0	1	0	0
Totals	33	3	7	3	1	3	27	15	4

Score by Innings	1	2	3	4	5	6	7	8	9	R	H	E
LMU	0	1	0	0	1	0	1	2	0	**5**	**5**	**0**
San Diego	0	0	1	0	0	0	0	0	2	**3**	**7**	**0**

DP - LMU 1; San Diego 1. LOB - LMU 2; San Diego 4. 2B - KIRBY, R. HR - GARCIA, K.; DANIEL, A. HBP - GARCIA, K.. SH - CHEEK, T.; EDWARDS, D.; COHEN, T.. SB - GOOSSEN-BROW.

LMU	ip	h	r	er	bb	so	ab	bf	np
McGRATH, Patrick	6.0	3	1	1	1	2	20	21	76
FUENTES, Carlos	1.0	1	0	0	0	0	4	4	11
DAHLSON, Bret	2.0	3	2	2	0	1	9	9	23

San Diego	ip	h	r	er	bb	so	ab	bf	np
CONYERS, Troy	7.1	4	4	4	1	2	23	27	101
OLSON, Ryan	0.1	1	1	1	1	0	1	3	8
MacNABB, Max	0.1	0	0	0	0	1	1	1	3
LONG, Lucas	1.0	0	0	0	0	0	3	3	6

Win - McGRATH, P. (3-0). Loss - CONYERS, T (3-1). Save - None.
HBP - by CONYERS, T (GARCIA, K.). BK - CONYERS, T. PB - GARCIA, K.. Inherited runners/scored: OLSON, R 1/1; MacNABB, M 1/0. Pitches/strikes: McGRATH, P. 76/45; FUENTES, C. 11/9; DAHLSON, B. 23/16; CONYERS, T 101/61; OLSON, R 8/4; MacNABB, M 3/3; LONG, L 6/4.

Umpires - HP: John Bullock 1B: Jason Kaminsky 3B: Joe Maiden
Start: 6:04 PM Time: 2:40 Attendance: 906

GAME 24 | #17 SAN DIEGO 8, LMU 1

Mar 23, 2014 at San Diego, CA (Fowler Park)

LMU 1 (15-9,5-1 WCC)

Player	ab	r	h	rbi	bb	so	po	a	lob
FLETCHER, David ss	4	0	0	0	0	1	0	5	0
MILLER, Austin cf	3	0	1	0	0	0	4	0	0
CHEEK, Tommy 1b	4	0	0	0	0	0	5	0	1
DONNELS, Tanner rf	3	1	3	0	1	0	4	0	0
EDWARDS, David 2b	4	0	0	0	0	1	3	1	2
GARCIA, Kevin c	4	0	1	0	0	0	5	1	0
TREZEK, Cole lf	4	0	1	1	0	0	2	0	1
JACK, Jimmy dh	3	0	0	0	0	2	0	0	1
BOEKE, Ted 3b	0	0	0	0	0	0	0	0	0
COHEN, Tyler 3b/p	3	0	1	0	0	0	1	0	1
BUCKLE, Sean p	0	0	0	0	0	0	0	0	0
PEABODY, Tim p	0	0	0	0	0	0	0	0	0
HORTH, Brandon p	0	0	0	0	0	0	0	0	0
SILVA, Michael p	0	0	0	0	0	0	0	0	0
FUENTES, Carlos p	0	0	0	0	0	0	0	0	0
DAHLSON, Bret p	0	0	0	0	0	0	0	0	0
Totals	32	1	7	1	1	4	24	7	6

San Diego 8 (15-8,4-2 WCC)

Player	ab	r	h	rbi	bb	so	po	a	lob
JOE, Connor 1b/lf	3	2	1	0	2	0	4	1	2
DANIEL, Andrew rf/2b	3	1	1	0	2	0	3	3	0
GOOSSEN-BROWN, Josh lf/rf	3	2	1	1	2	0	6	0	1
JENNER, Jesse c	2	1	0	1	0	0	4	0	0
DEFAZIO, Brandon 3b	2	1	1	0	0	1	0	0	1
CONYERS, Troy ph/1b	2	0	0	1	1	1	5	0	1
LECHICH, Louie p/cf	2	0	0	1	1	0	1	0	0
SMITH, Jerod 2b	2	0	1	1	0	1	0	0	0
BAILEY, Austin lf/2b	2	0	1	1	0	0	1	2	0
HOLDER, Kyle ss	4	0	1	0	0	1	2	6	4
MELKER, Grant cf/rf	3	1	1	0	1	0	1	0	0
Totals	28	8	8	6	9	4	27	12	9

Score by Innings	1	2	3	4	5	6	7	8	9	R	H	E
LMU	0	1	0	0	0	0	0	0	0	**1**	**7**	**0**
San Diego	1	0	2	0	0	0	3	2	X	**8**	**8**	**0**

DP - LMU 1; San Diego 2. LOB - LMU 6; San Diego 9. 2B - MILLER, A.; DANIEL, A. HR - GOOSSEN-BROW. HBP - MILLER, A.; JENNER, J 2. SF - JENNER, J; LECHICH, L. SB - DONNELS, T.; GARCIA, K.; GOOSSEN-BROW.

LMU	ip	h	r	er	bb	so	ab	bf	np
BUCKLE, Sean	3.0	5	3	3	3	3	13	17	71
PEABODY, Tim	1.1	1	0	0	0	0	5	5	12
HORTH, Brandon	1.2	0	0	0	0	1	5	5	18
SILVA, Michael	0.1	0	1	1	2	0	0	2	9
FUENTES, Carlos	0.0	0	2	2	1	0	0	2	6
DAHLSON, Bret	0.2	1	0	0	1	0	2	4	15
COHEN, Tyler	1.0	1	2	2	2	0	3	6	29

San Diego	ip	h	r	er	bb	so	ab	bf	np
LECHICH, Louie	8.1	7	1	1	1	4	30	32	105
GOOSSEN-BROWN, Josh	0.2	0	0	0	0	0	2	2	6

Win - LECHICH, L (5-1). Loss - BUCKLE, S. (1-3). Save - None.
WP - COHEN, T.; BUCKLE, S.. HBP - by FUENTES, C. (JENNER, J); by LECHICH, L (MILLER, A.); by COHEN, T. (JENNER, J).
PB - GARCIA, K.. Inherited runners/scored: FUENTES, C. 1/0; DAHLSON, B. 3/3; GOOSSEN-BROW 1/0. Pitches/strikes: BUCKLE, S. 71/37; PEABODY, T. 12/7; HORTH, B. 18/12; SILVA, M. 9/1; FUENTES, C. 6/0; DAHLSON, B. 15/7; COHEN, T. 29/13; LECHICH, L 105/73; GOOSSEN-BROW 6/5.

Umpires - HP: Jason Kaminsky 1B: Joe Maiden 3B: John Bullock
Start: 1:04 PM Time: 3:21 Attendance: 409
FUENTES, C. faced 2 batters in the 7th.

2014 BOX SCORES | GAMES 25-28

GAME 25 | USC 4, LMU 2

Mar 25, 2014 at Los Angeles, Calif. (Page Stadium)

USC 4 (13-10)

Player	ab	r	h	rbi	bb	so	po	a	lob
Stubbs, Garrett lf	4	2	2	0	1	0	5	0	0
Robinson, Timmy cf	4	1	1	0	0	0	2	0	3
Swick, Kevin 3b	4	1	2	1	0	0	0	0	0
Ramirez, AJ 1b	4	0	1	1	1	1	8	1	0
Flores, Dante 2b	2	0	0	0	3	1	1	5	0
Martinez, Jeremy c	4	0	0	1	0	0	6	0	4
Hernandez, Jake dh	3	0	0	0	0	0	0	0	4
Cotto, Omar ph/dh	0	0	0	0	0	0	0	0	0
Bozoian, Vahn rf	3	0	1	0	0	0	3	0	0
Southall, Reggie pr/ss	0	0	0	0	0	0	1	1	0
Rios, Frankie ss	2	0	0	0	0	1	1	1	0
Clouse, Turner ph/rf	0	0	0	0	1	0	0	0	0
Wheatley, Brent p	0	0	0	0	0	0	0	1	0
Adler, Sean p	0	0	0	0	0	0	0	0	0
Kriske, Brooks p	0	0	0	0	0	0	0	0	0
Guillen, James p	0	0	0	0	0	0	0	1	0
Totals	30	4	7	3	6	3	27	10	11

LMU 2 (15-10)

Player	ab	r	h	rbi	bb	so	po	a	lob
MILLER, Austin cf	4	1	2	0	0	0	4	0	3
FLETCHER, David ss	4	0	1	1	0	0	4	3	0
CHEEK, Tommy 1b	4	0	1	1	0	0	9	1	2
DONNELS, Tanner rf	5	0	2	0	0	0	4	0	1
EDWARDS, David 2b	4	0	0	0	1	1	1	0	0
JACK, Jimmy dh	2	0	1	0	0	1	0	0	2
SAVAGE, Brice ph/dh	2	0	0	0	0	1	0	0	2
TREZEK, Cole lf	4	0	2	0	0	0	0	0	0
BROWN, Cassidy c	1	1	0	0	1	0	2	1	0
GARCIA, Kevin ph/c	1	0	0	0	0	1	2	2	2
COHEN, Tyler 3b	4	0	1	0	0	1	1	3	0
ARRIAGA, Brenton p	0	0	0	0	0	0	0	0	0
PEABODY, Tim p	0	0	0	0	0	0	0	1	0
HORTH, Brandon p	0	0	0	0	0	0	0	0	0
FUENTES, Carlos p	0	0	0	0	0	0	0	0	0
DAHLSON, Bret p	0	0	0	0	0	0	0	1	0
Totals	35	2	10	2	2	5	27	12	12

Score by Innings	1	2	3	4	5	6	7	8	9	R	H	E
USC	0	0	3	0	1	0	0	0	0	**4**	**7**	**1**
LMU	0	0	0	0	1	1	0	0	0	**2**	**10**	**1**

E - Rios, F.(4); BROWN, C.(2). DP - USC 1; LMU 1. LOB - USC 11; LMU 12. 3B - Ramirez, A.(1). HBP - Martinez, J.; Cotto, O.; Bozoian, V.; MILLER, A.; BROWN, C.. SH - Swick, K.(3); Rios, F.(4). SF - FLETCHER, D.(5); CHEEK, T.(7). SB - Robinson, T.(3); Swick, K.(2); MILLER, A.(16). CS - Cotto, O.(1). Reached on CI - Robinson, T..

USC	ip	h	r	er	bb	so	ab	bf	np
Wheatley, Brent	4.2	5	1	1	1	3	19	23	70
Adler, Sean	1.2	3	1	1	1	0	7	9	37
Kriske, Brooks	0.2	1	0	0	0	2	3	3	20
Guillen, James	2.0	1	0	0	0	0	6	6	21

LMU	ip	h	r	er	bb	so	ab	bf	np
ARRIAGA, Brenton	4.1	5	4	4	2	1	17	21	64
PEABODY, Tim	2.0	1	0	0	2	1	6	10	38
HORTH, Brandon	0.2	0	0	0	0	1	2	2	7
FUENTES, Carlos	0.1	0	0	0	1	0	0	3	15
DAHLSON, Bret	1.2	1	0	0	1	0	5	6	21

Win - Adler, S. (2-0). Loss - ARRIAGA, B. (1-2). Save - Guillen, J. (1).
WP - Wheatley, Br(3). HBP - by Wheatley, Br (BROWN, C.); by PEABODY, T. (Martinez, J.); by Wheatley, Br (MILLER, A.); by FUENTES, C. (Cotto, O.); by FUENTES, C. (Bozoian, V.). CI - BROWN, C.. Inherited runners/scored: Adler, S. 2/0; Kriske, B. 1/0; PEABODY, T. 2/1; HORTH, B. 1/0; DAHLSON, B. 2/0. Pitches/strikes: Wheatley, Br 70/49; Adler, S. 37/19; Kriske, B. 20/12; Guillen, J. 21/15; ARRIAGA, B. 64/44; PEABODY, T. 38/21; HORTH, B. 7/5; FUENTES, C. 15/4; DAHLSON, B. 21/13.

Umpires - HP: Anthony Norris 1B: Michael Allen 3B: Bill Barnes
Start: 6:04 PM Time: 3:29 Attendance: 289
Weather: 60 Degrees, Overcast

GAME 26 | GONZAGA 10, LMU 5

Mar 29, 2014 at Spokane, WA (Patterson Complex)

LMU 5 (15-11,5-2)

Player	ab	r	h	rbi	bb	so	po	a	lob
MILLER, Austin cf	5	1	3	0	0	0	2	0	0
FLETCHER, David ss	4	0	1	2	0	0	0	5	0
CHEEK, Tommy 1b	5	1	2	2	0	0	13	0	2
DONNELS, Tanner rf	5	0	1	1	0	0	2	0	2
EDWARDS, David 2b	3	0	1	0	1	1	1	1	0
GARCIA, Kevin c	4	0	0	0	0	1	3	1	1
JACK, Jimmy dh	3	0	0	0	1	1	0	0	2
TREZEK, Cole lf	4	2	2	0	0	1	1	0	1
HAMMOND, Trent 3b	3	0	0	0	0	1	2	1	0
SAVAGE, Brice ph	1	1	1	0	0	0	0	0	0
WELMON, Colin p	0	0	0	0	0	0	0	4	0
HORTH, Brandon p	0	0	0	0	0	0	0	0	0
SILVA, Michael p	0	0	0	0	0	0	0	1	0
Totals	37	5	11	5	2	5	24	13	8

Gonzaga 10 (10-14,6-1)

Player	ab	r	h	rbi	bb	so	po	a	lob
GUNSOLUS, Mitch ss	3	2	1	1	0	0	1	3	1
WOOD, Caleb 2b	5	2	2	2	0	0	1	0	1
LAMB, Payden rf	4	3	3	0	0	0	2	0	0
SINATRO, Jimmy c	5	2	3	4	0	1	6	0	0
BROWN, Sam cf	4	0	2	2	0	0	3	0	0
MINTEER, Nicholas dh	4	0	0	0	0	2	0	0	2
REITEN, Cabe 3b	4	1	1	0	0	0	1	4	2
LeBRUN, Cory 1b	4	0	1	0	0	0	7	1	0
BOZETT, Beau lf	3	0	0	0	0	0	4	0	0
JONES, Taylor p	0	0	0	0	0	0	1	2	0
MYERS, Karl p	0	0	0	0	0	0	1	0	0
Totals	36	10	13	9	0	3	27	10	6

Score by Innings	1	2	3	4	5	6	7	8	9	R	H	E
LMU	2	0	0	0	0	0	1	0	2	**5**	**11**	**2**
Gonzaga	3	1	1	3	0	2	0	0	X	**10**	**13**	**0**

E - FLETCHER, D.(2); HAMMOND, T.(1). LOB - LMU 8; Gonzaga 6. 2B - CHEEK, T.(7); TREZEK, C.(4); LAMB(3); SINATRO(2). 3B - S. BROWN(1). HR - WOOD(1); SINATRO(1). HBP - GUNSOLUS. SH - FLETCHER, D.(4); LAMB(9); BE. BOZETT(4). SF - GUNSOLUS(2).

LMU	ip	h	r	er	bb	so	ab	bf	np
WELMON, Colin	5.1	13	10	9	0	1	28	32	88
HORTH, Brandon	1.2	0	0	0	0	1	5	5	12
SILVA, Michael	1.0	0	0	0	0	1	3	3	8

Gonzaga	ip	h	r	er	bb	so	ab	bf	np
JONES, Taylor	7.0	7	3	3	2	4	27	30	108
MYERS, Karl	2.0	4	2	2	0	1	10	10	34

Win - JONES (3-2). Loss - WELMON, C. (4-2). Save - None.
HBP - by WELMON, C. (GUNSOLUS). Inherited runners/scored: HORTH, B. 1/0. Pitches/strikes: WELMON, C. 88/62; HORTH, B. 12/9; SILVA, M. 8/6; JONES 108/67; MYERS 34/23.

Umpires - HP: David Natali 1B: Steven Corvi 3B: Bradley Hungerford
Start: 12:00 PM Time: 2:38 Attendance:
Weather: 52 degrees - 17 mph SW

GAME 27 | LMU 2, GONZAGA 0

Mar 29, 2014 at Spokane, WA (Patterson Complex)

LMU 2 (16-11,6-2)

Player	ab	r	h	rbi	bb	so	po	a	lob
MILLER, Austin cf	4	0	2	0	0	1	0	0	0
FLETCHER, David ss	3	0	1	0	0	1	3	4	0
CHEEK, Tommy 1b	4	0	0	0	0	0	8	0	3
DONNELS, Tanner rf	4	1	1	0	0	2	2	0	0
EDWARDS, David 2b	4	1	1	0	0	0	3	4	0
TREZEK, Cole lf	3	0	2	1	1	0	2	0	0
JACK, Jimmy dh	4	0	1	1	0	1	0	0	1
BOEKE, Ted 3b	4	0	0	0	0	0	2	5	3
BROWN, Cassidy c	4	0	1	0	0	0	6	0	0
McGRATH, Patrick p	0	0	0	0	0	0	1	3	0
FUENTES, Carlos p	0	0	0	0	0	0	0	0	0
DAHLSON, Bret p	0	0	0	0	0	0	0	0	0
Totals	34	2	9	2	1	5	27	16	7

Gonzaga 0 (10-15,6-2)

Player	ab	r	h	rbi	bb	so	po	a	lob
GUNSOLUS, Mitch ss	4	0	1	0	0	2	0	2	0
WOOD, Caleb 2b	4	0	0	0	0	1	3	1	1
LAMB, Payden rf	3	0	0	0	1	0	5	0	0
SINATRO, Jimmy c	3	0	1	0	1	1	5	0	0
BROWN, Sam cf	4	0	2	0	0	1	5	0	0
LeBRUN, Cory dh	2	0	0	0	0	0	0	0	1
REITEN, Cabe 3b	3	0	0	0	0	1	1	0	1
JONES, Taylor 1b	3	0	1	0	0	0	6	0	2
BOZETT, Beau lf	2	0	0	0	0	0	2	0	0
BOHLING, Jeffrey ph	1	0	1	0	0	0	0	0	0
SLAVIN, Brock lf	0	0	0	0	0	0	0	0	0
BAILEY, Brandon p	0	0	0	0	0	0	0	2	0
Totals	29	0	6	0	2	6	27	5	5

Score by Innings	1	2	3	4	5	6	7	8	9	R	H	E
LMU	0	0	0	1	0	1	0	0	0	**2**	**9**	**0**
Gonzaga	0	0	0	0	0	0	0	0	0	**0**	**6**	**0**

DP - LMU 2; Gonzaga 1. LOB - LMU 7; Gonzaga 5. 2B - DONNELS, T.(6); EDWARDS, D.(4); GUNSOLUS(5); JONES(1). HBP - LeBRUN. SH - FLETCHER, D.(5).

LMU	ip	h	r	er	bb	so	ab	bf	np
McGRATH, Patrick	6.1	5	0	0	2	4	21	24	101
FUENTES, Carlos	1.2	1	0	0	0	1	5	5	22
DAHLSON, Bret	1.0	0	0	0	0	1	3	3	9

Gonzaga	ip	h	r	er	bb	so	ab	bf	np
BAILEY, Brandon	9.0	9	2	2	1	5	34	36	107

Win - McGRATH, P. (4-0). Loss - BAILEY (2-4). Save - DAHLSON, B. (3).
HBP - by McGRATH, P. (LeBRUN). Inherited runners/scored: FUENTES, C. 2/0. Pitches/strikes: McGRATH, P. 101/63; FUENTES, C. 22/15; DAHLSON, B. 9/8; BAILEY 107/70.

Umpires - HP: Steven Corvi 1B: David Natali 3B: Bradley Hungerford
Start: 6:00 PM Time: 2:32 Attendance: 1138
Weather: 51 degrees, 22 mph SW

GAME 28 | LMU 7, GONZAGA 5

Mar 30, 2014 at Spokane, WA (Patterson Complex)

LMU 7 (17-11,7-2)

Player	ab	r	h	rbi	bb	so	po	a	lob
MILLER, Austin cf	4	3	3	0	0	0	3	0	0
FLETCHER, David ss	2	1	0	1	0	0	2	2	1
CHEEK, Tommy 1b	4	1	1	2	0	1	12	1	0
DONNELS, Tanner rf	4	0	1	0	1	2	0	0	1
EDWARDS, David 2b	2	0	1	2	1	0	2	3	1
TREZEK, Cole lf	4	0	1	0	1	1	0	0	1
GARCIA, Kevin c	3	0	1	1	0	1	5	3	0
JACK, Jimmy dh	4	0	1	0	0	1	0	0	1
COHEN, Tyler 3b	4	2	2	0	0	0	2	3	1
BUCKLE, Sean p	0	0	0	0	0	0	1	1	0
PEABODY, Tim p	0	0	0	0	0	0	0	0	0
HORTH, Brandon p	0	0	0	0	0	0	0	0	0
FUENTES, Carlos p	0	0	0	0	0	0	0	0	0
DAHLSON, Bret p	0	0	0	0	0	0	0	0	0
Totals	31	7	11	6	3	6	27	13	8

Gonzaga 5 (10-16,6-3)

Player	ab	r	h	rbi	bb	so	po	a	lob
GUNSOLUS, Mitch ss/3b	4	2	1	0	1	0	1	1	1
WOOD, Caleb 2b	4	0	1	1	0	0	1	4	0
LAMB, Payden rf	4	1	0	0	0	0	2	0	1
SINATRO, Jimmy c	4	2	2	1	0	0	7	2	0
MINTEER, Nicholas dh	3	0	2	1	1	1	0	0	0
BROWN, Sam cf	3	0	2	2	1	0	2	0	0
REITEN, Cabe 3b/ss	3	0	0	0	1	2	0	1	1
JONES, Taylor 1b	2	0	0	0	0	1	9	1	2
BROOKS, Nick ph	1	0	0	0	0	1	0	0	0
BOZETT, Beau lf	2	0	0	0	0	0	3	0	0
LeBRUN, Cory ph	1	0	0	0	0	0	0	0	0
SLAVIN, Brock lf	1	0	0	0	0	1	1	1	0
SOPKO, Andrew p	0	0	0	0	0	0	1	1	0
BROWN, Ben p	0	0	0	0	0	0	0	0	0
BRIJA, Sean-Luke p	0	0	0	0	0	0	0	1	0
SMITH, Kenny p	0	0	0	0	0	0	0	0	0
Totals	32	5	8	5	4	6	27	12	5

Score by Innings	1	2	3	4	5	6	7	8	9	R	H	E
LMU	1	0	0	0	3	0	3	0	0	**7**	**11**	**1**
Gonzaga	3	0	1	1	0	0	0	0	0	**5**	**8**	**2**

E - FLETCHER, D.; SOPKO; B. BROWN. DP - LMU 2. LOB - LMU 8; Gonzaga 5. 2B - WOOD; S. BROWN. 3B - GUNSOLUS. SH - MILLER, A.; FLETCHER, D. 3; GARCIA, K.; JONES. SF - CHEEK, T.; EDWARDS, D. 2. SB - MILLER, A.; GUNSOLUS; LAMB; SINATRO. CS - DONNELS, T.; S. BROWN.

LMU	ip	h	r	er	bb	so	ab	bf	np
BUCKLE, Sean	4.0	8	5	4	1	2	20	21	77
PEABODY, Tim	1.1	0	0	0	2	1	2	5	22
HORTH, Brandon	1.2	0	0	0	0	0	5	5	12
FUENTES, Carlos	1.0	0	0	0	1	1	2	3	15
DAHLSON, Bret	1.0	0	0	0	0	2	3	3	15

Gonzaga	ip	h	r	er	bb	so	ab	bf	np
SOPKO, Andrew	5.0	7	4	4	1	1	17	23	80
BROWN, Ben	1.0	1	2	1	0	2	4	5	23
BRIJA, Sean-Luke	1.1	2	1	0	2	0	4	8	31
SMITH, Kenny	1.2	1	0	0	0	3	6	6	21

Win - HORTH, B. (1-1). Loss - B. BROWN (0-1). Save - DAHLSON, B. (4).
WP - SOPKO 2. BK - SOPKO. Inherited runners/scored: HORTH, B. 1/0; BRIJA 2/2; SMITH 1/0. Pitches/strikes: BUCKLE, S. 77/48; PEABODY, T. 22/9; HORTH, B. 12/8; FUENTES, C. 15/7; DAHLSON, B. 15/8; SOPKO 80/44; B. BROWN 23/16; BRIJA 31/16; SMITH 21/13.

Umpires - HP: Bradley Hungerford 1B: David Natali 3B: Steven Corvi
Start: 12 PM Time: 3:07 Attendance: 571
Weather: 50 degrees, 12 mph SW
B. BROWN faced 2 batters in the 7th.

2014 BOX SCORES | GAMES 29-32

GAME 29 | #21 UCLA 5, LMU 3

Apr 01, 2014 at Los Angeles, Calif. (Page Stadium)

UCLA 5 (17-10)

Player	ab	r	h	rbi	bb	so	po	a	lob
Carroll, Brian cf	3	0	0	1	0	1	2	1	0
Bono, Christoph rf	4	1	2	1	0	1	3	0	0
Zeile, Shane 1b	5	0	0	0	0	2	7	3	4
Moore, Ty lf	5	0	2	1	0	0	1	0	1
Persico, Luke 2b	5	1	1	0	0	0	1	1	1
Peterson, Kort dh	2	1	1	1	1	1	0	0	0
Hazard, Justin c	5	1	1	0	0	1	8	2	2
Chatterton, Trent ss	3	0	0	0	1	1	0	4	3
Keck, Chris 3b	3	1	2	1	1	0	2	0	0
Dyer, Grant p	0	0	0	0	0	0	2	2	0
Schuh, Max p	0	0	0	0	0	0	0	0	0
Kern, Nick p	0	0	0	0	0	0	0	0	0
Berg, David p	0	0	0	0	0	0	1	0	0
Totals	35	5	9	5	3	7	27	13	11

LMU 3 (17-12)

Player	ab	r	h	rbi	bb	so	po	a	lob
MILLER, Austin cf	3	1	2	0	0	1	2	0	0
FLETCHER, David ss	3	2	1	0	0	1	2	3	0
CHEEK, Tommy 1b	4	0	0	0	0	0	8	0	1
DONNELS, Tanner rf	4	0	3	3	0	0	2	0	0
EDWARDS, David 2b	4	0	0	0	0	0	2	2	2
TREZEK, Cole lf	4	0	1	0	0	0	2	0	1
JACK, Jimmy dh	2	0	2	0	0	0	0	0	0
SAVAGE, Brice ph	1	0	0	0	0	1	0	0	1
BOEKE, Ted 3b	0	0	0	0	0	0	0	0	0
DOZIER, Kyle ph	1	0	0	0	0	1	0	0	0
COHEN, Tyler 3b/p	4	0	1	0	0	3	1	1	0
BROWN, Cassidy c	4	0	1	0	0	1	7	0	1
ARRIAGA, Brenton p	0	0	0	0	0	0	1	2	0
PEABODY, Tim p	0	0	0	0	0	0	0	0	0
HORTH, Brandon p	0	0	0	0	0	0	0	1	0
FUENTES, Carlos p	0	0	0	0	0	0	0	0	0
Totals	34	3	11	3	0	8	27	9	6

Score by Innings	1	2	3	4	5	6	7	8	9	R	H	E
UCLA	1	0	0	0	1	2	1	0	0	**5**	**9**	**0**
LMU	1	0	1	0	0	0	0	1	0	**3**	**11**	**2**

E - CHEEK, T.(3); TREZEK, C.(1). LOB - UCLA 11; LMU 6. 2B - Bono 2(10). HBP - Bono; Peterson. SH - Carroll(7); Peterson(1); MILLER, A.(7); FLETCHER, D.(9). SF - Carroll(1). SB - Moore(2); Keck(1); MILLER, A.(18); FLETCHER, D.(8). CS - JACK, J.(1).

UCLA	ip	h	r	er	bb	so	ab	bf	np
Dyer, Grant	5.2	9	2	2	0	2	22	24	93
Schuh, Max	1.1	0	0	0	0	3	4	4	15
Kern, Nick	0.1	2	1	1	0	0	3	3	8
Berg, David	1.2	0	0	0	0	3	5	5	25

LMU	ip	h	r	er	bb	so	ab	bf	np
ARRIAGA, Brenton	4.1	6	2	2	1	5	17	20	74
PEABODY, Tim	1.0	1	2	2	2	0	4	6	25
HORTH, Brandon	1.1	2	1	0	0	0	6	8	22
FUENTES, Carlos	1.1	0	0	0	0	1	4	4	10
COHEN, Tyler	1.0	0	0	0	0	1	4	5	19

Win - Dyer (4-2). Loss - PEABODY, T. (3-1). Save - Berg (8).
WP - Dyer 2(3). HBP - by HORTH, B. (Bono); by COHEN, T. (Peterson). PB - Hazard(1). Inherited runners/scored: Schuh 1/0; Berg 1/0; PEABODY, T. 1/0; HORTH, B. 3/2; FUENTES, C. 1/0. Pitches/strikes: Dyer 93/58; Schuh 15/11; Kern 8/5; Berg 25/17; ARRIAGA, B. 74/46; PEABODY, T. 25/14; HORTH, B. 22/12; FUENTES, C. 10/9; COHEN, T. 19/11.

Umpires - HP: Mike Jarboe 1B: Chuck Lyon 3B: Craig Compton
Start: 6:02 PM Time: 3:27 Attendance: 327
Weather: 59 Degrees, Wind to LF

GAME 30 | SAN FRANCISCO 6, LMU 4

Apr 04, 2014 at Los Angeles, Calif. (Page Stadium)

San Francisco 6 (14-14,4-6)

Player	ab	r	h	rbi	bb	so	po	a	lob
ZIMMER, Bradley cf	4	1	1	0	1	1	3	0	0
GIARRATANO, Nico ss	5	2	2	0	0	1	2	3	0
ATKINSON, Derek rf	4	1	3	2	0	0	2	1	0
HENDRIKS, Brendan 1b	3	1	1	2	0	0	10	0	0
TURNER, Zack dh	2	1	0	0	2	0	0	0	2
CRUIKSHANK, Bob 3b	1	0	1	0	2	0	2	0	0
KATHAN, Michael 3b	1	0	0	0	0	0	0	0	0
EATON, Michael 2b	4	0	0	1	0	1	1	6	2
MATRANGA, Ryan c	4	0	0	0	0	1	6	1	1
SINATRO, Matt lf	4	0	0	0	0	0	1	0	0
BRUCE, Harrison lf	0	0	0	0	0	0	0	0	0
BOBB, Abe p	0	0	0	0	0	0	0	1	0
GRAFF, Ben p	0	0	0	0	0	0	0	0	0
HIBBERD, Houston p	0	0	0	0	0	0	0	0	0
Totals	32	6	8	5	5	4	27	12	5

LMU 4 (17-13,7-3)

Player	ab	r	h	rbi	bb	so	po	a	lob
MILLER, Austin cf	4	3	2	0	0	0	1	0	0
FLETCHER, David ss	5	1	4	0	0	1	2	7	0
CHEEK, Tommy 1b	5	0	5	3	0	0	10	0	0
HAMMOND, Trent pr	0	0	0	0	0	0	0	0	0
DONNELS, Tanner rf	4	0	1	0	0	1	3	0	1
EDWARDS, David 2b	3	0	1	1	0	1	3	3	1
TREZEK, Cole lf	4	0	1	0	0	0	3	0	7
GARCIA, Kevin c	4	0	0	0	0	0	5	1	0
JACK, Jimmy dh	3	0	1	0	0	0	0	0	0
SAVAGE, Brice ph	1	0	0	0	0	1	0	0	0
COHEN, Tyler 3b	4	0	0	0	0	1	0	1	0
WELMON, Colin p	0	0	0	0	0	0	0	0	0
HORTH, Brandon p	0	0	0	0	0	0	0	0	0
FUENTES, Carlos p	0	0	0	0	0	0	0	1	0
PEABODY, Tim p	0	0	0	0	0	0	0	0	0
Totals	37	4	15	4	0	5	27	13	10

Score by Innings	1	2	3	4	5	6	7	8	9	R	H	E
San Francisco	0	0	2	0	0	1	0	3	0	**6**	**8**	**0**
LMU	0	0	2	0	1	0	0	0	1	**4**	**15**	**2**

E - EDWARDS, D.(4); GARCIA, K.(5). DP - USF 2; LMU 2. LOB - USF 5; LMU 10. 2B - FLETCHER, D.(3). 3B - ATKINSON(1). HBP - HENDRIKS; MILLER, A.; DONNELS, T.; EDWARDS, D.. SF - EDWARDS, D.(4). SB - GIARRATANO(1); MILLER, A.(19); FLETCHER, D.(9). CS - ZIMMER(5).

San Francisco	ip	h	r	er	bb	so	ab	bf	np
BOBB, Abe	6.2	13	3	3	0	3	29	32	91
GRAFF, Ben	1.1	0	0	0	0	1	4	4	16
HIBBERD, Houston	1.0	2	1	1	0	1	4	5	12

LMU	ip	h	r	er	bb	so	ab	bf	np
WELMON, Colin	7.0	5	3	2	4	3	23	28	105
HORTH, Brandon	0.0	3	3	2	0	0	3	3	12
FUENTES, Carlos	1.0	0	0	0	1	0	3	4	10
PEABODY, Tim	1.0	0	0	0	0	1	3	3	12

Win - GRAFF (1-0). Loss - HORTH, B. (1-2). Save - HIBBERD (6).
HBP - by WELMON, C. (HENDRIKS); by BOBB (DONNELS, T.); by BOBB (EDWARDS, D.); by HIBBERD (MILLER, A.). Inherited runners/scored: GRAFF 3/0; FUENTES, C. 2/2. Pitches/strikes: BOBB 91/63; GRAFF 16/12; HIBBERD 12/10; WELMON, C. 105/59; HORTH, B. 12/8; FUENTES, C. 10/5; PEABODY, T. 12/8.

Umpires - HP: Stephen Fritzoni 1B: Scott Letendre 3B: Randy Sutton
Start: 6:01 PM Time: 2:54 Attendance: 234
Weather: 58 Degrees, Partly Cloudy
HORTH, B. faced 3 batters in the 8th.

GAME 31 | SAN FRANCISCO 9, LMU 3

Apr 05, 2014 at Los Angeles, Calif. (Page Stadium)

San Francisco 9 (15-14,5-6)

Player	ab	r	h	rbi	bb	so	po	a	lob
ZIMMER, Bradley cf	5	1	2	0	1	1	2	0	2
GIARRATANO, Nico ss	3	2	1	0	3	0	4	2	1
ATKINSON, Derek rf	5	1	1	2	1	0	5	1	0
HENDRIKS, Brendan dh	5	2	1	0	1	1	0	0	3
BRUCE, Harrison pr	0	0	0	0	0	0	0	0	0
TURNER, Zack 1b	5	1	2	3	0	0	8	0	2
CRUIKSHANK, Bob 3b	3	1	1	3	0	0	1	1	1
KATHAN, Michael 3b	1	0	1	0	0	0	0	1	0
MATRANGA, Ryan c	5	1	3	0	0	0	3	0	1
MCCULLOUGH, Justin c	0	0	0	0	0	0	1	0	0
SINATRO, Matt lf	4	0	1	0	0	1	2	0	0
EATON, Michael 2b	4	0	1	1	0	1	1	6	4
CECILIO, Christian p	0	0	0	0	0	0	0	0	0
GRAFF, Ben p	0	0	0	0	0	0	0	0	0
DELONG, Jesse p	0	0	0	0	0	0	0	0	0
Totals	40	9	14	9	6	4	27	11	14

LMU 3 (17-14,7-4)

Player	ab	r	h	rbi	bb	so	po	a	lob
FLETCHER, David ss	4	1	2	1	1	0	2	3	2
MILLER, Austin cf	4	1	1	0	0	0	1	0	0
CHEEK, Tommy 1b	5	0	1	1	0	1	9	0	2
DONNELS, Tanner rf	4	0	2	1	0	1	3	0	0
EDWARDS, David 2b	4	0	0	0	0	1	3	2	1
TREZEK, Cole lf	4	0	1	0	0	0	3	0	1
SAVAGE, Brice dh	2	1	1	0	1	1	0	0	0
BOEKE, Ted 3b	0	0	0	0	0	0	0	1	0
BROWN, Cassidy c	4	0	1	0	0	0	4	0	0
COHEN, Tyler 3b/p	4	0	2	0	0	0	2	3	3
McGRATH, Patrick p	0	0	0	0	0	0	0	0	0
PEABODY, Tim p	0	0	0	0	0	0	0	0	0
SILVA, Michael p	0	0	0	0	0	0	0	0	0
HORTH, Brandon p	0	0	0	0	0	0	0	2	0
Totals	35	3	11	3	2	4	27	11	9

Score by Innings	1	2	3	4	5	6	7	8	9	R	H	E
San Francisco	5	3	0	0	0	0	1	0	0	**9**	**14**	**0**
LMU	1	0	1	0	0	0	1	0	0	**3**	**11**	**4**

E - FLETCHER, D.(4); CHEEK, T.(4); EDWARDS, D.(5); COHEN, T.(5). DP - USF 2; LMU 1. LOB - USF 14; LMU 9. 2B - GIARRATANO(5); CRUIKSHANK(8); MATRANGA(6); EATON(5); CHEEK, T.(8). 3B - ZIMMER(3); TURNER(1). HBP - EATON; MILLER, A.; SAVAGE, B.. SH - SINATRO(2). SF - TURNER(2); CRUIKSHANK(3). SB - ZIMMER(13); MILLER, A.(20); SAVAGE, B.(1).

San Francisco	ip	h	r	er	bb	so	ab	bf	np
CECILIO, Christian	6.2	8	3	2	2	2	26	29	113
GRAFF, Ben	1.1	2	0	0	0	1	6	7	22
DELONG, Jesse	1.0	1	0	0	0	1	3	3	8

LMU	ip	h	r	er	bb	so	ab	bf	np
McGRATH, Patrick	1.2	9	8	6	2	1	13	17	63
PEABODY, Tim	3.1	0	0	0	1	2	11	12	42
SILVA, Michael	1.2	2	1	1	1	1	7	9	37
HORTH, Brandon	1.1	1	0	0	1	0	5	7	23
COHEN, Tyler	1.0	2	0	0	1	0	4	5	13

Win - CECILIO (4-4). Loss - McGRATH, P. (4-1). Save - None.
WP - CECILIO 2(3). HBP - by SILVA, M. (EATON); by CECILIO (MILLER, A.); by GRAFF (SAVAGE, B.). PB - MATRANGA(3). Inherited runners/scored: GRAFF 2/0; PEABODY, T. 2/0; HORTH, B. 3/1. Pitches/strikes: CECILIO 113/71; GRAFF 22/13; DeLONG 8/5; McGRATH, P. 63/38; PEABODY, T. 42/28; SILVA, M. 37/20; HORTH, B. 23/15; COHEN, T. 13/6.

Umpires - HP: Scott Letendre 1B: Randy Sutton 3B: Steve Fritzoni
Start: 6:00 PM Time: 3:20 Attendance: 327
Weather: 65 Degrees, Clear Sky

GAME 32 | LMU 5, SAN FRANCISCO 4

Apr 06, 2014 at Los Angeles, Calif. (Page Stadium)

San Francisco 4 (15-15,5-7)

Player	ab	r	h	rbi	bb	so	po	a	lob
ZIMMER, Bradley cf	5	0	2	2	0	0	2	0	0
GIARRATANO, Nico ss	5	0	0	0	0	1	1	3	3
ATKINSON, Derek rf	4	0	1	0	1	0	1	0	0
TURNER, Zack dh	5	1	1	0	0	0	0	0	2
HENDRIKS, Brendan 1b	3	1	2	1	0	0	11	1	0
CRUIKSHANK, Bob 3b	4	1	0	0	0	1	2	2	1
KATHAN, Michael pr/3b	0	0	0	0	0	0	0	0	0
MATRANGA, Ryan c	1	0	0	0	1	0	3	0	0
SINATRO, Matt lf	4	0	0	0	0	1	1	0	2
EATON, Michael 2b	4	1	2	0	0	1	2	4	1
GOODMAN, Grant p	0	0	0	0	0	0	0	2	0
MEYER, Mack p	0	0	0	0	0	0	0	0	0
LEE, Sheldon p	0	0	0	0	0	0	0	0	0
HIBBERD, Houston p	0	0	0	0	0	0	1	0	0
Totals	35	4	8	3	2	4	24	12	9

LMU 5 (18-14,8-4)

Player	ab	r	h	rbi	bb	so	po	a	lob
MILLER, Austin cf	5	1	1	0	0	0	4	0	0
FLETCHER, David ss	4	1	2	2	0	0	5	8	0
CHEEK, Tommy 1b	4	1	1	0	0	0	9	0	0
DONNELS, Tanner rf	3	0	0	1	0	0	0	0	1
JACK, Jimmy dh	4	0	0	0	0	2	0	0	0
TREZEK, Cole lf	3	0	2	1	1	0	1	0	0
COHEN, Tyler 3b	0	0	0	0	0	0	0	0	0
GARCIA, Kevin c	3	0	0	0	0	0	4	0	0
EDWARDS, David 2b	2	1	1	0	2	0	4	5	1
BOEKE, Ted 3b	3	1	1	0	0	0	0	2	6
SAVAGE, Brice ph	1	0	0	0	0	1	0	0	0
DOZIER, Kyle lf	0	0	0	0	0	0	0	0	0
BUSFIELD, J.D. p	0	0	0	0	0	0	0	1	0
BUCKLE, Sean p	0	0	0	0	0	0	0	1	0
FUENTES, Carlos p	0	0	0	0	0	0	0	0	0
DAHLSON, Bret p	0	0	0	0	0	0	0	0	0
Totals	32	5	8	4	3	3	27	17	8

Score by Innings	1	2	3	4	5	6	7	8	9	R	H	E
San Francisco	0	4	0	0	0	0	0	0	0	**4**	**8**	**1**
LMU	0	0	0	0	4	0	0	1	X	**5**	**8**	**3**

E - EATON(2); FLETCHER, D.(5); EDWARDS, D. 2(7). DP - LMU 2. LOB - USF 9; LMU 8. 2B - ATKINSON(7); TURNER(8); HENDRIKS 2(13); FLETCHER, D.(4); EDWARDS, D.(5). 3B - ZIMMER(4). HBP - HENDRIKS; MATRANGA; GARCIA, K.. SH - MATRANGA(4); DONNELS, T.(2). SB - KATHAN(1); EDWARDS, D.(7).

San Francisco	ip	h	r	er	bb	so	ab	bf	np
GOODMAN, Grant	4.1	6	4	4	2	2	19	23	90
MEYER, Mack	0.2	1	0	0	1	0	3	4	16
LEE, Sheldon	2.0	0	0	0	0	0	6	6	17
HIBBERD, Houston	1.0	1	1	1	0	1	4	4	13

LMU	ip	h	r	er	bb	so	ab	bf	np
BUSFIELD, J.D.	1.1	3	3	1	0	0	6	7	16
BUCKLE, Sean	5.2	3	1	1	2	3	20	23	79
FUENTES, Carlos	1.0	1	0	0	0	0	4	5	17
DAHLSON, Bret	1.0	1	0	0	0	1	5	5	16

Win - FUENTES, C. (3-1). Loss - HIBBERD (3-1). Save - DAHLSON, B. (5).
WP - GOODMAN 2(4). HBP - by GOODMAN (GARCIA, K.); by BUCKLE, S. (HENDRIKS); by FUENTES, C. (MATRANGA). BK - HIBBERD(1). Inherited runners/scored: MEYER 2/1; BUCKLE, S. 1/1. Pitches/strikes: GOODMAN 90/54; MEYER 16/8; LEE 17/12; HIBBERD 13/7; BUSFIELD, J. 16/12; BUCKLE, S. 79/49; FUENTES, C. 17/11; DAHLSON, B. 16/10.

Umpires - HP: Randy Sutton 1B: Steve Fritzoni 3B: Scott Letendre
Start: 1:04 PM Time: 3:05 Attendance: 346
Weather: 73 Degrees, Sunny

2014 BOX SCORES | GAMES 33-36

GAME 33 | LMU 8, LONG BEACH ST. 2

Apr 08, 2014 at Long Beach, Calif. (Blair Field)

LMU 8 (19-14)

Player	ab	r	h	rbi	bb	so	po	a	lob
MILLER, Austin cf	4	2	1	0	0	1	2	0	0
FLETCHER, David ss	5	2	4	1	0	0	1	4	0
CHEEK, Tommy 1b	4	0	0	1	0	1	7	1	2
DONNELS, Tanner rf	3	0	1	3	0	0	5	0	0
TREZEK, Cole lf	4	1	1	0	0	1	4	0	0
EDWARDS, David 2b	4	1	2	2	0	1	1	2	1
JACK, Jimmy dh	3	0	1	0	0	0	0	0	0
KENNEDY, Kevin ph	1	0	0	0	0	1	0	0	1
BOEKE, Ted 3b	0	0	0	0	0	0	0	0	0
BROWN, Cassidy c	2	1	0	0	1	1	6	0	0
COHEN, Tyler 3b	4	1	1	0	0	0	0	1	0
FUENTES, Carlos p	0	0	0	0	0	0	0	0	0
ARRIAGA, Brenton p	0	0	0	0	0	0	1	0	0
Totals	34	8	11	7	1	6	27	8	4

Long Beach State 2 (15-16)

Player	ab	r	h	rbi	bb	so	po	a	lob
Brenner, Colby cf	3	1	0	0	0	0	7	0	0
Belanger, Zack ph	1	0	0	0	0	0	0	0	0
Hampson, Garrett ss	5	0	1	0	0	0	0	2	1
Patron, Ino dh	4	1	1	1	0	0	0	0	0
Prigatano, Richard rf	4	0	0	0	0	1	2	0	1
Hill, Michael 3b	3	0	2	0	1	0	0	2	0
Domingues, Zack 3b	0	0	0	0	0	0	1	0	0
Bekakis, Johnny lf	1	0	0	0	1	1	1	0	0
Rivera, Zack ph	0	0	0	1	0	0	0	0	0
Meadows, Nolan lf	0	0	0	0	0	0	1	0	0
Hutting, Eric c	3	0	1	0	1	0	5	2	1
Serven, Jonathan 1b	4	0	0	0	0	3	9	0	4
Vaughn, Colton 2b	3	0	0	0	0	1	1	4	2
DeGoti, Alex 2b	1	0	1	0	0	0	0	0	0
Millison, Ryan p	0	0	0	0	0	0	0	0	0
Marshall, Cody p	0	0	0	0	0	0	0	0	0
Pongs, Cameron p	0	0	0	0	0	0	0	0	0
Underwood, Nate p	0	0	0	0	0	0	0	0	0
Totals	32	2	6	2	3	6	27	10	9

Score by Innings	1	2	3	4	5	6	7	8	9	R	H	E
LMU	0	0	0	0	1	4	0	3	0	**8**	**11**	**0**
Long Beach State	0	0	1	0	0	0	0	1	0	**2**	**6**	**0**

DP - Dirtbags 1. LOB - Lions 4; Dirtbags 9. 2B - FLETCHER, D.(5); EDWARDS, D.(6); Hampson(9); Patron(8). 3B - Hill, M.(6). HR - EDWARDS, D.(1). HBP - MILLER, A.; BROWN, C.; Brenner; Bekakis. SF - CHEEK, T.(9); DONNELS, T.(1); Rivera(2). SB - DONNELS, T.(6); EDWARDS, D.(8); Hill, M.(6).

LMU	ip	h	r	er	bb	so	ab	bf	np
FUENTES, Carlos	3.0	2	1	1	1	2	11	13	43
ARRIAGA, Brenton	5.0	3	1	1	2	3	17	21	78
COHEN, Tyler	1.0	1	0	0	0	1	4	4	15

Long Beach State	ip	h	r	er	bb	so	ab	bf	np
Millison, Ryan	4.0	2	0	0	0	3	12	12	43
Marshall, Cody	2.0	5	5	5	1	1	10	12	36
Pongs, Cameron	2.0	3	3	3	0	2	8	10	31
Underwood, Nate	1.0	1	0	0	0	0	4	5	13

Win - ARRIAGA, B. (2-2). Loss - Marshall (1-3). Save - None.
WP - Pongs(2). HBP - by FUENTES, C. (Brenner); by ARRIAGA, B. (Bekakis); by Pongs (MILLER, A.); by Underwood (BROWN, C.). Inherited runners/scored: None. Pitches/strikes: FUENTES, C. 43/27; ARRIAGA, B. 78/45; COHEN, T. 15/11; Millison 43/31; Marshall 36/23; Pongs 31/19; Underwood 13/8.

Umpires - HP: Don Crane 1B: Mike Lusky 3B: Dave Gimbi
Start: 6 p.m. Time: 2:51 Attendance: 839
Weather: mostly clear skies, lower 70s

GAME 34 | LMU 4, SAINT MARY'S 3

Apr 11, 2014 at Los Angeles, Calif. (Page Stadium)

Saint Mary's 3 (13-19,5-5)

Player	ab	r	h	rbi	bb	so	po	a	lob
GONSOLIN, Anthony rf	2	1	0	0	2	1	2	0	2
HORNSBY, Connor 2b	2	0	1	0	1	0	1	2	0
FERGUSON, Collin 1b	4	0	1	1	0	2	4	0	2
VILLA, Anthony 3b	4	0	0	0	0	2	0	2	0
BOAS, Ricky ss	4	0	0	0	0	1	1	1	2
VALENTIN, Michael lf	4	1	1	0	0	1	3	0	0
MCLOUGHLIN, Ian dh	4	0	1	0	0	0	0	0	0
RAMAGE, Darian cf	4	1	2	0	0	1	5	0	0
ELLISON, Trevor c	3	0	0	0	0	0	8	0	0
NOLAN, Nate ph	1	0	0	0	0	0	0	0	0
BROCKETT, Ryan p	0	0	0	0	0	0	0	0	0
VALDEZ, Jacob p	0	0	0	0	0	0	0	0	0
Totals	32	3	6	1	3	8	24	5	6

LMU 4 (20-14,9-4)

Player	ab	r	h	rbi	bb	so	po	a	lob
FLETCHER, David ss	4	1	1	2	0	0	1	6	3
MILLER, Austin cf	3	0	0	0	0	2	2	0	0
CHEEK, Tommy 1b	3	0	2	1	0	0	12	0	0
DONNELS, Tanner rf	4	0	0	0	0	2	2	0	2
TREZEK, Cole lf	4	0	1	0	0	0	1	0	0
EDWARDS, David 2b	4	1	1	1	0	1	1	2	1
GARCIA, Kevin c	3	0	0	0	1	1	8	0	0
BARNETT, Chris dh	3	1	1	0	0	1	0	0	0
JACK, Jimmy ph	1	0	0	0	0	0	0	0	1
COHEN, Tyler 3b	2	1	1	0	1	1	0	2	0
WELMON, Colin p	0	0	0	0	0	0	0	1	0
FUENTES, Carlos p	0	0	0	0	0	0	0	0	0
DAHLSON, Bret p	0	0	0	0	0	0	0	1	0
Totals	31	4	7	4	2	8	27	12	7

Score by Innings	1	2	3	4	5	6	7	8	9	R	H	E
Saint Mary's	1	1	0	1	0	0	0	0	0	**3**	**6**	**1**
LMU	0	0	0	1	0	0	3	0	X	**4**	**7**	**1**

E - BOAS(11); FLETCHER, D.(6). DP - LMU 1. LOB - SMC 6; LMU 7. 2B - FERGUSON(9). 3B - FLETCHER, D.(1). HR - EDWARDS, D.(2). HBP - MILLER, A.. SH - HORNSBY(6). SF - CHEEK, T.(10). SB - HORNSBY(1); VALENTIN(5); RAMAGE(7).

Saint Mary's	ip	h	r	er	bb	so	ab	bf	np
BROCKETT, Ryan	7.0	6	4	2	2	7	27	31	110
VALDEZ, Jacob	1.0	1	0	0	0	1	4	4	9

LMU	ip	h	r	er	bb	so	ab	bf	np
WELMON, Colin	7.0	6	3	2	3	6	26	30	103
FUENTES, Carlos	1.0	0	0	0	0	1	3	3	13
DAHLSON, Bret	1.0	0	0	0	0	1	3	3	11

Win - WELMON, C. (5-2). Loss - BROCKETT (4-4). Save - DAHLSON, B. (6).
WP - BROCKETT 2(7). HBP - by BROCKETT (MILLER, A.). PB - ELLISON(6). Inherited runners/scored: None.
Pitches/strikes: BROCKETT 110/71; VALDEZ 9/7; WELMON, C. 103/70; FUENTES, C. 13/8; DAHLSON, B. 11/8.

Umpires - HP: Carl Coles 1B: Dixon Stureman 3B: Bud Dunklin
Start: 6:04 PM Time: 2:30 Attendance: 247
Weather: 60 Degrees, Cleary Sky

GAME 35 | LMU 11, SAINT MARY'S 1

Apr 12, 2014 at Los Angeles, Calif. (Page Stadium)

Saint Mary's 1 (13-20,5-6)

Player	ab	r	h	rbi	bb	so	po	a	lob
GONSOLIN, Anthony rf	3	0	1	0	0	1	0	0	0
GRAHAM, Connor rf	1	0	0	0	0	0	0	0	0
HORNSBY, Connor 2b	3	0	1	0	0	0	1	2	0
FERGUSON, Collin 1b	3	0	1	1	1	1	10	0	1
VILLA, Anthony 3b	3	0	0	0	1	0	0	1	4
MCLOUGHLIN, Ian c	2	0	1	0	1	1	8	2	2
NOLAN, Nate c	1	0	0	0	0	1	0	0	0
VALENTIN, Michael dh	3	0	1	0	0	1	0	0	0
ABRAMS, Trevor ph	1	0	1	0	0	0	0	0	0
BOAS, Ricky ss	4	0	0	0	0	1	2	5	1
RAMAGE, Darian cf	2	0	0	0	2	1	1	0	0
FRIZE, Dalton lf	3	1	1	0	1	1	2	0	0
NEFF, Cameron p	0	0	0	0	0	0	0	1	0
BURNES, Corbin p	0	0	0	0	0	0	0	1	0
BRAMAN, Vince p	0	0	0	0	0	0	0	0	0
DELLASERRA, David p	0	0	0	0	0	0	0	0	0
Totals	29	1	7	1	6	8	24	12	9

LMU 11 (21-14,10-4)

Player	ab	r	h	rbi	bb	so	po	a	lob
MILLER, Austin cf	3	1	1	0	0	0	1	0	1
DOZIER, Kyle cf	2	1	1	0	0	0	0	0	1
FLETCHER, David ss	5	1	2	1	0	2	4	4	0
CHEEK, Tommy 1b	3	1	0	0	1	0	6	0	0
DONNELS, Tanner rf	4	2	3	4	0	0	3	0	0
TREZEK, Cole lf	2	1	0	0	1	0	2	0	1
EDWARDS, David 2b	4	1	2	3	0	1	3	3	2
SAVAGE, Brice 2b	0	0	0	0	0	0	0	0	0
JACK, Jimmy dh	4	1	1	1	0	2	0	0	0
BROWN, Cassidy c	4	0	1	0	0	2	8	2	0
BOEKE, Ted 3b	3	2	3	2	0	0	0	0	0
KENNEDY, Kevin ph	0	0	0	0	0	0	0	0	0
HAMMOND, Trent pr/3b	0	0	0	0	0	0	0	1	0
McGRATH, Patrick p	0	0	0	0	0	0	0	1	0
SILVA, Michael p	0	0	0	0	0	0	0	0	0
PEABODY, Tim p	0	0	0	0	0	0	0	0	0
HORTH, Brandon p	0	0	0	0	0	0	0	0	0
Totals	34	11	14	11	2	7	27	11	5

Score by Innings	1	2	3	4	5	6	7	8	9	R	H	E
Saint Mary's	0	0	1	0	0	0	0	0	0	**1**	**7**	**1**
LMU	0	1	8	0	0	2	0	0	X	**11**	**14**	**0**

E - FERGUSON(7). DP - SMC 1; LMU 2. LOB - SMC 9; LMU 5. 2B - DONNELS, T. 2(8); BROWN, C.(1). 3B - BOEKE, T.(1). HBP - HORNSBY; CHEEK, T.; KENNEDY, K.. SH - GONSOLIN(4); DONNELS, T.(3); TREZEK, C.(4). SB - FERGUSON(3); DOZIER, K.(1); JACK, J.(1). CS - EDWARDS, D.(1).

Saint Mary's	ip	h	r	er	bb	so	ab	bf	np
NEFF, Cameron	2.1	8	9	9	2	2	13	16	51
BURNES, Corbin	3.2	5	2	2	0	5	15	17	59
BRAMAN, Vince	1.0	1	0	0	0	0	3	4	8
DELLASERRA, David	1.0	0	0	0	0	0	3	3	10

LMU	ip	h	r	er	bb	so	ab	bf	np
McGRATH, Patrick	6.0	5	1	1	4	5	19	25	109
SILVA, Michael	1.0	1	0	0	2	2	4	6	29
PEABODY, Tim	1.0	1	0	0	0	1	3	3	9
HORTH, Brandon	1.0	0	0	0	0	0	3	3	11

Win - McGRATH, P. (5-1). Loss - NEFF (5-4). Save - None.
WP - McGRATH, P.(3). HBP - by McGRATH, P. (HORNSBY); by BURNES (CHEEK, T.); by BRAMAN (KENNEDY, K.). Inherited runners/scored: BURNES 2/2. Pitches/strikes: NEFF 51/29; BURNES 59/38; BRAMAN 8/4; DELLASERRA 10/5; McGRATH, P. 109/70; SILVA, M. 29/12; PEABODY, T. 9/8; HORTH, B. 11/7.

Umpires - HP: Dixon Stureman 1B: Bud Dunklin 3B: Carl Coles
Start: 6:03 PM Time: 2:50 Attendance: 369
Weather: 58 Degrees, Clear Sky

GAME 36 | LMU 7, SAINT MARY'S 5

Apr 13, 2014 at Los Angeles, Calif. (Page Stadium)

Saint Mary's 5 (13-21,5-7)

Player	ab	r	h	rbi	bb	so	po	a	lob
HORNSBY, Connor 2b	5	1	0	0	0	2	1	3	2
BOAS, Ricky ss	2	0	0	0	1	0	0	4	1
GONSOLIN, Anthony p/dh	4	1	2	1	0	1	0	1	0
FERGUSON, Collin lf/1b	4	0	0	0	0	1	2	0	0
VILLA, Anthony 3b	4	1	2	1	0	0	2	3	1
VALENTIN, Michael rf	4	1	2	0	0	1	1	1	1
ABRAMS, Trevor 1b	3	0	1	1	0	1	12	0	0
FRIZE, Dalton ph/lf	1	0	0	0	0	0	1	0	0
NOLAN, Nate c	3	1	2	1	1	0	2	2	0
RAMAGE, Darian cf	4	0	1	1	0	0	3	0	0
NEASE, Brad p	0	0	0	0	0	0	0	0	0
VALDEZ, Jacob p	0	0	0	0	0	0	0	0	0
JAHNKE, Kurt p	0	0	0	0	0	0	0	0	0
Totals	34	5	10	5	2	6	24	14	5

LMU 7 (22-14,11-4)

Player	ab	r	h	rbi	bb	so	po	a	lob
MILLER, Austin cf	3	0	1	2	1	0	0	0	1
FLETCHER, David ss	4	0	1	0	1	0	4	4	2
CHEEK, Tommy 1b	5	0	1	0	0	0	12	2	4
DONNELS, Tanner rf	4	1	1	0	0	0	1	0	1
TREZEK, Cole lf	4	2	2	0	0	0	0	0	0
EDWARDS, David 2b	3	0	1	0	0	1	2	7	0
JACK, Jimmy dh	4	1	2	2	0	0	0	0	0
COHEN, Tyler pr	0	1	0	0	0	0	0	0	0
GARCIA, Kevin c	3	2	1	0	1	1	7	1	0
BOEKE, Ted 3b	2	0	1	1	2	0	1	3	0
BUSFIELD, J.D. p	0	0	0	0	0	0	0	0	0
BUCKLE, Sean p	0	0	0	0	0	0	0	0	0
FUENTES, Carlos p	0	0	0	0	0	0	0	0	0
DAHLSON, Bret p	0	0	0	0	0	0	0	0	0
Totals	32	7	11	5	5	2	27	17	8

Score by Innings	1	2	3	4	5	6	7	8	9	R	H	E
Saint Mary's	1	0	0	0	1	3	0	0	0	**5**	**10**	**0**
LMU	0	0	0	3	0	2	0	2	X	**7**	**11**	**2**

E - FLETCHER, D.(7); BOEKE, T.(4). DP - LMU 3. LOB - SMC 5; LMU 8. 2B - VILLA(9); RAMAGE(2); MILLER, A.(7). 3B - GONSOLIN(6). HR - NOLAN(3). SH - BOAS(4); EDWARDS, D.(5). SF - MILLER, A.(1). SB - GONSOLIN(5); RAMAGE(8). CS - BOAS(4).

Saint Mary's	ip	h	r	er	bb	so	ab	bf	np
GONSOLIN, Anthony	5.2	8	5	5	3	2	23	27	91
NEASE, Brad	0.0	1	0	0	0	0	1	1	3
VALDEZ, Jacob	1.2	2	2	2	1	0	7	8	25
JAHNKE, Kurt	0.2	0	0	0	1	0	1	3	11

LMU	ip	h	r	er	bb	so	ab	bf	np
BUSFIELD, J.D.	3.0	1	1	0	0	2	10	11	36
BUCKLE, Sean	3.0	7	4	4	1	2	16	17	59
FUENTES, Carlos	2.0	1	0	0	1	1	5	6	25
DAHLSON, Bret	1.0	1	0	0	0	1	3	3	17

Win - FUENTES, C. (4-1). Loss - VALDEZ (1-2). Save - DAHLSON, B. (7).
WP - GONSOLIN 3(4); JAHNKE(5); BUCKLE, S.(4). Inherited runners/scored: NEASE 2/1; VALDEZ 2/0; JAHNKE 3/2.
Pitches/strikes: GONSOLIN 91/57; NEASE 3/2; VALDEZ 25/13; JAHNKE 11/4; BUSFIELD, J. 36/25; BUCKLE, S. 59/39; FUENTES, C. 25/17; DAHLSON, B. 17/10.

Umpires - HP: Bud Dunklin 1B: Carl Coles 3B: Dixon Stureman
Start: 1:04 PM Time: 3:01 Attendance: 384
Weather: 62 Degrees, Partly Cloudy
NEASE faced 1 batter in the 6th.

2014 BOX SCORES | GAMES 37-40

GAME 37 | LMU 7, #21 UC IRVINE 2

Apr 15, 2014 at Los Angeles, Calif. (Page Stadium)

UC Irvine 2 (24-12)

Player	ab	r	h	rbi	bb	so	po	a	lob
Palmer, Grant lf	4	0	0	0	1	1	1	1	2
Rabago, Chris 3b	3	0	0	1	0	0	1	1	1
Spencer, Connor 1b	3	0	1	1	1	0	6	0	0
Sparks, Taylor ss	4	0	0	0	0	1	1	3	1
McClanahan, Jerry c	4	0	0	0	0	0	13	0	2
Munoz, Jonathan dh	4	0	2	0	0	1	0	0	0
Castro, Justin cf	3	0	0	0	0	0	1	0	1
Paulino, Kris rf	2	1	2	0	1	0	0	0	0
Brontsema, John 2b	2	1	1	0	1	0	1	2	1
Merten, Mitch p	0	0	0	0	0	0	0	0	0
Fielding, Matt p	0	0	0	0	0	0	0	0	0
Sparling, Sean p	0	0	0	0	0	0	0	0	0
Manarino, Evan p	0	0	0	0	0	0	0	0	0
Totals	29	2	6	2	4	3	24	7	8

LMU 7 (23-14)

Player	ab	r	h	rbi	bb	so	po	a	lob
MILLER, Austin cf	5	1	2	0	0	2	2	0	1
FLETCHER, David ss	3	1	1	0	0	1	1	3	0
CHEEK, Tommy 1b	4	3	3	3	0	0	10	0	0
DONNELS, Tanner rf	4	0	2	2	0	0	3	1	0
TREZEK, Cole lf	3	0	1	0	1	1	2	0	1
EDWARDS, David 2b	4	0	1	2	0	1	1	5	2
JACK, Jimmy dh	3	0	0	0	0	3	0	0	0
BARNETT, Chris ph	1	0	0	0	0	1	0	0	1
BROWN, Cassidy c	4	0	1	0	0	1	5	0	1
BOEKE, Ted 3b	4	2	2	0	0	2	2	2	0
ARRIAGA, Brenton p	0	0	0	0	0	0	1	2	0
PEABODY, Tim p	0	0	0	0	0	0	0	0	0
HORTH, Brandon p	0	0	0	0	0	0	0	0	0
FUENTES, Carlos p	0	0	0	0	0	0	0	0	0
DAHLSON, Bret p	0	0	0	0	0	0	0	0	0
Totals	35	7	13	7	1	12	27	13	6

Score by Innings	1	2	3	4	5	6	7	8	9	R	H	E
UC Irvine	0	0	0	0	0	0	0	2	0	**2**	**6**	**0**
LMU	1	0	2	0	0	0	4	0	X	**7**	**13**	**1**

E - FLETCHER, D.(8). DP - LMU 2. LOB - UCI 8; LMU 6. 2B - Paulino(7); BROWN, C.(2); BOEKE, T.(3). 3B - DONNELS, T. 2(3); TREZEK, C.(1); EDWARDS, D.(1). HBP - Rabago; Castro. SH - Paulino(3); Brontsema(6); FLETCHER, D.(10). SB - Spencer(5); TREZEK, C.(2).

UC Irvine	ip	h	r	er	bb	so	ab	bf	np
Merten, Mitch	3.0	6	3	3	1	3	13	15	58
Fielding, Matt	2.0	2	0	0	0	3	8	8	27
Sparling, Sean	1.2	5	4	4	0	3	10	10	31
Manarino, Evan	1.1	0	0	0	0	3	4	4	12

LMU	ip	h	r	er	bb	so	ab	bf	np
ARRIAGA, Brenton	5.0	3	0	0	1	0	14	18	68
PEABODY, Tim	1.0	0	0	0	1	2	3	4	21
HORTH, Brandon	1.0	1	1	1	0	1	4	4	20
FUENTES, Carlos	1.0	1	1	1	1	0	4	6	16
DAHLSON, Bret	1.0	1	0	0	1	0	4	5	16

Win - ARRIAGA, B. (3-2). Loss - Merten (0-2). Save - None.
WP - FUENTES, C.(4). HBP - by ARRIAGA, B. (Castro); by FUENTES, C. (Rabago). Inherited runners/scored: Sparling 1/0; Manarino 1/0; FUENTES, C. 1/1. Pitches/strikes: Merten 58/34; Fielding 27/18; Sparling 31/24; Manarino 12/11; ARRIAGA, B. 68/45; PEABODY, T. 21/10; HORTH, B. 20/13; FUENTES, C. 16/8; DAHLSON, B. 16/9.

Umpires - HP: Frank Pflugradt 1B: William VanRaaphorst 3B: Anthony Norris
Start: 6:02 PM Time: 2:47 Attendance: 223
Weather: 61 Degrees, Clear Sky
Fielding faced 1 batter in the 6th.
HORTH, B. faced 1 batter in the 8th.

GAME 38 | LMU 2, BYU 0

Apr 17, 2014 at Provo, Utah (Larry H.Miller Field)

LMU 2 (24-14,12-4 WCC)

Player	ab	r	h	rbi	bb	so	po	a	lob
MILLER, Austin cf	4	0	1	0	0	2	1	0	1
FLETCHER, David ss	4	0	1	0	0	0	2	5	0
CHEEK, Tommy 1b	4	0	2	0	1	1	9	0	1
DONNELS, Tanner rf	3	0	0	0	0	0	5	0	3
TREZEK, Cole lf	4	0	0	0	0	1	2	0	1
EDWARDS, David 2b	3	1	1	0	0	1	4	3	0
JACK, Jimmy dh	3	1	2	1	0	0	0	0	0
GARCIA, Kevin c	3	0	0	0	0	0	3	1	2
BOEKE, Ted 3b	4	0	2	1	0	0	0	2	2
WELMON, Colin p	0	0	0	0	0	0	1	0	0
Totals	32	2	9	2	1	5	27	11	10

BYU 0 (14-25,5-11 WCC)

Player	ab	r	h	rbi	bb	so	po	a	lob
LUND, Brennon cf	4	0	1	0	0	1	2	0	0
URRY, Eric lf	4	0	1	0	0	0	1	0	0
ROBINSON, Dillon 3b	2	0	0	0	2	0	1	0	0
WHITNEY, Brock 1b	4	0	0	0	0	0	12	0	3
CALDWELL, Kelton rf	4	0	2	0	0	0	3	0	0
JARVIS, Jarrett c	4	0	0	0	0	1	4	1	0
LOPEZ, Bret dh	4	0	1	0	0	0	0	0	2
STARR, Parker 2b/ss	3	0	0	0	0	1	2	4	2
NIELSEN, Hayden ss	2	0	0	0	0	0	0	4	0
LATHAM, CJ ph	1	0	1	0	0	0	0	0	0
JACOBSEN, Mackay 2b	0	0	0	0	0	0	1	0	0
POULSON, Desmond p	0	0	0	0	0	0	1	5	0
HOWARD, Chris p	0	0	0	0	0	0	0	1	0
KINSER, Brandon p	0	0	0	0	0	0	0	0	0
Totals	32	0	6	0	2	3	27	15	7

Score by Innings	1	2	3	4	5	6	7	8	9	R	H	E
LMU	0	0	0	0	0	2	0	0	0	**2**	**9**	**1**
BYU	0	0	0	0	0	0	0	0	0	**0**	**6**	**0**

E - EDWARDS, D.(8). DP - LMU 1. LOB - LMU 10; BYU 7. 2B - CHEEK, T.(9); EDWARDS, D.(7); JACK, J.(2); URRY(1); CALDWELL(8). HBP - DONNELS, T.; EDWARDS, D.; JACK, J.. SH - MILLER, A.(8); FLETCHER, D.(11); GARCIA, K.(4). SB - FLETCHER, D.(10). CS - LUND(3).

LMU	ip	h	r	er	bb	so	ab	bf	np
WELMON, Colin	9.0	6	0	0	2	3	32	34	117

BYU	ip	h	r	er	bb	so	ab	bf	np
POULSON, Desmond	6.1	8	2	2	1	3	24	30	118
HOWARD, Chris	2.0	1	0	0	0	1	6	7	32
KINSER, Brandon	0.2	0	0	0	0	1	2	2	9

Win - WELMON, C. (6-2). Loss - POULSON (4-5). Save - None.
HBP - by POULSON (DONNELS, T.); by POULSON (JACK, J.); by POULSON (EDWARDS, D.). BK - HOWARD(4). Inherited runners/scored: HOWARD 1/0; KINSER 1/0. Pitches/strikes: WELMON, C. 117/81; POULSON 118/75; HOWARD 32/17; KINSER 9/5.

Umpires - HP: Mike Whitty 1B: Ray Leible 3B: Bradley Hungerford
Start: 6:06 pm Time: 2:59 Attendance: 857
Weather: partly cloudy, 66 degrees

GAME 39 | BYU 6, LMU 2

Apr 18, 2014 at Provo, Utah (Larry H.Miller Field)

LMU 2 (24-15,12-5 WCC)

Player	ab	r	h	rbi	bb	so	po	a	lob
MILLER, Austin cf	4	1	1	1	0	2	2	0	0
FLETCHER, David ss	5	0	1	0	0	1	3	4	3
CHEEK, Tommy 1b	5	0	0	0	0	0	10	1	3
DONNELS, Tanner rf	3	0	2	1	1	0	3	1	0
TREZEK, Cole lf	4	0	0	0	0	2	0	0	1
EDWARDS, David 2b	4	0	2	0	0	0	0	5	1
JACK, Jimmy dh	4	1	2	0	0	0	0	0	1
BROWN, Cassidy c	3	0	2	0	1	0	4	0	0
BOEKE, Ted 3b	3	0	0	0	0	0	0	0	0
BUCKLE, Sean p	0	0	0	0	0	0	0	1	0
PEABODY, Tim p	0	0	0	0	0	0	1	0	0
COHEN, Tyler p	0	0	0	0	0	0	1	0	0
Totals	35	2	10	2	2	5	24	12	10

BYU 6 (15-25,6-11 WCC)

Player	ab	r	h	rbi	bb	so	po	a	lob
LUND, Brennon cf	4	1	0	0	0	1	2	0	3
STARR, Parker 2b	2	2	1	0	1	0	3	3	0
ROBINSON, Dillon 3b	1	0	0	0	1	0	0	1	0
URRY, Eric lf	1	1	1	0	1	0	0	0	0
WHITNEY, Brock 1b	2	0	0	1	0	0	12	2	0
CALDWELL, Kelton rf	2	1	0	1	1	1	1	0	1
LOPEZ, Bret dh	4	1	2	2	0	0	0	0	2
JARVIS, Jarrett c	4	0	1	0	0	0	4	1	1
SNYDER, JC lf/3b	4	0	2	1	0	1	3	1	0
NIELSEN, Hayden ss	4	0	1	0	0	1	1	3	0
BARKER, Jeff p	0	0	0	0	0	0	1	2	0
KINSER, Brandon p	0	0	0	0	0	0	0	0	0
Totals	28	6	8	5	4	4	27	13	7

Score by Innings	1	2	3	4	5	6	7	8	9	R	H	E
LMU	1	0	0	0	0	0	0	0	1	**2**	**10**	**1**
BYU	1	0	1	0	1	1	2	0	X	**6**	**8**	**3**

E - BOEKE, T.(5); ROBINSON(4); WHITNEY(3); CALDWELL(2). DP - LMU 1; BYU 1. LOB - LMU 10; BYU 7. 2B - JACK, J.(3); LOPEZ(7). 3B - LOPEZ(1). HBP - LUND; WHITNEY. SH - MILLER, A.(9); BOEKE, T.(4); STARR(4). SF - WHITNEY(3); CALDWELL(6). SB - BOEKE, T.(1); SNYDER(1).

LMU	ip	h	r	er	bb	so	ab	bf	np
BUCKLE, Sean	4.0	3	2	1	2	1	12	19	71
PEABODY, Tim	2.2	4	4	4	2	0	11	13	44
COHEN, Tyler	1.1	1	0	0	0	3	5	5	26

BYU	ip	h	r	er	bb	so	ab	bf	np
BARKER, Jeff	8.0	8	2	1	2	5	31	35	100
KINSER, Brandon	1.0	2	0	0	0	0	4	4	16

Win - BARKER (3-5). Loss - BUCKLE, S. (1-4). Save - None.
WP - BUCKLE, S.(5); PEABODY, T. 2(3); BARKER(7). HBP - by BUCKLE, S. (WHITNEY); by BUCKLE, S. (LUND). BK - BARKER 2(3). Inherited runners/scored: COHEN, T. 2/2; KINSER 2/1. Pitches/strikes: BUCKLE, S. 71/42; PEABODY, T. 44/25; COHEN, T. 26/16; BARKER 100/68; KINSER 16/12.

Umpires - HP: Ray Leible 1B: Bradley Hungerford 3B: Mike Whitty
Start: 6:06 pm Time: 2:47 Attendance: 1531
Weather: overcast, 63 degrees
BARKER faced 2 batters in the 9th.

GAME 40 | BYU 4, LMU 2

Apr 19, 2014 at Provo, Utah (Larry H.Miller Field)

LMU 2 (24-16,12-6 WCC)

Player	ab	r	h	rbi	bb	so	po	a	lob
MILLER, Austin cf	4	0	0	0	0	1	3	0	1
FLETCHER, David ss	3	1	1	1	0	0	3	4	0
CHEEK, Tommy 1b	3	0	0	0	1	1	8	0	1
DONNELS, Tanner rf	4	0	1	0	0	0	1	0	0
TREZEK, Cole lf	4	0	1	0	0	1	3	0	2
EDWARDS, David 2b	4	0	0	0	0	0	1	1	0
JACK, Jimmy dh	1	0	0	0	2	0	0	0	0
COHEN, Tyler dh	1	0	0	0	0	0	0	0	0
GARCIA, Kevin c	3	1	1	0	0	1	3	3	2
BARNETT, Chris c	1	0	0	0	0	0	0	0	0
BOEKE, Ted 3b	2	0	0	0	0	0	2	2	0
BUSFIELD, J.D. p	0	0	0	0	0	0	0	2	0
HORTH, Brandon p	0	0	0	0	0	0	0	0	0
FUENTES, Carlos p	0	0	0	0	0	0	0	0	0
DAHLSON, Bret p	0	0	0	0	0	0	0	0	0
Totals	30	2	4	1	3	4	24	12	6

BYU 4 (16-25,7-11 WCC)

Player	ab	r	h	rbi	bb	so	po	a	lob
LUND, Brennon cf	4	1	1	0	0	0	4	0	2
STARR, Parker 2b	4	0	2	0	0	0	2	2	0
URRY, Eric lf	3	0	0	0	1	0	3	0	0
WHITNEY, Brock 1b	3	1	0	0	1	0	10	0	3
CALDWELL, Kelton rf	4	1	1	0	0	1	2	0	0
LOPEZ, Bret dh	4	1	2	1	0	0	0	0	0
JARVIS, Jarrett c	4	0	2	1	0	0	4	0	0
SNYDER, JC 3b	3	0	0	0	1	2	1	4	2
NIELSEN, Hayden ss	2	0	2	1	0	0	0	2	0
MAHONEY, Kolton p	0	0	0	0	0	0	1	1	0
ROGERS, Hayden p	0	0	0	0	0	0	0	0	0
KINSER, Brandon p	0	0	0	0	0	0	0	0	0
Totals	31	4	10	3	3	3	27	9	7

Score by Innings	1	2	3	4	5	6	7	8	9	R	H	E
LMU	0	0	0	0	0	1	0	1	0	**2**	**4**	**0**
BYU	0	0	1	0	0	3	0	0	X	**4**	**10**	**0**

LOB - LMU 6; BYU 7. 2B - DONNELS, T.(9); GARCIA, K.(5); NIELSEN(3). 3B - FLETCHER, D.(2). HBP - FLETCHER, D.. SH - BOEKE, T.(5). SF - NIELSEN(1). CS - LUND(4); STARR(3).

LMU	ip	h	r	er	bb	so	ab	bf	np
BUSFIELD, J.D.	5.0	5	1	1	1	2	19	20	77
HORTH, Brandon	0.1	1	2	2	1	0	2	3	12
FUENTES, Carlos	1.2	3	1	1	1	0	6	8	30
DAHLSON, Bret	1.0	1	0	0	0	1	4	4	11

BYU	ip	h	r	er	bb	so	ab	bf	np
MAHONEY, Kolton	7.2	3	2	2	3	3	25	30	110
ROGERS, Hayden	0.0	1	0	0	0	0	1	1	2
KINSER, Brandon	1.1	0	0	0	0	1	4	4	11

Win - MAHONEY (5-5). Loss - HORTH, B. (1-3). Save - KINSER (4).
WP - BUSFIELD, J.(1); MAHONEY 3(9). HBP - by MAHONEY (FLETCHER, D.). Inherited runners/scored: FUENTES, C. 2/2; ROGERS 1/0; KINSER 2/0. Pitches/strikes: BUSFIELD, J. 77/50; HORTH, B. 12/5; FUENTES, C. 30/17; DAHLSON, B. 11/8; MAHONEY 110/69; ROGERS 2/2; KINSER 11/9.

Umpires - HP: Bradley Hungerford 1B: Mike Whitty 3B: Ray Leible
Start: 1:06 pm Time: 2:45 Attendance: 1668
Weather: partly cloudy, 64 degrees
ROGERS faced 1 batter in the 8th.

2014 BOX SCORES | GAMES 41-44

GAME 41 | UCLA 3, LMU 0

Apr 22, 2014 at Los Angeles, Calif. (Jackie Robinson Std.)

LMU 0 (24-17)

Player	ab	r	h	rbi	bb	so	po	a	lob
MILLER, Austin cf	4	0	0	0	1	1	3	0	0
FLETCHER, David ss	5	0	0	0	0	0	0	2	0
CHEEK, Tommy 1b	3	0	0	0	1	0	8	0	2
DONNELS, Tanner rf	4	0	1	0	0	0	3	0	1
TREZEK, Cole lf	1	0	1	0	2	0	2	0	0
EDWARDS, David 2b	3	0	1	0	1	1	1	1	0
JACK, Jimmy dh	2	0	1	0	1	0	0	0	0
SAVAGE, Brice ph	1	0	0	0	0	1	0	0	0
BROWN, Cassidy c	3	0	0	0	0	1	5	0	1
BOEKE, Ted 3b	3	0	0	0	1	2	1	2	6
ARRIAGA, Brenton p	0	0	0	0	0	0	0	2	0
COHEN, Tyler p	0	0	0	0	0	0	1	0	0
McGRATH, Patrick p	0	0	0	0	0	0	0	1	0
HORTH, Brandon p	0	0	0	0	0	0	0	0	0
Totals	29	0	4	0	7	6	24	8	11

UCLA 3 (22-16)

Player	ab	r	h	rbi	bb	so	po	a	lob
Stephens, Brett rf	3	0	0	0	0	1	0	1	0
Moore, Ty lf	4	0	0	0	0	0	3	0	2
Zeile, Shane c	4	1	2	0	0	0	6	1	0
Williams, Kevin dh	4	1	2	1	0	0	0	0	0
Bono, Christoph cf	4	0	2	0	0	0	2	0	1
Chatterton, Trent ss	3	1	1	1	1	1	3	1	0
Gallagher, Pat 1b	4	0	1	1	0	2	8	0	4
Urabe, Brett 2b	2	0	0	0	0	0	2	3	0
Weimer, Aaron 3b	3	0	0	0	0	1	3	3	0
Dyer, Grant p	0	0	0	0	0	0	0	1	0
Ehret, Jake p	0	0	0	0	0	0	0	0	0
Schuh, Max p	0	0	0	0	0	0	0	0	0
Kern, Nick p	0	0	0	0	0	0	0	0	0
Totals	31	3	8	3	1	5	27	10	7

Score by Innings	1	2	3	4	5	6	7	8	9	R	H	E
LMU	0	0	0	0	0	0	0	0	0	**0**	**4**	**1**
UCLA	0	0	0	0	1	1	0	1	X	**3**	**8**	**0**

E - McGRATH, P.(1). LOB - LMU 11; UCLA 7. 2B - DONNELS, T.(10); JACK, J.(4); Zeile(6); Williams(3); Chatterton(5). HBP - BROWN, C.; Stephens. SH - TREZEK, C.(5); Urabe(3). SB - EDWARDS, D.(9); Zeile(4); Williams(2); Bono(5).

LMU	ip	h	r	er	bb	so	ab	bf	np
ARRIAGA, Brenton	5.1	6	2	2	0	1	21	23	63
COHEN, Tyler	0.2	0	0	0	0	1	2	2	8
McGRATH, Patrick	1.2	2	1	1	1	2	7	8	32
HORTH, Brandon	0.1	0	0	0	0	1	1	1	3

UCLA	ip	h	r	er	bb	so	ab	bf	np
Dyer, Grant	6.0	4	0	0	5	2	20	27	112
Ehret, Jake	1.0	0	0	0	1	0	3	4	18
Schuh, Max	1.0	0	0	0	1	2	3	4	18
Kern, Nick	1.0	0	0	0	0	2	3	3	17

Win - Dyer (6-3). Loss - ARRIAGA, B. (3-3). Save - Kern (2).
WP - Dyer(5). HBP - by ARRIAGA, B. (Stephens); by Dyer (BROWN, C.). Inherited runners/scored: COHEN, T. 2/1; HORTH, B. 2/0. Pitches/strikes: ARRIAGA, B. 63/42; COHEN, T. 8/6; McGRATH, P. 32/18; HORTH, B. 3/3; Dyer 112/61; Ehret 18/10; Schuh 18/10; Kern 17/10.

Umpires - HP: Anthony Norris 1B: Dwayne Finley 3B: Chuck Lyon
Start: 6:03 pm Time: 3:01 Attendance: 508
Weather: 66 degrees, clear

GAME 42 | LMU 6, SANTA CLARA 5

Apr 25, 2014 at Santa Clara, Calif. (Schott Stadium)

LMU 6 (25-17,13-6 WCC)

Player	ab	r	h	rbi	bb	so	po	a	lob
MILLER, Austin cf	4	2	2	1	1	0	5	0	0
FLETCHER, David ss	4	0	2	0	0	0	0	2	1
CHEEK, Tommy 1b	4	0	1	0	0	1	7	0	1
DONNELS, Tanner rf	4	1	2	0	0	1	3	0	2
TREZEK, Cole lf	4	1	2	0	0	0	1	0	1
EDWARDS, David 2b	3	0	0	1	1	1	3	4	0
JACK, Jimmy dh	3	1	1	1	0	0	0	0	0
GARCIA, Kevin c	3	1	0	0	0	0	5	3	0
BOEKE, Ted 3b	4	0	1	0	0	1	3	1	0
WELMON, Colin p	0	0	0	0	0	0	0	0	0
FUENTES, Carlos p	0	0	0	0	0	0	0	0	0
DAHLSON, Bret p	0	0	0	0	0	0	0	0	0
Totals	33	6	11	3	2	4	27	10	5

Santa Clara 5 (17-24,8-8 WCC)

Player	ab	r	h	rbi	bb	so	po	a	lob
HARISIS, Greg cf	5	0	0	0	0	0	3	0	0
WOODS, Kert rf	3	1	0	0	1	0	2	0	0
SUMMERVILLE, Peter ph	1	0	0	0	0	0	0	0	0
VIZCAINO, JR, Jose ss	4	2	2	0	0	0	2	5	0
BERMAN, Stevie c	4	0	0	0	0	0	4	1	0
MUNOZ, Casey lf	2	1	1	0	2	0	1	0	0
BRAFF, T.J. 1b	2	1	1	2	1	0	10	2	0
PERRY, Quinton dh	2	0	1	3	2	1	0	0	2
CZAPLAK, Kyle 2b	3	0	0	0	1	1	4	6	4
CORTOPASSI, Kyle 3b	4	0	1	0	0	1	0	0	0
ZAPATA, D.J. p	0	0	0	0	0	0	1	1	0
KARALUS, Reece p	0	0	0	0	0	0	0	0	0
Totals	30	5	6	5	7	3	27	15	6

Score by Innings	1	2	3	4	5	6	7	8	9	R	H	E
LMU	1	3	2	0	0	0	0	0	0	**6**	**11**	**1**
Santa Clara	4	0	0	0	0	0	0	1	0	**5**	**6**	**2**

E - FLETCHER, D.(9); CZAPLAK 2(10). DP - LMU 1; SCU 2. LOB - LMU 5; SCU 6. 2B - MILLER, A.(8); PERRY(5). HBP - GARCIA, K.; BRAFF. SH - FLETCHER, D.(12). SF - JACK, J.(2). SB - FLETCHER, D.. CS - CHEEK, T.(1); HARISIS(4); PERRY(1).

LMU	ip	h	r	er	bb	so	ab	bf	np
WELMON, Colin	6.0	4	4	4	4	1	20	25	110
FUENTES, Carlos	1.2	2	1	1	2	0	6	8	33
DAHLSON, Bret	1.1	0	0	0	1	2	4	5	23

Santa Clara	ip	h	r	er	bb	so	ab	bf	np
ZAPATA, D.J.	8.2	11	6	4	2	4	32	37	122
KARALUS, Reece	0.1	0	0	0	0	0	1	1	3

Win - WELMON, C. (7-2). Loss - ZAPATA (3-6). Save - DAHLSON, B. (8).
WP - FUENTES, C.(5); ZAPATA(5). HBP - by ZAPATA (GARCIA, K.); by WELMON, C. (BRAFF). Inherited runners/scored: DAHLSON, B. 2/0; KARALUS 1/0. Pitches/strikes: WELMON, C. 110/66; FUENTES, C. 33/19; DAHLSON, B. 23/13; ZAPATA 122/80; KARALUS 3/2.

Umpires - HP: Mike Jarboe 1B: Adam Dowdy 3B: Mark Evans
Start: 6:06 pm Time: 3:04 Attendance: 310
Weather: 52 Degrees, Cloudy, WNW 16 mph

GAME 43 | SANTA CLARA 10, LMU 2

Apr 26, 2014 at Santa Clara,Calif. (Schott Stadium)

LMU 2 (25-18,13-7 WCC)

Player	ab	r	h	rbi	bb	so	po	a	lob
MILLER, Austin cf	4	0	1	1	0	0	1	0	0
FLETCHER, David ss	4	0	2	1	0	0	4	2	3
CHEEK, Tommy 1b	4	0	0	0	0	0	6	2	0
DONNELS, Tanner rf	4	0	0	0	0	1	2	0	1
TREZEK, Cole lf	4	0	1	0	0	0	4	0	0
EDWARDS, David 2b	2	0	0	0	1	1	2	3	0
SAVAGE, Brice ph	1	0	0	0	0	0	0	0	0
JACK, Jimmy dh	3	0	1	0	0	2	0	0	2
HAMMOND, Trent ph	1	0	1	0	0	0	0	0	0
BROWN, Cassidy c	4	1	0	0	0	0	4	1	0
BOEKE, Ted 3b	3	1	2	0	0	0	1	1	0
KENNEDY, Kevin ph	1	0	0	0	0	0	0	0	1
McGRATH, Patrick p	0	0	0	0	0	0	0	2	0
PEABODY, Tim p	0	0	0	0	0	0	0	0	0
COHEN, Tyler p	0	0	0	0	0	0	0	1	0
SILVA, Michael p	0	0	0	0	0	0	0	0	0
GLOMB, Kevin p	0	0	0	0	0	0	0	0	0
Totals	35	2	8	2	1	4	24	12	7

Santa Clara 10 (18-24,9-8 WCC)

Player	ab	r	h	rbi	bb	so	po	a	lob
HARISIS, Greg cf	4	1	3	2	0	0	2	0	0
VIZCAINO, JR, Jose ss	5	1	1	1	0	0	3	2	3
BERMAN, Stevie c	3	4	3	2	2	0	4	1	0
MUNOZ, Casey lf	4	0	0	1	0	0	5	0	2
BRAFF, T.J. 1b	4	0	0	0	0	2	7	0	0
PERRY, Quinton dh	3	1	1	2	1	0	0	0	0
GRAF-BRENNEN, Rory pr	0	1	0	0	0	0	0	0	0
LOONEY, Zach 2b	4	0	3	1	0	0	1	3	0
CORTOPASSI, Kyle 3b	4	1	0	0	0	1	0	1	1
WOODS, Kert rf	3	1	1	0	0	0	4	0	0
HENDRON, Peter p	0	0	0	0	0	0	1	2	0
KARALUS, Reece p	0	0	0	0	0	0	0	0	0
SEEVER, Jason p	0	0	0	0	0	0	0	1	0
Totals	34	10	12	9	3	3	27	10	6

Score by Innings	1	2	3	4	5	6	7	8	9	R	H	E
LMU	0	0	0	0	2	0	0	0	0	**2**	**8**	**2**
Santa Clara	1	0	0	1	0	2	3	3	X	**10**	**12**	**1**

E - EDWARDS, D.(9); BOEKE, T.(6); VIZCAINO, JR(12). DP - LMU 1; SCU 1. LOB - LMU 7; SCU 6. 2B - FLETCHER, D.(6); TREZEK, C.(5); HAMMOND, T.(1). 3B - HARISIS(3); VIZCAINO, JR(3); LOONEY(1). HR - BERMAN 2(4); PERRY(3). HBP - HARISIS; WOODS. SF - MUNOZ(2). SB - MILLER, A.(21); BERMAN(3); GRAF-BRENNEN(2).

LMU	ip	h	r	er	bb	so	ab	bf	np
McGRATH, Patrick	5.0	6	3	3	0	2	20	21	71
PEABODY, Tim	0.2	2	1	1	0	0	4	4	20
COHEN, Tyler	1.1	2	3	1	1	1	5	7	22
SILVA, Michael	0.2	2	3	3	2	0	4	7	26
GLOMB, Kevin	0.1	0	0	0	0	0	1	1	3

Santa Clara	ip	h	r	er	bb	so	ab	bf	np
HENDRON, Peter	7.0	7	2	1	1	3	28	29	99
KARALUS, Reece	1.0	0	0	0	0	1	3	3	10
SEEVER, Jason	1.0	1	0	0	0	0	4	4	8

Win - HENDRON (5-3). Loss - McGRATH, P. (5-2). Save - None.
WP - McGRATH, P.(4); HENDRON 2(8). HBP - by McGRATH, P. (HARISIS); by SILVA, M. (WOODS). Inherited runners/scored: PEABODY, T. 1/1; COHEN, T. 1/0; GLOMB, K. 2/0. Pitches/strikes: McGRATH, P. 71/46; PEABODY, T. 20/11; COHEN, T. 22/12; SILVA, M. 26/11; GLOMB, K. 3/3; HENDRON 99/65; KARALUS 10/9; SEEVER 8/5.

Umpires - HP: Adam Dowdy 1B: Mark Evans 3B: Mike Jarboe
Start: 3:04 PM Time: 2:47 Attendance: 401
Weather: 63 Degrees Partly Cloudy
McGRATH, P. faced 1 batter in the 6th.

GAME 44 | SANTA CLARA 8, LMU 7

Apr 27, 2014 at Santa Clara, Calif. (Schott Stadium)

LMU 7 (25-19,13-8)

Player	ab	r	h	rbi	bb	so	po	a	lob
MILLER, Austin cf	5	2	2	0	0	0	4	0	0
FLETCHER, David ss	4	1	3	0	0	0	1	5	0
CHEEK, Tommy 1b	4	0	0	0	0	1	6	0	0
DONNELS, Tanner rf	5	1	3	3	0	0	3	0	1
TREZEK, Cole lf	4	1	1	0	0	1	1	0	1
EDWARDS, David 2b	2	2	2	0	1	0	3	0	0
JACK, Jimmy dh	2	0	0	0	0	0	0	0	2
COHEN, Tyler ph	1	0	0	0	0	1	0	0	0
GARCIA, Kevin c	4	0	2	4	0	1	5	2	1
BOEKE, Ted 3b	4	0	0	0	0	1	1	1	1
BUSFIELD, J.D. p	0	0	0	0	0	0	0	0	0
BUCKLE, Sean p	0	0	0	0	0	0	0	1	0
FUENTES, Carlos p	0	0	0	0	0	0	0	0	0
DAHLSON, Bret p	0	0	0	0	0	0	0	0	0
Totals	35	7	13	7	1	5	24	9	6

Santa Clara 8 (19-24,10-8)

Player	ab	r	h	rbi	bb	so	po	a	lob
HARISIS, Greg cf	5	3	3	1	0	0	1	0	1
VIZCAINO, JR, Jose ss	4	2	2	1	0	1	1	3	0
BERMAN, Stevie c	4	1	2	2	1	0	7	1	1
MUNOZ, Casey lf	4	0	3	1	0	0	2	0	0
BRAFF, T.J. 1b	3	0	0	1	0	1	8	1	3
PERRY, Quinton dh	3	1	0	0	1	1	0	0	2
LOONEY, Zach 2b	3	1	0	0	1	1	7	1	0
CORTOPASSI, Kyle 3b	3	0	1	1	0	0	0	0	0
WOODS, Kert rf	4	0	0	0	0	1	1	0	0
STEFFENS, Jacob p	0	0	0	0	0	0	0	3	0
SEEVER, Jason p	0	0	0	0	0	0	0	0	0
KARALUS, Reece p	0	0	0	0	0	0	0	1	0
Totals	33	8	11	7	3	5	27	10	7

Score by Innings	1	2	3	4	5	6	7	8	9	R	H	E
LMU	2	0	0	0	0	3	1	1	0	**7**	**13**	**2**
Santa Clara	3	0	1	0	0	0	1	3	X	**8**	**11**	**1**

E - DONNELS, T.(2); EDWARDS, D.(10); CORTOPASSI(4). DP - SCU 1. LOB - LMU 6; SCU 7. 2B - GARCIA, K.(6); HARISIS 2(11); BERMAN(8). HBP - VIZCAINO, JR. SH - FLETCHER, D.(13); CHEEK, T.(5); EDWARDS, D.(6); COHEN, T.(2). SF - BRAFF(1); CORTOPASSI(2). CS - GARCIA, K.(1); BRAFF(1); LOONEY(6).

LMU	ip	h	r	er	bb	so	ab	bf	np
BUSFIELD, J.D.	5.0	7	4	3	0	4	21	23	91
BUCKLE, Sean	1.2	2	1	1	2	1	6	8	38
FUENTES, Carlos	0.2	0	2	0	1	0	2	4	7
DAHLSON, Bret	0.2	2	1	1	0	0	4	4	19

Santa Clara	ip	h	r	er	bb	so	ab	bf	np
STEFFENS, Jacob	5.1	8	5	5	0	3	22	24	73
SEEVER, Jason	0.2	1	0	0	0	1	3	3	14
KARALUS, Reece	3.0	4	2	2	1	1	10	13	43

Win - KARALUS (5-1). Loss - DAHLSON, B. (0-1). Save - None.
WP - FUENTES, C. 2(7); SEEVER(10). HBP - by BUSFIELD, J. (VIZCAINO, JR). Inherited runners/scored: FUENTES, C. 2/0; DAHLSON, B. 1/1; SEEVER 3/3. Pitches/strikes: BUSFIELD, J. 91/63; BUCKLE, S. 38/22; FUENTES, C. 7/2; DAHLSON, B. 19/12; STEFFENS 73/46; SEEVER 14/8; KARALUS 43/30.

Umpires - HP: Mark Evans 1B: Mike Jarboe 3B: Adam Dowdy
Start: 1 p.m. Time: 3:18 Attendance: 336
Weather: 64 Degrees, Partly Cloudy

2014 BOX SCORES | GAMES 45-48

GAME 45 | LMU 7, SAN DIEGO ST. 1

Apr 29, 2014 at Los Angeles, Calif. (Page Stadium)

San Diego State 1 (31-14)

Player	ab	r	h	rbi	bb	so	po	a	lob
ALLEN, Greg cf	4	1	2	0	0	0	4	0	0
ZIER, Tim 2b	2	0	1	0	2	0	4	3	0
FRANCE, Ty 3b	3	0	0	0	0	1	2	2	0
ZAVALA, Seby lf	3	0	1	1	1	1	1	0	0
ADKISON, Tyler rf	3	0	1	0	1	0	2	0	2
HAYNAL, Brad c	4	0	1	0	0	0	3	2	3
THORNTON, Spencer dh	3	0	0	0	0	0	0	0	0
MUNO, Ryan 1b	3	0	0	0	0	0	6	0	0
POTTER, Evan ss	2	0	0	0	0	0	2	1	0
SHEEHAN, Danny ph	1	0	0	0	0	0	0	0	0
THOMPSON, Cody p	0	0	0	0	0	0	0	0	0
KENDZORA, TJ p	0	0	0	0	0	0	0	0	0
SEEBURGER, Brett p	0	0	0	0	0	0	0	0	0
PALLARES, Steven p	0	0	0	0	0	0	0	0	0
SAYLOR, CJ p	0	0	0	0	0	0	0	0	0
Totals	28	1	6	1	4	2	24	8	5

LMU 7 (26-19)

Player	ab	r	h	rbi	bb	so	po	a	lob
MILLER, Austin cf	5	0	4	3	0	0	3	0	0
FLETCHER, David ss	5	0	2	1	0	0	3	4	2
CHEEK, Tommy 1b	4	0	0	0	0	0	8	2	3
DONNELS, Tanner rf	4	0	0	0	0	1	3	0	1
COHEN, Tyler 3b/p	4	1	0	0	0	0	1	1	0
JACK, Jimmy dh	3	1	2	0	0	1	0	0	0
BOEKE, Ted 3b	1	0	0	0	0	0	1	1	0
BUCKLE, Sean p	0	0	0	0	0	0	0	0	0
FUENTES, Carlos p	0	0	0	0	0	0	0	0	0
SAVAGE, Brice 2b	3	2	1	2	0	1	4	4	0
BROWN, Cassidy c	3	2	2	1	1	0	3	0	0
BARNETT, Chris lf	2	1	1	0	0	0	0	0	1
DOZIER, Kyle ph/lf	1	0	1	0	0	0	1	0	0
ARRIAGA, Brenton p	0	0	0	0	0	0	0	3	0
Totals	35	7	13	7	1	3	27	15	7

Score by Innings	1	2	3	4	5	6	7	8	9	R	H	E
San Diego State	0	0	0	0	0	0	0	0	1	**1**	**6**	**1**
LMU	0	0	2	2	0	3	0	0	X	**7**	**13**	**1**

E - FRANCE(7); BROWN, C.(3). DP - LMU 3. LOB - SDSU 5; LMU 7. 2B - MILLER, A.(9); JACK, J.(5); BROWN, C.(3). HR - SAVAGE, B.(1). HBP - FRANCE; SAVAGE, B.. SH - BARNETT, C.(1). SB - FLETCHER, D.(12). CS - ZIER(5); MILLER, A.(2).

San Diego State	ip	h	r	er	bb	so	ab	bf	np
THOMPSON, Cody	3.2	5	4	2	1	1	14	17	46
KENDZORA, TJ	2.0	4	3	3	0	1	10	10	35
SEEBURGER, Brett	0.0	2	0	0	0	0	2	2	6
PALLARES, Steven	2.0	0	0	0	0	1	6	6	20
SAYLOR, CJ	0.1	2	0	0	0	0	3	3	15

LMU	ip	h	r	er	bb	so	ab	bf	np
ARRIAGA, Brenton	6.1	2	0	0	3	2	18	22	88
COHEN, Tyler	0.2	0	0	0	0	0	1	1	5
BUCKLE, Sean	1.0	1	0	0	0	0	3	3	9
FUENTES, Carlos	1.0	3	1	1	1	0	6	7	23

Win - ARRIAGA, B. (4-3). Loss - THOMPSON (5-3). Save - None.
WP - THOMPSON(5). HBP - by THOMPSON (SAVAGE, B.); by ARRIAGA, B. (FRANCE). Inherited runners/scored: KENDZORA 1/0; SEEBURGER 2/2; PALLARES 2/0; COHEN, T. 3/0. Pitches/strikes: THOMPSON 46/28; KENDZORA 35/22; SEEBURGER 6/4; PALLARES 20/12; SAYLOR 15/9; ARRIAGA, B. 88/53; COHEN, T. 5/3; BUCKLE, S. 9/7; FUENTES, C. 23/14.

Umpires - HP: Mike Lusky 1B: Bill Barnes 3B: Chuck Becker
Start: 6:02 PM Time: 2:41 Attendance: 247
Weather: 81 Degrees, Clear Sky
SEEBURGER faced 2 batters in the 6th.

GAME 46 | LMU 3, #17 PEPPERDINE 2

May 02, 2014 at Los Angeles, Calif. (Page Stadium)

Pepperdine 2 (31-11,14-5)

Player	ab	r	h	rbi	bb	so	po	a	lob
MOYER, Hutton 2b	4	0	1	0	0	2	0	3	0
DAVIDSON, Austin 3b	4	1	1	0	0	0	0	5	0
LANGLOIS, Bryan rf	4	0	1	0	0	0	1	0	0
BROWN, Aaron cf	3	0	0	1	0	1	4	0	0
ANDERSON, Brad 1b	4	0	1	0	0	0	10	1	1
BARNETT, Aaron c	2	0	0	0	1	0	5	0	0
CARUSO, Brandon lf	3	1	1	0	0	1	3	0	1
CARTER, Devin dh	3	0	0	0	0	1	0	0	0
JEFFERSON, Manny ss	2	0	1	1	0	0	1	0	0
MILLER, Corey p	0	0	0	0	0	0	0	2	0
Totals	29	2	6	2	1	5	24	11	3

LMU 3 (27-19,14-8)

Player	ab	r	h	rbi	bb	so	po	a	lob
MILLER, Austin cf	2	1	1	0	1	0	2	0	0
FLETCHER, David ss	4	1	2	0	0	1	1	3	1
CHEEK, Tommy 1b	4	0	0	0	0	1	9	2	0
DONNELS, Tanner rf	4	1	2	0	0	0	5	0	2
TREZEK, Cole lf	3	0	2	0	0	0	1	1	1
DOZIER, Kyle lf	0	0	0	0	0	0	1	0	0
EDWARDS, David 2b	2	0	0	0	1	0	2	2	0
JACK, Jimmy dh	4	0	0	1	0	2	0	0	1
GARCIA, Kevin c	4	0	0	0	0	1	3	3	3
BOEKE, Ted 3b	2	0	0	0	1	0	1	2	0
WELMON, Colin p	0	0	0	0	0	0	2	0	0
Totals	29	3	7	1	3	5	27	13	8

Score by Innings	1	2	3	4	5	6	7	8	9	R	H	E
Pepperdine	0	0	1	0	0	0	0	0	1	**2**	**6**	**1**
LMU	0	0	0	1	2	0	0	0	X	**3**	**7**	**0**

E - LANGLOIS(2). LOB - PEP 3; LMU 8. 2B - DAVIDSON(8); ANDERSON(9); CARUSO(4). HBP - MILLER, A.. SH - TREZEK, C.(6); EDWARDS, D.(7). SF - BROWN(2); JEFFERSON(2). SB - MILLER, A. 2(23); FLETCHER, D.(13). CS - MOYER(2).

Pepperdine	ip	h	r	er	bb	so	ab	bf	np
MILLER, Corey	8.0	7	3	1	3	5	29	35	118

LMU	ip	h	r	er	bb	so	ab	bf	np
WELMON, Colin	9.0	6	2	2	1	5	29	32	103

Win - WELMON, C. (8-2). Loss - MILLER (7-3). Save - None.
WP - MILLER 2(7). HBP - by MILLER (MILLER, A.). Inherited runners/scored: None. Pitches/strikes: MILLER 118/73; WELMON, C. 103/80.

Umpires - HP: Stephen Fritzoni 1B: Ruben Candelaria 3B: Dan Payne
Start: 6:02 PM Time: 2:20 Attendance: 497
Weather: 75 Degrees, Clear Sky

GAME 47 | LMU 3, #17 PEPPERDINE 1

May 03, 2014 at Los Angeles, Calif. (Page Stadium)

Pepperdine 1 (31-12,14-6)

Player	ab	r	h	rbi	bb	so	po	a	lob
MOYER, Hutton 2b	4	1	0	0	1	2	2	4	0
DAVIDSON, Austin 3b	5	0	2	1	0	1	2	1	2
LANGLOIS, Bryan rf	4	0	2	0	0	2	1	0	0
BROWN, Aaron cf	4	0	1	0	0	2	6	0	1
ANDERSON, Brad 1b	2	0	1	0	2	1	8	0	0
BARNETT, Aaron dh	4	0	1	0	0	0	0	0	4
HACKER, Drew pr	0	0	0	0	0	0	0	0	0
CARUSO, Brandon lf	4	0	0	0	0	2	2	0	2
YAMAGUCHI, Kolten c	4	0	0	0	0	2	3	0	1
JEFFERSON, Manny ss	4	0	1	0	0	0	0	3	0
MAURER, Matt p	0	0	0	0	0	0	0	0	0
PUCKETT, A.J. p	0	0	0	0	0	0	0	0	0
Totals	35	1	8	1	3	12	24	8	10

LMU 3 (28-19,15-8)

Player	ab	r	h	rbi	bb	so	po	a	lob
FLETCHER, David ss	4	1	1	0	0	0	0	1	0
MILLER, Austin cf	4	1	3	0	0	0	2	0	0
CHEEK, Tommy 1b	4	0	1	0	0	0	7	0	0
DONNELS, Tanner rf	3	1	1	2	1	0	0	0	2
TREZEK, Cole lf	4	0	1	1	0	0	3	0	2
COHEN, Tyler dh	4	0	1	0	0	1	0	0	1
SAVAGE, Brice 2b	4	0	0	0	0	1	3	3	0
BROWN, Cassidy c	2	0	1	0	1	0	11	2	1
BOEKE, Ted 3b	3	0	0	0	0	1	1	0	1
McGRATH, Patrick p	0	0	0	0	0	0	0	1	0
BUCKLE, Sean p	0	0	0	0	0	0	0	1	0
FUENTES, Carlos p	0	0	0	0	0	0	0	0	0
DAHLSON, Bret p	0	0	0	0	0	0	0	0	0
Totals	32	3	9	3	2	3	27	8	7

Score by Innings	1	2	3	4	5	6	7	8	9	R	H	E
Pepperdine	0	0	0	1	0	0	0	0	0	**1**	**8**	**3**
LMU	0	0	3	0	0	0	0	0	X	**3**	**9**	**1**

E - BROWN(4); ANDERSON(5); MAURER(1); BOEKE, T.(7). DP - PEP 1. LOB - PEP 10; LMU 7. 2B - DAVIDSON(9); MILLER, A.(10). 3B - TREZEK, C.(2). SB - MILLER, A.(24); DONNELS, T.(7).

Pepperdine	ip	h	r	er	bb	so	ab	bf	np
MAURER, Matt	6.0	8	3	3	2	1	25	27	100
PUCKETT, A.J.	2.0	1	0	0	0	2	7	7	32

LMU	ip	h	r	er	bb	so	ab	bf	np
McGRATH, Patrick	5.0	6	1	1	3	6	21	24	93
BUCKLE, Sean	2.0	1	0	0	0	2	7	7	26
FUENTES, Carlos	1.0	1	0	0	0	3	4	4	16
DAHLSON, Bret	1.0	0	0	0	0	1	3	3	10

Win - McGRATH, P. (6-2). Loss - MAURER (4-3). Save - DAHLSON, B. (9).
WP - BUCKLE, S.(6); FUENTES, C.(8). Inherited runners/scored: None. Pitches/strikes: MAURER 100/61; PUCKETT 32/21; McGRATH, P. 93/58; BUCKLE, S. 26/17; FUENTES, C. 16/11; DAHLSON, B. 10/8.

Umpires - HP: Ruben Candelaria 1B: Dan Payne 3B: Stephen Fritzoni
Start: 6:03 PM Time: 2:44 Attendance: 458
Weather: 73 Degrees, Partly Cloudy

GAME 48 | #17 PEPPERDINE 16, LMU 3

May 04, 2014 at Los Angeles, Calif. (Page Stadium)

Pepperdine 16 (32-12,15-6)

Player	ab	r	h	rbi	bb	so	po	a	lob
MOYER, Hutton 2b	4	2	2	1	0	0	3	3	0
FORNACI, Chris ph/2b	1	1	1	2	0	0	1	1	0
DAVIDSON, Austin 3b	6	1	3	2	0	0	1	2	0
LANGLOIS, Bryan cf	4	1	1	2	0	1	0	0	2
CARTER, Devin ph/lf	1	0	0	0	0	1	0	0	1
BROWN, Aaron p/dh	3	3	1	1	1	0	1	2	0
HACKER, Drew ph	1	0	0	0	0	1	0	0	0
ANDERSON, Brad 1b	2	3	2	2	2	0	7	2	0
RODRIGUEZ, Ben ph/1b	2	0	1	0	0	0	3	2	0
BARNETT, Aaron c	4	1	1	2	1	0	4	0	2
YAMAGUCHI, Kolten ph/c	1	0	0	0	0	0	1	0	0
CARUSO, Brandon rf	2	0	1	3	0	0	1	0	1
GOLDENETZ, Jeremy ph/cf	2	0	0	0	0	0	0	0	1
ROSS, Jack lf	3	1	1	0	1	2	0	0	2
GARELICK, Connor ph/rf	0	1	0	0	1	0	1	0	0
JEFFERSON, Manny ss	2	1	0	0	1	2	2	2	0
PERRI, Michael ph/ss	2	1	1	0	0	1	1	2	0
DUNN, Evan p	0	0	0	0	0	0	1	0	0
BALADES, Jayson p	0	0	0	0	0	0	0	0	0
Totals	40	16	15	15	7	8	27	16	9

LMU 3 (28-20,15-9)

Player	ab	r	h	rbi	bb	so	po	a	lob
FLETCHER, David ss	5	0	1	0	0	0	2	4	1
MILLER, Austin cf	3	0	1	0	1	1	2	0	0
CHEEK, Tommy 1b	4	0	2	1	0	0	9	0	0
DONNELS, Tanner rf	2	0	0	0	1	0	1	0	1
KENNEDY, Kevin ph/rf	1	0	0	0	0	0	0	0	1
TREZEK, Cole lf	3	0	1	0	0	1	2	0	0
DOZIER, Kyle lf	1	0	0	0	0	1	0	0	0
COHEN, Tyler dh/p	3	0	0	0	1	0	0	0	0
SAVAGE, Brice 2b	2	1	1	0	1	1	3	6	0
GARCIA, Kevin c	4	1	2	0	0	0	8	0	2
BOEKE, Ted 3b	4	1	1	0	0	1	0	0	2
BUSFIELD, J.D. p	0	0	0	0	0	0	0	1	0
HORTH, Brandon p	0	0	0	0	0	0	0	0	0
PEABODY, Tim p	0	0	0	0	0	0	0	0	0
GLOMB, Kevin p	0	0	0	0	0	0	0	0	0
Totals	32	3	9	1	4	5	27	11	7

Score by Innings	1	2	3	4	5	6	7	8	9	R	H	E
Pepperdine	0	9	0	1	0	2	2	2	0	**16**	**15**	**1**
LMU	0	0	0	0	0	0	0	1	2	**3**	**9**	**2**

E - DAVIDSON(6); BOEKE, T.(8); BUSFIELD, J.(1). DP - PEP 4. LOB - PEP 9; LMU 7. 2B - MOYER(20); ANDERSON(10); CARUSO(5); GARCIA, K.(7). HR - FORNACI(1); BROWN(9); ANDERSON(4). HBP - MOYER; BROWN; SAVAGE, B.. SH - CARUSO(3). SF - LANGLOIS(7); CARUSO(2). CS - MILLER, A.(3).

Pepperdine	ip	h	r	er	bb	so	ab	bf	np
BROWN, Aaron	7.0	5	0	0	4	4	22	26	100
DUNN, Evan	1.0	3	1	1	0	0	5	5	17
BALADES, Jayson	1.0	1	2	0	0	1	5	6	24

LMU	ip	h	r	er	bb	so	ab	bf	np
BUSFIELD, J.D.	1.2	6	9	9	2	0	10	14	42
HORTH, Brandon	2.1	2	1	1	2	2	9	11	41
PEABODY, Tim	2.0	1	2	2	2	3	6	10	37
GLOMB, Kevin	1.2	6	4	4	1	1	10	12	32
COHEN, Tyler	1.1	0	0	0	0	2	5	5	22

Win - BROWN (9-1). Loss - BUSFIELD, J. (0-1). Save - None.
HBP - by BUSFIELD, J. (BROWN); by PEABODY, T. (MOYER); by BALADES (SAVAGE, B.). Inherited runners/scored: HORTH, B. 3/3; COHEN, T. 1/0. Pitches/strikes: BROWN 100/60; DUNN 17/7; BALADES 24/14; BUSFIELD, J. 42/24; HORTH, B. 41/26; PEABODY, T. 37/20; GLOMB, K. 32/23; COHEN, T. 22/13.

Umpires - HP: Dan Payne 1B: Stephen Fritzoni 3B: Ruben Candelaria
Start: 1:06 PM Time: 3:00 Attendance: 312
Weather: 74 Degrees, Partly Cloudy

2014 BOX SCORES | GAMES 49-52

GAME 49 | UC RIVERSIDE 9, LMU 6

May 13, 2014 at Riverside, CA (The Plex)

LMU 6 (28-21)

Player	ab	r	h	rbi	bb	so	po	a	lob
MILLER, Austin cf	4	1	2	0	1	0	3	0	1
FLETCHER, David ss	5	2	2	0	0	1	5	2	0
DONNELS, Tanner rf	4	1	1	0	0	1	2	1	3
TREZEK, Cole lf	4	0	1	2	1	1	1	0	0
JACK, Jimmy dh	1	0	0	1	0	0	0	0	1
BARNETT, Chris ph/dh	3	0	0	0	0	2	0	0	3
EDWARDS, David 2b	2	2	1	0	2	0	2	3	0
SAVAGE, Brice ph	1	0	0	0	0	1	0	0	0
CHEEK, Tommy 1b	5	0	1	1	0	1	7	2	2
BROWN, Cassidy c	4	0	1	0	0	1	3	0	0
BOEKE, Ted 3b	3	0	2	1	1	0	1	1	0
FUENTES, Carlos p	0	0	0	0	0	0	0	0	0
ARRIAGA, Brenton p	0	0	0	0	0	0	0	1	0
PEABODY, Tim p	0	0	0	0	0	0	0	0	0
HORTH, Brandon p	0	0	0	0	0	0	0	1	0
COHEN, Tyler p	0	0	0	0	0	0	0	0	0
DAHLSON, Bret p	0	0	0	0	0	0	0	0	0
Totals	36	6	11	5	5	8	24	11	10

UC Riverside 9 (23-24)

Player	ab	r	h	rbi	bb	so	po	a	lob
Chavez, Joe 2b	2	2	0	0	1	1	1	0	0
Bolasky, Devyn cf	4	1	2	2	1	0	2	1	3
Walker, Thomas lf	5	2	3	2	0	1	4	0	0
Andriese, David rf	3	2	0	1	1	0	5	0	0
Vilter, Nick ss	3	0	1	1	0	0	0	4	0
Tellez, Francisco 1b	4	0	2	3	0	0	6	0	2
Zarate, Drake dh	2	0	0	0	1	0	0	0	2
Ellis, Matthew c	4	1	2	0	0	0	8	1	0
Hough, Cody 3b	4	1	2	0	0	1	0	0	0
Landazuri, Angel p	0	0	0	0	0	0	1	0	0
Rogina, Cody p	0	0	0	0	0	0	0	0	0
Kron, Jordan p	0	0	0	0	0	0	0	0	0
Stuart, Dylan p	0	0	0	0	0	0	0	0	0
Dunyon, Joie p	0	0	0	0	0	0	0	1	0
Sprague, Kevin p	0	0	0	0	0	0	0	0	0
Totals	31	9	12	9	4	3	27	7	7

Score by Innings	1	2	3	4	5	6	7	8	9	R	H	E
LMU	2	1	0	0	0	1	0	0	2	**6**	**11**	**2**
UC Riverside	1	0	1	6	0	1	0	0	X	**9**	**12**	**2**

E - BROWN, C.(4); ARRIAGA, B.(1); Chavez(10); Landazuri(1). DP - LMU 3. LOB - LMU 10; UCR 7. 2B - DONNELS, T.(11); Walker 2(14); Vilter(9); Tellez(12). HBP - DONNELS, T.; Chavez 2; Vilter; Zarate. SF - JACK, J.(3); Andriese(1). SB - Chavez 2(19); Bolasky(12). CS - Tellez(1).

LMU	ip	h	r	er	bb	so	ab	bf	np
FUENTES, Carlos	1.1	1	1	1	3	2	4	10	54
ARRIAGA, Brenton	2.0	5	6	6	0	0	9	11	28
PEABODY, Tim	1.0	3	1	1	1	0	6	7	29
HORTH, Brandon	1.2	2	1	1	0	0	6	6	19
COHEN, Tyler	1.0	0	0	0	0	1	3	3	12
DAHLSON, Bret	1.0	1	0	0	0	0	3	3	15

UC Riverside	ip	h	r	er	bb	so	ab	bf	np
Landazuri, Angel	2.0	3	3	0	2	0	7	10	42
Rogina, Cody	3.0	1	0	0	2	4	10	13	63
Kron, Jordan	0.1	2	1	1	1	0	3	4	14
Stuart, Dylan	0.2	1	0	0	0	0	3	3	10
Dunyon, Joie	2.0	1	0	0	0	1	7	7	30
Sprague, Kevin	1.0	3	2	2	0	3	6	6	20

Win - Rogina (1-0). Loss - ARRIAGA, B. (4-4). Save - None.
WP - PEABODY, T. 2(5); Rogina(2). HBP - by FUENTES, C. (Chavez); by FUENTES, C. (Vilter); by ARRIAGA, B. (Zarate); by ARRIAGA, B. (Chavez); by Rogina (DONNELS, T.). Inherited runners/scored: ARRIAGA, B. 3/0; PEABODY, T. 1/1; HORTH, B. 2/0; Stuart 2/0. Pitches/strikes: FUENTES, C. 54/31; ARRIAGA, B. 28/22; PEABODY, T. 29/18; HORTH, B. 19/11; COHEN, T. 12/9; DAHLSON, B. 15/10; Landazuri 42/25; Rogina 63/36; Kron 14/6; Stuart 10/6; Dunyon 30/19; Sprague 20/14.

Umpires - HP: Javier Navarro 1B: Carl Coles 3B: Frank Pflugradt
Start: 6:00 pm Time: 3:28 Attendance: 260
Weather: Southern California

GAME 50 | LMU 4, PACIFIC 0

May 16, 2014 at Stockton, Calif. (Klein Family Field)

LMU 4 (29-21,16-9 WCC)

Player	ab	r	h	rbi	bb	so	po	a	lob
MILLER, Austin cf	5	0	2	1	0	0	4	0	1
FLETCHER, David ss	4	0	2	0	0	0	2	2	2
DONNELS, Tanner rf	5	0	1	0	0	2	3	0	4
TREZEK, Cole lf	3	1	0	0	0	0	4	0	1
CHEEK, Tommy 1b	3	0	0	0	0	0	7	1	0
EDWARDS, David 2b	4	1	1	1	0	0	1	2	1
JACK, Jimmy dh	4	1	0	0	0	0	0	0	0
GARCIA, Kevin c	4	0	0	0	0	1	5	0	0
BOEKE, Ted 3b	4	1	4	1	0	0	0	1	0
WELMON, Colin p	0	0	0	0	0	0	1	2	0
Totals	36	4	10	3	0	3	27	8	9

Pacific 0 (25-25,14-11 WCC)

Player	ab	r	h	rbi	bb	so	po	a	lob
SULLIVAN, Tyler cf	3	0	0	0	0	0	1	0	1
MURPHY, Taylor rf	4	0	0	0	0	1	6	0	0
SULLIVAN, Brett ss	4	0	1	0	0	0	0	3	1
BRUSA, Gio lf	4	0	1	0	0	1	2	0	1
YAKEL, JP c	3	0	1	0	0	0	3	0	0
LOCKWOOD, Erik 1b	3	0	0	0	0	0	13	0	0
HABERMAN, John dh	2	0	0	0	0	1	0	0	0
KLEIN, Parker ph	1	0	0	0	0	0	0	0	0
WAGNER, JJ 3b	2	0	0	0	0	1	2	0	1
MEJIA, Louis ph	1	0	0	0	0	0	0	0	0
GOSANO, Jimmy 2b	3	0	2	0	0	0	0	2	0
HAGER, Mike p	0	0	0	0	0	0	0	2	0
BENSON, Michael p	0	0	0	0	0	0	0	3	0
Totals	30	0	5	0	0	4	27	10	4

Score by Innings	1	2	3	4	5	6	7	8	9	R	H	E
LMU	0	0	0	4	0	0	0	0	0	**4**	**10**	**0**
Pacific	0	0	0	0	0	0	0	0	0	**0**	**5**	**2**

E - LOCKWOOD, E(5); GOSANO, J(5). DP - LMU 1. LOB - LMU 9; Pacific 4. 2B - EDWARDS, D.(8); BOEKE, T.(4); GOSANO, J(3). 3B - BOEKE, T.(2). HBP - TREZEK, C.. SH - FLETCHER, D.(14); TREZEK, C.(7); CHEEK, T.(6); SULLIVAN, T(3). SB - MILLER, A.(25); FLETCHER, D.(14); BOEKE, T.(2).

LMU	ip	h	r	er	bb	so	ab	bf	np
WELMON, Colin	9.0	5	0	0	0	4	30	31	99

Pacific	ip	h	r	er	bb	so	ab	bf	np
HAGER, Mike	3.2	7	4	1	0	2	17	20	68
BENSON, Michael	5.1	3	0	0	0	1	19	20	63

Win - WELMON, C. (9-2). Loss - HAGER, M (4-5). Save - None.
HBP - by HAGER, M (TREZEK, C.). Inherited runners/scored: BENSON, M 2/0. Pitches/strikes: WELMON, C. 99/63; HAGER, M 68/45; BENSON, M 63/41.

Umpires - HP: Dixon Stureman 1B: Scott Letendre 3B: Dan Payne
Start: 6:02 pm Time: 2:28 Attendance: 600
Weather: 87, clear, 13 mph to left

GAME 51 | LMU 2, PACIFIC 1

May 17, 2014 at Stockton, Calif. (Klein Family Field)

LMU 2 (30-21,17-9 WCC)

Player	ab	r	h	rbi	bb	so	po	a	lob
MILLER, Austin cf	3	0	1	0	0	0	3	0	0
FLETCHER, David ss	3	0	1	0	0	0	2	1	1
DONNELS, Tanner rf	4	0	1	0	0	0	4	0	2
TREZEK, Cole lf	4	1	2	0	0	2	0	0	1
CHEEK, Tommy 1b	3	0	0	0	0	1	9	0	0
EDWARDS, David 2b	4	0	1	1	0	1	0	2	0
JACK, Jimmy dh	3	1	2	1	0	0	0	0	0
SAVAGE, Brice ph	1	0	0	0	0	0	0	0	0
BROWN, Cassidy c	4	0	1	0	0	0	6	1	0
BOEKE, Ted 3b	3	0	1	0	0	0	3	2	1
McGRATH, Patrick p	0	0	0	0	0	0	0	2	0
BUCKLE, Sean p	0	0	0	0	0	0	0	0	0
DAHLSON, Bret p	0	0	0	0	0	0	0	0	0
Totals	32	2	10	2	0	4	27	8	6

Pacific 1 (25-26,14-12 WCC)

Player	ab	r	h	rbi	bb	so	po	a	lob
SULLIVAN, Tyler cf	3	0	0	0	0	0	2	0	1
MURPHY, Taylor rf	3	0	2	1	1	0	1	0	0
SULLIVAN, Brett ss	4	0	0	0	0	1	2	2	1
BRUSA, Gio lf	4	0	0	0	0	3	4	0	1
YAKEL, JP c	4	0	0	0	0	1	7	3	1
LOCKWOOD, Erik 1b	3	0	0	0	0	0	6	1	0
KLEIN, Parker dh	3	0	1	0	0	1	0	0	0
BORAS, Jimmy pr	0	0	0	0	0	0	0	0	0
WAGNER, JJ 3b	2	0	1	0	0	0	3	1	0
GOSANO, Jimmy 2b	3	1	0	0	0	0	2	3	0
JENKINS, Jake p	0	0	0	0	0	0	0	3	0
CRAWFORD, Kyle p	0	0	0	0	0	0	0	0	0
JAEGER, John p	0	0	0	0	0	0	0	0	0
Totals	29	1	4	1	1	6	27	13	4

Score by Innings	1	2	3	4	5	6	7	8	9	R	H	E
LMU	0	0	0	0	1	0	0	0	1	**2**	**10**	**0**
Pacific	0	0	0	0	0	1	0	0	0	**1**	**4**	**1**

E - SULLIVAN, B(15). LOB - LMU 6; Pacific 4. 2B - TREZEK, C.(6). HR - JACK, J.(4). HBP - MILLER, A.. SH - FLETCHER, D.(15); CHEEK, T.(7); SULLIVAN, T(4); WAGNER, JJ(6). SB - EDWARDS, D.(10). CS - DONNELS, T.(8).

LMU	ip	h	r	er	bb	so	ab	bf	np
McGRATH, Patrick	5.2	3	1	1	0	4	19	20	71
BUCKLE, Sean	2.1	1	0	0	0	1	7	8	22
DAHLSON, Bret	1.0	0	0	0	1	1	3	4	16

Pacific	ip	h	r	er	bb	so	ab	bf	np
JENKINS, Jake	8.1	9	2	2	0	4	30	33	106
CRAWFORD, Kyle	0.1	0	0	0	0	0	1	1	5
JAEGER, John	0.1	1	0	0	0	0	1	1	5

Win - BUCKLE, S. (2-4). Loss - JENKINS, J (6-3). Save - DAHLSON, B. (10).
WP - JENKINS, J(7). HBP - by JENKINS, J (MILLER, A.). Inherited runners/scored: BUCKLE, S. 1/0; CRAWFORD, K 1/0; JAEGER, J 1/0. Pitches/strikes: McGRATH, P. 71/45; BUCKLE, S. 22/13; DAHLSON, B. 16/8; JENKINS, J 106/66; CRAWFORD, K 5/3; JAEGER, J 5/4.

Umpires - HP: Scott Letendre 1B: Dan Payne 3B: Dixon Stureman
Start: 2:05 pm Time: 2:33 Attendance: 655
Weather: 82, prt cloudy, 12 mph to left

GAME 52 | PACIFIC 6, LMU 2

May 18, 2014 at Stockton, Calif. (Klein Family Field)

LMU 2 (30-22,17-10 WCC)

Player	ab	r	h	rbi	bb	so	po	a	lob
MILLER, Austin cf	4	1	1	0	0	1	2	0	0
FLETCHER, David ss	4	0	1	0	1	0	3	5	0
DONNELS, Tanner rf	5	1	2	1	0	1	0	0	1
TREZEK, Cole lf	4	0	1	0	0	1	4	0	1
CHEEK, Tommy 1b	4	0	0	1	0	1	11	0	1
EDWARDS, David 2b	4	0	0	0	0	2	0	2	0
JACK, Jimmy dh	3	0	1	0	0	1	0	0	0
SAVAGE, Brice ph	0	0	0	0	0	0	0	0	0
GARCIA, Kevin c	4	0	2	0	0	0	4	3	3
BOEKE, Ted 3b	4	0	2	0	0	0	0	1	3
BUSFIELD, J.D. p	0	0	0	0	0	0	0	0	0
HORTH, Brandon p	0	0	0	0	0	0	0	0	0
FUENTES, Carlos p	0	0	0	0	0	0	0	0	0
COHEN, Tyler p	0	0	0	0	0	0	0	0	0
Totals	36	2	10	2	1	7	24	11	10

Pacific 6 (26-26,15-12 WCC)

Player	ab	r	h	rbi	bb	so	po	a	lob
SULLIVAN, Tyler cf	5	0	1	0	0	1	4	0	0
MURPHY, Taylor rf	5	1	3	4	0	1	3	0	1
SULLIVAN, Brett ss	4	1	2	0	0	0	2	1	2
BRUSA, Gio lf	4	0	1	1	0	1	2	0	1
YAKEL, JP c	3	0	0	0	0	1	1	7	1
LOCKWOOD, Erik 1b	3	1	2	0	0	0	8	0	0
HABERMAN, John dh	4	1	2	0	0	0	0	0	2
WAGNER, JJ 3b	3	1	0	1	0	0	1	1	0
GOMEZ, Curtis 2b	3	1	1	0	1	1	0	2	1
GOSANO, Jimmy 2b	0	0	0	0	0	0	0	1	0
LYDON, Will p	0	0	0	0	0	0	0	2	0
CRAWFORD, Kyle p	0	0	0	0	0	0	0	0	0
AROBIO, Vince p	0	0	0	0	0	0	0	1	0
JAEGER, John p	0	0	0	0	0	0	0	0	0
Totals	34	6	12	6	2	5	27	9	8

Score by Innings	1	2	3	4	5	6	7	8	9	R	H	E
LMU	0	0	0	0	0	0	0	2	0	**2**	**10**	**0**
Pacific	0	1	0	0	3	2	0	0	X	**6**	**12**	**1**

E - SULLIVAN, B(16). DP - LMU 1. LOB - LMU 10; Pacific 8. 2B - DONNELS, T.(12); GARCIA, K.(8); MURPHY, T(9); SULLIVAN, B 2(15); BRUSA, G(17); HABERMAN, J(3); GOMEZ, C(1). HR - MURPHY, T(5). HBP - MILLER, A.; SAVAGE, B.; LOCKWOOD, E; WAGNER, JJ. SB - FLETCHER, D.(15). CS - MILLER, A.(4); YAKEL, J(3).

LMU	ip	h	r	er	bb	so	ab	bf	np
BUSFIELD, J.D.	4.2	8	4	4	0	3	21	21	72
HORTH, Brandon	0.2	2	2	2	0	0	4	5	13
FUENTES, Carlos	0.1	0	0	0	1	1	1	2	14
COHEN, Tyler	2.1	2	0	0	1	1	8	10	34

Pacific	ip	h	r	er	bb	so	ab	bf	np
LYDON, Will	7.1	8	2	2	0	6	29	30	96
CRAWFORD, Kyle	0.1	1	0	0	0	1	3	3	12
AROBIO, Vince	0.1	0	0	0	0	0	1	2	8
JAEGER, John	1.0	1	0	0	1	0	3	4	14

Win - LYDON, W (3-4). Loss - BUSFIELD, J. (0-2). Save - None.
WP - CRAWFORD, K(3). HBP - by LYDON, W (MILLER, A.); by HORTH, B. (WAGNER, JJ); by COHEN, T. (LOCKWOOD, E); by AROBIO, V (SAVAGE, B.). PB - GARCIA, K.(4); YAKEL, J 2(11). Inherited runners/scored: HORTH, B. 1/1; FUENTES, C. 2/0; COHEN, T. 3/2; CRAWFORD, K 1/1; AROBIO, V 2/0. Pitches/strikes: BUSFIELD, J. 72/51; HORTH, B. 13/8; FUENTES, C. 14/8; COHEN, T. 34/19; LYDON, W 96/69; CRAWFORD, K 12/9; AROBIO, V 8/4; JAEGER, J 14/8.

Umpires - HP: Dan Payne 1B: Dixon Stureman 3B: Scott Letendre
Start: 1:06 pm Time: 3:50 Attendance: 605
Weather: 75, sunny, 14 MPH to left

2014 BOX SCORES | GAMES 53-56

GAME 53 | LMU 5, GONZAGA 1

May 22, 2014 at Stockton, Calif. (Banner Island)

Gonzaga 1 (25-28)

Player	ab	r	h	rbi	bb	so	po	a	lob
GUNSOLUS, Mitch ss	4	0	0	0	0	0	0	0	0
WOOD, Caleb 2b	4	0	1	1	0	0	2	1	1
LAMB, Payden rf	4	0	0	0	0	0	3	0	3
SINATRO, Jimmy dh	4	0	0	0	0	2	0	0	0
BROWN, Sam cf	4	0	2	0	0	0	3	0	0
LeBRUN, Cory 1b	3	0	0	0	1	0	5	1	0
REITEN, Cabe 3b	3	0	0	0	0	1	0	2	3
BOHLING, Jeffrey ph	1	0	0	0	0	0	0	0	0
MINTEER, Nicholas lf	4	1	2	0	0	1	1	0	0
HARRIS, Joey c	2	0	1	0	1	0	8	1	1
BAILEY, Brandon p	0	0	0	0	0	0	2	0	0
Totals	33	1	6	1	2	4	24	5	8

LMU 5 (31-22)

Player	ab	r	h	rbi	bb	so	po	a	lob
MILLER, Austin cf	3	0	0	0	1	2	1	0	0
EDWARDS, David 2b	3	0	1	0	0	0	2	4	0
FLETCHER, David ss	3	1	1	0	1	0	0	6	0
DONNELS, Tanner rf	3	2	1	1	1	2	4	0	1
TREZEK, Cole lf	4	1	1	0	0	0	3	0	2
JACK, Jimmy dh	4	1	3	3	0	0	0	0	0
CHEEK, Tommy 1b	4	0	1	0	0	1	11	0	0
GARCIA, Kevin c	4	0	1	1	0	2	4	0	2
BOEKE, Ted 3b	3	0	0	0	0	1	2	1	1
WELMON, Colin p	0	0	0	0	0	0	0	2	0
Totals	31	5	9	5	3	8	27	13	6

Score by Innings	1	2	3	4	5	6	7	8	9	R	H	E
Gonzaga	0	0	1	0	0	0	0	0	0	**1**	**6**	**0**
LMU	0	0	0	2	0	3	0	0	X	**5**	**9**	**1**

E - BOEKE, T.(9). DP - Gonzaga 1. LOB - Gonzaga 8; LMU 6. 2B - MINTEER(2); EDWARDS, D.(9); DONNELS, T.(13); JACK, J.(6); CHEEK, T.(10). SH - HARRIS(8); EDWARDS, D.(8). CS - GARCIA, K.(2).

Gonzaga	ip	h	r	er	bb	so	ab	bf	np
BAILEY, Brandon	8.0	9	5	5	3	8	31	35	113

LMU	ip	h	r	er	bb	so	ab	bf	np
WELMON, Colin	9.0	6	1	0	2	4	33	36	123

Win - WELMON, C. (10-2). Loss - BAILEY (6-7). Save - None.
WP - BAILEY(10). Inherited runners/scored: None. Pitches/strikes: BAILEY 113/73; WELMON, C. 123/86.

Umpires - HP: Ruben Candelaria 1B: Timothy Vessey 2B: Billy Haze 3B: Dale Luker
Start: 7:07 pm Time: 2:29 Attendance: 842
Weather: 80, clear, 13 mph to LC

GAME 54 | #29 PEPPERDINE 4, LMU 1

May 23, 2014 at Stockton, Calif. (Banner Island)

LMU 1 (31-23)

Player	ab	r	h	rbi	bb	so	po	a	lob
MILLER, Austin cf	2	0	1	0	0	1	3	0	0
COHEN, Tyler dh/p	3	0	0	0	0	2	0	0	3
FLETCHER, David ss	4	0	2	0	0	1	1	1	0
DONNELS, Tanner rf	2	0	0	0	1	1	2	0	1
TREZEK, Cole lf	4	0	0	0	0	0	2	0	0
SAVAGE, Brice 2b	3	1	1	0	0	1	0	1	2
CHEEK, Tommy 1b	1	0	0	1	1	0	6	0	1
JACK, Jimmy ph	1	0	0	0	0	0	0	0	0
BROWN, Cassidy c	2	0	0	0	0	1	8	0	0
EDWARDS, David ph	1	0	0	0	0	0	0	0	0
BOEKE, Ted 3b	2	0	1	0	0	0	2	3	0
McGRATH, Patrick p	0	0	0	0	0	0	0	2	0
BUCKLE, Sean p	0	0	0	0	0	0	0	0	0
Totals	25	1	5	1	2	7	24	7	8

Pepperdine 4 (38-16)

Player	ab	r	h	rbi	bb	so	po	a	lob
CARUSO, Brandon rf/lf	5	0	1	0	0	1	3	0	3
DAVIDSON, Austin 3b	3	0	0	0	1	0	0	1	0
LANGLOIS, Bryan cf/rf	5	0	0	0	0	2	3	0	5
BROWN, Aaron p/cf	4	1	1	0	0	2	1	2	1
ANDERSON, Brad 1b	3	2	1	2	1	0	8	0	0
BARNETT, Aaron c	4	1	4	0	0	0	7	2	0
MOYER, Hutton 2b	3	0	1	0	0	1	4	1	1
ROSS, Jack lf	2	0	1	0	0	1	0	0	0
FORNACI, Chris ph	0	0	0	0	0	0	0	0	0
CARTER, Devin lf/dh	0	0	0	0	1	0	0	0	0
JEFFERSON, Manny ss	4	0	1	1	0	1	1	6	1
KARCH, Eric p	0	0	0	0	0	0	0	0	0
Totals	33	4	10	3	3	8	27	12	11

Score by Innings	1	2	3	4	5	6	7	8	9	R	H	E
LMU	0	1	0	0	0	0	0	0	0	**1**	**5**	**1**
Pepperdine	0	0	0	2	0	0	0	2	X	**4**	**10**	**1**

E - BOEKE, T.(10); BROWN(6). DP - Pepperdine 1. LOB - LMU 8; Pepperdine 11. 2B - CARUSO(7). 3B - SAVAGE, B.(2). HR - ANDERSON(5). HBP - MILLER, A.; DONNELS, T.; SAVAGE, B.; BOEKE, T.; FORNACI. SH - MILLER, A.(10); COHEN, T.(3); BROWN, C.(1); BOEKE, T.(6); DAVIDSON(2); MOYER(3). SF - CHEEK, T.(11). SB - DONNELS, T.(8). CS - DONNELS, T.(9).

LMU	ip	h	r	er	bb	so	ab	bf	np
McGRATH, Patrick	5.1	9	2	2	0	5	24	25	80
BUCKLE, Sean	2.0	1	2	1	2	1	6	10	37
COHEN, Tyler	0.2	0	0	0	1	2	3	4	22

Pepperdine	ip	h	r	er	bb	so	ab	bf	np
BROWN, Aaron	8.0	5	1	1	2	7	22	33	123
KARCH, Eric	1.0	0	0	0	0	0	3	3	10

Win - BROWN (11-1). Loss - McGRATH, P. (6-3). Save - KARCH (13).
WP - BROWN(6). HBP - by BROWN (BOEKE, T.); by BROWN (SAVAGE, B.); by BUCKLE, S. (FORNACI); by BROWN (MILLER, A.); by BROWN (DONNELS, T.). Inherited runners/scored: BUCKLE, S. 2/0; COHEN, T. 3/2. Pitches/strikes: McGRATH, P. 80/62; BUCKLE, S. 37/21; COHEN, T. 22/12; BROWN 123/72; KARCH 10/6.

Umpires - HP: Timothy Vessey 1B: Jeff Henrichs 2B: Ruben Candelaria 3B: Stephen Fritzoni
Start: 4:31 pm Time: 3:03 Attendance: 912
Weather: 87, sunny, 15MPH to center

GAME 55 | LMU 7, GONZAGA 4

May 23, 2014 at Stockton, Calif. (Banner Island)

LMU 7 (32-23)

Player	ab	r	h	rbi	bb	so	po	a	lob
MILLER, Austin cf	1	2	0	0	4	0	6	0	0
EDWARDS, David 2b	3	1	1	1	2	0	0	4	5
FLETCHER, David ss	3	0	1	1	1	0	2	2	0
DONNELS, Tanner rf	4	1	2	1	0	0	3	1	0
TREZEK, Cole lf	5	1	2	1	0	0	1	0	3
JACK, Jimmy dh	5	0	0	0	0	1	0	0	1
CHEEK, Tommy 1b	3	2	2	0	0	1	8	0	1
GARCIA, Kevin c	4	0	1	0	0	1	7	1	0
BOEKE, Ted 3b	5	0	0	0	0	1	0	1	1
BUSFIELD, J.D. p	0	0	0	0	0	0	0	0	0
FUENTES, Carlos p	0	0	0	0	0	0	0	0	0
DAHLSON, Bret p	0	0	0	0	0	0	0	0	0
Totals	33	7	9	4	7	4	27	9	11

Gonzaga 4 (26-29)

Player	ab	r	h	rbi	bb	so	po	a	lob
GUNSOLUS, Mitch ss	4	0	0	1	0	2	2	3	0
WOOD, Caleb 2b	5	0	1	1	0	0	4	3	0
LAMB, Payden rf	4	0	1	1	0	0	2	0	1
SINATRO, Jimmy c	3	0	1	0	1	1	4	2	1
BROWN, Sam cf	4	0	1	0	0	1	4	0	0
LeBRUN, Cory 1b	3	0	0	0	0	1	10	1	1
REITEN, Cabe 3b	3	0	1	0	0	1	0	1	0
BOHLING, Jeffrey 3b	1	1	1	0	0	0	0	0	0
MINTEER, Nicholas dh	4	2	2	1	0	0	0	0	4
SLAVIN, Brock lf	3	1	0	0	1	1	1	0	0
JONES, Taylor p	0	0	0	0	0	0	0	0	0
SMITH, Kenny p	0	0	0	0	0	0	0	1	0
BIGELOW, David p	0	0	0	0	0	0	0	0	0
BROWN, Ben p	0	0	0	0	0	0	0	0	0
BRIJA, Sean-Luke p	0	0	0	0	0	0	0	0	0
Totals	34	4	8	4	2	7	27	11	7

Score by Innings	1	2	3	4	5	6	7	8	9	R	H	E
LMU	3	0	0	2	0	0	0	2	0	**7**	**9**	**1**
Gonzaga	0	0	1	0	1	0	0	0	2	**4**	**8**	**3**

E - FLETCHER, D.(10); GUNSOLUS(17); WOOD 2(10). DP - Gonzaga 1. LOB - LMU 11; Gonzaga 7. 2B - DONNELS, T.(14); MINTEER(3). HBP - DONNELS, T.; CHEEK, T.; LeBRUN. SH - CHEEK, T.(8); GARCIA, K.(5). SF - FLETCHER, D.(6); GUNSOLUS(4). SB - EDWARDS, D. 2(12); FLETCHER, D.(16); WOOD(9); MINTEER(2); SLAVIN(3). CS - EDWARDS, D.(2).

LMU	ip	h	r	er	bb	so	ab	bf	np
BUSFIELD, J.D.	5.1	5	2	2	2	4	21	24	76
FUENTES, Carlos	2.2	1	0	0	0	3	9	9	36
DAHLSON, Bret	1.0	2	2	2	0	0	4	5	17

Gonzaga	ip	h	r	er	bb	so	ab	bf	np
JONES, Taylor	0.1	1	3	3	2	0	1	4	19
SMITH, Kenny	7.1	8	4	2	4	4	28	34	127
BIGELOW, David	0.0	0	0	0	1	0	0	1	6
BROWN, Ben	0.2	0	0	0	0	0	2	3	13
BRIJA, Sean-Luke	0.2	0	0	0	0	0	2	3	13

Win - BUSFIELD, J. (1-2). Loss - JONES (4-3). Save - None.
WP - JONES(9); BIGELOW(5). HBP - by BUSFIELD, J. (LeBRUN); by B. BROWN (DONNELS, T.); by BRIJA (CHEEK, T.). PB - SINATRO(6). Inherited runners/scored: FUENTES, C. 2/0; SMITH 1/1; BIGELOW 2/1; B. BROWN 2/0. Pitches/strikes: BUSFIELD, J. 76/52; FUENTES, C. 36/26; DAHLSON, B. 17/11; JONES 19/6; SMITH 127/78; BIGELOW 6/2; B. BROWN 13/7; BRIJA 13/7.

Umpires - HP: Billy Haze 1B: Timothy Vessey 2B: Dale Luker 3B: Ruben Candelaria
Start: 8:12 pm Time: 3:13 Attendance: 912
Weather: 82, clear, 15MPH to LC

GAME 56 | #29 PEPPERDINE 6, LMU 1

May 24, 2014 at Stockton, Calif. (Banner Island)

Pepperdine 6 (39-16)

Player	ab	r	h	rbi	bb	so	po	a	lob
CARUSO, Brandon lf	5	1	1	1	0	1	2	0	0
DAVIDSON, Austin 3b	5	0	0	0	0	1	0	3	1
LANGLOIS, Bryan rf	2	1	1	2	2	0	2	0	0
BROWN, Aaron cf	4	1	1	1	0	0	3	0	1
ANDERSON, Brad 1b	3	0	1	0	1	0	14	0	0
BARNETT, Aaron c	4	0	0	0	0	0	3	2	2
MOYER, Hutton 2b	3	1	1	1	0	0	0	2	0
FORNACI, Chris dh	4	1	1	0	0	0	0	0	1
JEFFERSON, Manny ss	4	1	2	1	0	0	3	6	0
McCLELLAND, Jackson p	0	0	0	0	0	0	0	1	0
PUCKETT, A.J. p	0	0	0	0	0	0	0	0	0
KARCH, Eric p	0	0	0	0	0	0	0	0	0
Totals	34	6	8	6	3	2	27	14	5

LMU 1 (32-24)

Player	ab	r	h	rbi	bb	so	po	a	lob
MILLER, Austin cf	4	0	2	0	1	0	6	0	0
EDWARDS, David 2b	4	0	0	0	0	0	1	3	3
FLETCHER, David ss	3	1	1	0	1	0	2	5	0
DONNELS, Tanner rf	3	0	2	1	1	0	3	0	0
TREZEK, Cole lf	3	0	0	0	0	1	1	0	2
JACK, Jimmy dh	3	0	1	0	1	1	0	0	0
CHEEK, Tommy 1b	4	0	0	0	0	1	10	0	4
GARCIA, Kevin c	4	0	1	0	0	1	3	0	0
BOEKE, Ted 3b	4	0	1	0	0	0	0	2	1
ARRIAGA, Brenton p	0	0	0	0	0	0	0	1	0
BUCKLE, Sean p	0	0	0	0	0	0	1	0	0
DAHLSON, Bret p	0	0	0	0	0	0	0	0	0
FUENTES, Carlos p	0	0	0	0	0	0	0	0	0
COHEN, Tyler p	0	0	0	0	0	0	0	0	0
Totals	32	1	8	1	4	4	27	11	10

Score by Innings	1	2	3	4	5	6	7	8	9	R	H	E
Pepperdine	0	0	0	0	0	3	1	2	0	**6**	**8**	**0**
LMU	0	0	0	0	0	1	0	0	0	**1**	**8**	**0**

DP - Pepperdine 1. LOB - Pepperdine 5; LMU 10. 2B - LANGLOIS(9); MOYER(23); FORNACI(3); JEFFERSON(10); GARCIA, K.(9). SH - EDWARDS, D.(9); TREZEK, C.(8). SF - MOYER(4). SB - FLETCHER, D.(17).

Pepperdine	ip	h	r	er	bb	so	ab	bf	np
McCLELLAND, Jackson	6.0	7	1	1	1	2	22	25	84
PUCKETT, A.J.	2.0	0	0	0	3	2	6	9	42
KARCH, Eric	1.0	1	0	0	0	0	4	4	12

LMU	ip	h	r	er	bb	so	ab	bf	np
ARRIAGA, Brenton	5.0	3	3	3	1	0	18	19	72
BUCKLE, Sean	1.0	1	0	0	1	1	4	5	15
DAHLSON, Bret	1.0	3	3	3	1	0	6	7	24
FUENTES, Carlos	1.0	1	0	0	0	0	3	4	13
COHEN, Tyler	1.0	0	0	0	0	1	3	3	6

Win - McCLELLAND (8-3). Loss - ARRIAGA, B. (4-5). Save - None.
WP - McCLELLAND 2(5); DAHLSON, B. 2(2). BK - McCLELLAND(1). Inherited runners/scored: BUCKLE, S. 2/2; FUENTES, C. 1/1. Pitches/strikes: McCLELLAND 84/49; PUCKETT 42/22; KARCH 12/7; ARRIAGA, B. 72/41; BUCKLE, S. 15/7; DAHLSON, B. 24/14; FUENTES, C. 13/10; COHEN, T. 6/5.

Umpires - HP: Jeff Henrichs 1B: Billy Haze 2B: Timothy Vessey 3B: Dale Luker
Start: 7:04 pm Time: 3:09 Attendance: 1638
Weather: 87, clear, 15MPH to LC
Game notes:
PEP wins 2014 WCC Championship Tour. - MOP, PEP-Brown
All-Tourn: PEP-Brown, PEP-Anderson, PEP-Karch, PEP-Jefferson
LMU-Donnels, LMU-Fletcher, LMU-Welmon, GON-Lamb, GON-Smith, SCU-Perry
ARRIAGA, B. faced 3 batters in the 6th.
DAHLSON, B. faced 2 batters in the 8th.

2015 LMU BASEBALL

BASEBALL HISTORY

POSTSEASON PLAY

1973
District 8 Playoffs
WCAC Champions

1986
College World Series
WCAC Champions

1988
NCAA Regionals

1989
NCAA Regionals

1973

NCAA District 8 Playoffs at Los Angeles, Calif.

May 26	USC	L	9-8
May 27	USC	L	2-1

1986

NCAA West Regional at Los Angeles, Calif.

May 22	UC Santa Barbara	L	11-5
May 23	UCLA	W	12-10
May 24	UC Santa Barbara	W	14-6
May 24	Hawai'i	W	10-6
May 25	Hawai'i	W	12-5

College World Series at Omaha, Neb.

May 30	Louisiana State	W	4-3
June 2	Arizona	L	7-5
June 4	Oklahoma State	L	11-5

1988

NCAA Midwest Regional at Stillwater, Okla.

May 27	Arkansas	W	8-3
May 28	Wichita State	L	10-6
May 28	McNeese State	W	12-4
May 29	Oklahoma State	L	8-6

1989

NCAA West I Regional at Tucson, Ariz.

May 26	Oklahoma	L	5-2
May 27	Eastern Kentucky	W	9-3
May 28	Oklahoma	W	6-5
May 28	Arizona	L	13-4

1990

NCAA West II Regional at Tempe, Ariz.

May 25	Washington State	L	13-2
May 26	Arizona State	L	11-9

1998

NCAA West Regional at Palo Alto, Calif.

May 21	Stanford	W	6-2
May 22	Long Beach State	L	19-9
May 23	Alabama	L	13-5

1999

NCAA West Regional at Palo Alto, Calif.

May 28	Stanford	L	10-2
May 29	Nevada	L	4-3

2000

NCAA West Regional at Fullerton, Calif.

May 26	Cal State Fullerton	W	6-4
May 27	Southern California	L	13-5
May 27	Cal State Fullerton	L	5-2



1990
NCAA Regionals
WCC Champions

1998
NCAA Regionals
WCC Champions

1999
NCAA Regionals
WCC Champions

2000
NCAA Regionals
WCC Champions





THE 1986 COLLEGE WORLD SERIES

The 1986 LMU baseball team not only put together the best season in LMU baseball program history, it was also one of the best overall seasons of all time for LMU Athletics. Following a 1985 season in which the Lions did not have a winning record at 27-28, the program performed one of the best turnarounds in LMU history. That team finished the season with a program-best 50 wins, and wrapped-up the season at 50-15, a 23-game improvement from the previous year.

The season started with the Lions winning their first eight games, and 12 of their first 13. As the season progressed, LMU produced a 13-game winning streak from March 21 through April 11, and won 20 of 21 games in the middle of the season. With the winning streak came the nation's top ranking in the ESPN/Collegiate Baseball National Poll. The Lions never looked back, finishing tied with Pepperdine for first place in the West Coast Athletic Conference at 19-5, forcing a one-game playoff to determine the conference's automatic bid to the NCAA Regional. Played at Jackie Robinson Stadium on the campus of UCLA, the Lions defeated the Waves 14-9 to earn the bid to the NCAA West Regional.

LMU was placed with UCLA, UC Santa Barbara and the University of Hawai'i in Los Angeles at UCLA. It looked as though it might be two-and-out for the Lions, as they dropped their first game to UC Santa Barbara, 11-5, to move down to the elimination bracket. However, LMU would reel off its next four games, fighting through four separate elimination games to earn a bid to the school's first appearance in the College World Series.

In game two of the Regional, the Lions defeated UCLA 12-10, eliminating the Bruins and earning a rematch with UC Santa Barbara. LMU advanced past the Gauchos with a 14-6 win, and would then have to beat the University of Hawai'i twice to compete in Omaha. After 10-6 and 12-5 victories, the Lions earned a trip to the 1986 College World Series.

On May 30, the Lions opened their first World Series trip with a 4-3 win over perennial powerhouse LSU, earning a two-day rest and a spot in the winner's bracket. The Lions played the University of Arizona on June 2 and lost a heartbreaker, 7-5, to drop to the elimination bracket and face Oklahoma State. The Cowboys were too much for the Lions, as they went on to an 11-5 win, ending what has proved to be the best season LMU has ever had on the diamond.



ESPN/COLLEGIATE BASEBALL POLL
April 22, 1986
1. LMU
2. Florida State
3. Louisiana State
4. Miami
5. Texas
6. Oral Roberts
7. Southern Florida
8. UCLA
9. Texas A&M
10. Michigan

LMU'S FINAL NATIONAL RANKINGS

1986
6th, Baseball America
6th, Collegiate Baseball

1988
13th, Baseball America
18th, Collegiate Baseball

1989
16th, Baseball America
18th, Collegiate Baseball

1990
22nd, Baseball America
25th, Collegiate Baseball

2000
16th, Baseball America
24th, Collegiate Baseball
25th, ESPN Coaches

LIONS IN THE MLB DRAFT

Kevin Garcia was selected by the Toronto Blue Jays in the 30th round of the 2014 MLB Draft.

Billy Traber was drafted in the first round (16th overall) of the 2000 MLB Draft by the Mets.

Terrell Lowery was the first of seven players taken in the 1991 Draft, nabbed in the second round.

2014

Rd.	Player	MLB Club
3*	Trevor Megill	St. Louis
30	Kevin Garcia	Toronto
34*	Colin Welmon	Pittsburgh

2013

Rd.	Player	MLB Club
10	Aaron Griffin	Tampa Bay
15	Colton Plaia	New York (N)

2012

Rd.	Player	MLB Club
33*	Colton Plaia	Baltimore

2011

Rd.	Player	MLB Club
8	Jason Wheeler	Minnesota
11	Alex Gillingham	Colorado
12	Matt Koch	Minnesota
32*	Ryan Hawthorne	Seattle

2010

Rd.	Player	MLB Club
22*	Matt Koch	Tampa Bay
27*	Martin Viramontes	New York (A)
34	Xavier Esquivel	San Diego

2009

Rd.	Player	MLB Club
4	Angelo Songco	Los Angeles (N)
5	Ryan Wheeler	Arizona
34	Kyle Spraker	Tampa Bay
49*	Xavier Esquivel	New York (A)
FA	Lee Roberts	Kansas City

2008

Rd.	Player	MLB Club
28	Mike Kenney	Los Angeles (A)

2007

Rd.	Player	MLB Club
4	Eric Farris	Milwaukee
5	Brad Meyers	Washington
24	DeAndre Miller	Los Angeles (A)

2006

Rd.	Player	MLB Club
19	Chris Pettit	Los Angeles (A)
42	Kyle Mura	St. Louis

2005

Rd.	Player	MLB Club
5	Stephen Kahn	Seattle
6	Jeff Stevens	Cincinnati
9	James Cooper	New York (A)
25	Joe Frazee	Philadelphia
FA	Kyle Huddy	Cincinnati

2004

Rd.	Player	MLB Club
30	Kevin Jenson	San Francisco
37	Billy Lockin	Arizona
FA	Brady Koch	Houston
FA	Will Quaglieri	New York (N)

2003

Rd.	Player	MLB Club
5	Josh Muecke	Houston
6	Josh Whitesell	Montreal
9	Vincent Cordova	New York (N)
24	Ryan Yurek	Houston

2001

Rd.	Player	MLB Club
5	C.J. Wilson	Texas
FA	James Clelland	Montreal

2000

Rd.	Player	MLB Club
1	Billy Traber	New York (N)
2	Michael Schultz	Arizona
3	Scott Walter	Kansas City
9	Jason Aspito	Chicago (A)
14	Anthony Angel	Houston
FA	Ben Bonilla	Arizona

1999

Rd.	Player	MLB Club
14	Matt Riordan	Baltimore
34	Curt Fiore	Atlanta
FA	Joe Sulentor	Minnesota

1998

Rd.	Player	MLB Club
14	Kevin Hook	Montreal

1997

Rd.	Player	MLB Club
19	Benny Craig	Cincinnati

1995

Rd.	Player	MLB Club
13	Andy Collett	Seattle

1994

Rd.	Player	MLB Club
6	Jesse Ibarra	San Francisco
18	Collin Hinds	Seattle

1993

Rd.	Player	MLB Club
21	Shane Bowers	Minnesota

1991

Rd.	Player	MLB Club
2	Terrell Lowery	Texas
3	Joe Caruso	Boston
4	Joe Ciccarella	Boston
17	Todd Gates	Texas
18	Darrel Deak	St. Louis
25	Mark Tillman	Detroit
27	Rick Mediavilla	St. Louis
FA	Chris Spears	San Diego

1990

Rd.	Player	MLB Club
21	Tony Kounas	Seattle
FA	Darryl Scott	California
FA	Steve Surico	Texas
FA	Kevin Van De Brake	Los Angeles (N)

1989

Rd.	Player	MLB Club
10	Rick Allen	Cincinnati
24	Kalani Bush	Chicago (N)
51	Brian Turang	Seattle
FA	Robert Cannon	California

1988

Rd.	Player	MLB Club
4	Enoch Simmons	Oakland
5	Don Sparks	New York (A)
8	Bobby DeJardin	New York (A)
19	Carl Fraticelli	Minnesota
35	Mike Jones	Detroit
FA	Scott Neill	Cleveland

* - DID NOT SIGN

Chris Donnels was a first-round selection (24th overall by the Mets) in the 1987 MLB Draft.

Dave Long was selected by Atlanta in the 13th round of the 1976 MLB Draft.

Fred Snodgrass began his Major League career following being signed in 1907.

1987

Rd.	Player	MLB Club
1	Chris Donnels	New York (N)
20	Jim McAnany	California
FA	Jeff Goettsch	California
FA	Eric Reinholtz	California

1986

Rd.	Player	MLB Club
3	Tim Layana	New York (A)
4	Billy Bean	Detroit
FA	Mark Stomp	Philadelphia
FA	Mike Whitt	San Francisco
Secondary Phase		
1	Jim Bruske	Cleveland

1984

Rd.	Player	MLB Club
18	Rick Sharp	Cleveland
FA	Reggie Lambert	California
FA	Brian Leighton	Milwaukee

1982

Rd.	Player	MLB Club
18	Vin Rover	Cincinnati
25	Bill Culver	Detroit
FA	Danny Clay	Philadelphia
FA	Tracy Jones	Detroit

1981

Rd.	Player	MLB Club
8	Randy Ebersberger	San Francisco
FA	Bob Gauci	Detroit
FA	Mike Franks	New York (N)
FA	Lance Junker	San Francisco

1979

Rd.	Player	MLB Club
24	Tim Collins	California

1978

Rd.	Player	MLB Club
9	Tracy Cowger	Texas
FA	Brian Urata	California

1976

Rd.	Player	MLB Club
13	Dave Long	Atlanta
20	Dan Henry	Los Angeles (N)
FA	Pat Corcoran	Oakland
FA	Tom Henderson	Detroit
FA	Stu Livingston	Atlanta

1975

Rd.	Player	MLB Club
FA	Frank Judge	California
Secondary Phase		
2	Chuck Baker	San Diego

1974

Rd.	Player	MLB Club
21	Chris Wibberley	Oakland

1973

Rd.	Player	MLB Club
3	Russ Noah	Minnesota
4	Jerry Stone	San Diego
FA	Dean Jelmini	California

1972

Rd.	Player	MLB Club
22	Bob Sheldon	Milwaukee

1971

Rd.	Player	MLB Club
FA	Dennis Desmond	Oakland
FA	Bill Eller	Chicago (N)
FA	Mike Logelin	Oakland

1969

Rd.	Player	MLB Club
13	Steve Keller	Montreal

1954

Rd.	Player	MLB Club
--	Joey Amalfitano	New York Giants

1939

Rd.	Player	MLB Club
--	Ed Wheeler	Cleveland

1936

Rd.	Player	MLB Club
--	Herman Reich	Washington Senators

1933

Rd.	Player	MLB Club
--	Les Powers	New York Giants

1909

Rd.	Player	MLB Club
--	Jess Buckles	New York Yankees

1907

Rd.	Player	MLB Club
--	Fred Snodgrass	New York Giants

1906

Rd.	Player	MLB Club
--	Tillie Shafer	New York Giants

1905

Rd.	Player	MLB Club
--	Joe Wilhoit	Boston Braves

LIONS IN MAJOR LEAGUE BASEBALL

C.J. Wilson attended LMU during the 2001 season before embarking on an All-Star career for the Texas Rangers and Los Angeles Angels.

Josh Whitesell made his Major League debut on September 2, 2008 for the Arizona Diamondbacks, eventually appearing in 53 games for the D'Backs.

ACTIVE PLAYERS WITH MLB EXPERIENCE

(SORTED BY MLB DEBUT)

RYAN WHEELER

LMU: 2007-08-09 | MLB Debut: July 20, 2012

Year	Team	G	AVG	AB	R	H	RBI	2B	3B	HR	SB
2012	D'Backs	50	.239	109	11	26	10	6	1	1	1
2013	Rockies	28	.220	41	1	9	7	2	0	0	0
2014	Rockies	31	.232	56	6	13	13	2	0	2	0
3 Seasons		**109**	**.233**	**206**	**18**	**48**	**30**	**10**	**1**	**3**	**1**

ERIC FARRIS

LMU: 2005-06-07 | MLB Debut: July 28, 2011

Year	Team	G	AVG	AB	R	H	RBI	2B	3B	HR	SB
2011	Brewers	1	.000	1	0	0	0	0	0	0	0
2012	Brewers	13	.125	8	1	1	0	0	0	0	1
2 Seasons		**14**	**.111**	**9**	**1**	**1**	**0**	**0**	**0**	**0**	**1**

C.J. WILSON

LMU: 2001 | MLB Debut: June 10, 2005

Year	Team	APP	GS	W-L	SV	ERA	IP	H	BB	SO
2005	Rangers	24	6	1-7	1	6.94	48	63	18	30
2006	Rangers	44	0	2-4	1	4.06	44.1	39	18	43
2007	Rangers	66	0	2-1	12	3.03	68.1	50	33	63
2008	Rangers	50	0	2-2	24	6.02	46.1	49	27	41
2009	Rangers	74	0	5-6	14	2.81	73.2	66	32	84
2010	Rangers	33	33	15-8	0	3.35	204	161	93	170
2011	Rangers	34	34	16-7	0	2.94	223.1	191	74	206
2012	Angels	34	34	13-10	0	3.83	202.1	181	91	173
2013	Angels	33	33	17-7	0	3.39	212.1	200	85	188
2014	Angels	31	31	13-10	0	4.51	175.2	169	85	151
10 Seasons		**423**	**171**	**86-62**	**52**	**3.72**	**1298.1**	**1169**	**556**	**1149**

FORMER MLB PLAYERS

(SORTED BY MLB DEBUT)

CHRIS PETTIT

LMU: 2003-04-05-06 | MLB Debut: September 11, 2009

Year	Team	G	AVG	AB	R	H	RBI	2B	3B	HR	SB
2009	Angels	10	.286	7	2	2	0	0	0	0	0
2011	Angels	1	.000	0	0	0	0	0	0	0	0
2 Seasons		**11**	**.286**	**7**	**2**	**2**	**0**	**0**	**0**	**0**	**0**

JEFF STEVENS

LMU: 2003-04-05 | MLB Debut: July 10, 2009

Year	Team	APP	GS	W-L	SV	ERA	IP	H	BB	SO
2009	Cubs	11	0	1-0	0	7.11	12.2	14	8	9
2010	Cubs	18	0	0-0	0	6.11	17.2	21	10	15
2011	Cubs	4	0	0-0	0	5.14	7	4	7	4
3 Seasons		**33**	**0**	**1-0**	**0**	**6.27**	**37.1**	**39**	**25**	**28**

JOSH WHITESELL

LMU: 2001-02-03 | MLB Debut: September 2, 2008

Year	Team	G	AVG	AB	R	H	RBI	2B	3B	HR	SB
2008	D'Backs	7	.286	7	1	2	1	0	0	1	0
2009	D'Backs	46	.194	108	7	21	14	7	0	1	0
2 Seasons		**53**	**.200**	**115**	**8**	**23**	**15**	**7**	**0**	**2**	**0**

MICHAEL SCHULTZ

LMU: 1998-99-00 | MLB Debut: April 20, 2007

Year	Team	APP	GS	W-L	SV	ERA	IP	H	BB	SO
2007	D'Backs	1	0	0-0	0	0.00	1.0	1	0	1
1 Season		**1**	**0**	**0-0**	**0**	**0.00**	**1.0**	**1**	**0**	**1**

BILLY TRABER

LMU: 1998-99-00 | MLB Debut: April 4, 2003

Year	Team	APP	GS	W-L	SV	ERA	IP	H	BB	SO
2003	Indians	33	18	6-9	0	5.24	111.2	132	40	88
2006	Nationals	15	8	4-3	0	6.44	43.1	53	14	25
2007	Nationals	28	2	2-2	0	4.76	39.2	50	13	27
2008	Yankees	19	0	0-0	0	7.02	16.2	23	7	11
2009	Red Sox	1	0	0-0	0	12.27	3.2	9	1	1
5 Seasons		**96**	**28**	**12-14**	**0**	**5.65**	**215.0**	**267**	**75**	**152**

TERRELL LOWERY

LMU: 1991 | MLB Debut: September 13, 1997

Year	Team	G	AVG	AB	R	H	RBI	2B	3B	HR	SB
1997	Cubs	9	.286	14	2	4	0	0	0	0	1
1998	Cubs	24	.200	15	2	3	1	1	0	0	0
1999	Devil Rays	66	.259	185	25	48	17	15	1	2	0
2000	Giants	24	.441	34	13	15	5	4	0	1	1
4 Seasons		**123**	**.282**	**248**	**42**	**70**	**23**	**20**	**1**	**3**	**2**

Tim Layana made 78 total Major League appearances in his career, including 55 with two saves to help Cincinnati to the World Series title his rookie year.

Billy Bean tied a MLB record with four hits in his first Major League game played on April 25, 1987.

SHANE BOWERS

LMU: 1990-91-92-93 | MLB Debut: July 26, 1997

Year	Team	APP	GS	W-L	SV	ERA	IP	H	BB	SO
1997	Twins	5	5	0-3	0	8.05	19.0	27	8	7
1 Season		**5**	**5**	**0-3**	**0**	**8.05**	**19.0**	**27**	**8**	**7**

JIM BRUSKE

LMU: 1986 | MLB Debut: August 25, 1995

Year	Team	APP	GS	W-L	SV	ERA	IP	H	BB	SO
1995	Dodgers	9	0	0-0	1	4.50	10.0	12	4	5
1996	Dodgers	11	0	0-0	0	5.69	12.2	17	3	12
1997	Padres	28	0	4-1	0	3.63	44.2	37	25	32
1998	Dodgers	35	0	3-0	1	3.48	44.0	47	19	31
1998	Padres	4	0	0-0	0	3.86	7.0	10	4	4
1998	Yankees	3	1	1-0	0	3.00	9.0	9	1	3
1998	*TOTAL*	*42*	*1*	*4-0*	*1*	*3.45*	*60.0*	*66*	*24*	*38*
2000	Brewers	15	0	1-0	0	6.48	16.2	22	12	8
5 Seasons		**105**	**1**	**9-1**	**2**	**4.13**	**144.0**	**154**	**68**	**95**

BRIAN TURANG

LMU: 1988-1989 | MLB Debut: August 13, 1993

Year	Team	G	AVG	AB	R	H	RBI	2B	3B	HR	SB
1993	Mariners	40	.250	140	22	35	7	11	1	0	6
1994	Mariners	38	.188	112	9	21	8	5	1	1	3
2 Seasons		**78**	**.222**	**252**	**31**	**56**	**15**	**16**	**2**	**1**	**9**

DARRYL SCOTT

LMU: 1987-88-89-90 | MLB Debut: May 31, 1993

Year	Team	APP	GS	W-L	SV	ERA	IP	H	BB	SO
1993	Angels	16	0	1-2	0	5.85	20.0	19	11	13
1 Season		**16**	**0**	**1-2**	**0**	**5.85**	**20.0**	**19**	**11**	**13**

CHRIS DONNELS

LMU: 1985-86-87 | MLB Debut: May 7, 1991

Year	Team	G	AVG	AB	R	H	RBI	2B	3B	HR	SB
1991	Mets	37	.225	89	7	20	5	2	0	0	1
1992	Mets	45	.174	121	8	21	6	4	0	0	1
1993	Astros	88	.257	179	18	46	24	14	2	2	2
1994	Astros	54	.267	86	12	23	5	5	0	3	1
1995	Astros	19	.300	30	4	9	2	0	0	0	0
1995	Red Sox	40	.253	91	13	23	11	2	2	2	0
1995	*TOTAL*	*59*	*.264*	*121*	*17*	*32*	*13*	*2*	*2*	*2*	*0*
2000	Dodgers	27	.294	34	8	10	9	3	0	4	0
2001	Dodgers	66	.170	88	8	15	8	2	0	3	0
2002	Dbacks	74	.238	80	5	19	16	4	1	3	0
8 Seasons		**450**	**.233**	**798**	**83**	**186**	**86**	**36**	**5**	**17**	**5**

TIM LAYANA

LMU: 1983-84-85-86 | MLB Debut: April 9, 1990

Year	Team	APP	GS	W-L	SV	ERA	IP	H	BB	SO
1990	Reds	55	0	5-3	2	3.49	80.0	71	44	53
1991	Reds	22	0	0-2	0	6.97	20.2	23	11	14
1993	Giants	1	0	0-0	0	22.50	2.0	7	1	1
3 Seasons		**78**	**0**	**5-5**	**2**	**4.56**	**102.2**	**101**	**56**	**68**

DANNY CLAY

LMU: 1981-82| MLB Debut: May 1, 1988

Year	Team	APP	GS	W-L	SV	ERA	IP	H	BB	SO
1988	Phillies	17	0	0-1	0	6.00	24.0	27	21	12
1 Season		**17**	**0**	**0-1**	**0**	**6.00**	**24.0**	**27**	**21**	**12**

BILLY BEAN

LMU: 1983-84-85-86 | MLB Debut: April 25, 1987

Year	Team	G	AVG	AB	R	H	RBI	2B	3B	HR	SB
1987	Tigers	26	.258	66	6	17	4	2	0	0	1
1988	Tigers	10	.182	11	2	2	0	0	1	0	0
1989	Tigers	9	.000	11	0	0	0	0	0	0	0
1989	Dodgers	51	.197	71	7	14	3	4	0	0	0
1989	*TOTAL*	*60*	*.171*	*82*	*7*	*14*	*3*	*4*	*0*	*0*	*0*
1993	Padres	88	.260	177	19	46	32	9	0	5	2
1994	Padres	84	.215	135	7	29	14	5	1	0	0
1995	Padres	4	.000	7	1	0	0	0	0	0	0
6 Seasons		**272**	**.226**	**478**	**42**	**108**	**53**	**20**	**2**	**5**	**3**

TRACY JONES

LMU: 1980-81-82 | MLB Debut: April 7, 1986

Year	Team	G	AVG	AB	R	H	RBI	2B	3B	HR	SB
1986	Reds	46	.349	86	16	30	10	3	0	2	7
1987	Reds	117	.290	359	53	104	44	17	3	10	31
1988	Reds	37	.229	83	9	19	9	1	0	1	9
1988	Expos	53	.333	141	20	47	15	5	1	2	9
1988	*TOTAL*	*90*	*.295*	*224*	*29*	*66*	*24*	*6*	*1*	*3*	*18*
1989	Giants	40	.186	97	5	18	12	4	0	0	1
1989	Tigers	46	.259	158	17	41	26	10	0	3	2
1989	*TOTAL*	*86*	*.231*	*255*	*22*	*59*	*38*	*14*	*0*	*3*	*3*
1990	Tigers	50	.229	118	15	27	9	4	1	4	1
1990	Mariners	25	.302	86	8	26	15	4	0	2	0
1990	*TOTAL*	*75*	*.260*	*204*	*23*	*53*	*24*	*8*	*1*	*6*	*1*
1991	Mariners	79	.251	175	30	44	24	8	1	3	2
6 Seasons		**493**	**.273**	**1303**	**173**	**356**	**164**	**56**	**6**	**27**	**62**

CHUCK BAKER

LMU: 1974-75 | MLB Debut: April 7, 1978

Year	Team	G	AVG	AB	R	H	RBI	2B	3B	HR	SB
1978	Padres	44	.207	58	8	12	3	1	0	0	0
1980	Padres	9	.136	22	0	3	0	1	0	0	0
1981	Twins	40	.182	66	6	12	6	0	3	0	0
3 Seasons		**93**	**.185**	**146**	**14**	**27**	**9**	**2**	**3**	**0**	**0**

Ryan Wheeler made his MLB debut in 2012 for the Arizona Diamondbacks, just three years removed from his time at LMU.

Joey Amalfitano played 10 MLB seasons before entering the coaching ranks, including managing the Chicago Cubs for parts of the 1979-81 seasons.

BOB SHELDON

LMU: 1969-70-71-72 | MLB Debut: April 10, 1974

Year	Team	G	AVG	AB	R	H	RBI	2B	3B	HR	SB
1974	Brewers	10	.118	17	4	2	0	1	1	0	0
1975	Brewers	53	.287	181	17	52	14	3	3	0	0
1977	Brewers	31	.203	64	9	13	3	4	1	0	0
3 Seasons		**94**	**.256**	**262**	**30**	**67**	**17**	**8**	**5**	**0**	**0**

JOEY AMALFITANO

LMU: 1952-53-54 | MLB Debut: May 3, 1954

Year	Team	G	AVG	AB	R	H	RBI	2B	3B	HR	SB
1954	Giants	9	.000	5	2	0	0	0	0	0	0
1955	Giants	36	.227	22	8	5	1	1	1	0	0
1960	Giants	106	.277	328	47	91	27	15	3	1	2
1961	Giants	109	.255	384	64	98	23	11	4	2	7
1962	Colt .45s	117	.237	380	44	90	27	12	5	1	4
1963	Giants	54	.175	137	11	24	7	3	0	1	2
1964	Cubs	100	.241	324	51	78	27	19	6	4	2
1965	Cubs	67	.271	96	13	26	8	4	0	0	2
1966	Cubs	41	.158	38	8	6	3	2	0	0	0
1967	Cubs	4	.000	1	0	0	0	0	0	0	0
10 Seasons		**643**	**.244**	**1715**	**248**	**418**	**123**	**67**	**19**	**9**	**19**

HERMAN REICH

LMU: 1936 | MLB Debut: May 3, 1949

Year	Team	G	AVG	AB	R	H	RBI	2B	3B	HR	SB
1949	Senators	2	.000	2	0	0	0	0	0	0	4
1949	Indians	1	.500	2	0	1	0	0	0	0	0
1949	Cubs	108	.280	386	43	108	34	18	2	3	0
1949	*TOTAL*	*111*	*.279*	*390*	*43*	*109*	*34*	*18*	*2*	*3*	*4*
1 Season		**111**	**.279**	**390**	**43**	**109**	**34**	**18**	**2**	**3**	**4**

ED WHEELER

LMU: 1934-35-36-37-38-39 | MLB Debut: April 19, 1945

Year	Team	G	AVG	AB	R	H	RBI	2B	3B	HR	SB
1945	Indians	46	.194	72	12	14	2	2	0	0	1
1 Season		**46**	**.194**	**72**	**12**	**14**	**2**	**2**	**0**	**0**	**1**

LES POWERS

LMU: 1931-32-33 | MLB Debut: September 17, 1938

Year	Team	G	AVG	AB	R	H	RBI	2B	3B	HR	SB
1938	Giants	2	.000	3	0	0	0	0	0	0	0
1939	Phillies	19	.346	52	7	18	2	1	1	0	0
2 Seasons		**21**	**.327**	**55**	**7**	**18**	**2**	**1**	**1**	**0**	**0**

JESS BUCKLES

LMU: 1909 | MLB Debut: September 17, 1916

Year	Team	APP	GS	W-L	SV	ERA	IP	H	BB	SO
1916	Yankees	2	0	0-0	0	2.25	4.0	3	1	2
1 Season		**2**	**0**	**0-0**	**0**	**2.25**	**4.0**	**3**	**1**	**2**

JOE WILHOIT

LMU: 1904-05| MLB Debut: April 12, 1916

Year	Team	G	AVG	AB	R	H	RBI	2B	3B	HR	SB
1916	Braves	116	.230	383	44	88	38	13	4	2	18
1917	Pirates	9	.200	10	0	2	0	0	0	0	0
1917	Giants	34	.340	50	9	17	8	2	2	0	0
1917	Braves	54	.274	186	20	51	10	5	0	1	5
1917	*TOTAL*	*97*	*.285*	*246*	*29*	*70*	*18*	*7*	*2*	*1*	*5*
1918	Giants	64	.274	135	13	37	15	3	3	0	4
1919	Red Sox	6	.333	18	7	6	2	0	0	0	1
4 Seasons		**283**	**.257**	**782**	**93**	**201**	**73**	**23**	**9**	**3**	**28**

TILLIE SHAFER

LMU: 1906| MLB Debut: April 24, 1909

Year	Team	G	AVG	AB	R	H	RBI	2B	3B	HR	SB
1909	Giants	38	.179	84	11	15	7	2	1	0	6
1910	Giants	29	.190	21	5	4	1	1	0	0	0
1912	Giants	78	.288	163	48	47	23	4	1	0	22
1913	Giants	138	.287	508	74	146	52	17	12	5	32
4 Seasons		**283**	**.273**	**776**	**138**	**212**	**83**	**24**	**14**	**5**	**60**

FRED SNODGRASS

LMU: 1906-07| MLB Debut: June 4, 1908

Year	Team	G	AVG	AB	R	H	RBI	2B	3B	HR	SB
1908	Giants	6	.250	4	2	1	1	0	0	0	1
1909	Giants	28	.300	70	10	21	6	5	0	1	10
1910	Giants	123	.321	396	69	127	44	22	8	2	33
1911	Giants	151	.294	534	83	157	77	27	10	1	51
1912	Giants	146	.269	535	91	144	69	24	9	3	43
1913	Giants	141	.291	457	65	133	49	21	6	3	27
1914	Giants	113	.263	392	54	103	44	20	4	0	25
1915	Braves	23	.278	79	10	22	9	2	0	0	11
1916	Braves	112	.249	382	33	95	32	13	5	1	14
9 Seasons		**923**	**.275**	**3101**	**453**	**852**	**351**	**143**	**42**	**11**	**215**

LIONS IN THE MINORS

Eric Farris has swiped 233 bases in his minor league career, including a FSL-high 70 during the 2009 season.

Matt Koch spent his 2014 season at AA while playing in the Minnesota Twins organization.

MINOR LEAGUE STATS FOR ACTIVE PLAYERS

(SORTED ALPHABETICALLY)

BRET DAHLSON

LMU: 2011-12-13-14 | Drafted: FA - Tampa Bay Rays

Most Recent Organization: Tampa Bay Rays

Year	Level	APP	GS	W-L	SV	ERA	IP	H	BB	SO
2014	RK	14	0	3-1	2	2.45	25.2	21	6	17
1 Season		**14**	**0**	**3-1**	**2**	**2.45**	**25.2**	**21**	**6**	**17**
RK		**14**	**0**	**3-1**	**2**	**2.45**	**25.2**	**21**	**6**	**17**

ERIC FARRIS

LMU: 2005-06-07 | Drafted: 4th round - Milwaukee Brewers

Most Recent Organization: Minnesota Twins

Year	Level	G	AVG	AB	R	H	RBI	2B	3B	HR	SB
2007	RK	63	.326	239	34	78	34	16	2	1	21
2008	A	103	.293	454	73	133	54	21	4	3	32
2009	A+	124	.298	473	68	141	49	18	1	7	70
2010	RK	10	.250	32	5	8	9	5	0	1	1
2010	AAA	60	.274	230	28	63	15	9	1	2	14
2010	*TOTAL*	*70*	*.271*	*262*	*33*	*71*	*24*	*14*	*1*	*3*	*15*
2011	AAA	134	.271	538	70	146	55	26	5	6	21
2012	AAA	131	.286	483	63	138	31	21	1	7	35
2013	AA	1	.500	2	1	1	0	0	0	0	0
2013	AAA	117	.248	404	44	100	31	13	2	3	23
2013	*TOTAL*	*118*	*.249*	*406*	*45*	*101*	*31*	*13*	*2*	*3*	*23*
2014	AAA	133	.280	483	59	135	44	23	1	4	16
8 Seasons		**876**	**.283**	**3338**	**445**	**943**	**322**	**152**	**17**	**34**	**233**
RK		**73**	**.317**	**271**	**39**	**86**	**43**	**21**	**2**	**2**	**22**
A		**103**	**.293**	**454**	**73**	**133**	**54**	**21**	**4**	**3**	**32**
A+		**124**	**.298**	**473**	**68**	**141**	**49**	**18**	**1**	**7**	**70**
AA		**1**	**.500**	**2**	**1**	**1**	**0**	**0**	**0**	**0**	**0**
AAA		**575**	**.272**	**2138**	**264**	**582**	**176**	**92**	**10**	**22**	**109**

KEVIN GARCIA

LMU: 2013-14 | Drafted: 30th round - Toronto Blue Jays

Most Recent Organization: Toronto Blue Jays

Year	Level	G	AVG	AB	R	H	RBI	2B	3B	HR	SB
2014	RK	23	.250	72	11	18	7	2	0	1	0
2014	A (Short)	10	.269	26	4	7	2	1	0	0	0
2014	*TOTAL*	*33*	*.255*	*98*	*15*	*25*	*9*	*3*	*0*	*1*	*0*
1 Season		**33**	**.255**	**98**	**15**	**25**	**9**	**3**	**0**	**1**	**0**
RK		**23**	**.250**	**72**	**11**	**18**	**7**	**2**	**0**	**1**	**0**
A (Short)		**10**	**.269**	**26**	**4**	**7**	**2**	**1**	**0**	**0**	**0**

MATT KOCH

LMU: 2008-09-10-11 | Drafted: 12th round - Minnesota Twins

Most Recent Organization: Minnesota Twins

Year	Level	G	AVG	AB	R	H	RBI	2B	3B	HR	SB
2011	RK	12	.273	44	6	12	9	6	0	2	0
2012	A	89	.253	304	47	77	39	23	2	8	1
2013	A+	98	.278	352	38	98	40	20	1	7	1
2014	AA	73	.212	217	23	46	19	9	0	2	2
4 Seasons		**272**	**.254**	**917**	**114**	**233**	**107**	**58**	**3**	**19**	**4**
RK		**12**	**.273**	**44**	**6**	**12**	**9**	**6**	**0**	**2**	**0**
A		**89**	**.253**	**304**	**47**	**77**	**39**	**23**	**2**	**8**	**1**
A+		**98**	**.278**	**352**	**38**	**98**	**40**	**20**	**1**	**7**	**1**
AA		**73**	**.212**	**217**	**23**	**46**	**19**	**9**	**0**	**2**	**2**

COLTON PLAIA

LMU: 2010-11-12-13 | Drafted: 15th round - New York Mets

Most Recent Organization: New York Mets

Year	Level	G	AVG	AB	R	H	RBI	2B	3B	HR	SB
2013	A-	27	.170	94	8	16	8	3	0	0	0
2014	A	84	.261	272	34	71	30	13	1	4	1
2 Seasons		**111**	**.238**	**366**	**42**	**87**	**38**	**16**	**1**	**4**	**1**
A-		**27**	**.170**	**94**	**8**	**16**	**8**	**3**	**0**	**0**	**0**
A		**84**	**.261**	**272**	**34**	**71**	**30**	**13**	**1**	**4**	**1**

JASON WHEELER

LMU: 2009-10-11 | Drafted: 8th round - Minnesota Twins

Most Recent Organization: Minnesota Twins

Year	Level	APP	GS	W-L	SV	ERA	IP	H	BB	SO
2012	A	27	27	14-6	0	3.45	156.2	170	43	115
2013	A+	26	26	9-4	0	3.70	143.1	156	58	91
2014	A+	13	13	6-5	0	2.51	79	77	19	57
2014	AA	12	12	5-4	0	2.78	74.1	69	16	55
2014	AAA	1	1	0-0	0	3.60	5	5	2	3
2014	*TOTAL*	*26*	*26*	*11-9*	*0*	*2.67*	*158.1*	*151*	*37*	*115*
3 Seasons		**79**	**79**	**34-19**	**0**	**3.26**	**458.1**	**477**	**138**	**321**
A		**27**	**27**	**14-6**	**0**	**3.45**	**156.2**	**170**	**43**	**115**
A+		**39**	**39**	**15-9**	**0**	**3.28**	**222.1**	**233**	**77**	**148**
AA		**12**	**12**	**5-4**	**0**	**2.78**	**74.1**	**69**	**16**	**55**
AAA		**1**	**1**	**0-0**	**0**	**3.60**	**5**	**5**	**2**	**3**

Colton Plaia had his best professional season to date in 2014, batting .261 with four homers, 13 doubles and 30 RBI.

Jason Wheeler has had a stellar start to his professional career, pitching to a 34-19 record and a 3.26 ERA through three seasons.

RYAN WHEELER

LMU: 2007-08-09 | Drafted: 5th round - Arizona Diamondbacks

Most Recent Organization: Los Angeles Angels

Year	Level	G	AVG	AB	R	H	RBI	2B	3B	HR	SB
2009	A-	64	.363	234	44	85	36	20	3	5	7
2009	A	8	.345	29	4	10	5	1	1	1	0
2009	*TOTAL*	*72*	*.361*	*263*	*48*	*95*	*41*	*21*	*4*	*6*	*7*
2010	A+	113	.284	465	62	132	57	25	2	9	3
2010	AA	19	.254	67	8	17	10	3	0	3	0
2010	*TOTAL*	*132*	*.280*	*532*	*70*	*149*	*67*	*28*	*2*	*12*	*3*
2011	AA	131	.294	480	69	141	89	30	2	16	3
2012	AAA	93	.351	362	56	127	90	27	4	15	3
2013	AAA	116	.306	438	74	134	89	29	2	12	4
2014	AAA (COL)	59	.243	210	18	51	20	9	0	4	0
2014	AAA (LAA)	25	.326	92	13	30	15	1	0	2	0
2014	*TOTAL*	*84*	*.268*	*302*	*31*	*81*	*35*	*10*	*0*	*6*	*0*
6 Seasons		**628**	**.306**	**2377**	**348**	**727**	**411**	**145**	**14**	**67**	**20**
A-		**64**	**.363**	**234**	**44**	**85**	**36**	**20**	**3**	**5**	**7**
A		**8**	**.345**	**29**	**4**	**10**	**5**	**1**	**1**	**1**	**0**
A+		**113**	**.284**	**465**	**62**	**132**	**57**	**25**	**2**	**9**	**3**
AA		**150**	**.289**	**547**	**77**	**158**	**99**	**33**	**2**	**19**	**3**
AAA		**293**	**.310**	**1102**	**161**	**342**	**214**	**66**	**6**	**33**	**7**

C.J. WILSON

LMU: 2001 | Drafted: 5th Round - Texas Rangers

Most Recent Organization: Los Angeles Angels

Year	Level	APP	GS	W-L	SV	ERA	IP	H	BB	SO
2001	RK	8	8	1-0	0	0.96	37.2	24	9	49
2001	A	5	5	1-2	0	3.18	34	30	9	26
2001	*TOTAL*	*13*	*13*	*2-2*	*0*	*2.01*	*71.2*	*54*	*18*	*75*
2002	A+	26	15	10-2	1	3.06	106	86	41	76
2002	AA	5	5	1-0	0	1.80	30	23	12	17
2002	*TOTAL*	*31*	*20*	*11-2*	*1*	*2.78*	*136*	*109*	*53*	*93*
2003	AA	22	21	6-9	0	5.05	123	135	38	89
2005	A+	4	4	0-1	0	3.29	13.2	10	4	14
2005	AA	12	12	0-4	0	4.43	44.2	51	14	43
2005	*TOTAL*	*16*	*16*	*0-5*	*0*	*4.17*	*58.1*	*61*	*18*	*57*
2006	AA	4	0	0-0	0	2.70	3.1	3	2	6
2006	AAA	9	0	1-0	2	2.45	11	10	5	17
2006	*TOTAL*	*13*	*0*	*1-0*	*2*	*2.51*	*14.1*	*13*	*7*	*23*
2014	AA	1	1	1-0	0	3.38	5.1	4	2	7
6 Seasons		**96**	**71**	**21-18**	**3**	**3.52**	**408.2**	**376**	**136**	**344**
RK		**8**	**8**	**1-0**	**0**	**0.96**	**37.2**	**24**	**9**	**49**
A		**5**	**5**	**1-2**	**0**	**3.18**	**34**	**30**	**9**	**26**
A+		**30**	**19**	**10-3**	**1**	**3.08**	**119.2**	**96**	**45**	**90**
AA		**44**	**39**	**8-13**	**0**	**4.36**	**206.1**	**216**	**68**	**162**
AAA		**9**	**0**	**1-0**	**2**	**2.45**	**11**	**10**	**5**	**17**

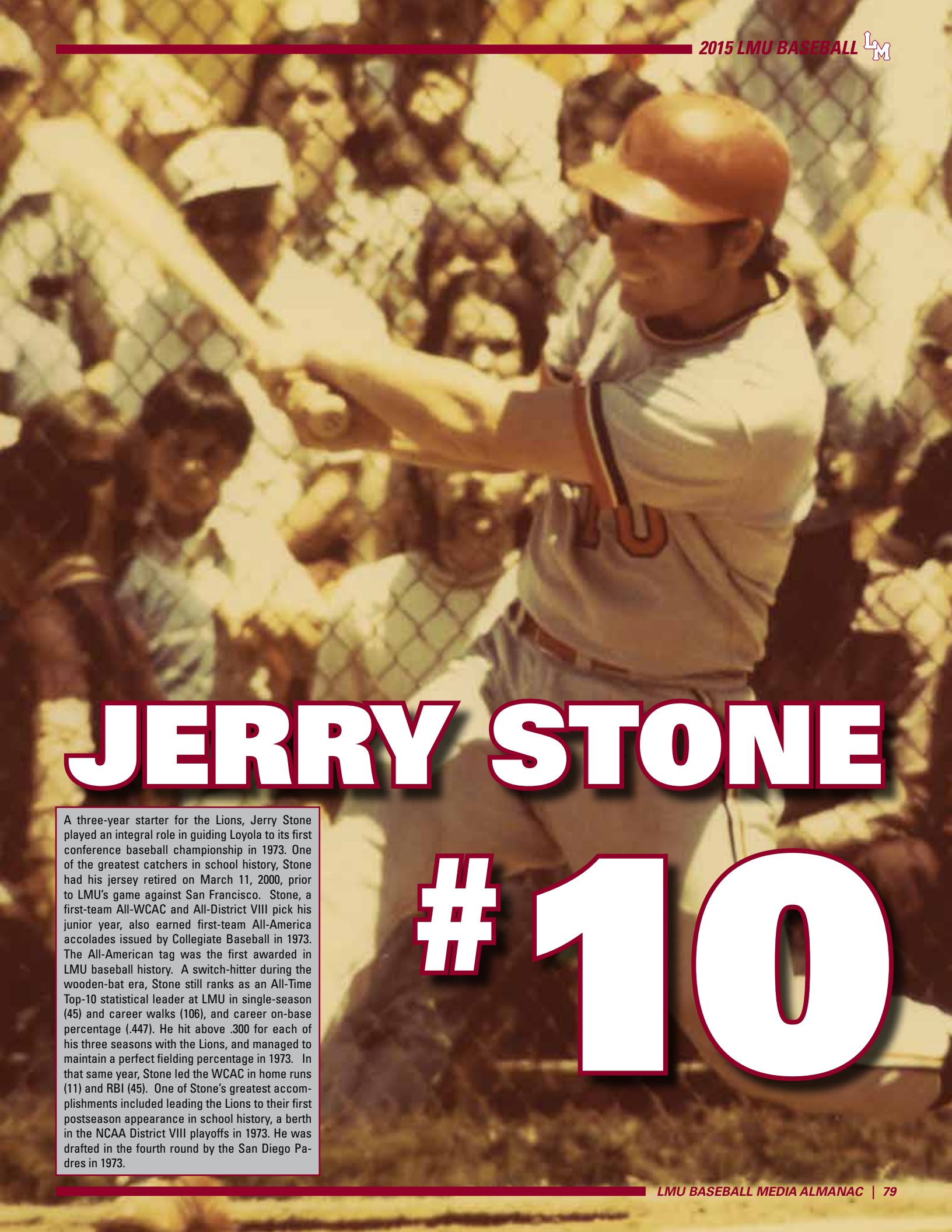

JERRY STONE

#10

A three-year starter for the Lions, Jerry Stone played an integral role in guiding Loyola to its first conference baseball championship in 1973. One of the greatest catchers in school history, Stone had his jersey retired on March 11, 2000, prior to LMU's game against San Francisco. Stone, a first-team All-WCAC and All-District VIII pick his junior year, also earned first-team All-America accolades issued by Collegiate Baseball in 1973. The All-American tag was the first awarded in LMU baseball history. A switch-hitter during the wooden-bat era, Stone still ranks as an All-Time Top-10 statistical leader at LMU in single-season (45) and career walks (106), and career on-base percentage (.447). He hit above .300 for each of his three seasons with the Lions, and managed to maintain a perfect fielding percentage in 1973. In that same year, Stone led the WCAC in home runs (11) and RBI (45). One of Stone's greatest accomplishments included leading the Lions to their first postseason appearance in school history, a berth in the NCAA District VIII playoffs in 1973. He was drafted in the fourth round by the San Diego Padres in 1973.

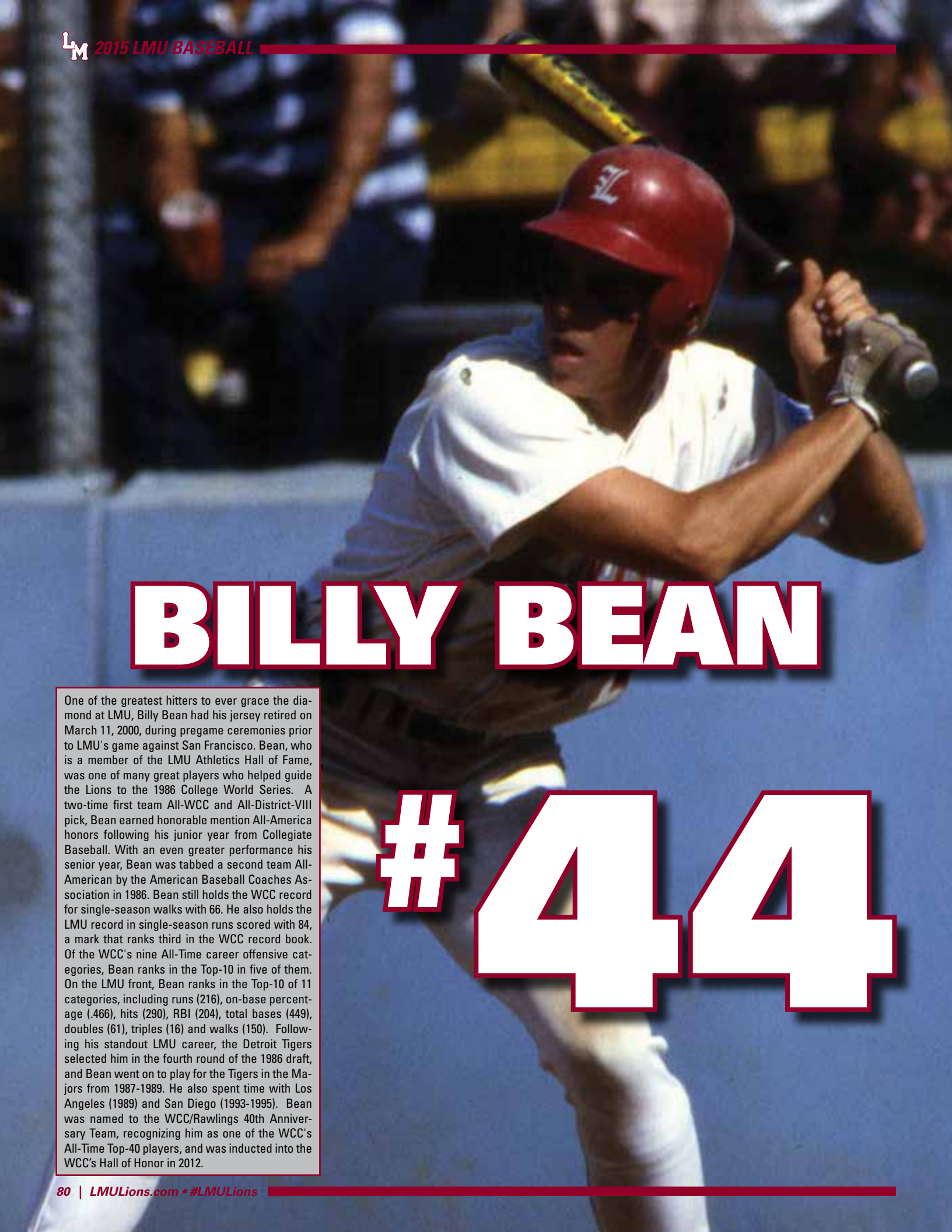

BILLY BEAN

#44

One of the greatest hitters to ever grace the diamond at LMU, Billy Bean had his jersey retired on March 11, 2000, during pregame ceremonies prior to LMU's game against San Francisco. Bean, who is a member of the LMU Athletics Hall of Fame, was one of many great players who helped guide the Lions to the 1986 College World Series. A two-time first team All-WCC and All-District-VIII pick, Bean earned honorable mention All-America honors following his junior year from Collegiate Baseball. With an even greater performance his senior year, Bean was tabbed a second team All-American by the American Baseball Coaches Association in 1986. Bean still holds the WCC record for single-season walks with 66. He also holds the LMU record in single-season runs scored with 84, a mark that ranks third in the WCC record book. Of the WCC's nine All-Time career offensive categories, Bean ranks in the Top-10 in five of them. On the LMU front, Bean ranks in the Top-10 of 11 categories, including runs (216), on-base percentage (.466), hits (290), RBI (204), total bases (449), doubles (61), triples (16) and walks (150). Following his standout LMU career, the Detroit Tigers selected him in the fourth round of the 1986 draft, and Bean went on to play for the Tigers in the Majors from 1987-1989. He also spent time with Los Angeles (1989) and San Diego (1993-1995). Bean was named to the WCC/Rawlings 40th Anniversary Team, recognizing him as one of the WCC's All-Time Top-40 players, and was inducted into the WCC's Hall of Honor in 2012.

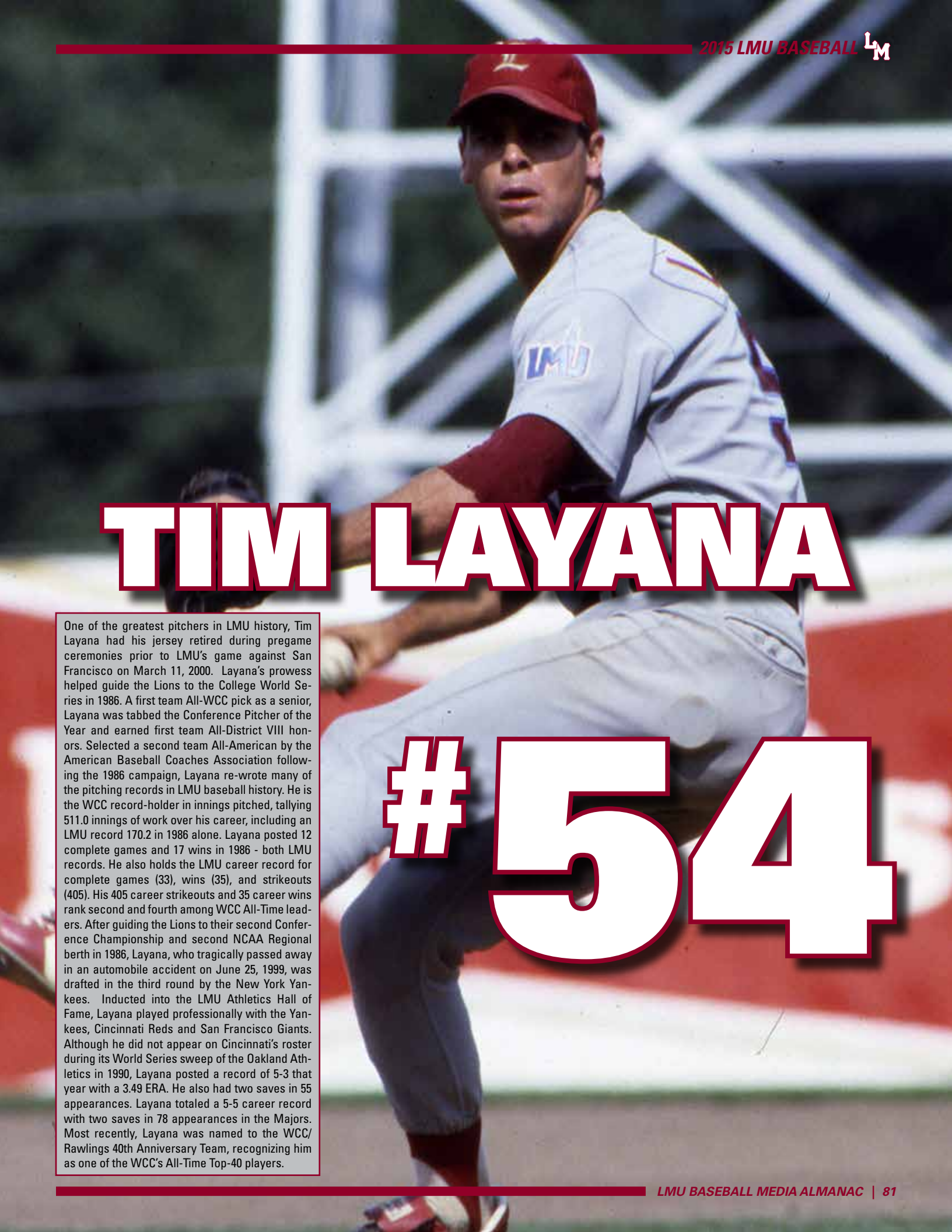

TIM LAYANA

#54

One of the greatest pitchers in LMU history, Tim Layana had his jersey retired during pregame ceremonies prior to LMU's game against San Francisco on March 11, 2000. Layana's prowess helped guide the Lions to the College World Series in 1986. A first team All-WCC pick as a senior, Layana was tabbed the Conference Pitcher of the Year and earned first team All-District VIII honors. Selected a second team All-American by the American Baseball Coaches Association following the 1986 campaign, Layana re-wrote many of the pitching records in LMU baseball history. He is the WCC record-holder in innings pitched, tallying 511.0 innings of work over his career, including an LMU record 170.2 in 1986 alone. Layana posted 12 complete games and 17 wins in 1986 - both LMU records. He also holds the LMU career record for complete games (33), wins (35), and strikeouts (405). His 405 career strikeouts and 35 career wins rank second and fourth among WCC All-Time leaders. After guiding the Lions to their second Conference Championship and second NCAA Regional berth in 1986, Layana, who tragically passed away in an automobile accident on June 25, 1999, was drafted in the third round by the New York Yankees. Inducted into the LMU Athletics Hall of Fame, Layana played professionally with the Yankees, Cincinnati Reds and San Francisco Giants. Although he did not appear on Cincinnati's roster during its World Series sweep of the Oakland Athletics in 1990, Layana posted a record of 5-3 that year with a 3.49 ERA. He also had two saves in 55 appearances. Layana totaled a 5-5 career record with two saves in 78 appearances in the Majors. Most recently, Layana was named to the WCC/Rawlings 40th Anniversary Team, recognizing him as one of the WCC's All-Time Top-40 players.

MATT MULLER LION AWARD

The Matt Muller Lion Award is bestowed upon members of LMU baseball teams whose actions represent the program with pride, dignity and respect. The award was established in 1997 by then-head coach Frank Cruz when he assumed responsibility of the program. Re-named in honor of Matthew John Muller (1994-97) following his tragic and unexpected death on November 10, 1999, the honor is awarded to players who represent the team and the University in the highest regard. The cornerstone of the award circles around hard work, dedication to the sport, competing at the highest possible level, and promoting a team environment. Simply put, a recipient of the Matt Muller Lion Award wears the uniform with honor.























ALL-TIME ROSTER

Anthony Angel was an All-West Region selection and the WCC Player of the Year in 2000.

Sean Dovel was a two-time All-WCC selection during his four-year career as a Lion.

A | A | A

Justin Abreu	2000 | 01 | 02 | 03
Bob Adams	1969 | 70
Milton Adams	1937
Jim Alexander	1987
Rick Allen	1988 | 89
Tom Allison	1986
Jim Alliston	1971 | 72 | 73 | 74
Joey Amalfitano	1952 | 53 | 54
Anthony Angel	1998 | 99 | 00
Phil Angel	1969
Christian Apodaca	1996
Jim Arico	1977
Dave Arnold	1980
Brenton Arriaga	2014
Jason Aspito	2000

B | B | B

Chuck Baker	1974 | 75
Steve Balak	1969 | 70 | 71
Brian Balo	1996
David Barba	2000 | 01 | 02 | 03
Jason Barmasse	2010 | 11
Bill Barnett	1968 | 69 | 70
Chris Barnett	2012 | 13 | 14
Jeremy Barth	2013
Brian Barton	2001
Steve Bateman	1980
Jim Battle	1983
Brad Bauer	2009 | 10
Brett Beach	1995
Andy Beal	2005 | 06 | 07 | 08
Billy Bean	1983 | 84 | 85 | 86
Jason Beattie	1997
Ryan Beaver	1998 | 99
Chris Beck	1999
Scott Beck	1985
Joe Bellezzo	1989 | 90
Shawn Bennett	1973 | 74 | 75 | 76
Drew Bentz	1974 | 75 | 76 | 77
Mike Berberet	1979 | 80
Dan Bergamo	1970
Greg Bergeron	1994
T.J. Bernardy	2007 | 08 | 09
Jim Berriatua	1976 | 77
Andy Biaggi	1991 | 92 | 93
Melvin Blackmon	2006 | 07
Joe Blandino	1969 | 70 | 71
Ted Boeke	2014
Rob Boitano	1984 | 85
Damien Bonenfant	1983 | 84 | 85 | 86
Joey Boney	2012 | 13
Ben Bonilla	1997 | 98 | 99 | 00
Jeremy Booth	1995
Art Bordley	1973 | 74
Ken Bowers	1970
Shane Bowers	1990 | 91 | 92 | 93
Hugh Boyle	1943
Josh Bradbury	2005
Miah Bradbury	1987 | 88 | 89 | 90
Bob Branchetti	1978 | 79
Glenn Brannon	1982 | 83
Dennis Bredeen	1989
Steve Bridgewater	1978 | 79
Jack Brooks	1998 | 99 | 00 | 01
Cassidy Brown	2014
Bill Brundige	2000 | 01
Jim Bruske	1986
Josh Bryan	2009
Butch Bucher	1992 | 93
Sean Buckle	2012 | 13 | 14
Jess Buckles	1909
Gabriel Bueno	2004 | 05
Justin Bunkis	2005 | 06 | 07 | 08
Dave Burke	1981 | 82
Jeremy Burrell	2007 | 08 | 09 | 10 | 11
Tim Busbin	2007
J.D. Busfield	2014
Kalani Bush	1986 | 87 | 88 | 89
Tom Button	1989 | 90
Tim Byrne	1989 | 90

C | C | C

Ulises Cabrera	1997 | 98
Cary Cadonau	1992
Scott Cain	1985 | 86
Jim Calderon	1972 | 73 | 74
Dave Calvert	1973
Brett Campbell	1995 | 96 | 97
Christian Campos	2002
Robert Cannon	1986 | 87 | 88 | 89
David Cariker	1977 | 78 | 79
Greg Carl	1991 | 92 | 93
Ramiro Carreon	2009 | 10 | 11 | 12
Dennis Carroll	1960 | 61 | 62 | 63
Mark Carroll	2001 | 02 | 03
Matt Carter	2005 | 06
Joe Caruso	1989 | 90 | 91
Mike Case	1988 | 89
Colin Casey	1996 | 97
Paul Casillas	1996 | 97
John Cassanego	1994 | 95 | 96 | 97
Jack Cassel	1999
Jeff Cecchin	1995 | 96 | 97 | 98
Tommy Cheek	2013 | 14
Ernie Cho	2006 | 07 | 08 | 09
Jeff Ciccarella	1990 | 91 | 92 | 93
Joe Ciccarella	1989 | 90 | 91
Brian Clancy	1986 | 87 | 88 | 89
Danny Clay	1981 | 82
James Clelland	1998 | 99 | 00 | 01
Tyler Cohen	2014
Dave Collard	1981 | 82 | 83
Tony Collatos	1990
Andy Collett	1993 | 94 | 95
Dan Collins	1979 | 80
Tim Collins	1976 | 77 | 78 | 79
John Coman	1989
Ed Conlan	1996
Greg Connelly	1989
Steve Connolly	2007 | 08
Adam Cooke	1989
James Cooper	2003 | 04 | 05
Mike Coppess	1977 | 78 | 79
Pat Corcoran	1975 | 76
Mario "Moon" Cordero	2000 | 01
Vincent Cordova	2001 | 02 | 03
Othon Corona	2003 | 04
Matt Cova	2001 | 02 | 03 | 04
Steve Covelo	2009
Tracy Cowger	1977 | 78
Benny Craig	1997
Michael Cramer	1979 | 80
Jackson Creighton	2004
Tom Croal	1980 | 81
Luciano Cuevas	1995 | 96
Bill Culver	1982
Joe Cupo	1989
Seaton Curran	1994

D | D | D

Bret Dahlson	2011 | 12 | 13 | 14
Tim Daze	1969
Darrel Deak	1988 | 89 | 90 | 91
James Dean	1977 | 78
Bobby DeJardin	1986 | 87 | 88
Richard del Rio	1978
Chad Dembisky	1991
Sandor Demosthenes	1995 | 96 | 97 | 98
Dennis Desmond	1968 | 69 | 70
Nick Devian	2010 | 11 | 12
Vahe Devian	1981 | 82
Mark DiBenedetti	1980
Vince DiLeva	1994
Billy Dillon	1999
Brandon DiTolla	2003 | 04 | 05 | 06
Andy Diver	1996
Bernard Donahue	1930
Chris Donnels	1985 | 86 | 87
Tanner Donnels	2012 | 13 | 14
Maurice Donovan	1942
Joe Dottore	1970 | 71 | 72 | 73
Chris Doukakis	1979
Sean Dovel	2005 | 06 | 07 | 08
Randy Dowis	1969
Kyle Dozier	2014
Chad Dreier	1966 | 67 | 68 | 69
Steve Dueñas	2010 | 11 | 12 | 13
Will Dugoni	2007 | 08 | 09
Nathan Durham-Hammer	2001 | 02

Dean Jelmini was elected into the LMU Hall of Fame for his play in both baseball and football.

E | E | E

Wayne Eaton	1977
Randy Ebersberger	1981
David Edwards	2012 | 13 | 14
Chuck Eggert	1995 | 96
Bill Eller	1969 | 70
Todd Elliot	1986 | 87
Rick English	1980
Ollie Enos	2008 | 09
Ryan Erickson	2013 | 14
Xavier Esquivel	2007 | 08 | 09 | 10
Mitchell Esser	2012 | 13
Chris Eusebio	2008 | 09 | 10 | 11

F | F | F

Mark Farrell	1993 | 94 | 95 | 96
Eric Farris	2005 | 06 | 07
Blake Feaser	2004 | 05 | 06 | 07
Bob Feld	1968 | 69
Rolan Feld	1994
Brian Felten	1998 | 99 | 00 | 01
Brian Fenmore	1975 | 76
Patrick Ferguson	2005
Scott Ferguson	1979 | 80 | 81 | 82
Joe Ferrante	1969
Nathan Ferrari	1998 | 99
Greg Feuerborn	1998
T.J. Filicia	2008
Curt Fiore	1996 | 97 | 98 | 99
Brian Fitzgerald	1992 | 93 | 94
Lucas Fitzgerald	1996 | 97
Mike Fizzolio	1977 | 78 | 79
David Fletcher	2014
Matt Florer	2010 | 11 | 12 | 13
Robby Foster	1984 | 85
Matt Francis	1985
Jeff Frank	1974 | 75
Jeff Franklin	1974 | 75 | 76 | 77
Mike Franks	1980 | 81
Carl Fraticelli	1985 | 86 | 87 | 88
Joe Frazee	2002 | 03 | 04 | 05
Mike Freeman	1980 | 81
Carlos Fuentes	2013 | 14
Kevin Fujimoto	1996
Zac Fujimoto	2011 | 12 | 13
Evan Fujinaga	1998

G | G | G

Al Gad	1961 | 62 | 63 | 64
Charlie Galbraith	1999
Chaz Gallagher	2004
Kevin Garcia	2013 | 14
Nik Garcia	2006 | 07
Todd Gates	1990 | 91
Bob Gauci	1980 | 81
Vince Gaudi	1973 | 74
Trevor Gee	2009 | 10
Joe Gehley	1973 | 74 | 75 | 76
Mike Gehrlein	2000
Gary Gemberling	1983
Steven Gigli	2014
Alex Gillingham	2009 | 10 | 11
Tony Giunta	1968 | 69
Kevin Glomb	2011 | 12 | 13 | 14
Michael Glomb	2005 | 06 | 07 | 08
Jeff Goettsch	1986 | 87
Chris Gomez	1990 | 91
Alonzo Gonzalez	2011
Ed Goodwin	1968
Casey Gordon	2006
Gregory Gordon	1983
Matt Gorgolinski	2014
George Gospodinoff	1973 | 74 | 75 | 76
Mark Grafitti	1986 | 87 | 88 | 89
Tim Granich	1989
David Grant	1969 | 70 | 71 | 72
Paul Graves	1988 | 89 | 90 | 91
Ryan Graves	1993 | 94 | 95
Chris Gray	1998 | 99 | 00 | 01
Rex Grayner	1989
Bill Green	1981
Rob Green	1996 | 97
Aaron Griffin	2010 | 11 | 12 | 13
Justin Grijalva	2012 | 13
Matt Gruber	2001
John Guggiana	1979 | 80
Kevin Gustorf	1995 | 96 | 97 | 98
Alex Guthrie	2009 | 10 | 11 | 12
Raul Gutierrez	1996 | 97

H | H | H

George Haaland	2013
Erik Hakanen	1985 | 86
Bill Haluck	1972
Scott Halverstadt	1984 | 85
Shawn Hammett	1992 | 93 | 94 | 95
Trent Hammond	2014
Damon Hamura	1992 | 93
John Hans	1980 | 81 | 82
Scott Harkin	2012
Nick Harlambakis	1998 | 99
Steve Harris	1977 | 78 | 79
Ryan Hawthorne	2009 | 10 | 11 | 12
Gus Hein	1984 | 85
Tom Henderson	1973 | 74 | 75 | 76
Joseph Hendricks	2002
Dan Henry	1975 | 76
Art Herbig	1997
Mark Hermes	1970
Kevin Hernandez	2007
Elvis Herrera	2004 | 05 | 06 | 07
Jonathan Higashi	2001 | 02 | 03 | 04
J.R. Higley	2007
Collin Hinds	1992 | 93 | 94
Robert Hirsh	1998 | 99 | 00 | 01
Bill Hodge	1968 | 69 | 70 | 71
Ron Hodges	1985
Leo Hoffman	1930
Jim Holleran	1983 | 84 | 85 | 86
Kevin Hook	1998
Ikaika Hoopii	1993 | 94 | 95 | 96

Alex Guthrie was a three-time Academic All-Conference selection at LMU.

Mark Horak	1978 | 79
Brandon Horth	2012 | 13 | 14
Reid Hoshide	1998 | 99 | 00
Carl Hovland	1939
Marc Howard	1990 | 91
Kyle Huddy	2002 | 03 | 04 | 05
Jason Hueth	1994 | 95 | 96 | 97
Bobby Hughes	1990
Jack Hughes	1968
Jim Hurzeler	1993
Mike Hymes	2000

I | I | I

Jesse Ibarra	1992 | 93 | 94
Rob Ickes	1990 | 91 | 92
Nick Infantino	1977
Brian Intlekofer	1994 | 95 | 96
Chris Intlekofer	1990,92 | 93
Chris Ipsen	1984 | 85
Andrew Irvine	2008 | 09
Bill Islava	1977

J | J | J

Jimmy Jack	2014
Marc Jannone	1997
Dean Jelmini	1970 | 71 | 72 | 73
Kevin Jenson	2002 | 04
Erik Johnson	2006
Jonathan Johnson	2008 | 09 | 10 | 11
Lucas Johnson	2002
Paul Joncich	1982 | 83
David Jones	1976 | 77 | 78 | 79
Mike Jones	1987 | 88
Tracy Jones	1980 | 81 | 82
Frank Judge	1972 | 73 | 74 | 75
Lance Junker	1980

Jim McAnany was a two-time All-Conference selection and a member of the 1986 CWS team.

K | K | K

Stephen Kahn	2003 | 04 | 05
Jeff Kambak	1980 | 81 | 82 | 83
Pat Kane	1961 | 62 | 63 | 64
John Karagozian	1933
Nathan Keadle	2005 | 06 | 07 | 08
Jim Keating	1971 | 72 | 73
Kevin Keenan	1976
Steve Keller	1968 | 69
Phil Kelly	1969
Roger Kelly	1939
Ty Kelly	2007
Kevin Kennedy	2011 | 12 | 13 | 14
Mike Kenney	2006 | 07 | 08
Jim Kerker	1968 | 69
Bob Kerslake	1955 | 56 | 57 | 58
Jeff Kimbro	1984
RJ Kirkland	1991 | 92
Matt Knickrehm	1975 | 76
Tyler Knight	2014
Brady Koch	2001 | 02 | 03 | 04
Matt Koch	2008 | 09 | 10 | 11
Kerry Konrady	1995 | 96 | 97
Tony Kounas	1990
Donny Kretschmar	1985
John Krickl	1976 | 77 | 78 | 79

L | L | L

Scott LaFountaine	1998, 2000 | 01
John Lally	2009 | 10 | 11 | 12
Mike Lambert	1978
Reggie Lambert	1984 | 85
A.J. LaMonda	2004 | 05 | 06 | 08
Jeremy LaMell	2007
Jay Larson	1977 | 78
Tim Layana	1983 | 84 | 85 | 86
Pat Leaver	1974 | 75 | 76
Dan LeBouf	1975 | 76 | 77 | 78
Jason Lefkowitz	2005 | 06
Brian Leighton	1983 | 84
Paul Lemire	1993 | 94
Tom Lewinski	1984 | 85 | 86
Larry Lewis	1979
Joel Licon	2010
Chad Lindholm	2000 | 01
Stu Livingstone	1975 | 76
John Lizarraga	1982
Billy Lockin	2001 | 02 | 03 | 04
Mike Logelin	1968 | 69 | 70
Dave Long	1974 | 75 | 76
Gabe Lopez	1999
Nicholas Lovato	2002
Kevin Lovingier	1991
Michael Lowe	2008 | 09
Russell Lowell	2008
Matt Lowenstein	2010 | 11 | 12 | 13
Terrell Lowery	1991
Ken Lund	1983 | 84 | 85
Todd Lundwall	2002 | 03
Andy Lynch	1984

M | M | M

Mike MacGillivray	2009 | 10
Daniel Macias	2004 | 05 | 06 | 07
Mark Madsen	1998 | 99 | 00
David Maffei	1999 | 00 | 01
Jamie Mah	2003 | 04 | 05
Cullen Mahoney	2012 | 13
Scott Malpasuto	1982 | 83
Reuben Mandaloniz	1991 | 92
Mark Margis	1981
Matt Marks	1991 | 92
Ed Marquez	1996 | 97
Ernie Martin	1972 | 73 | 74 | 75
Oscar Martinez	1996 | 97 | 98
Jon Mason	1981 | 82
John Mastandrea	1992 | 93 | 94 | 95
Marion Mauch	1999 | 00 | 01
Vince Mauch	1971 | 72 | 73
Jim McAnany	1984 | 85 | 86 | 87
Jordan McClintick	2009 | 10
Mike McClure	1968 | 69 | 70
Kyle McCormick	2006
Chad McDonald	1991
Tim McDonald	1968 | 69 | 70 | 71
Tom McDonald	1971 | 72 | 73 | 74
Clint McGill	2004
Patrick McGrath	2013 | 14
Sean McIntyre	2010 | 11 | 12 | 13
Mike McNary	1988 | 89 | 90
Jim McNaught	1971 | 72 | 73 | 74
Rick Meaglia	1975 | 76
Kirk Mears	1987 | 88
Rick Mediavilla	1990 | 91
Trevor Megill	2012 | 13 | 14
Michael Mellas	1987
Brett Mendoza	2006 | 07 | 08 | 09
Warren Messina	1978 | 79
Carl Meyer	1969
Brad Meyers	2005 | 06 | 07
Greg Meyers	2008 | 09 | 10
Paul Mikos	1963 | 64 | 65 | 66
Ed Milich	1968
Austin Miller	2014
Chris Miller	1992
DeAndre Miller	2006 | 07
Kevin Milligan	1991
Kayzell Milton	2000 | 01
Jacob Minter	1998 | 99
Eric Minzenberg	1982
Marc Mirizzi	1994 | 95
Case Miyahira	2009 | 10
Kalalea Montgomery	1996 | 97
Hector Moreno	1997
Marty Morris	1968 | 69 | 70
Joshua Muecke	2001 | 02 | 03
Pat Mullen	1961 | 62 | 63 | 64
Matt Muller	1994 | 95 | 96 | 97
Marty Mullins	2007
Mike Muno	1983 | 84
Kyle Mura	2003 | 04 | 05 | 06
Kevin Murphy	1984
Joe Murray	2014
Steve Myhre	1993

N | N | N

Greg Nagy	2005 | 06
Mahoe Nakanelua	1996 | 97
Steve Napoli	1968
Anthony Napolitano	1991 | 92 | 93 | 94
Ben Navarrette	1968 | 69 | 70 | 71
Mike Navratil	1999
Scott Neill	1987 | 88
Ray Nettling	2009
Adrian Nevarez	2003 | 04 | 05 | 06
Chad Nichols	1990 | 91 | 92
Kelly Nicholson	1979 | 80 | 81 | 82
Russ Noah	1971 | 72 | 73
Bob Noson	1992
Matt Nutter	1983 | 84

O | O | O

Kevin Obergfell	1990
Kevin O'Brien	1979
Jim O'Donnell	1976 | 77
Dennis O'Flaherty	1951 | 52 | 53 | 54
Jim O'Keefe	1961 | 62 | 63 | 64
Chad Ohira	1995 | 96 | 97 | 98
Paul Okuda	1975
Tim Olivarez	1978
Jonathan Oller	2002 | 03 | 04 | 05
Scott O'Neil	1981
Vince O'Neill	1972 | 73 | 74
Jaime Ornelas	2000
Pete Oswald	2000 | 01
Ryan Ott	1993 | 94
Craig Owens	1982
Erik Owenson	2014

P | P | P

Mark Paredes	1974 | 75
Tony Parent	1970
Bryan Paul	1991 | 92
Bruce Pawlowski	1968 | 69 | 70
Jeff Payetta	1982 | 83
Mike Paz	1983
Tim Peabody	2014
Gerardo Perez	1991 | 92
Tommy Perez	1999 | 00 | 01 | 02
Drew Peruzzi	1986 | 87
Mike Peters	1992 | 93 | 94 | 95
Chris Pettit	2003 | 04 | 05 | 06
Paul Pettit	1971 | 72
Ron Pirayoff	1997
Colton Plaia	2010 | 11 | 12 | 13
Matt Plugge	1992 | 93 | 94 | 95
Joe Polanski	1981 | 82 | 83
Steve Polk	1985 | 86
Chris Possemato	1989
Les Powers	1931 | 32 | 33
Andy Preston	2008
Willie Price	1968 | 69 | 70 | 71

Q | Q | Q

Will Quaglieri	2003 | 04
Brian Quinn	1959 | 60 | 61 | 62

Matt Riordan was a three-time All-WCC selection and the 1997 WCC Freshman of the Year.

R | R | R

Leland Ratleff	1978 | 79
Kyle Raubinger	2012
Henley Regisford	1989 | 90 | 91
Jeff Reavis	1982
Herman Reich	1936 | 37 | 38 | 39
Eric Reinholtz	1986 | 87
Jim Reutz	1968
Erik Reyes	2003 | 04 | 05
Ross Richardson	1992 | 93 | 94
Errect Ridley	1976 | 77
Matt Riordan	1997 | 98 | 99
Paul Ritchie	1990 | 91 | 92
James Rivero	2001 | 02
Lee Roberts	2006 | 07 | 08 | 09
David Rodriguez	1970
John Rodriguez	1987 | 88
Shon Roe	2009 | 10 | 11 | 12
Tony Rosado	2010
Vin Rover	1980 | 81 | 82
Mike Rowland	2011
Rick Ruffinelli	1968
Joe Ruhoff	1970
Kevin Ruiz	1975 | 76
Marty Rupnik	1981
Mitch Russell	2013 | 14
Ron Russo	1961 | 62 | 63 | 64
Ezequiel Ruvalcaba	2003 | 04 | 05 | 06 | 07
Joe Ruzich	1971 | 72
Dan Ryan	1970 | 71 | 72 | 73
Jim Ryan	1961 | 62 | 63 | 64
Marty Ryan	1977 | 78

S | S | S

Alex Sachs	2010
Dennis Sandoval	1975
Anthony Santana	2001 | 02 | 03 | 04 | 05
Eddie Saroyan	2010
Frank Sarver	1990
Scott Sarver	2002
Brice Savage	2013 | 14
Tom Scarlett	1969 | 70 | 71 | 72
Brian Schackelford	1994
John Schietelbein	1989
Dan Schultz	1980
Michael Schultz	1998 | 99 | 00
Skip Schumaker	1999
Darryl Scott	1987 | 88 | 89 | 90
Mike Seal	1992 | 93 | 94
Dave Sehnem	1969 | 70 | 71 | 72
Bob Seus	1978 | 79 | 80
Dan Seus	1980
Mark Sewald	1980 | 81 | 82
Terry Seward	1988
Tillie Shafer	1906
Evan Shahak	2004 | 05
Rick Sharp	1984
Dave Sharrer	1994 | 95
Michael Shearer	1980
Bob Sheldon	1969 | 70 | 71 | 72
Taylor Shoop	2007
Mike Sieber	1982 | 83
Joe Silva	2001 | 02 | 03
Michael Silva	2013 | 14
Enoch Simmons	1986 | 87 | 88
Frank Simoncini	1982 | 83
Evan Simonitsch	2009 | 10 | 11
Mark Skelly	1983 | 84
Ken Slagle	1977 | 78
Greg Slate	1981 | 82
Jacob Smigelski	2011
Matt Smith	1989
Sean Smith	2002 | 03
Fred Snodgrass	1906 | 07
Angelo Songco	2007 | 08 | 09
Greg Soper	1984
Anthony Soto	2003 | 04 | 05 | 06 | 07
Clay Sowder	1992
Don Sparks	1987 | 88
Chris Spears	1989 | 90 | 91
Pete Spiekerman	1989
Kyle Spraker	2008 | 09
Jim St. Hilaire	1970
Tim Stagich	1969
Jeff Stevens	2003 | 04 | 05
Carl Stoeber	2001 | 02 | 03
Mark Stomp	1986
Jerry Stone	1971 | 72 | 73
Scott Stout	1981 | 82
John Straits	1993
William Strickland	1968 | 69 | 70 | 71
Dylan Sugar	1996 | 97
Darren Sugiyama	1990 | 91 | 92 | 93
Albie Sukut	1994 | 95
Joe Sulentor	1996 | 97 | 98 | 99
Pat Sullivan	1985
Joe Summers	1988
Steve Surico	1987 | 88 | 89 | 90
John Swanson	1980 | 81

T | T | T

Brad Takamori	2002 | 03
Travis Tarchione	1986 | 87 | 88 | 89
Nick Tatro	1992
Tony Taylor	1983 | 84
Tony Tellers	1972
Joe Tereschuk	1968 | 69 | 70
Joe Testa	1988 | 89 | 90 | 91
Mike Testa	1987 | 88 | 89
John Tewhill	2010
Bob Thomason	1979 | 80
Dan Thompson	1978
Bill Thorney	1982 | 83 | 84
Mark Tillman	1988 | 89 | 90 | 91
Chris Toomey	1996
Roberto Torres	2006
Billy Traber	1998 | 99 | 00
Cole Trezek	2013 | 14
Rich Tricarico	1986 | 88 | 89
Nick Truhan	2010 | 11 | 12
Todd Tsujimura	1981 | 82
Ron Tuck	1980
James Tunney	1928
Brian Turang	1988 | 89
Fred Tuttle	1986 | 87

U | U | U

Brian Urata	1977 | 78

V | V | V

Arman Valenzuela	2011
Kevin Van De Brake	1989 | 90
Rodger Vandenbroek	1980 | 81
Dave Van Winkle	1986 | 87
Mark Veronda	1995 | 96 | 97
Joe Vierra	2008 | 09 | 10 | 11
Martin Viramontes	2008 | 09 | 10 | 11
Rod Volk	1971 | 72 | 73 | 74
Walt Von Huene	1968 | 69 | 70 | 71

W | W | W

Randy Waite	2002 | 03
Dan Walgren	1984 | 85 | 86 | 87
Brian Walker	1989 | 90
Jeff Walker	2000 | 01
Greg Wall	1987 | 88 | 89 | 90
Scott Walter	1998 | 99 | 00
Jim Warner	1986
Colin Welmon	2012 | 13 | 14
Ed Wheeler	1934 | 35 | 36 | 37 | 38 | 39
Jason Wheeler	2009 | 10 | 11
Ryan Wheeler	2007 | 08 | 09
Matt White	2003 | 04 | 05
Phil White	1990
Joshua Whitesell	2001 | 02 | 03
Mike Whitt	1983 | 84 | 85
Walter Whittington	1950s
Chris Wibberley	1971 | 73 | 74
Michael Wilhite	2002
Joe Wilhoit	1904 | 05
Rick Wilkerson	1979 | 80
Tom Wilkinson	1968 | 69
Jon Willard	1989 | 90 | 91
Brett Williams	2008
Danny Williams	1969
Tim Williams	1988 | 89 | 90 | 91
Brian Wilson	2006 | 07
C.J. Wilson	2001
Ian Wilson	1998 | 99 | 00
Travis Wilson	1993 | 94 | 95 | 96
Joe Wortmann	1977 | 78
Patrick Wuebben	1994

Y | Y | Y

Corey Yamamoto	2002
Caleb Yamanaka	1993 | 94
Todd Yasin	1975 | 76 | 77 | 78
Anthony Yoshinaga	2012
Marty Young	1998
Naoi Yuen	1992 | 93 | 94
Ryan Yurek	2003

Z | Z | Z

Kris Zacuto	1999 | 00 | 01 | 02
Joe Zeller	2007
Leo Zofrea	1972
Ron Zuber	1981 | 82 | 83

All-time roster is a work-in-progress, and some listings are incomplete. If you have additions or corrections, please help by emailing them to tgeivett@lmu.edu.

ALL-TIME HONORS

Scott Walter was one of two Lions to earn All-American honors in 2000.

Jeff Stevens was a member of Team USA in 2007 and 2008.

Anthony Napolitano was a second team Academic All-American selection in 1994.

ALL-AMERICA

1973	Russ Noah, first team (SN)
1973	Jerry Stone, first team (CB)
1985	Billy Bean, honorable mention (CB)
1986	Tim Layana, second team (BA, ABCA)
1986	Chris Donnels, second team (ABCA)
1986	Billy Bean, second team (ABCA)
1987	Chris Donnels, third team (ABCA)
1989	Miah Bradbury, third team (BA)
1991	Joe Ciccarella, second team (BA), third team (CB)
1998	Michael Schultz, third team (NCBWA)
1999	Curt Fiore, third team (NCBWA)
1999	Billy Traber, first team (CB), honorable mention (NCBWA)
2000	Billy Traber, second team (CB)
2000	Scott Walter, third team (CB)
2002	Billy Lockin, first team (JSR)
2004	Billy Lockin, first team (JSR)

FRESHMAN ALL-AMERICA

1985	Chris Donnels, honorable mention (BA)
1989	Joe Ciccarella, second team (CB)
1990	Chris Gomez, first team (CB), second team (BA)
1990	Bobby Hughes, second team (BA)
1992	Mike Seal, honorable mention (CB)
1994	Marc Mirizzi, first team (CB)
1996	Curt Fiore, first team (CB)
1998	Scott Walter, first team (BA, CB)
1998	Ryan Beaver, honorable mention (CB)
1998	Michael Schultz, first team (CB)
2002	Sean Smith, first team (CB)
2002	Joe Frazee, honorable mention (CB)
2007	Angelo Songco (CB)
2010	Matt Lowenstein (CB), second team (PING)
2014	David Fletcher (CB, NCBWA) second team (BA)
2014	Austin Miller (BA, CB, NCBWA)

TEAM USA MEMBERS

1990	Joe Ciccarella
1990	Chris Gomez
1991	Chris Gomez
2000	Coach Frank Cruz
2004	Coach Frank Cruz
2004	Stephen Kahn
2007	Jeff Stevens
2008	Jeff Stevens
2012	Coach Jason Gill
2012	Colton Plaia

GTE ACADEMIC ALL-AMERICA

1973	Dean Jelmini, first team
1994	Anthony Napolitano, second team
1996	Sandor Demosthenes, third team

ACADEMIC ALL-DISTRICT

1993	Anthony Napolitano
1994	Anthony Napolitano
1996	Sandor Demosthenes
2009	Ryan Wheeler

ACADEMIC ALL-CONFERENCE

1991	Paul Graves
1991	Rick Mediavilla
1992	Anthony Napolitano
1992	Paul Ritchie
1993	Anthony Napolitano
1994	Anthony Napolitano
1995	John Mastandrea
1996	Sandor Demosthenes
1996	Mark Farrell
1997	Sandor Demosthenes
1998	Sandor Demosthenes
2000	Mike Hymes
2007	Nate Keadle
2008	Michael Glomb
2008	Ryan Wheeler
2009	T.J. Bernardy
2009	Ernie Cho
2009	Will Dugoni
2009	Ollie Enos
2009	Ryan Wheeler
2010	Alex Gillingham
2010	Alex Guthrie
2010	Jason Wheeler
2011	Zac Fujimoto
2011	Aaron Griffin
2011	Alex Guthrie
2011	Evan Simonitsch, honorable mention
2012	Zac Fujimoto
2012	Aaron Griffin
2012	Alex Guthrie
2013	Zac Fujimoto
2013	Brandon Horth
2013	Cullen Mahoney
2014	Brandon Horth

ALL-DISTRICT VIII

1969	Mike Logelin, first team
1971	Mike Logelin, first team
1971	Bob Sheldon, first team
1972	Russ Noah, first team
1972	Bob Sheldon, first team
1973	Dean Jelmini, first team
1973	Russ Noah, first team
1973	Jerry Stone, first team
1976	Pat Corcoran, first team
1976	Dan Henry, first team
1977	Tracy Cowger, first team
1977	Mike Fizzolio, first team
1985	Billy Bean, first team
1986	Billy Bean, first team
1986	Chris Donnels, first team
1986	Tim Layana, first team
1986	Carl Fraticelli, second team
1987	Chris Donnels, first team
1990	Rick Mediavilla, first team
1990	Miah Bradbury, second team
1990	Tony Kounas, second team
1990	Darryl Scott, second team
1991	Joe Caruso, second team
1991	Joe Ciccarella, second team

ALL-WEST REGION

1998	Michael Schultz, first team
2000	Anthony Angel, first team
2014	David Fletcher, second team

WCC PLAYER OF THE YEAR

1973	Russ Noah
1986	Chris Donnels
1990	Miah Bradbury
1991	Joe Ciccarella
1998	Scott Walter
2000	Anthony Angel

Stephen Kahn was the 2004 WCC Pitcher of the Year - the fourth LMU pitcher named to the award.

David Fletcher was a Freshman All-American and an All-West Region pick in 2014.

Colton Plaia was the first Lion to earn West Coast Conference Defensive Player of the Year.

WCC PITCHER OF THE YEAR

1986	Tim Layana
1998	Michael Schultz
2000	Billy Traber
2004	Stephen Kahn

WCC DEFENSIVE PLAYER OF THE YEAR

2013	Colton Plaia
2014	David Fletcher

WCC FRESHMAN OF THE YEAR

1985	Chris Donnels
1989	Joe Ciccarella
1990	Chris Gomez
1997	Matt Riordan
1998	Michael Schultz
1998	Scott Walter
2002	Sean Smith
2007	Angelo Songco
2010	Matt Lowenstein
2014	Austin Miller

WCC COACH OF THE YEAR

1973	Marv Wood
1986	Dave Snow
1990	Chris Smith
1998	Frank Cruz
2000	Frank Cruz
2004	Frank Cruz

WCC ALL-FRESHMAN

2006	Lee Roberts
2007	Angelo Songco
2009	Ryan Hawthorne
2009	Shon Roe
2010	Matt Lowenstein
2012	Trevor Megill
2012	Colin Welmon
2014	Ted Boeke
2014	David Fletcher
2014	Austin Miller

ALL-CONFERENCE

1969	Jim Kerker, first team
1969	Mike Logelin, first team
1970	Bill Eller, first team
1970	Dan Garrett, first team
1971	Tim McDonald, first team
1972	Russ Noah, first team
1972	Bob Sheldon, first team
1973	Dean Jelmini, first team
1973	Russ Noah, first team
1973	Jerry Stone, first team
1973	Rod Volk, first team
1976	Drew Bentz, first team
1976	Pat Corcoran, first team
1976	Dan Henry, first team
1977	Tracy Cowger, first team
1977	Mike Fizzolio, first team
1978	Bob Branchetti, first team
1978	Tracy Cowger, first team
1978	David Jones, first team
1979	Mike Cramer, first team
1980	Bob Gauci, first team
1981	Tracy Jones, first team
1981	John Swanson, first team
1982	Tracy Jones, first team
1982	Scott Stout, first team
1983	Jeff Payetta, first team
1985	Billy Bean, first team
1985	Chris Donnels, first team
1985	Reggie Lambert, first team
1986	Billy Bean, first team
1986	Chris Donnels, first team
1986	Carl Fraticelli, first team
1986	Jim Holleran, first team
1986	Tim Layana, first team
1986	Jim McAnany, first team
1986	Steve Polk, first team
1987	Bobby DeJardin, first team
1987	Chris Donnels, first team
1987	Jim McAnany, second team
1987	Travis Tarchione, second team
1987	Fred Tuttle, second team
1988	Miah Bradbury, first team
1988	Carl Fraticelli, first team
1988	Don Sparks, first team
1988	Brian Turang, first team
1988	Darryl Scott, second team
1988	Travis Tarchione, second team
1989	Miah Bradbury, first team
1989	Kalani Bush, first team
1989	Greg Wall, first team
1989	Rick Allen, second team
1989	Mike McNary, second team
1989	Travis Tarchione, second team
1990	Miah Bradbury, first team
1990	Tony Kounas, first team
1990	Rick Mediavilla, first team
1990	Darryl Scott, first team
1990	Kevin Van De Brake, first team
1990	Jon Willard, first team
1990	Joe Ciccarella, second team
1990	Chris Gomez, second team
1991	Joe Caruso, first team
1991	Joe Ciccarella, first team
1991	Darrel Deak, first team
1991	Chris Gomez, first team
1991	Rick Mediavilla, first team
1991	Gerardo Perez, first team
1991	Chad Dembisky, second team
1991	Mark Tillman, second team
1991	Terrell Lowery, honorable mention
1991	Joe Testa, honorable mention
1991	Jon Willard, honorable mention
1992	Anthony Napolitano, first team
1992	Shane Bowers, second team
1992	Mike Seal, second team
1992	Darren Sugiyama, second team
1992	Greg Carl, honorable mention
1992	Rob Ickes, honorable mention
1992	Matt Marks, honorable mention
1992	Chad Nichols, honorable mention
1992	Gerardo Perez, honorable mention
1993	Jesse Ibarra, first team
1993	Anthony Napolitano, first team
1993	Mike Peters, first team
1993	Andy Biaggi, honorable mention
1993	Shane Bowers, honorable mention
1993	Jeff Ciccarella, honorable mention
1993	Ryan Graves, honorable mention
1993	Shawn Hammett, honorable mention
1993	Mike Seal, honorable mention
1994	Marc Mirizzi, first team
1994	Anthony Napolitano, first team
1994	Ryan Graves, second team
1994	Jesse Ibarra, second team
1994	Greg Bergeron, honorable mention
1994	Jason Hueth, honorable mention
1994	Mike Peters, honorable mention
1994	Mike Seal, honorable mention
1995	Andy Collett, first team
1995	Ikaika Hoopii, second team
1995	Jason Hueth, second team
1995	Marc Mirizzi, second team
1995	Mike Peters, second team
1995	Shawn Hammett, honorable mention
1996	Curt Fiore, first team
1996	Ikaika Hoopii, first team
1996	Travis Wilson, first team
1996	Sandor Demosthenes, second team
1996	Jason Hueth, honorable mention
1996	Kalalea Montgomery, honorable mention
1996	Chad Ohira, honorable mention
1996	Mark Veronda, honorable mention
1997	Matt Riordan, first team
1997	Joe Sulentor, first team
1997	Mark Veronda, first team
1997	Ben Bonilla, honorable mention

Frank Cruz was named WCC Coach of the Year three times in his 12-year career at LMU.

Joe Frazee garnered All-WCC honors in all four years of competition at LMU.

Angelo Songco was the WCC Freshman of the Year in 2007.

1997	Benny Craig, honorable mention
1997	Dylan Sugar, honorable mention
1998	Anthony Angel, first team
1998	Kevin Hook, first team
1998	Michael Schultz, first team
1998	Joe Sulentor, first team
1998	Scott Walter, first team
1998	Matt Riordan, second team
1998	Ryan Beaver, honorable mention
1998	Brian Felten, honorable mention
1999	Anthony Angel, first team
1999	Billy Traber, first team
1999	Curt Fiore, second team
1999	Matt Riordan, second team
1999	Scott Walter, second team
1999	Ben Bonilla, honorable mention
1999	Tommy Perez, honorable mention
2000	Anthony Angel, first team
2000	Jason Aspito, first team
2000	Billy Traber, first team
2000	Scott Walter, first team
2000	Kris Zacuto, first team
2000	Ben Bonilla, second team
2000	Jeff Walker, second team
2001	Kris Zacuto, first team
2002	Billy Lockin, first team
2002	Sean Smith, first team
2002	Tommy Perez, second team
2002	Joe Frazee, second team
2002	Jonathan Higashi, honorable mention
2002	Vincent Cordova, honorable mention
2003	Jonathan Higashi, first team
2003	Jon Oller, second team
2003	Joshua Whitesell, second team
2003	Billy Lockin, honorable mention
2003	Joe Frazee, honorable mention
2004	Stephen Kahn, first team
2004	Jeff Stevens, second team
2004	Clint McGill, second team
2004	Joe Frazee, second team
2004	James Cooper, honorable mention
2004	Kyle Mura, honorable mention
2004	Jonathan Higashi, honorable mention
2004	Billy Lockin, honorable mention
2005	Chris Pettit, first team
2005	Jeff Stevens, second team
2005	Eric Farris, second team
2005	James Cooper, second team
2005	Sean Dovel, honorable mention
2005	Joe Frazee, honorable mention
2005	Evan Shahak, honorable mention
2006	Erik Johnson, first team
2006	Brad Meyers, second team
2006	Sean Dovel, honorable mention
2006	Eric Farris, honorable mention
2006	Casey Gordon, honorable mention
2006	Daniel Macias, honorable mention
2007	Brad Meyers, first team
2007	Angelo Songco, first team
2007	Eric Farris, honorable mention
2007	DeAndre Miller, honorable mention
2008	Angelo Songco, first team
2008	Ryan Wheeler, first team
2008	A.J. LaMonda, honorable mention
2009	Jonathan Johnson, first team
2009	Lee Roberts, first team
2009	Ryan Wheeler, first team
2009	T.J. Bernardy, honorable mention
2009	Ryan Hawthorne, honorable mention
2009	Shon Roe, honorable mention
2009	Kyle Spraker, honorable mention
2010	Ryan Hawthorne, first team
2010	Chris Eusebio, honorable mention
2010	Matt Lowenstein, honorable mention
2011	Alex Gillingham, first team
2011	Matt Koch, first team
2011	Aaron Griffin, honorable mention
2011	Matt Lowenstein, honorable mention
2011	Joe Vierra, honorable mention
2012	Matt Lowenstein, first team
2012	Colton Plaia, first team
2012	Zac Fujimoto, honorable mention
2012	Alex Guthrie, honorable mention
2012	Trevor Megill, honorable mention
2013	Aaron Griffin, first team
2013	Colton Plaia, first team
2013	Colin Welmon, first team
2013	David Edwards, honorable mention
2013	Zac Fujimoto, honorable mention
2013	Cullen Mahoney, honorable mention
2013	Patrick McGrath, honorable mention
2014	Bret Dahlson, first team
2014	David Fletcher, first team
2014	Austin Miller, first team
2014	Colin Welmon, first team
2014	Ted Boeke, honorable mention

LEGEND

BA	Baseball America
NCBWA	National Collegiate Baseball Writers' Association
ABCA	American Baseball Coaches' Assoc.
CB	Collegiate Baseball
SN	Sporting News
JSR	Jewish Sports Review
PING	Ping! Baseball

YEAR-BY-YEAR RESULTS

LMU BASEBALL SINCE 1968

Year	Head Coach	Overall	Conference
1968	Al Gad	23-17	11-9 (4th) *
1969	Al Gad	28-20	10-10 (T-4th) *
1970	Marv Wood	25-19	13-8 (2nd) *
1971	Marv Wood	21-21	12-8 (3rd) *
1972	Marv Wood	25-29	8-10 (T-4th) *
1973	Marv Wood	30-24	14-4 (1st) *
1974	Marv Wood	19-32	8-10 (T-4th) *
1975	Marv Wood	25-31	8-8 (4th) *
1976	Marv Wood	27-23	14-4 (2nd) *
1977	Marv Wood	20-33	10-14 (5th) #
1978	Marv Wood	29-24-1	16-11-1 (3rd) #
1979	Marv Wood	29-34	12-16 (5th) #
1980	Marv Wood	26-39	8-20 (7th) #
1981	Marv Wood	32-29	16-11 (T-2nd) #
1982	Marv Wood	29-34	12-16 (5th) #
1983	Marv Wood	11-41	5-23 (T-7th) #
1984	Marv Wood	23-38	10-18 (7th) #
1985	Dave Snow	27-28	12-12 (4th) *
1986	Dave Snow	50-15	19-5 (T-1st) *
1987	Dave Snow	36-21-1	10-12-1 (4th) *
1988	Dave Snow	48-18	18-6 (3rd) *
1989	Chris Smith	39-24-1	18-5 (2nd) !
1990	Chris Smith	45-17	25-9 (1st) !
1991	Chris Smith	38-22	25-11 (2nd) !
1992	Jody Robinson	16-36	10-16 (5th) !
1993	Jody Robinson	23-33	14-16 (4th) !
1994	Jody Robinson	26-31	13-17 (T-4th) !
1995	Jody Robinson	22-33	12-17 (4th) !
1996	Jody Robinson	5-55	4-24 (8th) !
1997	Frank Cruz	21-39	11-17 (6th) !
1998	Frank Cruz	34-23-1	21-8 (1st) !
1999	Frank Cruz	33-28	18-12 (1st) @
2000	Frank Cruz	40-19	22-8 (1st) @
2001	Frank Cruz	21-37	8-22 (4th) @
2002	Frank Cruz	22-34	15-15 (3rd) ^
2003	Frank Cruz	26-30	13-17 (3rd) ^
2004	Frank Cruz	32-22-1	20-7 (1st) @
2005	Frank Cruz	31-27	18-12 (1st) @
2006	Frank Cruz	24-32	11-10 (4th) !
2007	Frank Cruz	22-33-1	9-12 (T-4th) !
2008	Frank Cruz	23-32	7-14 (7th) !
2009	Jason Gill	30-29	13-8 (2nd) !
2010	Jason Gill	23-33	5-16 (8th) !
2011	Jason Gill	30-25	11-10 (T-3rd) !
2012	Jason Gill	27-27	14-10 (T-3rd) !
2013	Jason Gill	24-27	12-12 (6th) !
2014	Jason Gill	32-24	17-10 (T-2nd) !
Totals	**47 Seasons**	**1,292-1,342-6**	**612-570-2**

* West Coast Athletic Conference
\# Southern California Baseball Association
! West Coast Conference
@ West Coast Conference - Coast Division
^ West Coast Conference - West Division

BREAKDOWN BY CONFERENCE

Name	Seasons	Overall	Conference
WCAC	13 Seasons	384-298-1	157-106-1
SCBA	8 Seasons	199-272-1	89-129-1
WCC	19 Seasons	504-575-3	252-242
WCC-C	5 Seasons	157-133-1	86-61
WCC-W	2 Seasons	48-64	28-32

1968
23-17, 11-9 | WCAC (4th)
Head Coach Al Gad

1969
28-20, 10-10 | WCAC (T-4th)
Head Coach Al Gad

1970
25-19, 13-8 | WCAC (2nd)
Head Coach Marv Wood

2/16	at Cal Poly Pomona	W	7-1
2/17	Valley State	L	4-6
2/21	at UC Santa Barbara	W	5-1
2/21	at UC Santa Barbara	W	5-4
2/23	LaVerne	W	4-1
2/24	Cal State Fullerton	W	9-4
2/27	at USC	L	4-8
3/3	UC Santa Barbara	W	4-2
	Long Beach State	L	1-5
3/6	at UCLA	L	3-4
3/9	Cal Poly Pomona	L	5-6
3/13	at San Diego Marines	L	2-3
3/14	at San Diego	L	2-3
	Long Beach State	L	6-8
3/20	at Santa Clara *	W	7-5
3/20	at Santa Clara *	L	10-11
3/21	at Santa Clara *	L	1-3
3/25	at UCLA	W	10-9
3/27	UCLA	W	12-4
3/28	San Diego	L	3-9
3/28	San Diego	W	5-2
3/31	at Cal State Los Angeles	L	3-4
4/3	at Nevada *	W	8-5
4/4	at Nevada *	L	3-4
4/4	at Nevada *	W	3-1
4/7	at Long Beach State	L	3-8
4/10	Saint Mary's *	W	5-2
4/11	Saint Mary's *	W	5-2
4/11	Saint Mary's *	W	21-0
4/14	at Valley State	W	8-5
4/17	at San Francisco *	L	6-8
4/18	at San Francisco *	L	5-6
4/18	at San Francisco *	W	5-0
4/21	at Cal State Fullerton	W	13-7
4/24	Pacific *	L	8-11
4/25	Pacific *	W	6-4
4/25	Pacific *	W	11-4
4/28	Cal State Los Angeles	W	6-4
5/1	UNLV *	L	1-3
5/2	UNLV *	W	17-4
5/2	UNLV *	W	6-5
5/8	Pepperdine *	W	5-3
5/9	at Pepperdine *	W	6-2
5/9	at Pepperdine *	L	4-6

* West Coast Athletic Conference Game

1971
21-21, 12-8 | WCAC (3rd)
Head Coach Marv Wood

2/19	at Valley State	L	2-3
2/20	at UC Santa Barbara	L	4-5
2/20	at UC Santa Barbara	W	3-1
2/23	at Long Beach State	L	1-2
2/24	Valley State	W	10-8
2/27	UC Santa Barbara	W	4-1
2/27	UC Santa Barbara	W	8-7
3/2	Long Beach State	L	3-4
3/5	UCLA	W	8-7
3/8	at Arizona State	L	2-20
3/9	at Arizona State	L	1-4
3/13	at USC	L	0-3
3/13	at USC	L	2-8
3/19	at Pepperdine *	W	9-6
3/20	Pepperdine *	W	4-1
3/20	Pepperdine *	L	1-2
3/28	San Diego	L	0-6
3/30	Cal State Los Angeles	W	6-4
4/2	Nevada *	W	19-1
4/3	Nevada *	W	7-3
4/3	Nevada *	W	8-2
4/5	Cal Poly Pomona	L	4-6
4/12	at Cal Poly Pomona	W	6-4
4/13	Chapman	W	10-4
4/16	at Saint Mary's *	W	12-4
4/17	at Saint Mary's *	L	1-4
4/17	at Saint Mary's *	L	1-6
4/20	at Cal State Los Angeles	L	3-4
4/23	San Francisco *	L	0-4
4/24	San Francisco *	L	3-11
4/24	San Francisco *	W	5-2
4/27	at Chapman	L	5-7
4/30	at Pacific *	L	1-2
5/1	at Pacific *	W	9-0
5/1	at Pacific *	W	5-0
5/4	at UCLA	W	7-5
	at UNLV *	W	13-5
	at UNLV *	W	9-7
5/11	UCLA	L	10-11
5/14	Santa Clara *	L	3-6
5/15	Santa Clara *	W	10-4
5/15	Santa Clara *	L	8-9

* West Coast Athletic Conference Game

1972
25-29, 8-10 | WCAC (T-4th)
Head Coach Marv Wood

1973

30-24, 14-4 | WCAC (1st)

Head Coach Marv Wood

UC Santa Barbara	W	6-5
Long Beach State	W	9-8
Long Beach State	L	2-3
San Diego State	L	5-9
San Diego State	L	6-7
Cal State Los Angeles	W	6-5
Cal Poly Pomona	W	6-3
UCLA	L	5-10
UCLA	W	8-3
UCLA	L	0-11
Long Beach State	W	8-7
UC Santa Barbara	L	5-6
UC Irvine	L	7-8
UC Irvine	W	11-5
San Diego State	L	8-11
San Diego State	L	6-8
Pepperdine *	L	1-4
Pepperdine *	W	4-0
Cal State Fullerton	L	5-7
Cal State Los Angeles	L	5-6
Cal State Los Angeles	L	5-11
USC	L	12-13
San Diego	W	7-5
San Diego	L	2-3
Cal State Fullerton (1)	W	5-4
Chapman (1)	W	6-5
UC Irvine (1)	W	11-4
Cal State Los Angeles (1)	W	4-2
California (1)	W	7-6
Cal State Los Angeles (1)	L	1-2
UCLA	L	6-7
Santa Clara *	L	4-6
Santa Clara *	W	4-3
Santa Clara *	W	5-1
Cal State Fullerton	W	3-2
Nevada *	W	6-3
Nevada *	W	13-2
Nevada *	W	15-1
Chapman	L	1-6
Saint Mary's *	W	2-1
Saint Mary's *	W	8-7
Saint Mary's *	W	3-2
Cal State Northridge	W	6-5
UC Irvine	L	4-10
San Francisco *	W	10-4
San Francisco *	W	7-0
San Francisco *	W	8-2
Pepperdine *	W	4-3
UNLV *	W	7-5
UNLV *	L	4-6
UNLV *	L	2-7
UC Riverside	W	5-3
at USC (2)	L	8-9
at USC (2)	L	1-2

* West Coast Athletic Conference Game
(1) Anaheim Collegiate Tournament
(2) NCAA District 8 Playoffs, USC

1974

19-32, 8-10 | WCAC (T-4th)

Head Coach Marv Wood

2/9	UCLA	W	10-5
2/9	UCLA	W	5-4
2/12	at Cal State Northridge	W	5-2
2/15	San Diego State	L	5-8
2/16	Chapman	L	2-9
2/16	Chapman	L	4-8
2/19	at UC Irvine	W	4-3
2/22	Long Beach State	L	1-13
2/23	at Long Beach State	L	2-6
2/23	at Long Beach State	W	2-1
2/26	San Diego State	L	5-10
	at Cal State Los Angeles	L	2-3
	Cal State Los Angeles	L	3-8
3/9	at San Diego State	L	4-5
3/9	at San Diego State	L	3-5
3/12	at UCLA	L	8-9
	UC Santa Barbara	L	2-3
3/15	at San Francisco *	W	11-1
3/16	at San Francisco *	L	6-9
3/16	at San Francisco *	L	4-5
3/20	at Chapman	W	1-0
3/22	Pepperdine *	L	1-8
3/23	at Pepperdine *	L	1-5
3/23	at Pepperdine *	L	0-4
	UC Santa Barbara	W	7-5
3/25	USC	L	3-6
3/26	Cal State Fullerton	W	5-4
3/29	at Arizona	L	2-16
3/30	at Arizona	L	4-11
3/30	at Arizona	L	1-4
4/2	Cal Poly Pomona	L	2-5
4/3	Cal State Northridge	L	3-12
4/5	at Nevada *	L	3-16
4/6	at Nevada *	L	1-4
4/6	at Nevada *	L	4-5
4/12	Hawaii	L	5-7
4/13	Hawaii	W	6-3
4/13	Hawaii	W	1-0
4/16	at Cal Poly Pomona	L	3-11
4/19	Saint Mary's *	W	6-2
4/20	Saint Mary's *	W	3-0
4/20	Saint Mary's *	L	1-6
4/23	at Cal State Fullerton	L	1-2
4/26	UNLV *	W	18-15
4/27	UNLV *	W	6-5
4/27	UNLV *	W	5-2
4/30	UC Irvine	L	1-7
5/3	at Santa Clara *	W	2-1
5/4	at Santa Clara *	W	4-3
5/4	at Santa Clara *	L	3-14
	USC	W	6-4

* West Coast Athletic Conference game

1975

25-31, 8-8 | WCAC (4th)

Head Coach Marv Wood

2/8	UC Santa Barbara	W	4-0
2/8	UC Santa Barbara	L	5-6
2/11	Long Beach State	W	21-6
2/14	at UC Santa Barbara	W	11-3
2/15	San Diego State	L	3-5
2/15	San Diego State	W	5-0
2/18	Cal State Los Angeles	L	2-4
2/21	Chapman	W	17-4
2/22	at USC	L	7-12
2/22	at USC	L	5-12
2/25	at UCLA	W	8-7
3/1	at San Diego State	W	6-3
3/1	at San Diego State	L	1-5
	Cal State Northridge	W	3-0
	Cal State Fullerton	L	1-3
3/11	UCLA	L	12-15
3/15	at San Diego State	L	3-5
3/15	at San Diego State	W	7-1
3/18	San Diego State	W	9-4
	Cal State Northridge	L	12-13
	Cal State Northridge	W	2-0
3/21	at Chapman	L	2-4
	Cal Poly	L	5-8
3/24	Oregon	W	5-4
	Cal Poly Pomona	W	3-2
	Cal Poly Pomona	W	8-5
3/29	Oregon	W	5-3
3/29	Oregon	W	12-5
	at Hawaii	L	1-2
	at Hawaii	L	3-5
	at Hawaii	L	1-5
	at Hawaii	L	3-5
	at Hawaii	L	3-8
4/5	Cal State Fullerton	L	0-2
4/11	at Pepperdine *	L	0-5
4/12	Pepperdine *	L	1-7
4/12	Pepperdine *	L	0-9
4/15	at UC Santa Barbara	L	3-6
4/18	San Francisco *	W	5-2
4/19	San Francisco *	W	5-1
4/19	San Francisco *	W	6-0
4/22	Cal State Los Angeles	W	6-5
4/25	Nevada *	W	7-2
4/26	Nevada *	W	11-10
4/26	Nevada *	W	9-4
4/29	Long Beach State	L	5-6
4/30	UC Irvine	L	3-10
	at Saint Mary's *	W	1-0
5/6	USC	L	9-12
5/9	at UNLV *	L	8-11
5/10	at UNLV *	L	3-6
5/10	at UNLV *	L	1-6
5/13	UC Irvine	L	10-11
5/16	Santa Clara *	L	1-2
5/17	Santa Clara *	L	2-9
5/17	Santa Clara *	W	5-2

* West Coast Athletic Conference games

1976

27-23, 14-4 | WCAC (2nd)

Head Coach Marv Wood

2/14	UC Irvine	L	4-5
2/14	UC Irvine	W	4-3
2/19	at San Diego State	L	4-5
2/20	at San Diego State	L	0-4
2/21	at San Diego State	W	4-3
2/21	at San Diego State	W	5-1
2/24	at Cal State Dominguez Hills	W	4-1
2/27	at Chapman	L	0-3
2/28	at USC	L	2-4
2/28	at USC	W	7-1
3/2	Cal State Dominguez Hills	L	2-4
3/5	Long Beach State	W	6-0
3/6	San Diego State	L	9-11
3/6	San Diego State	L	3-4
3/9	at UCLA	W	13-11
3/12	at Cal State Northridge	W	11-8
3/13	Cal State Northridge	L	11-12
3/13	Cal State Northridge	L	1-2
3/15	at USC	L	3-5
3/19	at Long Beach State	L	0-2
3/20	Eastern Michigan	L	5-6
3/20	Eastern Michigan	W	4-3
3/21	Cal Poly	L	0-5
3/23	at UC Irvine	W	6-1
3/26	at Cal State Los Angeles *	W	8-2
3/27	Cal State Los Angeles *	W	12-11
3/27	Cal State Los Angeles *	W	15-9
3/30	at Cal Poly Pomona	W	8-4
4/2	at Santa Clara *	W	6-2
4/3	at Santa Clara *	W	7-3
4/3	at Santa Clara *	W	7-5
4/6	at Cal State Fullerton	L	2-6
4/10	Chapman	L	5-18
4/10	Chapman	L	5-7
4/12	at UC Santa Barbara	W	7-6
4/16	Pepperdine *	L	3-5
4/17	at Pepperdine *	L	2-6
4/17	at Pepperdine *	L	0-1
4/20	Cal Poly Pomona	L	5-9
4/23	at San Francisco *	W	9-7
4/24	at San Francisco *	W	14-0
4/24	at San Francisco *	L	5-10
4/27	Cal State Fullerton	L	5-9
4/30	at Nevada *	W	11-6
5/1	at Nevada *	W	13-7
5/1	at Nevada *	W	15-10
5/4	UCLA	W	15-6
5/7	Saint Mary's *	W	7-6
5/8	Saint Mary's *	W	12-11
5/8	Saint Mary's *	W	15-5

* West Coast Athletic Conference Game

1977

20-33, 10-14 | SCBA (5th)

Head Coach Marv Wood

2/5	Cal State Northridge	L	5-10
2/12	at USC	L	2-8
2/12	at USC	L	7-10
2/18	at Arizona State	L	2-4
2/19	at Arizona State	L	4-9
2/19	at Arizona State	L	1-10
2/21	at Arizona	W	8-5
2/22	at Arizona	L	7-15
2/26	at Cal State Northridge	W	8-7
2/26	at Cal State Northridge	L	4-7
3/1	at UC Riverside	W	11-5
3/4	UC Santa Barbara *	W	7-6
3/5	at Pepperdine *	L	0-6
3/7	UC Riverside	L	5-7
3/9	UC Irvine	L	11-13
3/11	at Cal State Los Angeles *	W	4-3
3/12	at Chapman	W	8-4
3/12	at Chapman	L	3-5
3/14	Arizona	L	7-10
3/15	Arizona	L	6-15
3/20	at Cal State Fullerton *	L	5-11
3/22	Cal Poly	L	1-5
3/25	Cal State Dominguez Hills	W	2-1
3/29	at Cal State Dominguez Hills	L	3-4
4/1	at Long Beach State *	L	3-12
4/2	at Long Beach State *	W	17-5
4/2	at Long Beach State *	W	8-3
4/4	at Cal Poly Pomona	W	13-2
4/5	UCLA	W	8-7
4/6	San Diego State *	W	5-4
4/8	Long Beach State *	W	10-6
4/12	at UC Irvine	L	3-8
4/15	at Cal State Los Angeles *	L	6-9
4/16	Cal State Los Angeles *	W	8-1
4/16	Cal State Los Angeles *	L	0-4
4/22	at Santa Clara	L	1-6
4/23	at Santa Clara	W	1-0
4/25	Cal Poly Pomona	W	16-8
4/27	at UCLA	W	7-5
4/29	at Pepperdine *	L	4-7
4/30	Pepperdine *	L	5-15
4/30	Pepperdine *	W	6-4
5/3	at UCLA	L	4-6
5/6	at UC Santa Barbara *	W	7-3
5/10	Chapman	L	5-9
5/13	at Cal State Fullerton *	L	3-7
5/14	Cal State Fullerton *	L	2-6
5/14	Cal State Fullerton *	L	2-8
5/16	at UC Santa Barbara *	W	12-9
5/17	at UC Santa Barbara *	L	2-13
5/20	San Diego State *	L	9-11
5/21	at San Diego State *	L	3-9
5/21	at San Diego State *	L	5-9

* Southern California Baseball Association Game

1978

29-24-1, 16-11-1 | SCBA (3rd)

Head Coach Marv Wood

2/7	Cal State Dominguez Hills	L	4-15
2/10	at Northridge	W	10-5
2/17	at Arizona	L	2-4
2/18	at Arizona	L	2-6
2/18	at Arizona	L	6-11
2/21	Cal Poly Pomona	L	3-4
2/24	at UC Irvine *	W	5-3
2/25	Cal State Los Angeles *	W	5-3
2/26	Saint Mary's	L	4-8
2/28	Cal State Northridge	W	5-1
3/10	UCLA	L	5-10
3/11	Chapman	L	4-7
3/11	Chapman	W	6-1
3/12	at UC Santa Barbara *	L	6-11
3/14	Pepperdine *	L	11-12
3/17	Cal State Fullerton *	L	9-16
3/18	at San Diego State *	W	17-7
	vs. Utah (1)	W	9-1
	vs. US International (1)	W	6-4
	vs. Oregon College (1)	W	6-0
	vs. Pacific (1)	L	0-8
	vs. Willamette (1)	W	17-1
	at San Diego State (1)	L	4-7
	vs. US International (1)	W	10-3
	vs. US International (1)	W	2-0
3/28	Westmont	W	11-5
3/31	at Long Beach State *	W	11-2
4/1	Long Beach State *	W	5-2
4/1	Long Beach State *	W	7-1
4/3	at Cal State Dominguez Hills	W	2-1
4/7	Cal State Los Angeles *	W	4-2
4/8	at Cal State Los Angeles *	W	7-4
4/8	at Cal State Los Angeles *	W	6-3
4/11	at Westmont	W	9-0
4/14	at UC Irvine *	T	2-2
	at Long Beach State *	L	6-7
4/18	UCLA	L	6-8
4/21	Pepperdine *	L	0-7
4/22	at Pepperdine *	W	4-0
4/22	at Pepperdine *	L	1-4
4/24	UC Riverside	L	8-10
4/28	at UC Santa Barbara *	W	5-2
4/29	UC Santa Barbara *	W	10-3
4/29	UC Santa Barbara *	W	7-1
4/30	UC Irvine *	W	15-5
4/30	UC Irvine *	L	5-8
5/2	at USC	L	2-15
5/5	Cal State Fullerton *	L	3-9
5/6	at Cal State Fullerton *	L	2-10
5/6	at Cal State Fullerton *	L	1-3
5/9	at UC Riverside	W	10-4
5/12	at San Diego State *	L	3-11
5/13	San Diego State *	W	6-4
5/13	San Diego State *	W	7-6

* Southern California Baseball Association Game
(1) Sun-Lite Classic at San Diego, Calif. (3/20-3/25)

1979

29-34, 12-16 | SCBA (5th)

Head Coach Marv Wood

2/6	Cal State Northridge	W	9-5
2/9	at Cal State Northridge	W	22-6
2/10	at Chapman	L	4-11
2/10	at Chapman	L	3-4
2/13	Cal Poly Pomona	W	4-3
2/15	UC Riverside	W	15-9
2/16	at San Diego State	W	10-4
2/17	at San Diego State	L	3-12
2/18	at San Diego State	L	3-5
2/19	USC	L	8-11
2/20	at Cal Poly Pomona	W	5-3
2/23	at USC	L	8-11
2/26	at Arizona	W	5-3
2/27	at Arizona	L	10-11
3/2	Cal State Dominguez Hills	W	13-12
3/3	at UC Riverside	W	5-2
3/3	at UC Riverside	W	3-0
3/6	at Cal State Dominguez Hills	L	4-6
3/9	Santa Clara	L	5-11
3/10	Santa Clara	W	7-6
3/11	Gonzaga	W	2-1
	vs. Cal State Dominguez Hills (1)	L	3-7
	vs. US International (1)	W	4-3
	vs. Oregon College (1)	W	5-4
	at San Diego State (1)	L	6-11
	vs. Southern California College (1)	W	5-0
	vs. San Diego (1)	L	2-6
	vs. Portland (1)	L	1-4
	vs. Cal State Dominguez Hills (1)	L	1-3
	vs. Cal State Dominguez Hills (1)	W	6-3
3/26	Stanford	L	4-5
3/27	Cal State Fullerton *	L	1-2
3/30	Pepperdine *	L	2-3
3/31	Pepperdine *	L	4-8
3/31	Pepperdine *	L	1-2
4/3	at San Diego *	W	1-0
4/6	Long Beach State *	L	1-7
4/7	at Long Beach State *	L	5-8
4/7	at Long Beach State *	L	5-6
4/10	at Fresno State	L	2-10
4/10	at Fresno State	W	1-0
4/11	atUCLA	L	3-8
4/17	at UC Irvine *	W	5-4
4/20	at Cal State Los Angeles *	L	1-7
4/21	Cal State Los Angeles *	W	11-1
4/21	Cal State Los Angeles *	L	1-3
4/23	UCLA	L	15-17
4/24	Long Beach State *	L	4-7
4/27	UC Santa Barbara *	W	16-4
4/28	at UC Santa Barbara *	L	3-4
4/28	at UC Santa Barbara *	W	6-5
5/1	at Cal State Los Angeles *	L	1-2
5/4	at UC Irvine *	W	4-0
5/5	UC Irvine *	W	7-1
5/5	UC Irvine *	W	8-4
5/8	at Pepperdine *	W	3-2
5/11	at San Diego *	L	4-5
5/12	San Diego *	W	4-3
5/12	San Diego *	W	8-5
5/15	UC Santa Barbara *	L	0-6
5/18	Cal State Fullerton *	L	5-17
5/19	at Cal State Fullerton *	L	4-7
5/19	at Cal State Fullerton *	W	5-3

* Southern California Baseball Association Game
(1) Sun-Lite Classic at San Diego, Calif. (3/18-3/24)

1980

26-39, 8-20 | SCBA (7th)

Head Coach Marv Wood

2/5	at Cal State Northridge	L	1-6
2/8	UCLA	W	12-4
2/9	at USC	L	4-10
2/12	Cal State Dominguez Hills	L	2-4
2/15	San Diego State	W	8-2
2/22	at San Diego State	L	2-5
2/23	at San Diego State	W	7-6
2/23	at San Diego State	L	2-6
2/26	San Diego State	W	3-2
2/27	Cal Poly Pomona	L	2-8
2/29	at Santa Clara	L	4-5
3/1	at Santa Clara	W	6-5
3/1	at Santa Clara	W	1-0
3/7	Cal State Northridge	L	2-9
3/8	Chapman	L	1-14
3/8	Chapman	L	0-7
3/11	Southern California College	W	10-1
3/13	vs. UC Irvine (1)	W	7-3
3/14	at Long Beach State (1)	W	9-0
3/15	vs. Cal State Fullerton (1)	W	3-1
3/16	vs. UC Santa Barbara (1)	L	3-5
3/17	vs. Northern Arizona (2)	L	2-3
3/17	vs. Colorado State (2)	L	2-4
3/18	vs. Arizona (2)	W	8-3
3/19	vs. Point Loma Nazarene (2)	L	4-5
3/19	vs. U.S. International (2)	W	10-9
3/20	at San Diego (2)	L	2-9
3/21	vs. Oregon College (2)	W	3-2
3/22	vs. Portland State (2)	W	8-6
3/28	at Cal State Fullerton *	L	7-8
3/29	Cal State Fullerton *	L	10-11
3/29	Cal State Fullerton *	L	1-6
4/1	at UCLA	L	19-22
4/2	at Cal Poly Pomona	L	0-3
4/3	Fresno State	W	3-2
4/3	Fresno State	L	3-6
4/4	Saint Mary's	W	10-8
4/5	Saint Mary's	W	11-4
4/5	Saint Mary's	W	6-4
4/7	at UC Santa Barbara *	L	8-9
4/8	Cal State Los Angeles *	W	4-3
4/11	Pepperdine *	W	16-6
4/12	at Pepperdine *	L	1-5
4/12	at Pepperdine *	W	9-3
4/15	San Diego *	W	8-4
4/16	at Cal State Dominguez Hills	L	3-5
4/18	at Long Beach State *	L	3-4
4/19	Long Beach State *	W	16-3
4/19	Long Beach State *	L	3-6
4/22	UC Irvine *	L	8-10
4/25	Cal State Los Angeles *	L	2-16
4/26	at Cal State Los Angeles *	L	3-8
4/26	at Cal State Los Angeles *	L	1-2
4/29	at Long Beach State *	W	14-0
5/2	at UC Santa Barbara *	W	12-3
5/3	UC Santa Barbara *	L	7-11
5/3	UC Santa Barbara *	L	3-12
5/6	at Cal State Fullerton *	L	0-10
5/9	UC Irvine *	L	2-9
5/10	at UC Irvine *	L	3-10
5/10	at UC Irvine *	L	2-3
5/13	Pepperdine *	L	3-5
5/16	San Diego *	W	4-2
5/17	at San Diego *	L	2-11
5/17	at San Diego *	L	0-1

* Southern California Baseball Association Game
(1) SCBA Tournament, Long Beach, Calif.
(2) Sun-Lite Classic at San Diego, Calif.

1981

32-29, 16-11 | SCBA (T-2nd)

Head Coach Marv Wood

2/5	at Cal State Northridge	W	4-3
2/6	at Cal State Northridge	W	9-5
2/10	UCLA	W	9-3
2/13	at Chapman	W	5-1
2/14	Chapman	L	5-6
2/14	Chapman	W	6-5
2/17	Cal Poly Pomona	W	12-1
2/18	at Cal State Dominguez Hills	L	3-5
2/20	USC	L	6-18
2/21	at USC	L	0-1
2/21	at USC	L	3-10
2/24	at Cal Poly Pomona	L	2-7
2/27	San Diego State	L	2-7
3/3	at UCLA	W	5-1
3/6	at Azusa Pacific	L	2-3
3/7	Azusa Pacific	W	8-3
3/7	Azusa Pacific	W	12-5
3/9	Cal State Dominguez Hills	W	9-1
3/12	vs. Cal State Fullerton (1)	L	3-6
3/13	vs. Pepperdine (1)	W	6-2
3/14	vs. San Diego (1)	W	7-2
3/20	at San Diego State	L	3-11
3/21	at San Diego State	L	1-11
3/21	at San Diego State	W	3-2
3/24	Cal State Fullerton *	L	4-10
3/27	Long Beach State *	L	2-3
3/28	at Long Beach State *	W	4-3
3/28	at Long Beach State *	W	10-7
3/31	at Pepperdine *	W	6-5
4/1	Cal Lutheran	W	10-4
4/3	at UC Irvine *	W	4-3
4/4	UC Irvine *	L	9-10
4/4	UC Irvine *	W	4-2
4/7	UC Santa Barbara *	W	10-7
4/8	UC Riverside	L	6-14
4/10	at Pepperdine *	L	1-8
4/11	Pepperdine *	W	11-5
4/11	Pepperdine *	L	0-9
4/14	at Cal State Los Angeles *	W	11-6
4/15	at Chapman	L	5-8
4/17	UC Santa Barbara *	W	6-5
4/18	at UC Santa Barbara *	W	9-1
4/18	at UC Santa Barbara *	W	3-1
4/20	at Oral Roberts	L	2-6
4/21	at Oral Roberts	L	6-7
4/22	at Oklahoma State	W	10-7
4/24	at Wichita State	L	4-9
4/25	at Wichita State	L	9-17
4/25	at Wichita State	W	12-4
4/26	at Wichita State	L	9-10
4/28	at UC Irvine *	L	6-7
5/1	at Cal State Los Angeles *	W	6-4
5/2	Cal State Los Angeles *	L	1-5
5/2	Cal State Los Angeles *	L	2-15
5/5	at San Diego *	L	7-8
5/8	San Diego *	W	14-7
5/9	San Diego *	L	9-10
5/9	San Diego *	W	8-7
5/15	Cal State Fullerton *	W	13-6
5/16	at Cal State Fullerton *	W	6-5
5/16	at Cal State Fullerton *	L	3-9

* Southern California Baseball Association Game
(1) SCBA Tournament, Long Beach, Calif.

1982

29-34, 12-16 | SCBA (5th)

Head Coach Marv Wood

1/31	Saint Mary's	W	5-3
2/3	at Cal State Northridge	W	6-5
2/4	Cal State Northridge	L	3-8
2/9	at UCLA	L	4-6
2/12	San Diego State	L	4-12
2/13	San Diego State	W	7-6
2/16	at Azusa Pacific	W	4-1
2/19	Cal State Dominguez Hills	W	7-2
2/20	Azusa Pacific	L	6-12
2/20	Azusa Pacific	L	5-8
2/22	Cal Poly Pomona	W	8-5
2/24	USC	L	2-10
2/26	U.S. International	L	1-5
2/27	Cal Lutheran	W	9-6
2/27	Cal Lutheran	W	4-0
2/28	at Cal Poly Pomona	L	3-5
3/1	Chapman	W	10-5
3/5	at Southern California College	W	10-5
3/6	Southern California College	W	24-1
3/6	Southern California College	W	3-1
3/9	Utah	L	5-12
3/19	at San Diego State	W	4-3
3/19	at San Diego State	L	3-4
3/20	at San Diego State	L	1-6
3/20	at San Diego State	L	2-11
3/23	at Long Beach State *	L	3-5
3/26	Pepperdine *	L	4-5
3/27	at Pepperdine *	L	4-8
3/27	at Pepperdine *	L	10-14
3/30	at UC Santa Barbara *	L	1-4
4/2	at Cal State Fullerton *	L	3-7
4/3	Cal State Fullerton *	W	6-5
4/3	Cal State Fullerton *	W	6-4
4/6	Cal State Los Angeles *	W	8-1
4/7	at Cal State Dominguez Hills	L	8-9
4/9	UC Irvine *	L	3-11
4/10	at UC Irvine *	W	12-7
4/10	at UC Irvine*	L	0-7
4/13	at Fresno State	L	1-15
4/13	at Fresno State	L	3-9
4/14	at USC	W	10-9
4/16	at UNLV	L	1-4
4/17	at UNLV	L	5-6
4/17	at UNLV	W	6-2
4/18	at UNLV	L	5-6
4/20	at Cal State Fullerton *	L	5-6
4/23	San Diego *	W	9-1
4/24	at San Diego *	L	4-5
4/24	at San Diego *	W	5-3
4/26	at Chapman	W	8-5
4/27	UC Irvine *	W	8-2
4/30	at UC Santa Barbara *	W	2-1
5/1	UC Santa Barbara *	W	3-2
5/1	UC Santa Barbara *	L	4-7
5/3	UCLA	W	14-7
5/4	San Diego *	L	1-5
5/7	at Long Beach State *	L	4-6
5/8	Long Beach State *	W	10-4
5/8	Long Beach State *	W	8-7
5/11	Pepperdine *	L	3-10
5/14	Cal State Los Angeles *	L	6-7
5/15	at Cal State Los Angeles *	W	5-4
5/15	at Cal State Los Angeles *	L	8-9

* Southern California Baseball Association Game

1983

11-41, 5-23 | SCBA (T-7th)

Head Coach Marv Wood

2/6	at USC	W	15-7
2/11	at San Diego State	L	6-7
2/12	at San Diego State	L	1-4
2/12	at San Diego State	L	5-11
2/13	vs. Santa Clara (1)	L	5-10
2/15	at Azusa Pacific	W	3-1
2/18	at Cal State Dominguez Hills	L	1-2
2/19	at Azusa Pacific	W	8-7
2/19	at Azusa Pacific	L	3-6
2/21	at U.S. International	W	6-2
3/5	Fresno State	L	0-1
3/5	Fresno State	L	1-4
3/7	Cal State Northridge	L	10-18
3/8	Cal State Northridge	L	3-8
3/10	Cal Poly Pomona	L	0-5
3/15	at U.S. International	L	4-7
3/15	at U.S. International	W	15-6
3/19	Cal State Fullerton *	L	1-5
3/23	Northwestern	L	3-7
3/25	Long Beach State *	L	5-8
3/26	at Long Beach State *	L	3-4
3/26	at Long Beach State *	L	1-3
3/29	at Cal State Los Angeles *	L	4-5
3/30	at UCLA	L	2-13
4/1	at San Diego *	W	3-2
4/2	San Diego *	L	8-9
4/2	San Diego *	W	6-3
4/4	at Cal Poly Pomona	L	2-10
4/6	UCLA	W	10-8
4/8	at UNLV	L	7-8
4/9	at UNLV	L	16-17
4/9	at UNLV	L	12-13
4/12	UC Santa Barbara *	L	6-10
4/15	Cal State Fullerton *	L	4-18
4/16	at Cal State Fullerton *	L	5-6
4/16	at Cal State Fullerton *	L	4-9
4/19	at UC Irvine *	W	5-2
4/22	at Cal State Los Angeles *	L	9-12
4/23	Cal State Los Angeles *	W	6-1
4/23	Cal State Los Angeles *	W	9-6
4/26	Long Beach State *	L	2-5
4/29	at Pepperdine *	L	1-6
4/30	Pepperdine *	L	5-10
4/30	Pepperdine *	L	2-4
5/3	at Pepperdine *	L	3-8
5/6	at UC Irvine *	L	2-17
5/7	UC Irvine *	L	6-7
5/7	UC Irvine *	L	4-7
5/10	San Diego *	L	5-7
5/13	UC Santa Barbara *	L	8-12
5/14	at UC Santa Barbara *	L	1-2
5/14	at UC Santa Barbara *	L	3-4

* Southern California Baseball Association Game
(1) Game Played at UCLA

1984

23-38, 10-18 | SCBA (7th)

Head Coach Marv Wood

2/10	Fresno State	L	5-21
2/11	Fresno State	L	5-6
2/11	Fresno State	L	8-13
2/14	Azusa Pacific	W	11-8
2/15	Cal State Northridge	W	10-8
2/17	San Diego State	L	4-7
2/18	San Diego State	W	7-5
2/18	San Diego State	L	2-13
2/19	Santa Clara	W	5-4
2/21	at Cal State Northridge	L	6-7
2/22	Cal Lutheran	W	9-7
2/24	at Cal State Los Angeles	W	12-2
2/25	Cal State Los Angeles	W	11-10
2/25	Cal State Los Angeles	W	15-6
2/28	at UCLA	L	2-6
3/2	UC Riverside	L	8-16
3/3	at UC Riverside	W	6-3
3/3	at UC Riverside	L	4-5
3/4	USC	W	11-4
3/6	UCLA	L	5-8
3/9	at Hawai'i	L	1-5
3/10	at Hawai'i	L	2-3
3/10	at Hawai'i	L	5-15
3/11	at Hawai'i	L	9-11
3/14	Portland	L	7-8
3/16	Cal State Dominguez Hills	L	2-3
3/17	Gonzaga	W	10-2
3/18	Gonzaga	W	5-2
3/20	at Long Beach State *	W	12-2
3/23	Pepperdine *	L	2-15
3/24	at Pepperdine *	L	2-8
3/24	at Pepperdine *	L	2-3
3/27	San Diego *	W	4-3
3/29	at Cal Poly Pomona	L	6-7
3/30	at Chapman	L	7-10
4/6	at UNLV *	L	6-7
4/6	at UNLV *	L	2-3
4/7	at UNLV *	L	1-6
4/7	at UNLV *	L	5-8
4/10	at USC	L	9-10
4/11	Cal Poly Pomona	L	0-6
4/13	San Diego *	W	9-2
4/14	at San Diego *	L	9-15
4/14	at San Diego *	W	5-0
4/17	Pepperdine *	W	4-3
4/18	at Azusa Pacific	W	6-2
4/20	at Cal State Fullerton *	L	9-12
4/21	Cal State Fullerton *	W	7-3
4/21	Cal State Fullerton *	L	3-14
4/24	UC Irvine *	W	8-6
4/27	at Long Beach State *	L	7-13
4/28	Long Beach State *	W	8-7
4/28	Long Beach State *	L	9-10
5/1	at Cal State Fullerton *	L	0-6
5/4	at UC Santa Barbara *	L	0-6
5/5	UC Santa Barbara *	L	3-7
5/5	UC Santa Barbara *	W	6-3
5/8	UC Santa Barbara *	L	7-8
5/11	UC Irvine *	L	1-4
5/12	at UC Irvine *	L	4-6
5/12	at UC Irvine *	W	10-8

* Southern California Baseball Association Game

1985

27-28, 12-12 | WCAC (4th)

Head Coach Dave Snow

2/5	UC Riverside	L	7-8
2/6	USC	L	3-11
2/8	at Fresno State	L	2-7
2/9	at Fresno State	L	0-1
2/10	at Fresno State	L	0-1
2/12	at UCLA	L	4-16
2/15	at Cal State Dominguez Hills	W	6-5
2/16	Cal State Los Angeles	W	5-4
2/16	Cal State Los Angeles	W	14-3
2/19	UC Santa Barbara	L	8-12
2/20	at Cal State Northridge	L	9-10
2/22	Cal State Dominguez Hills	W	9-8
2/24	Cal State Hayward	L	5-6
2/26	at Cal State Los Angeles	W	12-1
3/1	at San Diego State	W	4-3
3/2	at San Diego State	W	6-5
3/5	at UC Riverside	L	9-10
3/6	Cal Poly Pomona	W	9-8
3/9	New Mexico	L	0-6
3/9	New Mexico	W	17-0
3/10	New Mexico	L	11-20
3/15	at Saint Mary's *	L	2-3
3/16	at Saint Mary's *	L	6-9
3/16	at Saint Mary's *	L	4-5
3/18	Oral Roberts	W	8-2
3/19	Cal State Northridge	W	7-1
3/22	at Pepperdine *	L	4-6
3/23	Pepperdine *	W	7-3
3/23	Pepperdine *	L	11-13
3/29	at San Diego *	W	12-6
3/30	San Diego *	W	7-6
3/30	San Diego *	W	5-4
4/1	at Cal State Fullerton	W	8-5
4/3	Santa Clara *	W	16-4
4/4	Santa Clara *	W	14-2
4/4	Santa Clara *	L	3-7
4/9	at USC	L	6-7
4/11	Southern California College	W	13-7
4/14	Cal State Fullerton	L	2-3
4/16	UCLA	L	3-14
4/19	at San Francisco *	W	10-7
4/20	at San Francisco *	L	13-14
4/20	at San Francisco *	W	13-7
4/23	at Long Beach State	L	8-16
4/26	Pepperdine *	L	4-9
4/27	at Pepperdine *	L	1-3
4/27	at Pepperdine *	L	4-9
4/30	at UC Santa Barbara	W	7-6
5/1	UC Irvine	W	15-7
5/3	San Diego *	W	8-3
5/4	at San Diego *	W	10-0
5/4	at San Diego *	W	4-2
5/11	Nevada *	W	8-4
5/12	Nevada *	L	3-7
5/12	Nevada *	L	5-10

* West Coast Conference Game

1986

50-15, 19-5 | WCAC (T-1st)

Head Coach Dave Snow

2/2	U.S. International	W	11-5
2/2	U.S. International	W	3-1
2/4	at U.S. International	W	13-2
2/7	Cal State Los Angeles	W	8-2
2/8	at Cal State Los Angeles	W	9-1
2/8	at Cal State Los Angeles	W	4-0
2/11	UCLA	W	7-4
2/14	at Arizona State	W	8-2
2/15	at Arizona State	L	7-9
2/15	at Arizona State	W	8-5
2/18	Fresno State	W	6-5
2/21	Long Beach State	W	8-3
2/22	at Long Beach State	W	7-2
2/25	UC Irvine	L	6-8
2/28	San Diego State	L	1-12
3/1	San Diego State	W	4-1
3/1	San Diego State	L	0-6
3/4	at Cal State Fullerton	W	2-1
3/7	Cal Poly	W	10-4
3/11	New Mexico	W	23-5
3/14	Pepperdine *	L	6-13
3/15	at Pepperdine *	W	4-3
3/17	Oral Roberts	L	5-11
3/21	at Santa Clara *	W	14-7
3/22	at Santa Clara *	W	7-0
3/22	at Santa Clara *	W	5-0
3/25	at UC Irvine	W	10-7
3/26	Saint Mary's *	W	9-5
3/27	Saint Mary's *	W	6-5
3/27	Saint Mary's *	W	12-7
4/1	at USC	W	10-8
4/4	at San Diego *	W	12-4
4/5	at San Diego *	W	12-1
4/5	at San Diego *	W	16-6
4/7	UC Santa Barbara	W	11-4
4/11	Sacramento State	W	14-8
4/12	Sacramento State	L	6-8
4/12	Sacramento State	W	13-3
4/15	at UCLA	W	17-9
4/18	San Francisco *	W	34-11
4/19	San Francisco *	W	11-1
4/19	San Francisco *	W	23-9
4/20	at Pepperdine *	W	10-2
4/22	Cal State Fullerton	W	10-6
4/25	at Pepperdine *	L	1-2
4/26	Pepperdine *	L	3-4
4/26	Pepperdine *	W	14-4
4/28	at UC Santa Barbara	W	6-2
4/29	USC	L	7-8
5/2	San Diego *	W	11-9
5/3	San Diego *	W	7-3
5/3	San Diego *	W	7-3
5/6	Cal State Dominguez Hills	W	22-10
5/9	at Nevada *	L	8-11
5/10	at Nevada *	L	1-9
5/10	at Nevada *	W	10-8
5/17	vs. Pepperdine (1)	W	14-9
5/22	vs. UC Santa Barbara (2)	L	5-11
5/23	at UCLA (2)	W	12-10
5/24	vs. UC Santa Barbara (2)	W	14-6
5/24	vs. Hawai'i (2)	W	10-6
5/25	vs. Hawai'i (2)	W	12-5
5/30	vs. Louisiana State (3)	W	4-3
6/2	vs. Arizona (3)	L	5-7
6/4	vs. Oklahoma State (3)	L	5-11

* West Coast Conference Game
(1) WCC Playoff Game at UCLA
(2) NCAA West Regional, Los Angeles, Calif.
(3) College World Series, Omaha, Neb.

1987

36-21-1, 10-12-1 | WCAC (4th)

Head Coach Dave Snow

2/2	Cal State Los Angeles	L	5-6
2/3	at Cal State Los Angeles	W	15-5
2/4	Cal Poly	W	5-3
2/6	UCLA	W	3-2
2/7	at UCLA	W	7-6
2/8	UC Irvine	W	12-7
2/10	Cal Poly Pomona	W	5-3
2/12	at Arizona State	W	8-5
2/13	at Arizona State	W	4-3
2/14	at Arizona State	L	12-13
2/16	at U.S. International	W	8-6
2/20	U.S. International	W	5-4
2/21	U.S. International	W	19-4
2/21	U.S. International	W	7-1
2/22	Long Beach State	W	15-2
2/27	at Fresno State	W	5-3
2/28	at Fresno State	L	6-7
3/1	at Fresno State	L	1-10
3/3	Portland	W	13-8
3/6	at Pepperdine *	L	5-6
3/7	Pepperdine *	L	1-6
3/7	Pepperdine *	L	3-7
3/9	Pacific	W	8-4
3/11	at UC Irvine	W	19-4
3/13	Santa Clara *	L	5-7
3/14	Santa Clara *	L	8-9
3/14	Santa Clara *	W	7-6
3/17	Cal State Dominguez Hills	L	5-7
3/20	at Saint Mary's *	W	2-1
3/21	at Saint Mary's *	L	4-5
3/24	at Long Beach State	W	17-2
3/25	Chapman	W	18-10
3/27	San Diego *	L	9-10
3/28	San Diego *	W	10-6
3/28	San Diego *	T	5-5
3/30	Cal State Fullerton	L	4-5
4/3	at Arizona	L	7-10
4/4	at Arizona	W	15-7
4/5	at Arizona	W	16-11
4/7	Fresno State	W	7-4
4/8	Fresno State	W	10-9
4/10	at San Francisco *	W	7-6
4/11	at San Francisco *	W	6-0
4/11	at San Francisco *	W	13-8
4/14	at USC	W	3-2
4/15	UNLV	W	17-10
4/20	USC	L	2-15
4/21	UC Santa Barbara	W	10-4
4/24	Pepperdine *	L	7-8
4/25	at Pepperdine *	L	3-8
4/25	at Pepperdine *	L	6-7
4/29	at UC Santa Barbara	L	5-6
5/1	at San Diego *	W	9-7
5/2	at San Diego *	W	9-0
5/2	at San Diego *	L	3-7
5/9	Nevada *	L	2-4
5/9	Nevada *	W	9-2
5/10	Nevada *	W	7-2

* West Coast Conference Game

1988

48-18, 18-6 | WCAC (3rd)

Head Coach Dave Snow

2/1	Cal State Los Angeles	W	14-3
2/4	at Arizona State	L	3-14
2/5	at Arizona State	W	18-6
2/6	at Arizona State	L	1-7
2/9	UCLA	W	7-4
2/10	UC Santa Barbara	W	4-3
2/12	Texas Tech	W	13-8
2/13	Texas Tech	W	10-5
2/14	Texas Tech	W	6-0
2/16	at UCLA	W	9-5
2/17	Long Beach State	W	9-7
2/20	Cal State Dominguez Hills	W	15-8
2/21	U.S. International	W	12-0
2/21	U.S. International	W	14-3
2/23	UC Irvine	W	9-7
2/26	at Hawai'i	W	8-7
2/27	at Hawai'i	W	9-6
2/28	at Hawai'i	L	2-8
3/4	Cal Poly	W	6-4
3/5	Cal Poly	W	10-9
3/8	at Cal State Los Angeles	L	5-6
3/9	Chapman	L	5-11
3/11	Portland	W	14-4
3/12	Portland	W	5-3
3/12	Portland	L	2-3
3/13	at Cal State Fullerton	L	0-3
3/15	at UC Irvine	W	15-0
3/18	San Francisco *	W	15-7
3/19	San Francisco *	W	12-6
3/19	San Francisco *	W	18-0
3/20	San Francisco *	W	5-2
3/22	at USC	W	4-1
3/23	at UC Santa Barbara	W	17-4
3/25	California	W	13-5
3/26	California	W	13-10
3/27	California	W	4-3
3/29	Nebraska	W	15-9
3/30	Nebraska	W	10-7
4/5	at Fresno State	L	1-6
4/6	at Fresno State	L	6-18
4/8	at San Diego *	W	18-2
4/9	at San Diego *	W	5-4
4/9	at San Diego *	W	6-5
4/10	at San Diego *	W	6-4
4/12	USC	L	6-10
4/15	Saint Mary's *	W	12-7
4/16	Saint Mary's *	W	7-3
4/16	Saint Mary's *	W	12-6
4/17	Saint Mary's *	W	17-0
4/22	at Nevada *	W	8-3
4/23	at Nevada *	W	25-5
4/23	at Nevada *	W	18-9
4/24	at Nevada *	L	5-10
4/29	at Santa Clara *	L	6-14
4/30	at Santa Clara *	L	5-6
4/30	at Santa Clara *	L	4-8
5/1	at Santa Clara *	W	16-12
5/4	at Long Beach State	W	10-0
5/6	Pepperdine *	L	4-11
5/7	Pepperdine *	L	2-10
5/7	Pepperdine *	W	9-3
5/8	Pepperdine *	W	10-7
5/27	vs. Arkansas (1)	W	8-3
5/28	vs. Wichita State (1)	L	6-10
5/28	vs. McNeese State (1)	W	12-4
5/29	at Oklahoma State (1)	L	6-8

* West Coast Conference Game

(1) NCAA Midwest Regional, Stillwater, Okla.

1989

39-24-1, 18-5 | WCC (2nd)

Head Coach Chris Smith

1/31	U.S. International	W	20-12
2/1	UC Irvine	T	6-6
2/10	at Stanford	L	5-6
2/11	at Stanford	L	4-11
2/12	at Stanford	L	6-9
2/14	USC	L	5-7
2/15	Long Beach State	L	0-9
2/17	at California	L	5-6
2/18	at California	L	2-9
2/19	at California	W	8-0
2/21	UCLA	W	5-2
2/23	Cal State Fullerton	L	6-7
2/24	Southern Utah	W	12-4
2/25	Southern Utah	W	9-1
2/25	Southern Utah	W	9-3
2/28	at Cal State Fullerton	L	5-7
3/3	Long Beach State	L	3-4
3/5	at Long Beach State	W	4-1
3/7	Portland	W	4-3
3/10	UC Santa Barbara	L	8-14
3/11	UC Santa Barbara	W	20-2
3/11	UC Santa Barbara	L	11-12
3/14	Chapman	L	2-5
3/15	at UCLA	W	14-5
3/17	at San Francisco *	W	7-2
3/18	at San Francisco *	L	7-8
3/19	at San Francisco *	W	6-3
3/23	Utah	W	5-2
3/24	Minnesota	W	10-1
3/25	Minnesota	L	6-7
3/28	Fresno State	W	6-5
3/29	Cal Poly Pomona	W	19-9
4/1	at U.S. International	W	17-7
4/1	at U.S. International	L	7-8
4/4	at USC	L	3-4
4/7	San Diego *	W	7-6
4/8	San Diego *	W	10-5
4/8	San Diego *	W	8-0
4/9	San Diego *	W	11-1
4/11	at UC Irvine	W	6-3
4/11	at UC Irvine	L	0-1
4/14	at Saint Mary's *	W	11-1
4/15	at Saint Mary's *	W	7-1
4/15	at Saint Mary's *	W	8-3
4/16	at Saint Mary's *	W	11-2
4/19	Fresno State	W	8-7
4/21	Nevada *	W	3-2
4/22	Nevada *	W	7-6
4/23	Nevada *	W	8-6
4/23	Nevada *	W	9-2
4/25	Cal State Los Angeles	W	8-7
4/28	Santa Clara *	W	4-2
4/29	Santa Clara *	W	4-3
4/30	Santa Clara *	W	8-2
4/30	Santa Clara *	L	1-6
5/3	at Long Beach State	W	11-4
5/5	at Pepperdine *	L	0-3
5/6	at Pepperdine *	L	4-5
5/6	at Pepperdine *	L	2-3
5/7	at Pepperdine *	W	6-3
5/26	vs. Oklahoma (1)	L	2-5
5/27	vs. Eastern Kentucky (1)	W	9-3
5/27	vs. Oklahoma (1)	W	6-5
5/28	at Arizona (1)	L	4-13

* West Coast Conference Game

(1) NCAA West I Regional, Tucson, Ariz.

1990

45-17, 25-9 | WCC (1st)

Head Coach Chris Smith

1/25	Cal Poly Pomona	W	8-4
1/27	Chapman	L	13-14
1/30	UC Irvine	W	13-6
2/1	at Arizona	L	1-2
2/2	at Arizona	W	5-0
2/3	at Arizona	L	6-11
2/5	Southern Alabama	W	3-0
2/9	at Santa Clara *	L	9-10
2/10	at Santa Clara *	W	3-2
2/10	at Santa Clara *	W	5-3
2/17	Pepperdine *	W	8-7
2/17	Pepperdine *	L	3-8
2/20	Cal State Fullerton	W	12-10
2/28	UCLA	L	2-10
3/2	San Diego *	W	17-7
3/3	San Diego *	W	6-5
3/3	San Diego *	W	4-3
3/9	at UC Santa Barbara	W	7-3
3/10	at UC Santa Barbara	W	10-9
3/10	at UC Santa Barbara	W	13-3
3/11	at Cal State Fullerton	L	8-9
3/13	Pacific	W	12-5
3/14	Pacific	W	9-3
3/16	San Francisco *	W	9-7
3/17	San Francisco *	W	9-3
3/17	San Francisco *	L	9-10
3/19	Utah	W	16-3
3/20	Wisconsin	W	9-3
3/23	at Saint Mary's *	L	2-4
3/24	at Saint Mary's *	W	8-2
3/24	at Saint Mary's *	W	12-5
3/28	California	W	4-3
3/30	Nevada *	W	17-4
3/31	Nevada *	W	14-3
3/31	Nevada *	W	6-5
4/1	Nevada *	W	3-2
4/3	at USC	W	8-6
4/6	Saint Mary's *	W	11-9
4/7	Saint Mary's *	W	14-6
4/7	Saint Mary's *	W	10-9
4/10	Pepperdine *	L	6-7
4/13	at San Francisco *	W	14-9
4/14	at San Francisco *	W	7-4
4/14	at San Francisco *	W	14-6
4/17	at Long Beach State	W	11-10
4/22	at U.S. International	W	16-7
4/25	at UCLA	W	11-10
4/27	at San Diego *	L	1-4
4/28	at San Diego *	L	1-2
4/28	at San Diego *	W	13-2
5/1	Long Beach State	L	0-5
5/4	Santa Clara *	W	6-5
5/5	Santa Clara *	W	10-2
5/5	Santa Clara *	W	15-4
5/13	U.S. International	W	10-4
5/13	U.S. International	W	10-2
5/15	at U.S. International	W	15-2
5/18	at Pepperdine *	L	3-4
5/19	at Pepperdine *	W	7-2
5/19	at Pepperdine *	L	0-3
5/25	vs. Washington State (1)	L	2-13
5/26	at Arizona State (1)	L	9-11

* West Coast Conference Game

(1) NCAA West II Regional, Tempe, Ariz.

1991

38-22, 25-11 | WCC (2nd)

Head Coach Chris Smith

1/26	at UC Santa Barbara	L	4-8
1/27	at U.S. International	W	8-4
1/29	UC Irvine	W	11-1
2/1	at Arizona State	L	1-9
2/2	at Arizona State	L	2-8
2/3	at Arizona State	L	12-19
2/6	at UCLA	W	7-5
2/8	Nevada *	W	11-2
2/9	Nevada *	L	5-10
2/9	Nevada *	W	19-1
2/12	Cal State Fullerton	W	9-6
2/15	at San Diego *	L	1-3
2/16	at San Diego *	L	5-6
2/19	UC Santa Barbara	W	8-7
2/22	at San Francisco *	W	4-2
2/23	at San Francisco *	W	5-4
2/23	at San Francisco *	W	16-2
3/1	Saint Mary's *	W	9-3
3/2	Saint Mary's *	L	4-7
3/2	Saint Mary's *	W	4-3
3/5	at UC Irvine	W	8-2
3/8	Santa Clara *	W	6-2
3/9	Santa Clara *	W	5-3
3/9	Santa Clara *	W	9-7
3/12	USC	L	7-8
3/15	at Pepperdine *	L	3-4
3/16	at Pepperdine *	L	1-5
3/16	at Pepperdine *	W	6-3
3/19	Long Beach State	L	2-10
3/22	at UNLV	L	8-9
3/23	vs. Illinois (1)	W	18-2
3/24	vs. Illinois (1)	W	9-5
3/26	Hartford	W	9-1
3/27	Hartford	W	2-1
4/5	at Saint Mary's *	L	8-9
4/6	at Saint Mary's *	L	1-6
4/6	at Saint Mary's *	W	8-6
4/9	at Long Beach State	L	9-16
4/12	San Francisco *	W	16-7
4/13	San Francisco *	W	10-2
4/13	San Francisco *	W	10-8
4/16	at Fresno State	L	3-4
4/19	San Diego *	W	9-7
4/20	San Diego *	W	11-5
4/20	San Diego *	L	4-10
4/21	San Diego *	W	14-3
4/23	at USC	L	5-6
4/26	at Santa Clara *	W	8-4
4/27	at Santa Clara *	W	4-2
4/27	at Santa Clara *	W	13-5
4/30	at Cal State Fullerton	W	6-4
5/3	at Nevada *	W	24-12
5/4	at Nevada *	L	4-5
5/4	at Nevada *	W	8-3
5/11	at U.S. International	W	13-5
5/12	at U.S. International	W	13-3
5/14	at UC Santa Barbara	L	9-10
5/17	Pepperdine *	W	18-8
5/18	Pepperdine *	L	1-3
5/18	Pepperdine *	W	10-6

* West Coast Conference Game
(1) Game Played at UNLV

1992

16-36, 10-16 | WCC (5th)

Head Coach Jody Robinson

1/28	at UC Irvine	L	0-8
1/31	Nevada	W	12-4
2/1	Nevada	L	4-5
2/2	Nevada	L	4-6
2/3	at Long Beach State	L	1-15
2/7	UC Santa Barbara	L	6-10
2/8	UC Santa Barbara	W	4-1
2/9	UC Santa Barbara	L	3-6
2/11	Cal State Fullerton	L	2-13
2/18	Long Beach State	W	4-3
2/25	UC Irvine	W	10-8
2/28	San Diego *	W	15-13
2/29	San Diego *	L	4-15
3/3	San Diego *	W	8-7
3/4	at USC	L	4-9
3/6	UCLA	L	3-9
3/7	at Saint Mary's *	W	11-9
3/7	at Saint Mary's *	L	2-8
3/7	at Saint Mary's * (1)	W	8-11
3/10	at Long Beach State	W	3-2
3/13	Pepperdine *	L	4-17
3/14	Pepperdine *	L	1-7
3/14	Pepperdine *	L	2-6
3/16	Hartford	L	6-9
3/17	Chapman	L	5-9
3/20	San Francisco *	W	9-8
3/24	USC	L	2-4
3/27	at Santa Clara *	L	3-4
3/28	at Santa Clara *	W	16-8
3/28	at Santa Clara *	L	4-8
3/31	at Fresno State	L	2-5
4/3	at San Francisco *	L	5-10
4/4	at San Francisco *	L	6-7
4/4	at San Francisco *	L	0-4
4/5	at San Francisco *	L	6-13
4/7	Fresno State	L	8-10
4/8	at Cal State Northridge	L	3-12
4/10	Santa Clara *	W	9-6
4/11	Santa Clara *	L	5-10
4/11	Santa Clara *	L	9-15
4/14	at UCLA	L	1-9
4/16	Cal State Fullerton	W	8-2
4/18	at Cal State Fullerton	L	2-8
4/18	at Cal State Fullerton	L	3-11
4/21	at Chapman	L	18-19
4/24	Saint Mary's *	W	8-7
4/25	Saint Mary's *	W	7-5
4/25	Saint Mary's *	W	9-8
4/28	Christ College	L	4-6
5/8	at Pepperdine *	L	1-6
5/8	at Pepperdine *	L	2-3
5/9	at Pepperdine *	L	2-17

* West Coast Conference Game
(1) Game Forfeited to LMU

1993

23-33, 14-16 | WCC (4th)

Head Coach Jody Robinson

1/29	at UC Santa Barbara	W	4-3
1/30	at UC Santa Barbara	L	7-13
1/31	at UC Santa Barbara	W	9-3
2/2	at USC	L	3-7
2/5	at Fresno State	L	8-9
2/6	at Fresno State	L	1-6
2/7	at Fresno State	L	3-15
2/9	Chapman	W	6-0
2/17	Cal State Fullerton	L	4-12
2/20	Cal State Northridge	L	4-10
2/21	Cal State Northridge	L	0-2
2/21	Cal State Northridge	L	2-7
2/27	Southern Utah	W	6-5
2/27	Southern Utah	W	6-1
2/28	Southern Utah	W	14-3
3/3	UCLA	L	10-12
3/7	at San Francisco *	L	5-6
3/7	at San Francisco *	W	6-4
3/8	at San Francisco *	W	7-1
3/9	at USC	L	2-6
3/12	Saint Mary's *	W	12-6
3/13	Saint Mary's *	W	4-0
3/13	Saint Mary's *	W	9-4
3/16	USC	L	5-8
3/19	at Pepperdine *	W	5-0
3/20	at Pepperdine *	L	0-4
3/20	at Pepperdine *	L	1-2
3/24	at Chapman	W	6-5
3/24	at San Diego *	L	3-5
3/27	at San Diego*	L	0-3
3/28	at San Diego*	W	6-2
3/30	at Long Beach State	L	7-8
4/2	Santa Clara *	W	11-4
4/3	Santa Clara *	L	3-8
4/3	Santa Clara *	L	5-14
4/6	Long Beach State	L	6-9
4/7	Cal State San Bernardino	L	8-18
4/13	at Cal State Fullerton	L	8-14
4/6	San Diego *	W	7-4
4/7	San Diego *	L	3-8
4/17	San Diego *	W	11-3
4/21	Christ College	W	7-4
4/23	at Santa Clara *	L	8-15
4/24	at Santa Clara *	L	4-7
4/24	at Santa Clara *	W	3-2
4/27	at Cal State Dominguez Hills	W	14-7
4/30	San Francisco *	L	3-5
5/1	San Francisco *	W	8-2
5/1	San Francisco *	W	10-8
5/9	at Saint Mary's *	L	7-12
5/9	at Saint Mary's *	L	1-5
5/9	at Saint Mary's *	L	5-9
5/10	at UCLA	L	5-11
5/12	Pepperdine *	L	3-9
5/14	Pepperdine *	L	3-14
5/15	Pepperdine *	W	9-6

* West Coast Conference Game

1994

26-31, 13-17 | WCC (T-4th)

Head Coach Jody Robinson

2/5	Biola	W	3-0
2/8	Cal State Fullerton	L	8-15
2/11	at Hawai'i	L	8-14
2/12	at Hawai'i	L	3-4
2/13	at Hawai'i	W	7-6
2/15	at Hawai'i-Hilo	W	5-3
2/15	at Hawai'i-Hilo	W	5-1
2/18	Portland State	W	13-7
2/19	Portland State	L	4-6
2/19	Portland State	L	2-7
2/22	Long Beach State	L	2-5
2/25	UC Santa Barbara	W	2-1
2/26	UC Santa Barbara	L	8-12
2/27	UC Santa Barbara	L	3-5
3/1	USC	L	7-13
3/4	Pepperdine *	L	3-5
3/5	Pepperdine *	W	8-3
3/5	Pepperdine *	W	7-5
3/8	at Long Beach State	L	4-7
3/11	at Santa Clara *	L	5-11
3/12	at Santa Clara *	W	7-5
3/12	at Santa Clara *	L	10-13
3/14	Hartford	W	10-1
3/16	UCLA	W	7-4
3/18	at San Francisco *	W	8-6
3/18	at San Francisco *	L	1-3
3/19	at San Francisco *	L	1-15
3/23	at USC	L	7-11
3/24	San Diego *	L	2-15
3/25	San Diego *	W	6-5
3/26	San Diego *	L	2-10
3/29	at Cal State Northridge	W	13-7
3/31	at Grand Canyon	L	4-15
4/1	at Grand Canyon	W	12-4
4/2	at Grand Canyon	L	5-6
4/5	San Diego State	W	3-0
4/8	at Saint Mary's *	L	3-6
4/9	at Saint Mary's *	L	5-8
4/9	at Saint Mary's *	W	6-2
4/12	at Cal State Fullerton	L	5-7
4/15	at San Diego *	L	3-7
4/16	at San Diego *	L	3-7
4/16	at San Diego *	L	2-6
4/19	Cal State Northridge	W	15-6
4/22	Saint Mary's *	W	6-2
4/22	Saint Mary's *	L	3-4
4/23	Saint Mary's *	W	5-4
4/29	at Pepperdine *	L	1-8
4/30	at Pepperdine *	W	4-3
4/30	at Pepperdine *	L	8-14
5/4	at UCLA	W	11-4
5/6	San Francisco *	W	10-4
5/7	San Francisco *	W	11-10
5/7	San Francisco *	W	7-6
5/15	Santa Clara *	L	2-3
5/16	Santa Clara *	W	7-3
5/16	Santa Clara *	L	5-6

* West Coast Conference Game

1995

22-33, 12-17 | WCC (4th)

Head Coach Jody Robinson

1/27	at UNLV	W	10-5
1/28	at UNLV	L	8-11
1/29	at UNLV	W	9-2
2/3	Cal State Northridge	L	4-10
2/4	at Cal State Northridge	L	5-6
2/5	Cal State Northridge	L	2-10
2/15	at USC	L	4-13
2/10	Southern Utah	W	9-2
2/11	Southern Utah	L	6-7
2/11	Southern Utah	L	4-12
2/15	USC	L	1-9
2/21	Long Beach State	L	5-11
2/24	at Arizona State	W	8-5
2/25	at Arizona State	L	2-6
2/26	at Arizona State	L	3-4
2/28	at Long Beach State	L	5-14
3/3	at San Diego *	L	0-8
3/4	at San Diego *	L	3-4
3/4	at San Diego *	L	2-3
3/8	at UCLA	W	4-1
3/10	Saint Mary's *	L	5-6
3/10	Saint Mary's *	L	6-11
3/15	Cal State Fullerton	L	1-18
3/17	at Pepperdine *	L	0-10
3/18	at Pepperdine *	L	2-3
3/18	at Pepperdine *	L	4-5
3/21	Dartmouth	W	14-10
3/24	San Francisco *	W	6-5
3/25	San Francisco *	W	15-12
3/25	San Francisco *	W	11-5
3/31	at Santa Clara *	L	0-16
4/1	at Santa Clara *	L	4-5
4/1	at Santa Clara *	L	3-13
4/5	at Cal State Fullerton	L	5-14
4/7	at Saint Mary's *	W	8-6
4/7	at Saint Mary's *	W	4-1
4/8	at Saint Mary's *	W	3-1
4/8	at Saint Mary's *	W	5-2
4/11	San Diego State	W	9-8
4/13	Grand Canyon	W	16-7
4/15	Grand Canyon	L	7-9
4/15	Grand Canyon	W	7-3
4/21	San Diego *	L	10-17
4/22	San Diego *	W	11-2
4/22	San Diego *	W	17-13
4/25	at San Diego State	L	4-5
4/28	at San Francisco *	W	6-4
4/29	at San Francisco *	W	3-1
4/29	at San Francisco *	L	6-8
5/3	UCLA	W	8-3
5/5	Santa Clara *	L	3-6
5/6	Santa Clara *	W	10-6
5/6	Santa Clara *	L	7-8
5/14	Pepperdine *	L	0-11
5/15	Pepperdine *	L	8-16

* West Coast Conference Game

1996

5-55, 4-24 | 22-38, 14-14 Without Forfeits | WCC (8th)

Head Coach Jody Robinson

1/26	UC Santa Barbara	L	2-12
1/27	at UC Santa Barbara	L	2-9
1/30	at USC	L	5-11
2/2	at Arizona State	L	7-19
2/3	at Arizona State	L	2-10
2/4	at Arizona State	L	6-11
2/6	Long Beach State	L	8-21
2/8	at Grand Canyon (1)	L	7-8
2/9	vs. Oklahoma State (1)	L	10-20
2/10	vs. New Mexico State (1) (2)	L	7-6
2/13	San Diego State	L	6-16
2/16	Portland State	W	5-1
2/17	Portland State	L	3-6
2/18	Portland State	L	7-10
2/28	UCLA (2)	L	10-7
3/1	at Pepperdine *	L	1-7
3/2	at Pepperdine *	L	1-5
3/2	at Pepperdine *	L	5-6
3/3	at Pepperdine *	L	0-6
3/5	at Long Beach State	L	3-15
3/7	at Hawai'i	L	4-10
3/8	at Hawai'i	L	6-16
3/9	at Hawai'i	L	4-12
3/11	at Hawai'i-Hilo (2)	L	8-2
3/12	at Hawai'i-Hilo (2)	L	10-9
3/13	at Hawai'i-Hilo (2)	L	10-5
3/17	at Cal State Fullerton	L	2-13
3/20	at Cal State Northridge	L	0-15
3/22	Portland *	W	10-5
3/23	Portland *	W	15-1
3/23	Portland * (2)	L	10-6
3/24	Portland *	W	3-0
3/27	USC	L	3-13
3/29	at Saint Mary's *	L	9-13
3/30	at Saint Mary's * (2)	L	8-4
3/30	at Saint Mary's *	L	2-5
3/31	at Saint Mary's *	W	12-5
4/2	Cal State Northridge	L	4-5
4/8	at UNLV	L	7-12
4/9	at UNLV	L	8-12
4/10	Cal State Fullerton	L	7-12
4/12	San Francisco * (2)	L	10-9
4/13	San Francisco * (2)	L	10-7
4/13	San Francisco * (2)	L	10-4
4/14	San Francisco *	L	2-15
4/17	Cal Poly Pomona (2)	L	8-7
4/19	at Gonzaga * (2)	L	18-1
4/20	at Gonzaga * (2)	L	11-10
4/21	at Gonzaga *	L	3-4
4/21	at Gonzaga * (2)	L	11-7
4/24	at UCLA	L	5-11
4/26	San Diego * (2)	L	8-5
4/27	San Diego *	L	1-3
4/27	San Diego * (2)	L	10-3
4/28	San Diego *	L	8-12
4/30	at San Diego State (2)	L	13-4
5/3	at Santa Clara *	L	2-3
5/4	at Santa Clara *	L	6-7
5/4	at Santa Clara *	L	0-4
5/5	at Santa Clara *	L	5-22

* West Coast Conference Game
(1) GCU Dual in the Desert, Phoenix, Ariz.
(2) Game Forfeited by LMU

1997

21-39, 11-17 | WCC (6th)

Head Coach Frank Cruz

1/28	at USC	L	2-7
1/31	at UC Santa Barbara	L	3-8
2/1	at UC Santa Barbara	W	10-9
2/2	at UC Santa Barbara	L	10-14
2/4	vs. San Diego State (1)	W	5-4
2/7	Biola	L	2-6
2/8	Sonoma State	W	7-6
2/14	at UCLA	L	1-13
2/15	UCLA	L	5-10
2/16	at UCLA	L	4-13
2/19	at Cal State Fullerton	W	11-3
2/21	vs. Point Loma Nazarene (2)	W	10-7
2/21	vs. Utah (2)	L	5-6
2/22	vs. Missouri (2)	W	11-10
2/23	at San Diego State (2)	L	4-8
2/28	Nevada	W	12-10
3/1	Nevada	L	7-10
3/2	Nevada	L	5-8
3/4	at Long Beach State	L	5-7
3/6	Cal State Northridge	L	4-5
3/7	at Cal State Northridge	L	9-11
3/11	Long Beach State	L	4-12
3/14	at Hawai'i-Hilo	L	1-3
3/15	at Hawai'i-Hilo	W	6-2
3/15	at Hawai'i-Hilo	L	5-8
3/16	at Hawai'i-Hilo	W	9-8
3/21	Gonzaga *	L	4-10
3/22	Gonzaga *	W	10-6
3/22	Gonzaga *	L	5-6
3/23	Gonzaga *	W	6-2
3/25	at UNLV	L	9-10
3/26	at UNLV	L	8-21
3/29	Cal State Dominguez Hills	L	5-9
4/4	at Portland *	L	2-3
4/5	at Portland *	W	10-3
4/5	at Portland *	W	19-11
4/6	at Portland *	L	2-3
4/9	Cal State Northridge	L	10-19
4/11	Santa Clara *	L	7-15
4/12	Santa Clara *	L	1-16
4/12	Santa Clara *	L	3-15
4/13	Santa Clara *	L	3-6
4/15	USC	W	8-0
4/18	at San Diego *	L	0-6
4/19	at San Diego *	W	5-1
4/19	at San Diego *	L	1-10
4/20	at San Diego *	W	5-4
4/23	at Cal State Northridge	L	14-23
4/25	Saint Mary's *	W	4-2
4/26	Saint Mary's *	W	4-3
4/26	Saint Mary's *	W	2-1
4/27	Saint Mary's *	L	4-9
5/2	at San Francisco *	L	9-10
5/3	at San Francisco *	L	8-9
5/3	at San Francisco *	W	7-3
5/4	at San Francisco *	L	5-16
5/9	Pepperdine *	L	3-19
5/10	Pepperdine *	L	0-7
5/10	Pepperdine *	L	6-16
5/11	Pepperdine *	W	16-7

* West Coast Conference Game
(1) Game Played at Dedeaux Field (USC)
(2) San Diego Baseball Classic, San Diego, Calif.

1998

34-23-1, 21-8 | WCC (1st)

Head Coach Frank Cruz

1/27	at Cal State Northridge	L	10-11
1/30	Utah	W	15-13
1/31	Utah	W	17-13
2/1	Utah	L	8-12
2/2	at Cal State Fullerton	L	9-17
2/7	Nevada	W	5-4
2/7	Nevada	L	6-12
2/8	Nevada	W	10-6
2/10	Cal State Dominguez Hills	W	22-9
2/13	at UC Santa Barbara	T	6-6
2/15	UC Santa Barbara	W	10-7
2/18	at #14 UCLA	L	4-10
2/20	at Hawai'i	L	3-7
2/21	at Hawai'i	L	2-3
2/22	at Hawai'i	L	1-2
2/25	Cal State Northridge	W	12-4
2/28	Cal State Los Angeles	L	2-3
2/28	Cal State Los Angeles	W	27-3
3/1	Cal State Los Angeles	W	16-8
3/10	UCLA	W	16-8
3/14	Gonzaga *	W	14-3
3/14	Gonzaga *	W	8-7
3/15	Gonzaga *	W	12-5
3/17	at USC	L	4-6
3/21	Santa Clara *	W	8-7
3/21	Santa Clara *	L	0-4
3/22	Santa Clara *	W	9-4
3/27	San Diego *	L	9-13
3/28	San Diego *	L	11-12
3/28	San Diego *	W	16-8
3/31	Long Beach State	W	8-3
4/4	Portland *	W	15-8
4/4	Portland *	W	7-6
4/5	Portland *	W	11-10
4/7	San Diego State	L	15-16
4/9	at Pepperdine *	L	6-9
4/13	at Pepperdine *	L	0-5
4/13	at Pepperdine *	W	5-3
4/14	USC	W	12-6
4/18	at San Francisco *	W	11-4
4/18	at San Francisco *	L	9-10
4/19	at San Francisco *	W	16-4
4/20	at Saint Mary's *	W	7-5
4/21	at Long Beach State	L	1-9
4/24	at Santa Clara *	W	4-3
4/25	at Santa Clara *	W	6-4
4/25	at Santa Clara *	W	14-6
4/29	Cal State Fullerton	L	11-12
5/2	Saint Mary's *	W	16-4
5/2	Saint Mary's *	L	6-9
5/3	Saint Mary's *	W	12-11
5/3	Saint Mary's *	W	12-8
5/10	at Portland *	L	3-4
5/10	at Portland *	W	20-10
5/11	at Portland *	W	5-3
5/21	at Stanford (1)	W	6-2
5/22	vs. Long Beach State (1)	L	9-19
5/23	vs. Alabama (1)	L	5-13

* West Coast Conference Game
(1) NCAA Regionals, Palo Alto, Calif.

1999

33-28, 18-12 | WCC (1st)

Head Coach Frank Cruz

2/3	Cal State Dominguez Hills	W	5-2
2/5	Nevada	L	2-10
2/6	Nevada	L	5-13
2/7	Nevada	L	5-7
2/10	USC	W	8-5
2/12	UC Santa Barbara	L	5-7
2/13	UC Santa Barbara	W	15-7
2/14	UC Santa Barbara	L	3-11
2/15	Texas Tech	W	6-3
2/18	vs. Arizona (1)	W	15-3
2/19	vs. UCLA (1)	L	5-6
2/20	vs. Oklahoma State (1)	L	2-6
2/21	vs. Oregon State (1)	W	13-4
2/24	Long Beach State	L	5-6
2/26	at Cal State Northridge	W	11-7
2/27	Cal State Northridge	W	14-9
2/28	Cal State Northridge	W	5-4
3/2	at UNLV	L	4-7
3/3	at UNLV	W	20-11
3/6	at San Diego *	L	4-5
3/7	at San Diego *	W	11-4
3/7	at San Diego *	W	5-2
3/9	UCLA	L	10-12
3/12	at Santa Clara *	W	8-5
3/13	at Santa Clara *	W	10-2
3/13	at Santa Clara *	W	2-1
3/20	Saint Mary's *	W	5-4
3/21	Saint Mary's *	W	5-1
3/21	Saint Mary's *	L	3-6
3/23	at Cal State Fullerton	L	2-8
3/26	San Francisco *	W	8-7
3/27	San Francisco *	W	12-5
3/27	San Francisco *	L	2-4
4/7	at USC	W	9-4
4/11	at Portland *	L	1-4
4/11	at Portland *	L	3-6
4/13	at UCLA	W	7-5
4/17	Pepperdine *	W	19-10
4/17	Pepperdine *	W	8-6
4/18	Pepperdine *	W	6-5
4/21	Cal State Fullerton	L	3-5
4/24	at Gonzaga *	W	6-3
4/24	at Gonzaga *	L	3-12
4/25	at Gonzaga *	L	6-15
4/27	at Long Beach State	L	2-4
4/30	Portland *	L	4-9
4/30	Portland *	L	7-13
5/1	Portland *	W	9-2
5/1	Portland *	L	9-10
5/9	at Saint Mary's *	W	10-1
5/9	at Saint Mary's *	W	6-1
5/10	at Saint Mary's *	L	1-3
5/12	at Cal State Northridge	W	15-7
5/15	Santa Clara *	L	10-11
5/15	Santa Clara *	W	6-3
5/16	Santa Clara *	W	12-3
5/21	Pepperdine (2)	W	3-2
5/22	Pepperdine (2)	L	2-18
5/22	Pepperdine (2)	W	7-6
5/28	at Stanford (3)	L	2-10
5/29	vs. Nevada (3)	L	3-4

* West Coast Conference Game
(1) San Diego Baseball Classic, San Diego, Calif.
(2) WCC Championship Series, Los Angeles, Calif.
(3) NCAA Regionals, Palo Alto, Calif.

2000

40-19, 22-8 | WCC (1st)

Head Coach Frank Cruz

2/4	at California	L	1-2
2/5	at California	W	9-4
2/6	at California	W	9-6
2/8	USC	L	8-9
2/11	at UC Santa Barbara	W	12-7
2/15	UCLA	W	5-4
2/18	Utah	L	3-4
2/19	Utah	W	4-1
2/20	Utah	L	2-6
2/22	Cal State Los Angeles	W	16-3
2/25	Cal Poly	W	16-13
2/26	Cal Poly	W	16-6
2/27	Cal State San Bernardino	W	10-4
3/1	at UC Santa Barbara	W	11-9
3/3	at Nevada	L	3-4
3/4	at Nevada	L	0-4
3/5	at Nevada	W	11-4
3/10	San Francisco *	W	16-4
3/11	San Francisco *	W	18-5
3/12	San Francisco *	W	13-10
3/14	Long Beach State	L	9-11
3/17	at Gonzaga *	L	4-5
3/18	at Gonzaga *	L	4-19
3/19	at Gonzaga *	W	8-4
3/21	at USC	L	3-7
3/24	Santa Clara *	W	20-4
3/25	Santa Clara *	W	16-9
3/26	Santa Clara *	W	6-4
3/28	at Fresno State	L	5-8
3/31	Saint Mary's *	W	30-9
4/1	Saint Mary's *	L	7-15
4/3	Saint Mary's *	W	11-7
4/4	at UCLA	W	23-12
4/7	at Pepperdine *	L	4-5
4/8	at Pepperdine *	W	3-1
4/9	at Pepperdine *	W	4-3
4/11	Cal State Fullerton	W	11-2
4/14	at Portland *	L	2-4
4/15	at Portland *	W	3-2
4/16	at Portland *	W	8-7
4/18	San Diego *	W	11-8
4/20	San Diego *	L	4-6
4/22	San Diego *	W	8-5
4/25	at Long Beach State	W	10-4
4/28	at San Francisco *	W	10-2
4/29	at San Francisco *	W	9-7
4/30	at San Francisco *	W	9-6
5/5	Gonzaga *	W	5-1
5/6	Gonzaga *	W	12-2
5/7	Gonzaga *	W	13-8
5/8	at UC Santa Barbara	W	2-0
5/12	at Santa Clara *	W	11-1
5/13	at Santa Clara *	L	2-9
5/13	at Santa Clara *	L	8-9
5/19	Pepperdine (1)	W	19-5
5/20	Pepperdine (1)	W	6-2
5/26	at Cal State Fullerton (2)	W	6-4
5/27	vs. USC (2)	L	5-13
5/27	at Cal State Fullerton (2)	L	2-5

* West Coast Conference Game
(1) WCC Championship Series, Los Angeles, Calif.
(2) NCAA Regionals, Fullerton, Calif.

2001

21-37, 8-22 | WCC (4th)

Head Coach Frank Cruz

1/30	Cal State Northridge	W	7-3
2/2	at Hawai'i-Hilo	W	6-1
2/3	at Hawai'i-Hilo	W	6-4
2/3	at Hawai'i-Hilo	W	12-6
2/4	at Hawai'i-Hilo	W	3-1
2/6	at UCLA	L	6-10
2/9	Cal State Dominguez Hills	W	9-5
2/10	Missouri	L	7-10
2/11	Cal State Los Angeles	W	7-6
2/14	at Cal State Fullerton	L	3-5
2/16	California	L	6-14
2/17	California	W	9-8
2/18	California	L	5-8
2/20	at USC	W	9-1
2/23	UC Santa Barbara	L	4-10
3/1	UC Santa Barbara	L	4-15
3/2	at Cal Poly	W	11-10
3/2	at Cal Poly	L	3-5
3/3	at Cal Poly	W	7-5
3/6	UCLA	L	4-8
3/9	Gonzaga *	L	7-14
3/10	Gonzaga *	W	12-5
3/11	Gonzaga *	L	9-10
3/13	at San Diego State	L	5-6
3/16	at Santa Clara *	L	5-6
3/17	at Santa Clara *	L	5-7
3/18	at Santa Clara *	L	2-3
3/20	San Diego State	L	3-11
3/23	San Francisco *	L	2-5
3/24	San Francisco *	W	7-2
3/25	San Francisco *	W	10-9
3/27	Long Beach State	L	6-13
3/30	Portland *	W	8-7
3/31	Portland *	L	2-20
4/1	Portland *	L	3-11
4/3	at Long Beach State	L	4-10
4/7	at Saint Mary's *	L	6-12
4/7	at Saint Mary's *	L	6-9
4/8	at Saint Mary's *	L	0-3
4/10	Cal State Northridge	L	1-6
4/12	Pepperdine *	L	5-8
4/14	Pepperdine *	L	0-11
4/16	Pepperdine *	L	2-8
4/17	Cal State Fullerton	L	5-9
4/20	at San Diego *	L	2-7
4/21	at San Diego *	L	5-8
4/22	at San Diego *	L	1-11
4/24	USC	W	13-7
4/27	Santa Clara *	L	6-11
4/28	Santa Clara *	L	6-15
4/29	Santa Clara *	L	4-5
5/4	at San Francisco *	L	2-3
5/6	at San Francisco *	L	6-7
5/6	at San Francisco *	W	10-6
5/8	at Cal State Northridge	W	12-7
5/11	at Gonzaga *	W	18-7
5/12	at Gonzaga *	W	10-6
5/13	at Gonzaga *	W	6-4

* West Coast Conference Game

2002

22-34, 15-15 | WCC (3rd)

Head Coach Frank Cruz

1/31	at UC Santa Barbara	W	5-0
2/1	at UC Santa Barbara	L	4-8
2/2	at UC Santa Barbara	W	7-5
2/5	Cal State Northridge	L	5-6
2/11	UCLA	L	2-7
2/15	Oklahoma State	L	0-13
2/16	Cal Poly	W	17-15
2/17	Cal Poly	W	5-4
2/19	Cal State Fullerton	L	6-7
2/22	at Texas	L	1-10
2/23	at Texas	L	3-17
2/24	at Texas	L	2-8
2/26	San Diego State	W	6-3
3/1	at Arizona State	L	2-15
3/2	at Arizona State	L	2-7
3/3	at Arizona State	L	5-10
3/5	at UCLA	L	9-10
3/8	at Mississippi State	L	1-7
3/9	at Mississippi State	L	5-8
3/10	at Mississippi State	W	3-2
3/13	at Cal State Fullerton	L	5-6
3/15	Portland *	W	12-5
3/16	Portland *	L	10-14
3/17	Portland *	W	10-6
3/19	USC	W	31-7
3/22	San Francisco *	W	6-4
3/23	San Francisco *	W	11-7
3/24	San Francisco *	L	21-25
3/28	at San Diego *	L	2-12
3/30	at San Diego *	W	5-1
4/1	at San Diego *	W	5-2
4/5	at Saint Mary's *	L	2-12
4/6	at Saint Mary's *	L	2-3
4/7	at Saint Mary's *	W	8-2
4/9	at Long Beach State	L	3-5
4/12	Pepperdine *	L	8-14
4/13	Pepperdine *	W	10-9
4/14	Pepperdine *	W	7-5
4/16	at USC	L	4-8
4/19	at Gonzaga *	L	2-11
4/20	at Gonzaga *	L	1-9
4/21	at Gonzaga *	L	1-9
4/26	Santa Clara *	W	14-6
4/27	Santa Clara *	L	3-6
4/28	Santa Clara *	L	1-17
4/30	Long Beach State	L	9-19
5/3	San Diego *	W	14-5
5/4	San Diego *	L	4-14
5/5	San Diego *	L	7-14
5/10	at San Francisco *	W	13-4
5/11	at San Francisco *	W	7-5
5/12	at San Francisco *	L	8-11
5/14	at Cal State Northridge	L	6-9
5/17	at Portland *	L	10-18
5/18	at Portland *	W	8-5
5/19	at Portland *	W	11-5

* West Coast Conference Game

2003

26-30, 13-17 | WCC (3rd)

Head Coach Frank Cruz

2/7	at California	L	4-5
2/8	at California	L	6-11
2/9	at California	L	2-4
2/14	Washington	L	9-10
2/15	Washington	W	5-3
2/16	Washington	W	4-3
2/18	Cal State Northridge	W	12-4
2/21	at Cal Poly	W	5-4
2/22	at Cal Poly	W	11-9
2/23	at Cal Poly	L	1-3
2/28	San Jose State	W	9-7
3/1	San Jose State	W	7-6
3/2	San Jose State	W	8-7
3/4	UCLA	W	9-0
3/7	UC Santa Barbara	L	2-6
3/8	UC Santa Barbara	L	8-14
3/9	UC Santa Barbara	W	8-5
3/11	at Cal State Northridge	W	9-4
3/14	at Portland *	W	6-0
3/15	at Portland *	W	15-5
3/16	at Portland *	W	14-2
3/19	#5 Cal State Fullerton	W	3-2
3/21	at San Francisco *	L	6-12
3/22	at San Francisco *	L	4-9
3/23	at San Francisco *	W	7-5
3/26	UC Riverside	L	3-5
3/28	San Diego *	L	4-7
3/29	San Diego *	L	1-4
3/29	San Diego *	W	9-2
4/1	at #8 Long Beach State	W	11-6
4/4	Saint Mary's *	W	7-3
4/5	Saint Mary's *	W	4-1
4/6	Saint Mary's *	W	12-11
4/8	at #2 Cal State Fullerton	L	6-22
4/11	at Pepperdine *	L	2-4
4/12	at Pepperdine *	L	4-5
4/13	at Pepperdine *	L	4-5
4/15	USC	L	5-8
4/17	Gonzaga *	W	7-5
4/19	Gonzaga *	L	3-4
4/19	Gonzaga *	L	4-11
4/22	#5 Long Beach State	L	5-11
4/25	at Santa Clara *	L	4-6
4/26	at Santa Clara *	L	2-3
4/27	at Santa Clara *	L	4-5
4/29	at UCLA	L	1-7
5/2	at San Diego *	L	4-6
5/4	at San Diego *	L	2-4
5/4	at San Diego *	L	2-11
5/9	San Francisco *	W	16-10
5/10	San Francisco *	L	7-9
5/11	San Francisco *	L	2-6
5/13	at USC	L	3-5
5/16	Portland *	W	14-15
5/17	Portland *	W	3-1
5/18	Portland *	W	15-19

* West Coast Conference Game

2004

32-22-1, 20-7 | WCC (1st)

Head Coach Frank Cruz

2/10	UC Riverside	W	5-4
2/14	at Baylor	W	8-7
2/15	at Baylor	L	4-5
2/15	at Baylor	L	0-1
2/17	UCLA	W	7-3
2/21	New Mexico State	W	2-1
2/21	New Mexico State	W	8-5
2/24	Cal State Fullerton	W	3-2
2/28	at San Jose State	L	2-4
2/28	at San Jose State	L	2-10
2/29	at San Jose State	W	11-0
3/2	at Fresno State	W	14-2
3/5	San Diego *	W	5-4
3/6	San Diego *	W	10-4
3/7	San Diego *	W	9-8
3/9	at UC Santa Barbara	W	11-9
3/12	at Washington	L	1-10
3/13	at Washington	L	3-6
3/14	at Washington	L	5-11
3/16	at UCLA	L	5-7
3/19	at San Diego *	L	2-11
3/20	at San Diego *	W	12-10
3/21	at San Diego *	W	10-8
3/22	New Mexico State	T	8-8
3/23	at USC	L	1-10
3/26	Gonzaga *	L	3-7
3/27	Gonzaga *	W	7-5
3/28	Gonzaga *	W	8-6
3/30	UC Santa Barbara	L	7-15
4/2	Saint Mary's *	W	10-5
4/3	Saint Mary's *	W	2-0
4/4	Saint Mary's *	W	4-3
4/6	at UC Riverside	L	2-12
4/8	at Portland *	L	2-3
4/10	at Portland *	L	5-8
4/10	at Portland *	W	12-2
4/13	at Cal State Fullerton	L	1-12
4/16	at Santa Clara *	W	8-0
4/17	at Santa Clara *	L	5-7
4/18	at Santa Clara *	W	12-7
4/20	USC	W	11-7
4/23	San Francisco *	W	6-3
4/24	San Francisco *	L	7-10
4/25	San Francisco *	W	7-0
4/27	at San Diego State	L	4-7
4/30	Pepperdine *	W	7-3
5/1	Pepperdine *	L	3-4
5/2	Pepperdine *	W	12-6
5/9	at Saint Mary's *	W	8-6
5/9	at Saint Mary's *	W	12-3
5/10	at Saint Mary's *	W	10-3
5/11	Cal State Northridge	W	11-10
5/18	at Cal State Northridge	W	13-6
5/28	Pepperdine (1)	L	1-5
5/29	Pepperdine (1)	L	10-12

* West Coast Conference Game

(1) WCC Championship Series, Los Angeles, Calif.

2005

31-27, 18-12 | WCC (1st)

Head Coach Frank Cruz

2/12	California	W	9-8
2/13	California	L	5-8
2/13	California	L	9-11
2/15	#5 Cal State Fullerton	L	2-10
2/23	Chapman	W	4-3
2/25	Utah	L	3-5
2/26	Utah	L	4-8
2/27	Utah	W	17-8
3/1	at Fresno State	L	1-14
3/4	at Houston	W	7-4
3/5	at Houston	L	2-6
3/6	at Houston	L	3-8
3/8	at Long Beach State	L	4-6
3/11	at UC Santa Barbara	L	17-4
3/12	at UC Santa Barbara	W	4-2
3/13	at UC Santa Barbara	L	0-6
3/15	Cal State Northridge	L	9-11
3/18	San Diego *	W	6-4
3/19	San Diego *	W	4-3
3/20	San Diego *	W	7-3
3/22	at UNLV	W	7-6
3/24	at Gonzaga *	L	3-10
3/25	at Gonzaga *	L	0-3
3/29	USC	L	4-12
4/1	at Saint Mary's *	W	8-1
4/2	at Saint Mary's *	L	3-5
4/3	at Saint Mary's *	L	7-12
4/5	at #1 Cal State Fullerton	W	13-6
4/8	Portland *	L	2-3
4/9	Portland *	W	21-9
4/10	Portland *	W	8-4
4/12	UCLA	W	4-2
4/15	Santa Clara *	L	1-3
4/16	Santa Clara *	L	6-18
4/17	Santa Clara *	W	9-4
4/19	#9 Long Beach State	W	10-6
4/22	at San Francisco *	L	4-11
4/23	at San Francisco *	L	5-8
4/24	at San Francisco *	L	5-8
4/26	at #21 USC	W	5-3
4/29	at Pepperdine *	W	6-4
4/30	at Pepperdine *	L	3-5
5/1	at Pepperdine *	W	6-4
5/6	Saint Mary's *	W	12-6
5/7	Saint Mary's *	W	6-3
5/8	Saint Mary's *	W	16-14
5/10	at Cal State Northridge	W	10-2
5/13	at San Diego *	W	5-3
5/14	at San Diego *	W	9-1
5/15	at San Diego *	L	0-4
5/17	at UCLA	W	6-1
5/20	Gonzaga *	W	3-0
5/21	Gonzaga *	W	13-6
5/21	Gonzaga *	W	10-9
5/22	Gonzaga *	W	8-7
5/27	Pepperdine (1)	W	7-3
5/28	Pepperdine (1)	L	5-7
5/29	Pepperdine (1)	L	8-18

* West Coast Conference Game

(1) WCC Championship Series, Los Angeles, Calif.

2006

24-32, 11-10 | WCC (4th)

Head Coach Frank Cruz

2/3	at #31 Arizona	L	5-10
2/4	at #31 Arizona	L	3-5
2/5	at #31 Arizona	W	12-5
2/7	at UC Irvine	L	4-6
2/10	Cal Poly	W	10-8
2/11	Cal Poly	L	4-16
2/12	Cal Poly	L	1-5
2/17	Hawai'i	L	1-3
2/18	Hawai'i	L	2-11
2/19	Hawai'i	L	4-11
2/21	UC Riverside	L	3-6
2/24	at San Jose State	W	3-2
2/25	at San Jose State	W	15-7
2/26	at San Jose State	L	1-6
3/3	UC Santa Barbara	L	3-4
3/4	UC Santa Barbara	W	2-0
3/5	UC Santa Barbara	W	9-4
3/7	Long Beach State	L	8-9
3/10	at New Mexico State	W	9-5
3/11	at New Mexico State	W	17-3
3/12	at New Mexico State	W	20-6
3/14	UC Irvine	L	5-10
3/17	at Cal State Northridge	W	10-0
3/18	at Cal State Northridge	L	3-6
3/19	Cal State Northridge	L	2-7
3/21	USC	L	4-14
3/23	Northwestern	W	11-5
3/25	at UC Riverside	L	7-10
3/26	at UC Riverside	L	1-3
3/26	at UC Riverside	L	2-9
3/29	#2 Cal State Fullerton	L	4-8
3/31	#19 Pepperdine *	W	8-1
4/1	#19 Pepperdine *	W	11-10
4/2	#19 Pepperdine *	L	7-8
4/7	Saint Mary's *	L	3-5
4/8	Saint Mary's *	L	2-5
4/9	Saint Mary's *	W	7-1
4/13	at #23 San Diego *	L	4-6
4/15	at #23 San Diego *	W	7-3
4/15	at #23 San Diego *	L	5-6
4/18	at #1 Cal State Fullerton	W	8-4
4/21	Santa Clara *	W	10-3
4/22	Santa Clara *	L	8-11
4/23	Santa Clara *	L	3-4
4/25	at USC	W	6-5
4/28	Gonzaga *	W	4-3
4/29	Gonzaga *	W	6-3
4/30	Gonzaga *	W	5-0
5/9	at Long Beach State	L	3-5
5/12	at San Francisco *	L	4-5
5/13	at San Francisco *	L	1-5
5/14	at San Francisco *	L	1-10
5/16	Cal State Northridge	L	9-16
5/19	at Portland *	W	4-3
5/20	at Portland *	W	3-2
5/21	at Portland *	W	13-9

* West Coast Conference Game

2007

22-33-1, 9-12 | WCC (T-4th)

Head Coach Frank Cruz

2/2	Sacramento State	W	9-5
2/3	Sacramento State	W	8-1
2/4	Sacramento State	W	8-5
2/6	USC	L	2-5
2/9	at UC Irvine	L	0-2
2/10	at UC Irvine	L	2-7
2/11	UC Irvine	T	15-15
2/13	at San Diego State	L	6-10
2/16	at Fresno State	L	4-15
2/17	at Fresno State	L	3-5
2/18	at Fresno State	L	4-5
2/20	UNLV	L	3-5
2/23	San Jose State	L	3-4
2/24	San Jose State	W	6-5
2/25	San Jose State	L	7-15
2/27	at USC	L	1-7
3/2	at Cal Poly	W	5-3
3/3	at Cal Poly	W	2-0
3/4	at Cal Poly	W	5-4
3/6	Cal State Northridge	W	9-8
3/9	at #28 Tulane	L	1-4
3/10	at #28 Tulane	W	7-3
3/11	at #28 Tulane	W	3-2
3/16	at UC Santa Barbara	L	4-6
3/17	at UC Santa Barbara	L	4-5
3/18	at UC Santa Barbara	L	2-11
3/20	at Cal State Northridge	L	3-9
3/23	UC Davis	L	3-9
3/24	UC Davis	W	4-3
3/25	UC Davis	L	5-16
3/30	San Francisco *	L	4-10
3/31	San Francisco *	W	4-3
4/1	San Francisco *	W	9-4
4/5	at #9 Pepperdine *	L	1-3
4/6	at #9 Pepperdine *	L	5-6
4/7	at #9 Pepperdine *	L	2-3
4/10	San Diego State	W	3-1
4/13	at Saint Mary's *	W	11-3
4/15	at Saint Mary's *	W	8-0
4/15	at Saint Mary's *	W	8-2
4/17	at #25 Long Beach State	W	6-5
4/21	#18 San Diego *	L	1-5
4/21	#18 San Diego *	L	1-12
4/22	#18 San Diego *	L	3-10
4/24	#16 UC Irvine	L	8-14
4/27	at Santa Clara *	W	5-4
4/28	at Santa Clara *	W	7-6
4/29	at Santa Clara *	L	1-11
5/4	at Gonzaga *	L	6-7
5/5	at Gonzaga *	L	2-9
5/6	at Gonzaga *	L	4-6
5/8	at #25 Cal State Fullerton	L	5-13
5/11	Portland *	W	3-1
5/12	Portland *	L	2-11
5/13	Portland *	W	2-1
5/15	#11 Long Beach State	L	2-21

* West Coast Conference Game

2008

23-32, 7-14 | WCC (7th)

Head Coach Frank Cruz

2/22	at Sacramento State	L	7-12
2/23	at Sacramento State	W	7-3
2/25	at UC Irvine	L	5-6
2/26	at #23 Cal State Fullerton	L	0-4
2/29	UC Santa Barbara	W	7-6
3/1	UC Santa Barbara	W	6-3
3/1	UC Santa Barbara	L	2-6
3/2	UC Santa Barbara	L	2-3
3/4	at #9 Long Beach State	L	2-5
3/6	vs. #20 Oklahoma State (1)	L	2-3
3/7	vs. #12 Oregon State (1)	W	13-3
3/8	at San Diego State (1)	W	7-2
3/9	vs. #17 San Diego (1) (2)	W	13-3
3/11	UC Riverside	W	12-3
3/14	at #12 California	L	4-10
3/15	at #12 California	L	9-21
3/15	at #12 California	W	6-2
3/16	at #12 California	L	1-6
3/18	Cal State Northridge	W	6-2
3/20	Cal State Northridge	W	5-4
3/22	at Cal State Northridge	W	9-4
3/22	at Cal State Northridge	L	3-10
3/24	USC	W	11-10
3/25	at USC	W	8-2
3/29	at Portland *	W	7-2
3/30	at Portland *	W	9-3
3/30	at Portland *	W	12-3
4/1	#25 Cal State Fullerton	L	2-8
4/4	at San Francisco *	L	5-9
4/5	at San Francisco *	L	1-4
4/6	at San Francisco *	L	2-8
4/8	#16 Long Beach State	W	7-3
4/11	Saint Mary's *	L	9-14
4/12	Saint Mary's *	W	15-9
4/13	Saint Mary's *	L	5-6
4/16	at Cal Poly	L	3-10
4/18	#6 Pepperdine *	W	6-5
4/19	#6 Pepperdine *	L	3-22
4/20	#6 Pepperdine *	L	1-10
4/22	at UC Riverside	W	7-1
4/25	at #9 San Diego *	L	4-11
4/26	at #9 San Diego *	L	4-6
4/27	at #9 San Diego *	L	3-11
4/29	at #7 UC Irvine	W	11-3
4/30	at UCLA	L	2-6
5/2	Santa Clara *	W	9-6
5/3	Santa Clara *	L	2-7
5/4	Santa Clara *	L	4-5
5/10	at #3 Arizona State	L	5-9
5/11	at #3 Arizona State	L	3-11
5/12	at #3 Arizona State	L	10-12
5/14	#9 UC Irvine	L	1-18
5/16	Gonzaga *	L	4-7
5/17	Gonzaga *	L	7-8
5/18	Gonzaga *	W	11-1

* West Coast Conference Game
(1) San Diego State Tournament, San Diego, Calif.
(2) Game Played at Point Loma Nazarene University

2009

30-29, 13-8 | WCC (2nd)

Head Coach Jason Gill

2/20	Utah	W	8-7
2/21	Utah	L	7-11
2/21	Utah	W	13-1
2/22	Utah	W	3-1
2/24	at Cal State Northridge	W	11-10
2/25	Long Beach State	L	6-9
2/28	Holy Cross	W	4-3
2/28	Holy Cross	W	16-5
3/1	Holy Cross	W	14-3
3/3	at #5 UC Irvine	W	11-3
3/6	at UC Santa Barbara	L	0-1
3/7	at UC Santa Barbara	L	9-12
3/7	at UC Santa Barbara	L	5-9
3/8	at UC Santa Barbara	L	3-10
3/10	UC Riverside	L	9-10
3/12	at Hawai'i	L	5-6
3/13	at Hawai'i	L	2-3
3/14	at Hawai'i	L	5-9
3/15	at Hawai'i	L	5-6
3/17	at Long Beach State	L	6-12
3/20	#24 Fresno State	W	8-7
3/21	#24 Fresno State	W	7-6
3/21	#24 Fresno State	W	7-3
3/22	#24 Fresno State	W	11-7
3/24	Cal State Northridge	W	12-9
3/27	at Santa Clara *	W	2-0
3/28	at Santa Clara *	W	7-4
3/29	at Santa Clara *	W	14-8
3/31	#8 UC Irvine	L	8-19
4/1	at UCLA	W	3-2
4/3	Portland *	W	11-6
4/4	Portland *	W	17-5
4/5	Portland *	L	3-7
4/7	at #6 Cal State Fullerton	W	8-3
4/9	San Francisco *	W	12-3
4/11	San Francisco *	L	6-9
4/11	San Francisco *	W	9-4
4/13	at #3 UC Irvine	L	4-6
4/14	at UC Riverside	W	8-5
4/17	at Pepperdine *	W	9-1
4/18	at Pepperdine *	L	0-2
4/19	at Pepperdine *	L	3-11
4/21	USC	L	5-13
4/24	at Saint Mary's *	W	5-4
4/25	at Saint Mary's *	L	6-13
4/26	at Saint Mary's *	L	4-5
4/29	at Cal State Bakersfield	W	13-2
5/1	#30 San Diego *	W	6-5
5/2	#30 San Diego *	W	7-3
5/3	#30 San Diego *	W	5-4
5/9	at Arizona	L	2-12
5/10	at Arizona	L	5-9
5/11	at Arizona	L	6-7
5/13	at USC	L	2-11
5/15	at Gonzaga *	L	3-4
5/16	at Gonzaga *	L	4-5
5/17	at Gonzaga *	W	4-2
5/22	at Gonzaga (1)	L	3-4
5/23	at Gonzaga (1)	L	3-14

* West Coast Conference Game

(1) WCC Championship Series, Spokane, Wash.

2010

23-33, 5-16 | WCC (8th)

Head Coach Jason Gill

2/19	at #7 UC Irvine	L	1-5
2/20	#7 UC Irvine	L	6-9
2/21	at #7 UC Irvine	L	9-19
2/22	Oregon	L	3-12
2/23	at USC	L	5-6
2/26	UC Riverside	L	6-8
2/28	UC Riverside	W	10-3
3/2	UC Santa Barbara	L	1-4
3/5	at Minnesota (1)	W	4-3
3/6	vs. Northwestern (1)	L	0-3
3/7	vs. Oklahoma State (1)	W	3-0
3/12	Cal State Northridge	L	5-12
3/13	Cal State Northridge	L	5-13
3/14	at Cal State Northridge	W	20-10
3/16	Long Beach State	W	6-4
3/19	at Fresno State	W	12-5
3/20	at Fresno State	W	4-3
3/20	at Fresno State	W	5-2
3/21	at Fresno State	L	10-16
3/23	Cal State Fullerton	W	4-2
3/26	Albany	W	4-1
3/27	Albany	W	11-6
3/27	Albany	W	12-3
3/28	Albany	W	7-4
3/30	USC	L	7-9
3/31	Cal Poly	W	7-5
4/6	at UC Santa Barbara	W	12-4
4/9	at San Diego *	L	2-15
4/10	at San Diego *	L	1-6
4/11	at San Diego *	L	2-3
4/13	at Long Beach State	W	6-5
4/16	at Portland *	L	2-17
4/17	at Portland *	L	1-5
4/18	at Portland *	L	12-13
4/21	at UC Riverside	W	11-10
4/23	San Francisco *	L	5-8
4/24	San Francisco *	L	2-9
4/25	San Francisco *	W	11-9
4/27	at CSU Bakersfield	L	3-13
4/30	Saint Mary's *	L	9-14
5/1	Saint Mary's *	W	2-1
5/2	Saint Mary's *	W	10-0
5/11	Cal Poly	L	11-18
5/12	at UC Riverside	L	6-16
5/14	Pepperdine *	W	8-6
5/15	Pepperdine *	L	5-12
5/16	Pepperdine *	L	6-14
5/18	at #9 Cal State Fullerton	W	11-10
5/21	at Gonzaga *	L	4-8
5/22	at Gonzaga *	L	3-5
5/23	at Gonzaga *	L	1-6
5/25	at Cal Poly	L	7-10
5/26	CSU Bakersfield	L	9-13
5/28	Santa Clara *	L	3-10
5/29	Santa Clara *	W	10-6
5/30	Santa Clara *	L	13-22

* West Coast Conference Game

(1) Dairy Queen Classic, Minneapolis, Minn.

2011

30-25, 11-10 | WCC (T-3rd)

Head Coach Jason Gill

2/18	UC Riverside	W	4-1
2/19	at UC Riverside	L	0-3
2/19	at UC Riverside	W	4-2
2/20	UC Riverside	W	2-1
2/22	at Long Beach State	W	5-1
2/25	Nevada	W	8-5
2/26	Nevada	W	7-3
2/27	Nevada	W	8-3
3/1	at #7 Cal State Fullerton	L	1-5
3/3	Hawai'i	W	7-5
3/4	Hawai'i	L	2-3
3/5	Hawai'i	L	7-9
3/6	Hawai'i	W	4-1
3/11	at Cal Poly	L	1-2
3/12	at Cal Poly	W	7-6
3/12	at Cal Poly	L	5-7
3/13	at Cal Poly	W	11-5
3/15	San Diego State	W	5-0
3/18	at #14 UC Irvine	L	2-5
3/19	#14 UC Irvine	W	4-0
3/19	#14 UC Irvine	L	1-4
3/22	Long Beach State	L	2-3
3/25	at Cal State Northridge	W	5-3
3/26	Cal State Northridge	W	8-0
3/27	at Cal State Northridge	L	1-2
3/30	UC Santa Barbara	W	6-4
4/5	at USC	L	3-10
4/8	at Santa Clara *	W	3-0
4/9	at Santa Clara *	W	7-1
4/10	at Santa Clara *	W	11-2
4/12	#8 Cal State Fullerton	L	0-5
4/15	#24 Gonzaga *	L	3-5
4/16	#24 Gonzaga *	W	9-4
4/17	#24 Gonzaga *	L	1-7
4/19	USC	L	4-7
4/21	at Pepperdine *	W	5-2
4/22	at Pepperdine *	L	1-2
4/23	at Pepperdine *	L	2-7
4/29	at San Francisco *	L	7-11
4/30	at San Francisco *	L	4-5
5/1	at San Francisco *	L	6-7
5/7	at Cal State Bakersfield	W	5-2
5/8	Cal State Bakersfield	W	11-1
5/9	Cal State Bakersfield	W	8-2
5/13	at Saint Mary's *	L	4-6
5/14	at Saint Mary's *	W	5-3
5/14	at Saint Mary's *	W	5-0
5/18	at #9 Cal State Fullerton	L	1-8
5/20	Portland *	L	2-8
5/21	Portland *	L	2-3
5/22	Portland *	W	3-2
5/24	at UC Santa Barbara	L	0-5
5/27	San Diego *	W	5-4
5/28	San Diego *	W	6-3
5/29	San Diego *	W	5-4

* West Coast Conference Game

2012

27-27, 14-10 | WCC (T-3rd)

Head Coach Jason Gill

2/17	UNLV	W	4-3
2/18	UNLV	L	1-6
2/19	UNLV	W	6-2
2/24	Cal Poly	L	1-9
2/25	Cal Poly	L	5-12
2/25	Cal Poly	L	2-6
2/26	Cal Poly	L	6-9
2/29	at #20 Cal State Fullerton	L	2-6
3/2	at UC Santa Barbara	W	9-5
3/3	at UC Santa Barbara	L	2-10
3/4	at UC Santa Barbara	W	7-5
3/11	at Texas	W	1-0
3/11	at Texas	L	1-3
3/15	Indiana	L	1-3
3/16	Indiana	W	7-4
3/16	Indiana	W	9-0
3/20	Cal State Northridge	L	1-12
3/23	at Nevada	W	7-1
3/24	at Nevada	L	2-3
3/25	at Nevada	L	3-6
3/30	Saint Mary's *	W	9-4
3/31	Saint Mary's *	W	2-1
4/1	Saint Mary's *	W	5-3
4/3	at Cal State Northridge	W	10-6
4/5	at BYU *	L	2-7
4/6	at BYU *	W	3-2
4/7	at BYU *	L	6-8
4/10	at USC	W	8-5
4/14	San Francisco *	L	9-13
4/14	San Francisco *	W	4-2
4/15	San Francisco *	L	5-8
4/17	Long Beach State	W	5-4
4/20	Portland *	W	5-3
4/21	Portland *	L	3-6
4/22	Portland *	W	5-0
4/24	#8 Cal State Fullerton	W	6-5
4/27	at Gonzaga *	W	5-4
4/28	at Gonzaga *	L	0-1
4/29	at Gonzaga *	W	4-3
5/5	at Long Beach State	L	4-5
5/6	Long Beach State	L	4-5
5/7	at Long Beach State	L	5-7
5/9	at UC Riverside	L	5-8
5/11	at #18 San Diego *	W	13-1
5/12	at #18 San Diego *	W	8-6
5/13	at #18 San Diego *	L	8-11
5/15	at San Diego State	L	7-13
5/18	Pepperdine *	L	3-6
5/19	Pepperdine *	L	3-9
5/20	Pepperdine *	W	4-3
5/22	UC Riverside	W	3-0
5/25	at Santa Clara *	W	6-3
5/26	at Santa Clara *	L	6-7
5/27	at Santa Clara *	W	4-2

* West Coast Conference Game

2013

24-27, 12-12 | WCC (6th)

Head Coach Jason Gill

2/15	Utah	L	3-6
2/16	Utah	W	1-0
2/17	Utah	W	11-2
2/20	at USC	L	1-2
2/22	at #14 Oregon	W	7-2
2/23	at #14 Oregon	L	1-6
2/24	at #14 Oregon	L	1-6
2/26	#21 UC Irvine	L	3-10
2/28	vs. Hawai'i	W	9-0
3/1	at UNLV	L	5-6
3/2	vs. Hawai'i	L	3-8
3/3	vs. Bradley	W	23-10
3/5	at UC Riverside	L	4-6
3/8	at #26 Oklahoma State	L	1-2
3/9	at #26 Oklahoma State	W	5-2
3/10	at #26 Oklahoma State	L	3-4
3/12	Long Beach State	W	4-1
3/15	at Pepperdine *	W	3-0
3/16	at Pepperdine *	L	1-11
3/17	at Pepperdine *	L	3-4
3/22	at Saint Mary's *	W	4-2
3/23	at Saint Mary's *	W	6-1
3/24	at Saint Mary's *	L	0-2
3/26	at #5 Cal State Fullerton	W	3-2
3/28	#21 Gonzaga *	W	7-4
3/30	#21 Gonzaga *	W	9-2
3/30	#21 Gonzaga *	L	1-2
4/2	at Cal State Northridge	W	9-7
4/5	#23 San Diego *	W	4-0
4/6	#23 San Diego *	L	2-4
4/7	#23 San Diego *	W	3-1
4/9	UC Riverside	W	10-3
4/12	at #17 UCLA	L	0-2
4/13	at #17 UCLA	L	1-3
4/14	at #17 UCLA	W	4-1
4/16	USC	L	2-5
4/19	at San Francisco *	L	5-10
4/20	at San Francisco *	W	4-3
4/21	at San Francisco *	W	5-3
4/23	Cal State Northridge	W	5-0
4/26	at Portland *	L	3-8
4/27	at Portland *	L	2-3
4/28	at Portland *	L	1-2
4/30	at Long Beach State	L	1-3
5/2	BYU *	L	3-8
5/3	BYU *	L	2-3
5/4	BYU *	W	2-1
5/15	UC Santa Barbara	L	3-11
5/17	Santa Clara *	W	12-6
5/18	Santa Clara *	W	2-1
5/19	Santa Clara *	L	4-5

* West Coast Conference Game

2014

32-24, 17-10 | WCC (T-2nd)

Head Coach Jason Gill

2/14	Utah Valley	W	2-1
2/15	Utah Valley	L	3-5
2/16	Utah Valley	W	9-2
2/18	at San Diego State	L	2-9
2/21	#11 Oregon	L	2-12
2/22	#11 Oregon	L	3-5
2/23	#11 Oregon	L	3-4
2/25	at UC Irvine	L	2-3
3/1	Utah	L	6-7
3/1	Utah	W	2-0
3/2	Utah	W	4-1
3/4	at #13 UCLA	W	6-1
3/5	Cal State Northridge	W	12-11
3/7	Northern Kentucky	W	4-2
3/8	Northern Kentucky	W	8-3
3/9	Northern Kentucky	W	13-10
3/11	at USC	L	1-6
3/14	Portland *	W	5-2
3/15	Portland *	W	10-8
3/16	Portland *	W	8-7
3/18	Long Beach State	W	4-3
3/21	at #17 San Diego *	W	7-0
3/22	at #17 San Diego *	W	5-3
3/23	at #17 San Diego *	L	1-8
3/25	USC	L	2-4
3/29	at Gonzaga *	L	5-10
3/29	at Gonzaga *	W	2-0
3/30	at Gonzaga *	W	7-5
4/1	#21 UCLA	L	3-5
4/4	San Francisco *	L	4-6
4/5	San Francisco *	L	3-9
4/6	San Francisco *	W	5-4
4/8	at Long Beach State	W	8-2
4/11	Saint Mary's *	W	4-3
4/12	Saint Mary's *	W	11-1
4/13	Saint Mary's *	W	7-5
4/15	#21 UC Irvine	W	7-2
4/17	at BYU *	W	2-0
4/18	at BYU *	L	2-6
4/19	at BYU *	L	2-4
4/22	at UCLA	L	0-3
4/25	at Santa Clara *	W	6-5
4/26	at Santa Clara *	L	2-10
4/27	at Santa Clara *	L	7-8
4/29	San Diego State	W	7-1
5/2	#17 Pepperdine *	W	3-2
5/3	#17 Pepperdine *	W	3-1
5/4	#17 Pepperdine *	L	3-16
5/13	at UC Riverside	L	6-9
5/16	at Pacific *	W	4-0
5/17	at Pacific *	W	2-1
5/18	at Pacific *	L	2-6
5/22	vs. Gonzaga (1)	W	5-1
5/23	vs. #29 Pepperdine (1)	L	1-4
5/23	vs. Gonzaga (1)	W	7-4
5/24	vs. #29 Pepperdine (1)	L	1-6

* West Coast Conference Game

(1) WCC Championship Tournament, Stockton, Calif.

ALL-TIME SERIES RECORDS

RECORDS VS. OPPONENTS

Opponent	Record	Opponent	Record
Alabama	0-1	Northern Arizona	0-1
Albany	4-0	Northern Kentucky	3-0
Arizona	8-20	Northwestern	1-2
Arizona State	6-24	Oklahoma	1-1
Arkansas	1-0	Oklahoma State	3-8
Azusa Pacific	7-4	Oral Roberts	1-3
Baylor	1-2	Oregon	4-6
Biola	1-1	Oregon College	3-0
Bradley	1-0	Oregon State	2-0
BYU	3-6	Pacific	9-4
Cal Lutheran	4-0	Pepperdine	61-123
Cal Poly	19-16	Point Loma Nazarene	1-1
Cal Poly Pomona	16-15	Portland	47-31
Cal State Bakersfield	4-2	Portland State	3-4
Cal State Dominguez Hills	15-14	Sacramento State	6-2
Cal State Fullerton	31-70	Saint Mary's	98-45
Cal State Hayward	0-1	San Diego	90-73-1
Cal State Los Angeles	38-25	San Diego State	29-50
Cal State Northridge	43-40	San Francisco	81-59
Cal State San Bernardino	1-1	San Jose State	7-5
California	11-13	Santa Clara	77-74
Chapman	14-23	Sonoma State	1-0
Christ College	1-1	South Alabama	1-0
Colorado State	0-1	Southern California College	6-0
Dartmouth	1-0	Southern Utah	7-2
Eastern Kentucky	1-0	Stanford	1-5
Eastern Michigan	1-1	Texas	1-4
Fresno State	16-28	Texas Tech	4-0
Gonzaga	38-37	Tulane	2-1
Grand Canyon	3-4	U.S. International	25-3
Hartford	3-1	UC Davis	1-2
Hawai'i	10-29	UC Irvine	34-41-3
Hawai'i-Hilo	8-5	UC Riverside	18-20
Holy Cross	3-0	UC Santa Barbara	62-62-1
Houston	1-2	UCLA	43-43
Illinois	2-0	University of LaVerne	1-0
Indiana	2-1	UNLV	16-26
Long Beach State	44-66	USC	22-66
Louisiana State	1-0	Utah	14-10
McNeese State	1-0	Utah Valley	2-1
Minnesota	2-1	Valley State	2-2
Mississippi State	1-2	Washington	2-4
Missouri	1-1	Washington State	0-1
Nebraska	2-0	Westmont	2-0
Nevada	42-25	Wichita State	1-4
New Mexico	2-2	Willamette	1-0
New Mexico State	5-1-1	Wisconsin	1-0

A | A | A

ALABAMA

0-1 | 0-0 H | 0-0 A | 0-1 N

5/23/98	Neutral	Loss	5-13

ALBANY

4-0 | 4-0 H | 0-0 A | 0-0 N

3/28/10	Home	Win	7-4
3/27/10	Home	Win	12-3
3/27/10	Home	Win	11-6
3/26/10	Home	Win	4-1

ARIZONA

8-20 | 0-2 H | 6-17 A | 2-1 N

5/11/09	Away	Loss	6-7
5/10/09	Away	Loss	5-9
5/9/09	Away	Loss	2-12
2/5/06	Away	Win	12-5
2/4/06	Away	Loss	3-5
2/3/06	Away	Loss	5-10
2/18/99	Neutral	Win	15-3
2/3/90	Away	Loss	6-11
2/2/90	Away	Win	5-0
2/1/90	Away	Loss	1-2
5/28/89	Away	Loss	4-13
4/5/87	Away	Win	16-11
4/4/87	Away	Win	15-7
4/3/87	Away	Loss	7-10
6/2/86	Neutral	Loss	5-7
3/18/80	Neutral	Win	8-3
2/27/79	Away	Loss	10-11
2/26/79	Away	Win	5-3
2/18/78	Away	Loss	6-11
2/18/78	Away	Loss	2-6
2/17/78	Away	Loss	2-4
3/15/77	Home	Loss	6-15
3/14/77	Home	Loss	7-10
2/22/77	Away	Loss	7-15
2/21/77	Away	Win	8-5
3/30/74	Away	Loss	1-4
3/30/74	Away	Loss	4-11
3/29/74	Away	Loss	2-16

ARIZONA STATE

6-24 | 0-0 H | 6-24 A | 0-0 N

5/12/08	Away	Loss	10-12
5/11/08	Away	Loss	3-11
5/10/08	Away	Loss	5-9
3/3/02	Away	Loss	5-10
3/2/02	Away	Loss	2-7
3/1/02	Away	Loss	2-15
2/4/96	Away	Loss	6-11
2/3/96	Away	Loss	2-10
2/2/96	Away	Loss	7-19
2/26/95	Away	Loss	3-4
2/25/95	Away	Loss	2-6
2/24/95	Away	Win	8-5
2/3/91	Away	Loss	12-19
2/2/91	Away	Loss	2-8
2/1/91	Away	Loss	1-9
5/26/90	Away	Loss	9-11
2/6/88	Away	Loss	1-7
2/5/88	Away	Win	18-6
2/4/88	Away	Loss	3-14
2/14/87	Away	Loss	12-13
2/13/87	Away	Win	4-3
2/12/87	Away	Win	8-5
2/15/86	Away	Win	8-5
2/15/86	Away	Loss	7-9
2/14/86	Away	Win	8-2
2/19/77	Away	Loss	1-10
2/19/77	Away	Loss	4-9
2/18/77	Away	Loss	2-4
3/9/71	Away	Loss	1-4
3/8/71	Away	Loss	2-20

ARKANSAS

1-0 | 0-0 H | 0-0 A | 1-0 N

5/27/88	Neutral	Win	8-3

AZUSA PACIFIC

7-4 | 3-2 H | 4-2 A | 0-0 N

4/18/84	Away	Win	6-2
2/14/84	Home	Win	11-8
2/19/83	Away	Loss	3-6
2/19/83	Away	Win	8-7
2/15/83	Away	Win	3-1
2/20/82	Home	Loss	5-8
2/20/82	Home	Loss	6-12
2/16/82	Away	Win	4-1
3/7/81	Home	Win	12-5
3/7/81	Home	Win	8-3
3/6/81	Away	Loss	2-3

B | B | B

BAYLOR

1-2 | 0-0 H | 1-2 A | 0-0 N

2/15/04	Away	Loss	0-1
2/15/04	Away	Loss	4-5
2/14/04	Away	Win	8-7

BIOLA

1-1 | 1-1 H | 0-0 A | 0-0 N

2/7/97	Home	Loss	2-6
2/5/94	Home	Win	3-0

BRADLEY

1-0 | 0-0 H | 0-0 A | 1-0 N

3/3/13	Neutral	Win	23-10

BYU
3-6 | 1-2 H | 2-4 A | 0-0 N

4/19/14	Away	Loss	2-4
4/18/14	Away	Loss	2-6
4/17/14	Away	Win	2-0
5/4/13	Home	Win	2-1
5/3/13	Home	Loss	2-3
5/2/13	Home	Loss	3-8
4/7/12	Away	Loss	6-8
4/6/12	Away	Win	3-2
4/5/12	Away	Loss	2-7

C | C | C

CAL LUTHERAN
4-0 | 4-0 H | 0-0 A | 0-0 N

2/22/84	Home	Win	9-7
2/27/82	Home	Win	4-0
2/27/82	Home	Win	9-6
4/1/81	Home	Win	10-4

CAL POLY
19-16 | 10-10 H | 9-6 A | 0-0 N

2/26/12	Home	Loss	6-9
2/25/12	Home	Loss	2-6
2/25/12	Home	Loss	5-12
2/24/12	Home	Loss	1-9
3/13/11	Away	Win	11-5
3/12/11	Away	Loss	5-7
3/12/11	Away	Win	7-6
3/11/11	Away	Loss	1-2
5/25/10	Away	Loss	7-10
5/11/10	Home	Loss	11-18
3/31/10	Home	Win	7-5
4/16/08	Away	Loss	3-10
3/4/07	Away	Win	5-4
3/3/07	Away	Win	2-0
3/2/07	Away	Win	5-3
2/12/06	Home	Loss	1-5
2/11/06	Home	Loss	4-16
2/10/06	Home	Win	10-8
2/23/03	Away	Loss	1-3
2/22/03	Away	Win	11-9
2/21/03	Away	Win	5-4
2/17/02	Home	Win	5-4
2/16/02	Home	Win	17-15
3/3/01	Away	Win	7-5
3/2/01	Away	Loss	3-5
3/2/01	Away	Win	11-10
2/26/00	Home	Win	16-6
2/25/00	Home	Win	16-13
3/5/88	Home	Win	10-9
3/4/88	Home	Win	6-4
2/4/87	Home	Win	5-3
3/7/86	Home	Win	10-4
3/22/77	Home	Loss	1-5
3/21/76	Home	Loss	0-5
1975	Home	Loss	5-8

CAL POLY POMONA
16-15 | 10-9 H | 5-6 A | 0-0 N

4/17/96	Home	Loss	8-7 *
1/25/90	Home	Win	8-4
3/29/89	Home	Win	19-9
2/10/87	Home	Win	5-3
3/6/85	Home	Win	9-8
4/11/84	Home	Loss	0-6
3/29/84	Away	Loss	6-7
4/4/83	Away	Loss	2-10
3/10/83	Home	Loss	0-5
2/28/82	Away	Loss	3-5
2/22/82	Home	Win	8-5
2/24/81	Away	Loss	2-7
2/17/81	Home	Win	12-1
4/2/80	Away	Loss	0-3
2/27/80	Home	Loss	2-8
2/20/79	Away	Win	5-3
2/13/79	Home	Win	4-3
2/21/78	Home	Loss	3-4
4/25/77	Home	Win	16-8
4/4/77	Away	Win	13-2
4/20/76	Home	Loss	5-9
3/30/76	Away	Win	8-4
1975	Home	Win	8-5
1975	Home	Win	3-2
4/16/74	Away	Loss	3-11
4/2/74	Home	Loss	2-5
1973		Win	6-3
4/12/71	Away	Win	6-4
4/5/71	Home	Loss	4-6
3/9/70	Home	Loss	5-6
2/16/70	Away	Win	7-1

CSU BAKERSFIELD
4-2 | 2-1 H | 2-1 A | 0-0 N

5/9/11	Home	Win	8-2
5/8/11	Home	Win	11-1
5/7/11	Away	Win	5-2
5/26/10	Home	Loss	9-13
4/27/10	Away	Loss	3-13
4/29/09	Away	Win	13-2

CAL STATE DOMINGUEZ HILLS
15-14 | 10-6 H | 4-6 A | 1-2 N

2/9/01	Home	Win	9-5
2/3/99	Home	Win	5-2
2/10/98	Home	Win	22-9
3/29/97	Home	Loss	5-9
4/27/93	Away	Win	14-7
2/20/88	Home	Win	15-8
3/17/87	Home	Loss	5-7
5/6/86	Home	Win	22-10
2/22/85	Home	Win	9-8
2/15/85	Away	Win	6-5
3/16/84	Home	Loss	2-3
2/18/83	Away	Loss	1-2
4/7/82	Away	Loss	8-9
2/19/82	Home	Win	7-2
3/9/81	Home	Win	9-1
2/18/81	Away	Loss	3-5
4/16/80	Away	Loss	3-5
2/12/80	Home	Loss	2-4
1979	Neutral	Win	6-3
1979	Neutral	Loss	1-3
1979	Neutral	Loss	3-7
3/6/79	Away	Loss	4-6
3/2/79	Home	Win	13-12
4/3/78	Away	Win	2-1
2/7/78	Home	Loss	4-15
3/29/77	Away	Loss	3-4
3/25/77	Home	Win	2-1
3/2/76	Home	Loss	2-4
2/24/76	Away	Win	4-1

CAL STATE FULLERTON
31-70 | 15-31 H | 13-37 A | 1-1 N

3/26/13	Away	Win	3-2
4/24/12	Home	Win	6-5
2/29/12	Away	Loss	2-6
5/18/11	Away	Loss	8-1
4/12/11	Home	Loss	0-5
3/1/11	Away	Loss	1-5
5/18/10	Away	Win	11-10
3/23/10	Home	Win	4-2
4/7/09	Away	Win	8-3
4/1/08	Home	Loss	2-8
2/26/08	Away	Loss	0-4
5/8/07	Away	Loss	5-13
4/18/06	Away	Win	8-4
3/29/06	Home	Loss	4-8
4/5/05	Away	Win	13-6
2/15/05	Home	Loss	2-10
4/13/04	Away	Loss	1-12
2/24/04	Home	Win	3-2
4/8/03	Away	Loss	6-22
3/19/03	Home	Win	3-2
3/13/02	Away	Loss	5-6
2/19/02	Home	Loss	6-7
4/17/01	Home	Loss	5-9
2/14/01	Away	Loss	3-5
5/27/00	Away	Loss	2-5
5/26/00	Away	Win	6-4
4/11/00	Home	Win	11-2
4/21/99	Home	Loss	3-5
3/23/99	Away	Loss	2-8
4/29/98	Home	Loss	11-12
2/2/98	Away	Loss	9-17
2/19/97	Away	Win	11-3
4/10/96	Home	Loss	7-12
3/17/96	Away	Loss	2-13
4/5/95	Away	Loss	5-14
3/15/95	Home	Loss	1-18
4/12/94	Away	Loss	5-7
2/8/94	Home	Loss	8-15
4/13/93	Away	Loss	8-14
2/17/93	Home	Loss	4-12
4/18/92	Away	Loss	3-11
4/18/92	Away	Loss	2-8
4/16/92	Home	Win	8-2
2/11/92	Home	Loss	2-13
4/30/91	Away	Win	6-4
2/12/91	Home	Win	9-6
3/11/90	Away	Loss	8-9
2/20/90	Home	Win	12-10
2/28/89	Away	Loss	5-7
2/23/89	Home	Loss	6-7
3/13/88	Away	Loss	0-3
3/30/87	Home	Loss	4-5
4/22/86	Home	Win	10-6
3/4/86	Away	Win	2-1
4/14/85	Home	Loss	2-3
4/1/85	Away	Win	8-5
5/1/84	Away	Loss	0-6
4/21/84	Home	Loss	3-14
4/21/84	Home	Win	7-3
4/20/84	Away	Loss	9-12
4/16/83	Away	Loss	4-9
4/16/83	Away	Loss	5-6
4/15/83	Home	Loss	4-18
3/19/83	Home	Loss	1-5
4/20/82	Away	Loss	5-6
4/3/82	Home	Win	6-4
4/3/82	Home	Win	6-5
4/2/82	Away	Loss	3-7
5/16/81	Away	Loss	3-9
5/16/81	Away	Win	6-5
5/15/81	Home	Win	13-6
3/24/81	Home	Loss	4-10
3/12/81	Neutral	Loss	3-6
5/6/80	Away	Loss	0-10
3/29/80	Home	Loss	1-6
3/29/80	Home	Loss	10-11
3/28/80	Away	Loss	7-8
3/15/80	Neutral	Win	3-1
5/19/79	Away	Win	5-3
5/19/79	Away	Loss	4-7
5/18/79	Home	Loss	5-17
3/27/79	Home	Loss	1-2
5/6/78	Away	Loss	1-3
5/6/78	Away	Loss	2-10
5/5/78	Home	Loss	3-9
3/17/78	Home	Loss	9-16
5/14/77	Home	Loss	2-8

5/14/77	Home	Loss	2-6
5/13/77	Away	Loss	3-7
3/20/77	Away	Loss	5-11
4/27/76	Home	Loss	5-9
4/6/76	Away	Loss	2-6
1975	Home	Loss	1-3
4/5/75	Home	Loss	0-2
4/23/74	Away	Loss	1-2
3/26/74	Home	Win	5-4
1973		Win	3-2
1973		Win	5-4
1973		Loss	5-7
4/21/70	Away	Win	13-7
2/24/70	Home	Win	9-4

CAL STATE HAYWARD

0-1 | 0-1 H | 0-0 A | 0-0 N

2/24/85	Home	Loss	5-6

CAL STATE LOS ANGELES

38-25 | 24-10 H | 12-12 A | 0-0 N

2/11/01	Home	Win	7-6
2/22/00	Home	Win	16-3
3/1/98	Home	Win	16-8
2/28/98	Home	Win	27-3
2/28/98	Home	Loss	2-3
4/25/89	Home	Win	8-7
3/8/88	Away	Loss	5-6
2/1/88	Home	Win	14-3
2/3/87	Away	Win	15-5
2/2/87	Home	Loss	5-6
2/8/86	Away	Win	4-0
2/8/86	Away	Win	9-1
2/7/86	Home	Win	8-2
2/26/85	Away	Win	12-1
2/16/85	Home	Win	14-3
2/16/85	Home	Win	5-4
2/25/84	Home	Win	15-6
2/25/84	Home	Win	11-10
2/24/84	Away	Win	12-2
4/23/83	Home	Win	9-6
4/23/83	Home	Win	6-1
4/22/83	Away	Loss	9-12
3/29/83	Away	Loss	4-5
5/15/82	Away	Loss	8-9
5/15/82	Away	Win	5-4
5/14/82	Home	Loss	6-7
4/6/82	Home	Win	8-1
5/2/81	Home	Loss	2-15
5/2/81	Home	Loss	1-5
5/1/81	Away	Win	6-4
4/14/81	Away	Win	11-6
4/26/80	Away	Loss	1-2
4/26/80	Away	Loss	3-8
4/25/80	Home	Loss	2-16
4/8/80	Home	Win	4-3
5/1/79	Away	Loss	1-2
4/21/79	Home	Loss	1-3
4/21/79	Home	Win	11-1
4/20/79	Away	Loss	1-7
4/8/78	Away	Win	6-3
4/8/78	Away	Win	7-4
4/7/78	Home	Win	4-2
2/25/78	Home	Win	5-3
4/16/77	Home	Loss	0-4
4/16/77	Home	Win	8-1
4/15/77	Away	Loss	6-9
3/11/77	Away	Win	4-3
3/27/76	Home	Win	15-9
3/27/76	Home	Win	12-11
3/26/76	Away	Win	8-2
4/22/75	Home	Win	6-5
2/18/75	Home	Loss	2-4
1974	Home	Loss	3-8
1974	Away	Loss	2-3
4/20/71	Away	Loss	3-4
3/30/71	Home	Win	6-4
1973		Win	6-5
1973		Loss	1-2
1973		Win	4-2
1973		Loss	5-11
1973		Loss	5-6
4/28/70	Home	Win	6-4
3/31/70	Away	Loss	3-4

CAL STATE NORTHRIDGE

43-40 | 20-25 H | 22-15 A | 0-0 N

3/5/14	Home	Win	12-11
4/23/13	Home	Win	5-0
4/2/13	Away	Win	9-7
4/3/12	Away	Win	10-6
3/20/12	Home	Loss	1-12
3/27/11	Away	Loss	1-2
3/26/11	Home	Win	8-0
3/25/11	Away	Win	5-3
3/14/10	Away	Win	20-10
3/13/10	Home	Loss	5-13
3/12/10	Home	Loss	5-12
3/24/09	Home	Win	12-9
2/24/09	Away	Win	11-10
3/22/08	Away	Loss	3-10
3/22/08	Away	Win	9-4
3/20/08	Home	Win	5-4
3/18/08	Home	Win	6-2
3/20/07	Away	Loss	3-9
3/6/07	Home	Win	9-8
5/16/06	Home	Loss	9-16
3/19/06	Home	Loss	2-7
3/18/06	Away	Loss	3-6
3/17/06	Away	Win	10-0
5/10/05	Away	Win	10-2
3/15/05	Home	Loss	9-11
5/18/04	Away	Win	13-6
5/11/04	Home	Win	11-10
3/11/03	Away	Win	9-4
2/18/03	Home	Win	12-4
5/14/02	Away	Loss	6-9
2/5/02	Home	Loss	5-6
5/8/01	Away	Win	12-7
4/10/01	Home	Loss	1-6
1/30/01	Home	Win	7-3
5/12/99	Away	Win	15-7
2/28/99	Home	Win	5-4
2/27/99	Home	Win	14-9
2/26/99	Away	Win	11-7
2/25/98	Home	Win	12-4
1/27/98	Away	Loss	10-11
4/23/97	Away	Loss	14-23
4/9/97	Home	Loss	10-19
3/7/97	Away	Loss	9-11
3/6/97	Home	Loss	4-5
4/2/96	Home	Loss	4-5
3/20/96	Away	Loss	0-15
2/5/95	Home	Loss	2-10
2/4/95	Away	Loss	5-6
2/3/95	Home	Loss	4-10
4/19/94	Home	Win	15-6
3/29/94	Away	Win	13-7
2/21/93	Home	Loss	2-7
2/21/93	Home	Loss	0-2
2/20/93	Home	Loss	4-10
4/8/92	Away	Loss	3-12
3/19/85	Home	Win	7-1
2/20/85	Away	Loss	9-10
2/21/84	Away	Loss	6-7
2/15/84	Home	Win	10-8
3/8/83	Home	Loss	3-8
3/7/83	Home	Loss	10-18
2/4/82	Home	Loss	3-8
2/3/82	Away	Win	6-5
2/6/81	Away	Win	9-5
2/5/81	Away	Win	4-3
3/7/80	Home	Loss	2-9
2/5/80	Away	Loss	1-6
2/9/79	Away	Win	22-6
2/6/79	Home	Win	9-5
2/28/78	Home	Win	5-1
2/10/78	Away	Win	10-5
2/26/77	Away	Loss	4-7
2/26/77	Away	Win	8-7
2/5/77	Home	Loss	5-10
3/13/76	Home	Loss	1-2
3/13/76	Home	Loss	11-12
3/12/76	Away	Win	11-8
1975	Home	Win	2-0
1975	Home	Win	3-0
1975	Home	Loss	12-13
4/3/74	Home	Loss	3-12
2/12/74	Away	Win	5-2
1973		Win	6-5

CAL STATE SAN BERNARDINO

1-1 | 1-1 H | 0-0 A | 0-0 N

2/27/00	Home	Win	10-4
4/7/93	Home	Loss	8-18

CALIFORNIA

11-13 | 6-4 H | 4-9 A | 0-0 N

3/16/08	Away	Loss	1-6
3/15/08	Away	Win	6-2
3/15/08	Away	Loss	9-21
3/14/08	Away	Loss	4-10
2/13/05	Home	Loss	9-11
2/13/05	Home	Loss	5-8
2/12/05	Home	Win	9-8
2/9/03	Away	Loss	2-4
2/8/03	Away	Loss	6-11
2/7/03	Away	Loss	4-5
2/18/01	Home	Loss	5-8
2/17/01	Home	Win	9-8
2/16/01	Home	Loss	6-14
2/6/00	Away	Win	9-6
2/5/00	Away	Win	9-4
2/4/00	Away	Loss	1-2
3/28/90	Home	Win	4-3
2/19/89	Away	Win	8-0
2/18/89	Away	Loss	2-9
2/17/89	Away	Loss	5-6
3/27/88	Home	Win	4-3
3/26/88	Home	Win	13-10
3/25/88	Home	Win	13-5
1973		Win	6-7

CHAPMAN

14-23 | 8-13 H | 5-9 A | 0-0 N

2/23/05	Home	Win	4-3
3/24/93	Away	Win	6-5
2/9/93	Home	Win	6-0
4/21/92	Away	Loss	18-19
3/17/92	Home	Loss	5-9
1/27/90	Home	Loss	13-14
3/14/89	Home	Loss	2-5
3/9/88	Home	Loss	5-11
3/25/87	Home	Win	18-10
3/30/84	Away	Loss	7-10
4/26/82	Away	Win	8-5
3/1/82	Home	Win	10-5
4/15/81	Away	Loss	5-8
2/14/81	Home	Win	6-5
2/14/81	Home	Loss	5-6
2/13/81	Away	Win	5-1
3/8/80	Home	Loss	0-7

3/8/80	Home	Loss	1-14
2/10/79	Away	Loss	3-4
2/10/79	Away	Loss	4-11
3/11/78	Home	Win	6-1
3/11/78	Home	Loss	4-7
5/10/77	Home	Loss	5-9
3/12/77	Away	Loss	3-5
3/12/77	Away	Win	8-4
4/10/76	Home	Loss	5-7
4/10/76	Home	Loss	5-18
2/27/76	Away	Loss	0-3
3/21/75	Away	Loss	2-4
2/21/75	Home	Win	17-4
3/20/74	Away	Win	1-0
2/16/74	Home	Loss	4-8
2/16/74	Home	Loss	2-9
1973		Loss	1-6
1973		Win	6-5
4/27/71	Away	Loss	5-7
4/13/71	Home	Win	10-4

CHRIST COLLEGE
1-1 | 1-1 H | 0-0 A | 0-0 N

4/21/93	Home	Win	7-4
4/28/92	Home	Loss	4-6

COLORADO STATE
0-1 | 0-0 H | 0-0 A | 0-1 N

3/17/80	Neutral	Loss	2-4

D | D | D

DARTMOUTH
1-0 | 1-0 H | 0-0 A | 0-0 N

3/21/95	Home	Win	14-10

E | E | E

EASTERN KENTUCKY
1-0 | 0-0 H | 0-0 A | 1-0 N

5/27/89	Neutral	Win	9-3

EASTERN MICHIGAN
1-1 | 1-1 H | 0-0 A | 0-0 N

3/20/76	Home	Win	4-3
3/20/76	Home	Loss	5-6

F | F | F

FRESNO STATE
16-28 | 10-7 H | 6-21 A | 0-0 N

3/21/10	Away	Loss	6-10
3/20/10	Away	Win	5-2
3/20/10	Away	Win	4-3
3/19/10	Away	Win	12-5
3/22/09	Home	Win	11-7
3/21/09	Home	Win	7-3
3/21/09	Home	Win	7-6
3/20/09	Home	Win	8-7
2/18/07	Away	Loss	4-5
2/17/07	Away	Loss	3-5
2/16/07	Away	Loss	4-15
3/1/05	Away	Loss	1-14
3/2/04	Away	Win	14-2
3/28/00	Away	Loss	5-8
2/7/93	Away	Loss	3-15
2/6/93	Away	Loss	1-6
2/5/93	Away	Loss	8-9
4/7/92	Home	Loss	8-10
3/31/92	Away	Loss	2-5
4/16/91	Away	Loss	3-4
4/19/89	Home	Win	8-7
3/28/89	Home	Win	6-5
4/6/88	Away	Loss	6-18
4/5/88	Away	Loss	1-6
4/8/87	Home	Win	10-9
4/7/87	Home	Win	7-4
3/1/87	Away	Loss	1-10
2/28/87	Away	Loss	6-7
2/27/87	Away	Win	5-3
2/18/86	Home	Win	6-5
2/10/85	Away	Loss	0-1
2/9/85	Away	Loss	0-1
2/8/85	Away	Loss	2-7
2/11/84	Home	Loss	8-13
2/11/84	Home	Loss	5-6
2/10/84	Home	Loss	5-21
3/5/83	Home	Loss	1-4
3/5/83	Home	Loss	0-1
4/13/82	Away	Loss	3-9
4/13/82	Away	Loss	1-15
4/3/80	Home	Loss	3-6
4/3/80	Home	Win	3-2
4/10/79	Away	Win	1-0
4/10/79	Away	Loss	2-10

G | G | G

GONZAGA
38-37 | 26-12 H | 10-25 A | 2-0 N

5/23/14	Neutral	Win	7-4
5/22/14	Neutral	Win	5-1
3/30/14	Away	Win	7-5
3/29/14	Away	Win	2-0
3/29/14	Away	Loss	5-10
3/30/13	Home	Win	9-2
3/30/13	Home	Loss	1-2
3/28/13	Home	Win	7-4
4/29/12	Away	Win	4-3
4/28/12	Away	Loss	0-1
4/27/12	Away	Win	5-4
4/17/11	Home	Loss	1-7
4/16/11	Home	Win	9-4
4/15/11	Home	Loss	3-5
5/23/10	Away	Loss	1-6
5/22/10	Away	Loss	3-5
5/21/10	Away	Loss	4-8
5/23/09	Away	Loss	3-14
5/22/09	Away	Loss	3-4
5/17/09	Away	Win	4-2
5/16/09	Away	Loss	4-5
5/15/09	Away	Loss	3-4
5/18/08	Home	Win	11-1
5/17/08	Home	Loss	7-8
5/16/08	Home	Loss	4-7
5/6/07	Away	Loss	4-6
5/5/07	Away	Loss	2-9
5/4/07	Away	Loss	6-7
4/30/06	Home	Win	5-0
4/29/06	Home	Win	6-3
4/28/06	Home	Win	4-3
5/22/05	Home	Win	8-7
5/21/05	Home	Win	10-9
5/21/05	Home	Win	13-6
5/20/05	Home	Win	3-0
3/25/05	Away	Loss	0-3
3/24/05	Away	Loss	3-10
3/28/04	Home	Win	8-6
3/27/04	Home	Win	7-5
3/26/04	Home	Loss	3-7
4/19/03	Home	Loss	4-11
4/19/03	Home	Loss	3-4
4/17/03	Home	Win	7-5
4/21/02	Away	Loss	1-9
4/20/02	Away	Loss	1-9
4/19/02	Away	Loss	2-11
5/13/01	Away	Win	6-4
5/12/01	Away	Win	10-6
5/11/01	Away	Win	18-7
3/11/01	Home	Loss	9-10
3/10/01	Home	Win	12-5
3/9/01	Home	Loss	7-14
5/7/00	Home	Win	13-8
5/6/00	Home	Win	12-2
5/5/00	Home	Win	5-1
3/19/00	Away	Win	8-4
3/18/00	Away	Loss	4-19
3/17/00	Away	Loss	4-5
4/25/99	Away	Loss	6-15
4/24/99	Away	Loss	3-12
4/24/99	Away	Win	6-3
3/15/98	Home	Win	12-5
3/14/98	Home	Win	8-7
3/14/98	Home	Win	14-3
3/23/97	Home	Win	6-2
3/22/97	Home	Loss	5-6
3/22/97	Home	Win	10-6
3/21/97	Home	Loss	4-10
4/21/96	Away	Loss	11-7 *
4/21/96	Away	Loss	3-4
4/20/96	Away	Loss	11-10 *
4/19/96	Away	Loss	18-1 *
3/18/84	Home	Win	5-2
3/17/84	Home	Win	10-2
3/11/79	Home	Win	2-1

GRAND CANYON
3-4 | 2-1 H | 1-3 A | 0-0 N

2/8/96	Away	Loss	7-8
4/15/95	Home	Win	7-3
4/15/95	Home	Loss	7-9
4/13/95	Home	Win	16-7
4/2/94	Away	Loss	5-6
4/1/94	Away	Win	12-4
3/31/94	Away	Loss	4-15

H | H | H

HARTFORD
3-1 | 3-1 H | 0-0 A | 0-0 N

3/14/94	Home	Win	10-1
3/16/92	Home	Loss	6-9
3/27/91	Home	Win	2-1
3/26/91	Home	Win	9-1

HAWAI'I
10-29 | 4-6 H | 3-22 A | 3-1 N

3/2/13	Neutral	Loss	3-8
2/28/13	Neutral	Win	9-0
3/6/11	Home	Win	4-1
3/5/11	Home	Loss	7-9
3/4/11	Home	Loss	2-3
3/3/11	Home	Win	7-5
3/15/09	Away	Loss	5-6
3/14/09	Away	Loss	5-9
3/13/09	Away	Loss	2-3
3/12/09	Away	Loss	5-6
2/19/06	Home	Loss	4-11
2/18/06	Home	Loss	2-11
2/17/06	Home	Loss	1-3
2/22/98	Away	Loss	1-2
2/21/98	Away	Loss	2-3
2/20/98	Away	Loss	3-7
3/9/96	Away	Loss	4-12
3/8/96	Away	Loss	6-16
3/7/96	Away	Loss	4-10
2/13/94	Away	Win	7-6
2/12/94	Away	Loss	3-4
2/11/94	Away	Loss	8-14
2/28/88	Away	Loss	2-8
2/27/88	Away	Win	9-6
2/26/88	Away	Win	8-7
5/25/86	Neutral	Win	12-5
5/24/86	Neutral	Win	10-6
3/11/84	Away	Loss	9-11
3/10/84	Away	Loss	5-15
3/10/84	Away	Loss	2-3

3/9/84	Away	Loss	1-5
1975	Away	Loss	3-8
1975	Away	Loss	3-5
1975	Away	Loss	1-5
1975	Away	Loss	3-5
1975	Away	Loss	1-2
4/13/74	Home	Win	1-0
4/13/74	Home	Win	6-3
4/12/74	Home	Loss	5-7

HAWAI'I-HILO
8-5 | 0-0 H | 8-5 A | 0-0 N

2/4/01	Away	Win	3-1
2/3/01	Away	Win	12-6
2/3/01	Away	Win	6-4
2/2/01	Away	Win	6-1
3/16/97	Away	Win	9-8
3/15/97	Away	Loss	5-8
3/15/97	Away	Win	6-2
3/14/97	Away	Loss	1-3
3/13/96	Away	Loss	10-5 *
3/12/96	Away	Loss	10-9 *
3/11/96	Away	Loss	8-2 *
2/15/94	Away	Win	5-1
2/15/94	Away	Win	5-3

HOLY CROSS
3-0 | 3-0 H | 0-0 A | 0-0 N

3/1/09	Home	Win	14-3
2/28/09	Home	Win	16-5
2/28/09	Home	Win	4-3

HOUSTON
1-2 | 0-0 H | 1-2 A | 0-0 N

3/6/05	Away	Loss	3-8
3/5/05	Away	Loss	2-6
3/4/05	Away	Win	7-4

I | I | I

ILLINOIS
2-0 | 0-0 H | 0-0 A | 2-0 N

3/24/91	Neutral	Win	9-5
3/23/91	Neutral	Win	18-2

INDIANA
2-1 | 2-1 H | 0-0 A | 0-0 N

3/16/12	Home	Win	9-0
3/16/12	Home	Win	7-4
3/15/12	Home	Loss	1-3

L | L | L

LONG BEACH STATE
44-66 | 20-29 H | 22-33 A | 0-1 N

4/8/14	Away	Win	8-2
3/18/14	Home	Win	4-3
4/30/13	Away	Loss	1-3
3/12/13	Home	Win	4-1
5/7/12	Away	Loss	5-7
5/6/12	Home	Loss	4-5
5/5/12	Away	Loss	4-5
4/17/12	Home	Win	5-4
3/22/11	Home	Loss	2-3
2/22/11	Away	Win	5-1
4/13/10	Away	Win	6-5
3/16/10	Home	Win	6-4
3/17/09	Away	Loss	6-12
2/25/09	Home	Loss	6-9
4/8/08	Home	Win	7-3
3/4/08	Away	Loss	2-5
5/15/07	Home	Loss	2-21
4/17/07	Away	Win	6-5
5/9/06	Away	Loss	3-5
3/7/06	Home	Loss	8-9
4/19/05	Home	Win	10-6
3/8/05	Away	Loss	4-6
4/22/03	Home	Loss	5-11
4/1/03	Away	Win	11-6
4/30/02	Home	Loss	9-19
4/9/02	Away	Loss	3-5
4/3/01	Away	Loss	4-10
3/27/01	Home	Loss	6-13
4/25/00	Away	Win	10-4
3/14/00	Home	Loss	9-11
4/27/99	Away	Loss	2-4
2/24/99	Home	Loss	5-6
5/22/98	Neutral	Loss	9-19
4/21/98	Away	Loss	1-9
3/31/98	Home	Win	8-3
3/11/97	Home	Loss	4-12
3/4/97	Away	Loss	5-7
3/5/96	Away	Loss	3-15
2/6/96	Home	Loss	8-21
2/28/95	Away	Loss	5-14
2/21/95	Home	Loss	5-11
3/8/94	Away	Loss	4-7
2/22/94	Home	Loss	2-5
4/6/93	Home	Loss	6-9
3/30/93	Away	Loss	7-8
3/10/92	Away	Win	3-2
2/18/92	Home	Win	4-3
2/3/92	Away	Loss	1-15
4/9/91	Away	Loss	9-16
3/19/91	Home	Loss	2-10
5/1/90	Home	Loss	0-5
4/17/90	Away	Win	11-10
5/3/89	Away	Win	11-4
3/5/89	Away	Win	4-1
3/3/89	Home	Loss	3-4
2/15/89	Home	Loss	0-9
5/4/88	Away	Win	10-0
2/17/88	Home	Win	9-7
3/24/87	Away	Win	17-2
2/22/87	Home	Win	15-2
2/22/86	Away	Win	7-2
2/21/86	Home	Win	8-3
4/23/85	Away	Loss	8-16
4/28/84	Home	Loss	9-10
4/28/84	Home	Win	8-7
4/27/84	Away	Loss	7-13
3/20/84	Away	Win	12-2
4/26/83	Home	Loss	2-5
3/26/83	Away	Loss	1-3
3/26/83	Away	Loss	3-4
3/25/83	Home	Loss	5-8
5/8/82	Home	Win	8-7
5/8/82	Home	Win	10-4
5/7/82	Away	Loss	4-6
3/23/82	Away	Loss	3-5
3/28/81	Away	Win	10-7
3/28/81	Away	Win	4-3
3/27/81	Home	Loss	2-3
4/29/80	Away	Win	14-0
4/19/80	Home	Loss	3-6
4/19/80	Home	Win	16-3
4/18/80	Away	Loss	3-4
3/14/80	Away	Win	9-0
4/24/79	Home	Loss	4-7
4/7/79	Away	Loss	5-6
4/7/79	Away	Loss	5-8
4/6/79	Home	Loss	1-7
1978	Away	Loss	6-7
4/1/78	Home	Win	7-1
4/1/78	Home	Win	5-2
3/31/78	Away	Win	11-2
4/8/77	Home	Win	10-6
4/2/77	Away	Win	8-3
4/2/77	Away	Win	17-5
4/1/77	Away	Loss	3-12
3/19/76	Away	Loss	0-2
3/5/76	Home	Win	6-0
4/29/75	Home	Loss	5-6
2/11/75	Home	Win	21-6
2/23/74	Away	Win	2-1
2/23/74	Away	Loss	2-6
2/22/74	Home	Loss	1-13
1973		Loss	2-3
1973		Win	9-8
1973		Win	8-7
3/2/71	Home	Loss	3-4
2/23/71	Away	Loss	1-2
4/7/70	Away	Loss	3-8
1970		Loss	6-8
1970		Loss	1-5

LOUISIANA STATE
1-0 | 0-0 H | 0-0 A | 1-0 N

5/30/86	Neutral	Win	4-3

M | M | M

MCNEESE STATE
1-0 | 0-0 H | 0-0 A | 1-0 N

5/28/88	Neutral	Win	12-4

MINNESOTA
2-1 | 1-1 H | 1-0 A | 0-0 N

3/5/10	Away	Win	4-3
3/25/89	Home	Loss	6-7
3/24/89	Home	Win	10-1

MISSISSIPPI STATE
1-2 | 0-0 H | 1-2 A | 0-0 N

3/10/02	Away	Win	3-2
3/9/02	Away	Loss	5-8
3/8/02	Away	Loss	1-7

MISSOURI
1-1 | 0-1 H | 0-0 A | 1-0 N

2/10/01	Home	Loss	7-10
2/22/97	Neutral	Win	11-10

N | N | N

NEBRASKA
2-0 | 2-0 H | 0-0 A | 0-0 N

3/30/88	Home	Win	10-7
3/29/88	Home	Win	15-9

NEVADA
42-25 | 26-12 H | 13-12 A | 0-1 N

3/25/12	Away	Loss	3-6
3/24/12	Away	Loss	2-3
3/23/12	Away	Win	7-1
2/27/11	Home	Win	8-3
2/26/11	Home	Win	7-3
2/25/11	Home	Win	8-5
3/5/00	Away	Win	11-4
3/4/00	Away	Loss	0-4
3/3/00	Away	Loss	3-4
5/29/99	Neutral	Loss	3-4
2/7/99	Home	Loss	5-7
2/6/99	Home	Loss	5-13
2/5/99	Home	Loss	2-10
2/8/98	Home	Win	10-6
2/7/98	Home	Loss	6-12
2/7/98	Home	Win	5-4
3/2/97	Home	Loss	5-8
3/1/97	Home	Loss	7-10
2/28/97	Home	Win	12-10
2/2/92	Home	Loss	4-6
2/1/92	Home	Loss	4-5
1/31/92	Home	Win	12-4
5/4/91	Away	Win	8-3
5/4/91	Away	Loss	4-5

5/3/91	Away	Win	24-12
2/9/91	Home	Win	19-1
2/9/91	Home	Loss	5-10
2/8/91	Home	Win	11-2
4/1/90	Home	Win	3-2
3/31/90	Home	Win	6-5
3/31/90	Home	Win	14-3
3/30/90	Home	Win	17-4
4/23/89	Home	Win	9-2
4/23/89	Home	Win	8-6
4/22/89	Home	Win	7-6
4/21/89	Home	Win	3-2
4/24/88	Away	Loss	5-10
4/23/88	Away	Win	18-9
4/23/88	Away	Win	25-5
4/22/88	Away	Win	8-3
5/10/87	Home	Win	7-2
5/9/87	Home	Win	9-2
5/9/87	Home	Loss	2-4
5/10/86	Away	Win	10-8
5/10/86	Away	Loss	1-9
5/9/86	Away	Loss	8-11
5/12/85	Home	Loss	5-10
5/12/85	Home	Loss	3-7
5/11/85	Home	Win	8-4
5/1/76	Away	Win	15-10
5/1/76	Away	Win	13-7
4/30/76	Away	Win	11-6
4/26/75	Home	Win	9-4
4/26/75	Home	Win	11-10
4/25/75	Home	Win	7-2
4/6/74	Away	Loss	4-5
4/6/74	Away	Loss	1-4
4/5/74	Away	Loss	3-16
1973		Win	15-1
1973		Win	13-2
1973		Win	6-3
4/3/71	Home	Win	8-2
4/3/71	Home	Win	7-3
4/2/71	Home	Win	19-1
4/4/70	Away	Win	3-1
4/4/70	Away	Loss	3-4
4/3/70	Away	Win	8-5

NEW MEXICO
2-2 | 2-2 H | 0-0 A | 0-0 N

3/11/86	Home	Win	23-5
3/10/85	Home	Loss	11-20
3/9/85	Home	Win	17-0
3/9/85	Home	Loss	0-6

NEW MEXICO STATE
5-1-1 | 2-0-1 H | 3-0 A | 0-1 N

3/12/06	Away	Win	20-6
3/11/06	Away	Win	17-3
3/10/06	Away	Win	9-5
3/22/04	Home	Tie	8-8
2/21/04	Home	Win	8-5
2/21/04	Home	Win	2-1
2/10/96	Neutral	Loss	7-6 *

NORTHERN ARIZONA
0-1 | 0-0 H | 0-0 A | 0-1 N

3/17/80	Neutral	Loss	2-3

NORTHERN KENTUCKY
3-0 | 3-0 H | 0-0 A | 0-0 N

3/9/14	Home	Win	13-10
3/8/14	Home	Win	8-3
3/7/14	Home	Win	4-2

NORTHWESTERN
1-2 | 1-1 H | 0-0 A | 0-1 N

3/6/10	Neutral	Loss	0-3
3/23/06	Home	Win	11-5
3/23/83	Home	Loss	3-7

O | O | O

OKLAHOMA
1-1 | 0-0 H | 0-0 A | 1-1 N

5/27/89	Neutral	Win	6-5
5/26/89	Neutral	Loss	2-5

OKLAHOMA STATE
3-8 | 0-1 H | 2-3 A | 1-4 N

3/10/13	Away	Loss	3-4
3/9/13	Away	Win	5-2
3/8/13	Away	Loss	1-2
3/7/10	Neutral	Win	3-0
3/6/08	Neutral	Loss	2-3
2/15/02	Home	Loss	0-13
2/20/99	Neutral	Loss	2-6
2/9/96	Neutral	Loss	10-20
5/29/88	Away	Loss	6-8
6/4/86	Neutral	Loss	5-11
4/22/81	Away	Win	10-7

ORAL ROBERTS
1-3 | 1-1 H | 0-2 A | 0-0 N

3/17/86	Home	Loss	5-11
3/18/85	Home	Win	8-2
4/21/81	Away	Loss	6-7
4/20/81	Away	Loss	2-6

OREGON
4-6 | 3-4 H | 1-2 A | 0-0 N

2/23/14	Home	Loss	3-4
2/22/14	Home	Loss	3-5
2/21/14	Home	Loss	2-12
2/24/13	Away	Loss	1-6
2/23/13	Away	Loss	1-6
2/22/13	Away	Win	7-2
2/22/10	Home	Loss	3-12
3/29/75	Home	Win	12-5
3/29/75	Home	Win	5-3
3/24/75	Home	Win	5-4

OREGON COLLEGE
3-0 | 0-0 H | 0-0 A | 3-0 N

3/21/80	Neutral	Win	3-2
1979	Neutral	Win	5-4
1978	Neutral	Win	6-0

OREGON STATE
2-0 | 0-0 H | 0-0 A | 2-0 N

3/7/08	Neutral	Win	13-3
2/21/99	Neutral	Win	13-4

P | P | P

PACIFIC
9-4 | 5-1 H | 4-2 A | 0-1 N

5/18/14	Away	Loss	2-6
5/17/14	Away	Win	2-1
5/16/14	Away	Win	4-0
3/14/90	Home	Win	9-3
3/13/90	Home	Win	12-5
3/9/87	Home	Win	8-4
1978	Neutral	Loss	0-8
5/1/71	Away	Win	5-0
5/1/71	Away	Win	9-0
4/30/71	Away	Loss	1-2
4/25/70	Home	Win	11-4
4/25/70	Home	Win	6-4
4/24/70	Home	Loss	8-11

PEPPERDINE
61-123 | 36-59 H | 21-61 A | 2-2 N

5/24/14	Neutral	Loss	1-6
5/23/14	Neutral	Loss	1-4
5/4/14	Home	Loss	3-16
5/3/14	Home	Win	3-1
5/2/14	Home	Win	3-2
3/17/13	Away	Loss	3-4
3/16/13	Away	Loss	1-11
3/15/13	Away	Win	3-0
5/20/12	Home	Win	4-3
5/19/12	Home	Loss	3-9
5/18/12	Home	Loss	3-6
4/23/11	Away	Loss	2-7
4/22/11	Away	Loss	1-2
4/21/11	Away	Win	5-2
5/16/10	Home	Loss	6-14
5/15/10	Home	Loss	5-12
5/14/10	Home	Win	8-6
4/19/09	Away	Loss	3-11
4/18/09	Away	Loss	0-2
4/17/09	Away	Win	9-1
4/20/08	Home	Loss	1-10
4/19/08	Home	Loss	3-22
4/18/08	Home	Win	6-5
4/7/07	Away	Loss	2-3
4/6/07	Away	Loss	5-6
4/5/07	Away	Loss	1-3
4/2/06	Home	Loss	7-8
4/1/06	Home	Win	11-10
3/31/06	Home	Win	8-1
5/29/05	Home	Loss	8-18
5/28/05	Home	Loss	5-7
5/27/05	Home	Win	7-3
5/1/05	Away	Win	6-4
4/30/05	Away	Loss	3-5
4/29/05	Away	Win	6-4
5/29/04	Home	Loss	10-12
5/28/04	Home	Loss	1-5
5/2/04	Home	Win	12-6
5/1/04	Home	Loss	3-4
4/30/04	Home	Win	7-3
4/13/03	Away	Loss	4-5
4/12/03	Away	Loss	4-5
4/11/03	Away	Loss	2-4
4/14/02	Home	Win	7-5
4/13/02	Home	Win	10-9
4/12/02	Home	Loss	8-14
4/16/01	Home	Loss	2-8
4/14/01	Home	Loss	0-11
4/12/01	Home	Loss	5-8
5/20/00	Home	Win	6-2
5/19/00	Home	Win	19-5
4/9/00	Away	Win	4-3
4/8/00	Away	Win	3-1
4/7/00	Away	Loss	4-5
5/22/99	Home	Win	7-6
5/22/99	Home	Loss	2-18
5/21/99	Home	Win	3-2
4/18/99	Home	Win	6-5
4/17/99	Home	Win	8-6
4/17/99	Home	Win	19-10
4/13/98	Away	Win	5-3
4/13/98	Away	Loss	0-5
4/9/98	Away	Loss	6-9
5/11/97	Home	Win	16-7
5/10/97	Home	Loss	6-16
5/10/97	Home	Loss	0-7
5/9/97	Home	Loss	3-19
3/3/96	Away	Loss	0-6
3/2/96	Away	Loss	5-6
3/2/96	Away	Loss	1-5
3/1/96	Away	Loss	1-7
5/15/95	Home	Loss	8-16

5/14/95	Home	Loss	0-11
3/18/95	Away	Loss	4-5
3/18/95	Away	Loss	2-3
3/17/95	Away	Loss	0-10
4/30/94	Away	Loss	8-14
4/30/94	Away	Win	4-3
4/29/94	Away	Loss	1-8
3/5/94	Home	Win	7-5
3/5/94	Home	Win	8-3
3/4/94	Home	Loss	3-5
5/15/93	Home	Win	9-6
5/14/93	Home	Loss	3-14
5/12/93	Home	Loss	3-9
3/20/93	Away	Loss	1-2
3/20/93	Away	Loss	0-4
3/19/93	Away	Win	5-0
5/9/92	Away	Loss	2-17
5/8/92	Away	Loss	2-3
5/8/92	Away	Loss	1-6
3/14/92	Home	Loss	2-6
3/14/92	Home	Loss	1-7
3/13/92	Home	Loss	4-17
5/18/91	Home	Win	10-6
5/18/91	Home	Loss	1-3
5/17/91	Home	Win	18-8
3/16/91	Away	Win	6-3
3/16/91	Away	Loss	1-5
3/15/91	Away	Loss	3-4
5/19/90	Away	Loss	0-3
5/19/90	Away	Win	7-2
5/18/90	Away	Loss	3-4
4/10/90	Home	Loss	6-7
2/17/90	Home	Loss	3-8
2/17/90	Home	Win	8-7
5/7/89	Away	Win	6-3
5/6/89	Away	Loss	2-3
5/6/89	Away	Loss	4-5
5/5/89	Away	Loss	0-3
5/8/88	Home	Win	10-7
5/7/88	Home	Win	9-3
5/7/88	Home	Loss	2-10
5/6/88	Home	Loss	4-11
4/25/87	Away	Loss	6-7
4/25/87	Away	Loss	3-8
4/24/87	Home	Loss	7-8
3/7/87	Home	Loss	3-7
3/7/87	Home	Loss	1-6
3/6/87	Away	Loss	5-6
5/17/86	Neutral	Win	14-9
4/26/86	Home	Win	14-4
4/26/86	Home	Loss	3-4
4/25/86	Away	Loss	1-2
4/20/86	Away	Win	10-2
3/15/86	Away	Win	4-3
3/14/86	Home	Loss	6-13
4/27/85	Away	Loss	4-9
4/27/85	Away	Loss	1-3
4/26/85	Home	Loss	4-9
3/23/85	Home	Loss	11-13
3/23/85	Home	Win	7-3
3/22/85	Away	Loss	4-6
4/17/84	Home	Win	4-3
3/24/84	Away	Loss	2-3
3/24/84	Away	Loss	2-8
3/23/84	Home	Loss	2-15
5/3/83	Away	Loss	3-8
4/30/83	Home	Loss	2-4
4/30/83	Home	Loss	5-10
4/29/83	Away	Loss	1-6
5/11/82	Home	Loss	3-10
3/27/82	Away	Loss	10-14
3/27/82	Away	Loss	4-8
3/26/82	Home	Loss	4-5
4/11/81	Home	Loss	0-9
4/11/81	Home	Win	11-5
4/10/81	Away	Loss	1-8
3/31/81	Away	Win	6-5
3/13/81	Neutral	Win	6-2
5/13/80	Home	Loss	3-5
4/12/80	Away	Win	9-3
4/12/80	Away	Loss	1-5
4/11/80	Home	Win	16-6
5/8/79	Away	Win	3-2
3/31/79	Home	Loss	1-2
3/31/79	Home	Loss	4-8
3/30/79	Home	Loss	2-3
4/22/78	Away	Loss	1-4
4/22/78	Away	Win	4-0
4/21/78	Home	Loss	0-7
3/14/78	Home	Loss	11-12
4/30/77	Home	Win	6-4
4/30/77	Home	Loss	5-15
4/29/77	Away	Loss	4-7
3/5/77	Away	Loss	0-6
4/17/76	Away	Loss	0-1
4/17/76	Away	Loss	2-6
4/16/76	Home	Loss	3-5
4/12/75	Home	Loss	0-9
4/12/75	Home	Loss	1-7
4/11/75	Away	Loss	0-5
3/23/74	Away	Loss	0-4
3/23/74	Away	Loss	1-5
3/22/74	Home	Loss	1-8
1973		Win	4-3
1973		Win	4-0
1973		Loss	1-4
3/20/71	Home	Loss	1-2
3/20/71	Home	Win	4-1
3/19/71	Away	Win	9-6
5/9/70	Away	Loss	4-6
5/9/70	Away	Win	6-2
5/8/70	Home	Win	5-3

POINT LOMA NAZARENE

1-1 | 0-0 H | 0-0 A | 1-1 N

2/21/97	Neutral	Win	10-7
3/19/80	Neutral	Loss	4-5

PORTLAND

47-31 | 29-15 H | 18-15 A | 0-1 N

3/16/14	Home	Win	8-7
3/15/14	Home	Win	10-8
3/14/14	Home	Win	5-2
4/28/13	Away	Loss	1-2
4/27/13	Away	Loss	2-3
4/26/13	Away	Loss	3-8
4/22/12	Home	Win	5-0
4/21/12	Home	Loss	3-6
4/20/12	Home	Win	5-3
5/22/11	Home	Win	3-2
5/21/11	Home	Loss	2-3
5/20/11	Home	Loss	2-8
4/18/10	Away	Loss	12-13
4/17/10	Away	Loss	1-5
4/16/10	Away	Loss	2-17
4/5/09	Home	Loss	3-7
4/4/09	Home	Win	17-5
4/3/09	Home	Win	11-6
3/30/08	Away	Win	12-3
3/30/08	Away	Win	9-3
3/29/08	Away	Win	7-2
5/13/07	Home	Win	2-1
5/12/07	Home	Loss	2-11
5/11/07	Home	Win	3-1
5/21/06	Away	Win	13-9
5/20/06	Away	Win	3-2
5/19/06	Away	Win	4-3
4/10/05	Home	Win	8-4
4/9/05	Home	Win	21-9
4/8/05	Home	Loss	2-3
4/10/04	Away	Win	12-2
4/10/04	Away	Loss	5-8
4/8/04	Away	Loss	2-3
5/18/03	Home	Win	15-19
5/17/03	Home	Win	3-1
5/16/03	Home	Win	14-15
3/16/03	Away	Win	14-2
3/15/03	Away	Win	15-5
3/14/03	Away	Win	6-0
5/19/02	Away	Win	11-5
5/18/02	Away	Win	8-5
5/17/02	Away	Loss	10-18
3/17/02	Home	Win	10-6
3/16/02	Home	Loss	10-14
3/15/02	Home	Win	12-5
4/1/01	Home	Loss	3-11
3/31/01	Home	Loss	2-20
3/30/01	Home	Win	8-7
4/16/00	Away	Win	8-7
4/15/00	Away	Win	3-2
4/14/00	Away	Loss	2-4
5/1/99	Home	Loss	9-10
5/1/99	Home	Win	9-2
4/30/99	Home	Loss	7-13
4/30/99	Home	Loss	4-9
4/11/99	Away	Loss	3-6
4/11/99	Away	Loss	1-4
5/11/98	Away	Win	5-3
5/10/98	Away	Win	20-10
5/10/98	Away	Loss	3-4
4/5/98	Home	Win	11-10
4/4/98	Home	Win	7-6
4/4/98	Home	Win	15-8
4/6/97	Away	Loss	2-3
4/5/97	Away	Win	19-11
4/5/97	Away	Win	10-3
4/4/97	Away	Loss	2-3
3/24/96	Home	Win	3-0
3/23/96	Home	Loss	10-6 *
3/23/96	Home	Win	15-1
3/22/96	Home	Win	10-5
3/7/89	Home	Win	4-3
3/12/88	Home	Loss	2-3
3/12/88	Home	Win	5-3
3/11/88	Home	Win	14-4
3/3/87	Home	Win	13-8
3/14/84	Home	Loss	7-8
1979	Neutral	Loss	1-4

PORTLAND STATE

3-4 | 2-4 H | 0-0 A | 1-0 N

2/18/96	Home	Loss	7-10
2/17/96	Home	Loss	3-6
2/16/96	Home	Win	5-1
2/19/94	Home	Loss	2-7
2/19/94	Home	Loss	4-6
2/18/94	Home	Win	13-7
3/22/80	Neutral	Win	8-6

S | S | S

SACRAMENTO STATE

6-2 | 5-1 H | 1-1 A | 0-0 N

2/23/08	Away	Win	7-3
2/22/08	Away	Loss	7-12
2/4/07	Home	Win	8-5
2/3/07	Home	Win	8-1
2/2/07	Home	Win	9-5
4/12/86	Home	Win	13-3
4/12/86	Home	Loss	6-8
4/11/86	Home	Win	14-8

SAINT MARY'S

98-45 | 61-15 H | 34-30 A | 0-0 N

4/13/14	Home	Win	7-5
4/12/14	Home	Win	11-1
4/11/14	Home	Win	4-3
3/24/13	Away	Loss	0-2
3/23/13	Away	Win	6-1
3/22/13	Away	Win	4-2
4/1/12	Home	Win	5-3
3/31/12	Home	Win	2-1
3/30/12	Home	Win	9-4
5/14/11	Away	Win	5-0
5/14/11	Away	Win	5-3
5/13/11	Away	Loss	4-6
5/2/10	Home	Win	10-0
5/1/10	Home	Win	2-1
4/30/10	Home	Loss	9-14
4/26/09	Away	Loss	4-5
4/25/09	Away	Loss	6-13
4/24/09	Away	Win	5-4
4/13/08	Home	Loss	5-6
4/12/08	Home	Win	15-9
4/11/08	Home	Loss	9-14
4/15/07	Away	Win	8-2
4/15/07	Away	Win	8-0
4/13/07	Away	Win	11-3
4/9/06	Home	Win	7-1
4/8/06	Home	Loss	2-5
4/7/06	Home	Loss	3-5
5/8/05	Home	Win	16-14
5/7/05	Home	Win	6-3
5/6/05	Home	Win	12-6
4/3/05	Away	Loss	7-12
4/2/05	Away	Loss	3-5
4/1/05	Away	Win	8-1
5/10/04	Away	Win	10-3
5/9/04	Away	Win	12-3
5/9/04	Away	Win	8-6
4/4/04	Home	Win	4-3
4/3/04	Home	Win	2-0
4/2/04	Home	Win	10-5
4/6/03	Home	Win	12-11
4/5/03	Home	Win	4-1
4/4/03	Home	Win	7-3
4/7/02	Away	Win	8-2
4/6/02	Away	Loss	2-3
4/5/02	Away	Loss	2-12
4/8/01	Away	Loss	0-3
4/7/01	Away	Loss	6-9
4/7/01	Away	Loss	6-12
4/3/00	Home	Win	11-7
4/1/00	Home	Loss	7-15
3/31/00	Home	Win	30-9
5/10/99	Away	Loss	1-3
5/9/99	Away	Win	6-1
5/9/99	Away	Win	10-1
3/21/99	Home	Loss	3-6
3/21/99	Home	Win	5-1
3/20/99	Home	Win	5-4
5/3/98	Home	Win	12-8
5/3/98	Home	Win	12-11
5/2/98	Home	Loss	6-9
5/2/98	Home	Win	16-4
4/20/98	Away	Win	7-5
4/27/97	Home	Loss	4-9
4/26/97	Home	Win	2-1
4/26/97	Home	Win	4-3
4/25/97	Home	Win	4-2
3/31/96	Away	Win	12-5
3/30/96	Away	Loss	2-5
3/30/96	Away	Loss	8-4 *
3/29/96	Away	Loss	9-13
4/8/95	Away	Win	5-2
4/8/95	Away	Win	3-1
4/7/95	Away	Win	4-1
4/7/95	Away	Win	8-6
3/10/95	Home	Loss	6-11
3/10/95	Home	Loss	5-6
4/23/94	Home	Win	5-4
4/22/94	Home	Loss	3-4
4/22/94	Home	Win	6-2
4/9/94	Away	Win	6-2
4/9/94	Away	Loss	5-8
4/8/94	Away	Loss	3-6
5/9/93	Away	Loss	5-9
5/9/93	Away	Loss	1-5
5/9/93	Away	Loss	7-12
3/13/93	Home	Win	9-4
3/13/93	Home	Win	4-0
3/12/93	Home	Win	12-6
4/25/92	Home	Win	9-8
4/25/92	Home	Win	7-5
4/24/92	Home	Win	8-7
3/7/92	Away	Win	8-11 #
3/7/92	Away	Loss	2-8
3/7/92	Away	Win	11-9
4/6/91	Away	Win	8-6
4/6/91	Away	Loss	1-6
4/5/91	Away	Loss	8-9
3/2/91	Home	Win	4-3
3/2/91	Home	Loss	4-7
3/1/91	Home	Win	9-3
4/7/90	Home	Win	10-9
4/7/90	Home	Win	14-6
4/6/90	Home	Win	11-9
3/24/90	Away	Win	12-5
3/24/90	Away	Win	8-2
3/23/90	Away	Loss	2-4
4/16/89	Away	Win	11-2
4/15/89	Away	Win	8-3
4/15/89	Away	Win	7-1
4/14/89	Away	Win	11-1
4/17/88	Home	Win	17-0
4/16/88	Home	Win	12-6
4/16/88	Home	Win	7-3
4/15/88	Home	Win	12-7
3/21/87	Away	Loss	4-5
3/20/87	Away	Win	2-1
3/27/86	Home	Win	12-7
3/27/86	Home	Win	6-5
3/26/86	Home	Win	9-5
3/16/85	Away	Loss	4-5
3/16/85	Away	Loss	6-9
3/15/85	Away	Loss	2-3
1/31/82	Home	Win	5-3
4/5/80	Home	Win	6-4
4/5/80	Home	Win	11-4
4/4/80	Home	Win	10-8
2/26/78	Home	Loss	4-8
5/8/76	Home	Win	15-5
5/8/76	Home	Win	12-11
5/7/76	Home	Win	7-6
1975	Away	Win	1-0
4/20/74	Home	Win	3-0
4/20/74	Home	Loss	1-6
4/19/74	Home	Win	6-2
1973		Win	3-2
1973		Win	8-7
1973		Win	2-1
4/17/71	Away	Loss	1-6
4/17/71	Away	Loss	1-4
4/16/71	Away	Win	12-4
4/11/70	Home	Win	21-0
4/11/70	Home	Win	5-2
4/10/70	Home	Win	5-2

SAN DIEGO

90-73-1 | 54-28-1 H | 33-43 A | 2-1 N

3/23/14	Away	Loss	1-8
3/22/14	Away	Win	5-3
3/21/14	Away	Win	7-0
4/7/13	Home	Win	3-1
4/6/13	Home	Loss	2-4
4/5/13	Home	Win	4-0
5/13/12	Away	Loss	8-11
5/12/12	Away	Win	8-6
5/11/12	Away	Win	13-1
5/29/11	Home	Win	5-4
5/28/11	Home	Win	6-3
5/27/11	Home	Win	5-4
4/11/10	Away	Loss	2-3
4/10/10	Away	Loss	1-6
4/9/10	Away	Loss	2-15
5/3/09	Home	Win	5-4
5/2/09	Home	Win	7-3
5/1/09	Home	Win	6-5
4/27/08	Away	Loss	3-11
4/26/08	Away	Loss	4-6
4/25/08	Away	Loss	4-11
3/9/08	Neutral	Win	13-3
4/22/07	Home	Loss	3-10
4/21/07	Home	Loss	1-12
4/21/07	Home	Loss	1-5
4/15/06	Away	Loss	5-6
4/15/06	Away	Win	7-3
4/13/06	Away	Loss	4-6
5/15/05	Away	Loss	0-4
5/14/05	Away	Win	9-1
5/13/05	Away	Win	5-3
3/20/05	Home	Win	7-3
3/19/05	Home	Win	4-3
3/18/05	Home	Win	6-4
3/21/04	Away	Win	10-8
3/20/04	Away	Win	12-10
3/19/04	Away	Loss	2-11
3/7/04	Home	Win	9-8
3/6/04	Home	Win	10-4
3/5/04	Home	Win	5-4
5/4/03	Away	Loss	2-11
5/4/03	Away	Loss	2-4
5/2/03	Away	Loss	4-6
3/29/03	Home	Win	9-2
3/29/03	Home	Loss	1-4
3/28/03	Home	Loss	4-7
5/5/02	Home	Loss	7-14
5/4/02	Home	Loss	4-14
5/3/02	Home	Win	14-5
4/1/02	Away	Win	5-2
3/30/02	Away	Win	5-1
3/28/02	Away	Loss	2-12
4/22/01	Away	Loss	1-11
4/21/01	Away	Loss	5-8
4/20/01	Away	Loss	2-7
4/22/00	Home	Win	8-5
4/20/00	Home	Loss	4-6
4/18/00	Home	Win	11-8
3/7/99	Away	Win	5-2
3/7/99	Away	Win	11-4
3/6/99	Away	Loss	4-5
3/28/98	Home	Win	16-8
3/28/98	Home	Loss	11-12
3/27/98	Home	Loss	9-13
4/20/97	Away	Win	5-4
4/19/97	Away	Loss	1-10
4/19/97	Away	Win	5-1
4/18/97	Away	Loss	0-6
4/28/96	Home	Loss	8-12
4/27/96	Home	Loss	10-3 *
4/27/96	Home	Loss	1-3
4/26/96	Home	Loss	8-5 *

4/22/95	Home	Win	17-13
4/22/95	Home	Win	11-2
4/21/95	Home	Loss	10-17
3/4/95	Away	Loss	2-3
3/4/95	Away	Loss	3-4
3/3/95	Away	Loss	0-8
4/16/94	Away	Loss	2-6
4/16/94	Away	Loss	3-7
4/15/94	Away	Loss	3-7
3/26/94	Home	Loss	2-10
3/25/94	Home	Win	6-5
3/24/94	Home	Loss	2-15
4/17/93	Home	Win	11-3
4/7/93	Home	Loss	3-8
4/6/93	Home	Win	7-4
3/28/93	Away	Win	6-2
3/27/93	Away	Loss	0-3
3/24/93	Away	Loss	3-5
3/3/92	Home	Win	8-7
2/29/92	Home	Loss	4-15
2/28/92	Home	Win	15-13
4/21/91	Home	Win	14-3
4/20/91	Home	Loss	4-10
4/20/91	Home	Win	11-5
4/19/91	Home	Win	9-7
2/16/91	Away	Loss	5-6
2/15/91	Away	Loss	1-3
4/28/90	Away	Win	13-2
4/28/90	Away	Loss	1-2
4/27/90	Away	Loss	1-4
3/3/90	Home	Win	4-3
3/3/90	Home	Win	6-5
3/2/90	Home	Win	17-7
4/9/89	Home	Win	11-1
4/8/89	Home	Win	8-0
4/8/89	Home	Win	10-5
4/7/89	Home	Win	7-6
4/10/88	Away	Win	6-4
4/9/88	Away	Win	6-5
4/9/88	Away	Win	5-4
4/8/88	Away	Win	18-2
5/2/87	Away	Loss	3-7
5/2/87	Away	Win	9-0
5/1/87	Away	Win	9-7
3/28/87	Home	Tie	5-5
3/28/87	Home	Win	10-6
3/27/87	Home	Loss	9-10
5/3/86	Home	Win	7-3
5/3/86	Home	Win	7-3
5/2/86	Home	Win	11-9
4/5/86	Away	Win	16-6
4/5/86	Away	Win	12-1
4/4/86	Away	Win	12-4
5/4/85	Away	Win	4-2
5/4/85	Away	Win	10-0
5/3/85	Home	Win	8-3
3/30/85	Home	Win	5-4
3/30/85	Home	Win	7-6
3/29/85	Away	Win	12-6
4/14/84	Away	Win	5-0
4/14/84	Away	Loss	9-15
4/13/84	Home	Win	9-2
3/27/84	Home	Win	4-3
5/10/83	Home	Loss	5-7
4/2/83	Home	Win	6-3
4/2/83	Home	Loss	8-9
4/1/83	Away	Win	3-2
5/4/82	Home	Loss	1-5
4/24/82	Away	Win	5-3
4/24/82	Away	Loss	4-5
4/23/82	Home	Win	9-1
5/9/81	Home	Win	8-7
5/9/81	Home	Loss	9-10
5/8/81	Home	Win	14-7
5/5/81	Away	Loss	7-8
3/14/81	Neutral	Win	7-2
5/17/80	Away	Loss	0-1
5/17/80	Away	Loss	2-11
5/16/80	Home	Win	4-2
4/15/80	Home	Win	8-4
3/20/80	Away	Loss	2-9
5/12/79	Home	Win	8-5
5/12/79	Home	Win	4-3
5/11/79	Away	Loss	4-5
4/3/79	Away	Win	1-0
1979	Neutral	Loss	2-6
1973		Loss	3-2
1973		Win	7-5
3/28/71	Home	Loss	0-6
3/28/70	Home	Win	5-2
3/28/70	Home	Loss	3-9
3/14/70	Away	Loss	2-3

SAN DIEGO STATE

29-50 | 16-15 H | 12-31 A | 1-0 N

4/29/14	Home	Win	7-1
2/18/14	Away	Loss	2-9
5/15/12	Away	Loss	7-13
3/15/11	Home	Win	5-0
3/8/08	Away	Win	7-2
4/10/07	Home	Win	3-1
2/13/07	Away	Loss	6-10
4/27/04	Away	Loss	4-7
2/26/02	Home	Win	6-3
3/20/01	Home	Loss	3-11
3/13/01	Away	Loss	5-6
4/7/98	Home	Loss	15-16
2/23/97	Away	Loss	4-8
2/4/97	Neutral	Win	5-4
4/30/96	Away	Loss	13-4 *
2/13/96	Home	Loss	6-16
4/25/95	Away	Loss	4-5
4/11/95	Home	Win	9-8
4/5/94	Home	Win	3-0
3/1/86	Home	Loss	0-6
3/1/86	Home	Win	4-1
2/28/86	Home	Loss	1-12
3/2/85	Away	Win	6-5
3/1/85	Away	Win	4-3
2/18/84	Home	Loss	2-13
2/18/84	Home	Win	7-5
2/17/84	Home	Loss	4-7
2/12/83	Away	Loss	5-11
2/12/83	Away	Loss	1-4
2/11/83	Away	Loss	6-7
3/20/82	Away	Loss	2-11
3/20/82	Away	Loss	1-6
3/19/82	Away	Loss	3-4
3/19/82	Away	Win	4-3
2/13/82	Home	Win	7-6
2/12/82	Home	Loss	4-12
3/21/81	Away	Win	3-2
3/21/81	Away	Loss	1-11
3/20/81	Away	Loss	3-11
2/27/81	Home	Loss	2-7
2/26/80	Home	Win	3-2
2/23/80	Away	Loss	2-6
2/23/80	Away	Win	7-6
2/22/80	Away	Loss	2-5
2/15/80	Home	Win	8-2
1979	Away	Loss	6-11
2/18/79	Away	Loss	3-5
2/17/79	Away	Loss	3-12
2/16/79	Away	Win	10-4
5/13/78	Home	Win	7-6
5/13/78	Home	Win	6-4
5/12/78	Away	Loss	3-11
1978	Away	Loss	4-7
3/18/78	Away	Win	17-7
5/21/77	Away	Loss	5-9
5/21/77	Away	Loss	3-9
5/20/77	Home	Loss	9-11
4/6/77	Home	Win	5-4
3/6/76	Home	Loss	3-4
3/6/76	Home	Loss	9-11
2/21/76	Away	Win	5-1
2/21/76	Away	Win	4-3
2/20/76	Away	Loss	0-4
2/19/76	Away	Loss	4-5
3/18/75	Home	Win	9-4
3/15/75	Away	Win	7-1
3/15/75	Away	Loss	3-5
3/1/75	Away	Win	6-3
3/1/75	Away	Loss	1-5
2/15/75	Home	Win	5-0
2/15/75	Home	Loss	3-5
3/9/74	Away	Loss	3-5
3/9/74	Away	Loss	4-5
2/26/74	Home	Loss	5-10
2/15/74	Home	Loss	5-8
1973		Loss	6-7
1973		Loss	5-9
1973		Loss	6-8
1973		Loss	8-11

SAN FRANCISCO

81-59 | 44-22 H | 34-37 A | 0-0 N

4/6/14	Home	Win	5-4
4/5/14	Home	Loss	3-9
4/4/14	Home	Loss	4-6
4/21/13	Away	Win	5-3
4/20/13	Away	Win	4-3
4/19/13	Away	Loss	5-10
4/15/12	Home	Loss	5-8
4/14/12	Home	Win	4-2
4/14/12	Home	Loss	9-13
5/1/11	Away	Loss	6-7
4/30/11	Away	Loss	4-5
4/29/11	Away	Loss	7-11
4/25/10	Home	Win	11-9
4/24/10	Home	Loss	2-9
4/23/10	Home	Loss	5-8
4/11/09	Home	Win	9-4
4/11/09	Home	Loss	6-9
4/9/09	Home	Win	12-3
4/6/08	Away	Loss	2-8
4/5/08	Away	Loss	1-4
4/4/08	Away	Loss	5-9
4/1/07	Home	Win	9-4
3/31/07	Home	Win	4-3
3/30/07	Home	Loss	4-10
5/14/06	Away	Loss	1-10
5/13/06	Away	Loss	1-5
5/12/06	Away	Loss	4-5
4/24/05	Away	Loss	5-8
4/23/05	Away	Loss	5-8
4/22/05	Away	Loss	4-11
4/25/04	Home	Win	7-0
4/24/04	Home	Loss	7-10
4/23/04	Home	Win	6-3
5/11/03	Home	Loss	2-6
5/10/03	Home	Loss	7-9
5/9/03	Home	Win	16-10
3/23/03	Away	Win	7-5
3/22/03	Away	Loss	4-9
3/21/03	Away	Loss	6-12
5/12/02	Away	Loss	8-11
5/11/02	Away	Win	7-5
5/10/02	Away	Win	13-4
3/24/02	Home	Loss	21-25
3/23/02	Home	Win	11-7
3/22/02	Home	Win	6-4

5/6/01	Away	Win	10-6
5/6/01	Away	Loss	6-7
5/4/01	Away	Loss	2-3
3/25/01	Home	Win	10-9
3/24/01	Home	Win	7-2
3/23/01	Home	Loss	2-5
4/30/00	Away	Win	9-6
4/29/00	Away	Win	9-7
4/28/00	Away	Win	10-2
3/12/00	Home	Win	13-10
3/11/00	Home	Win	18-5
3/10/00	Home	Win	16-4
3/27/99	Home	Loss	2-4
3/27/99	Home	Win	12-5
3/26/99	Home	Win	8-7
4/19/98	Away	Win	16-4
4/18/98	Away	Loss	9-10
4/18/98	Away	Win	11-4
5/4/97	Away	Loss	5-16
5/3/97	Away	Win	7-3
5/3/97	Away	Loss	8-9
5/2/97	Away	Loss	9-10
4/14/96	Home	Loss	2-15
4/13/96	Home	Loss	10-4 *
4/13/96	Home	Loss	10-7 *
4/12/96	Home	Loss	10-9 *
4/29/95	Away	Loss	6-8
4/29/95	Away	Win	3-1
4/28/95	Away	Win	6-4
3/25/95	Home	Win	11-5
3/25/95	Home	Win	15-12
3/24/95	Home	Win	6-5
5/7/94	Home	Win	7-6
5/7/94	Home	Win	11-10
5/6/94	Home	Win	10-4
3/19/94	Away	Loss	1-15
3/18/94	Away	Loss	1-3
3/18/94	Away	Win	8-6
5/1/93	Home	Win	10-8
5/1/93	Home	Win	8-2
4/30/93	Home	Loss	3-5
3/8/93	Away	Win	7-1
3/7/93	Away	Win	6-4
3/7/93	Away	Loss	5-6
4/5/92	Away	Loss	6-13
4/4/92	Away	Loss	0-4
4/4/92	Away	Loss	6-7
4/3/92	Away	Loss	5-10
3/20/92	Home	Win	9-8
4/13/91	Home	Win	10-8
4/13/91	Home	Win	10-2
4/12/91	Home	Win	16-7
2/23/91	Away	Win	16-2
2/23/91	Away	Win	5-4
2/22/91	Away	Win	4-2
4/14/90	Away	Win	14-6
4/14/90	Away	Win	7-4
4/13/90	Away	Win	14-9
3/17/90	Home	Loss	9-10
3/17/90	Home	Win	9-3
3/16/90	Home	Win	9-7
3/19/89	Away	Win	6-3
3/18/89	Away	Loss	7-8
3/17/89	Away	Win	7-2
3/20/88	Home	Win	5-2
3/19/88	Home	Win	18-0
3/19/88	Home	Win	12-6
3/18/88	Home	Win	15-7
4/11/87	Away	Win	13-8
4/11/87	Away	Win	6-0
4/10/87	Away	Win	7-6
4/19/86	Home	Win	23-9
4/19/86	Home	Win	11-1
4/18/86	Home	Win	34-11
4/20/85	Away	Win	13-7
4/20/85	Away	Loss	13-14
4/19/85	Away	Win	10-7
4/24/76	Away	Loss	5-10
4/24/76	Away	Win	14-0
4/23/76	Away	Win	9-7
4/19/75	Home	Win	6-0
4/19/75	Home	Win	5-1
4/18/75	Home	Win	5-2
3/16/74	Away	Loss	4-5
3/16/74	Away	Loss	6-9
3/15/74	Away	Win	11-1
1973		Win	8-2
1973		Win	7-0
1973		Win	10-4
4/24/71	Home	Win	5-2
4/24/71	Home	Loss	3-11
4/23/71	Home	Loss	0-4
4/18/70	Away	Win	5-0
4/18/70	Away	Loss	5-6
4/17/70	Away	Loss	6-8

SAN JOSE STATE

7-5 | 4-2 H | 3-3 A | 0-0 N

2/25/07	Home	Loss	7-15
2/24/07	Home	Win	6-5
2/23/07	Home	Loss	3-4
2/26/06	Away	Loss	1-6
2/25/06	Away	Win	15-7
2/24/06	Away	Win	3-2
2/29/04	Away	Win	11-0
2/28/04	Away	Loss	2-10
2/28/04	Away	Loss	2-4
3/2/03	Home	Win	8-7
3/1/03	Home	Win	7-6
2/28/03	Home	Win	9-7

SANTA CLARA

77-74 | 34-37 H | 41-35 A | 0-1 N

4/27/14	Away	Loss	7-8
4/26/14	Away	Loss	2-10
4/25/14	Away	Win	6-5
5/19/13	Home	Loss	4-5
5/18/13	Home	Win	2-1
5/17/13	Home	Win	12-6
5/27/12	Away	Win	4-2
5/26/12	Away	Loss	6-7
5/25/12	Away	Win	6-3
4/10/11	Away	Win	11-2
4/9/11	Away	Win	7-1
4/8/11	Away	Win	3-0
5/30/10	Home	Loss	13-22
5/29/10	Home	Win	10-6
5/28/10	Home	Loss	3-10
3/29/09	Away	Win	14-8
3/28/09	Away	Win	7-4
3/27/09	Away	Win	2-0
5/4/08	Home	Loss	4-5
5/3/08	Home	Loss	2-7
5/2/08	Home	Win	9-6
4/29/07	Away	Loss	1-11
4/28/07	Away	Win	7-6
4/27/07	Away	Win	5-4
4/23/06	Home	Loss	3-4
4/22/06	Home	Loss	8-11
4/21/06	Home	Win	10-3
4/17/05	Home	Win	9-4
4/16/05	Home	Loss	6-18
4/15/05	Home	Loss	1-3
4/18/04	Away	Win	12-7
4/17/04	Away	Loss	5-7
4/16/04	Away	Win	8-0
4/27/03	Away	Loss	4-5
4/26/03	Away	Loss	2-3
4/25/03	Away	Loss	4-6
4/28/02	Home	Loss	1-17
4/27/02	Home	Loss	3-6
4/26/02	Home	Win	14-6
4/29/01	Home	Loss	4-5
4/28/01	Home	Loss	6-15
4/27/01	Home	Loss	6-11
3/18/01	Away	Loss	2-3
3/17/01	Away	Loss	5-7
3/16/01	Away	Loss	5-6
5/13/00	Away	Loss	8-9
5/13/00	Away	Loss	2-9
5/12/00	Away	Win	11-1
3/26/00	Home	Win	6-4
3/25/00	Home	Win	16-9
3/24/00	Home	Win	20-4
5/16/99	Home	Win	12-3
5/15/99	Home	Win	6-3
5/15/99	Home	Loss	10-11
3/13/99	Away	Win	2-1
3/13/99	Away	Win	10-2
3/12/99	Away	Win	8-5
4/25/98	Away	Win	14-6
4/25/98	Away	Win	6-4
4/24/98	Away	Win	4-3
3/22/98	Home	Win	9-4
3/21/98	Home	Loss	0-4
3/21/98	Home	Win	8-7
4/13/97	Home	Loss	3-6
4/12/97	Home	Loss	3-15
4/12/97	Home	Loss	1-16
4/11/97	Home	Loss	7-15
5/5/96	Away	Loss	5-22
5/4/96	Away	Loss	0-4
5/4/96	Away	Loss	6-7
5/3/96	Away	Loss	2-3
5/6/95	Home	Loss	7-8
5/6/95	Home	Win	10-6
5/5/95	Home	Loss	3-6
4/1/95	Away	Loss	3-13
4/1/95	Away	Loss	4-5
3/31/95	Away	Loss	0-16
5/16/94	Home	Loss	5-6
5/16/94	Home	Win	7-3
5/15/94	Home	Loss	2-3
3/12/94	Away	Loss	10-13
3/12/94	Away	Win	7-5
3/11/94	Away	Loss	5-11
4/24/93	Away	Win	3-2
4/24/93	Away	Loss	4-7
4/23/93	Away	Loss	8-15
4/3/93	Home	Loss	5-14
4/3/93	Home	Loss	3-8
4/2/93	Home	Win	11-4
4/11/92	Home	Loss	9-15
4/11/92	Home	Loss	5-10
4/10/92	Home	Win	9-6
3/28/92	Away	Loss	4-8
3/28/92	Away	Win	16-8
3/27/92	Away	Loss	3-4
4/27/91	Away	Win	13-5
4/27/91	Away	Win	4-2
4/26/91	Away	Win	8-4
3/9/91	Home	Win	9-7
3/9/91	Home	Win	5-3
3/8/91	Home	Win	6-2
5/5/90	Home	Win	15-4
5/5/90	Home	Win	10-2
5/4/90	Home	Win	6-5
2/10/90	Away	Win	5-3
2/10/90	Away	Win	3-2
2/9/90	Away	Loss	9-10
4/30/89	Home	Loss	1-6
4/30/89	Home	Win	8-2

4/29/89	Home	Win	4-3
4/28/89	Home	Win	4-2
5/1/88	Away	Win	16-12
4/30/88	Away	Loss	4-8
4/30/88	Away	Loss	5-6
4/29/88	Away	Loss	6-14
3/14/87	Home	Win	7-6
3/14/87	Home	Loss	8-9
3/13/87	Home	Loss	5-7
3/22/86	Away	Win	5-0
3/22/86	Away	Win	7-0
3/21/86	Away	Win	14-7
4/4/85	Home	Loss	3-7
4/4/85	Home	Win	14-2
4/3/85	Home	Win	16-4
2/19/84	Home	Win	5-4
2/13/83	Neutral	Loss	5-10
3/1/80	Away	Win	1-0
3/1/80	Away	Win	6-5
2/29/80	Away	Loss	4-5
3/10/79	Home	Win	7-6
3/9/79	Home	Loss	5-11
4/23/77	Away	Win	1-0
4/22/77	Away	Loss	1-6
4/3/76	Away	Win	7-5
4/3/76	Away	Win	7-3
4/2/76	Away	Win	6-2
5/17/75	Home	Win	5-2
5/17/75	Home	Loss	2-9
5/16/75	Home	Loss	1-2
5/4/74	Away	Win	4-3
5/4/74	Away	Loss	3-14
5/3/74	Away	Win	2-1
1973		Win	5-1
1973		Win	4-3
1973		Loss	4-6
5/15/71	Home	Loss	8-9
5/15/71	Home	Win	10-4
5/14/71	Home	Loss	3-6
3/21/70	Away	Loss	1-3
3/20/70	Away	Loss	10-11
3/20/70	Away	Win	7-5

SONOMA STATE
1-0 | 1-0 H | 0-0 A | 0-0 N

2/8/97	Home	Win	7-6

SOUTH ALABAMA
1-0 | 1-0 H | 0-0 A | 0-0 N

2/5/90	Home	Win	3-0

SOUTHERN CALIFORNIA COLLEGE
6-0 | 4-0 H | 1-0 A | 1-0 N

4/11/85	Home	Win	13-7
3/6/82	Home	Win	3-1
3/6/82	Home	Win	24-1
3/5/82	Away	Win	10-5
3/11/80	Home	Win	10-1
1979	Neutral	Win	5-0

SOUTHERN UTAH
7-2 | 7-2 H | 0-0 A | 0-0 N

2/11/95	Home	Loss	4-12
2/11/95	Home	Loss	6-7
2/10/95	Home	Win	9-2
2/28/93	Home	Win	14-3
2/27/93	Home	Win	6-1
2/27/93	Home	Win	6-5
2/25/89	Home	Win	9-3
2/25/89	Home	Win	9-1
2/24/89	Home	Win	12-4

STANFORD
1-5 | 0-1 H | 1-4 A | 0-0 N

5/28/99	Away	Loss	2-10
5/21/98	Away	Win	6-2
2/12/89	Away	Loss	6-9
2/11/89	Away	Loss	4-11
2/10/89	Away	Loss	5-6
3/26/79	Home	Loss	4-5

T | T | T

TEXAS
1-4 | 0-0 H | 1-4 A | 0-0 N

3/11/12	Away	Loss	1-3
3/11/12	Away	Win	1-0
2/24/02	Away	Loss	2-8
2/23/02	Away	Loss	3-17
2/22/02	Away	Loss	1-10

TEXAS TECH
4-0 | 4-0 H | 0-0 A | 0-0 N

2/15/99	Home	Win	6-3
2/14/88	Home	Win	6-0
2/13/88	Home	Win	10-5
2/12/88	Home	Win	13-8

TULANE
2-1 | 0-0 H | 2-1 A | 0-0 N

3/11/07	Away	Win	3-2
3/10/07	Away	Win	7-3
3/9/07	Away	Loss	1-4

U | U | U

U.S. INTERNATIONAL
25-3 | 10-1 H | 10-2 A | 5-0 N

5/12/91	Away	Win	13-3
5/11/91	Away	Win	13-5
1/27/91	Away	Win	8-4
5/15/90	Away	Win	15-2
5/13/90	Home	Win	10-2
5/13/90	Home	Win	10-4
4/22/90	Away	Win	16-7
4/1/89	Away	Loss	7-8
4/1/89	Away	Win	17-7
1/31/89	Home	Win	20-12
2/21/88	Home	Win	14-3
2/21/88	Home	Win	12-0
2/21/87	Home	Win	7-1
2/21/87	Home	Win	19-4
2/20/87	Home	Win	5-4
2/16/87	Away	Win	8-6
2/4/86	Away	Win	13-2
2/2/86	Home	Win	3-1
2/2/86	Home	Win	11-5
3/15/83	Away	Win	15-6
3/15/83	Away	Loss	4-7
2/21/83	Away	Win	6-2
2/26/82	Home	Loss	1-5
3/19/80	Neutral	Win	10-9
1979	Neutral	Win	4-3
1978	Neutral	Win	2-0
1978	Neutral	Win	10-3
1978	Neutral	Win	6-4

UC DAVIS
1-2 | 1-2 H | 0-0 A | 0-0 N

3/25/07	Home	Loss	5-16
3/24/07	Home	Win	4-3
3/23/07	Home	Loss	3-9

UC IRVINE
34-41-3 | 15-21-2 H | 16-18-1 A | 1-0 N

4/15/14	Home	Win	7-2
2/25/14	Away	Loss	2-3
2/26/13	Home	Loss	3-10
3/19/11	Home	Loss	1-4
3/19/11	Home	Win	4-0
3/18/11	Away	Loss	2-5
2/21/10	Away	Loss	9-19
2/20/10	Home	Loss	6-9
2/19/10	Away	Loss	1-5
4/13/09	Away	Loss	4-6
3/31/09	Home	Loss	8-19
3/3/09	Away	Win	11-3
5/14/08	Home	Loss	1-18
4/29/08	Away	Win	11-3
2/25/08	Away	Loss	5-6
4/24/07	Home	Loss	8-14
2/11/07	Home	Tie	15-15
2/10/07	Away	Loss	2-7
2/9/07	Away	Loss	0-2
3/14/06	Home	Loss	5-10
2/7/06	Away	Loss	4-6
2/25/92	Home	Win	10-8
1/28/92	Away	Loss	0-8
3/5/91	Away	Win	8-2
1/29/91	Home	Win	11-1
1/30/90	Home	Win	13-6
4/11/89	Away	Loss	0-1
4/11/89	Away	Win	6-3
2/1/89	Home	Tie	6-6
3/15/88	Away	Win	15-0
2/23/88	Home	Win	9-7
3/11/87	Away	Win	19-4
2/8/87	Home	Win	12-7
3/25/86	Away	Win	10-7
2/25/86	Home	Loss	6-8
5/1/85	Home	Win	15-7
5/12/84	Away	Win	10-8
5/12/84	Away	Loss	4-6
5/11/84	Home	Loss	1-4
4/24/84	Home	Win	8-6
5/7/83	Home	Loss	4-7
5/7/83	Home	Loss	6-7
5/6/83	Away	Loss	2-17
4/19/83	Away	Win	5-2
4/27/82	Home	Win	8-2
4/10/82	Away	Loss	0-7
4/10/82	Away	Win	12-7
4/9/82	Home	Loss	3-11
4/28/81	Away	Loss	6-7
4/4/81	Home	Win	4-2
4/4/81	Home	Loss	9-10
4/3/81	Away	Win	4-3
5/10/80	Away	Loss	2-3
5/10/80	Away	Loss	3-10
5/9/80	Home	Loss	2-9
4/22/80	Home	Loss	8-10
3/13/80	Neutral	Win	7-3
5/5/79	Home	Win	8-4
5/5/79	Home	Win	7-1
5/4/79	Away	Win	4-0
4/17/79	Away	Win	5-4
4/30/78	Home	Loss	5-8
4/30/78	Home	Win	15-5
4/14/78	Away	Tie	2-2
2/24/78	Away	Win	5-3
4/12/77	Away	Loss	3-8
3/9/77	Home	Loss	11-13
3/23/76	Away	Win	6-1
2/14/76	Home	Win	4-3
2/14/76	Home	Loss	4-5
5/13/75	Home	Loss	10-11
4/30/75	Home	Loss	3-10

4/30/74	Home	Loss	1-7
2/19/74	Away	Win	4-3
1973		Loss	4-10
1973		Win	11-4
1973		Win	11-5
1973		Loss	7-8

UC RIVERSIDE

18-20 | 8-9 H | 9-11 A | 0-0 N

5/13/14	Away	Loss	6-9
4/9/13	Home	Win	10-3
3/5/13	Away	Loss	4-6
5/22/12	Home	Win	3-0
5/9/12	Away	Loss	5-8
2/20/11	Home	Win	2-1
2/19/11	Away	Win	4-2
2/19/11	Away	Loss	0-3
2/18/11	Home	Win	4-1
5/12/10	Away	Loss	6-16
4/21/10	Away	Win	11-10
2/28/10	Home	Win	10-3
2/26/10	Home	Loss	6-8
4/14/09	Away	Win	8-5
3/10/09	Home	Loss	9-10
4/22/08	Away	Win	7-1
3/11/08	Home	Win	12-3
3/26/06	Away	Loss	2-9
3/26/06	Away	Loss	1-3
3/25/06	Away	Loss	7-10
2/21/06	Home	Loss	3-6
4/6/04	Away	Loss	2-12
2/10/04	Home	Win	5-4
3/26/03	Home	Loss	3-5
3/5/85	Away	Loss	9-10
2/5/85	Home	Loss	7-8
3/3/84	Away	Loss	4-5
3/3/84	Away	Win	6-3
3/2/84	Home	Loss	8-16
4/8/81	Home	Loss	6-14
3/3/79	Away	Win	3-0
3/3/79	Away	Win	5-2
2/15/79	Home	Win	15-9
5/9/78	Away	Win	10-4
4/24/78	Home	Loss	8-10
3/7/77	Home	Loss	5-7
3/1/77	Away	Win	11-5
1973		Win	5-3

UC SANTA BARBARA

62-62-1 | 27-29 H | 32-29-1 A | 1-2 N

5/15/13	Home	Loss	3-11
3/4/12	Away	Win	7-5
3/3/12	Away	Loss	2-10
3/2/12	Away	Win	9-5
5/24/11	Away	Loss	0-5
3/30/11	Home	Win	6-4
4/6/10	Away	Win	12-4
3/2/10	Home	Loss	1-4
3/8/09	Away	Loss	3-10
3/7/09	Away	Loss	5-9
3/7/09	Away	Loss	9-12
3/6/09	Away	Loss	0-1
3/2/08	Home	Loss	2-3
3/1/08	Home	Loss	2-6
3/1/08	Home	Win	6-3
2/29/08	Home	Win	7-6
3/18/07	Away	Loss	2-11
3/17/07	Away	Loss	4-5
3/16/07	Away	Loss	4-6
3/5/06	Home	Win	9-4
3/4/06	Home	Win	2-0
3/3/06	Home	Loss	3-4
3/13/05	Away	Loss	0-6
3/12/05	Away	Win	4-2
3/11/05	Away	Loss	17-4
3/30/04	Home	Loss	7-15
3/9/04	Away	Win	11-9
3/9/03	Home	Win	8-5
3/8/03	Home	Loss	8-14
3/7/03	Home	Loss	2-6
2/2/02	Away	Win	7-5
2/1/02	Away	Loss	4-8
1/31/02	Away	Win	5-0
3/1/01	Home	Loss	4-15
2/23/01	Home	Loss	4-10
5/8/00	Away	Win	2-0
3/1/00	Away	Win	11-9
2/11/00	Away	Win	12-7
2/14/99	Home	Loss	3-11
2/13/99	Home	Win	15-7
2/12/99	Home	Loss	5-7
2/15/98	Home	Win	10-7
2/13/98	Away	Tie	6-6
2/2/97	Away	Loss	10-14
2/1/97	Away	Win	10-9
1/31/97	Away	Loss	3-8
1/27/96	Away	Loss	2-9
1/26/96	Home	Loss	2-12
2/27/94	Home	Loss	3-5
2/26/94	Home	Loss	8-12
2/25/94	Home	Win	2-1
1/31/93	Away	Win	9-3
1/30/93	Away	Loss	7-13
1/29/93	Away	Win	4-3
2/9/92	Home	Loss	3-6
2/8/92	Home	Win	4-1
2/7/92	Home	Loss	6-10
5/14/91	Away	Loss	9-10
2/19/91	Home	Win	8-7
1/26/91	Away	Loss	4-8
3/10/90	Away	Win	13-3
3/10/90	Away	Win	10-9
3/9/90	Away	Win	7-3
3/11/89	Home	Loss	11-12
3/11/89	Home	Win	20-2
3/10/89	Home	Loss	8-14
3/23/88	Away	Win	17-4
2/10/88	Home	Win	4-3
4/29/87	Away	Loss	5-6
4/21/87	Home	Win	10-4
5/24/86	Neutral	Win	14-6
5/22/86	Neutral	Loss	5-11
4/28/86	Away	Win	6-2
4/7/86	Home	Win	11-4
4/30/85	Away	Win	7-6
2/19/85	Home	Loss	8-12
5/8/84	Home	Loss	7-8
5/5/84	Home	Win	6-3
5/5/84	Home	Loss	3-7
5/4/84	Away	Loss	0-6
5/14/83	Away	Loss	3-4
5/14/83	Away	Loss	1-2
5/13/83	Home	Loss	8-12
4/12/83	Home	Loss	6-10
5/1/82	Home	Loss	4-7
5/1/82	Home	Win	3-2
4/30/82	Away	Win	2-1
3/30/82	Away	Loss	1-4
4/18/81	Away	Win	3-1
4/18/81	Away	Win	9-1
4/17/81	Home	Win	6-5
4/7/81	Home	Win	10-7
5/3/80	Home	Loss	3-12
5/3/80	Home	Loss	7-11
5/2/80	Away	Win	12-3
4/7/80	Away	Loss	8-9
3/16/80	Neutral	Loss	3-5
5/15/79	Home	Loss	0-6
4/28/79	Away	Win	6-5
4/28/79	Away	Loss	3-4
4/27/79	Home	Win	16-4
4/29/78	Home	Win	7-1
4/29/78	Home	Win	10-3
4/28/78	Away	Win	5-2
3/12/78	Away	Loss	6-11
5/17/77	Away	Loss	2-13
5/16/77	Away	Win	12-9
5/6/77	Away	Win	7-3
3/4/77	Home	Win	7-6
4/12/76	Away	Win	7-6
4/15/75	Away	Loss	3-6
2/14/75	Away	Win	11-3
2/8/75	Home	Win	4-0
2/8/75	Home	Loss	5-6
1974		Win	7-5
1974		Loss	2-3
1973		Loss	5-6
1973		Win	6-5
2/27/71	Home	Win	8-7
2/27/71	Home	Win	4-1
2/20/71	Away	Win	3-1
2/20/71	Away	Loss	4-5
3/3/70	Home	Win	4-2
2/21/70	Away	Win	5-4
2/21/70	Away	Win	5-1

UCLA

43-43 | 21-16 H | 21-23 A | 0-1 N

4/22/14	Away	Loss	0-3
4/1/14	Home	Loss	3-5
3/4/14	Away	Win	6-1
4/14/13	Away	Win	4-1
4/13/13	Away	Loss	1-3
4/12/13	Away	Loss	0-2
4/1/09	Away	Win	3-2
4/30/08	Away	Loss	2-6
5/17/05	Away	Win	6-1
4/12/05	Home	Win	4-2
3/16/04	Away	Loss	5-7
2/17/04	Home	Win	7-3
4/29/03	Away	Loss	1-7
3/4/03	Home	Win	9-0
3/5/02	Away	Loss	9-10
2/11/02	Home	Loss	2-7
3/6/01	Home	Loss	4-8
2/6/01	Away	Loss	6-10
4/4/00	Away	Win	23-12
2/15/00	Home	Win	5-4
4/13/99	Away	Win	7-5
3/9/99	Home	Loss	10-12
2/19/99	Neutral	Loss	5-6
3/10/98	Home	Win	16-8
2/18/98	Away	Loss	4-10
2/16/97	Away	Loss	4-13
2/15/97	Home	Loss	5-10
2/14/97	Away	Loss	1-13
4/24/96	Away	Loss	5-11
2/28/96	Home	Loss	10-7 *
5/3/95	Home	Win	8-3
3/8/95	Away	Win	4-1
5/4/94	Away	Win	11-4
3/16/94	Home	Win	7-4
5/10/93	Away	Loss	5-11
3/3/93	Home	Loss	10-12
4/14/92	Away	Loss	1-9
3/6/92	Home	Loss	3-9
2/6/91	Away	Win	7-5
4/25/90	Away	Win	11-10
2/28/90	Home	Loss	2-10
3/15/89	Away	Win	14-5
2/21/89	Home	Win	5-2
2/16/88	Away	Win	9-5

2/9/88	Home	Win	7-4
2/7/87	Away	Win	7-6
2/6/87	Home	Win	3-2
5/23/86	Away	Win	12-10
4/15/86	Away	Win	17-9
2/11/86	Home	Win	7-4
4/16/85	Home	Loss	3-14
2/12/85	Away	Loss	4-16
3/6/84	Home	Loss	5-8
2/28/84	Away	Loss	2-6
4/6/83	Home	Win	10-8
3/30/83	Away	Loss	2-13
5/3/82	Home	Win	14-7
2/9/82	Away	Loss	4-6
3/3/81	Away	Win	5-1
2/10/81	Home	Win	9-3
4/1/80	Away	Loss	19-22
2/8/80	Home	Win	12-4
4/23/79	Home	Loss	15-17
4/11/79	Away	Loss	3-8
4/18/78	Home	Loss	6-8
3/10/78	Home	Loss	5-10
5/3/77	Away	Loss	4-6
4/27/77	Away	Win	7-5
4/5/77	Home	Win	8-7
5/4/76	Home	Win	15-6
3/9/76	Away	Win	13-11
3/11/75	Home	Loss	12-15
2/25/75	Away	Win	8-7
3/12/74	Away	Loss	8-9
2/9/74	Home	Win	5-4
2/9/74	Home	Win	10-5
1973		Win	8-3
1973		Loss	5-10
1973		Loss	6-7
1973		Loss	0-11
5/11/71	Home	Loss	10-11
5/4/71	Away	Win	7-5
3/5/71	Home	Win	8-7
3/27/70	Home	Win	12-4
3/25/70	Away	Win	10-9
3/6/70	Away	Loss	3-4

UNIVERSITY OF LAVERNE

1-0 | 1-0 H | 0-0 A | 0-0 N

2/23/70	Home	Win	4-1

UNLV

16-26 | 8-3 H | 7-21 A | 0-0 N

3/1/13	Away	Loss	5-6
2/19/12	Home	Win	6-2
2/18/12	Home	Loss	1-6
2/17/12	Home	Win	4-3
2/20/07	Home	Loss	3-5
3/22/05	Away	Win	7-6
3/3/99	Away	Win	20-11
3/2/99	Away	Loss	4-7
3/26/97	Away	Loss	8-21
3/25/97	Away	Loss	9-10
4/9/96	Away	Loss	8-12
4/8/96	Away	Loss	7-12
1/29/95	Away	Win	9-2
1/28/95	Away	Loss	8-11
1/27/95	Away	Win	10-5
3/22/91	Away	Loss	8-9
4/15/87	Home	Win	17-10
4/7/84	Away	Loss	5-8
4/7/84	Away	Loss	1-6
4/6/84	Away	Loss	2-3
4/6/84	Away	Loss	6-7
4/9/83	Away	Loss	12-13
4/9/83	Away	Loss	16-17
4/8/83	Away	Loss	7-8
4/18/82	Away	Loss	5-6
4/17/82	Away	Win	6-2
4/17/82	Away	Loss	5-6
4/16/82	Away	Loss	1-4
5/10/75	Away	Loss	1-6
5/10/75	Away	Loss	3-6
5/9/75	Away	Loss	8-11
4/27/74	Home	Win	5-2
4/27/74	Home	Win	6-5
4/26/74	Home	Win	18-15
1973		Loss	2-7
1973		Loss	4-6
1973		Win	7-5
1971	Away	Win	9-7
1971	Away	Win	13-5
5/2/70	Home	Win	6-5
5/2/70	Home	Win	17-4
5/1/70	Home	Loss	1-3

USC

22-66 | 9-26 H | 13-38 A | 0-1 N

3/25/14	Home	Loss	2-4
3/11/14	Away	Loss	1-6
4/16/13	Home	Loss	2-5
2/20/13	Away	Loss	1-2
4/10/12	Away	Win	8-5
4/19/11	Home	Loss	4-7
4/5/11	Away	Loss	3-10
3/30/10	Home	Loss	7-9
2/23/10	Away	Loss	5-6
5/13/09	Away	Loss	2-11
4/21/09	Home	Loss	5-13
3/25/08	Away	Win	8-2
3/24/08	Home	Win	11-10
2/27/07	Away	Loss	1-7
2/6/07	Home	Loss	2-5
4/25/06	Away	Win	6-5
3/21/06	Home	Loss	4-14
4/26/05	Away	Win	5-3
3/29/05	Home	Loss	4-12
4/20/04	Home	Win	11-7
3/23/04	Away	Loss	1-10
5/13/03	Away	Loss	3-5
4/15/03	Home	Loss	5-8
4/16/02	Away	Loss	4-8
3/19/02	Home	Win	31-7
4/24/01	Home	Win	13-7
2/20/01	Away	Win	9-1
5/27/00	Neutral	Loss	5-13
3/21/00	Away	Loss	3-7
2/8/00	Home	Loss	8-9
4/7/99	Away	Win	9-4
2/10/99	Home	Win	8-5
4/14/98	Home	Win	12-6
3/17/98	Away	Loss	4-6
4/15/97	Home	Win	8-0
1/28/97	Away	Loss	2-7
3/27/96	Home	Loss	3-13
1/30/96	Away	Loss	5-11
2/15/95	Away	Loss	4-13
2/15/95	Home	Loss	1-9
3/23/94	Away	Loss	7-11
3/1/94	Home	Loss	7-13
3/16/93	Home	Loss	5-8
3/9/93	Away	Loss	2-6
2/2/93	Away	Loss	3-7
3/24/92	Home	Loss	2-4
3/4/92	Away	Loss	4-9
4/23/91	Away	Loss	5-6
3/12/91	Home	Loss	7-8
4/3/90	Away	Win	8-6
4/4/89	Away	Loss	3-4
2/14/89	Home	Loss	5-7
4/12/88	Home	Loss	6-10
3/22/88	Away	Win	4-1
4/20/87	Home	Loss	2-15
4/14/87	Away	Win	3-2
4/29/86	Home	Loss	7-8
4/1/86	Away	Win	10-8
4/9/85	Away	Loss	6-7
2/6/85	Home	Loss	3-11
4/10/84	Away	Loss	9-10
3/4/84	Home	Win	11-4
2/6/83	Away	Win	15-7
4/14/82	Away	Win	10-9
2/24/82	Home	Loss	2-10
2/21/81	Away	Loss	3-10
2/21/81	Away	Loss	0-1
2/20/81	Home	Loss	6-18
2/9/80	Away	Loss	4-10
2/23/79	Away	Loss	8-11
2/19/79	Home	Loss	8-11
5/2/78	Away	Loss	2-15
2/12/77	Away	Loss	7-10
2/12/77	Away	Loss	2-8
3/15/76	Away	Loss	3-5
2/28/76	Away	Win	7-1
2/28/76	Away	Loss	2-4
5/6/75	Home	Loss	9-12
2/22/75	Away	Loss	5-12
2/22/75	Away	Loss	7-12
3/25/74	Home	Loss	3-6
1974	Home	Win	6-4
1973	Away	Loss	1-2
1973	Away	Loss	8-9
1973		Loss	12-13
3/13/71	Away	Loss	2-8
3/13/71	Away	Loss	0-3
2/27/70	Away	Loss	4-8

UTAH

14-10 | 13-9 H | 0-0 A | 1-1 N

3/2/14	Home	Win	4-1
3/1/14	Home	Win	2-0
3/1/14	Home	Loss	6-7
2/17/13	Home	Win	11-2
2/16/13	Home	Win	1-0
2/15/13	Home	Loss	3-6
2/22/09	Home	Win	3-1
2/21/09	Home	Win	13-1
2/21/09	Home	Loss	7-11
2/20/09	Home	Win	8-7
2/27/05	Home	Win	17-8
2/26/05	Home	Loss	4-8
2/25/05	Home	Loss	3-5
2/20/00	Home	Loss	2-6
2/19/00	Home	Win	4-1
2/18/00	Home	Loss	3-4
2/1/98	Home	Loss	8-12
1/31/98	Home	Win	17-13
1/30/98	Home	Win	15-13
2/21/97	Neutral	Loss	5-6
3/19/90	Home	Win	16-3
3/23/89	Home	Win	5-2
3/9/82	Home	Loss	5-12
1978	Neutral	Win	9-1

UTAH VALLEY

2-1 | 2-1 H | 0-0 A | 0-0 N

2/16/14	Home	Win	9-2
2/15/14	Home	Loss	3-5
2/14/14	Home	Win	2-1

V | V | V

VALLEY STATE

2-2 | 1-1 H | 1-1 A | 0-0 N

2/24/71	Home	Win	10-8
2/19/71	Away	Loss	2-3
4/14/70	Away	Win	8-5
2/17/70	Home	Loss	4-6

W | W | W

WASHINGTON

2-4 | 2-1 H | 0-3 A | 0-0 N

3/14/04	Away	Loss	5-11
3/13/04	Away	Loss	3-6
3/12/04	Away	Loss	1-10
2/16/03	Home	Win	4-3
2/15/03	Home	Win	5-3
2/14/03	Home	Loss	9-10

WASHINGTON STATE

0-1 | 0-0 H | 0-0 A | 0-1 N

5/25/90	Neutral	Loss	2-13

WESTMONT

2-0 | 1-0 H | 1-0 A | 0-0 N

4/11/78	Away	Win	9-0
3/28/78	Home	Win	11-5

WICHITA STATE

1-4 | 0-0 H | 1-3 A | 0-1 N

5/28/88	Neutral	Loss	6-10
4/26/81	Away	Loss	9-10
4/25/81	Away	Win	12-4
4/25/81	Away	Loss	9-17
4/24/81	Away	Loss	4-9

WILLAMETTE

1-0 | 0-0 H | 0-0 A | 1-0 N

1978	Neutral	Win	17-1

WISCONSIN

1-0 | 1-0 H | 0-0 A | 0-0 N

3/20/90	Home	Win	9-3

* Game Forfeited by LMU
# Game Forfeited to LMU

2015 LMU BASEBALL

BASEBALL RECORDS

THE LAST TIME IT HAPPENED...

HITTING (INDIVIDUAL)

LMU	5+ Hits	Tommy Cheek	5	vs. San Francisco	4/4/14
OPP	5+ Hits	Tony Nix	6	at UC Riverside	5/12/10
LMU	6+ Hits	Tanner Donnels	6	vs. Cal State Northridge	3/5/14
OPP	6+ Hits	Tony Nix	6	at UC Riverside	5/12/10
LMU	7+ Hits	None (Since 1998)			
OPP	7+ Hits	None (Since 1998)			
LMU	4+ RBI	Kevin Garcia	4	at Santa Clara	4/27/14
OPP	4+ RBI	Taylor Murphy	4	at Pacific	5/18/14
LMU	5+ RBI	Colton Plaia	5	vs. Saint Mary's	3/30/12
OPP	5+ RBI	Greg Partyka	5	vs. Bradley	3/3/13
LMU	6+ RBI	Andy Preston	6	vs. San Diego	3/9/08
OPP	6+ RBI	Ryan Wiegand	8	at Gonzaga	5/23/09
LMU	7+ RBI	Chris Pettit	7	vs. Portland	4/9/05
OPP	7+ RBI	Ryan Wiegand	8	at Gonzaga	5/23/09
LMU	8+ RBI	Scott Walter	8	vs. Pepperdine	5/19/00
OPP	8+ RBI	Ryan Wiegand	8	at Gonzaga	5/23/09
LMU	9+ RBI	None (Since 1998)			
OPP	9+ RBI	None (Since 1998)			
LMU	10+ RBI	None (Since 1998)			
OPP	10+ RBI	None (Since 1998)			
LMU	4+ Runs	Cullen Mahoney	4	vs. Bradley	3/3/13
OPP	4+ Runs	Stevie Berman	4	at Santa Clara	4/26/14
LMU	5+ Runs	Scott Walter	5	at UCLA	4/4/00
OPP	5+ Runs	Kyle Jensen	5	vs. Saint Mary's	4/11/08
LMU	2+ HR	Colton Plaia	2	vs. Santa Clara	5/17/13
OPP	2+ HR	Stevie Berman	2	at Santa Clara	4/26/14
LMU	3+ HR	Kris Zacuto	3	at Gonzaga	5/11/01
OPP	3+ HR	Kolten Wong	3	at Hawai'i	3/15/09
LMU	4+ HR	None (Since 1998)			
OPP	4+ HR	None (Since 1998)			
LMU	10+ TB	Colton Plaia	11	vs. Santa Clara	5/17/13
OPP	10+ TB	Luke Yoder	12	vs. Cal Poly	5/11/10
LMU	11+ TB	Colton Plaia	11	vs. Santa Clara	5/17/13
OPP	11+ TB	Luke Yoder	12	vs. Cal Poly	5/11/10
LMU	12+ TB	Chris Pettit	12	at New Mexico	3/11/06
OPP	12+ TB	Luke Yoder	12	vs. Cal Poly	5/11/10
LMU	15+ TB	Kris Zacuto	16	at Gonzaga	5/11/01
OPP	15+ TB	None (Since 1998)			
LMU	6+ AB	David Fletcher	8	vs. Cal State Northridge	3/5/14
		Chris Barnett	7	vs. Cal State Northridge	3/5/14
		Austin Miller	6	vs. Cal State Northridge	3/5/14
		Tommy Cheek	6	vs. Cal State Northridge	3/5/14
		Tanner Donnels	6	vs. Cal State Northridge	3/5/14
OPP	6+ AB	Austin Davidson	6	vs. #17 Pepperdine	5/4/14
LMU	7+ AB	David Fletcher	8	vs. Cal State Northridge	3/5/14
		Chris Barnett	7	vs. Cal State Northridge	3/5/14
OPP	7+ AB	Nicolas Osuna	7	vs. Cal State Northridge	3/5/14
LMU	8+ AB	David Fletcher	8	vs. Cal State Northridge	3/5/14
OPP	8+ AB	None (Since 1998)			

LMU	Leadoff HR	Jonathan Johnson	vs. UC Irvine	2/20/10	L, 9-6
OPP	Leadoff HR	Justin Maffei	vs. San Francisco	4/15/12	L, 8-5 (10)
LMU	Grand Slam	Angelo Songco	at UC Riverside	1st Inning	4/14/09
OPP	Grand Slam	Kris Bryant	at #18 San DIego	2nd Inning	5/13/12
LMU	Pinch-Hit HR	Jimmy Jack	at #17 San Diego	8th Inning	3/21/14
OPP	Pinch-Hit HR	Chris Fornaci	vs. #17 Pepperdine	8th Inning	5/4/14
LMU	Walk-Off HR	Chris Pettit	vs. St. Mary's	5/8/05	W, 16-14
OPP	Walk-Off HR	Tanner Krietemeier	at #26 OK State	3/8/13	L, 2-1 (10)

HITTING (TEAM)

LMU	15+ Runs	vs. Bradley	23	3/3/13
OPP	15+ Runs	vs. #17 Pepperdine	16	5/4/14
LMU	20+ Runs	vs. Bradley	23	3/3/13
OPP	20+ Runs	vs. Santa Clara	22	5/30/10
LMU	25+ Runs	vs. Southern California	27	3/19/02
OPP	25+ Runs	vs. San Francisco	25	3/24/02
LMU	20+ Hits	vs. Cal State Northridge	24	3/5/14
OPP	20+ Hits	vs. Santa Clara	25	5/30/10
LMU	25+ Hits	vs. Southern California	27	3/19/02
OPP	25+ Hits	vs. Santa Clara	25	5/30/10
LMU	Walk-Off	vs. Portland	3/16/14	W, 8-7 (9)
OPP	Walk-Off	at UC Irvine	2/25/14	L, 3-2 (11)

LMU	10+ Runs (1 inn.)	10 at #9 CS Fullerton	5th Inn.	5/18/10	W, 11-10
OPP	10+ Runs (1 inn.)	10 at Pepperdine	4th Inn.	4/19/09	L, 11-3
LMU	2+ HR (1 inn.)	2 vs. UC Riverside Alex Guthrie, Colton Plaia	7th Inn.	5/22/12	
OPP	2+ HR (1 inn.)	2 vs. USC Jake Hernandez, Vahn Bozoian	6th Inn.	4/16/13	
LMU	3+ HR (1 inn.)	3 at UC Riverside Matt Koch, Brad Bauer, Alex Guthrie	3rd Inn.	4/21/10	
OPP	3+ HR (1 inn.)	3 vs. #24 Fresno State Tom Mendonca, Steve Detwiler, Jake Johnson	6th Inn.	3/22/09	
LMU	Back-to-back HR	vs UC Riverside Alex Guthrie, Colton Plaia	7th Inn.	5/22/12	
OPP	Back-to-back HR	vs. USC Jake Hernandez, Vahn Bozoian	6th Inn.	4/16/13	
LMU	Back-to-back-to-back HR	vs. Portland Kyle Mura, Evan Shahak, Johnathan Oller	5th Inn.	4/9/05	
OPP	Back-to-back-to-back HR	at California Jeff Kobernus, David Cooper, Josh Satin	4th Inn.	3/15/08	
LMU	3+ HR (Game)	4 at UC Riverside Brad Bauer (2), Matt Koch, Alex Guthrie		4/21/10	
OPP	3+ HR (Game)	3 vs. #17 Pepperdine Chris Fornaci, Aaron Brown, Brad Anderson		5/4/14	
LMU	4+ HR (Game)	4 at UC Riverside Brad Bauer (2), Matt Koch, Alex Guthrie		4/21/10	
OPP	4+ HR (Game)	4 vs. Cal Poly Luke Yoder (2), Adam Melker, Jordan Hadlock		5/11/10	
LMU	5+ HR (Game)	5 at Cal State Northridge Nick Devian, Alex Guthrie, Brad Bauer, Ryan Hawthorne, Jason Barmasse		3/14/10	
OPP	5+ HR (Game)	5 at Cal State Northridge (5) Dominic D'Anna (2), Brad Decater (2), C.J. Belanger		3/14/10	

HITTING STREAKS (20 OR BETTER)

Player	Streak	Year
Don Sparks	27 (LMU Record)	1988
Eric Farris	25	2006-07
Erik Johnson	24	2006
Michael Glomb	21	2008
Joe Frazee	20	2002

HITTING FOR THE CYCLE

LMU Players	Opponent	At-Bats	Date
Scott Walter	vs. San Francisco	HR, 1B, 3B, 2B, 1B, F8	3/11/00

OPP Players	Opponent	At-Bats	Date
Matt Allen	Portland	K, 2B, HR, 1B, BB, 3B	3/31/01
Chris Gillette	UNLV	3B, HR, 1B, 2B, K	3/3/99

PITCHING (INDIVIDUAL)

LMU	Pitched a CG	Colin Welmon		vs. Gonzaga	5/22/14
OPP	Pitched a CG	Brandon Bailey		vs. Gonzaga	5/22/14
LMU	Pitched a CG Shutout	Colin Welmon		at Pacific	5/16/14
OPP	Pitched a CG Shutout	Nick Loredo		at UC Santa Barbara	5/24/11
LMU	Pitched a CG No-Hitter	Matt Florer		vs. CS Northridge	4/23/13
OPP	Pitched a CG No-Hitter	None (Since 1998)			
LMU	Pitched a CG 1-Hitter	None (Since 1998)			
OPP	Pitched a CG 1-Hitter	Mario Hollands		vs. UC Santa Barbara	3/6/09
LMU	Pitched a CG 2-Hitter	Colin Welmon		vs. Hawai'i	2/28/13
OPP	Pitched a CG 2-Hitter	None (Since 1998)			
LMU	10+ Strikeouts	Aaron Griffin	11	at Portland	4/27/13
OPP	10+ Strikeouts	Matt Krook	11	vs. #11 Oregon	2/22/14
LMU	11+ Strikeouts	Aaron Griffin	11	at Portland	4/27/13
OPP	11+ Strikeouts	Matt Krook	11	vs. #11 Oregon	2/22/14
LMU	12+ Strikeouts	Trevor Megill	12	at #18 San Diego	5/12/12
OPP	12+ Strikeouts	Marco Gonzales	15	at Gonzaga	4/28/12
LMU	13+ Strikeouts	Martin Viramontes	13	vs. UC Santa Barbara	3/1/08
OPP	13+ Strikeouts	Marco Gonzales	15	at Gonzaga	4/28/12
LMU	14+ Strikeouts	Vincent Cordova	14	vs. Portland	5/17/03
OPP	14+ Strikeouts	Marco Gonzales	15	at Gonzaga	4/28/12
LMU	15+ Strikeouts	None (Since 1998)			
OPP	15+ Strikeouts	Marco Gonzales	15	at Gonzaga	4/28/12
LMU	16+ Strikeouts	None (Since 1998)			
OPP	16+ Strikeouts	None (Since 1998)			
LMU	17+ Strikeouts	None (Since 1998)			
OPP	17+ Strikeouts	None (Since 1998)			
LMU	18+ Strikeouts	None (Since 1998)			
OPP	18+ Strikeouts	None (Since 1998)			
LMU	3+ Cons. K's	Patrick McGrath	3	at Pacific (B4/B5)	5/17/14
OPP	3+ Cons. K's	Kenny Smith	4	vs. Gonzaga (T1/T2)	5/23/14
LMU	4+ Cons. K's	Bret Dahlson	4	at CS Northridge (B8/B9)	4/2/13
OPP	4+ Cons. K's	Kenny Smith	4	vs. Gonzaga (T1/T2)	5/23/14
LMU	5+ Cons. K's	Andy Beal	5	vs. Okla. State (T1/T2)	3/6/08
OPP	5+ Cons. K's	Marco Gonzales	6	at Gonzaga (T8/T9/T10)	4/28/12
LMU	Threw Over 9 IP	Aaron Griffin	10.0	vs. Portland	5/22/11
OPP	Threw Over 9 IP	Marco Gonzales	11.0	at Gonzaga	4/28/12
LMU	Threw Over 10 IP	None (Since 1998)			
OPP	Threw Over 10 IP	Marco Gonzales	11.0	at Gonzaga	4/28/12

PITCHING (TEAM)

LMU	15+ Strikeouts	15	at San Diego State	3/8/08
OPP	15+ Strikeouts	17	at Gonzaga	4/28/12
LMU	16+ Strikeouts	17	vs. Portland	5/17/03
OPP	16+ Strikeouts	17	at Gonzaga	4/28/12
LMU	17+ Strikeouts	17	vs. Portland	5/17/03
OPP	17+ Strikeouts	17	at Gonzaga	4/28/12
LMU	18+ Strikeouts	None (Since 1998)		
OPP	18+ Strikeouts	None (Since 1998)		
LMU	10+ Walks Allowed	15	vs. UC Santa Barbara	3/30/04
OPP	10+ Walks Allowed	10	vs. Santa Clara	4/22/06
LMU	11+ Walks Allowed	15	vs. UC Santa Barbara	3/30/04
OPP	11+ Walks Allowed	12	at Baylor	2/14/04
LMU	12+ Walks Allowed	15	vs. UC Santa Barbara	3/30/04
OPP	12+ Walks Allowed	12	at Baylor	2/14/04
LMU	5+ Hit Batters	5	vs. Bradley	3/3/13
OPP	5+ Hit Batters	5	at #9 Cal State Fullerton	5/18/10
LMU	6+ Hit Batters	6	at #14 Oregon	2/23/13
OPP	6+ Hit Batters	6	vs. Holy Cross	2/28/09

PITCHING (MISCELLANEOUS)

LMU	Recorded a Shutout	at Pacific	LMU Wins, 4-0	5/16/14
OPP	Recorded a Shutout	at UCLA	UCLA Wins, 3-0	4/22/14
LMU	Pitched a No-Hitter	Matt Florer (9 IP-0H)	LMU Wins, 5-0	vs. Cal State Northridge 4/23/13
OPP	Pitched a No-Hitter	C. VanAllen (6 IP-0H); Z. Carlson (1 IP-0H)	Baylor Wins, 1-0	at Baylor 2/15/04
LMU	Pitched a 1-Hitter	None (Since 1998)		
OPP	Pitched a 1-Hitter	Z. Qualls (6.2 IP-1H); M. Shannon (2.1 IP-0H)	UNLV Wins, 6-1	vs. UNLV 2/18/12
LMU	Pitched a 2-Hitter	Colin Welmon (9 IP - 2 H)	LMU Wins, 9-0	vs. Hawai'i 2/28/13
OPP	Pitched a 2-Hitter	Ryan Brockett (7 IP-2H)/Patrick Keane (2 IP)	Saint Mary's Wins, 2-0	at SMC 3/24/13

SCORELESS INNING STREAKS (15 OR BETTER)

Player	Streak	Dates
Colin Welmon	25	March 2, 2012-March 30, 2012
Colin Welmon	21	February 15, 2013-March 8, 2013*
Matt Florer	19.2	March 3, 2013-April 30, 2013
Colin Welmon	16.1	March 8, 2013-March 22, 2013*
Trevor Megill	16.2	March 24, 2012-April 6, 2012
Alex Gillingham	16.2	March 19, 2011-April 9, 2011**

* - Welmon allowed an unearned run in the 4th on February 15 and an unearned run in the 4th on March 8...he did not allow an earned run over 42.1 innings from February 15, 2013-March 22, 2013.
** - Gillingham allowed an unearned run on April 9 in the first inning...he did not allow an earned run over 27.1 innings from March 2, 2011-April 16, 2011.

MISCELLANEOUS (TEAM)

LMU	Won 5+ Consecutive Games	7	4/6/14-4/17/14
LMU	Won 6+ Consecutive Games	7	4/6/14-4/17/14
LMU	Won 7+ Consecutive Games	7	4/6/14-4/17/14
LMU	Won 8+ Consecutive Games	8	3/20/09-3/29/09
LMU	Won 9+ Consecutive Games	10	4/22/00-5/12/00
LMU	Won 10+ Consecutive Games	10	4/22/00-5/12/00
LMU	Lost 5+ Consecutive Games	6	2/18/14-3/1/14
LMU	Lost 6+ Consecutive Games	6	2/18/14-3/1/14
LMU	Lost 7+ Consecutive Games	8	5/22/09-2/26/10
LMU	Lost 8+ Consecutive Games	8	5/22/09-2/26/10
LMU	Lost 9+ Consecutive Games	10	3/6/09-3/17/09
LMU	Lost 10+ Consecutive Games	10	3/6/09-3/17/09

NO-HITTERS

LMU Player	Opponent	Line	Date
Matt Florer	vs. CS Northridge	9.0 IP, 0 H, 5 BB, HBP, 5 K	4/23/13
Bob Seus	vs. Long Beach State	9.0 IP, 0 H, 2 BB, HBP, 9 K	3/14/80

OVERALL RECORDS | GAME / SEASON / CAREER

Chris Donnels holds the LMU record for home runs in a season (21) and career (45).

Matt Lowenstein holds the LMU records for doubles (4) and triples (3) in a game.

Dan Henry shares the LMU record for triples in a season (9) with Jonathan Johnson.

BATTING RECORDS

GAMES PLAYED

Season	66	Travis Tarchione (1988)
Career	233	Carl Fraticelli (1985-88)

GAMES STARTED

Season	64	Rick Allen (1989)
	64	Travis Tarchione (1989)
Career	212	Joe Frazee (2002-05)

BATTING AVERAGE

Season	.435	Joe Ciccarella (1991)
Career	.387	Russ Noah (1971-73)

SLUGGING PERCENTAGE

Season	.778	Joe Ciccarella (1991)
Career	.650	Chris Donnels (1985-87)

ON-BASE PERCENTAGE

Season	.552	Joe Ciccarella (1991)
Career	.492	Reggie Lambert (1984-85)

AT BATS

Game	8	David Fletcher vs. Cal State Northridge, 3/5/14
	8	Billy Lockin vs. San Francisco, 3/24/02
	8	Jason Hueth vs. San Diego, 4/22/95
	8	Mike Peters vs. San Diego, 4/22/95
Season	269	Rick Mediavilla (1990)
Career	846	Miah Bradbury (1987-90)

RUNS

Game	5	Scott Walter at UCLA, 4/4/00
	5	Kris Zacuto vs. Saint Mary's, 3/31/00
	5	Joe Sulentor vs. Portland, 5/10/98
	5	Darren Sugiyama vs. Nevada, 1/31/92
Season	84	Billy Bean (1986)
Career	240	Carl Fraticelli (1985-88)

HITS

Game	6	Tanner Donnels vs. Cal State Northridge, 3/5/14
	6	Travis Tarchione vs. UNLV, 4/15/87
Season	112	Rick Mediavilla (1990)
Career	306	Miah Bradbury (1987-90)

RUNS BATTED IN

Game	8	Scott Walter vs. Pepperdine, 5/19/00
	8	Scott Walter at San Francisco, 4/19/98
	8	Billy Bean vs. San Francisco, 4/20/85
Season	91	Chris Donnels (1986)
Career	225	Chris Donnels (1985-87)

DOUBLES

Game	4	Matt Lowenstein vs. Albany, 3/27/10
	4	Joe Ciccarella vs. San Francisco, 2/23/91
Season	31	Miah Bradbury (1989)
Career	72	Miah Bradbury (1987-90)

TRIPLES

Game	3	Matt Lowenstein vs. Bradley, 3/3/13
Season	9	Jonathan Johnson (2010)
	9	Dan Henry (1975)
Career	19	Jonathan Johnson (2008-11)
	19	Bob Sheldon (1969-72)

HOME RUNS

Game	3	6 times last - Kris Zacuto at Gonzaga, 5/11/01
Season	21	Chris Donnels (1986)
Career	45	Chris Donnels (1985-87)

TOTAL BASES

Game	16 (Since 1998)	Kris Zacuto at Gonzaga, 5/11/01
Season	171	Don Sparks (1988)
Career	490	Miah Bradbury (1987-90)

WALKS

Game	4	9 times last - Austin Miller vs. Gonzaga, 5/23/14
Season	66	Billy Bean (1986)
Career	177	Carl Fraticelli (1985-88)

HIT BY PITCHES

Game	3	6 times last - Evan Simonitsch at Portland, 4/18/10
Season	21	Austin Miller (2014)
	21	Jim McAnany (1986)
Career	49	Jim McAnany (1984-87)

STOLEN BASES

Game	5	Dave Long vs. UC Santa Barbara, 2/8/75
Season	40	John Krickl (1979)
Career	104	John Krickl (1976-79)

SACRIFICE FLIES

Game	2 (Since 1998)	13 times last - David Edwards at Gonzaga, 3/30/14
Season	11	Tommy Cheek (2014)
Career	21	Shon Roe (2009-12)

SACRIFICE HITS

Game	3 (Since 1998)	David Fletcher at Gonzaga, 3/30/14
	3 (Since 1998)	Ryan Hawthorne vs. Oklahoma State, 3/7/10
	3 (Since 1998)	Jonathan Higashi vs. Washington, 2/14/03
Season	16	Jonathan Johnson (2011)
Career	34	Shon Roe (2009-12)

STRIKEOUTS

Game	4	9 times last - Jimmy Jack at UCLA, 3/4/14
Season	70	Benny Craig (1997)
Career	198	Jonathan Oller (2002-05)

PITCHING RECORDS

APPEARANCES

Season	40	Joe Caruso (1991)
Career	131	Darryl Scott (1987-90)

GAMES STARTED

Season	20	Chris Spears (1991)
	20	Mark Stomp (1986)
Career	62	Steve Surico (1987-90)

EARNED RUN AVERAGE

Season	1.37	Walt Von Huene (1971)
Career	2.63	Bill Barnett (1968-70)

COMPLETE RECORDS INCLUDE 1968-1970, 1972-2014 SEASONS

Darryl Scott holds the LMU record for career appearances with 131.

Colin Welmon has averaged just 1.86 walks per nine innings in his career.

Don Sparks holds the LMU record for longest hitting streak at 27 games.

OPPONENT BATTING AVERAGE

Season	.175	Jon Mason (1982)
Career	.190	Jon Mason (1981-82)

WINS

Season	17	Tim Layana (1986)
Career	35	Tim Layana (1983-86)

LOSSES

Season	11	Chris Wibberley (1974)
Career	32	Shawn Hammett (1992-95)

SAVES

Season	13	Darryl Scott (1988)
Career	28	Bret Dahlson (2011-14)

WINNING PERCENTAGE

Season	.900 (9-1)	Ben Bonilla (2000)
Career	.789 (15-4)	Kalani Bush (1986-89)

COMPLETE GAMES

Season	12	Tim Layana (1986)
Career	33	Tim Layana (1983-86)

SHUTOUTS

Season	3	Drew Bentz (1975)
Career	5	Drew Bentz (1974-77)
	5	Tom Henderson (1973-76)

GAMES FINISHED

Season	22 (Since 1998)	Bret Dahlson (2014)
Career	62 (Since 1998)	Bret Dahlson (2011-14)

INNINGS PITCHED

Game - Starter		
	13	Tim Layana vs. USC, 4/9/85
Game - Relief		
	9.2	Tim Layana vs. San Diego State, 3/1/85
Season	170.2	Tim Layana (1986)
Career	511.0	Tim Layana (1983-86)

STRIKEOUTS

Game	16	Sandor Demosthenes vs. Gonzaga, 4/19/96
Season	156	Billy Traber (2000)
Career	405	Tim Layana (1983-86)

STRIKEOUTS PER GAME

Season	11.35	Billy Traber (2000)
Career	9.61	Jim Kerker (1968-69)

HITS ALLOWED

Game	17	Jason Hueth vs. Saint Mary's, 4/8/95
Season	166	Drew Bentz (1977)
Career	530	Tim Layana (1983-86)

WALKS ALLOWED

Game	10	Mike McNary vs. Hawai'i, 2/27/88
Season	79	Jon Mason (1981)
Career	236	Steve Surico (1987-90)

FEWEST WALKS PER GAME ALLOWED

Season	1.10	Alex Gillingham (2009)
Career	1.86	Colin Welmon (2012-14)

RUNS ALLOWED

Game	12	Drew Bentz vs. Long Beach State, 3/25/77
	12	Dennis Sandoval vs. USC, 2/22/75
Season	110	Drew Bentz (1977)
Career	344	Tim Layana (1983-86)

EARNED RUNS ALLOWED

Game	11	Joe Caruso vs. Arizona State, 2/3/91
Season	83	Tim Layana (1986)
Career	257	Tim Layana (1983-86)

HOME RUNS ALLOWED

Game	4	4 times last - John Lally at CSUN, 3/14/10
Season	16	Jon Willard (1990)
	16	Chris Wibberley (1973)
Career	37	Shawn Hammett (1992-95)

HIT BATTERS

Season	19	Shawn Hammett (1994)
Career	42	Shawn Hammett (1992-95)

WILD PITCHES

Game	4 (Since 1998)	Brian Wilson vs. UC Irvine, 3/14/06
Season	20	Stephen Kahn (2005)
	20	Sandor Demosthenes (1996)
Career	42	Sandor Demosthenes (1995-98)

RUNNERS PICKED OFF

Season	8 (Since 1998)	Billy Traber (1999)
Career	9 (Since 1998)	Billy Traber (1998-00)
	9 (Since 1998)	Benny Bonilla (1997-00)

FIELDING RECORDS

CHANCES

Season	572	Dave Burke (1982)
Career	1,316	Jonathan Higashi (2001-04)

PUTOUTS

Season	519	Dave Burke (1982)
Career	1,203	Anthony Napolitano (1991-94)

ASSISTS

Season	208	Vin Rover (1982)
Career	677	Carl Fraticelli (1985-88)

ERRORS

Game	4	Darrel Deak vs. Stanford, 2/5/89
Season	33	Frank Judge (1973)
Career	64	Chad Ohira (1995-98)

PASSED BALLS

Season	13	Scott Walter (1999)
Career	29	Sean Dovel (2005-08)

MISCELLANEOUS RECORDS

HITTING STREAK

Season	27	Don Sparks (3/15/88-4/22/88)

COMPLETE RECORDS INCLUDE 1968-1970, 1972-2014 SEASONS

TEAM RECORDS | GAME / SEASON

BATTING RECORDS

HIGHEST BATTING AVERAGE

Season	.345	1988

HIGHEST SLUGGING PERCENTAGE

Season	.527	1988

HIGHEST ON-BASE PERCENTAGE

Season	.451	1987

AT BATS

Game	57	vs. San Diego, 3/1/85
Season	2,320	1988

RUNS

Game	34	vs. San Francisco, 4/18/86
Season	606	1988

HITS

Game	30	vs. Saint Mary's, 3/31/00
Season	800	1988

RUNS BATTED IN

Game	29	vs. San Francisco, 4/18/86
Season	540	1988

DOUBLES

Game	9	at New Mexico State, 3/12/06
Season	150	1988

TRIPLES

Game	5	vs. Bradley, 3/3/13
	5	vs. Long Beach State, 2/11/75
Season	31	1988

HOME RUNS

Game	7	vs. Cal Poly, 2/26/00
Season	82	1990

TOTAL BASES

Game	44 (Since 1998)	vs. San Francisco, 5/9/03
	44 (Since 1998)	at Gonzaga, 5/11/01
	44 (Since 1998)	vs. Saint Mary's, 3/31/00
Season	1,222	1988

WALKS

Game	17	at Hawai'i-Hilo, 3/11/96
Season	410	1982

HIT BY PITCHES

Game	9	at UCLA, 4/4/00
Season	112	2000

STOLEN BASES

Game	7	vs. Bradley, 3/3/13
	7	vs. San Francisco, 5/9/03
	7	vs. UC Santa Barbara, 2/8/75
Season	158	1977

STOLEN BASE ATTEMPTS

Game	9	vs. Gonzaga, 4/19/03

SACRIFICE FLIES

Game	3 (Since 1998)	16 times
		last - at Gonzaga, 3/30/14
Season	36	2000

SACRIFICE HITS

Game	6 (Since 1998)	vs. Gonzaga, 4/15/11
Season	72	2014

STRIKEOUTS

Game	17	5 times
		last - at Gonzaga, 4/28/12
Season	440	1997
	440	1996

RUNNERS LEFT ON BASE

Game	19 (Since 1998)	vs. Cal State Northridge, 3/5/14

HIT INTO DOUBLE PLAY

Game	4 (Since 1998)	6 times
		last - at Pepperdine, 4/7/07

PITCHING RECORDS

GAMES PLAYED

Season	66	1988

LOWEST EARNED RUN AVERAGE

Season	3.17	2013

LOWEST OPPONENT BATTING AVERAGE

Season	.216	1982

WINS

Season	50	1986

LOSSES

Season	41	1983

WINNING PERCENTAGE

Season	.769	1986

COMPLETE GAMES

Season	26	1976

SHUTOUTS

Season	6	1988
	6	1975

SAVES

Season	16	2005
	16	1988

INNINGS PITCHED

Game	17	vs. San Diego State, 3/1/85
Season	556	1990

STRIKEOUTS

Game	17	vs. Portland, 5/17/03
	17	vs. San Diego State, 3/1/85
Season	451	2000

STRIKEOUTS PER GAME

Season	9.10	1968

HITS ALLOWED

Game	29	vs. San Francisco, 3/24/02
Season	714	2001

FEWEST HITS

Season	308	1968

WALKS ALLOWED

Game	15	vs. UC Santa Barbara, 3/30/04
Season	354	1982

FEWEST WALKS

Season	143	2013

RUNS ALLOWED

Game	25	vs. San Francisco, 3/24/02
Season	519	1996

EARNED RUNS ALLOWED

Game	21	vs. Santa Clara, 5/30/10
	21	vs. UNLV, 3/26/97
Season	434	1996

DOUBLES ALLOWED

Game	8 (Since 1998)	vs. Oregon, 2/21/14
	8 (Since 1998)	vs. Portland, 3/16/02

TRIPLES ALLOWED

Game	3 (Since 1998)	7 times
		last - at Santa Clara, 4/26/14

HOME RUNS ALLOWED

Game	6 (Since 1998)	at California, 3/15/08
Season	76	1997

HIT BATTERS

Season	70	2012

WILD PITCHES

Game	6 (Since 1998)	vs. San Francisco, 3/30/07
	6 (Since 1998)	vs. UC Irvine, 3/14/06
Season	90	1996

RUNNERS PICKED OFF

Season	16 (Since 1998)	2008
	16 (Since 1998)	1999

FIELDING RECORDS

FIELDING PERCENTAGE

Season	.973	2014

TOTAL CHANCES

Season	2,451	1986

PUTOUTS

Season	1,623	1999

ASSISTS

Season	845	1985

ERRORS

Game	7	vs. Cal State Northridge, 3/5/14
	7	vs. Portland, 4/5/97
	7	vs. San Francisco, 4/14/96
	7	vs. New Mexico, 3/10/85
Season	145	1984

DOUBLE PLAYS

Game	5	vs. UC Irvine, 5/14/08
Season	72	1990

STOLEN BASES ALLOWED

Game	9 (Since 1998)	at San Diego State, 5/15/12

PASSED BALLS

Game	3 (Since 1998)	at UC Irvine, 2/9/07
Season	15	1999

MISCELLANEOUS RECORDS

WINNING STREAK

Overall	13	1989
	13	1988
	13	1986
Home	13	1988
Road	12	1986
Conference	15	1989
	15	1988

LOSING STREAK

Overall	14	2001

COMPLETE RECORDS INCLUDE 1968-1970, 1972-2014 SEASONS

CAREER RECORDS | INDIVIDUAL BATTING

Carl Fraticelli played in an LMU record 233 games over his four-year career as a Lion.

Russ Noah is the LMU batting king, hitting .387 from 1971 to 1973.

Jonathan Johnson holds a share of the LMU record for triples (19) with Bob Sheldon.

GAMES PLAYED

1.	233	Carl Fraticelli	1985-88
2t.	229	Tim Williams	1988-91
2t.	229	Jim McAnany	1984-87
4.	226	Miah Bradbury	1987-90
5.	225	Billy Bean	1983-86
6.	222	Darrel Deak	1988-91
7.	221	Joe Frazee	2002-05
8.	218	Chris Pettit	2003-06
9t.	216	Shon Roe	2009-12
9t.	216	Billy Lockin	2001-04

GAMES STARTED

1.	212	Joe Frazee	2002-05
2.	209	Shon Roe	2009-12
3.	208	Chris Pettit	2003-06
4.	201	Kris Zacuto	1999-02
5t.	199	Jonathan Oller	2002-05
5t.	199	Jonathan Johnson	2008-11
7t.	198	Sean Dovel	2005-08
7t.	198	Tommy Perez	1999-02
9t.	197	Billy Lockin	2001-04
9t.	197	Chad Ohira	1995-98

BATTING AVERAGE (MIN 300 AB)

1.	.387	Russ Noah	1971-73
2.	.383	Don Sparks	1987-88
3.	.379	Reggie Lambert	1984-85
4.	.375	Rick Mediavilla	1990-91
5.	.369	Travis Tarchione	1986-89
6.	.368	Tracy Cowger	1977-78
7.	.367	Chris Donnels	1985-87
8.	.364	Joe Ciccarella	1989-91
9.	.362	Miah Bradbury	1987-90
10.	.356	Scott Walter	1998-00

SLUGGING PERCENTAGE (MIN 300 AB)

1.	.650	Chris Donnels	1985-87
2.	.630	Angelo Songco	2007-09
3.	.613	Brian Leighton	1983-84
4.	.611	Russ Noah	1971-73
5.	.592	Scott Walter	1999-00
6.	.587	Brian Turang	1988-89
7.	.584	Don Sparks	1987-88
8.	.579	Miah Bradbury	1987-90
9.	.574	Joe Ciccarella	1989-91
10.	.568	Jesse Ibarra	1992-94

ON-BASE PERCENTAGE (MIN 300 AB)

1.	.492	Reggie Lambert	1984-85
2.	.480	Joe Ciccarella	1989-91
3.	.479	Chris Donnels	1985-87
4.	.466	Billy Bean	1983-86
5.	.465	Carl Fraticelli	1985-88
6.	.460	Russ Noah	1971-73
7.	.448	Scott Stout	1981-82
8.	.447	Jerry Stone	1971-73
9.	.445	Scott Walter	1998-00
10.	.442	Angelo Songco	2007-09

AT BATS

1.	846	Miah Bradbury	1987-90
2.	822	Billy Bean	1983-86
3.	818	Billy Lockin	2001-04
4.	798	Joe Frazee	2002-05
5.	797	Shon Roe	2009-12
6.	794	Kris Zacuto	1999-02
7	792	Jim McAnany	1984-87
8.	790	Carl Fraticelli	1985-88
9.	776	Chris Pettit	2003-06
10.	768	Tommy Perez	1999-02

RUNS

1.	240	Carl Fraticelli	1985-88
2.	216	Billy Bean	1983-86
3.	195	Miah Bradbury	1987-90
4.	183	Chris Donnels	1985-87
5.	176	Matt Riordan	1997-99
6.	173	Bob Sheldon	1969-72
7.	172	Scott Walter	1998-00
8.	171	Chris Pettit	2003-06
9.	170	Kris Zacuto	1999-02
10.	169	Billy Lockin	2001-04

HITS

1.	306	Miah Bradbury	1987-90
2.	290	Billy Bean	1983-86
3.	273	Billy Lockin	2001-04
4t.	265	Kris Zacuto	1999-02
4t.	265	Travis Tarchione	1986-89
6.	264	Joe Frazee	2002-05
7.	261	Matt Riordan	1997-99
8.	259	Carl Fraticelli	1985-88
9.	248	Scott Walter	1998-00
10.	244	Jim McAnany	1984-87

RUNS BATTED IN

1.	225	Chris Donnels	1985-87
2.	204	Billy Bean	1983-86
3.	191	Miah Bradbury	1987-90
4.	185	Scott Walter	1998-00
5.	173	Jim McAnany	1984-87
6t.	172	Kris Zacuto	1999-02
6t.	172	Travis Tarchione	1986-89
8.	171	Tommy Perez	1999-02
9.	165	Anthony Angel	1998-00
10.	150	Darrel Deak	1988-91

DOUBLES

1.	72	Miah Bradbury	1987-90
2.	70	Kris Zacuto	1999-02
3.	64	Chris Pettit	2003-06
4.	62	Anthony Napolitano	1991-94
5.	61	Billy Bean	1983-86
6t.	58	Sean Dovel	2005-08
6t.	58	David Jones	1976-79
8.	56	Angelo Songco	2007-09
9.	54	Jon Oller	2002-05
10.	51	Joe Frazee	2002-05

TRIPLES

1t.	19	Jonathan Johnson	2008-11
1t.	19	Bob Sheldon	1969-72
3.	16	Billy Bean	1983-86
4.	15	Matt Lowenstein	2010-13
5t.	14	Ikaika Hoopii	1993-96
5t.	14	Russ Noah	1971-73
7.	13	Dan Henry	1975-76
8.	12	Joe Frazee	2002-05
9.	11	Robert Cannon	1986-89
10.	10	Carl Fraticelli	1985-88

HOME RUNS

1.	45	Chris Donnels	1985-87
2.	41	Tommy Perez	1999-02
3t.	36	Scott Walter	1998-00
3t.	36	Miah Bradbury	1987-90
5t.	35	Jon Oller	2002-05
5t.	35	Jesse Ibarra	1992-94
7.	34	Angelo Songco	2007-09
8.	30	Jim McAnany	1984-87
9.	29	Kris Zacuto	1999-02
10.	28	Darrel Deak	1988-91

COMPLETE RECORDS INCLUDE 1968-1970, 1972-2014 SEASONS

John Krickl swiped an LMU record 104 bases over the course of his career.

Miah Bradbury owns the LMU record for hits (306), doubles (72) and total bases (490).

Shon Roe is LMU's all-time leader in sacrifice hits (34) and sacrifice flies (21).

TOTAL BASES

1.	490	Miah Bradbury	1987-90
2.	449	Billy Bean	1983-86
3.	440	Kris Zacuto	1999-02
4.	415	Chris Donnels	1985-87
5.	412	Scott Walter	1998-00
6.	410	Tommy Perez	1999-02
7.	390	Jim McAnany	1984-87
8.	377	Angelo Songco	2007-09
9.	374	Travis Tarchione	1986-89
10t.	372	Matt Riordan	1997-99
10t.	372	David Jones	1976-79

WALKS

1.	177	Carl Fraticelli	1985-88
2.	150	Billy Bean	1983-86
3.	125	Chris Donnels	1985-87
4.	120	Joe Ciccarella	1989-91
5.	115	Frank Judge	1972-75
6.	114	Matt Lowenstein	2010-13
7.	106	Jerry Stone	1971-73
8t.	104	Jim McAnany	1984-87
8t.	104	Bob Sheldon	1969-72
10.	103	Joe Frazee	2002-04

HIT BY PITCHES

1.	49	Jim McAnany	1984-87
2.	43	Kris Zacuto	1999-02
3.	41	Jonathan Johnson	2008-11
4.	39	Scott Walter	1998-00
5.	38	Chad Ohira	1995-98
6.	35	Alex Guthrie	2009-12
7.	34	Chris Pettit	2003-06
8.	32	Anthony Angel	1998-00
9.	31	Tommy Perez	1999-02
10.	29	Mark Veronda	1995-97

STOLEN BASES

1.	104	John Krickl	1976-79
2.	73	Dave Long	1974-76
3.	65	Tim Collins	1976-79
4t.	60	Eric Farris	2005-07
4t.	60	Bob Sheldon	1969-72
6t.	57	Chris Pettit	2003-06
6t.	57	Billy Lockin	2001-04
8.	55	Tracy Cowger	1977-78
9.	51	Matt Riordan	1997-99
10.	50	Errect Ridley	1976-77

SACRIFICE FLIES

1.	21	Shon Roe	2009-12
2.	16	Joe Frazee	2002-05
3t.	14	Tommy Cheek	2013-14
3t.	14	Matt Riordan	1997-99
5t.	13	Jonathan Higashi	2001-04
5t.	13	Tommy Perez	1999-02
7.	12	Angelo Songco	2007-09
8t.	11	Seven Players	
	Last	Matt Koch	2008-11

SACRIFICE HITS

1.	34	Shon Roe	2009-12
2t.	33	Zac Fujimoto	2011-13
2t.	33	Carl Fraticelli	1985-88
4.	28	Jonathan Johnson	2008-11
5.	26	Billy Bean	1983-86
6.	22	Bobby DeJardin	1986-88
7t.	19	Alex Guthrie	2009-12
7t.	19	Joe Frazee	2002-05
9t.	18	Michael Glomb	2005-08
9t.	18	Curt Fiore	1996-99
9t.	18	Chad Ohira	1995-98

STRIKEOUTS

1.	198	Jonathan Oller	2002-05
2.	181	Sean Dovel	2005-08
3.	172	Travis Wilson	1993-96
4.	163	Chad Ohira	1995-98
5.	146	John Cassanego	1994-97
6.	145	Kris Zacuto	1999-02
7.	140	Jim McAnany	1984-87
8.	138	Matt Lowenstein	2010-13
9.	134	Mike Peters	1992-95
10t.	133	Scott Walter	1998-00
10t.	133	Ikaika Hoopii	1993-96

COMPLETE RECORDS INCLUDE 1968-1970, 1972-2014 SEASONS

CAREER RECORDS | INDIVIDUAL PITCHING / FIELDING

Kalani Bush posted an LMU record .789 winning percentage in his career (15-4).

Tim Layana holds LMU records for wins (35), complete games (33), and strikeouts (405).

Bret Dahlson finished 62 games for the Lions, including posting a record 28 saves, in his career.

APPEARANCES

1.	131	Darryl Scott	1987-90
2.	107	Chris Gray	1998-01
3.	98	Joe Caruso	1989-91
4.	93	Chris Eusebio	2008-11
5.	92	Jeff Cecchin	1995-98
6t.	90	Shawn Hammett	1992-95
6t.	90	Tim Layana	1983-86
8.	89	Ben Bonilla	1997-00
9t.	85	Xavier Esquivel	2007-10
9t.	85	Rod Volk	1971-74

GAMES STARTED

1.	62	Steve Surico	1987-90
2.	61	Tim Layana	1983-86
3.	57	Drew Bentz	1974-77
4.	52	Billy Traber	1998-00
5.	50	Michael Schultz	1998-00
6.	47	Shawn Hammett	1992-95
7.	46	Dave Sehnem	1969-72
8.	45	Ben Bonilla	1997-00
9t.	41	Colin Welmon	2012-14
9t.	41	Jason Hueth	1994-97

EARNED RUN AVERAGE (MIN 150 IP)

1.	2.63	Bill Barnett	1968-70
2.	2.71	Jim Kerker	1968-69
3.	2.86	Colin Welmon	2012-14
4.	3.43	Dave Sehnem	1969-72
5.	3.59	John Swanson	1980-81
6.	3.65	Brad Meyers	2005-07
7.	3.82	Tom Scarlett	1969-72
8.	3.87	Kelly Nicholson	1979-82
9.	4.19	Jon Mason	1981-82
10t.	4.20	Aaron Griffin	2010-13
10t.	4.20	Rod Volk	1972-74

OPPONENT BATTING AVG. (MIN 150 IP)

1.	.190	Jon Mason	1981-82
2.	.234	Rod Volk	1972-74
3.	.239	John Swanson	1980-81
4t.	.244	Colin Welmon	2012-14
4t.	.244	Mark Sewald	1980-82
6.	.247	Tim Layana	1983-86
7t.	.268	Stephen Kahn	2003-05
7t.	.268	Jeff Goettsch	1986-87
9.	.271	Aaron Griffin	2010-13
10.	.282	Chris Wibberley	1973-74

WINS

1.	35	Tim Layana	1983-86
2.	31	Darryl Scott	1987-90
3.	28	Jim Kerker	1966-69
4t.	27	Ben Bonilla	1997-00
4t.	27	Steve Surico	1987-90
4t.	27	Kelly Nicholson	1979-82
7.	25	Michael Schultz	1997-00
8t.	23	Drew Bentz	1974-77
8t.	23	Tom Henderson	1973-76
10t.	22	Colin Welmon	2012-14
10t.	22	Billy Traber	1998-00
10t.	22	Jon Willard	1989-91

LOSSES

1.	32	Shawn Hammett	1992-95
2.	30	Tim Layana	1983-86
3.	23	Drew Bentz	1974-77
4t.	22	Ryan Graves	1993-95
4t.	22	Dave Sehnem	1969-71
6t.	21	Darryl Scott	1987-90
6t.	21	Kelly Nicholson	1979-82
6t.	21	Tom Henderson	1973-76
9.	19	Bob Seus	1978-80
10t.	18	Daniel Macias	2004-07
10t.	18	Jason Hueth	1994-97

SAVES

1.	28	Bret Dahlson	2011-14
2.	22	Darryl Scott	1987-90
3.	16	Joe Caruso	1989-91
4.	13	Dylan Sugar	1996-97
5.	12	Ryan Hawthorne	2009-12
6t.	10	Jesse Ibarra	1992-94
6t.	10	Tim Layana	1983-86
6t.	10	Walt Von Huene	1968-71
9t.	9	Chris Eusebio	2008-10
9t.	9	Xavier Esquivel	2007-10

WINNING PERCENTAGE (MIN 15 DECISIONS)

1.	.789	Kalani Bush	(15-4)	1986-89
2.	.759	Jon Willard	(22-7)	1989-91
3.	.750	Mark Stomp	(12-4)	1986
4.	.722	Mike Jones	(13-5)	1987-88
5.	.700	Joe Caruso	(21-9)	1989-91
6t.	.688	Colin Welmon	(22-10)	2012-14
6t.	.688	Patrick McGrath	(11-5)	2013-14
8.	.682	Chris Spears	(15-7)	1989-91
9.	.667	Mike McNary	(12-6)	1988-89
10.	.650	Bill Barnett	(13-7)	1968-70

COMPLETE GAMES

1.	33	Tim Layana	1983-86
2t.	26	Dave Sehnem	1969-72
2t.	26	Jim Kerker	1966-69
4.	22	Drew Bentz	1974-77
5.	21	Tom Henderson	1975-76
6.	17	Shawn Hammett	1992-95
7.	15	Chris Wibberly	1972-74
8.	14	Bob Seus	1978-80
9t.	11	Michael Schultz	1998-00
9t.	11	Kelly Nicholson	1979-82
9t.	11	Rod Volk	1971-74
9t.	11	Tom Scarlett	1969-72

SHUTOUTS

1t.	5	Drew Bentz	1974-77
1t.	5	Tom Henderson	1973-76
3t.	3	Colin Welmon	2012-14
3t.	3	Mike Jones	1987-88
5t.	2	Ryan Graves	1993-95
5t.	2	Shawn Hammett	1992-95
5t.	2	Jon Willard	1989-91
5t.	2	Steve Surico	1987-90
5t.	2	Scott Neill	1987-88
5t.	2	Chris Wibberley	1973-74

GAMES FINISHED (SINCE 1998)

1.	62	Bret Dahlson	2011-12
2.	44	Xavier Esquivel	2007-10
3.	41	Chris Eusebio	2008-10
4t.	30	Brian Felten	1998-01
4t.	30	Chris Gray	1998-01
6.	29	Ezequiel Ruvalcaba	2003-07
7.	28	James Clelland	1999-01
8.	27	Ryan Hawthorne	2009-12
9.	24	Jeremy Burrell	2007-10
10t.	21	Erik Reyes	2003-05
10t.	21	Justin Abreu	2000-03

INNINGS PITCHED

1.	511.0	Tim Layana	1983-86
2.	427.0	Drew Bentz	1974-77
3.	409.0	Shawn Hammett	1992-95
4.	372.0	Tom Henderson	1973-76
5.	361.2	Dave Sehnem	1969-72
6.	360.1	Darryl Scott	1987-90
7.	347.1	Michael Schultz	1998-00
8.	340.1	Billy Traber	1998-00
9.	336.0	Ben Bonilla	1997-00
10.	332.2	Kelly Nicholson	1979-82

COMPLETE RECORDS INCLUDE 1968-1970, 1972-2014 SEASONS

Drew Bentz posted five career shutouts to share the LMU record with Tom Henderson.

Jim Kerker averaged an LMU record 9.61 strikeouts per game in his career.

Steve Surico started an LMU record 62 games for the Lions.

STRIKEOUTS

1.	405	Tim Layana	1983-86
2.	338	Billy Traber	1998-00
3.	322	Michael Schultz	1998-00
4.	317	Darryl Scott	1987-90
5.	304	Jim Kerker	1966-69
6.	292	Shawn Hammett	1992-95
7.	284	Dave Sehnem	1969-72
8.	281	Drew Bentz	1974-77
9.	263	Rod Volk	1971-74
10.	234	Steve Surico	1987-90

STRIKEOUTS PER GAME (MIN 150 IP)

1.	9.61	Jim Kerker	1968-69
2.	9.09	Bill Barnett	1968-70
3.	9.05	Steve Keller	1968-69
4.	8.94	Billy Traber	1998-00
5.	8.34	Michael Schultz	1998-00
6.	8.23	Stephen Kahn	2003-05
7.	8.10	Joshua Muecke	2001-03
8.	7.92	Darryl Scott	1987-90
9.	7.81	Rod Volk	1972-74
10.	7.66	Martin Viramontes	2008-11

HITS ALLOWED

1.	530	TIm Layana	1983-86
2.	497	Shawn Hammett	1992-95
3.	448	Drew Bentz	1974-77
4.	411	Ben Bonilla	1997-00
5.	409	Tom Henderson	1973-76
6.	408	Jason Hueth	1994-97
7.	398	Billy Traber	1998-00
8.	389	Michael Schultz	1998-00
9.	377	Dave Sehnem	1969-72
10.	361	Vincent Cordova	2001-03

WALKS ALLOWED

1.	236	Steve Surico	1987-90
2.	217	Tim Layana	1983-86
3.	205	Drew Bentz	1974-77
4.	176	Rod Volk	1972-74
5.	170	Bob Seus	1978-80
6.	166	Darryl Scott	1987-90
7.	165	Michael Schultz	1998-00
8.	157	Jon Mason	1981-82
9.	154	Shawn Hammett	1992-95
10.	151	Tom Scarlett	1969-72

FEWEST WALKS PER GAME (MIN 150 IP)

1.	1.86	Colin Welmon	2012-14
2.	1.89	Alex Gillingham	2009-11
3.	2.00	Jon Willard	1989-91
4.	2.32	Brad Meyers	2005-07
5.	2.50	Lee Roberts	2006-09
6t.	2.57	Aaron Griffin	2010-13
6t.	2.57	Ramiro Carreon	2009-12
8.	2.67	Vincent Cordova	2001-03
9.	2.91	Billy Traber	1998-00
10.	2.93	Tom Henderson	1973-76

RUNS ALLOWED

1.	344	Tim Layana	1983-86
2.	302	Shawn Hammett	1992-95
3.	281	Jason Hueth	1994-97
4.	262	Drew Bentz	1974-77
5.	239	Michael Schultz	1998-00
6.	233	Steve Surico	1987-90
7.	231	Tom Henderson	1973-76
8t.	228	Ben Bonilla	1997-00
8t.	228	Ryan Graves	1993-95
10.	216	Jeff Cecchin	1995-98

EARNED RUNS ALLOWED

1.	257	Tim Layana	1983-86
2.	226	Jason Hueth	1994-97
3.	217	Shawn Hammett	1992-95
4.	205	Michael Schultz	1998-00
5.	201	Drew Bentz	1974-77
6.	197	Steve Surico	1987-90
7.	190	Jeff Cecchin	1995-98
8.	189	Ben Bonilla	1997-00
9t.	183	Kyle Huddy	2002-05
9t.	183	Tom Henderson	1973-76

HOME RUNS ALLOWED

1.	37	Shawn Hammett	1992-95
2.	35	Jason Hueth	1994-97
3.	34	Tim Layana	1983-86
4.	33	Jeff Cecchin	1995-98
5.	31	Jon Willard	1989-91
6.	30	Ben Bonilla	1997-00
7t.	29	Michael Schultz	1998-00
7t.	29	Sandor Demosthenes	1995-98
9t.	24	Brian Felten	1998-01
9t.	24	Kyle Huddy	2002-05

HIT BATTERS

1.	42	Shawn Hammett	1992-95
2.	37	Jeff Cecchin	1995-98
3t.	34	Alex Gillingham	2009-11
3t.	34	Ben Bonilla	1997-00
5.	32	Aaron Griffin	2010-13
6.	30	John Lally	2009-12
7t.	29	Kyle Huddy	2002-05
7t.	29	Tim Layana	1983-86
9.	28	Colin Welmon	2012-14
10.	27	Justin Abreu	2000-03

WILD PITCHES

1.	42	Sandor Demosthenes	1995-98
2.	39	Steve Surico	1987-90
3.	38	Stephen Kahn	2003-05
4.	31	Tim Layana	1983-86
5t.	29	Kyle Huddy	2002-05
5t.	29	Jeff Cecchin	1995-98
5t.	29	Shane Bowers	1990-93
8.	27	Shawn Hammett	1992-95
9.	26	Michael Schultz	1998-00
10.	25	Ryan Graves	1993-95

RUNNERS PICKED OFF (SINCE 1998)

1t.	9	Billy Traber	1998-00
1t.	9	Ben Bonilla	1997-00
3.	8	Colton Plaia	2010-13
4t.	6	Matt Koch	2008-11
4t.	6	Lee Roberts	2006-09
4t.	6	Brad Meyers	2005-07
4t.	6	Vincent Cordova	2001-03
4t.	6	Justin Abreu	2000-03
4t.	6	Michael Schultz	1998-00
10t.	5	Kevin Garcia	2013-14
10t.	5	Patrick McGrath	2013-14
10t.	5	Kyle Huddy	2002-05
10t.	5	Joshua Muecke	2001-03

CHANCES

1.	1,316	Jonathan Higashi	2001-04
2.	1,310	Anthony Napolitano	1991-94
3.	1,294	Scott Walter	1998-00
4.	1,236	Jim McAnany	1984-87
5.	1,187	Curt Fiore	1996-99
6.	1,146	Shon Roe	2009-12
7.	1,124	A.J. LaMonda	2004-08
8.	1,107	Sean Dovel	2005-08
9.	1,090	Carl Fraticelli	1985-88
10.	1,085	Colton Plaia	2010-13

COMPLETE RECORDS INCLUDE 1968-1970, 1972-2014 SEASONS

PUTOUTS

1.	1,203	Anthony Napolitano	1991-94
2.	1,165	Jonathan Higashi	2001-04
3.	1,148	Scott Walter	1998-00
4.	1,055	Jim McAnany	1984-87
5.	1,008	A.J. LaMonda	2004-08
6.	951	Sean Dovel	2005-08
7.	913	Colton Plaia	2010-13
8.	906	Ryan Wheeler	2007-09
9.	902	Kris Zacuto	1999-02
10.	874	Travis Wilson	1993-96

ASSISTS

1.	677	Carl Fraticelli	1985-88
2.	597	Jonathan Johnson	2008-11
3.	512	Shon Roe	2009-12
4.	501	Billy Lockin	2001-04
5.	473	Anthony Angel	1998-00
6.	459	Bobby DeJardin	1986-88
7.	431	Eric Farris	2005-07
8.	408	Kevin Gustorf	1995-98
9.	398	Frank Judge	1972-75
10.	375	Michael Glomb	2005-08

ERRORS

1.	64	Chad Ohira	1995-98
2.	61	Frank Judge	1972-75
3.	59	Shon Roe	2009-12
4t.	57	Curt Fiore	1996-99
4t.	57	Kevin Gustorf	1995-98
6.	55	Tommy Perez	1999-02
7t.	49	Billy Lockin	2001-04
7t.	49	Greg Carl	1991-93
9.	48	Jonathan Oller	2002-05
10.	47	Tom McDonald	1972-74

PASSED BALLS

1.	29	Sean Dovel	2005-08
2.	27	Scott Walter	1998-00
3.	24	Jonathan Higashi	2001-04
4.	15	Colton Plaia	2010-13
5.	10	Matt Koch	2008-10
6.	8	Kris Zacuto	1999-02
7.	6	Brady Koch	2001-04
8t.	4	Kevin Garcia	2013-14
8t.	4	T.J. Bernardy	2007-09
8t.	4	Joseph Hendricks	2002

SEASON RECORDS | INDIVIDUAL BATTING

Rick Mediavilla set the LMU record for hits (112) and at bats (269) in the 1990 season.

Joe Ciccarella set the record for average (.435), slugging pct. (.778) and on-base pct. (.552) in 1991.

Billy Bean set the LMU records for walks (66) and runs scored (84) in 1986.

GAMES PLAYED

1.	66	Travis Tarchione	1988
2t.	65	Billy Bean	1986
2t.	65	Mike Franks	1980
2t.	65	Tracy Jones	1980
5t.	64	Rick Allen	1989
5t.	64	Miah Bradbury	1989
5t.	64	Travis Tarchione	1989
5t.	64	Brian Turang	1988
5t.	64	Chris Donnels	1986
5t.	64	Jim McAnany	1986
5t.	64	Mike Berberet	1980

GAMES STARTED

1t.	64	Rick Allen	1989
1t.	64	Travis Tarchione	1989
3.	63	Miah Bradbury	1989
4t.	62	Darrel Deak	1989
4t	62	Kevin Van De Brake	1990
4t.	62	Tim Williams	1990
7t.	61	Curt Fiore	1999
7t.	61	Matt Riordan	1999
7t.	61	Scott Walter	1999
7t.	61	Miah Bradbury	1990
7t.	61	Tony Kounas	1990
7t.	61	Brian Turang	1990
7t.	61	Rick Mediavilla	1990

BATTING AVERAGE (MIN 150 AB)

1.	.435	Joe Ciccarella	1991
2.	.416	Rick Mediavilla	1990
3.	.410	Reggie Lambert	1985
4.	.405	Don Sparks	1988
5.	.404	Bob Sheldon	1971
6.	.403	Billy Bean	1985
7t.	.399	Russ Noah	1973
7t.	.399	Mike Logelin	1969
9.	.398	Miah Bradbury	1989
10.	.392	Tom McDonald	1973

SLUGGING PERCENTAGE (MIN 150 AB)

1.	.778	Joe Ciccarella	1991
2.	.735	Josh Whitesell	2003
3.	.686	Chris Donnels	1986
4t.	.681	Angelo Songco	2008
4t.	.681	Scott Walter	2000
6.	.678	Angelo Songco	2009
7.	.669	Jesse Ibarra	1993
8.	.667	Chris Donnels	1987
9.	.660	Don Sparks	1988
10.	.652	Brian Leighton	1984

ON-BASE PERCENTAGE (MIN 150 AB)

1.	.552	Joe Ciccarella	1991
2.	.529	Billy Bean	1986
3.	.509	Carl Fraticelli	1986
4.	.504	Reggie Lambert	1985
5.	.500	Billy Bean	1985
6.	.498	Scott Walter	1998
7t.	.493	Kevin Hook	1998
7t.	.493	Chris Donnels	1986
7t.	.493	Pat Corcoran	1976
10.	.487	Brian Turang	1988

AT BATS

1.	269	Rick Mediavilla	1990
2.	268	Chris Gomez	1990
3t.	264	Travis Tarchione	1988
3t.	264	Tracy Jones	1980
5.	262	Matt Riordan	1999
6.	259	Don Sparks	1988
7.	257	Tim Williams	1990
8.	255	Scott Walter	1999
9.	253	Mike Franks	1980
10.	252	Ikaika Hoopii	1996

RUNS

1.	84	Billy Bean	1986
2.	78	Chris Donnels	1986
3.	74	Don Sparks	1988
4.	73	Carl Fraticelli	1986
5t.	72	Kevin Hook	1998
5t.	72	Joe Ciccarella	1991
5t.	72	Rick Mediavilla	1990
5t.	72	Carl Fraticelli	1988
9.	69	Brian Turang	1988
10t.	68	Matt Riordan	1998
10t.	68	Joe Sulentor	1998

HITS

1.	112	Rick Mediavilla	1990
2.	105	Don Sparks	1988
3.	102	Travis Tarchione	1988
4.	100	Chris Gomez	1990
5.	94	Miah Bradbury	1989
6.	92	Scott Stout	1982
7t.	90	Matt Riordan	1999
7t.	90	Joe Ciccarella	1991
9t.	89	Curt Fiore	1999
9t.	89	Tony Kounas	1990
9t.	89	Reggie Lambert	1985

RUNS BATTED IN

1.	91	Chris Donnels	1986
2.	79	Don Sparks	1988
3.	78	Anthony Angel	2000
4.	75	Chris Donnels	1987
5t.	70	Scott Walter	2000
5t.	70	Darrel Deak	1991
7.	68	Billy Bean	1986
8t.	67	Scott Walter	1998
8t.	67	Joe Ciccarella	1991
8t.	67	Travis Tarchione	1988
8t.	67	Billy Bean	1985
8t.	67	Brian Leighton	1984

DOUBLES

1.	31	Miah Bradbury	1989
2.	25	Kris Zacuto	2002
3t.	24	Joe Ciccarella	1991
3t.	24	Chris Gomez	1990
5t.	23	Anthony Napolitano	1994
5t.	23	Anthony Napolitano	1992
5t.	23	Don Sparks	1988
8t.	22	Matt Koch	2011
8t.	22	Angelo Songco	2007
8t.	22	Sean Dovel	2006
8t.	22	Travis Tarchione	1988
8t.	22	Brian Leighton	1984

TRIPLES

1t.	9	Jonathan Johnson	2010
1t.	9	Dan Henry	1975
3t.	8	Russ Noah	1972
3t.	8	Bob Sheldon	1971
5t.	7	Matt Lowenstein	2013
5t.	7	Jonathan Johnson	2009
5t.	7	Carl Fraticelli	1988
5t.	7	Billy Bean	1986
9t.	6	Jason Aspito	2000
9t.	6	Russ Noah	1973
9t.	6	Jerry Zuvela	1951

COMPLETE RECORDS INCLUDE 1968-1970, 1972-2014 SEASONS

Austin Miller drew a record-tying 21 hit-by-pitches during his Freshman All-American year in 2014.

Travis Tarchione played in a record 66 games for the Lions in 1988.

Josh Whitesell slugged .735 in 2003, finishing second only to Joe Ciccarella (.778 in 1991).

HOME RUNS

1.	21	Chris Donnels	1986
2.	19	Scott Walter	2000
3t.	17	Benny Craig	1997
3t.	17	Jesse Ibarra	1993
3t.	17	Joe Gehley	1974
6t.	16	Miah Bradbury	1990
6t.	16	Chris Donnels	1987
6t.	16	Brian Leighton	1984
9t.	15	Eight Players	
	Last	Matt Koch	2010

TOTAL BASES

1.	171	Don Sparks	1988
2.	161	Joe Ciccarella	1991
3.	158	Scott Walter	2000
4.	155	Chris Donnels	1986
5t.	152	Miah Bradbury	1990
5t.	152	Chris Gomez	1990
7.	150	Tim Williams	1990
8.	149	Tony Kounas	1990
9t.	146	Jason Aspito	2000
9t.	146	Chris Donnels	1987
9t.	146	Brian Leighton	1984

WALKS

1.	66	Billy Bean	1986
2.	59	Carl Fraticelli	1986
3.	58	Chris Donnels	1986
4.	52	Carl Fraticelli	1988
5.	51	Reggie Lambert	1984
6.	50	Kevin Hook	1998
7.	49	Joe Ciccarella	1991
8.	46	Scott Stout	1981
9t.	45	Matt Lowenstein	2012
9t.	45	Jeff Franklin	1977
9t.	45	Jerry Stone	1973
9t.	45	Jerry Stone	1972

HIT BY PITCHES

1t.	21	Austin Miller	2014
1t.	21	Jim McAnany	1986
3t.	18	Anthony Angel	1998
3t.	18	Carl Fraticelli	1986
5t.	16	Jonathan Johnson	2010
5t.	16	Chad Ohira	1998
5t.	16	Mark Veronda	1996
5t.	16	Brian Turang	1988
5t.	16	Jim McAnany	1987
10t.	15	Mike Hymes	2000
10t.	15	Greg Bergeron	1994

STOLEN BASES

1.	40	John Krickl	1979
2.	39	Dave Long	1975
3.	35	Errect Ridley	1977
4t.	34	Tim Collins	1979
4t.	34	Tracy Cowger	1977
6.	33	Eric Farris	2007
7.	30	Reggie Lambert	1984
8.	28	John Krickl	1978
9.	26	Scott Stout	1982
10t.	25	Austin Miller	2014
10t.	25	John Krickl	1977
10t.	25	Dave Long	1976
10t.	25	Pat Corcoran	1975
10t.	25	Bob Sheldon	1971

SACRIFICE FLIES

1.	11	Tommy Cheek	2014
2.	8	Shon Roe	2010
3t.	7	Angelo Songco	2007
3t.	7	Eric Farris	2006
3t.	7	Jason Aspito	2000
6t.	6	14 Players	
	Last	David Fletcher	2014

SACRIFICE HITS

1.	16	Jonathan Johnson	2011
2t.	15	David Fletcher	2014
2t.	15	Zac Fujimoto	2012
4.	14	Shon Roe	2012
5t.	11	Kyle Spraker	2009
5t.	11	Carl Fraticelli	1985
5t.	11	Jim Berriatua	1976
8t.	10	Austin Miller	2014
8t.	10	Zac Fujimoto	2013
8t.	10	Evan Simonitsch	2009
8t.	10	Mario Cordero	2000
8t.	10	Errect Ridley	1976

STRIKEOUTS

1.	70	Benny Craig	1997
2.	63	Travis Wilson	1994
3.	58	Brian Leighton	1984
4.	57	Travis Wilson	1996
5t.	54	Matt Koch	2010
5t.	54	Sean Dovel	2007
7.	52	Jonathan Oller	2004
8t.	51	Angelo Songco	2009
8t.	51	Scott Walter	1999
8t.	51	Chad Ohira	1997
8t.	51	John Cassanego	1996

COMPLETE RECORDS INCLUDE 1968-1970, 1972-2014 SEASONS

SEASON RECORDS | INDIVIDUAL PITCHING / FIELDING



Tim Layana posted 17 wins en route to guiding LMU to the 1986 College World Series.

Rod Volk fired 10 complete games during the 1973 season.

Benny Bonilla posted a .900 winning percentage in 2000, going 9-1 on the year.

APPEARANCES

1.	40	Joe Caruso	1991
2.	35	Brian Clancy	1989
3t.	34	Darryl Scott	1988
3t.	34	Darryl Scott	1987
5.	33	Chris Gray	2001
6t.	32	Aaron Griffin	2012
6t.	32	Joe Caruso	1990
6t.	32	Darryl Scott	1989
6t.	32	Eric Reinholtz	1987
10t.	31	Six Players	
	Last	Bret Dahlson | Carlos Fuentes	2014

GAMES STARTED

1t.	20	Chris Spears	1991
1t.	20	Mark Stomp	1986
3t.	19	Steve Surico	1988
3t.	19	Tim Layana	1986
5t.	18	Michael Schultz	2000
5t.	18	Billy Traber	1999
5t.	18	Jon Willard	1990
5t.	18	Gus Hein	1985
9t.	17	Nine Players	
	Last	Billy Traber	2000

EARNED RUN AVERAGE (MIN 50 IP)

1.	1.37	Walt Von Huene	1971
2.	1.86	Bill Barnett	1970
3.	1.93	Jim Kerker	1969
4.	2.23	Dave Sehnem	1971
5.	2.30	Colin Welmon	2013
6.	2.33	Brian Clancy	1989
7.	2.37	Colin Welmon	2014
8.	2.39	Kelly Nicholson	1979
9.	2.43	Patrick McGrath	2013
10.	2.49	Alex Gillingham	2011

OPPONENT BATTING AVG. (MIN 50 IP)

1.	.175	Jon Mason	1982
2.	.205	Mark Sewald	1982
3.	.206	Danny Clay	1982
4.	.207	Jon Mason	1981
5.	.209	Mike Muno	1983
6.	.216	Tim Olivares	1978
7.	.222	John Swanson	1981
8t.	.223	Colin Welmon	2013
8t.	.223	Jim Alliston	1973
10t.	.225	Tim Layana	1984
10t.	.225	Kelly Nicholson	1982

WINS

1.	17	Tim Layana	1986
2.	13	Jon Willard	1990
3t.	12	Chad Dembisky	1991
3t.	12	Darryl Scott	1990
3t.	12	Steve Surico	1988
3t.	12	Mark Stomp	1986
7.	11	Rod Volk	1973
8t.	10	Colin Welmon	2014
8t.	10	Billy Traber	2000
8t.	10	Kalani Bush	1989

LOSSES

1.	11	Chris Wibberley	1974
2t.	10	Rob Green	1997
2t.	10	Ryan Graves	1995
2t.	10	Tim Layana	1983
5t.	9	C.J. Wilson	2001
5t.	9	Tim Layana	1984
5t.	9	Mike Nutter	1983
5t.	9	Michael Cramer	1980
5t.	9	Bob Seus	1980
5t.	9	Bob Seus	1979
5t.	9	Drew Bentz	1977

SAVES

1.	13	Darryl Scott	1988
2.	11	Bret Dahlson	2012
3t.	10	Bret Dahlson	2014
3t.	10	Ryan Hawthorne	2011
3t.	10	Walt Von Huene	1970
6t.	9	Dylan Sugar	1997
6t.	9	Joe Caruso	1991
8.	7	Bret Dahlson	2013
9t.	6	Chris Eusebio	2010
9t.	6	Stephen Kahn	2003
9t.	6	Jesse Ibarra	1994
9t.	6	Jeff Goettsch	1987

WINNING PERCENTAGE (MIN 8 DECISIONS)

1.	.900	Ben Bonilla	(9-1)	2000
2.	.875	Terry Seward	(7-1)	1988
3.	.857	Steve Surico	(12-2)	1988
4.	.850	Tim Layana	(17-3)	1986
5t.	.833	Colin Welmon	(10-2)	2014
5t.	.833	Kalani Bush	(10-2)	1989
7.	.818	Michael Schultz	(9-2)	1998
8.	.800	John Swanson	(8-2)	1981
9t.	.778	Lee Roberts	(7-2)	2009
9t.	.778	Bill Barnett	(7-2)	1970

COMPLETE GAMES

1.	12	Tim Layana	1986
2t.	10	Drew Bentz	1976
2t.	10	Tom Henderson	1976
2t.	10	Rod Volk	1973
2t.	10	Chris Wibberley	1973
2t.	10	Dave Sehnem	1971
2t.	10	Dave Sehnem	1970
8t.	8	Tim Layana	1985
8t.	8	Drew Bentz	1975
10t.	7	Jon Willard	1990
10t.	7	Tim Layana	1984

SHUTOUTS

1.	3	Drew Bentz	1975
2t.	2	Colin Welmon	2014
2t.	2	Mike Jones	1988
2t.	2	Scott Neill	1988
2t.	2	Steve Surico	1988
2t.	2	Tom Henderson	1976
2t.	2	Tom Henderson	1975
2t.	2	Chris Wibberley	1974
9t.	1	33+ Players	
	Last	Matt Florer/Colin Welmon	2013

GAMES FINISHED (SINCE 1998)

1.	22	Bret Dahlson	2014
2.	20	Bret Dahlson	2012
3t.	18	Bret Dahlson	2013
3t.	18	Xavier Esquivel	2009
5t.	17	Ryan Hawthorne	2011
5t.	17	Chris Eusebio	2010
7.	15	Jeff Cecchin	1998
8.	14	James Clelland	2000
9t.	13	Tyler Cohen	2014
9t.	13	Stephen Kahn	2003

INNINGS PITCHED

1.	170.2	Tim Layana	1986
2.	142.1	Chris Wibberley	1973
3.	137.1	Tom Henderson	1976
4.	135.2	Drew Bentz	1975
5.	133.1	Drew Bentz	1976
6.	129.0	Rod Volk	1973
7.	126.2	Jon Willard	1990
8t.	123.2	Billy Traber	2000
8t.	123.2	Darryl Scott	1990
8t.	123.2	Mark Stomp	1986
8t.	123.2	Tim Layana	1985

COMPLETE RECORDS INCLUDE 1968-1970, 1972-2014 SEASONS

Billy Traber owns the first (156) and third-most (135) strikeouts in a single season.

Joe Caruso made an LMU record 40 appearances for the Lions in 1991.

Alex Gillingham walked just 1.10 batters per nine innings pitched in 2009.

STRIKEOUTS

1.	156	Billy Traber	2000
2.	139	Tim Layana	1986
3.	135	Billy Traber	1999
4.	114	Michael Schultz	2000
5.	110	Rod Volk	1973
6.	108	Drew Bentz	1976
7.	107	Tim Layana	1985
8.	105	Chris Wibberley	1973
9t.	104	Michael Schultz	1999
9t.	104	Michael Schultz	1998

STRIKEOUTS PER GAME (MIN 50 IP)

1.	11.35	Billy Traber	2000
2.	10.44	Darryl Scott	1989
3.	10.22	Jim Kerker	1968
4.	10.19	Steve Keller	1968
5.	10.12	Billy Traber	1999
6.	10.09	Rod Volk	1972
7.	9.87	Bill Barnett	1969
8.	9.34	Joshua Muecke	2003
9.	9.05	Martin Viramontes	2008
10.	8.87	Jim Kerker	1969

HITS ALLOWED

1.	166	Drew Bentz	1977
2.	162	Tim Layana	1986
3.	153	Jon Willard	1990
4.	150	Mark Stomp	1986
5t.	149	Scott Halverstadt	1984
5t	149	Chris Wibberley	1973
7t.	147	Chris Spears	1991
7t	147	Tom Henderson	1976
9.	145	Gus Hein	1985
10.	143	Chris Wibberley	1974

WALKS ALLOWED (SINCE 1983)

1.	79	Jon Mason	1981
2.	78	Jon Mason	1982
3.	77	Steve Surico	1990
4t.	74	Mike McNary	1988
4t.	74	Michael Cramer	1980
6t.	68	Bob Seus	1979
6t.	68	Drew Bentz	1975
8t.	67	Tim Layana	1986
8t.	67	Michael Cramer	1979
8t.	67	Steve Keller	1969

FEWEST WALKS PER GAME (MIN 50 IP)

1.	1.10	Alex Gillingham	2009
2.	1.32	Colin Welmon	2012
3.	1.61	Colin Welmon	2014
4.	1.82	Jason Hueth	1994
5.	1.89	Brad Meyers	2007
6.	1.93	Alex Gillingham	2011
7.	1.94	Aaron Griffin	2013
8.	1.95	Patrick McGrath	2013
9.	1.99	Jon Willard	1990
10.	2.01	Vincent Cordova	2003

RUNS ALLOWED

1.	110	Drew Bentz	1977
2.	99	Tim Layana	1986
3t.	94	Ryan Graves	1995
3t.	94	Chris Wibberley	1974
5.	91	Shawn Hammett	1992
6.	89	Michael Schultz	2000
7.	87	Tim Layana	1983
8t.	86	Kyle Huddy	2002
8t.	86	Chris Wibberley	1973
10.	84	Tom Henderson	1976

EARNED RUNS ALLOWED

1.	83	Tim Layana	1986
2.	79	Kyle Huddy	2002
3.	78	Ryan Graves	1995
4.	76	Drew Bentz	1977
5t.	75	Michael Schultz	2000
5t.	75	Jeff Cecchin	1996
7.	72	Chris Wibberley	1974
8.	71	Michael Schultz	1999
9t.	68	Scott Halverstadt	1984
9t.	68	Billy Traber	1998

HOME RUNS ALLOWED

1t.	16	Chris Wibberley	1973
1t.	16	Jon Willard	1990
3.	15	Jason Hueth	1997
4t.	14	Tim Layana	1985
4t.	14	John Lally	2010
6t.	13	Gus Hein	1985
6t.	13	Jeff Cecchin	1996
6t.	13	Michael Schultz	1999
6t.	13	Sandor Demosthenes	1996
6t.	13	Shawn Hammett	1993

HIT BATTERS

1.	19	Shawn Hammett	1994
2.	17	Brian Wilson	2007
3t.	13	Shane Bowers	1993
3t.	13	Shane Bowers	1992
3t.	13	Mark Horak	1978
6t.	12	Carlos Fuentes	2014
6t.	12	Alex Gillingham	2010
6t.	12	Ramiro Carreon	2009
6t.	12	Alex Gillingham	2009
6t.	12	Justin Abreu	2003
6t.	12	Chris Gray	2001
6t.	12	Billy Traber	1999
6t.	12	Jeff Cecchin	1998

WILD PITCHES

1t.	20	Stephen Kahn	2005
1t.	20	Sandor Demosthenes	1996
3.	19	Rob Green	1997
4t.	17	Shane Bowers	1992
4t.	17	Steve Surico	1990
6t.	16	Jeff Cecchin	1996
6t.	16	Joe Caruso	1991
8t.	15	Brian Fitzgerald	1992
8t.	15	Jim McNaught	1972
10t.	13	Kyle Huddy	2005
10t.	13	Kerry Konrady	1997
10t.	13	Ryan Graves	1994

RUNNERS PICKED OFF (SINCE 1998)

1.	8	Billy Traber	1999
2.	6	Colton Plaia	2012
3t.	5	Kevin Garcia	2014
3t.	5	Lee Roberts	2008
3t.	5	Justin Abreu	2003
6t.	4	Brenton Arriaga	2014
6t.	4	Patrick McGrath	2014
6t.	4	Matt Koch	2011
6t.	4	Brad Meyers	2007
6t.	4	Joshua Muecke	2002
6t.	4	Ben Bonilla	1999

COMPLETE RECORDS INCLUDE 1968-1970, 1972-2014 SEASONS

CHANCES

1.	572	Dave Burke	1982
2.	564	Ryan Wheeler	2009
3.	532	Anthony Napolitano	1994
4.	527	Tommy Cheek	2014
5.	502	Joe Ciccarella	1991
6.	500	Kris Zacuto	2000
7.	492	Scott Walter	1999
8.	484	Scott Walter	2000
9t.	470	Greg Slate	1981
9t.	470	Anthony Napolitano	1993

PUTOUTS

1.	519	Dave Burke	1982
2.	515	Ryan Wheeler	2009
3.	494	Tommy Cheek	2014
4.	492	Anthony Napolitano	1994
5.	464	Joe Ciccarella	1991
6.	451	Kris Zacuto	2000
7.	441	Scott Walter	1999
8.	432	Anthony Napolitano	1993
9.	428	Scott Walter	2000
10.	424	Greg Slate	1981

ASSISTS

1.	208	Vin Rover	1982
2.	206	Chris Gomez	1990
3.	195	Jonathan Johnson	2009
4t.	190	David Fletcher	2014
4t.	190	Carl Fraticelli	1987
6.	188	Bob Sheldon	1972
7.	187	Marc Mirizzi	1995
8.	180	Carl Fraticelli	1986
9.	179	Greg Bergeron	1994
10t.	178	Anthony Angel	1998
10t.	178	Kevin Hook	1998

ERRORS

1.	33	Frank Judge	1973
2.	31	Greg Carl	1992
3.	26	Scott Malpasuto	1983
4t.	25	Chad Ohira	1996
4t.	25	Marc Mirizzi	1994
6.	23	Curt Fiore	1997
7t.	22	Shon Roe	2009
7t.	22	Chuck Baker	1975
7t.	22	Chuck Baker	1974
10t.	21	Kevin Gustorf	1998
10t.	21	Chad Ohira	1997
10t.	21	Tracy Jones	1981

PASSED BALLS

1.	13	Scott Walter	1999
2.	10	Jonathan Higashi	2003
3t.	9	Sean Dovel	2007
3t.	9	Sean Dovel	2006
3t.	9	Sean Dovel	2005
3t.	9	Scott Walter	2000
7t.	7	Colton Plaia	2012
7t.	7	Jonathan Higashi	2002
9.	6	Matt Koch	2010
10t.	5	Colton Plaia	2013
10t.	5	Jonathan Higashi	2001
10t.	5	Scott Walter	1998

COMPLETE RECORDS INCLUDE 1968-1970, 1972-2014 SEASONS

GAME RECORDS | INDIVIDUAL BATTING

Kris Zacuto is one of six Lion players to homer three times in a game, managing the feat on May 11, 2001 at Gonzaga.

Scott Walter twice managed eight RBI in a game, first at San Francisco on April 19, 1998 and then again against Pepperdine on May 19, 2000.

AT BATS

1t.	8	David Fletcher	Cal State Northridge	3/5/14
1t.	8	Billy Lockin	San Francisco	3/24/02
1t.	8	Jason Hueth	San Diego	4/22/95
1t.	8	Mike Peters	San Diego	4/22/95
5t.	7	Chris Barnett	Cal State Northridge	3/5/14
5t.	7	Christian Campos	San Francisco	3/24/02
5t.	7	Kris Zacuto	at UCLA	4/4/00
5t.	7	Tommy Perez	Saint Mary's	3/31/00
5t.	7	Anthony Angel	Portland	4/30/99
5t.	7	Curt Fiore	Portland	4/30/99
5t.	7	Joe Sulentor	Portland	4/30/99
5t.	7	Scott Walter	Portland	4/30/99
5t.	7	Anthony Angel	at Portland	5/10/98

RUNS

1t.	5	Scott Walter	at UCLA	4/4/00
1t.	5	Kris Zacuto	Saint Mary's	3/31/00
1t.	5	Joe Sulentor	at Portland	5/10/98
1t.	5	Darren Sugiyama	Nevada	1/21/92
5t.	4	34 Players		
	Last	Cullen Mahoney	vs. Bradley	3/3/13

HITS

1t.	6	Tanner Donnels	Cal State Northridge	3/5/14
1t.	6	Travis Tarchione	UNLV	4/15/87
3t.	5	Tommy Cheek	San Francisco	4/4/14
3t.	5	Tommy Cheek	Cal State Northridge	3/5/14
3t.	5	Ryan Hawthorne	at Portland	4/18/10
3t.	5	Jonathan Johnson	San Francisco	4/9/09
3t.	5	Ryan Hawthorne	Portland	4/4/09
3t.	5	A.J. LaMonda	vs San Diego	3/9/08
3t.	5	Billy Lockin	San Francisco	3/24/02
3t.	5	Kris Zacuto	at Gonzaga	5/11/01
3t.	5	Tommy Perez	at Cal State Northridge	5/8/01
3t.	5	Anthony Angel	Pepperdine	5/19/00
3t.	5	Scott Walter	San Francisco	3/11/00
3t.	5	Matt Riordan	at Cal State Northridge	5/12/99
3t.	5	Anthony Angel	at UNLV	3/3/99
3t.	5	David Maffei	Cal State Northridge	2/27/99
3t.	5	Scott Walter	at San Francisco	4/19/98

RUNS BATTED IN

1t.	8	Scott Walter	Pepperdine	5/19/00
1t.	8	Scott Walter	at San Francisco	4/19/98
1t.	8	Billy Bean	San Francisco	4/20/85
4t.	7	Chris Pettit	Portland	4/9/05
4t.	7	Jonathan Oller	USC	3/19/02
4t.	7	Anthony Angel	Cal Poly	2/26/00
4t.	7	Ryan Beaver	CS Los Angeles	2/28/98
8t.	6	Andy Preston	vs San Diego	3/9/08
8t.	6	Jonathan Oller	Pepperdine	5/2/04
8t.	6	Josh Whitesell	San Francisco	5/9/03
8t.	6	James Cooper	Saint Mary's	4/6/03
8t.	6	Carl Stoeber	Cal State Northridge	2/18/03
8t.	6	Jeff Walker	Santa Clara	3/24/00
8t.	6	Matt Riordan	at Cal State Northridge	5/12/99

DOUBLES

1t.	4	Matt Lowenstein	Albany	3/27/10
1t.	4	Joe Ciccarella	San Francisco	2/23/91
3t.	3	Austin Miller	Utah Valley	2/16/14
3t.	3	Alex Guthrie	at UC Santa Barbara	3/2/12
3t.	3	Brad Bauer	Santa Clara	5/30/10
3t.	3	Ryan Hawthorne	Santa Clara	5/30/10
3t.	3	Kyle Spraker	at Saint Mary's	4/24/09
3t.	3	Ryan Wheeler	at Hawai'i	3/12/09
3t.	3	Ryan Wheeler	Saint Mary's	4/12/08
3t.	3	Matt Koch	UC Santa Barbara	2/29/08
3t.	3	Sean Dovel	Pepperdine	4/1/06
3t.	3	Erik Johnson	at New Mexico State	3/12/06
3t.	3	Chris Pettit	at New Mexico State	3/12/06
3t.	3	Matt White	California	2/13/05
3t.	3	Jonathan Oller	San Diego	3/6/04
3t.	3	Josh Whitesell	San Jose State	2/28/03
3t.	3	Kris Zacuto	Long Beach State	4/30/02
3t.	3	Curt Fiore	Gonzaga	3/14/98

TRIPLES

1.	3	Matt Lowenstein	vs. Bradley	3/3/13
2t.	2	Tanner Donnels	UC Irvine	4/15/14
2t.	2	Jonathan Johnson	Saint Mary's	4/30/10
2t.	2	Ikaika Hoopii	San Francisco	5/6/94
5t.	1	Many Players		
	Last	Brice Savage	vs. Pepperdine	5/23/14

HOME RUNS

1t.	3	Kris Zacuto	at Gonzaga	5/11/01
1t.	3	Scott Walter	Gonzaga	5/7/00
1t.	3	Matt Riordan	at Gonzaga	4/25/99
1t.	3	Scott Walter	at San Francisco	4/19/98
1t.	3	Tony Kounas	San Francisco	4/13/90
1t.	3	Don Sparks	UC Santa Barbara	3/23/88
7t.	2	30 Players		
	Last	Colton Plaia	Santa Clara	5/17/13

TOTAL BASES

1.	16	Kris Zacuto	at Gonzaga	5/11/01
2.	14	Scott Walter	at San Francisco	4/19/98
3t.	12	Chris Pettit	at New Mexico State	3/11/06
3t.	12	Scott Walter	Gonzaga	5/7/00
3t.	12	Matt Riordan	at Gonzaga	4/25/99
6t.	11	Colton Plaia	Santa Clara	5/17/13
6t.	11	Tommy Perez	USC	4/24/01
6t.	11	Scott Walter	San Francisco	3/11/00
9t.	10	Brad Bauer	at UC Riverside	4/21/10
9t.	10	Josh Whitesell	San Francisco	5/9/03
9t.	10	Jonathan Oller	USC	3/19/02
9t.	10	Tommy Perez	at Gonzaga	5/12/01
9t.	10	Tommy Perez	at Cal State Northridge	5/8/01
9t.	10	Matt Riordan	at Cal State Northridge	5/12/99

WALKS

1t.	4	Austin Miller	vs. Gonzaga	5/23/14
1t.	4	David Edwards	UC Riverside	4/19/13
1t.	4	Jonathan Johnson	Holy Cross	2/28/09
1t.	4	DeAndre Miller	Sacramento State	2/2/07
1t.	4	Sean Smith	at Portland	3/15/03
1t.	4	Josh Whitesell	San Francisco	3/24/02
1t.	4	Josh Whitesell	Portland	3/15/02
1t.	4	Robert Hirsh	Gonzaga	3/10/01
1t.	4	Greg Bergeron	San Francisco	5/7/94
10t.	3	48 Players		
	Last	David Fletcher	at San Diego	3/21/14

HIT BY PITCHES

1t.	3	Evan Simonitsch	at Portland	4/18/10
1t.	3	Kris Zacuto	San Francisco	3/22/02
1t.	3	Anthony Angel	Utah	2/18/00
1t.	3	Anthony Angel	Portland	4/4/98
1t.	3	Anthony Angel	Utah	1/30/98
1t.	3	Rick Mediavilla	Utah	3/19/90
7t.	2	74 Players		
	Last	Jimmy Jack	Long Beach State	3/18/14

STOLEN BASES

1.	5	Dave Long	UC Santa Barbara	2/8/75
2.	4	Austin Miller	Northern Kentucky	3/7/14
3t.	3	Eric Farris	at Gonzaga	5/4/07
3t.	3	Eric Farris	at Tulane	3/11/07
3t.	3	DeAndre Miller	UC Riverside	2/21/06
6t.	2	93 Players		
	Last	David Edwards	vs. Gonzaga	5/23/14

SACRIFICE FLIES

1t.	2	David Edwards	at Gonzaga	3/30/14
1t.	2	David Fletcher	Portland	3/14/14
1t.	2	Tommy Cheek	Northern Kentucky	3/8/14
1t.	2	Shon Roe	Long Beach State	5/6/12
1t.	2	Scott Harkin	Indiana	3/16/12
1t.	2	Matt Koch	at Long Beach State	2/22/11
1t.	2	Shon Roe	San Francisco	4/25/10
1t.	2	Shon Roe	at Portland	4/18/10
1t.	2	Angelo Songco	at UC Santa Barbara	3/18/07
1t.	2	Erik Johnson	at Portland	5/21/06
1t.	2	Evan Shahak	Gonzaga	5/21/05
1t.	2	A.J. Lamonda	at Saint Mary's	5/10/04
1t.	2	Carl Stoeber	Saint Mary's	4/6/03



Tanner Donnels matched Travis Tarchione's existing LMU record for hits in a game with his 6-for-6 effort against Cal State Northridge on March 5, 2014.

SACRIFICE HITS

1t.	3	David Fletcher	at Gonzaga	3/30/14
1t.	3	Ryan Hawthorne	vs Oklahoma State	3/7/10
1t.	3	Jonathan Higashi	Washington	2/14/03
4t.	2	Cole Trezek	Santa Clara	5/17/13
4t.	2	Cullen Mahoney	at UCLA	4/14/13
4t.	2	Brice Savage	at Saint Mary's	3/22/13
4t.	2	Shon Roe	Portland	4/21/12
4t.	2	Zac Fujimoto	Saint Mary's	4/1/12
4t.	2	Zac Fujimoto	at UC Santa Barbara	3/4/12
4t.	2	Alex Guthrie	Gonzaga	4/15/11
4t.	2	Bret Dahlson	at Santa Clara	4/9/11
4t.	2	Alex Guthrie	at Santa Clara	4/8/11
4t.	2	Jason Barmasse	Albany	3/26/10
4t.	2	Jonathan Johnson	at Santa Clara	3/29/09
4t.	2	Evan Simonitsch	at Santa Clara	3/27/09
4t.	2	Brad Bauer	at UC Irvine	3/3/09
4t.	2	Elvis Herrera	at Long Beach State	4/17/07
4t.	2	Sean Dovel	at Saint Mary's	4/15/07
4t.	2	Michael Glomb	at Saint Mary's	4/15/07
4t.	2	Anthony Soto	at San Diego	4/15/06
4t.	2	Michael Glomb	at San Jose State	2/24/06
4t.	2	Joe Frazee	Pepperdine	5/27/05
4t.	2	Jason Lefkowitz	Cal State Northridge	3/15/05
4t.	2	Jack Brooks	at UCLA	4/13/99
4t.	2	Robert Hirsh	at Cal State Northridge	2/26/99

STRIKEOUTS

1t.	4	Jimmy Jack	at UCLA	3/4/14
1t.	4	David Edwards	Utah	3/1/14
1t.	4	Matt Lowenstein	at Gonzaga	4/27/12
1t.	4	Matt Koch	at UC Riverside	2/19/11
1t.	4	Matt Koch	Saint Mary's	5/1/10
1t.	4	Matt Koch	vs Oklahoma State	3/7/10
1t.	4	Kyle Mura	California	2/13/05
1t.	4	Jonathan Oller	at San Diego	3/20/04
1t.	4	Benny Craig	Pepperdine	5/9/97
10t.	3	143 Players		
	Last	Jimmy Jack	UC Irvine	4/15/14

GAME RECORDS COMPLETE THROUGH 1998

GAME RECORDS | PITCHING / FIELDING

Sandor Demosthenes struck out a record 16 batters against Gonzaga on April 19, 1996.

Michael Schultz posted 12 strikeouts in a game three times during his career, most recently managing the feat on April 30, 2000.

INNINGS PITCHED

1.	13.0	Tim Layana	USC	4/9/85
2t.	10.0	Aaron Griffin	Portland	5/22/11
2t.	10.0	Billy Traber	at Portland	5/11/98
4.	9.2	Tim Layana	San Diego State	3/1/85
5t.	9.0	57 Players		
	Last	Colin Welmon	vs. Gonzaga	5/22/14

STRIKEOUTS

1.	16	Sandor Demosthenes	Gonzaga	4/19/96
2t.	14	Vincent Cordova	Portland	5/17/03
2t.	14	Billy Traber	Gonzaga	5/5/00
2t.	14	Billy Traber	San Diego	4/20/00
5t.	13	Martin Viramontes	UC Santa Barbara	3/1/08
5t.	13	Billy Traber	at Cal State Fullerton	5/26/00
5t.	13	Billy Traber	at Gonzaga	4/24/99
8t.	12	Trevor Megill	at San Diego	5/12/12
8t.	12	Billy Traber	at Santa Clara	5/12/00
8t.	12	Michael Schultz	at San Francisco	4/30/00
8t.	12	Michael Schultz	San Diego	4/22/00
8t.	12	Billy Traber	at Portland	4/14/00
8t.	12	Michael Schultz	at Santa Clara	4/24/98

HITS ALLOWED

1.	17	Jason Hueth	Saint Mary's	4/8/95
2t.	15	Kyle Huddy	at San Diego	3/28/02
2t.	15	Michael Schultz	vs USC	5/27/00
2t.	15	Brian Felten	San Diego	3/28/98
5t.	14	Alex Gillingham	Gonzaga	4/16/11
5t.	14	Lee Roberts	San Diego	5/1/09
5t.	14	Brad Meyers	at Gonzaga	5/4/07
5t.	14	Brad Meyers	Saint Mary's	4/7/06
5t.	14	Vincent Cordova	at Santa Clara	4/25/03
5t.	14	Vincent Cordova	Gonzaga	4/17/03
5t.	14	Ben Bonilla	Santa Clara	5/15/99
5t.	14	Michael Schultz	San Diego	3/28/98

WALKS ALLOWED (SINCE 1983)

1.	10	Mike McNary	Hawai'i	2/27/88
2t.	8	Colin Welmon	at UCLA	4/12/13
2t.	8	C.J. Wilson	Pepperdine	4/12/01
2t.	8	C.J. Wilson	San Francisco	3/25/01
5t.	7	Martin Viramontes	Utah	2/20/09
5t.	7	Martin Viramontes	Gonzaga	5/16/08
5t.	7	Stephen Kahn	at San Francisco	4/23/05
5t.	7	Jeff Stevens	at San Diego	3/20/04
9t.	6	John Lally	Fresno State	3/22/09
9t.	6	Ernie Cho	at Hawai'i	3/13/09
9t.	6	Brian Wilson	Portland	5/12/07
9t.	6	Stephen Kahn	at San Diego	5/14/05
9t.	6	Will Quaglieri	Pepperdine	5/1/04
9t.	6	Kyle Huddy	San Diego	3/29/03
9t.	6	Kyle Huddy	at San Francisco	3/22/03
9t.	6	Michael Schultz	at San Francisco	4/30/00
9t.	6	Michael Schultz	at Saint Mary's	5/9/99
9t.	6	Michael Schultz	USC	2/10/99
9t.	6	Michael Schultz	at Hawai'i	2/21/98

RUNS ALLOWED

1t.	12	Drew Bentz	Long Beach State	3/25/77
1t.	12	Dennis Sandoval	USC	2/22/75
3t.	11	Martin Viramontes	Pepperdine	5/16/10
3t.	11	Jeremy Burrell	Pepperdine	4/19/08
3t.	11	Brian Felten	UC Santa Barbara	3/1/01
3t.	11	Joe Caruso	Arizona State	2/3/91
7t.	10	Colin Welmon	at Gonzaga	3/29/14
7t.	10	Jason Wheeler	at San Francisco	4/29/11
7t.	10	Ramiro Carreon	at UC Riverside	5/12/10
7t.	10	Aaron Griffin	at UC Irvine	2/21/10
7t.	10	Ernie Cho	Utah	2/21/09
7t.	10	Mike Kenney	at California	3/15/08
7t.	10	Daniel Macias	at Santa Clara	4/29/07
7t.	10	Will Quaglieri	at Washington	3/12/04
7t.	10	Michael Schultz	at UCLA	4/4/00
7t.	10	Michael Schultz	at Gonzaga	3/19/00
7t.	10	Brian Felten	San Diego	3/28/98

Bob Seus pitched the first no-hitter in LMU history at Long Beach State on March 14, 1980.

Matt Florer tossed the second no-hitter in LMU history on April 23, 2013 at home against Cal State Northridge.

EARNED RUNS ALLOWED

1.	11	Joe Caruso	Arizona State	2/3/91
2t.	10	Martin Viramontes	Pepperdine	5/16/10
2t.	10	Aaron Griffin	at UC Irvine	2/21/10
2t.	10	Ernie Cho	Utah	2/21/09
2t.	10	Daniel Macias	at Santa Clara	4/29/07
2t.	10	Will Quaglieri	at Washington	3/12/04
7t.	9	J.D. Busfield	Pepperdine	5/4/14
7t.	9	Colin Welmon	at Gonzaga	3/29/14
7t.	9	Jason Wheeler	at San Francisco	4/29/11
7t.	9	Xavier Esquivel	Santa Clara	5/30/10
7t.	9	Martin Viramontes	at Arizona State	5/10/08
7t.	9	Jeremy Burrell	Pepperdine	4/19/08
7t.	9	Justin Abreu	Portland	5/18/03
7t.	9	Vincent Cordova	at San Francisco	3/21/03
7t.	9	Kyle Huddy	at San Diego	3/28/02
7t.	9	Brian Felten	UC Santa Barbara	3/1/01
7t.	9	Michael Schultz	at UCLA	4/4/00
7t.	9	David Barba	at Gonzaga	3/19/00
7t.	9	Brian Felten	San Diego	3/28/98

HOME RUNS ALLOWED

1t.	4	John Lally	Cal State Northridge	3/14/10
1t.	4	Mike Kenney	at California	3/15/08
1t.	4	Will Quaglieri	at Washington	3/12/04
1t.	4	Chris Gray	vs Alabama	5/23/98
5t.	3	14 Players		
	Last	Ramiro Carreon	USC	4/21/09

WILD PITCHES

1.	4	Brian Wilson	UC Irvine	3/14/06
2t.	3	Jason Wheeler	at Cal Poly	3/11/11
2t.	3	John Lally	at Cal State Fullerton	3/1/11
2t.	3	Brian Wilson	San Francisco	3/30/07
2t.	3	Kyle Huddy	Pepperdine	5/29/05
2t.	3	Stephen Kahn	Gonzaga	5/21/05
2t.	3	Kyle Huddy	USC	3/29/05
2t.	3	Stephen Kahn	at UC Santa Barbara	3/11/05
2t.	3	Jackson Creighton	at San Diego	3/19/04
2t.	3	Joshua Muecke	at San Diego	3/30/02
2t.	3	Vincent Cordova	at Hawaii-Hilo	2/4/01
2t.	3	Billy Traber	at Stanford	5/28/99

ERRORS

1.	4	Darrel Deak	Stanford	2/5/89
2t.	3	Cole Trezek	at Cal State Fullerton	3/26/13
2t.	3	David Edwards	at Pepperdine	3/17/13
2t.	3	Shon Roe	Holy Cross	2/28/09
2t.	3	Jonathan Oller	Saint Mary's	5/7/05
2t.	3	Brandon Ditolla	at UC Santa Barbara	3/13/05
2t.	3	Billy Lockin	at San Francisco	5/11/02
2t.	3	Billy Lockin	San Francisco	3/24/02
2t.	3	Jonathan Oller	Portland	3/16/02
2t.	3	Mark Carroll	San Francisco	3/25/01
2t.	3	Tommy Perez	at UC Santa Barbara	5/9/00
2t.	3	Curt Fiore	at Stanford	5/28/99
2t.	3	Jack Brooks	at Santa Clara	3/12/99

GAME RECORDS COMPLETE THROUGH 1998

TEAM RECORDS | SEASON

The 1988 LMU baseball team was one of the best offensive teams in LMU history, holding records for average (.345), runs (606), hits (800) and RBI (540).

The 2013 LMU baseball team posted the best ERA in program history, pitching to a 3.17 mark.

BATTING

GAMES PLAYED

1.	66	1988
2.	64	1989
3t.	63	1982
3t.	63	1979
5.	61	1999
6t.	60	1997
6t.	60	1996
6t.	60	1991
9t.	59	2009
9t.	59	2000

BATTING AVERAGE

1.	.345	1988
2.	.341	1990
3.	.336	1987
4.	.331	2000
5.	.329	1985
6.	.328	1998
7.	.327	1991
8.	.320	1986
9.	.315	1976
10.	.314	2002

SLUGGING PCT

1.	.527	1988
2.	.525	2000
3.	.515	1990
4.	.514	1991
5.	.505	1986
6.	.493	1987
7.	.476	1998
8.	.467	1999
9.	.465	1989
10.	.461	1985

ON-BASE PCT

1.	.451	1987
2.	.444	1986
3.	.430	1988
4.	.429	1998
5.	.426	1982
6.	.421	1985
7.	.419	2000
8.	.413	1990
9.	.405	1991
10.	.400	1989

AT BATS

1.	2320	1988
2.	2302	1990
3.	2222	1999
4.	2163	1986
5.	2126	1980
6.	2124	2000
7.	2084	1998
8.	2072	1991
9.	2070	1989
10.	2065	2009

RUNS

1.	606	1988
2.	601	1986
3.	542	1998
4.	519	1990
5.	516	2000
6.	477	1991
7.	451	1987
8.	446	1989
9.	414	1999
10.	394	2009

HITS

1.	800	1988
2.	784	1990
3.	702	2000
4.	694	1999
5.	693	1986
6.	683	1998
7.	677	1991
8.	661	1987
9.	647	1989
10.	624	1985

RUNS BATTED IN

1.	540	1988
2.	533	1986
3.	478	2000
4.	476	1998
5.	465	1990
6.	439	1991
7t.	408	1989
7t.	408	1987
9.	368	1999
10.	354	2009

DOUBLES

1.	150	1988
2.	136	2005
3.	134	1991
4.	132	2000
5t.	130	1990
5t.	130	1989
7.	127	1999
8.	126	2009
9.	125	1986
10.	122	2006

TRIPLES

1.	31	1988
2t.	26	1985
2t.	26	1975
4.	23	1971
5.	22	1972
6t.	21	1991
6t.	21	1976
6t.	21	1970
9.	20	1986
10t.	19	2014
10t.	19	2009
10t.	19	2000
10t.	19	1973

HOME RUNS

1.	82	1990
2.	81	2000
3.	78	1986
4.	71	1991
5.	70	1988
6.	66	1999
7.	61	1974
8.	57	1987
9.	54	1993
10.	53	1998

TOTAL BASES

1.	1222	1988
2.	1186	1990
3.	1115	2000
4.	1092	1986
5.	1066	1991
6.	1037	1999
7.	991	1998
8.	969	1987
9.	962	1989
10.	903	2009

WALKS

1.	410	1982
2.	393	1986
3.	360	1987
4.	301	1998
5.	299	1981
6.	281	1988
7.	268	1980
8.	259	1989
9.	258	1979
10.	254	1985

HIT BY PITCHES

1.	112	2000
2.	93	1998
3.	86	1986
4.	80	2009
5t.	77	2002
5t.	77	1996
7t.	73	2008
7t.	73	1990
9t.	72	2010
9t.	72	2001

STOLEN BASES

1.	158	1977
2.	135	1979
3.	122	1978
4.	112	1982
5.	107	1976
6.	101	1984
7.	97	1988
8.	96	1975
9.	90	1989
10.	88	2003

SACRIFICE FLIES

1.	36	2000
2.	35	2004
3.	32	2001
4t.	31	2005
4t.	31	2003
6t.	30	2014
6t.	30	2006
6t.	30	2002
6t.	30	1998
10.	29	1996

SACRIFICE HITS

1.	72	2014
2.	70	2012
3.	66	2013
4t.	63	2011
4t.	63	1976
6t.	58	2009
6t.	58	1988
8.	52	1974
9.	50	1973
10.	49	1984

STRIKEOUTS

1t.	440	1997
1t.	440	1996
3.	424	1995
4.	401	1993
5.	376	2001
6.	368	2008
7t.	353	2012
7t.	353	2009
7t.	353	1994
10.	349	2010

PITCHING

EARNED RUN AVG

1.	3.17	2013
2.	3.25	2011
3.	3.30	1970
4.	3.42	1969
5.	3.50	1978
6.	3.96	2014
7t.	4.21	2012
7t.	4.21	1989
9t.	4.33	1979
9t.	4.33	1973

OPP BATTING AVG

1.	.216	1982
2.	.223	1981
3.	.235	2013
4.	.240	1983
5t.	.255	1980
5t.	.255	1973
7.	.258	2011
8.	.259	2014
9.	.271	1970
10.	.278	1987

WINS

1.	50	1986
2.	48	1988
3.	45	1990
4.	40	2000
5.	39	1989
6.	38	1991
7.	36	1987
8.	34	1998
9.	33	1999
10t.	32	2014
10t.	32	2004
10t.	32	1981

LOSSES

1.	41	1983
2t.	39	1997
2t.	39	1980
4t.	38	1996
4t.	38	1984
6t.	37	2001
6t.	37	1992
8t.	34	2002
8t.	34	1982
8t.	34	1979
8t.	34	1977

WINNING PCT

1.	.769	1986
2.	.727	1988
3.	.726	1990
4.	.678	2000
5.	.633	1991
6.	.629	1987
7.	.617	1989
8.	.595	1998
9.	.591	2004
10	.583.	1969

COMPLETE GAMES

1.	26	1976
2t.	25	1986
2t.	25	1973
4t.	21	1980
4t.	21	1975
6.	20	1970
7t.	16	1985
7t.	16	1981
9t.	14	1993
9t.	14	1983
9t.	14	1974

COMPLETE RECORDS INCLUDE 1968-1970, 1972-2014 SEASONS

The 2014 LMU baseball team posted the best fielding percentage in program history at .973, committing just a program-low 59 errors.



The 2000 pitching staff posted the most strikeouts in program history, striking out 451 batters.

SHUTOUTS

1t.	6	1988
1t.	6	1975
3t.	5	2014
3t.	5	2013
3t.	5	2011
3t.	5	1979
3t.	5	1974
8t.	4	2012
8t.	4	2004
8t.	4	1978

SAVES

1t.	16	2005
1t.	16	1988
3.	15	2012
4.	14	2014
5t.	13	2004
5t.	13	1991
7t.	12	2013
7t.	12	2011
7t.	12	2003
7t.	12	1997
7t.	12	1987

INNINGS PITCHED

1.	556.0	1990
2.	544.0	1988
3.	541.0	1999
4.	539.2	1980
5.	536.1	1986
6.	532.1	1978
7.	529.2	1979
8.	527.2	1989
9.	517.2	2009
10.	517.1	1982

STRIKEOUTS

1.	451	2000
2.	448	1999
3.	419	2003
4.	408	1985
5.	404	2009
6.	388	1988
7.	383	1989
8t.	378	2001
8t.	378	1969
10.	368	2012

STRIKEOUTS/GAME

1.	9.10	1968
2.	8.55	1969
3.	7.85	2000
4.	7.81	1985
5.	7.69	2003
6.	7.45	1999
7.	7.04	2013
8.	7.02	2009
9.	6.86	2012
10.	6.79	1993

MOST HITS

1.	714	2001
2.	701	1996
3.	693	2002
4.	690	1997
5.	682	2010
6.	654	1998
7.	653	1984
8.	647	1999
9.	638	1990
10.	625	1995

FEWEST HITS

1.	308	1968
2.	344	1969
3.	360	1971
4.	388	2013
5.	408	1970
6.	446	1973
7.	449	1974
8.	452	1976
9.	464	1972
10.	470	2011

MOST WALKS

1.	354	1982
2.	338	1981
3.	324	1980
4.	317	1988
5.	293	1979
6.	285	1997
7.	284	1996
8.	276	1983
9t.	267	2004
9t.	267	1987

FEWEST WALKS

1.	143	2013
2.	150	2011
3.	151	1970
4.	165	1985
5.	171	1971
6.	172	2014
7.	174	1976
8.	184	2012
9.	186	1991
10.	193	2010

RUNS ALLOWED

1.	519	1996
2.	509	1997
3.	476	2002
4.	455	2010
5.	444	2001
6.	435	1992
7.	432	1998
8.	430	1984
9.	413	1995
10t.	383	1988
10t.	383	1977

EARNED RUNS ALLOWED

1.	434	1996
2.	426	1997
3.	399	2002
4.	391	2010
5.	384	1998
6.	376	1984
7.	366	2001
8.	342	1995
9.	334	1992
10.	325	2009

HOME RUNS ALLOWED

1.	76	1997
2.	70	1996
3.	57	1990
4t.	55	2009
4t.	55	1985
6t.	54	1993
6t.	54	1992
8.	53	2010
9.	52	1995
10.	49	2002

HIT BATTERS

1.	70	2012
2.	68	2013
3t.	66	2010
3t.	66	2008
5t.	63	2014
5t.	63	2007
7t.	61	2009
7t.	61	2002
9.	57	2006
10.	56	1998

WILD PITCHES

1.	90	1996
2.	86	1997
3.	68	1992
4t.	59	2005
4t.	59	2004
6.	53	1968
7.	51	1998
8.	47	2008
9.	46	1994
10.	45	1991

PICK OFFS (SINCE 1998)

1t.	16	2008
1t.	16	1999
3.	15	2014
4.	14	2003
5.	11	2011
6t.	10	2005
6t.	10	2002
8t.	9	2010
8t.	9	2000
10t.	8	2012
10t.	8	2009
10t.	8	2007
10t.	8	2001

FIELDING

FIELDING PCT

1.	.973	2014
2.	.972	1990
3.	.971	2009
4t.	.970	2008
4t.	.970	2006
4t.	.970	1988
7t.	.969	2011
7t.	.969	2003
7t.	.969	1986
10.	.967	2012

CHANCES

1.	2451	1986
2.	2414	1990
3.	2360	1985
4.	2336	1999
5.	2311	2009
6.	2285	1996
7.	2274	1998
8.	2267	1982
9.	2260	1997
10.	2257	2001

PUTOUTS

1.	1623	1999
2.	1618	1990
3.	1614	1986
4.	1589	1988
5.	1553	2009
6.	1551	2000
7.	1535	2001
8.	1528	1998
9.	1523	1982
10.	1519	2005

ASSISTS

1.	845	1985
2.	762	1986
3.	728	1990
4.	691	2009
5.	678	1995
6.	671	1996
7.	663	1991
8.	659	1982
9.	655	1998
10.	647	2014

ERRORS

1.	145	1984
2.	121	1992
3t.	120	1997
3t.	120	1996
5.	113	1993
6.	107	1995
7t.	102	2002
7t.	102	1985
9.	101	1983
10.	98	1973

DOUBLE PLAYS TURNED

1.	72	1990
2.	65	2002
3.	64	1987
4.	62	1988
5t.	61	2009
5t.	61	1991
7.	60	2011
8.	57	1996
9t.	55	2001
9t.	55	2004

PASSED BALLS

1.	15	1999
2.	13	2000
3t.	12	2006
3t.	12	2005
3t.	12	2003
6.	11	2002
7.	10	2007
8t.	8	2010
8t.	8	2001
10.	7	2012

COMPLETE RECORDS INCLUDE 1968-1970, 1972-2014 SEASONS

TEAM RECORDS | GAME

BATTING

AT BATS

1.	57	San Diego	3/1/85
2.	56	Portland	4/30/99
3.	55	Cal State Northridge	3/5/14
4.	53	Saint Mary's	3/31/00
5t.	51	San Francisco	3/24/02
5t.	51	at UCLA	4/4/00
7t.	49	at San Francisco	5/1/11
7t.	49	at Gonzaga	5/11/01
7t.	49	at UNLV	3/3/99
7t.	49	CS Los Angeles	2/28/98

RUNS

1.	34	San Francisco	4/18/86
2.	31	USC	3/19/02
3.	30	Saint Mary's	3/31/00
4.	27	CS Los Angeles	2/28/98
5t.	23	vs. Bradley	3/3/13
5t.	23	at UCLA	4/4/00
7.	22	CS Dominguez Hills	2/10/98
8t.	21	Portland	4/9/05
8t.	21	San Francisco	3/24/02
10t.	20	at Cal State Northridge	3/14/10
10t.	20	at New Mexico State	3/12/06
10t.	20	Santa Clara	3/24/00
10t.	20	at UNLV	3/3/99
10t.	20	at Portland	5/10/98

HITS

1.	30	Saint Mary's	3/31/00
2.	27	USC	3/19/02
3t.	24	Cal State Northridge	3/5/14
3t.	24	Saint Mary's	4/12/08
3t.	24	Portland	4/9/05
3t.	24	San Francisco	5/9/03
3t.	24	at UCLA	4/4/00
3t.	24	at UNLV	3/3/99
9t.	23	San Francisco	3/24/02
9t.	23	at Gonzaga	5/11/01
9t.	23	Pepperdine	5/19/00
9t.	23	San Francisco	3/11/00

RUNS BATTED IN

1.	29	San Francisco	4/18/86
2.	28	Saint Mary's	3/31/00
3.	27	USC	3/19/02
4.	23	CS Los Angeles	2/28/98
5t.	21	Portland	4/9/05
5t.	21	San Francisco	3/24/02
5t.	21	at UCLA	4/4/00
5t.	21	CS Dominguez Hills	2/10/98
9t.	19	vs. Bradley	3/3/13
9t.	19	at New Mexico State	3/12/06
9t.	19	Pepperdine	4/17/99

DOUBLES

1.	9	at New Mexico State	3/12/06
2t.	8	Portland	3/16/14
2t.	8	Santa Clara	5/30/10
2t.	8	Portland	4/4/09
2t.	8	at Cal State Fullerton	4/5/05
2t.	8	California	2/13/05
2t.	8	Saint Mary's	3/31/00
2t.	8	CS Los Angeles	2/28/98
8t.	7	Albany	3/27/10
8t.	7	Saint Mary's	4/12/08
8t.	7	Long Beach State	3/7/06

TRIPLES

1t.	5	vs. Bradley	3/3/13
1t.	5	Long Beach State	2/11/75
3.	4	UC Irvine	4/15/14
4.	3	CS Dominguez Hills	2/10/98
5t.	2	23 Times	
	Last	Portland	3/15/14

HOME RUNS

1.	7	Cal Poly	2/26/00
2t.	6	at Gonzaga	5/11/01
2t.	6	at UCLA	4/4/00
4t.	5	at Cal State Northridge	3/14/10
4t.	5	San Francisco	5/9/03
4t.	5	San Diego	3/28/98
7t.	4	14 Times	
	Last	at UC Riverside	4/21/10

TOTAL BASES

1t.	44	San Francisco	5/9/03
1t.	44	at Gonzaga	5/11/01
1t.	44	Saint Mary's	3/31/00
4t.	43	Portland	4/9/05
4t.	43	at UCLA	4/4/00
6.	42	San Diego	3/28/98
7.	40	USC	3/19/02
8t.	39	Pepperdine	5/19/00
8t.	39	at UNLV	3/3/99
10.	38	Cal Poly	2/26/00

WALKS

1.	17	Hawai'i-Hilo	3/11/96
2.	13	San Francisco	3/24/02
3t.	12	at Baylor	2/14/04
3t.	12	Santa Clara	3/22/98
3t.	12	Gonzaga	3/14/98
6t.	11	San Francisco	3/23/02
6t.	11	Cal State Northridge	2/5/02
8t.	10	Santa Clara	4/22/06
8t.	10	at Portland	3/15/03
8t.	10	CS Los Angeles	2/22/00
8t.	10	at Portland	5/10/98
8t.	10	Saint Mary's	5/3/98
8t.	10	at Santa Clara	4/25/98

HIT BY PITCHES

1.	9	at UCLA	4/4/00
2t.	6	Holy Cross	2/28/09
2t.	6	Utah	2/21/09
2t.	6	New Mexico State	2/21/04
2t.	6	at Cal State Fullerton	3/13/02
6t.	5	18 Times	
	Last	at Cal State Fullerton	5/18/10

STOLEN BASES

1t.	7	vs. Bradley	3/3/13
1t.	7	San Francisco	5/9/03
1t.	7	UC Santa Barbara	2/8/75
4t.	6	Nevada	2/25/11
4t.	6	vs Oklahoma State	3/7/10
4t.	6	at Portland	3/30/08
4t.	6	at Santa Clara	4/26/03
4t.	6	Gonzaga	4/19/03
4t.	6	Texas Tech	2/15/99
4t.	6	at San Francisco	4/19/98
4t.	6	Gonzaga	3/14/98

STOLEN BASE ATTEMPTS

1.	9	Gonzaga	4/19/03
2.	8	Bradley	3/3/13
3t.	7	Northern Kentucky	3/7/14
3t.	7	Nevada	2/25/11
3t.	7	vs. Oklahoma State	3/7/10
3t.	7	San Francisco	5/9/03
3t.	7	Long Beach State	2/24/99
8t.	6	19 Times	
	Last	Utah	3/1/14

SACRIFICE FLIES

1t.	3	at Gonzaga	3/30/14
1t.	3	Utah Valley	2/16/14
1t.	3	at Cal Poly	3/12/11
1t.	3	at UC Riverside	4/21/10
1t.	3	at Portland	4/18/10
1t.	3	at Portland	3/30/08
1t.	3	at Portland	5/21/06
1t.	3	Gonzaga	5/21/05
1t.	3	Utah	2/27/05
1t.	3	at Portland	4/10/04
1t.	3	UC Santa Barbara	3/30/04
1t.	3	Saint Mary's	4/6/03
1t.	3	at Santa Clara	5/13/00
1t.	3	at Portland	4/16/00
1t.	3	San Francisco	3/10/00
1t.	3	at Saint Mary's	4/20/98

SACRIFICE HITS

1.	6	Gonzaga	4/15/11
2t.	5	at Gonzaga	3/30/14
2t.	5	at Saint Mary's	3/23/13
4t.	4	vs. Pepperdine	5/23/14
4t.	4	at Santa Clara	4/27/14
4t.	4	at UCLA	3/4/14
4t.	4	Utah	3/1/14
4t.	4	at UCLA	4/14/13
4t.	4	Portland	4/21/12
4t.	4	at BYU	4/6/12
4t.	4	at UC Santa Barbara	3/4/12
4t.	4	vs Oklahoma State	3/7/10
4t.	4	at Pepperdine	4/17/09
4t.	4	at Cal State Northridge	2/24/09
4t.	4	at Long Beach State	4/17/07
4t.	4	Cal State Northridge	3/6/07
4t.	4	Washington	2/14/03
4t.	4	San Francisco	3/22/02

STRIKEOUTS

1t.	17	at Gonzaga	4/28/12
1t.	17	at Washington	3/12/04
1t.	17	at Long Beach State	4/3/01
1t.	17	Long Beach State	3/4/97
1t.	17	at USC	4/23/91
6.	15	at San Francisco	5/1/11
7t.	14	Cal State Fullerton	2/19/02
7t.	14	at Cal State Fullerton	5/27/00
7t.	14	at USC	3/17/98
10.	13	10 Times	
	Last	Cal State Northridge	3/5/14

GAME RECORDS COMPLETE THROUGH 1998

RUNNERS LEFT ON BASE

1.	19	Cal State Northridge	3/5/14
2.	18	UC Riverside	4/9/13
3t.	16	Utah	2/20/09
3t.	16	at San Diego	4/15/06
3t.	16	at Hawaii-Hilo	2/3/01
3t.	16	USC	2/8/00
3t.	16	vs Oklahoma State	2/20/99
8t.	15	Holy Cross	2/28/09
8t.	15	Gonzaga	3/28/04
8t.	15	San Francisco	3/24/02
8t.	15	San Francisco	3/23/02
8t.	15	Portland	4/30/99
8t.	15	Pepperdine	4/18/99

HIT INTO DOUBLE PLAY

1t.	4	at Pepperdine	4/7/07
1t.	4	UC Santa Barbara	3/7/03
1t.	4	at Gonzaga	4/20/02
1t.	4	at Gonzaga	4/19/02
1t.	4	Pepperdine	4/13/02
1t.	4	San Francisco	3/11/00
7t.	3	24 Times	
	Last	Pepperdine	5/4/14

PITCHING

INNINGS PITCHED

1.	17.0	San Diego State	3/1/85
2.	14.0	Portland	4/30/99
3.	13.0	Cal State Northridge	3/5/14
4.	12.2	at San Francisco	5/1/11
5t.	12.0	at USC	4/10/12
5t.	12.0	Portland	4/5/98
5t.	12.0	San Jose State	2/24/07
8t.	11.1	at Gonzaga	4/28/12
8t.	11.1	at Nevada	3/24/12
10t.	11.0	9 Times	
	Last	at Saint Mary's	5/14/11

STRIKEOUTS

1t.	17	Portland	5/17/03
1t.	17	San Diego State	3/1/85
3t.	15	at San Diego State	3/8/08
3t.	15	New Mexico State	2/21/04
3t.	15	San Diego	4/20/00
6t.	14	at UNLV	3/1/13
6t.	14	at San Diego	5/12/12
6t.	14	at Gonzaga	4/28/12
6t.	14	Utah	2/21/09
6t.	14	UC Santa Barbara	3/1/08
6t.	14	at Santa Clara	5/12/00
6t.	14	Gonzaga	5/5/00
6t.	14	at San Francisco	4/28/00
6t.	14	vs Arizona	2/18/99

HITS ALLOWED

1.	29	San Francisco	3/24/02
2.	26	UC Irvine	5/14/08
3.	25	Santa Clara	5/30/10
4t.	24	Long Beach State	5/15/07
4t.	24	Santa Clara	4/16/05
6.	23	Pepperdine	5/29/05
7.	22	at Pepperdine	5/22/99
8t.	21	at UC Riverside	5/12/10
8t.	21	at Portland	4/16/10
8t.	21	UC Irvine	3/31/09
8t.	21	Pepperdine	4/19/08
8t.	21	at Portland	5/17/02
8t.	21	Santa Clara	4/28/01
8t.	21	vs Long Beach State	5/22/98
8t.	21	San Diego	3/28/98

WALKS ALLOWED (SINCE 1983)

1.	15	UC Santa Barbara	3/30/04
2t.	11	at Washington	3/13/04
2t.	11	at Cal Poly	3/2/01
2t.	11	San Diego State	4/7/98
2t.	11	San Diego	3/27/98
2t.	11	Nevada	2/7/98
2t.	11	Utah	1/30/98
8t.	10	at USC	3/23/04
8t.	10	at UCLA	4/29/03
8t.	10	USC	2/10/99

RUNS ALLOWED

1.	25	San Francisco	3/24/02
2t.	22	Santa Clara	5/30/10
2t.	22	Pepperdine	4/19/08
2t.	22	at Cal State Fullerton	4/8/03
5t.	21	at California	3/15/08
5t.	21	Long Beach State	5/15/07
7.	20	Portland	3/31/01
8t.	19	at UC Irvine	2/21/10
8t.	19	UC Irvine	3/31/09
8t.	19	Long Beach State	4/30/02
8t.	19	at Gonzaga	3/19/00
8t.	19	vs Long Beach State	5/22/98

EARNED RUNS ALLOWED

1t.	21	Santa Clara	5/30/10
1t.	21	UNLV	3/26/97
3t.	20	Long Beach State	5/15/07
3t.	20	San Francisco	3/24/02
5t.	19	at UC Irvine	2/21/10
5t.	19	Pepperdine	4/19/08
7t.	18	at Portland	5/17/02
7t.	18	at Pepperdine	5/22/99
9t.	16	Pepperdine	5/4/14
9t.	16	UC Irvine	5/14/08
9t.	16	at Cal State Fullerton	4/8/03
9t.	16	Long Beach State	4/30/02
9t.	16	Santa Clara	4/28/02

DOUBLES ALLOWED

1t.	8	Oregon	2/21/14
1t.	8	Portland	3/16/02
3t.	7	Santa Clara	5/30/10
3t.	7	at Fresno State	3/21/10
3t.	7	vs. Northwestern	3/6/10
3t.	7	at UC Irvine	2/21/10
3t.	7	at UC Santa Barbara	3/7/09
3t.	7	Pepperdine	4/19/08
3t.	7	San Diego	4/21/07
3t.	7	UC Irvine	2/11/07
3t.	7	Portland	4/9/05
3t.	7	Cal State Northridge	3/15/05
3t.	7	at Pepperdine	5/29/04
3t.	7	Santa Clara	4/28/01
3t.	7	Long Beach State	3/27/01
3t.	7	at Pepperdine	5/22/99

TRIPLES ALLOWED

1t.	3	at Santa Clara	4/26/14
1t.	3	San Diego	4/6/13
1t.	3	at UC Riverside	5/9/12
1t.	3	Cal Poly	5/11/10
1t.	3	at Arizona State	5/12/08
1t.	3	at San Diego State	2/13/07
1t.	3	at Cal Poly	3/2/01
8t.	2	26 Times	
	Last	San Francisco	4/5/14

HOME RUNS ALLOWED

1.	6	at California	3/15/08
2t.	5	at Cal State Northridge	3/14/10
2t.	5	Pepperdine	4/19/08
2t.	5	at Portland	5/17/02
2t.	5	UC Santa Barbara	3/1/01
6.	4	11 Times	
	Last	Cal Poly	5/11/10

WILD PITCHES

1t.	6	San Francisco	3/30/07
1t.	6	UC Irvine	3/14/06
3t.	5	at Cal State Fullerton	4/13/04
3t.	5	Utah	2/1/98
5t.	4	at Arizona State	5/12/08
5t.	4	at Cal State Northridge	3/20/07
5t.	4	Pepperdine	5/29/05
5t.	4	at USC	3/23/04
5t.	4	at Baylor	2/14/04
5t.	4	at San Diego	3/30/02
5t.	4	at Stanford	5/28/99
5t.	4	Cal State Fullerton	4/29/98

FIELDING

ERRORS

1t.	7	Cal State Northridge	3/5/14
1t.	7	Portland	4/5/97
1t.	7	San Francisco	4/14/96
1t.	7	New Mexico	3/10/85
5t.	6	at Texas	2/22/02
5t.	6	Saint Mary's	3/31/00
5t.	6	UC Santa Barbara	2/14/99
8t.	5	11 Times	
	Last	UC Santa Barbara	5/15/13

DOUBLE PLAYS TURNED

1.	5	UC Irvine	5/14/08
2t.	4	CS Bakersfield	5/8/11
2t.	4	Gonzaga	4/16/11
2t.	4	at UC Riverside	2/19/11
2t.	4	Long Beach State	2/24/99
2t.	4	Utah	2/1/98
7t.	3	45 Times	
	Last	at UC Riverside	5/13/14

STOLEN BASES ALLOWED

1.	9	at San Diego State	5/15/12
2t.	7	at UC Santa Barbara	3/8/09
2t.	7	Utah	2/20/09
2t.	7	USC	3/24/08
2t.	7	Cal State Fullerton	4/17/01
6t.	6	Santa Clara	5/30/10
6t.	6	at Cal State Fullerton	2/26/08
6t.	6	Cal Poly	2/11/06
6t.	6	at Portland	4/14/00
6t.	6	Cal State Fullerton	4/21/99
6t.	6	at Hawaii	2/20/98

PASSED BALLS

1.	3	at UC Irvine	2/9/07
2t.	2	at Long Beach State	5/7/12
2t.	2	at Pepperdine	4/22/11
2t.	2	Santa Clara	5/30/10
2t.	2	at Fresno State	3/19/10
2t.	2	at USC	5/13/09
2t.	2	Saint Mary's	4/7/06
2t.	2	Chapman	2/23/05
2t.	2	at Saint Mary's	5/9/04
2t.	2	at Texas	2/23/02
2t.	2	San Francisco	3/25/01
2t.	2	at Pepperdine	4/9/00
2t.	2	at Gonzaga	3/19/00
2t.	2	at Cal State Fullerton	3/23/99

GAME RECORDS COMPLETE THROUGH 1998

YEARLY STATISTICAL LEADERS

BATTING STATISTICS

BATTING AVERAGE

1968	Ben Navarrette (.357)
1969	Mike Logelin (.399)
1970	Dennis Desmond (.321)
1971	Bob Sheldon (.404)
1972	Russ Noah (.378)
1973	Russ Noah (.399)
1974	Tom McDonald (.292)
1975	Dan Henry (.305)
1976	Pat Cocoran (.387)
1977	Mike Fizzolio (.370)
1978	Tracy Cowger (.373)
1979	Tim Collins (.353)
1980	Mike Franks (.320)
1981	Mike Franks (.348)
1982	Tracy Jones (.391)
1983	Jeff Payetta (.389)
1984	Bill Thorney (.339)
1985	Reggie Lambert (.410)
1986	Billy Bean (.355)
1987	Travis Tarchione (.377)
1988	Don Sparks (.405)
1989	Miah Bradbury (.398)
1990	Rick Mediavilla (.416)
1991	Joe Ciccarella (.435)
1992	Anthony Napolitano (.343)
1993	Mike Peters (.365)
1994	Anthony Napolitano (.344)
1995	Marc Mirizzi (.332)
1996	Curt Fiore (.348)
1997	Joe Sulentor (.369)
1998	Scott Walter (.383)
1999	Curt Fiore (.366)
2000	Jason Aspito (.360)
2001	Tommy Perez (.341)
2002	Billy Lockin (.371)
2003	Jonathan Higashi (.346)
2004	Jonathan Higashi (.369)
2005	Joe Frazee (.364)
2006	Erik Johnson (.351)
2007	Eric Farris (.349)
2008	Angelo Songco (.356)
2009	Angelo Songco (.360)
2010	Ryan Hawthorne (.364)
2011	Matt Lowenstein (.349)
2012	Colton Plaia (.326)
2013	Colton Plaia (.311)
2014	Austin Miller (.374)

SLUGGING PERCENTAGE

1968	Ben Navarrette (.519)
1969	Ben Navarrette (.624)
1970	Dennis Desmond (.594)
1971	Bob Sheldon (.536)
1972	Russ Noah (.602)
1973	Jerry Stone (.638)
1974	Tom McDonald (.447)
1975	Dan Henry (.462)
1976	Pat Corcoran (.647)
1977	Ken Slagle (.544)
1978	Tracy Cowger (.584)
1979	David Jones (.542)
1980	John Christensen (.657)
1981	John Christensen (.704)
1982	Scott Stout (.483)
1983	Brian Leighton (.564)
1984	Brian Leighton (.652)
1985	Billy Bean (.621)
1986	Chris Donnels (.681)
1987	Chris Donnels (.671)
1988	Don Sparks (.660)
1989	Miah Bradbury (.606)
1990	Miah Bradbury (.613)
1991	Joe Ciccarella (.778)
1992	Anthony Napolitano (.549)
1993	Jesse Ibarra (.669)
1994	Anthony Napolitano (.525)
1995	Andy Collett (.560)
1996	Travis Wilson (.592)
1997	Benny Craig (.606)
1998	Scott Walter (.584)
1999	Curt Fiore (.551)
2000	Scott Walter (.681)
2001	Tommy Perez (.607)
2002	Kris Zacuto (.595)
2003	Josh Whitesell (.735)
2004	Kyle Mura (.504)
2005	Chris Pettit (.553)
2006	Erik Johnson (.490)
2007	Angelo Songco (.528)
2008	Angelo Songco (.681)
2009	Angelo Songco (.678)
2010	Matt Koch (.539)
2011	Matt Koch (.483)
2012	Colton Plaia (.461)
2013	Colton Plaia (.440)
2014	Austin Miller (.451)

ON-BASE PERCENTAGE

1968	Ben Navarrette (.357)
1969	Mike Logelin (.462)
1970	Dennis Desmond (.381)
1971	Bob Sheldon (.473)
1972	Russ Noah (.458)
1973	Jerry Stone (.484)
1974	Frank Judge (.417)
1975	Dan Henry (.396)
1976	Pat Corcoran (.493)
1977	Jeff Franklin (.429)
1978	Bob Branchetti (.479)
1979	Tim Collins (.430)
1980	Mike Franks (.401)
1981	Mike Freeman (.437)
1982	Scott Stout (.470)
1983	Jeff Payetta (.452)
1984	Reggie Lambert (.482)
1985	Reggie Lambert (.504)
1986	Billy Bean (.529)
1987	Jim McAnany (.463)
1988	Brian Turang (.487)
1989	Robert Cannon (.488)
1990	Rick Mediavilla (.473)
	Joe Ciccarella (.473)
1991	Joe Ciccarella (.558)
1992	Gerardo Perez (.509)
1993	Jesse Ibara (.429)
1994	Anthony Napolitano (.407)
1995	Ikaika Hoopi (.410)
1996	Curt Fiore (.454)
1997	Joe Sulentor (.441)
1998	Scott Walter (.498)
1999	Curt Fiore (.445)
2000	Jeff Walker (.442)
2001	Kris Zacuto (.420)
2002	Billy Lockin (.439)
2003	Josh Whitesell (.471)
2004	Jonathan Higashi (.429)
2005	Joe Frazee (.446)
2006	Erik Johnson (.421)
2007	DeAndre Miller (.435)
2008	Angelo Songco (.432)
2009	Angelo Songco (.481)
2010	Matt Lowenstein (.419)
2011	Matt Lowenstein (.437)
2012	Matt Lowenstein (.430)
2013	Colton Plaia (.376)
2014	Austin Miller (.474)

AT BATS

1968	Ben Navarrette (154)
1969	Mike Logelin (188)
1970	Mike Logelin (182)
1971	Bob Sheldon (166)
1972	Bob Sheldon (209)
1973	Russ Noah (213)
1974	Vince O'Neill (198)
1975	Dave Long (204)
1976	Dan Henry (190)
1977	John Krickl (228)
1978	Tracy Cowger (209)
1979	David Jones (238)
1980	Tracy Jones (264)
1981	Scott Stout (222)
1982	Scott Stout (240)
1983	Scott Malpasuto (203)
1984	Brian Leighton (224)
1985	Reggie Lambert (217)
1986	Jim Holleran (229)
1987	Don Sparks (222)
1988	Travis Tarchione (264)
1989	Travis Tarchione (242)
1990	Rick Mediavilla (269)
1991	Rick Mediavilla (246)
1992	Mike Seal (196)
1993	A. Napolitano (219)
1994	Marc Mirizzi (232)
1995	Marc Mirizzi (232)
1996	Ikaika Hoopii (252)
1997	Matt Riordan (244)
1998	Matt Riordan (244)
1999	Matt Riordan (262)
2000	Anthony Angel (249)
2001	Kris Zacuto (223)
2002	Billy Lockin (221)
2003	Billy Lockin (231)
2004	Billy Lockin (228)
2005	Joe Frazee (220)
2006	Eric Farris (220)
2007	Eric Farris (232)
2008	A.J. LaMonda (219)
2009	Ryan Wheeler (232)
2010	Jonathan Johnson (222)
2011	Matt Koch (211)
2012	Alex Guthrie (202)
2013	Cullen Mahoney (203)
2014	David Fletcher (222)

HITS

1968	Ben Navarette (55)
1969	Mike Logelin (75)
1970	Mike Logelin (55)
1971	Bob Sheldon (67)
1972	Russ Noah (74)
1973	Russ Noah (85)
1974	Vince O'Neill (56)
1975	Dave Long (62)
1976	Pat Corcoran (67)
1977	Tracy Cowger (76)
1978	Tracy Cowger (78)
1979	David Jones (81)
1980	Mike Franks (81)
1981	Tracy Jones (72)
1982	Scott Stout (92)
1983	Jeff Payetta (77)
1984	Reggie Lambert (75)
1985	Reggie Lambert (89)
1986	Jim Holleran (80)
1987	Chris Donnels (80)
1988	Travis Tarchione (120)
1989	Miah Bradbury (94)
1990	Rick Mediavilla (112)
1991	Joe Ciccarella (90)
1992	Mike Seal (61)
1993	Mike Peters (76)
1994	Marc Mirizzi (79)
1995	Marc Mirizzi (77)
1996	Ikaika Hoopii (78)
1997	Matt Riordan (85)
1998	Kevin Hook (87)
	Matt Riordan (87)
1999	Matt Riordan (90)
2000	Anthony Angel (87)
2001	Kris Zacuto (74)
2002	Billy Lockin (82)
2003	Billy Lockin (76)
2004	Jonathan Hagishi (76)
2005	Joe Frazee (80)
2006	Eric Farris (73)
2007	Eric Farris (81)
2008	A.J. LaMonda (72)
2009	Angelo Songco (77)
2010	Ryan Hawthorne (78)
2011	Matt Koch (66)
2012	Colton Plaia (63)
2013	Colton Plaia (60)
2014	Austin Miller (77)

RUNS

1968	Ben Navarrette (29)
1969	Bob Sheldon (45)
1970	Dennis Desmond (40)
1971	Bob Sheldon (47)
1972	Bob Sheldon (45)
1973	Russ Noah (49)
1974	Jim Calderon (40)
1975	Pat Corcoran (42)
1976	Pat Corcoran (48)
1977	Tracy Cowger (42)
1978	Bob Branchetti (42)
	David Jones (42)
1979	Tim Collins (40)
	David Jones (40)
1980	Mike Franks (51)
1981	Tracy Jones (52)
1982	Scott Stout (51)
1983	Jeff Payetta (45)
1984	Reggie Lambert (59)
1985	Reggie Lambert (64)
1986	Billy Bean (84)
1987	Carl Fraticelli (61)
1988	Don Sparks (74)
1989	Travis Tarchione (61)
1990	Rick Mediavilla (72)
1991	Joe Ciccarella (72)
1992	Matt Marks (40)
1993	Mike Peters (34)
	Anthony Napolitano (34)
1994	Anthony Napolitano (43)
1995	Ikaika Hoopii (57)
1996	Ikaika Hoopii (56)
1997	Matt Riordan (55)
1998	Kevin Hook (72)
1999	Curt Fiore (54)
2000	Scott Walter (66)
2001	Kris Zacuto (46)
2002	Kris Zacuto (48)
2003	Billy Lockin (44)
2004	Billy Lockin (57)
2005	Chris Pettit (62)
2006	Chris Pettit (44)
2007	Eric Farris (46)
2008	A.J. LaMonda (43)
2009	Angelo Songco (65)
2010	Jonathan Johnson (59)
2011	Jonathan Johnson (32)
	Matt Lowenstein (32)
2012	Matt Lowenstein (36)
2013	Matt Lowenstein (31)
2014	Austin Miller (46)

RUNS BATTED IN

1968	Marty Morris (32)
1969	Marty Morris (32)
1970	Tim McDonald (29)
1971	Ben Navarrette (28)
1972	Russ Noah (42)
1973	Jerry Stone (45)
1974	Tom McDonald (30)
1975	Frank Judge (36)
1976	Pat Corcoran (55)
1977	Ken Slagle (52)
1978	David Jones (52)
1979	David Jones (48)
1980	John Guggiana (41)
1981	Tracy Jones (48)
1982	Vahe Devian (48)
1983	Scott Malpasuto (39)
1984	Brian Leighton (67)
1985	Billy Bean (67)
1986	Chris Donnels (91)
1987	Chris Donnels (75)
1988	Don Sparks (79)
1989	Rick Allen (60)
1990	Miah Bradbury (66)
1991	Darrel Deak (70)
1992	Darren Sugiyama (42)
1993	Jesse Ibarra (52)
1994	Jesse Ibarra (47)
1995	Andy Collett (51)
1996	Travis Wilson (50)
1997	Benny Craig (61)
1998	Scott Walter (67)
1999	Tommy Perez (51)
2000	Anthony Angel (78)
2001	Tommy Perez (45)
2002	Kris Zacuto (48)
2003	Josh Whitesell (47)
2004	Jonathan Higashi (47)
2005	Chris Pettit (44)
2006	Erik Johnson (45)
2007	Angelo Songco (33)
2008	Angelo Songco (48)
2009	Angelo Songco (63)
2010	Matt Koch (48)
2011	Matt Koch (39)
2012	Colton Plaia (38)
2013	David Edwards (26)
2014	Tommy Cheek (42)

DOUBLES

1968	Ben Navarrette (11)
1969	Mike Logelin (14)
1970	Dennis Desmond (8)
1971	Jerry Stone (9)
1972	Bob Sheldon (13)
1973	Jerry Stone (16)
1974	Jeff Frank (6)
	Chuck Baker (6)
1975	Frank Judge (10)
1976	Joe Gehley (11)
1977	David Jones (15)
1978	David Jones (20)
1979	David Jones (14)
1980	Mike Franks (16)
1981	Greg Slate (14)
1982	Scott Stout (17)
1983	Scott Malpasuto (12)
1984	Brian Leighton (22)
1985	Billy Bean (20)
1986	Billy Bean (17)
	Carl Fraticelli (17)
1987	Chris Donnels (18)
1988	Don Sparks (23)
1989	Miah Bradbury (31)
1990	Chris Gomez (24)
1991	Joe Ciccarella (24)
1992	Anthony Napolitano (23)
1993	Anthony Napolitano (15)
1994	Anthony Napolitano (23)
1995	Ikaika Hoopii (12)
1996	Travis Wilson (19)
1997	Benny Craig (17)
1998	Scott Walter (16)
	Matt Riordan (16)
	Chad Ohira (16)
1999	Matt Riordan (21)
2000	Kris Zacuto (20)
2001	Kris Zacuto (17)
2002	Kris Zacuto (25)
2003	Jonathan Oller (19)
	Josh Whitesell (19)
2004	Billy Lockin (16)
	Clint McGill (16)
2005	Chris Pettit (20)
	Joe Frazee (20)
2006	Sean Dovel (22)
2007	Angelo Songco (22)
2008	Ryan Wheeler (20)
2009	Ryan Wheeler (20)
2010	Ryan Hawthorne (17)
2011	Matt Koch (22)
2012	Alex Guthrie (15)
2013	Colton Plaia (16)
2014	Tanner Donnels (14)

TRIPLES

1968	Ben Navarrette (4)
1969	Ben Navarrette (4)
1970	Tim McDonald (4)
	Bob Sheldon (4)
1971	Bob Sheldon (8)
1972	Russ Noah (8)
1973	Russ Noah (6)
1974	Vince O'Neill (3)
1975	Dan Henry (9)
1976	Dan Henry (4)
1977	Tracy Cowger (4)
1978	Tracy Cowger (4)
1979	Tim Collins (3)
1980	Lance Junker (3)
1981	Tracy Jones (3)
1982	Dave Burke (3)
1983	Billy Bean (2)
1984	Billy Bean (3)
	Reggie Lambert (3)
	Brian Leighton (3)
1985	Reggie Lambert (5)
1986	Billy Bean (7)
1987	Bobby DeJardin (4)
	Robert Cannon (4)
1988	Carl Fraticelli (7)
1989	Joe Ciccarella (3)
	Tim Williams (3)
1990	Tim Williams (3)
1991	Joe Ciccarella (4)
1992	Anthony Napolitano (2)
	Greg Carl (2)
	Darren Sugiyama (2)
1993	Mike Seal (3)
	Ikaika Hoopii (3)
1994	Ikaika Hoopii (5)
1995	Mike Peters (3)
1996	Ikaika Hoopii (4)
1997	John Cassanego (4)
1998	Matt Riordan (5)
1999	Curt Fiore (2)
	Kris Zacuto (2)
	Matt Riordan (2)
2000	Jason Aspito (6)
2001	C.J. Wilson (3)
2002	Tommy Perez (2)
	Billy Lockin (2)
	Jonathan Higashi (2)
	Kris Zacuto (2)
2003	Joe Frazee (4)
	Carl Stoeber (4)
2004	James Cooper (2)
	Joe Frazee (2)
	Chris Pettit (2)
	Billy Lockin (2)
2005	Joe Frazee (5)
2006	Chris Pettit (2)
2007	Eric Farris (3)
	Angelo Songco (3)
2008	Kyle Spraker (1)
	Ryan Wheeler (1)
	Matt Koch (1)
	Sean Dovel (1)
	A.J. LaMonda (1)
2009	Jonathan Johnson (7)
2010	Jonathan Johnson (9)
2011	Jonathan Johnson (3)
	Shon Roe (3)
2012	Matt Lowenstein (3)
2013	Matt Lowenstein (7)
2014	Tanner Donnels (3)
	Austin Miller (3)

HOME RUNS

1968	Willie Price (3)
1969	Ben Navarrette (6)
1970	Dennis Desmond (5)
1971	Ben Navarrette (5)
1972	Russ Noah (6)
1973	Jerry Stone (11)
1974	Tom McDonald (6)
1975	Pat Corcoran (7)
1976	Pat Corcoran (11)
1977	Ken Slagle (9)
1978	Tracy Cowger(7)
	Bob Branchetti (7)
1979	David Jones (10)
1980	Mike Berberet (7)
1981	Greg Slate (8)
1982	Dave Burke (6)
1983	Brian Leighton (11)
1984	Brian Leighton (16)
1985	Chris Donnels (8)
	Jim McAnany (8)
1986	Chris Donnels (21)
1987	Chris Donnels (16)
1988	Brian Turang (15)
1989	Rick Allen (11)
1990	Miah Bradbury (16)
1991	Darrel Deak (15)
1992	Matt Marks (9)
1993	Jesse Ibarra (17)
1994	Jesse Ibarra (15)
1995	Andy Collett (11)
1996	Travis Wilson (11)
1997	Benny Craig (17)
1998	Anthony Angel (10)
1999	Tommy Perez (12)
2000	Scott Walter (19)
2001	Tommy Perez (11)
2002	Tommy Perez (11)
2003	Josh Whitesell (15)
2004	Jonathan Oller (8)
2005	Jonathan Oller (9)
	Chris Pettit (9)
2006	Chris Pettit (5)
2007	Sean Dovel (6)
2008	Angelo Songco (15)
2009	Angelo Songco (15)
2010	Matt Koch (15)
2011	Matt Koch (4)
	Joe Vierra (4)
2012	Colton Plaia (6)
2013	Colton Plaia (3)
2014	Jimmy Jack (4)

TOTAL BASES

1968	Ben Navarrette (80)
1969	Mike Logelin (97)
1970	Dennis Desmond (98)
1971	Bob Sheldon (89)
1972	Russ Noah (118)
1973	Russ Noah (133)
1974	Tom McDonald (72)
1975	Dan Henry (91)
1976	Pat Corcoran (112)
1977	Tracy Cowger (110)
1978	Tracy Cowger (122)
1979	David Jones (129)
1980	John Christensen (242)
1981	John Christensen (230)
1982	Scott Stout (116)
1983	Jeff Payetta (104)
1984	Brian Leighton (146)
1985	Billy Bean (131)
1986	Chris Donnels (154)
1987	Chris Donnels (147)
1988	Don Sparks (171)
1989	Miah Bradbury (143)
1990	Chris Gomez (152)
	Miah Bradbury (152)
1991	Joe Ciccarella (161)
1992	Anthony Napolitano (96)
1993	Mike Peters (113)
1994	Jesse Ibarra (118)
1995	Andy Collett (116)
1996	Travis Wilson (126)
	Ikaika Hoopii (126)
1997	Benny Craig (143)
1998	Matt Riordan (128)
1999	Curt Fiore (134)
2000	Scott Walter (158)
2001	Kris Zacuto (117)
2002	Kris Zacuto (131)
2003	Josh Whitesell (119)
2004	Jonathan Higashi (101)
2005	Chris Pettit (121)
2006	Erik Johnson (99)
	Chris Pettit (99)
2007	Eric Farris (108)
2008	Angelo Songco (130)
2009	Angelo Songco (145)
2010	Matt Koch (111)
2011	Matt Koch (102)
2012	Colton Plaia (89)
2013	Colton Plaia (85)
2014	Tanner Donnels (93)
	Austin Miller (93)

WALKS

1968	--
1969	Mike Logelin (22)
1970	Bob Sheldon (23)
	Tim McDonald (10)
1971	Tim McDonald (32)
1972	Bob Sheldon (39)
1973	Jerry Stone (45)
1974	Frank Judge (33)
1975	Frank Judge (34)
1976	Pat Corcoran (35)
1977	Jeff Franklin (45)
1978	Bob Branchetti (36)
1979	Bob Branchetti (38)
1980	Mike Berberet (34)
	Mike Franks (34)
1981	Scott Stout (46)
1982	Dave Burke (35)
1983	Billy Bean (23)
1984	Reggie Lambert (51)
1985	Reggie Lambert (40)
1986	Billy Bean (66)
1987	Carl Fraticelli (39)
1988	Carl Fraticelli (52)
1989	Rick Allen (36)
1990	Joe Ciccarella (36)
1991	Joe Ciccarella (49)
1992	Rob Ickes (23)
1993	Jesse Ibarra (30)
1994	Jesse Ibarra (39)
1995	Ikaika Hoopii (32)
1996	Curt Fiore (29)
	John Cassanego (29)
1997	Benny Craig (36)
1998	Kevin Hook (50)
1999	Curt Fiore (34)
2000	Mike Hymes (37)
2001	Robert Hirsh (27)
2002	Tommy Perez (25)
2003	Josh Whitesell (33)
2004	Jonathan Oller (26)
	Joe Frazee (26)
2005	Jonathan Oller (31)
2006	DeAndre Miller (30)
2007	DeAndre Miller (38)
2008	Angelo Songco (22)
	A.J. LaMonda (22)
2009	Angelo Songco (41)
2010	Jason Barmasse (26)
2011	Matt Lowenstein (30)
2012	Matt Lowenstein (45)
2013	Tanner Donnels (27)
2014	David Edwards (27)

HIT BY PITCHES

1968	--
1969	--
1970	Ben Navarrette (3)
1971	--
1972	Joe Dottore (6)
1973	Dean Jelmini (3)
	Jim Calderon (3)
1974	Frank Judge (4)
1975	Dan Henry (2)
	Dave Long (2)
	Mark Paredes (2)
	Shawn Bennett (2)
1976	Jeff Franklin (3)
	Dave Long (3)
1977	Ken Slagle (4)
	John Krickl (4)
1978	--
1979	--
1980	--
1981	Tracy Jones (4)
	Marty Rupnik (4)
	Scott Stout (4)
1982	Scout Stout (4)
1983	Scott Malpasuto (4)
1984	Reggie Lambert (5)
1985	Jim McAnany (10)
1986	Jim McAnany (18)
1987	Jim McAnany (16)
1988	Brian Turang (16)
1989	Travis Tarchione (9)
	Greg Wall (9)
1990	Rick Mediavilla (12)
1991	Rick Mediavilla (12)
1992	Darren Sugiyama (11)
	Matt Marks (11)
1993	Mike Seal (8)
1994	Greg Bergeron (15)
1995	Mark Veronda (7)
1996	Mark Veronda (16)
1997	Chad Ohira (11)
1998	Anthony Angel (18)
1999	Scott Walter (13)
2000	Mike Hymes (15)
2001	Kris Zacuto (14)
2002	Sean Smith (12)
	Kris Zacuto (12)
2003	Sean Smith (10)
	Joe Frazee (10)
2004	Jonathan Higashi (9)
	James Cooper (9)
2005	James Cooper 912)
2006	DeAndre Miller (13)
2007	Michael Glomb (11)
2008	Kyle Spraker (13)
2009	Ryan Wheeler (12)
2010	Jonathan Johnson (16)
2011	Alex Guthrie (11)
2012	Alex Guthrie (11)
2013	David Edwards (6)
2014	Austin Miller (21)

STRIKEOUTS

1968	--
1969	Willie Price (31)
1970	Dennis Desmond (41)
1971	--
1972	Vince Mauch (32)
1973	Vince Mauch (30)
1974	Vince O'Neill (30)
	Chuck Baker (30)
1975	Dan Henry (44)
	Matt Knickrehm (44)
1976	Joh Krickl (33)
	Dave Long (33)
1977	Tim Collins (33)
1978	Ken Slagle (29)
	Joe Wortmann (29)
1979	David Jones (30)
1980	Mike Berberet (45)
1981	Scott Stout (27)
1982	Dave Burke (39)
1983	Jim Battle (38)
1984	Brian Leighton (58)
1985	Reggie Lambert (34)
1986	Jim McAnany (48)
1987	Jim McAnany (35)
1988	Kirk Mears (27)
1989	Darrel Deak (33)
1990	Tim Williams (34)
1991	Gerardo Perez (45)
1992	Darren Sugiyama (40
1993	Mike Peters (48)
1994	Travis Wilson (63)
1995	Mike Peters (40)
1996	Travis Wilson (57)
1997	Benny Craig (70)
1998	Ryan Beaver (44)
1999	Scott Walter (51)
2000	Scott Walter (45)
2001	Kris Zacuto (42)
2002	Jonathan Oller (49)
2003	Jonathan Oller (50)
2004	Jonathan Oller (52)
2005	Jonathan Oller (47)
	Kyle Mura (47)
2006	Sean Dovel (47)
2007	Sean Dovel (54)
2008	Sean Dovel (41)
	Andy Preston (41)
	Angelo Songco (41)
2009	Angelo Songco (51)
2010	Matt Koch (54)
2011	Matt Koch (35)
2012	Matt Lowenstein (43)
2013	Cullen Mahoney (38)
2014	David Edwards (35)
	Jimmy Jack (35)

SACRIFICE FLIES

1989	Joe Ciccarella (6)
1990	Miah Bradbury (6)
1991	Gerardo Perez (6)
1992	Darren Sugiyama (3)
1993	Mike Peters (3)
	Jesse Ibarra (3)
	Darren Sugiyama (3)
1994	Greg Bergeron (6)
1995	Andy Collett (3)
1996	Ikaika Hoopii (5)
1997	Kevin Gustorf (5)
1998	Matt Riordan (7)
1999	Anthony Angel (5)
2000	Jason Aspito (7)
2001	Tommy Perez (6)
2002	Kris Zacuto (5)
2003	Jonathan Higashi (6)
	Carl Stoeber (6)
2004	James Cooper (6)
	Jonathan Higashi (6)
2005	Matt White (6)
2006	Eric Farris (7)
2007	Angelo Songco (7)
2008	Ryan Wheeler (5)
2009	Shon Roe (5)
2010	Shon Roe (8)
2011	Matt Koch (6)
2012	Shon Roe (5)
2013	Tommy Cheek (3)
2014	Tommy Cheek (11)

SACRIFICE HITS

1968	--
1969	--
1970	Bill Barnett (5)
1971	--
1972	Dean Jelmini (5)
	Jerry Stone (5)
1973	Joe Dottore (8)
	Dean Jelmini (8)
1974	Chuck Baker (8)
1975	--
1976	Jim Berriatua (11)
1977	Errect Ridley (6)
	Jay Larson (6)
1978	Mike Fizzolio (5)
1979	Kevin O'Brien (8)
1980	--
1981	Greg Slate (6)
1982	Vahe Devian (7)
1983	Brian Leighton (7)
1984	Damien Bonenfant (9)
1985	Carl Fraticelli (11)
1986	Billy Bean (8)
1987	Bobby DeJardin (9)
1988	Bobby DeJardin (9)
1989	Brian Turang (6)
1990	Rick Mediavilla (4)
1991	Gerardo Perez (5)
1992	Paul Ritchie (6)
1993	Andy Biaggi (6)
1994	Greg Bergeron (9)
1995	Mike Peters (5)
1996	Curt Fiore (9)
1997	Matt Riordan (6)
1998	Chad Ohira (7)
1999	Jack Brooks (5)
2000	Mario Cordero (10)
2001	Robert Hirsh (5)
2002	Joe Frazee (7)
2003	Jonathan Higashi (7)
2004	James Cooper (5)
2005	James Cooper (6)
	Eric Farris (6)
2006	DeAndre Miller (5)
	Casey Gordon (5)
2007	DeAndre Miller (7)
	Michael Glomb (7)
2008	A.J. LaMonda (4)
	Kyle Spraker (4)
2009	Kyle Spraker (11)
2010	Shon Roe (8)
2011	Jonathan Johnson (16)
2012	Zac Fujimoto (15)
2013	Zac Fujimoto (10)
2014	David Fletcher (15)

STOLEN BASES

1968	Ben Navarrette (13)
1969	Mike Logelin (23)
1970	Dennis Desmond (12)
1971	Bob Sheldon (25)
1972	Bob Sheldon (16)
1973	Vince Mauch (22)
1974	Vince O'Neill (18)
1975	Dave Long (39)
1976	Dave Long (25)
1977	Errect Ridley (35)
1978	John Krickl (28)
1979	John Krickl (40)
1980	Mike Franks (15)
	Tracy Jones (15)
1981	Tracy Jones (12)
1982	Scott Stout (26)
1983	Jeff Payetta (12)
1984	Reggie Lambert (30)
1985	Reggie Lambert (18)
1986	Chris Donnels (14)
1987	Dan Walgren (15)
1988	Brian Turang (19)
1989	Rick Allen (22)
1990	Rick Mediavilla (18)
1991	Joe Ciccarella (19)
1992	Greg Carl (9)
1993	Greg Carl (19)
1994	Marc Mirizzi (9)
	Mike Peters (9)
1995	Ikaika Hoopii (16)
1996	Ikaika Hoopii (21)
1997	Mark Veronda (17)
1998	Matt Riordan (17)
1999	Matt Riordan (21)
2000	Mike Hymes (18)
2001	Billy Lockin (7)
2002	Billy Lockin (15)
2003	Billy Lockin (19)
2004	Billy Lockin (16)
2005	Chris Pettit (21)
2006	Eric Farris (18)
2007	Eric Farris (33)
2008	Kyle Spraker (9)
2009	Jonathan Johnson (6)
2010	Jonathan Johnson (10)
2011	Shon Roe (10)
2012	Joey Boney (13)
2013	David Edwards (16)
2014	Austin Miller (25)

PITCHING STATISTICS

WINS

1968	Jim Kerker (8)
1969	Steve Keller (7)
1970	Bill Barnett (7)
	Tom Scarlett (7)
1971	Dave Sehnem (8)
1972	Rod Volk (4)
1973	Rod Volk (11)
1974	Tom Henderson (6)
	Chris Wibberley (6)
1975	Drew Bentz (9)
1976	Drew Bentz (8)
	Tom Henderson (8)
1977	James Dean (5)
	Drew Bentz (5)
	Todd Yasin (5)
1978	Mike Coppess (6)
	Brian Urata (6)
1979	Kelly Nicholson (8)
1980	Bob Seus (8)
1981	Kelly Nicholson (8)
	John Swanson (8)
1982	Bill Culver (6)
1983	Mark Skelly (5)
1984	Tim Layana (7)
1985	Gus Hein (8)
	Tim Layana (8)
1986	Tim Layana (17)
1987	Darryl Scott (8)
1988	Steve Surico (12)
1989	Kalani Bush (10)
1990	Jon Willard (13)
1991	Chad Dembisky (12)
1992	Chad Nichols (4)
1993	Shawn Hammett (7)
1994	Ryan Graves (6)
1995	Shawn Hammett (5)
	Jason Hueth (5)
1996	Sandor Demosthenes (8)
1997	Ben Bonilla (7)
1998	Michael Schultz (9)
1999	Billy Traber (8)
2000	Billy Traber (10)
2001	James Clelland (6)
2002	Vincent Cordova (8)
2003	Vincent Cordova (6)
2004	Stephen Kahn (7)
2005	Jeff Stevens (7)
2006	Brad Meyers (8)
2007	Daniel Macias (5)
2008	Mike Kenney (5)
2009	Lee Roberts (7)
2010	Chris Eusebio (4)
	Aaron Griffin (4)
	Martin Viramontes (4)
2011	Alex Gillingham (8)
2012	Colin Welmon (7)
2013	Patrick McGrath (5)
	Colin Welmon (5)
2014	Colin Welmon (10)

EARNED RUN AVERAGE

1968	Jim Kerker (3.34)
1969	Jim Kerker (1.93)
1970	Bill Barnett (1.85)
1971	Dave Sehnem (2.23)
1972	Tom Scarlett (3.02)
1973	Rod Volk (3.84)
1974	Rod Volk (3.56)
1975	Drew Bentz (3.18)
1976	Drew Bentz (3.58)
1977	Brian Urata (5.01)
1978	Todd Yasin (2.95)
1979	Kelly Nicholson (2.39)
1980	Kelly Nicholson (3.37)
1981	John Swanson (3.49)
1982	Jon Mason (3.66)
1983	Matt Nutter (4.37)
1984	Tim Layana (4.98)
1985	Tim Layana (3.12)
1986	Jeff Goettsch (3.93)
1987	Darryl Scott (4.28)
1988	Darryl Scott (3.28)
1989	Brian Clancy (2.33)
1990	Darryl Scott (3.86)
1991	Joe Caruso (3.92)
1992	Shane Bowers (5.36)
1993	Shane Bowers (4.55)
1994	Andy Collett (4.81)
1995	Shawn Hammett (3.25)
1996	Sandor Demosthenes (5.11)
1997	Jeff Cecchin (5.18)
1998	Michael Schultz (5.11)
1999	Billy Traber (4.20)
2000	Billy Traber (3.13)
2001	Chris Gray (3.48)
2002	Justin Abreu (5.76)
2003	Kyle Huddy (3.81)
2004	Stephen Kahn (3.61)
2005	Andy Beal (3.71)
2006	Brad Meyers (3.23)
2007	Brad Meyers (3.46)
2008	Nate Keadle (4.63)
2009	Lee Roberts (3.58)
2010	Alex Gillingham (5.28)
2011	Alex Gillingham (2.49)
2012	Bret Dahlson (2.94)
2013	Colin Welmon (2.30)
2014	Colin Welmon (2.37)

INNINGS PITCHED

1968	Jim Kerker (86.1)
1969	Steve Keller (97.1)
1970	Dave Sehnem (122.2)
1971	Dave Sehnem (101.0)
1972	Dave Sehnem (92.2)
1973	Chris Wibberley (142.1)
1974	Chris Wibberley (112 2/3)
1975	Drew Bentz (135.2)
1976	Tom Henderson (137.1)
1977	Drew Bentz (121.1)
1978	Brian Urata (150)
1979	Michael Cramer (110.2)
1980	Bob Seus (118.2)
1981	Kelly Nicholson (108.1)
1982	Jon Mason (105.2)
1983	Mark Skelly (113)
1984	Tim Layana (115.2)
1985	Tim Layana (123.2)
1986	Tim Layana (170.2)
1987	Darryl Scott (80)
1988	Steve Surico (96.2)
1989	Darryl Scott (85.1)
1990	Jon Willard (126.7)
1991	Chris Spears (116.0)
1992	Shawn Hammett (95.1)
1993	Shane Bowers (112.2)
1994	Shawn Hammett (108.0)
1995	Shawn Hammett (105.1)
1996	Sandor Demosthenes (98.2)
1997	Jeff Cecchin (83.1)
1998	Michael Schultz (105.2)
1999	Michael Schultz (123.0)
2000	Billy Traber (123.2)
2001	C.J. Wilson (80.1)
2002	Vincent Cordova (78.2)
2003	Vincent Cordova (98.1)
2004	Jeff Stevens (95.0)
2005	Jeff Stevens (107.2)
2006	Brad Meyers (111.1)
2007	Brad Meyers (109.1)
2008	Andy Beal (68.2)
2009	Lee Roberts (103.0)
2010	Alex Gillingham (76.2)
2011	Alex Gillingham (112.0)
2012	Colin Welmon (95.1)
2013	Aaron Griffin (88.0)
2014	Colin Welmon (106.1)

APPEARANCES

1968	--
1969	Bill Barnett (19)
1970	--
1971	--
1972	Rod Volk (31)
1973	Chris Wibberley (23)
1974	Chris Wibberley (27)
1975	Drew Bentz (26)
1976	Drew Bentz (25)
1977	--
1978	Todd Yasin (20)
	Brian Urata (20)
1979	Bob Seus (19)
1980	Bob Seus (24)
1981	Kelly Nicholson (22)
1982	Mark Sewald (22)
1983	Mike Muno (22)
1984	Scott Halverstadt (30)
1985	Tim Layana (25)
1986	Tim Layana (28)
1987	Darryl Scott (34)
1988	Darryl Scott (34)
1989	Darryl Scott (32)
1990	Joe Caruso (32)
1991	Joe Caruso (40)
1992	Shawn Hammett (27)
1993	Jesse Ibarra (21)
	Shawn Hammett (21)
1994	Jesse Ibarra (24)
1995	Shawn Hammett (24)
1996	Jeff Cecchin (22)
1997	Jeff Cecchin (24)
1998	Chris Gray (28)
1999	Chris Gray (24)
2000	Chris Gray (22)
	Justin Abreu (22)
2001	Chris Gray (33)
2002	Kyle Huddy (23)
2003	Joshua Muecke (26)
2004	Gabriel Bueno (30)
2005	Andy Beal (31)
2006	Roberto Torres (25)
2007	Nate Keadle (28)
	Xavier Esquivel (28)
2008	Ernie Cho (24)
	Chris Eusebio (24)
2009	Chris Eusebio (28)
2010	Aaron Griffin (20)
2011	Matt Florer (26)
2012	Aaron Griffin (32)
2013	Carlos Fuentes (25)
2014	Bret Dahlson (31)
	Carlos Fuentes (31)

GAMES STARTED

1968	--
1969	Steve Keller (14)
1970	Dave Sehnem (15)
	Tom Scarlett (15)
1971	Dave Sehnem (13)
1972	Dave Sehnem (13)
1973	Chris Wibberley (17)
1974	Chris Wibberley (15)
1975	Drew Bentz (17)
1976	Drew Bentz (17)
1977	Drew Bentz (17)
1978	Mike Coppess (13)
1979	Mark Horak (15)
1980	Bob Seus (16)
	John Swanson (16)
1981	Jon Mason (15)
1982	Jon Mason (17)
1983	Mark Skelly (16)
1984	Tim Layana (16)
1985	Gus Hein (18)
1986	Mark Stomp (20)
1987	Mike Jones (14)
1988	Steve Surico (19)
1989	Kalani Bush (16)
	Mike McNary (16)
1990	Jon Willard (18)
1991	Chris Spears (20)
1992	Shane Bowers (14)
1993	Shane Bowers (16)
1994	Shawn Hammett (14)
1995	Ryan Graves (16)
1996	Jason Hueth (14)
1997	Rob Green (14)
1998	Billy Traber (17)
1999	Billy Traber (18)
2000	Michael Schultz (18)
2001	Vincent Cordova (14)
2002	Vincent Cordova (11)
	Joshua Muecke (11)
2003	Justin Abreu (15)
	Vincent Cordova (15)
2004	Will Quaglieri (14)
2005	Stephen Kahn (16)
2006	Brad Meyers (15)
2007	Daniel Macias (15)
	Brian Wilson (15)
	Brad Meyers (15)
2008	Andy Beal (12)
2009	Alex Gillingham (13)
	Lee Roberts (13)
2010	Martin Viramontes (14)
2011	Alex Gillingham (14)
	Jason Wheeler (14)
2012	Trevor Megill (15)
2012	Colin Welmon (15)
2013	Aaron Griffin (13)
2014	Patrick McGrath (14)
	Colin Welmon (14)

STRIKEOUTS

1968	Jim Kerker (98)
1969	Steve Keller (89)
1970	Dave Sehnem (95)
1971	Dave Sehnem (83)
1972	Rod Volk (77)
1973	Rod Volk (110)
1974	Chris Wibberley (72)
1975	Drew Bentz (88)
1976	Drew Bentz (108)
1977	Drew Bentz (68)
1978	Mark Horak (54)
1979	Michael Cramer (82)
1980	Bob Seus (86)
1981	John Swanson (72)
1982	Jon Mason (68)
1983	Tim Layana (80)
1984	Tim Layana (79)
1985	Tim Layana (107)
1986	Tim Layana (139)
1987	Darryl Scott (66)
1988	Mike McNary (87)
1989	Darryl Scott (99)
1990	Darryl Scott (90)
1991	Joe Caruso(100)
	Chad Dembisky (100)
1992	Shawn Hammett (52)
1993	Shane Bowers (88)
1994	Shawn Hammett (71)
1995	Shawn Hammett (84)
1996	Sandor Demosthenes (77)
1997	Jeff Cecchin (59)
1998	Michael Schultz (104)
1999	Billy Traber (135)
2000	Billy Traber (156)
2001	C.J. Wilson (72)
2002	Josh Muecke (60)
2003	Kyle Huddy (84)
2004	Stephen Kahn (80)
2005	Jeff Stevens (81)
2006	Andy Beal (66)
2007	Brad Meyers (85)
2008	Andy Beal (55)
	Martin Viramontes (55)
2009	Lee Roberts (91)
2010	Alex Gillingham (63)
2011	Alex Gillingham (78)
2012	Trevor Megill (82)
2013	Aaron Griffin (72)
2014	Colin Welmon (58)

HITS ALLOWED

1968	Jim Kerker (72)
1969	Steve Keller (89)
1970	Dave Sehnem (136)
1971	--
1972	Dave Sehnem (111)
1973	Chris Wibberley (149)
1974	Chris Wibberley (143)
1975	Tom Henderson (140)
1976	Tom Henderson (147)
1977	Drew Bentz (166)
1978	Mike Coppess (89)
1979	Bob Seus (115)
1980	John Swanson (125)
1981	Kelly Nicholson (110)
1982	Bill Culver (89)
1983	Tim Layana (124)
1984	Scott Halverstadt (149)
1985	Gus Hein (145)
1986	Tim Layana (162)
1987	Jeff Goettsch (84)
1988	Mike Jones (100)
1989	Mike McNary (91)
1990	Jon Willard (153)
1991	Chris Spears (147)
1992	Shawn Hammett (137)
1993	Shane Bowers (121)
1994	Andy Collett (124)
1995	Ryan Graves (124)
1996	Jeff Cecchin (82)
1997	Rob Green (74)
1998	Billy Traber (133)
1999	Michael Schultz (138)
2000	Michael Schultz (142)
2001	Vincent Cordova (107)
2002	Vincent Cordova (119)
2003	Vincent Cordova (135)
2004	Will Quaglieri (103)
2005	Jeff Stevens (125)
2006	Andy Beal (119)
2007	Daniel Macias (118)
2008	Andy Beal (88)
2009	Lee Roberts (104)
2010	Martin Viramontes (107)
2011	Jason Wheeler (105)
2012	Colin Welmon (101)
2013	Aaron Griffin (78)
2014	Colin Welmon (89)

RUNS ALLOWED

1968	Jim Kerker (54)
1969	Steve Keller (50)
1970	Dave Sehnem (63)
1971	--
1972	Dave Sehnem (64)
1973	Chris Wibberley (86)
1974	Chris Wibberley (94)
1975	Tom Henderson (77)
1976	Tom Henderson (84)
1977	Drew Bentz (110)
1978	Brian Urata (51)
1979	Bob Seus (80)
1980	Michael Cramer (75)
	Bob Seus (75)
1981	Jon Mason (67)
1982	Mark Sewald (66)
1983	Tim Layana (87)
1984	Tim Layana (83)
1985	Tim Layana (75)
	Gus Hein (75)
1986	Tim Layana (99)
1987	Steve Surico (51)
1988	Mikes Jones (64)
1989	Darryl Scott (58)
1990	Jon Willard (72)
1991	Chad Dembisky (75)
	Chris Spears (75)
1992	Shawn Hammett (91)
1993	Shawn Hammett (72)
1994	Shawn Hammett (81)
1995	Ryan Graves (94)
1996	Jeff Cecchin (120)
1997	Rob Green (99)
1998	Brian Felten (82)
1999	Michael Schultz (83)
2000	Michael Schultz (89)
2001	C.J. Wilson (75)
2002	Kyle Huddy (86)
2003	Vincent Cordova (58)
2004	Jeff Stevens (50)
2005	Stephen Kahn (77)
2006	Andy Beal (66)
2007	Brian Wilson (60)
2008	Lee Roberts (53)
2009	Ernie Cho (61)
2010	Martin Viramontes (79)
2011	Jason Wheeler (50)
2012	Trevor Megill (49)
2013	Aaron Griffin (38)
2014	Patrick McGrath (35)

EARNED RUNS ALLOWED

1968	Steve Keller (44)
1969	Steve Keller (38)
1970	Tom Scarlett (50)
1971	--
1972	Dave Sehnem (50)
1973	Chris Wibberley (65)
1974	Chris Wibberley (72)
1975	Tom Henderson (67)
1976	Tom Henderson (66)
1977	Drew Bentz (76)
1978	Mark Horak (42)
1979	Bob Seus (62)
1980	Michael Cramer (61)
1981	Jon Mason (50)
	Kelly Nicholson (50)
1982	Kelly Nicholson (48)
1983	Tim Layana (67)
1984	Scott Halverstadt (68)
1985	Gus Hein (56)
1986	Tim Layana (83)
1987	Steve Surico (43)
1988	Steve Surico (59)
	Mike Jones (59)
1989	Darryl Scott (52)
1990	Jon Willard (62)
1991	Chris Spears (57)
1992	Shawn Hammett (58)
1993	Shawn Hammett (60)
1994	Ryan Graves (55)
1995	Ryan Graves (78)
1996	Jeff Cecchin (75)
1997	Rob Green (64)
1998	Brian Felten (75)
1999	Michael Schultz (71)
2000	Michael Schultz (75)
2001	C.J. Wilson (62)
2002	Kyle Huddy (79)
2003	Justin Abreu (51)
2004	Will Quaglieri (40)
2005	Stephen Kahn (62)
2006	Andy Beal (56)
2007	Brian Wilson (52)
2008	Andy Beal (43)
2009	Ernie Cho (53)
2010	Martin Viramontes (60)
2011	Jason Wheeler (44)
2012	Colin Welmon (41)
2013	Aaron Griffin (30)
2014	Patrick McGrath (33)

WALKS

1968	Jim Kerker (59)
1969	Steve Keller (67)
1970	Tom Scarlett (45)
1971	--
1972	Jim McNaught (65)
1973	Rod Volk (63)
1974	Rod Volk (59)
	Chris Wibberley (59)
1975	Drew Bentz (68)
1976	Drew Bentz (55)
1977	Drew Bentz (59)
1978	Bob Seus (40)
1979	Michael Cramer (67)
1980	Michael Cramer (74)
1981	Jon Mason (79)
1982	Jon Mason (78)
1983	Mike Muno (66)
1984	Tim Layana (63)
1985	Tim Layana (43)
1986	Tim Layana (67)
1987	Mike Jones (52)
1988	Mike McNary (74)
1989	Steve Surico (50)
1990	Steve Surico (77)
1991	Joe Caruso (45)
1992	R.J. Kirkland (62)
1993	Shawn Hammett (44)
1994	Ryan Graves (50)
1995	Ryan Graves (52)
1996	Jason Hueth (52)
1997	Rob Green (48)
1998	Michael Schultz (47)
1999	Michael Schultz (64)
2000	Michael Schultz (54)
2001	C.J. Wilson (53)
2002	Kyle Huddy (37)
2003	Kyle Huddy (42)
2004	Jeff Stevens (46)
2005	Stephen Kahn (55)
2006	Andy Beal (33)
2007	Brian Wilson (46)
2008	Martin Viramontes (28)
2009	Ernie Cho (37)
2010	Martin Viramontes (37)
2011	Alex Gillingham (24)
	Jason Wheeler (24)
2012	John Lally (27)
2013	Colin Welmon (25)
2014	Carlos Fuentes (26)

BATTING AVERAGE AGAINST

1968	--
1969	--
1970	--
1971	--
1972	Ernie Martin (.214)
1973	Jim Alliston (.223)
1974	Rod Volk (.231)
1975	--
1976	--
1977	--
1978	--
1979	--
1980	Tom Croal (.200)
1981	John Swanson (.222)
1982	Jon Mason (.175)
1983	Mark Skelly (.235)
1984	Tim Layana (.224)
1985	Tim Layana (.251)
1986	Jeff Goettsch (.242)
1987	Mike Jones (.244)
1988	--
1989	Brian Clancy (.244)
1990	Darryl Scott (.255)
1991	Joe Caruso (.273)
1992	Brian Fitzgerald (.284)
1993	Jesse Ibarra (.250)
1994	Jesse Ibarra (.228)
1995	Andy Collett (.207)
1996	Chuck Eggert (.244)
1997	Jeff Cecchin (.292)
1998	Michael Schultz (.262)
1999	Michael Schultz (.282)
2000	Billy Traber (.265)
2001	James Clelland (.313)
2002	Kyle Huddy (.311)
2003	Kyle Huddy (.254)
2004	Jeff Stevens (.263)
2005	Andy Beal (.261)
2006	Brad Meyers (.276)
2007	Xavier Esquivel (.270)
2008	Nate Keadle (.296)
2009	Lee Roberts (.265)
2010	John Lally (.312)
2011	Alex Gillingham (.247)
2012	Ryan Hawthorne (.222)
2013	Trevor Megill (.188)
2014	Tim Peabody (.202)

GAMES FINISHED

1998	--
1999	Brian Felten (11)
2000	James Clelland (14)
2001	C.J. Wilson (9)
	James Clelland (9)
2002	David Barba (8)
2003	Stephen Kahn (13)
2004	Erik Reyes (8)
2005	Blake Feaser (11)
	Ezequiel Ruvalcaba (11)
2006	Lee Roberts (12)
2007	Ezequiel Ruvalcaba (9)
2008	Xavier Esquivel (12)
2009	Xavier Esquivel (18)
2010	Chris Eusebio (17)
2011	Ryan Hawthorne (17)
2012	Bret Dahlson (20)
2013	Bret Dahlson (18)
2014	Bret Dahlson (22)

WILD PITCHES

1968	Jim Kerker (9)
1969	--
1970	Tom Scarlett (6)
1971	--
1972	Jim McNaught (15)
1973	Art Bordley (11)
1974	Chris Wibberley (10)
1975	Stu Livingstone (6)
1976	Drew Bentz (2)
	Stu Livingstone (2)
1977	Drew Bentz (4)
1978	Todd Yasin (3)
1979	Michael Cramer (3)
	Bob Seus (3)
	Bob Thomason (3)
1980	--
1981	Tom Croal (10)
1982	Jon Mason (10)
1983	Tim Layana (9)
1984	Matt Nutter (10)
1985	Tim Layana (5)
1986	Tim Layana (10)
1987	Steve Surico (6)
1988	Steve Surico (5)
1989	Steve Surico (11)
1990	Steve Surico (17)
1991	Joe Caruso (16)
1992	Shane Bowers (17)
1993	Shane Bowers (11)
1994	Ryan Graves (13)
1995	Sandor Demosthenes (12)
1996	Sandor Demosthenes (20)
1997	Rob Green (19)
1998	Michael Schultz (9)
1999	Billy Traber (7)
	Michael Schultz (7)
2000	Michael Schultz (10)
2001	Brian Felten (7)
2002	Joshua Muecke (8)
	Kyle Huddy (8)
2003	Jeff Stevens (10)
2004	Stephen Kahn (12)
2005	Stephen Kahn (20)
2006	Brian Wilson (11)
2007	Brian Wilson (11)
2008	Mike Kenney (7)
	Xavier Esquivel (7)
2009	John Lally (5)
2010	Martin Viramontes (9)
2011	John Lally (5)
	Jason Wheeler (5)
2012	Trevor Megill (6)
2013	Aaron Griffin (7)
2014	Carlos Fuentes (8)

HIT BATTERS

1968	Jim Kerker (7)
1969	--
1970	Bill Barnett (6)
1971	--
1972	Tom Scarlett (4)
1973	Rod Volk (3)
1974	Rod Volk (5)
1975	Dennis Sandoval (3)
	Tom Henderson (3)
1976	Drew Bentz (2)
	Todd Yasin (2)
	Tom Henderson (2)
1977	Brian Urata (3)
	James Dean (3)
1978	Mark Horak (13)
1979	Mark Horak (8)
1980	--
1981	Jon Mason (10)
1982	Bill Culver (8)
	Jon Mason (8)
1983	Tim Layana (7)
	Mark Skelly (7)
1984	Chris Ipsen (11)
1985	Chris Ipsen (6)
1986	Tim Layana (11)
1987	Jeff Goettsch (7)
1988	Scott Neill (3)
1989	Joe Caruso (4)
	Kalani Bush (4)
1990	Joe Caruso (9)
1991	Joe Caruso (10)
1992	Shane Bowers (13)
1993	Shane Bowers (13)
1994	Shawn Hammett (19)
1995	Ryan Graves (8)
1996	Jeff Cecchin (9)
1997	Jeff Cecchin (11)
1998	Jeff Cecchin (13)
1999	Billy Traber (12)
2000	Michael Schultz (11)
2001	Chris Gray (12)
2002	Kevin Jenson (10)
2003	Justin Abreu (12)
2004	Jeff Stevens (7)
2005	Stephen Kahn (9)
	Kyle Huddy (9)
2006	Andy Beal (9)
2007	Brian Wilson (17)
2008	Russell Lowell (8)
	Andy Beal (8)
2009	Alex Gillingham (12)
	Ramiro Carreon (12)
2010	Alex Gillingham (12)
2011	Alex Gillingham (10)
2012	Aaron Griffin (11)
2013	Carlos Fuentes (11)
	Colin Welmon (11)
2014	Carlos Fuentes (12)

FIELDING STATISTICS

CHANCES

1991	Joe Ciccarella (502)
1992	Anthony Napolitano (307)
1993	Anthony Napolitano (470)
1994	Anthony Napolitano (532)
1995	Andy Collett (450)
1996	Travis Wilson (387)
1997	Mark Veronda (276)
1998	Curt Fiore (399)
1999	Scott Walter (492)
2000	Kris Zacuto (500)
2001	Kris Zacuto (434)
2002	Tommy Perez (400)
2003	Jonathan Higashi (444)
2004	Jonathan Higashi (371)
2005	A.J. LaMonda (348)
2006	A.J. LaMonda (368)
2007	Sean Dovel (301)
2008	Ryan Wheeler (412)
2009	Ryan Wheeler (564)
2010	Alex Guthrie (411)
2011	Bret Dahlson (385)
2012	Colton Plaia (441)
2013	Colton Plaia (408)
2014	Tommy Cheek (527)

ERRORS

1991	Chris Gomez (20)
1992	Greg Carl (31)
1993	Jeff Ciccarella (16)
	Ryan Ott (16)
1994	Marc Mirizzi (25)
1995	Marc Mirizzi (20)
1996	Chad Ohira (25)
1997	Curt Fiore (23)
1998	Kevin Gustorf (22)
1999	Tommy Perez (15)
2000	Tommy Perez (16)
2001	Mario Cordero (15)
	Mark Carroll (15)
2002	Jonathan Oller (17)
2003	Jonathan Oller (11)
2004	Billy Lockin (17)
2005	Kyle Mura (14)
2006	Casey Gordon (11)
	Kyle Mura (11)
2007	Michael Glomb (13)
2008	Kyle Spraker (16)
2009	Shon Roe (22)
2010	Shon Roe (17)
2011	Shon Roe (15)
2012	Joey Boney (10)
	Scott Harkin (10)
2013	David Edwards (14)
2014	Ted Boeke (10)
	David Edwards (10)
	David Fletcher (10)

ASSISTS

1991	Chris Gomez (168)
1992	Greg Carl (163)
1993	Greg Carl (109)
1994	Greg Bergerson (179)
1995	Marc Mirizzi (187)
1996	Kevin Gustorf (160)
1997	Kevin Gustorf (132)
1998	Kevin Hook (178)
1999	Anthony Angel (155)
2000	Mario Cordero (142)
2001	Mario Cordero (123)
2002	Billy Lockin (136)
2003	Billy Lockin (130)
2004	Billy Lockin (154)
2005	Eric Farris (104)
2006	Eric Farris (154)
2007	Eric Farris (173)
2008	Kyle Spraker (165)
2009	Jonathan Johnson (195)
2010	Jonathan Johnson (161)
2011	Jonathan Johnson (150)
2012	Alex Guthrie (137)
2013	David Edwards (118)
2014	David Fletcher (190)

PUTOUTS

1991	Joe Ciccarella (464)
1992	Anthony Napolitano (278)
1993	Anthony Napolitano (432)
1994	Anthony Napolitano (492)
1995	Andy Collett (387)
1996	Travis Wilson (310)
1997	Mark Veronda (204)
1998	Curt Fiore (356)
1999	Scott Walter (441)
2000	Kris Zacuto (451)
2001	Kris Zacuto (378)
2002	Tommy Perez (334)
2003	Jonathan Higashi (401)
2004	Jonathan Higashi (331)
2005	A.J. LaMonda (313)
2006	A.J. LaMonda (324)
2007	Sean Dovel (267)
2008	Ryan Wheeler (352)
2009	Ryan Wheeler (515)
2010	Alex Guthrie (329)
2011	Bret Dahlson (351)
2012	Colton Plaia (363)
2013	Colton Plaia (352)
2014	Tommy Cheek (494)

PASSED BALLS

1998	Scott Walter (5)
1999	Scott Walter (13)
2000	Scott Walter (9)
2001	Jonathan Higashi (5)
2002	Jonathan Higashi (7)
2003	Jonathan Higashi (10)
2004	Brady Koch (4)
2005	Sean Dovel (9)
2006	Sean Dovel (9)
2007	Sean Dovel (9)
2008	Sean Dovel (2)
2009	Ollie Enos (3)
2010	Matt Koch (6)
2011	Matt Koch (4)
2012	Colton Plaia (7)
2013	Colton Plaia (5)
2014	Kevin Garcia (4)

2015 LMU BASEBALL

THIS IS LMU

LEARN. LEAD. SERVE.

Maybe that we're the only Catholic University in Los Angeles and one of the world's renowned Jesuit institutions, a group that includes 28 universities in the United States and over 100 schools worldwide.

Or, maybe, it is that Loyola Marymount University has been called a Hidden Gem by the *Washington Post* and ranked among the Best in the West by *U.S. News & World Report*.

Or that our serene campus, overlooking Marina del Rey and the Pacific Ocean, offers one of the most exhilarating academic locations anywhere.

Or that our seven colleges, all connected to Los Angeles, enable students to make current contacts in technology, business, politics, art, music, and naturally, the entertainment industry.

Yet there's something more to consider. If you're looking for a place to acquire facts and skills that will help you get along in the world, you have many choices. But if you're looking for a place where there is more, a place that strives for the education of the whole person, LMU may be the place for you.

At LMU, we inspire you to take ideas apart and learn how they fit together. You'll test your limits, forge enduring friendships, promote justice and become a contributing citizen of the world.

Our curriculum is broad and deep. Our pace is demanding. Our expectations are high. Our plans are ambitious. And for over 100 years, we have been looking for curious, accomplished, enterprising, visionary students to learn, lead and serve.

A PROMISING FUTURE

The Chronicle of Higher Education notes that at Jesuit institutions, this precept "translates into a large amount of individual attention from faculty members and accessibility to high-level administrators, including the president." At LMU, students don't simply benefit from cura personalis; they practice it, too, carrying out the Jesuit ideal of "men and women for others." The Marymount sisters contribute a history of educating women and teaching through the arts, with a deliberately international perspective that encourages respect for all cultures. LMU brings these gifts together in seven colleges:

- **Business Administration**
- **Communications and Fine Arts**
- **Film and Television**
- **Liberal Arts**
- **Science and Engineering**
- **School of Education**
- **Loyola Law School**

THE MAJORS

BELLARMINE COLLEGE OF LIBERAL ARTS
African American Studies, BA
Asian and Pacific Studies, BA
Chicana/o Studies, BA
Classics, BA
Classical Civilizations, BA
Economics, BA
English, BA
European Studies, BA
French, BA
History, BA
Humanities, BA
Latin, BA
Liberal Studies (Elementary Education), BA
Modern Languages & Literatures, BA
Philosophy, BA
Political Science, BA
Pre-Journalism, Certificate
Pre-Law, Advisory Program
Psychology, BA
Sociology, BA
Spanish, BA
Theological Studies, BA
Urban Studies, BA
Women's Studies, BA

FRANK R. SEAVER COLLEGE OF SCIENCE AND ENGINEERING
Applied Mathematics, BS, BA
Athletic Training, BS
Biochemistry, BS
Biology, BS
Chemistry, BS
Civil Engineering, BSE (BS in Engineering)
Computer Science, BS
Electrical Engineering, BSE
Environmental Science, BS
Health and Human Sciences, BS
Mathematics, BA, BS
Mechanical Engineering, BSE
Physics or Engineering Physics, BS
Premedical and Other Health Professions Program

COLLEGE OF BUSINESS ADMINISTRATION
Accounting, BS
Entrepreneurship, BBA
Applied Info. Management Systems, BS
Finance, BBA
Management, BBA
Marketing, BBA

COLLEGE OF COMMUNICATION AND FINE ARTS
Art History, BA
Communication Studies, BA
Dance, BA
Music, BA
Studio Arts, BA
Theatre Arts, BA

SCHOOL OF FILM AND TELEVISION
Animation, BA
Recording Arts, BA
Screenwriting, BA
Production (Film and Television), BA

SCHOOL OF EDUCATION
Teaching Credential Programs



A SOLID FOUNDATION

UNIVERSITY MISSION AND IDENTITY

Loyola Marymount's Mission and Goals Statement, approved by the Board of Trustees in 1990, succinctly states in its preamble the university's three-fold mission:

* The encouragement of learning
* The education of the whole person
* The service of faith & promotion of justice

These often quoted phrases are at the heart of the campus community's communal self-understanding. When unpacked, they tell us much about LMU's identity as a Catholic, Jesuit/Marymount university.

DEVELOPING THE WHOLE PERSON

LMU is about the whole person, and when it comes to providing friends and mentors to be a part of that mission, you won't find a university surpassing LMU. The campus population comes from all 50 states and 70 countries. Better still, LMU offers the opportunity for students to hone their skills and help them find like-minded colleagues for life. More than 3,200 students live in 19 residence halls and apartments on campus. There are over 140 active clubs and organizations, and a Greek community with 15 local chapters. Our students volunteer more than 175,000 service hours a year with 350 community organizations.



THE LION EXPERIENCE

A HELPING HAND

Loyola Marymount University is dedicated to the education and development of the whole person, the pursuit of academic excellence, advancement of scholarship, the service of faith, and the promotion of justice. As a Catholic institution, the University takes its fundamental inspiration from the Jesuit and Marymount traditions of its founding religious orders. Loyola Marymount University seeks to foster in each member of its community respect for the dignity of the individual, a devotion to intellectual and spiritual life, an appreciation for diversity, and a thirst for justice in all endeavors. Loyola Marymount University strives to send forth "men and women for others," to lead and to serve.

Students who choose LMU for higher learning receive a world-class education on a campus known for its athletic excellence. The LMU Athletics Department is committed to assisting student-athletes achieve their full potential both academically and athletically.

The Student-Athlete Services staff supports all student-athletes in their academic and personal development. The staff provides guidance to each LMU student-athlete in their transition from high school student to college student-athlete.

THE LION EXPERIENCE
PREPARED FOR TOMORROW

LMU has a proud reputation of academic excellence among its student-athletes. According to the NCAA's Graduation Success Rate (GSR) compiled in the 2013-14 school year, for the entering Cohort of 2007 (entered LMU in fall 2007), LMU Athletics posted a rate of 91 percent. Additionally, the Lions posted a Federal Graduation Rate of 71 percent for those student-athletes, on Athletics aid, who exhausted their eligibility. Higher than the national student rate of 65 percent. Here is a look at some of the academic marks from 2013-14:

- 198 National Scholar-Athletes
- A perfect 100 GSR Rate in men's basketball, men's tennis, men's track, women's tennis, women's track, women's water polo.
- There were 395 student-athletes who participated on 19 teams in the fall of 2013: 11 programs and 215 student-athletes (54%) had over a 3.0 GPA or better.
- The department GPA for Fall 2013 was 3.024, and the women's team average was over a 3.0 GPA for the 26th consecutive semester. Seven of the 10 women's teams had 3.0 GPAs, including women's cheer, who captured the team GPA award for the fall, earning a 3.38 GPA.
- A trio of LMU programs, men's soccer, women's swimming and women's indoor track, received NCAA Academic Progress Rate (APR) Public Recognition awards as the NCAA recognized Division I athletic teams for outstanding APR scores. LMU women's swimming was lauded for the fifth time (fourth straight year), while women's indoor track took home the honor for the third straight year. Men's soccer, which won the 2013 WCC Championship, received the recognition for the first time.

GRADUATION RATES

In the latest release by the NCAA, LMU's GSR (Graduation Success Rate) is one of the best, not only in the West Coast Conference, but in the nation. As a whole, the Lions posted a GSR of 91 and a Federal Graduaton Rate of 71, which is higher than the national student-athlete rates and the graduation rate of the general student body.

The Rates:

LMU Student-Athlete GSR 91%
NCAA Student-Athlete GSR 82%
National Federal Student GSR 65%
LMU Student-Athlete Federal Rate 71%
All Student-Athlete Federal Rate 66%

DISTINCTIONS

- LMU ranks 3rd in "Best Universities with Master's Programs in the West." *U.S. News & World Report, 2015*
- School of Film and Television ranks 8th nationally *The Hollywood Reporter, 2014*
- LMU places 34th in the West and 183rd overall. *Forbes' guide to "America's Top Colleges," 2015*
- School of Education ranks 70th out of 356 in "Best Graduate Schools" *U.S. News & World Report, 2015*
- Loyola Law is 3rd for trial advocacy programs and 6th for tax law. *U.S. News & World Report, 2015*
- College of Business Administrations' Entrepreneurship Program ranks 14th and the Accounting/Makerting Program ranks 19th. *U.S. News & World Report, 2015*



LMU

Where the Lions Live

Grab your sunscreen and your towel, because LA has more than 50 miles of coastline and 33 public beaches, so you can always find a stretch of sand to snatch and plenty of waves to catch. But don't forget your appetite, an extra suitcase and a sense of adventure, because LA's coastal cities are more than just a bunch of pretty places. From the quiet enclaves of Playa del Rey and Marina del Rey just minutes from the LMU campus, to the funky ambience of Venice with its offbeat street performers, each of these waterfront wonders offers its own personality and its own take on dining, shopping, attractions and activities.

Discover Los Angeles
-The Los Angeles Convention & Visitors Bureau

A Better L.A. is Our Business
- Los Angeles Area Chamber of Commerce

The City of Los Angeles
- Official website of the City of Los Angeles

California: Find Yourself Here
- California Travel & Tourism Commission

Where the Lions Play

The athletics facilities at Loyola Marymount University have seen a little of everything in the almost 70 years while in its current Westchester location. From the 1984 Olympic games to LMU basketball to the World Cup and everything in between, the LMU athletics facilities have become home to the best and it continues to get better.

Thanks to continued commitment by the University, the Athletics Complex over a three-year period will show lots of growth. It started in the summer of 2008 when the University allocated office and meeting space to Lion Athletics within the Dorothy and Thomas E. Leavey Center on the Westchester campus. The Leavey Center is home to 15 of the Lions' 22 varsity programs in the newly remodeled and modern office complex and it continues today with the opening of the brand new Lions Athletic Center in April of 2011.

Gersten Pavilion

Lions Athletic Center

Leavey Center

Page Stadium

Sullivan Field

Burns Aquatics Center

Smith Field

LMU Tennis Center

Higgins Short Game Center

Jane Bove Browne Boathouse

TOGETHER
We are LMU Lions...

ATHLETICS' MISSION STATEMENT

The mission of the department is to provide an environment for student-athlete development that supports the pursuit of the highest level of success athletically and academically for the growth of the whole person in the tradition of the Jesuit and Marymount ideals. The purpose of the Intercollegiate Athletics Program at Loyola Marymount University is to support the overall mission, goals and objectives of the University by complimenting its primary academic pursuits with championship sports programs. Additionally, Loyola Marymount University Athletics supports "Pursuing Victory with Honor."

LMU
LIONS ATHLETIC FUND

And we do it together. More than 400 student-athletes, hundreds of faculty and staff throughout campus, countless alums and fans world wide join together to become LMU Lions. It's a "GO LIONS" for a greeting. Its the historic tradition of Hank's House. It's the new tradition of night games for Sullivan and Page. It's the Bluff. University Hall. It's a family. It's what pride looks like. Be part of the pride and JOIN

THE LIONS ATHLETIC FUND

Support provides assistance to the annual needs of Loyola Marymount University's 22 intercollegiate teams through scholarships and team support, allowing the Lions, US, to achieve the highest level of success both athletically and academically. Together WE ARE LMU Lions... join the pride today.

Visit: LMULions.com/WEARELMU

History of LMU Athletics
The Next 100...

The 2011-12 academic year and athletic season marked the 100th year of Loyola Marymount University. From the very beginning, LMU has established a history of champions. In the 1930s it was three straight ice hockey championships. In the 1940s the legendary Pete Newell played for the Lions and the rivalry with Pepperdine (1941) began. The 1950s saw Bob Boyd win the NCAA title in the 100-yard dash. The 1960s saw the Lions win their first basketball championship, and one of their first Olympians, rower Hugh Miller Foley (1964). In the 1970s, Loyola and Marymount colleges merged and saw women's sports begin their dominate history, including a pair of tennis championships (1977, 78). LMU then exploded in the 1980s with more individual national champions (Therese Kozlowki in cross country) and more Olympians (Paul Sunderland men's volleyball gold medal in 1984). The decade also included LMU's trip to the College World Series (1986) and two women's rowing Varsity Four National Titles (1981, 86). The 1990s started with one of the most memorable moments in sports history with the men's basketball run to the NCAA Elite Eight in the 1989-90 season. Women's volleyball became the first program to win three straight WCC titles (1994, 95, 96), thanks in part to Olympian and All-American Sarah Noriega. Baseball would end the 1990s with three straight titles, the final coming in 2000. Then came the past decade, as the Lions won more titles (22) than the previous 70 years combined. Leading the way were the men and women's water polo programs, winning a combined 15 titles, including five straight (2001-05) and eight in 10 years by women's water polo.

1910-1930

Loyola College was founded in 1911 as an outgrowth of St. Vincent's College, the first college in Los Angeles. In 1924 the College opened a new gym on the old St. Vincent's campus. A year later the Lions post the first season with double-digit wins in basketball, going 10-7 in the 1924-25 season. Coached by Harold "Bill" Hess, the Lions had wins over Woodbury Business College, Cal Tech and the Hollywood All-Stars. In the fall of 1925, George Casey became the third head coach of St. Vincent's, finishing his only year as coach 6-5. In 1926 the school played in its first overtime game, a 20-16 loss to Whittier. They win their first overtime game a year later, a 16-14 victory against California Christian College. Then in 1928, the then Loyola College moved to its current location on the Westchester bluff and two years later became Loyola University. Loyola Law School, located in downtown Los Angeles, was founded in 1920.

1930s

In the 1930s Loyola established its new campus on the bluff in Westchester while basketball greats Pete Newell and Phil Woolpert began their legendary careers as Lions. While Loyola discontinues the men's basketball program for four seasons during the great depression, it is hockey of all sports that emerges as Loyola's top program, thanks in large part to the use of its football players as hockey players. The first college hockey league started in 1927 and while increasing in popularity, it became part of the official athletic program of multiple southern California schools, thus the formation of the Southern California Intercollegiate Hockey League. USC dominated the league, winning 36 straight before Loyola, led by Head Coach Tom Lieb, snapped that streak on March 6 of 1932, beginning one of the fiercer rivalries of its day. Then in the 1934-35 season, the Lions knocked off USC in the prestigious Yosemite Tournament for the first time and then went on to defeat the Trojans for Loyola's first conference crown. As the league grew, the main attraction continued to be the games between Loyola and USC, "as the two teams were in a class by themselves." The 1935-36 season was the year college hockey really caught on. The final game between Loyola and USC for the Pacific Coast title was a double-overtime thriller in front of 4,000 fans. The Lions won their second PCHC championship in a row. The Lions would then win their third league title in a row in a three-game playoff in 1937, winning two games to one. With World War II on the horizon, Loyola would drop hockey in 1941 and college hockey in Southern California would slowly break apart. The end of the decade would see two Hall of Famers finish their careers on the hardwood. Both Pete Newell and Phil Woolpert



suited up for the Lions. The two Loyola greats went on to become legends in the coaching profession, leading college teams to NCAA National Championships. Both are in the Basketball Hall of Fame.

1940s

In 1941, the Lions face in-town rival Pepperdine for the first time in the two program's histories. They faced each other twice in the 1940-41 season, with Loyola winning both, 30-18 and 43-23. In 1948-49, Loyola went on to its first 20-win season, posting a 22-14 record under coach Scotty McDonald. The Lions would see their longest winning streak at that time of 10 games. The season included the first game in Alumni Gymnasium, the Lions' home until the 1981-82 season when the Lions moved to Gersten Pavilion.

1950s

The 1950s started with one of the best football seasons in school history as the team, led by future NFL star Don Klosterman, finished the season 8-1, losing to Santa Clara 28-26 and missing out on a trip to the Orange Bowl. Klosterman would go on to earn All-America honors in 1952. A member of that team, Bob Boyd, former Loyola football and track great, captured the 1950 NCAA men's track championship in the 100-yard dash. He later played seven seasons as a tight end for the NFL's Los Angeles Rams, helping the team to the 1951 World Title. The Lions men's basketball team advanced to their first collegiate sponsored postseason tournament, competing for the NAIA National Championship. The Lions posted a 16-9 record and were selected to participate in the NAIA Tournament where they faced San Francisco State in the first round. With a 57-56 win, the Lions moved on to face Southwestern (KS) in the second round. Southwestern won, 83-79. Then in 1956, the Lions joined the California Basketball Association, which two years later formed the West Coast Athletic Conference. Loyola finished the CBA with a 9-5 record, second in the conference.

1960s

In 1960, Loyola men's basketball tied for first with a 9-3 record in the West Coast Athletic Conference. The title was shared with Santa Clara, who defeated the Lions in a playoff game to end the season. The Lions closed the regular season with eight straight wins. Then in 1961, LMU basketball had a record-breaking season for the Lions, earning their second 20-win season, finishing 20-7 overall and earning their first-ever out-right WCAC title with a 10-2 mark. Loyola started the season 3-4, but responded with 17 wins in their final 20 games, including a nine-game winning streak. It was the Lions' first trip to the NCAA tournament, a date in the Far West Regional at Portland. The Lions fell to Utah, 91-75 in the first round, and fell to the consolation bracket. Utah, who Loyola de-







feated in exhibition play 85-64 earlier in the season, went on to the Final Four. Loyola defeated USC, 69-67, to earn their 20th win of the season. It was head coach William Donovan's final year at the helm of the Lions. In his eight years as coach, he earned 107 wins, the most among all LMU coaches. In 1964 Hugh Miller Foley rowed in the 1964 Olympics. He was a member of the Rowing Eight with Coxswain Team that won the Gold Medal. In 1968, NBA coach Rick Adelman finished his three-year playing career with 1,425 points, averaging 18.8 points in his career at LMU. The 1960s ended with the final curtain call of the football team as they went on to win the 1969 National Club Football National championship with an 8-1 record.

1970s

The University merged with Marymount College to become Loyola Marymount University and in 1971 women's athletics begins to appear. The Association for Intercollegiate Athletics for Women is formed to plan, govern and promote the growing number of college tournaments for women athletes. That same year the five-player, full-court game and the 30-second shot clock is introduced to women's basketball. And then one year later, one of the most important pieces of legislation for women's athletics is put into place as Congress passes Title IX, setting into motion the Lions success to come in women's sports. Title IX officially went into effect on June 21, 1975. In 1973, Marv Wood's baseball squad brought LMU its first West Coast Conference Championship after a 13-game win streak allowed the Lions to clinch the title on the final weekend of the season over second place Santa Clara. USC knocked off the Lions and Cal State Los Angeles in the NCAA District 8 regionals and eventually won its fourth consecutive national championship. In 1976 the first full scholarship for a female is given and LMU adds its first varsity program in Women's Tennis as alum Jamie Sanchez begins the program with a 13-6 record. They went on to win a conference championship (AIAW), the first in women's programs at LMU. They went 10-0 and won the title in 1977 and 1978 as they combined for a record of 28-2 in conference play.

1980s

The decade started with men's basketball earning a bid to the NCAA West Regional, losing to Arizona State in the first round, 99-71.

Then in 1981, with the opportunity for women to compete at the collegiate level, LMU athletes waste no time in making their mark. Terese Kozlowski ran a time of 17:34.9 to win the 1981 AIAW Individual National Championship in cross country while women's volleyball begins as a varsity program at LMU with the NCAA hosting as a championship in 1981. The banner year continued as the Women's Rowing Varsity Four team won the 1980-81 National Championship and the brand new Gersten Pavilion opened as home to the Lions and went on to host events with the 1984 Summer Olympic Games in Los Angeles. The year prior to the Olympics, the NCAA takes over women's sports as the National Association for Intercollegiate Athletics for Women (AIAW) is dissolved. In women's tennis, the Lions finished 12th in the nation in their division as Debbie Delgado is the first recipient of All-American status.

Paul Sunderland, who played both volleyball and basketball at LMU, went on to earn All-America honors in volleyball at LMU and then played 10 years on the U.S. National Volleyball Team, earning U.S. Player of the Year honors three times (1978, 79, 82). He played in the 1978 and 1982 World Championships and then as a member of the 1984 U.S. Olympic Team, he helped the team to the Gold Medal.



Paul Westhead is hired as head coach of the men's basketball team, replacing Ed Goorjian, who coached from 1980-1985. In his first season, he leads the Lions back to the postseason for the first time since 1980. In 1985, US International and LMU begin a four-year series that would result in the highest-scoring games in NCAA history. After defeating USIU 84-65 in January of 1985, the "track meets" would begin. In Westhead's first season in 1985-86, the Lions would defeat USIU 151-107.

The 1986 LMU baseball team had the best season in program history. It was also one of the best overall seasons of all time for LMU Athletics. Following a 1985 season in which the Lions did not have a winning record at 27-28, the program performed one of the best turnarounds in LMU athletics history. They finished the season with a program-best 50 wins and wrapped up the season at 50-15, a 23-game improvement from the previous year. LMU produced a 13-game winning streak from March 21 through April 11, and won 20 of 21 games in the middle of the season. With the winning streak came the nation's top ranking by the ESPN/Collegiate Baseball National Poll. The Lions never looked back, finishing tied with Pepperdine for first place in the West Coast Athletic Conference at 19-5, setting up a one-game playoff to determine the conference's automatic bid to the NCAA Regional. Played at Jackie Robinson Stadium on the campus of UCLA, the Lions defeated the Waves 14-9 to earn the bid to the NCAA West Regional. LMU would reel off its next four games, fighting through four separate elimination games to earn a bid to the school's first appearance in the College World Series. On May 30, the Lions opened up their first World Series trip with a 4-3 win over perennial power LSU, to earn a two-day rest and play in the winner's bracket. The Lions played the University of Arizona on June 2 and lost a heartbreaker 7-5 to drop to the elimination bracket to face Oklahoma State. The Cowboys were too much for the Lions, as they went on to an 11-5 win. Tim Layana was a member of the 1990 World Series Champion Cincinnati Reds. The Lions would return to the postseason in 1987, 1988 and 1989.

Concluding the 1985-86 season, men's basketball found themselves in the NIT for the first time in school history. Traveling to Berkeley, Calif., to face the Bears in the first round, the Lions would begin a successful end to the 1980s decade that made a habit of winning in the postseason. The Lions defeated Cal 80-75 to advance in a postseason tournament. LMU would fall to Wyoming 99-90 to end Westhead's first season at 19-11 and 10-4 in the WCAC (second).

Also in 1986, the women's volleyball team won the WCC and advanced to the NCAAs, where they topped UCLA in first round action before falling to Stanford in the second round. The Lions finished the 1986 season 24-8 and 10-2 in WCC play in their final season under Coach Nancy Fortner.

One year later, the Hank Gathers and Bo Kimble era of Lions' basketball began with a 114-78 win over Tennessee Tech. The season would finish as the Lions' best in winning percentage, finishing with a 28-4 mark and a perfect 14-0 in the WCAC. The 1987-88 season would include a 25-game winning streak, the best in school history. The fast-break offense began to take hold, as the Lions scored in triple figures in all but nine of their 32 games. The Lions would clinch their first WCAC regular season championship since the '60s and their first Tournament Championship with a 104-96 win over Santa Clara in the WCAC Championship game. LMU advances to the NCAA tournament, and earns its first win in the "Big Dance," a 119-115 win over Wyoming, who two years earlier knocked the Lions out of the NIT. Playing in the West Sub-Regional in Salt Lake City, Utah, LMU would be a surprise oppo-

nent in the second round against power North Carolina. The Tar Heels would dismiss the Lions 123-97.

The Lions earned their second consecutive WCAC Tournament Championship in 1989 with another win over Santa Clara, 75-70. The Lions finished 20-11 on the season, following a 120-101 loss to Arkansas in the first round of the NCAA tournament in the Midwest Region held at the Hoosier Dome in Indianapolis.

The 1980s would conclude with another national title as the women's rowing varsity four took home their second national championship.

1990s

The 1990s started the way the 80s ended, fast. In addition to their 28 games scoring in triple digits, men's basketball earned its third straight WCC title and trip to the NCAA tournament. In finishing 26-6, the Lions advanced further than any team in school history by reaching the Elite Eight in the NCAA Championships. However, tragedy marked the Lions' Cinderella run. On March 4, 1990 in the second round of the WCC Tournament, the Lions took a 25-13 lead on Portland following All-American Hank Gathers' dunk on an alley-oop from Terrell Lowery. Gathers would collapse to the floor and would not regain consciousness. Gathers would be pronounced dead later that evening at Marina del Rey's Daniel Freeman Hospital. The WCC Tournament would be cancelled and the Lions would be named champion, earning the automatic bid to the NCAA tournament. A long shot and seeded No. 11 in the West Region, the Lions went on to beat New Mexico State, defending national champion Michigan and Alabama before falling to the eventual national champions, UNLV, 131-101. The run in the 1990 tournament will long be remembered, however, with the image of Gathers' teammate and longtime friend Bo Kimble shooting the first free throw left-handed - a switch from his normal right-handed shot. Kimble made every shot he took left-handed.

Months after basketball's historic run, baseball captured sole possession of the league title for the first time in 17 years, LMU breezed to its third consecutive postseason appearance. The Lions posted 45 wins, the second-highest total in school history. LMU representatives were honored with WCC Player of the Year, Newcomer of the Year and Coach of the Year accolades by the league.

In the fall of 1991, Gina Eron becomes the first Lion to win the West Coast Conference individual title by running a time of 19:15 and men's crew wins the Light Weight Four Pacific Coast Championship. Two years later, women's volleyball accumulated a 23-7 overall record and finished second in the WCC (11-3). For the first time in program history, LMU entered the nation's top-25, ranked No. 24 in the AVCA Coaches' Poll and No. 22 by Volleyball Monthly. The glimpse of success in 1993 opened the door to the Lions dominating the WCC in women's volleyball for the next three seasons. In 1994, they garnered the first of three consecutive WCC Championships with a 19-10 overall mark and a 12-2 conference record, earning a NCAA tournament appearance. Head Coach Steve Stratos then led LMU to its second straight WCC title and NCAA tournament appearance in 1995 with a perfect 14-0 record, the first in school history.



A year later, Stratos and the West Coast Conference Champion Lions celebrated the most successful season in program history. The Lions had advanced to the NCAA's Sweet Sixteen and finished among the nation's top-10 in the final AVCA rankings. Dating back to the 1994 season, the Lions had racked up 31 straight WCC victories. LMU went a perfect 14-0 in WCC play for the second straight season in 1996, earning Stratos his third consecutive WCC Coach of the Year selection. He was the first coach in the history of the conference to earn the nod three straight years. He was also named the AVCA District Coach of the Year. Kim Blankinship joined Stratos in earning WCC accolades, as the Lions' senior was named the 1996 WCC Player of the Year. Tracy Holman and Sarah Noriega, along with Blankinship, were All-WCC first-team and AVCA All-District selections. The Lions finished the regular season 25-2 and earned a bye in the first round of the NCAAs. A second-round win over UC Santa Barbara sent the Lions to the Sweet Sixteen, where they faced a tough Washington State squad. Despite the efforts of NCAA Pacific Regional All-Tournament selections Blankinship (21 kills, 11 digs) and Noriega (30 kills, four

blocks), the Lions fell 3-1. LMU finished the banner 1996 campaign with an overall record of 26-3, winning 16 of its final 17 matches and 26 of its last 28. The AVCA ranked the Lions ninth in the final 1996 poll, though LMU had climbed as high as sixth in the nation during the season.

In 1997, Sarah Noriega became the first player to earn AVCA All-America first-team honors as well as Volleyball Magazine All-America second-team accolades. She was the WCC Player of the Year in 1997 after being named an All-WCC first-team selection for the third consecutive season. Noriega was a three-time All-District VIII honoree, LMU's Female Athlete of the Year (1997-98), a participant at the U.S. Olympic Festival (1995), a World Games participant, and 2000 Olympian. In her final year as a Lion, Noriega was recognized as the AVCA National Player of the Week twice (Oct. 6 and Nov. 10). On November 7, 1997, Noriega set the NCAA record for most kills in a four-game match with 47 against San Diego, a mark which still stands today.

Second-year Head Coach Frank Cruz guided the Lions to their first WCC title in eight years in 1998. With the nation's 16th-best recruiting class, nearly all of which were freshmen. LMU edged rival Pepperdine by a half game for the conference crown earning the NCAA automatic bid to the West Regional at Stanford. Freshman Michael Schultz nearly no-hit Stanford in the first round (Stanford was ranked No. 2 in the nation) shutting out the Cardinal through the seventh inning. Schultz and freshman catcher Scott Walter were named WCC Pitcher and Player of the Year, the first time in WCC history freshmen from the same school garnered the awards. With their youth, the Lions would become the Lions' third team to claim titles in three straight years. They successfully defended their conference crown, defeating Pepperdine in a three-game series for the WCC Championship at Page Stadium. The victory helped LMU win back-to-back titles for the first time in program history. LHP Billy Traber led the team and the WCC with 135 strikeouts while earning first-team All-WCC honors. Anthony Angel also earned first-team honors, the only member of the squad to do so in two consecutive seasons.

2000s

The new century began with baseball's continued dominance as they had one of the most complete teams since the 1986 College World Series team. The Lions won their third straight WCC title and their eighth NCAA bid.

In 2000, women's volleyball continued their pursuit of excellence by starting the season on a seven-match winning streak which propelled them to a season-best No. 21 AVCA ranking (Sept. 4). Success of the program has carried over into individual honors as well. Among the program's top athletes and graduates, Stratos coached Loyola Marymount's two AVCA All-America first-team honorees, Sarah Noriega (1994-97) and Sarah McFarland (1997-00). As a member of the U.S. National Volleyball team that qualified for the 2000 Olympics in Sydney, Australia, Sarah Noriega became the third Lion to participate in the Olympic Games. Noriega became a key member of the U.S. National team in 1998. She was named team MVP for her efforts that season in 1999. As a member of the 2000 Olympic squad, Noriega finished the summer fourth on the team with 185 kills and a .393 kill percentage. Her serves wreaked havoc for opponents throughout the Summer Games as her 17 service aces ranked second best on the team.

In 2001, women's basketball earned the program's first postseason tournament bid with an invitation to the NIT, setting up future success for the team. In addition, Edit Pakay won the West Coast Conference championship with a time of 17:58 in women's cross country and women's water polo, who was in just their fourth year of competition at LMU, finished with the program's first 20-win season and its first-ever WWPA title thanks to a 7-6 win over UC Davis in the championship game. The win set in motion the most successful stretch by any program in LMU history. The Lions would go on to win five straight titles - 2001, 2002, 2003, 2004, 2005 - reaching the NCAA National Championship game in 2004 thanks to a win over Stanford in the NCAA semifinals. It was the first time in program history that the Lions played in a national championship game at the NCAA Division I level.

That same year, men's soccer earned an at-large berth into the NCAA Tournament for the first time in program history. The Lions compiled a seven game winning streak during the season, including a 1-0 victory at #11 UCLA. It marked the program's first win over UCLA, who it would face again in the first round of the NCAA Tournament, falling in a heartbreaking 3-2 double-overtime decision. The Lions were ranked as high as #16 in the polls and finished the season with a 9-7-2 record.

Also making waves in 2001 was men's water polo as they won their first Western Water Polo Association Championship by defeating UC San Diego 4-2 in the final of the annual tournament. The Lions went on to the NCAA Men's Water Polo Championship at Stanford and lost to UCLA 7-5 in the semifinals. They defeated UMass 14-6 in the consolation final to finish third. The men were as dominant in the pool as the women, winning four titles in six years - 2001, 2003, 2004, 2005.

In 2002 the women's soccer team earned their first bid to the NCAA Tournament and women's tennis won the program's first West Coast Conference Championship by knocking off nine-time defending champion and rival Pepperdine. The conference crown gave the Lions the automatic bid to the NCAA tournament.

Also in 2002, men's soccer earned their second straight invitation to the NCAA Tournament after winning 14 games in the regular season, including a 2-0 win over #3 UCLA. LMU started the season with an 11-0-2 record, climbing to #7 in the national rankings. As a result of a strong regular season, LMU hosted its first ever postseason game, with the Lions picking up their first NCAA Tournament victory with a 1-0 win over Cal State Northridge. Andres Murriagui and Arturo Torres became the first All-Americans in program history and Jeff Kovar was named an Academic All-American. The Lions returned to the NCAAs again in 2003 and 2004.

In 2004, women's basketball claimed the program's first West Coast Conference Championship, earning its first trip to the NCAA tournament. They finished the season 24-6 overall and 13-1 in the WCC action, winning the final 15 games of the regular season, including the WCC tournament. The WCC tournament champions lost to Baylor in the NCAA regional as Kate Murray was named WCC Player of the Year and WCC Scholar-Athlete of the Year. Adrianne Slaughter was the MVP of the WCC tournament while Head Coach Julie Wilhoit was WCC and Region 8 Coach of the Year.

After women's basketball reached a milestone

in March of 2004, three months later, women's water polo added to LMU's history. The Lions earned a 5-4 win over second ranked Stanford in the semifinals of the 2004 NCAA Women's Water Polo Championship to advance to the national title game. It was the first time any LMU team in more than 90 years of intercollegiate sports played in a title game sponsored by the NCAA. The Lions went on to drop a heartbreaker to USC, 10-8, to finish second. The Lions advanced to the NCAA tournament thanks to their fourth straight WWPA title, earning a 7-3 win at the Burns Recreation and Aquatics Center on the LMU campus on April 25. Devon Wright earned WWPA Player of the Year honors while Head Coach John Loughran claimed his fourth straight Coach of the Year title. Teresa Guidi became the first women's water polo player to earn first-team All-American honors. That summer a pair of Lions participated in the Olympic Games in Sydney, Australia. Christine Robinson and Rachel Riddell both played for the Canadian Olympic team that season.

As 2004 continued, men's water polo earned back-to-back WWPA titles thanks to a 6-3 win over Redlands in the WWPA tournament held at Davis, CA. The Lions finished with the second most wins in program history at 21-11, defeating Princeton 6-5 to finish third in the NCAA Championships. Endre Rex-Kiss was named MVP of the WWPA while also earning second-team All-America honors. They then became the fourth team in LMU history to earn three straight conference titles, defeating UC San Diego 7-6 at the Burns Center in the WWPA Championships. The Lions fell to Stanford at the NCAA Championship in a heartbreaker, 7-6, but responded to defeat St. Francis in the third place game, 10-6. They finished the season 19-16 overall and Endre Rex-Kiss earned second-team All-America honors after finishing second in LMU history with 261 career goals.

In the spring of 2005, softball won the program's second PCSC title in three years and this time earned the conference's automatic bid to the NCAA tournament, the program's first trip to the postseason. Also that spring, women's water polo team set the record for wins, posting an impressive 30-7 overall record as they won their fifth straight Western Water Polo Association championship. No team in LMU history has won five straight conference titles. LMU would advance to their fifth straight NCAA Women's Water Polo Championship.

The 2005-2006 season saw LMU win its first-ever West Coast Conference Commissioner's Cup for best overall athletics program in the conference. Part of that season saw Laura Mickelson place fourth in the NCAA West Regional in the 5,000-meter to qualify for the NCAA Track Championships. She placed 22nd overall. Men's basketball, in the first season under Head Coach Rodney Tention, advanced to the program's first WCC Tournament Championship since 1989, with three players earning first-team All-WCC honors. The Lions finished the WCC season at 8-6, defeated Saint Mary's in the WCC Tournament Semifinals to advance to the WCC title game where they fell to fourth-ranked Gonzaga at the buzzer, the ninth game of the season decided on the final play or overtime. Senior Wes Wardrop and juniors Brandon Worthy and Matthew Knight all earned first-team All-WCC honors for leading the Lions to the WCC Basketball Championship game.

Further history was made in 2005-06 when men's golf won their first-ever West Coast Conference Championship. Freshman Brian Locke



was the first Lion to win the individual championship as he was also named Freshman of the Year in the conference. The Lions would then place sixth in the NCAA West Regional to earn the program's first trip to the NCAA Championships as they placed among the top 30 programs in the country. Matching golf that spring was women's rowing with their first WCC Championship.

In the fall of 2006, women's soccer returned to the NCAA tournament for the second time in program history, led by WCC Defender of the Year Joslyn Slovek. Laura Mickelson was at it again as she won the individual WCC Cross Country Championship by more than a minute.

That year also marked the 30th year Anniversary for women's tennis, the longest running women's program in LMU history. Since championships were created by the NCAA in 1981-82 for women's programs, LMU women have won 24 of LMU's 46 conference titles and have earned 26 NCAA tournament bids.

An example of this success was seen from the softball program as it finished the 2007 season with a program best 47-18 record, claiming its third PCSC title. In addition, the Lions won their first and second ever NCAA Tournament games, knocking UC Santa Barbara and UCLA out of the Los Angeles Regional before falling to Hawaii in the Regional final. LMU destroyed the competition in the PCSC, winning the conference with an 18-2 record, 6.5 games ahead of second place. Christine Foley was named Player of the Year, Tiffany Pagano was named Pitcher of the Year, Melissa Dykema was named Freshman of the Year and Gary Ferrin was named the Coach of the Year.

Capping 2007 was women's water polo as the Lions won their sixth WWPA Championship in seven years and finished the season ranked seventh in the nation. Senior Stacia Peterson is named WWPA Player of the Year, Third-Team All-American and becomes just the seventh student-athlete overall and just the second female to earn CoSIDA Academic All-American honors.

In the fall of 2007, the LMU men's water polo team won their fifth WWPA title in seven years despite the youngest roster in program history. The Lions defeated UC Davis 7-6 in the title game as freshmen Tibor Forai and Andy Stevens, along with junior Mark Milovic, earned All-America honors.

Also in the 2007-08 season, the women's swimming program overcame a huge deficit to claim its first Pacific Coast Swim Conference Championship. The Lions completed their first perfect season at 9-0 while Rebecca Plume, Alex Wike and Alicia Witter earned individual conference titles. All told, 11 swimmers earned All-PCSC honors in 2008.

Capping the year was Reid Priddy ('00) capturing the gold medal for Team USA at the 2008 Summer Olympics. He joins Paul Sunderland, who won gold in 1984, as gold medalists in men's volleyball.

In 2008-09, the water polo programs added to their tradition of titles as the men claimed the 2008 title and the women in 2009. It was the sixth for the men and seventh for the women, all coming in the last 10 years. For the women, senior Nicole Hughes earned second-team All-American honors and re-wrote the LMU record book. She set the record for goals in a game (8, twice), in a season (129) and a career (320). She was the first player to score more than a 100 goals in a season and 300 in a career.

The decade would come to close as the LMU men's water polo team added their seventh title in nine years, advancing to the NCAA tournament once again. Men's soccer would also return to form, earning an at-large bid to the NCAA tournament, hosting a first-round game against Sacramento State. It was the fifth NCAA appearance for the Lions.

2010s

The new decade would begin with the program that dominated the previous one. The LMU women's water polo team, under LMU alumnus Kyle Witt, would claim a pair of conference titles to start the decade, winning their eighth and ninth WWPA titles in 2010 and 2012. In the 2014 season they changed leagues and earned a similar result, claiming the inaugural Golden Coast Conference Championship, defeating San Diego State in sudden death overtime, 10-9, at the Burns Aquatics Center. The women's water polo program has claimed more titles than any program in school history. LMU would take it a step further in 2010, defeating five-time defending champion UCLA in the NCAA tournament, 5-4. They went on to finish ranked fourth in the nation and finished with a 28-6 record, staking claim to one of the most successful seasons in program history. In the fall of 2010, men's water polo continued its dominance of the WWPA, winning it for the fourth straight year and eighth in the last decade. Men's soccer would join them, winning a share of their first WCC title in 2010. Then in the fall of 2013, they would run away with the West Coast Conference, claiming their second league title and earning the automatic bid to the NCAA tournament. Cross country and track All-American Tara Erdmann finished her career in 2012 as one of the most decorated female athletes in LMU history. She won three individual WCC Cross Country Championships (2008, 2010, 2011), competed in six NCAA track championship races and claimed seven All-American honors. She started a tradition that has continued after her departure as Sheree Shea advanced to the 2014 NCAA Outdoor Track Championships and for the first time since the program was brought back, men's track had a representative at the NCAA Championships. Weston Strum finished 10th in the nation in the 5,000. In addition, Sam Fischer of the LMU softball team finished as LMU's triple-crown leader in career categories, and following graduation in 2012, she was chosen to play for the U.S. National Team. In the fall of 2012, women's volleyball earned a trip to their 11th NCAA tournament. Re-establishing itself as one of the most successful programs on campus, the volleyball team repeated the feat just two years later, reaching the NCAA Tournament in the fall of 2014.

CHAMPIONSHIPS & NCAA APPEARANCES

WOMEN'S BASKETBALL

WCC Championships:	2004
NCAA Appearances:	2004
NIT Appearances:	2001

WOMEN'S ROWING

WCC Championships:	2006
Varsity Four IRA National Champions	2007-08
Varsity Four IRA National Champions	1988-89
Varsity Four IRA National Champions	1980-81

WOMEN'S CROSS COUNTRY

Individual NCAA Championships:	
Terese Kozlowski - 17:34.9	1980 (AIAW)
Individual WCC Champion:	
Tara Erdmann - 20:01 (6k)	2011
Tara Erdmann - 20:21 (6k)	2010
Tara Erdmann - 21:54 (6k)	2008
Laura Mickelson - 21:16 (6k)	2006
Edit Pakay - 17:58	2001
Gina Eron - 19:15	1991

WOMEN'S SOCCER

NCAA Tournament Appearances:	2002, 2006

SOFTBALL

WISL Championships:	1996, 1999, 2000
PCSC Championships:	2003, 2005, 2007
NCAA Appearances:	2005, 2007

WOMEN'S SWIMMING

PCSC Championship:	2008

WOMEN'S TENNIS

WCC Championships:	2002
NCAA Tournament Appearances:	2002

WOMEN'S TRACK

Individual NCAA Championship Appearance:	
Sheree Shea (10,000-meter) - 33:53.54 (13th)	2014
Tara Erdmann (3,000-meter) - 9:16.87 (5th)	2012
Tara Erdmann (10,000-meter) - 35:53.48 (21st)	2011
Tara Erdmann (5,000-meter) - 15:55.83 (12th)	2011
Tara Erdmann (10,000-meter) - 33:27 (6th)	2010
Tara Erdmann (10,000-meter) - 34:29.41 (16th)	2009
Laura Mickelson (5,000-meter) - 16:43.61 (22nd)	2006

WOMEN'S VOLLEYBALL

WCC Championships:
1986, 1994, 1995, 1996

NCAA Tournament Appearances:
1986, 1994, 1995, 1996, 1997, 1999, 2000, 2003, 2004, 2005, 2012, 2014

NIVC Tournament Appearances: 1990, 1992

WOMEN'S WATER POLO

WWPA/GCC* Championships: 2001, 2002, 2003, 2004, 2005, 2007, 2009, 2010, 2012, 2014*

NCAA Appearances: 2001, 2002, 2003, 2004, 2005, 2007, 2009, 2010, 2012

BASEBALL

WCC Championships:	1973, 1986, 1990, 1998, 1999, 2000
NCAA Appearances:	1973, 1986, 1988, 1989, 1990, 1998, 1999, 2000
College World Series:	1986

MEN'S BASKETBALL

WCC League Championships:	1961, 1988, 1990
WCC Tournament Championships:	1988, 1989
NCAA Appearances:	1961, 1980, 1988, 1989, 1990
NIT Appearances:	1986
CIT Appearances:	2010, 2012

MEN'S CREW

1992 Light Weight Four Pacific Coast Champions

MEN'S GOLF

WCC Championships:	2006
NCAA Regional Appearance:	2006
NCAA Championship Appearance:	2006
WCC Individual Champions:	
	2006 - Brian Locke; 2007 - Brian Locke; 2008 - Greg Moss

MEN'S SOCCER

WCC Championship:	2010, 2013
NCAA Tournament Appearance:	2001, 2002, 2003, 2004, 2009, 2013

MEN'S TRACK

Individual NCAA Championship Appearance:	
Weston Strum (5,000-meter) - 13:47.19 (10th)	2014
Bob Boyd - n/a (1st)	1950

MEN'S WATER POLO

WWPA Championships:
2001, 2003, 2004, 2005, 2007, 2008, 2009, 2010

NCAA Final Four:
2001, 2003, 2004, 2005, 2007, 2008, 2009, 2010

ALL-AMERICANS

1989-90
Bo Kimble (MBB - Consensus 2nd-Team)
Hank Gathers (MBB - Consensus 2nd-Team)

1990-91
Terrell Lowery (MBB - HM)

1991-92
Terrell Lowery (MBB - HM)

1994-95
Kerry House (WVB - HM)

1995-96
Julie Greer (WVB- HM)
Ryan Eisberg (MWP - AWPCA HM)

1996-97
Kim Blankinship (WVB - 3rd-Team)
Tracy Holman (WVB - HM)

1997-98
Sarah Noriega (WVB - 1st-Team)
Reid Priddy (MVB - 2nd-Team)
Robert Schildts (MVB - 3rd-Team)
Scott Walter (BASE - Freshman 1st-Team,
Michael Schultz (BASE - Freshman 1st-Team)
Ryan Beaver (BASE - Freshman HM)

1998-99
Reid Priddy (MVB - 2nd-Team)
Billy Traber (BASE HM)
Curt Fiore (BASE - 3rd-Team)

1999-00
Sarah McFarland (WVB - 2nd-Team)
Tracy Sharp (WSOC - HM)
Reid Priddy (MVB - 1st-Team)
Scott Walter (BASE - 2nd-Team)
Billy Traber (BASE -2nd-Team)

2000-01
Sarah McFarland (WVB- 1st-Team)
Kevin Witt (MWP - 3rd-Team)
Lucy Windes (WWP - 2nd-Team)

2001-02
Kevin Witt (MWP - 2nd-Team)
Kevin Paulsen (MWP - HM)
Stephen Lipinski (MWP - HM)
Devon Courtney (WWP - 3rd-Team)
Lucy Windes (WWP - 2nd-Team)
Teresa Guidi (WWP - 2nd-Team)
Sean Smith (BASE - Freshman 1st-Team)
Joe Frazee (BASE - Freshman HM)
Billy Lockin (BASE - 1st-Team)

2002-03
Andres Murriagui (MSOC - 1st-Team)
Arturo Torres (MSOC - 3rd-Team)
Jeff Kovar (MSOC - Academic 1st-Team)
Kevin Witt (MWP - 3rd-Team)
Teresa Guidi (WWP - 2nd-Team)
Rachel Riddell (WWP - 3rd-Team)
Katie Hicks (WWP -HM)

2003-04
Kelli Nerison (WVB - HM)
Kevin Novak (MSOC- HM)
Michael Erush (MSOC -1st-Team)
Endre Rex-Kiss (MWP - 2nd-Team)
Teresa Guidi (WWP - 1st-Team)
Devon Wright (WWP - 2nd-Team)
Stacia Peterson (WWP - HM)
Billy Lockin (BASE - 1st-Team)

2004-05
Matt Kovar (MSOC - 3rd-Team)
Diego Barrera (MSOC - Freshman 3rd-Team)
Endre Rex-Kiss (MWP - 2nd-Team)
Kelli Nerison (WVB- HM)
Stacia Peterson (WWP - 2nd-Team)
Rachel Riddell (WWP- HM)
Vanessa Glendenning (WCRW - HM)

2005-06
Endre Rex-Kiss (MWP - 2nd-Team)
Ian Elliott (MWP - HM)
Brian McShane (MWP - HM)
Brian Locke (MG - HM)
Liz Stewart (WCRW -2nd-Team)
Christine Robinson (WWP - 3rd-Team)
Katie Hicks (WWP - HM)

2006-07
Kim Feeney (WSOC - Freshman 4th-Team)
Amanda Lenor (WSOC - 1st-Team)
Ian Elliott (MWP - 3rd-Team)
Brian McShane (MWP - HM)
Stacia Peterson (WWP - 3rd-Team)
Brian Locke (MG - 3rd-Team)
Angelo Songco (BASE - Freshman 1st-Team)

2007-08
Tibor Forai (MWP - ACWPC 3rd-Team)
Andy Stevens (MWP - ACWPC HM)
Mark Milovic (MWP - ACWPC HM)
Nicole Hughes (WWP - ACWPC 2nd-Team)
Alex Wike (WWP - ACWPC HM)

2008-09
Tibor Forai (MWP - ACWPC 3rd-Team)
Andy Stevens (MWP - ACWPC 3rd-Team)
Tim Hummel (MWP - ACWPC 3rd-Team)
Amanda Lernor (WSOC - 1st-Team)
Nicole Hughes (WWP - ACWPC 2nd-Team)
Anne Scott (WWP - ACWPC HM)
Casey Flacks (WWP - ACWPC HM)
Diana Romero (WWP - ACWPC HM)

2009-10
Tibor Forai (MWP- AWPCA Second-Team)
Andy Stevens (MWP - AWPCA Third-Team)
Edgaras Asajavicius (MWP - AWPCA HM)
Ikaika Aki (MWP - AWPCA HM)
Rafael Baca (MSOC - Goal.com First-Team)
Matt Lowenstein *(BASE - Louisville Slugger FR)*
Mary Ann Campos *(WWP - AWPCA 2nd-Team)*
Anne Scott (WWP - AWPCA HM)
Kristine Cato (WWP - AWPCA Third-Team)
Kimberly Benedetti (WWP - AWPCA HM)
Casey Flacks (WWP - AWPCA HM)
Tara Erdmann (Women's Track - 10,000m)

2010-11
Tibor Forai (MWP - AWPCA HM)
Andy Stevens (MWP - AWPCA 2nd-Team)
Edgaras Asajavicius (MWP - AWPCA HM)
Ikaika Aki(MWP - AWPCA HM)
Rafael Baca (MSOC- NSCAA 3rd-Team)
Tawni Martino (WSOC -TDS Rookie HM)
Tara Erdmann (WXC - NCAA All-American)
Tara Erdmann (WIT - USTFCCCA - 3,000m)
Anthony Ireland (MBB - CI.com MM Fr.
Renahy Young (WBB - Jesuit HM)
Rachel Dekar *(WSWIM - CollegeSwim.com HM)*
Tara Erdmann (WTR - 2nd-Team - 5,000m)
Tara Erdmann (WTR - HM - 10,000m)
Kimberly Benedetti (WWP - AWPCA 3rd-Team)
Casey Flacks (WWP - AWPCA HM)
Erin Manke (WWP - AWPCA HM)

2011-12
Edgaras Asajaviciusi (MWP - AWPCA 3rd-Team)
Jon Colton (MWP - AWPCA HM)
Tara Erdmann (WXC - NCAA All-American)
Anthony Ireland (MBB - Jesuit HM)
Sam Fischer (Softball - NFCA Second-Team)
Tara Erdmann (WTR - USTFCCCA Indoor Track)
Alexandra Honny (WWP - AWPCA 3rd-Team)
Kimberly Benedetti (WWP - AWPCA HM)
Casey Flacks (WWP - AWPCA HM)

2012-13
Milutin Mitrovic (MWP - AWPCA HM)
John Mikuzis (MWP - AWPCA HM)
Pedro Velazquez (MSOC - Soccer News Fr.)
Anthony Ireland (MBB - CollegeInsider.com)
Alexandra Honny (WWP - AWPCA HM)

2013-14
Milutin Mitrovic (MWP - AWPCA HM)
Anthony Ireland (MBB - CollegeInsider.com)
Litara Keil (SVB - AVCA Sand All-American)
Betsi Metter (SVB - AVCA Sand All-American)
Austin Miller (BASE - CB & NCBWA Freshman)
David Fletcher (BASE - CB & NCBWA Freshman)
Alexander Honny (WWP - AWPCA 3rd-Team)
Ivana Castro (WWP - AWPCA HM)
Sheree Shea (WT - USTFCCCA 2nd-Team)
Weston Strum (MT - USTFCCCA 2nd-Team)

ACADEMIC ALL-AMERICANS

2009-10
Jennifer Nayudu (SOFT)

2006-07
Laura Mickelson (WXC)
Stacia Peterson (WWP)

2002-03
Jeff Kovar (MSOC)

1998-99
Heather Hollis (SOFT)

1995-96
Sandor Demosthenes (BASE)

1993-94
Anthony Napolitano (BASE)

1972-73
Dean Jelmini (BASE)
Steve Smith (MBB)

RETIRED JERSEYS

Name	No.	Retired	Grad.
Bean, Billy (BASE)	44	2000	1986
Holman, Tracy (WVB)	9	2000	1998
Gathers, Hank (MBB)	44	2000	1990
Kimball, Kealani (WVB)	18	2005	2004
Kimble, Bo (MBB)	30	2000	1990
Layana, Tim (BASE)	54	2000	1986
McFarland, Sarah (WVB)	14	2002	2000
Noriega, Sarah (WVB)	16	2007	1995
Stone, Gerald (BASE)	10	2000	1974
Wrench, Mardell (WVB)	2	2000	1996

HALL OF FAME

MULTI-SPORT

Player	Induct.	Grad.
Adams, Milton "Sparky"	1993	1937
Baseball, Football, Ice Hockey, Track & Field		
Agamenoni, Aldarico	1994	1937
Football, Ice Hockey		
Boyd, Bob	1986	1950
Boxing, Football, Track & Field		
Boyle, Hugh	1989	1943
Baseball, Basketball		
Brubaker, Harry "Bud"	1989	1932
Basketball, Football		
Donahue, Bernard	1986	1930
Baseball, Basketball, Football		
Donovan, Maurice E.	1991	1942
Baseball, Basketball, Golf		
Duvall, Al	1986	1936
Football, Track & Field		
Hoffman, Leo	1986	1930
Baseball, Football		
Hovland, Carl	1992	1939
Basketball, Football, Baseball, Tennis		
Jelmini, Dean	1987	1973
Baseball, Football		
Karagozian, John	1994	1933
Baseball, Football, Ice Hockey		
Kelly, Roger	1986	1939
Baseball, Football, Golf, Track & Field		
Nocerine, Dominic	1986	1937
Basketball, Football, Ice Hockey, Track & Field		
Pakay, Edit	2011	2003
Women's Tennis, Cross Country		
Polich, John	1986	1938
Football, Ice Hockey, Track & Field		
Quinn, Brian	2000	1964
Basketball, Baseball, Administration		
Race, Edward	1993	1937
Football, Ice Hockey		
Sanchez, Jamie	1993	1975
Football, Tennis		
Sunderland, Paul	1986	1975
Basketball, Volleyball		
Tunney, James	1989	1928
Baseball, Basketball, Football		

FOOTBALL

Acquarelli, Harry	1988	1938
Alker, Guerin P	1991	1950
Andorka, Bela J.	1991	1939
Brito, Gene	1986	1951
Cheatham, Ernie	1986	1952
Crone, Bill	2009	1970
Currin, Paul	1986	1929
Donahue, Burch A.	1988	1943
Ferris, Neil G.	1991	1951
Giancanelli, Harold "Skip"	1989	1951
Klosterman, Don	1986	1952
Lauermann, Willard "Bill" E.	1988	1932
Musacco, George	1987	1951
Nipp, Maury	1987	1952
Snyder, Frederick	1992	1952

WOMEN'S ROWING

Hjelm, Karen (Hock)	2000	1981
Formento, Merri Lisa	1991	1980

WOMEN'S CROSS COUNTRY

Kozlowski, Terese	1986	1982
Mickelson, Laura	2015	2008

MEN'S WATER POLO

Eisberg, Ryan	2009	1998
Rex-Kiss, Endre	2013	2006
Witt, Kevin	2011	2003

MEN'S SOCCER

Torres, Arturo	2011	2003

WOMEN'S SOCCER

Sharp, Tracy	2007	2000

MEN'S BASKETBALL

Adelman, Rick	1986	1968
Arndt, John	1986	1952
Baker, Dick	1993	1956
Bento, Ed	1986	1962
Brown, Garnette	1987	1957
Donovan, Bill	1986	1950
Fryer, Jeff	2007	1991
Gathers, Hank	2005	1990
Grote, Jerry	1986	1962
Haderlein, Jim	1986	1971
Kimble, Bo	2005	1990
Kriste, Vide J.	1988	1940
McDonald, Edwin "Scotty"	1987	1939
McKenzie, Forrest	1991	1986
Newell, Pete	1986	1940
Philyaw, Luther	1987	1976
Salvino, Tom	2013	1956
Smith, Keith	2000	1986
Smith, Stephen J.	1991	1973
Woolpert, Phil	1986	1940
Yoest, Mike	1994	1988

WOMEN'S BASKETBALL

Britton, Bryn	2009	2002
Brown, Sherri	2003	1994
Flanagan, Lynn	2000	1991
Murray, Kate	2011	2004

BASEBALL

Bean, William "Billy"	1992	1986
Bradberry, Miah	2000	1990
Kerslake, Bob "Whitey"	2007	1958
Layana, Timothy	1992	1986
Logelin, Dr. Michael G.	1991	1970
McAnany, James E.	1993	1987
Napolitano, Anthony	2005	1993
Noah, Russ	1986	1973
Sheldon, Robert	1986	1972
Stone, Gerald	1986	1974
Traber, Billy	2015	2011
Walter, Scott	2015	2007

MEN'S GOLF

D'Amore, Jason	2015	2008

SOFTBALL

Kaminaka, Danielle	2013	2005

MEN'S TENNIS

Crawford, Roger	1994	1982

WOMEN'S TENNIS

Anderson, Kristi	2003	1989
Delgado, Debbie	1994	1985
Patridge, Carolyn B.	1991	1980
Scott, Lynn	2013	1978

MEN'S VOLLEYBALL

Priddy, Reid	2009	2000

WOMEN'S VOLLEYBALL

Blankinship, Kim	2007	1996
Fort, Andrea	1991	1987
Holman, Tracy	2005	1998
House, Kerry	2003	1991
Kimball, Kealani	2013	2004
Lacour, Cheryl	1988	1983
McFarland, Sarah	2007	2000
Noriega, Sarah	2009	1995
Petrissans, Catherine	1992	1988
Wohlford, Leslie	1993	1989
Wrensch, Mardell	2005	1996

COACHES/ADMIN/BENEFACTORS

Buckley, Terry	2005	1957
Benefactor		
Casassa, Rev. Charles S., S.J.	1988	
University President (1949-69)		
Drager, Hub	1986	
Athletic Administration (1949-80)		
Fortner, Nancy	1994	
Women's Volleyball Coach (1980-86)		
Gersten, Al, Jr.	2013	
Benefactor		
Higgins, Rev. Thomas P., S.J.	1991	
Golf Coach (1970-2001)		
Jones, Arthur	2003	1950
Basketball Trainer, Season Ticket Holder		
Kilp, Rev. Alfred J., S.J.	1987	
Athletic Administration (1956-1963)		
Lieb, Tom	1987	
Football & Ice Hockey Coach (1930-38)		
Lind, John	2013	
Men's Crew Coach (1962-75)		
Malone, Rev. Lorenzo, S.J.	1987	
Athletic Admin., Golf Coach (1933-55)		
Marini, Dale	2015	1970
LMU Administration, Official Scorer		
McIssac, Don	1986	
Rugby Coach (1960-1980)		
McKenna, John	1992	
Football Coach (1949-51)		
Merrifield, Rev. Donald P., S.J	1989	
LMU President (1969-84), Chancellor (1985-10)		
Needles, James	1987	
Basketball Coach, Football Coach (1936-1940)		
Neri, Jerry	1989	
Assistant Football Coach (1949-51)		
Oliver, Jordan	1987	
Football Coach (1949-51)		
Sandalow, Bernie	2009	1978
Public Address Announcer		
Westhead, Paul	2000	
Men's Basketball Head Coach (1986-91)		

TEAMS

1950 Football	2011
8-1, Final National Ranking	
1969 Football	2003
Club National Champions	
1981 Women's Rowing	1986
National Champion - Lightweight-4 Shell	
1986 Baseball	2007
College World Series	
1989 Women's Rowing	2011
National Champion - Lightweight-4 Shell	
1990 Men's Basketball	2005
Elite Eight/WCC Champions	
1996 Women's Volleyball	2015
Sweet 16/WCC Champions	
2004 Women's Water Polo	2013
WWPA Champs/NCAA Runner-up	



PAGE STADIUM

Home of the Lions.

Entering its 33rd season as the home of Lion baseball in 2015, George C. Page Stadium will also begin its second season played under the lights. Stadium lighting was installed in the summer of 2013 to Page Stadium and Sullivan Field (soccer), and the inaugural 2014 season featured 19 games under the lights. LMU is scheduled to play 23 night games in 2015. Boasting features such as the Mikos Blue Monster, Pride Park and the Lion's Cage down the line in right field, Page Stadium continues to stake its claim as one of college baseball's most unique ballparks.

Thanks to a gift from Paul Mikos `66, a wall containing a manual scoreboard was installed in left field in 2001, complete with out of town scores reminiscent of some of Major League Baseball's classic ballparks. The Mikos Blue Monster is a replica to Boston's Fenway Park's Green Monster. The Mikos Blue Monster stands 130-feet wide and 37-feet tall. Within the wall is one of only a handful of manual scoreboards in all of college baseball. The board itself isn't small, standing 18-feet tall and 46-feet wide. Complete with the LMU line score and other score updates, the scoreboard combines some old-time baseball charm with today's modern technology. The scoreboard has electronic balls, strikes and outs lights, along with electronic at-bat and hit/error identification. Every other component is tallied using 2-foot square aluminum scorecards slipped in behind the scoreboard manually.

Giving Page Stadium additional character is a five-foot indent connecting the Blue Monster with the existing outfield fencing, similar to the odd outfield shapes of the classic Fenway Park in Boston and Minute Maid Park in Houston.

The Lions, who have posted a 517-384-4 (.573) overall record in the park's 32 seasons, have claimed five conference titles while calling Page Stadium home. The first Page Stadium conference title came in 1986, when the Lions posted a 24-8 record at home. The best record came in 1988, when LMU was 30-5 at home (.857). In the years the Lions have won Conference Championships, they are 115-44 at Page (.723). When the WCC went to a Championship Tournament format from 1999-2009, four of the WCC Championships were played at Page Stadium, with the Lions winning two crowns over Pepperdine.

The stadium, built at the site of LMU's old baseball field, was completed at a cost of more than $250,000, with the Incentive Aid Foundation of Los Angeles providing the majority of the funding. Boasting grandstand seating for approximately 600 people, the facility features an ushered "VIP" section with nearly 200 theater-type seats located behind home plate. The remaining seats are aluminum with backrests and are located along the first base and third base lines. Field accommodations include spacious field-level dugouts and bullpens, a batting facility featuring multiple batting cages, windscreen around the perimeter of the field and grandstand. A picnic area, located down the first base line, was remodeled following the 2008 season.

The backstop has been modified to enhance spectator viewing of the action on the field. The press box, fully equipped to meet the needs of all media, is located behind the "VIP" seating. A convenient concession stand is located near the north entrance of the stadium.

In the summer of 2004, LMU constructed Pride Park, the stadium's entrance. The park, resembling a scaled-down baseball infield, recognizes alumni and friends of LMU baseball, and provides fans with a gathering point for athletic events at LMU.

LMU baseball's Lion's Cage was completed and opened for use before the start of the 2008 baseball season. The 8,000 square foot training den, which is located down the right field line at Page Stadium, features multiple hitting tunnels, pitching mounds, and a baseball lounge for players equipped with couches, a big-screen

television, billiards table and shuffleboard. The cage serves as an all-purpose facility for those associated with LMU baseball.

Inside, the massive space is lined with turf and divided by batting cage nets that can be raised and lowered. The nets and portable pitching mounds allow all players the opportunity to train and practice whether rain or shine. The far side of the training den is used primarily as a players' lounge. The Plexiglass roll-up doors on both sides of the building offer the shade and convenience of hitting indoors, while at the same time allowing players to practice in the comfortable Southern California weather.

Page Stadium has been the site of filming for numerous commercials, television shows, and feature films. It served as the site for the baseball scenes in the hit movie "My Blue Heaven" starring Steve Martin. It is also home to many camps, clinics, Little League and prep All-Star games. The facility, which has been used for outdoor community cultural shows and events, is named in honor of George C. Page, President of the Incentive Aid Foundation. Assisting Mr. Page and the IAF in the stadium's completion was Maynard Kambak, father of LMU baseball alumnus Jeff Kambak.

LMU's historic first game in Page Stadium was played on March 19, 1983, with a 5-1 loss to Cal State Fullerton.

LMU AT PAGE STADIUM

Season	Overall Record	W-L%
1983	4-13	.235
1984	17-16	.515
1985	16-13	.552
1986	24-8	.750
1987	19-11-1	.629
1988	30-5	.857
1989	24-9-1	.706
1990	27-6	.818
1991	20-6	.769
1992	12-17	.414
1993	14-14	.500
1994	16-13	.552
1995	12-15	.444
1996	4-19	.174
1997	9-18	.333
1998	24-9	.727
1999	18-15	.545
2000	22-6	.786
2001	9-21	.300
2002	12-12	.500
2003	18-12	.600
2004	19-6-1	.750
2005	19-12	.613
2006	11-18	.379
2007	11-13-1	.460
2008	11-12	.478
2009	18-7	.720
2010	13-16	.448
2011	18-10	.643
2012	14-13	.519
2013	12-9	.571
2014	20-10	.667
	517-384-4	**.573**

Season	Conference Games Record	W-L%
1983	3-12	.200
1984	8-6	.571
1985	7-5	.583
1986	10-2	.833
1987	4-7-1	.375
1988	10-2	.833
1989	11-1	.917
1990	16-3	.842
1991	15-4	.789
1992	7-6	.538
1993	9-6	.600
1994	9-6	.600
1995	6-7	.462
1996	3-9	.250
1997	6-10	.375
1998	12-4	.750
1999	10-7	.588
2000	13-2	.867
2001	4-11	.267
2002	8-7	.533
2003	9-6	.600
2004	12-3	.800
2005	13-3	.813
2006	7-5	.583
2007	4-5	.444
2008	4-8	.333
2009	7-2	.778
2010	5-7	.417
2011	5-4	.566
2012	7-5	.583
2013	7-5	.583
2014	9-3	.750
	260-173-1	**.600**

THE LION'S CAGE

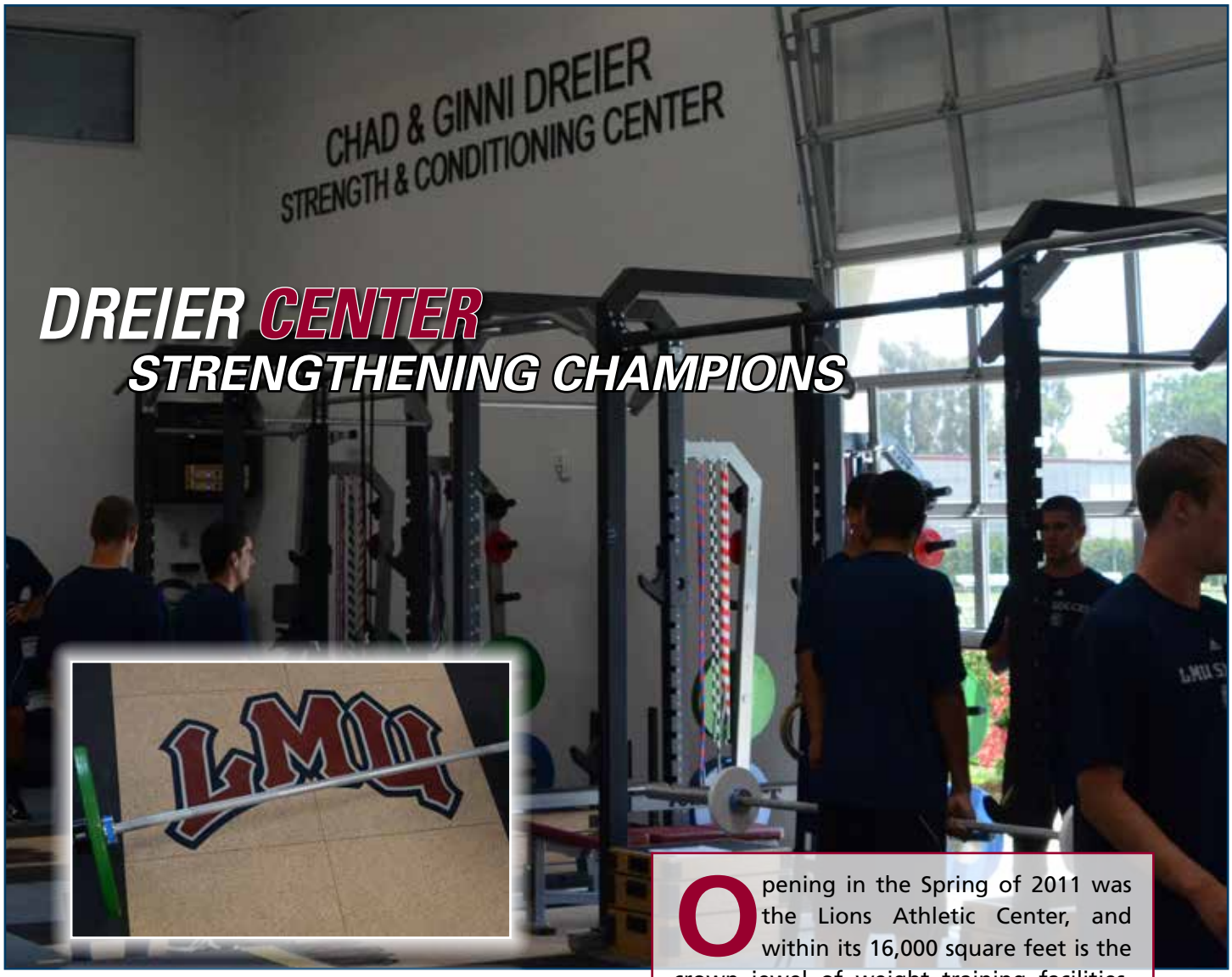

DREIER CENTER
STRENGTHENING CHAMPIONS

Opening in the Spring of 2011 was the Lions Athletic Center, and within its 16,000 square feet is the crown jewel of weight training facilities, the Chad and Ginni Dreier Strength & Conditioning Center. The new facility will be at the core of Building Champions at LMU.

Named in honor of the Chad and Ginni Dreier Family, the 4,000 square foot facility brings state-of-the-art equipment and space to train the more than 450 LMU student-athletes.

The Chad and Ginni Dreier Strength and Conditioning Center includes 12 power lift power racks, 58 pull-up bars, a full set of Iron Grip Dumbbells, brand new bars and bumper plates from Usaka Barbell, and Infinity Flooring with custom insets with logos.

THE LIONS ATHLETIC CENTER

The newest addition to the family of facilities that are home to LMU Athletics is the Lions Athletic Center. The 16,000-square foot facility is located between Albert Gersten Pavilion and Sullivan Field, and brings much needed space to the more than 450 student-athletes who participate on one of the 22 varsity athletic teams at LMU. The main piece of the building is the new weight training facility. Named by the Chad and Ginni Dreier Family, the weight room is more than 4,000-square feet and is one of the top training facilities in the West Coast Conference. In addition to the weight room, there are locker room facilities for baseball, softball, women's soccer and men's soccer. Also within the building is a pair of executive conference rooms and office space for the strength and conditioning coaches and for the athletic facility operations staff. The ADG Fraternity has named the larger of the two conference rooms, which overlooks Sullivan Field. The building also houses the LMU Ticket Office, a new laundry room, and storage facilities.

DIRECTOR OF ATHLETICS

Dr. William S. Husak

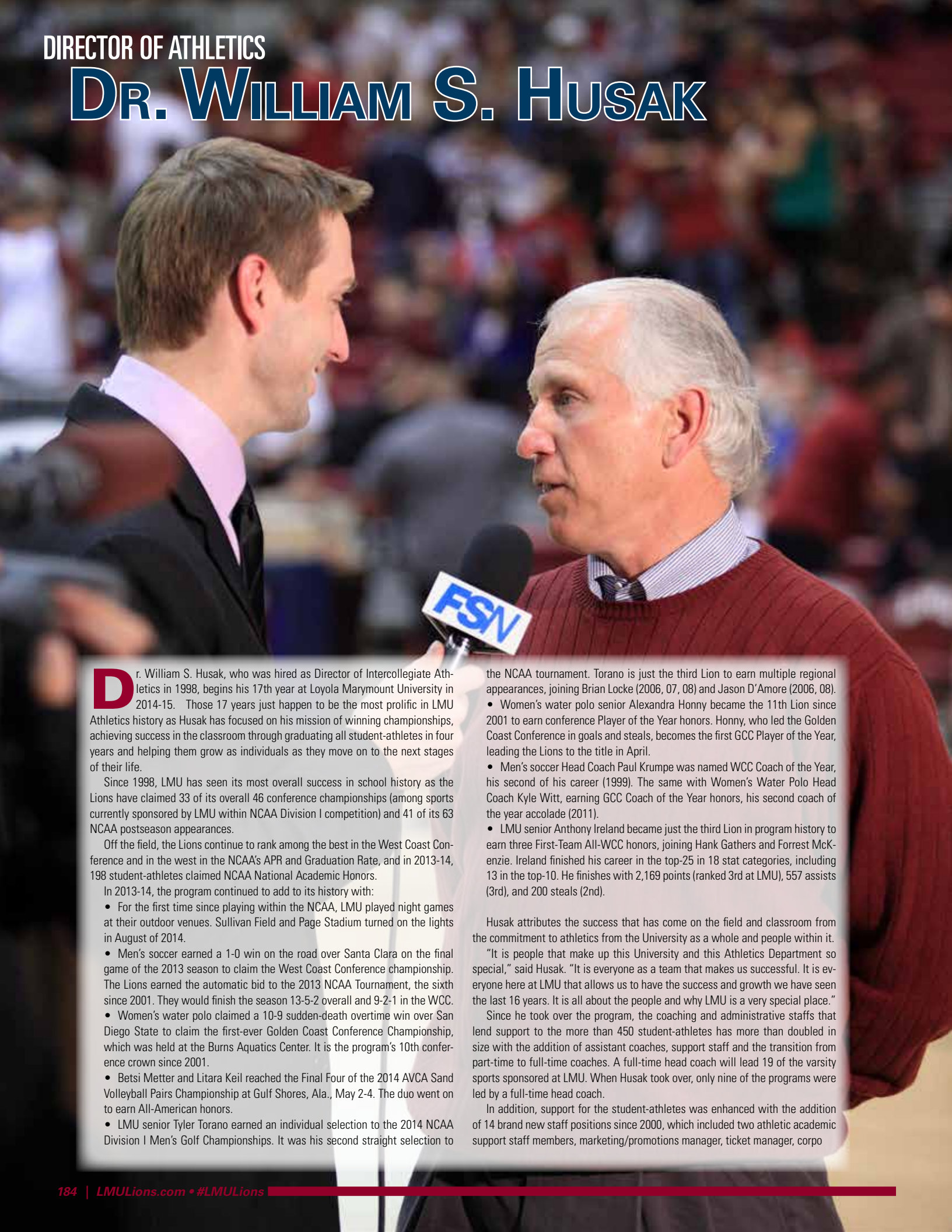

Dr. William S. Husak, who was hired as Director of Intercollegiate Athletics in 1998, begins his 17th year at Loyola Marymount University in 2014-15. Those 17 years just happen to be the most prolific in LMU Athletics history as Husak has focused on his mission of winning championships, achieving success in the classroom through graduating all student-athletes in four years and helping them grow as individuals as they move on to the next stages of their life.

Since 1998, LMU has seen its most overall success in school history as the Lions have claimed 33 of its overall 46 conference championships (among sports currently sponsored by LMU within NCAA Division I competition) and 41 of its 63 NCAA postseason appearances.

Off the field, the Lions continue to rank among the best in the West Coast Conference and in the west in the NCAA's APR and Graduation Rate, and in 2013-14, 198 student-athletes claimed NCAA National Academic Honors.

In 2013-14, the program continued to add to its history with:

- For the first time since playing within the NCAA, LMU played night games at their outdoor venues. Sullivan Field and Page Stadium turned on the lights in August of 2014.
- Men's soccer earned a 1-0 win on the road over Santa Clara on the final game of the 2013 season to claim the West Coast Conference championship. The Lions earned the automatic bid to the 2013 NCAA Tournament, the sixth since 2001. They would finish the season 13-5-2 overall and 9-2-1 in the WCC.
- Women's water polo claimed a 10-9 sudden-death overtime win over San Diego State to claim the first-ever Golden Coast Conference Championship, which was held at the Burns Aquatics Center. It is the program's 10th conference crown since 2001.
- Betsi Metter and Litara Keil reached the Final Four of the 2014 AVCA Sand Volleyball Pairs Championship at Gulf Shores, Ala., May 2-4. The duo went on to earn All-American honors.
- LMU senior Tyler Torano earned an individual selection to the 2014 NCAA Division I Men's Golf Championships. It was his second straight selection to the NCAA tournament. Torano is just the third Lion to earn multiple regional appearances, joining Brian Locke (2006, 07, 08) and Jason D'Amore (2006, 08).
- Women's water polo senior Alexandra Honny became the 11th Lion since 2001 to earn conference Player of the Year honors. Honny, who led the Golden Coast Conference in goals and steals, becomes the first GCC Player of the Year, leading the Lions to the title in April.
- Men's soccer Head Coach Paul Krumpe was named WCC Coach of the Year, his second of his career (1999). The same with Women's Water Polo Head Coach Kyle Witt, earning GCC Coach of the Year honors, his second coach of the year accolade (2011).
- LMU senior Anthony Ireland became just the third Lion in program history to earn three First-Team All-WCC honors, joining Hank Gathers and Forrest McKenzie. Ireland finished his career in the top-25 in 18 stat categories, including 13 in the top-10. He finishes with 2,169 points (ranked 3rd at LMU), 557 assists (3rd), and 200 steals (2nd).

Husak attributes the success that has come on the field and classroom from the commitment to athletics from the University as a whole and people within it.

"It is people that make up this University and this Athletics Department so special," said Husak. "It is everyone as a team that makes us successful. It is everyone here at LMU that allows us to have the success and growth we have seen the last 16 years. It is all about the people and why LMU is a very special place."

Since he took over the program, the coaching and administrative staffs that lend support to the more than 450 student-athletes has more than doubled in size with the addition of assistant coaches, support staff and the transition from part-time to full-time coaches. A full-time head coach will lead 19 of the varsity sports sponsored at LMU. When Husak took over, only nine of the programs were led by a full-time head coach.

In addition, support for the student-athletes was enhanced with the addition of 14 brand new staff positions since 2000, which included two athletic academic support staff members, marketing/promotions manager, ticket manager, corpo



rate relations manager, three assistant athletic trainers, two strength and conditioning assistant coaches, a assistant compliance director and two media relations staff members.

The final major piece to LMU Athletics' growth and success has been through the University's commitment to facilities. Since he has taken over, $25 million has been put into athletic facilities. That list includes the brand new Lions' Athletic Center, the Leavey Center, the Burns Aquatics Center, Smith Field and the addition of lights to Page Stadium and Sullivan Field to name a few.

Lights installed in the summer of 2013 on Page Stadium and Sullivan Field gave LMU its first night game outside on campus in its NCAA Division I history.

The new Lions' Athletic Center includes the 6,000-square foot Chad and Ginni Dreier Strength and Conditioning Center, the new hub of activity of student-athletes. In addition, the Burns Center was used as host to the 2002 and 2006 NCAA Men's Water Polo Championships. It has been the only time LMU has hosted an NCAA championship.

As for the Leavey Center, it houses the offices and team suite areas of all sports except the aquatics programs, who are in the Burns Center. The University dedicated more than 7,000 square feet within the Center for the Athletics Department, giving the 21 programs top-of-the-line offices and work space.

Facility enhancements have also included the Thomas Higgins Short Game Center (golf), the Morris A. Pivaroff and George P. Kading Tournament Court (tennis), and the Jane Browne Bove Boathouse. LMU's existing facilities have also seen their share of growth, including new bleachers and scoreboard to Sullivan Field (soccer), Mikos Blue Monster and Pride Park to Page Stadium (baseball), and a new sound system, floor design and bleachers in Gersten Pavilion.

In addition, the lobby and restrooms within Gersten Pavilion are currently being renovated and plans for the next 18 months include new locker room suites in Gersten Pavilion, including new state-of-the-art areas for men's and women's basketball.

Husak comes from a long and accomplished background as an administrator, fundraiser and professor during a 19-year career at California State University, Long Beach. Between 1993-1998, he served as the Senior Associate Athletics Director and was mainly responsible for Athletics fundraising. While at CSULB between 1983 and 1997, Husak served as an assistant commissioner for the California Collegiate Athletic Association (CCAA). Between 1986 and 1993 he served as chairman of CSULB's physical education department. As an associate professor of physical education at CSULB between 1979 and 1986, he established the university's Motor Behavior Laboratory.

A 1972 graduate of State University of New York (SUNY) at Cortland, Husak holds a master's degree and Ph.D. in Physical Education from Texas A&M University. He and his wife of 41 years, Tish, live in Long Beach and have three married sons and six grandchildren.

BUILDING CHAMPIONS - CAPITAL ENHANCEMENTS SINCE 2000

2014-15	**Gersten Pavilion Locker Room/Training Room**
	Renovation of Gersten Pavilion Locker Rooms and Training Rooms
2013-14	**Outdoor Lighting Project**
	Lighting on Page Stadium & Sullivan Field
2010-11	**Lions Athletic Center Construction:**
	Chad & Ginni Dreier Strength & Conditioning Center
	ADG Conference Room
	Gersten Pavilion: *Lobby & Locker Room Renovations*
2009-10	**Gersten Pavilion:** *State-of-the-Art Floor Replacement/Renovation*
2008-09	**Leavey Center:** *Allocation and Renovation*
	Sullivan Field: *Bleacher Renovation and Installation of New Turf*
	Gersten Pavilion: *New Academic Center; Media Room*
2007-08	**Construction of LMU Baseball Batting Cage**
	LMU Tennis Center: *Installation of New Scoreboard*
	Gersten Pavilion: *New lower level bleachers*
2006-07	**Construction of Smith Field -** *Home to LMU Softball*
	Construction of Higgins Short Game Center - *Home to LMU Men's Golf*
	Sullivan Field: *Installation of New Scoreboard*
2004-05	**Construction of Pride Park at Page Stadium**
2003-04	**LMU Tennis Center: Construction of Morris A. Pivaroff and George P. Kading Tournament Court**
2002-03	**Construction of Jane Browne Bove Boathouse**
	Gersten Pavilion: *Lighting Renovation*
	Burns Aquatics Center: *Installation of New Scoreboard*
2001-02	**Page Stadium:** *Installation of Mikos Blue Monster*
	Gersten Pavilion: *Installation of New Scorebaords/LionVision Videoboard*
	Sullivan Field: *Installation of Permanent Bleacher Seating*
2000-01	**Construction of Burns Recreation and Aquatics Center**

Staff Directory

GENERAL PHONE: (310) 338-2765
TICKETS: (310) 338-LION (5466)
BY MAIL: **Administration:** Loyola Marymount University
1 LMU Drive - MS 8505; Los Angeles, CA 90045
Coaching Staff: Loyola Marymount University
1 LMU Drive - MS 8235; Los Angeles, CA 90045

BY FAX:

Ticket Office:	(310) 338-1616	Administration:	(310) 338-4577
Leavey Center:	(310) 338-5915	Compliance:	(310) 258-4628
Aquatics:	(310) 338-3796	Media Services:	(310) 338-2703
Training Room:	(310) 338-5191	Academics:	(310) 338-5377

ADMINISTRATION (Area Code - 310)

Athletic Director		
Dr. William Husak	Director of Athletics	338-5940
June D'Amour	Office Supervisor	338-3047
Elaine Ferritto Calip	Administrative Assistant	338-1743
Academics		
Matt Casana	Assistant Athletics Director - Academics	338-1736
Sherilyn Frazier	Coordinator for Academic Performance	338-6594
Maureen Schaukowitch	Academic Advisor	338-7510
Compliance		
Nancy Lyons	Assoc. Athletic Director - Compliance	338-7789
Megan Meadows	Assistant Director of Compliance	338-3706
Business & Finance		
Maria Behm	Associate Athletic Director - Business/SWA	338-7645
Andy Petko	Business Affairs Assistant	338-2953
Steven Provencher	Equipment Manager	338-4206
Development		
Brian Luft	Assistant Athletic Director - Development	338-7853
Monica Augustyn	Dir. of Annual Support for Athletic Giving	338-2908
External Relations		
John Shaffer	Associate Athletics Director - External Relations Sports: Men's Basketball, Men's & Women's Water Polo, Men's Golf	338-7643
Jason Hanchar	Assistant Athletics Director - Bus. Develop	338-5201
Tyler Geivett	Assistant Athletics Director - External Comm. Sports: Baseball, Volleyball, Swimming, Tennis, Rowing	338-7638
Sarah Finney	Communications Manager Sports: Men's & Women's Soccer, Women's Basketball, X-Country/Track, Softball	338-5798
Zachary LaGuardia	Ticket Manager	338-4537
Bayli Ziegler	Marketing Manager - Community/Tickets	258-2680
Joel Lawson	Marketing Manager - Game Day	338-1623
Austin Bartolomei-Hill	Coordinator of New Media	338-7768
Internal Operations/Facilities		
Dan Smith	Associate Athletic Director - Internal Ops	338-7483
Shane Howell	Athletic Facilities Manager	338-7641
Angelo Rawles	Athletic Facilities Assistant	338-7642
TBA	Athletic Facilities Assistant	338-7642
Strength Room		
Patrick Dixon	Asst. AD for Strength and Conditioning Sports: Men's Basketball, Men's Water Polo, Swimming, Cheer	338-5796
Geno Del Rosario	Asst. Strength & Conditioning Coach Women's Water Polo, Softball, Volleyball, Women's Soccer, Men's Tennis, Rowing	338-7690
Jack McCormick	Asst. Strength & Conditioning Coach Baseball, Men's Soccer, Women's Basketball, CC/Track, Women's Tennis, Golf, Crew	338-7690
Training Room		
Keith Ellison	Assistant Athletics Director - Sports Medicine Sports: Men's basketball, Women's Rowing, Cheer	338-2874
Lacee Diamond	Assistant Athletics Trainer Sports: Women's Basketball, Cross Country/Track, Women's Tennis	338-2764
Steven Cortez	Assistant Athletics Trainer Sports: Women's Volleyball, Baseball, Sand Volleyball, Men's Crew)	338-5220
Colleen Duff	Assistant Athletics Trainer Sports: Women's Soccer, Softball, Swimming	338-2340
Gary Dyogi	Assistant Athletics Trainer Sports: Men's and Women's Water Polo, Men's Golf	338-2764
Jeremiah Fraser	Assistant Athletics Trainer Sports: Men's Soccer, Men's Tennis	338-2764

SPORTS

Jason Gill	Baseball Head Coach	338-2949
Mike Dunlap	Men's Basketball Head Coach	338-7623
Charity Elliott	Women's Basketball Head Coach	338-7699
John Loughran	Men's Water Polo Head Coach	338-1844
Kyle Witt	Women's Water Polo Head Coach	258-8646
Bonnie Adair	Women's Swimming Head Coach	258-4685
Vaclav Kacir	Rowing Head Coach	338-7624
Scott Guerrero	Cross Country/Track Head Coach	338-7630
Brad Lanning	Men's Golf Head Coach	258-8619
Paul Krumpe	Men's Soccer Head Coach	338-7640
Michelle Myers	Women's Soccer Head Coach	338-2796
Gary Ferrin	Softball Head Coach	338-7651
Tom Lloyd	Men's Tennis Head Coach	338-7589
Jamie Sanchez	Women's Tennis Head Coach	338-7506
Tom Black	Volleyball Head Coach	338-4528

The West Coast Conference traces its beginnings to 1952, where the California Basketball Association was created to provide a venue for five San Francisco Bay Area schools to compete in basketball - including Saint Mary's College, the University of San Francisco, and Santa Clara University. The conference expanded to include Loyola Marymount University and Pepperdine University in 1955, becoming the West Coast Athletic Conference. In 1977, the University of Portland joined the WCAC (shortened to WCC in 1989). Then in 2011-12, BYU became the first full member to join the West Coast Conference since Gonzaga University and the University of San Diego began competing in the WCAC in 1979. More change came in 2013 when the University of the Pacific became the WCC's 10th member for the 2013-14 season.

The 2015 WCC Baseball Championships will return to Stockton's Banner Island Ballpark for the third straight season from May 21-24. The top four teams from the WCC will compete in the Championships.

West Coast Conference
1111 Bayhill Drive, Suite 405
San Bruno, CA 94066
Phone: (650) 873-8622 • Fax: (650) 873-7846

WEST COAST CONFERENCE

EXECUTIVE STAFF

Lynn Holzman	Commissioner
Glenn Layendecker	Senior Assoc. Commissioner/CFO
Isabelle Ignacio	Executive Assistant & Office Manager

SENIOR STAFF

Mia Brickhouse	Assoc. Commissioner for Championships and Admin.
Chris Carlson	Assoc. Commissioner for MBB and Sport Admin.
Jeff Tourial	Assoc. Commissioner, Broadcast Admin. & Strategic Communications
Sarah Wilhelmi	Assoc. Commissioner, Governance & Compliance

STAFF

Ryan McCrary	Senior Director, Communications
Ezra Broder	Asst. Director, Video Services
Charlene Yim	Asst. Director, Compliance & Student-Athlete Services
Dillion Campbell	Championships & External Relations Intern
Amanpreet Muhar	Compliance & Administration Intern

PROPERTIES/THEW.TV

Amanda Blackwell	TheW.tv WCC Correspondent

OFFICIALS COORDINATORS

David Libbey	Coordinator of Men's Basketball Officiating
Violet Palmer	Coordinator of Women's Basketball Officiating
Terry Ching	Coordinator of Softball Umpires
Karen Gee	Coordinator of Women's Volleyball Officiating
Tom Hiler	Coordinator of Baseball Umpires
Sandy Hunt	Coordinator of Soccer Officiating

MEDIA INFORMATION

ACCESS

With few exceptions, all LMU non-game activities of the LMU baseball program are open to the media. All inquiries regarding the practice schedule and status of availability should be made through the Athletic Media Relations Office and Tyler Geivett - Assistant Athletics Director, External Communications. Please notify the Media Services Office at least 24 hours in advance if you plan to attend.

GAMEDAY BASICS

For working media, the press box phone number for Page Stadium is (310) 338-3046... Baseball contact is Tyler Geivett, Assistant Athletics Director - External Communications... Seating is provided in the press box for working media (space can be limited and is dictated based on credential request)... Press box is available with hard-wired ethernet connection and a wireless connection is also available throughout stadium, see staff at the game for assistance and log-in information... stats are provided throughout the game, with printed copies provided whenever needed... LMU is also supported by Statbroadcast's StatMonitor for instant live access of official stats on any laptop... Information will be provided along with wireless log-in information... Postgame interviews will occur down on the field (see below for more).

INTERVIEW SESSIONS

• Non-game

All interviews must be arranged through the Athletic Media Relations Office and Tyler Geivett - Assistant Athletics Director, External Communications. To arrange an interview with a coach or player during the week or non-game days, please contact Tyler Geivett at (310) 338-7638 at least 24 hours prior to the desired interview timed.

• Postgame Interviews:

Home Games - Following a 10-minute "cooling off" period, requested players and Coach Gill will make themselves available to members of the media for interviews in front of the LMU dugout. The LMU locker room is **CLOSED**. To request player(s) for postgame, please see Tyler Geivett - Assistant Athletics Director, External Communications with the list of players prior to the end of the game.

Opponent Interviews - Contact the visiting SID to arrange interviews.

Road Games - The LMU locker room is **CLOSED**. Coach Gill will meet with the media following the 10-minute "cooling off" period. Requested players will also be made available to answer any questions.

MEDIA CREDENTIALS

Press credentials will be limited to working media only. Requests for press credentials should be made in writing on the media institution's letterhead or through institution's email address. Credentials are not guaranteed. Credentials will be granted on a game-by-game basis. Requests for single game credentials must be made 48 hours prior to the start of the desired game. Seating in the press box at Page Stadium will be given on a first-come, first-served basis. All requests for credentials should be made to Tyler Geivett - Assistant Athletics Director, External Communications.

MEDIA WILL CALL

Press credentials will be left at Media Will Call, which will open two hours prior to first pitch. The Will Call is located at the ticket table between Gersten Pavilion and the Lion's Athletic Center.

MLB SCOUTS

Scouts must purchase a ticket to gain access to the game. Scouts will be allowed to enter the stadium prior to and during batting practice, but will be required to leave the stadium and re-enter with a ticket approximately two hours prior to first pitch. There are a number of reserved "VIP" seats behind home plate for scouts, but they are not guaranteed and are on a first-come, first-served basis. Parking passes will not be issued (please see parking sec

LMU SPORTS NETWORK

STREAMING VIDEO/AUDIO

The LMU Sports Network is the official broadcaster of LMU baseball. Every home game will be streamed free of charge live via The LMU Sports Network on LMULions.com. The stream will be accompanied by an audio broadcast. Road games will also feature an audio broadcast on LMULions.com.

VISITING RADIO

Space will be provided for the official radio station of the visiting team. Phone lines are provided to the official radio station of the visiting institution at no cost. However, ONLY LOCAL CALLS CAN BE MADE FROM THESE LINES. To access long distance, a calling card or collect call must be used.

LMU MEDIA SERVICES STAFF

JOHN SHAFFER
Associate AD - External Relations
Sports: Men's Basketball, Men's Golf
Men's & Women's Water Polo
Office: (310) 338-7643
Cell: (310) 864-2626
Email: jshaffer@lmu.edu

TYLER GEIVETT
Asst. AD - External Communications
Sports: Baseball, Tennis, Rowing
Women's Volleyball
Women's Swimming
Office: (310) 338-7638
Cell: (310) 345-6997
Email: tgeivett@lmu.edu

SARAH FINNEY
Communications Manager
Sports: Women's Basketball
Men's & Women's Soccer
Softball, Cross Country/Track
Office: (310) 338-5798
Cell: (310) 261-8470
Email: sfinney1@lmu.edu

AUSTIN BARTOLOMEI-HILL
Coordinator of New Media
Video Operations
Office: (310) 338-7768
Email: Austin.Bartolomei-Hill@lmu.edu

PARKING

The Loyola Marymount University campus is located in Westchester at 1 LMU Drive, approximately four miles north of the Los Angeles International Airport. **PLEASE NOTE:** That parking is no longer free on campus. LMU will grant parking passes on a limited basis and to working media only. Passes are **NOT** guaranteed.

LMU charges for parking on campus, Monday - Friday from 8:00 a.m. to 8:00 p.m. (except University Holidays). All fans attending games at LMU during those times will be required to register and pay for parking. To pay parking **YOU NEED YOUR LICENSE PLATE NUMBER**. Fans are to access the campus via the main entrance at 1 LMU Drive off of Lincoln Boulevard. Visitor parking is available in the following locations:

University Hall, P2 and P3
Drollinger Parking Plaza, Upper Level (UL) and Lower Level (LL)
Xavier Hall (Lot I)
Del Rey Apartments (Lot H)
Hannon Apartments (Lot A)

RATES: The first 20 minutes are complimentary, with the rate of $2 for each additional 20 minutes with a daily maximum of $10.

ALL PARKED VEHICLES ON THE LMU CAMPUS MUST BE REGISTERED VIA LICENSE PLATE NUMBER (YOU WILL NEED THAT TO PAY FOR PARKING). Parking passes may be purchased at pay stations located in the parking lots or online. Daily rates may be paid via the following methods:

1. Using the pay stations located in the parking lots
2. Purchasing a day pass online
3. Via smart phone using the ParkMobile app.
4. From any phone using a toll-free Pay-by-Phone number

For additional instructions on using the payment methods above, visit: LMU.edu/parking.

After parking, a visitor should note their license plate then follow the directional signs to the nearest pay station where they will be prompted to register their vehicle via license plate. To see location of the paystations, visit GAMEDAY CENTRAL on LMULions.com.

DIRECTIONS

The Loyola Marymount University campus is located in Westchester at 1 LMU Drive, approximately four miles north of the Los Angeles International Airport. Those coming to campus must use the main entrance off of Lincoln Blvd. on LMU Drive. You can get directions from the guard at the front gate.

From the Los Angeles International Airport:
Travel north on Sepulveda Blvd. Remain in either of the left two lanes and merge onto Lincoln Blvd. Follow Lincoln Blvd north past Manchester Blvd. Turn right onto LMU Drive.

From the South:
Travel on 405 North, exit on Jefferson Blvd., and turn left. Head west and make a left onto Lincoln Blvd. Head south and turn left into the campus on LMU Drive.

From the North:
Travel on 405 South, exit on Jefferson Blvd., and turn right. Head west and make a left onto Lincoln Blvd. Head south and turn left into the campus on LMU Drive.

From the East (using the 105 Freeway):
Travel on 105 West, exit on Sepulveda Blvd., and go north. Remain in either of the left two lanes and merge onto Lincoln Blvd. Follow Lincoln Blvd north past Manchester Blvd. Turn right onto LMU Drive.

From the East (using the 10 Freeway):
Travel on 10 West to 405 South, exit on Jefferson Blvd., and turn right. Head west and make a left onto Lincoln Blvd. Head south and turn left into the campus on LMU Drive.

DINING ON CAMPUS

There are plenty of places to get a bite to eat before, during and after any LMU athletics' event. There is always the concession stand during the game. Ranging from sit down dinners at the Crimson Lion to a burger and fries at Iggy's Diner to a quick Jamba Juice on the go, there is something for everyone when dining at LMU. Dining options include:

East Campus
The Lair Marketplace - Malone Center (9 on map); Jamba Juice - SE Corner Malone Center (9); The Lions' Den - Chapel side of Malone Center (9); Pizza del Rey - Founders Pavilion (10); Iggy's Diner- McKay Hall (16); The Loft - Hannon Apts., Upstairs (15); Lion's Cafe - Alumni Mall near Foley Pond

West Campus (University Hall)
The Roski Dining; The Lion's Corner Cafe; Crimson Lion - University Hall

WEB POLICY

Other than the official website of each participating institution, the West Coast Conference (WCC) and contractual rights-fee paying media, representatives credentialed to an LMU athletics event shall not post any game footage, statistics, game updates, or game information on any website (other than that of Associated Press, institutional websites, WCC website or contractual rights-fee paying media website) for 30 minutes following the conclusion of the contest.

CREDENTIAL POLICIES

A working credential ("Credential") is issued as a courtesy to an accredited agency for the sole purpose of providing stadium or venue access to an individual representative of the Agency (the "Bearer") who has a legitimate working function in connection with the event for which this credential is issued. Any unauthorized use of this Credential or violation of its terms subjects the Bearer to ejection from the event stadium or venue(s) and revocation of the Credential. This Credential is non-transferable and may be revoked at any time without cause. The Credential authorizes the use by the Agency, solely for news and editorial coverage of the Event, of any descriptions, accounts, photographs, films, audio or video recordings, or drawings of the Event. Any other use or attempted use by the Bearer or the Agency is expressly prohibited, unless the Agency has obtained the advance written permission of Loyola Marymount University Athletics for such other use. The Bearer shall not use more than three (3) minutes of video highlights from the Event, and such usage shall be limited to a regularly scheduled television newscast aired by the Agency within a seven (7) day period following the Event. Bearer assumes all risk of harm while covering this Event. The Agency and the Bearer agree to indemnify and hold harmless Loyola Marymount University from and against any and all claims arising out of any acts or omissions of the Bearer. Acceptance of the credential constitutes agreement by the Bearer and the Agency to abide by the foregoing conditions. For complete credential and access policies and procudures, visit the game day central section on the LMU Athletics webiste.

REFERENCE TO LMU

When referring to the University, please use its full title, Loyola Marymount University or LMU. Please avoid using "Loyola" or "Marymount" alone.

FOLLOWING THE LIONS

SEASON TICKETS

LMU Baseball is set to have its second season at Page Stadium UNDER THE LIGHTS, and together We Are LMU Lions. Season tickets start at $40, and with 31 home games scheduled at Page Stadium this year, you can catch every game this year for nearly $1 per game.

Reserved seating is located behind home plate in the seat-back chairs. Reserved seating tickets can be purchased on a game-by-game basis or by purchasing a $70 Reserved Seating season ticket. The $70 season ticket comes with the LMU season ticket scarf and a nameplate to reserve your seat for the entire year at Page Stadium.

INDIVIDUAL GAME TICKETS

Purchasing tickets to LMU baseball and all ticketed events through LMU Athletics has never been easier. Thanks to a partnership with TicketsWest, purchasing tickets can be done through LMULions.com/Tickets. The new print at home features helps you avoid lines and gets you to the game even faster. Check-out the new home for LMU TICKETS and order today!

Tickets to home games are also available through the LMU Ticket Office at (310) 338-LION. The ticket office is open Monday through Friday, 12:00 to 6:00 p.m. Please contact Zack LaGuardia at (310) 338-4537 for information on group discounts. Tickets for all home games may be purchased on game day.

LMU SPORTS NETWORK

The official video network of LMU Athletics. The LMU Sports Network will broadcast all non-televised home games. The LMUSN will broadcast more than 70 games this season, including men's basketball, women's basketball, baseball, men's soccer, women's soccer, water polo and softball.

STATS, STATS AND MORE STATS

Thanks to LMU's partnership with CBS Interactive, fans can follow LMU sports as they happen via GameTracker. GameTracker is the next generation in live stat presentation, powered solely by Flash and XML. In addition to GameTracker, LMU Athletics has partnered with StatBroadcast to provide StatMonitr and StatBroadcast. The StatBroadcast® Live system is a real-time live stats platform that allows fans to access stats via mobile devices as well as integrate directly with web browsers.

SOCIALLY

Find the Lions everywhere. Here is how:

http://facebook.com/LMULions

@BaseballLMU @LMULions #LMULions

YouTube http://youtube.com/LMULionsTV

http://instagram.com/LMULions

www.LMULIONS.com

#LMULIONS

ROAR, LMU REWARDS & GAMEDAY PROMOTIONS

The official booster group of the LMU Lions is the ROAR and throughout the entire season look for special events that make the game day experience extra special. Admission to all LMU regular season home athletic events is FREE to current LMU students by using their LMU One Card. And you can earn points and great prizes by going to the games and following the Lions on social media. Join at:

www.LMURewards.com

LMU Rewards is a FREE program offered to encourage fan interaction and activity (attending games, checking in to locations and social media activity). Sign-up at LMURewards.com and link your Facebook, Twitter and Instagram accounts to LMU Rewards. Students, faculty and staff will automatically receive points each time you swipe your LMU OneCard at any home athletic event and you can earn additional points by "LIKE-ing" "Retweeting" or "Hashtagging" any of the accounts or verified hashtags listed in the FAQ's SECTION. Once you've started accumulating points you can visit the PRIZE STORE to spend your points on prizes and contests! JOIN TODAY.

LIONS ATHLETIC FUND

Supporting the Student-Athletes of Loyola Marymount University

More than 400 student-athletes, hundreds of faculty and staff throughout campus, countless alums and fans world wide join together to become LMU Lions. Its a "GO LIONS" for a greeting. Its the historic tradition of Hank's House. Its the new tradition of night games for Sullivan and Page. Its the Bluff. University Hall. It's a family. It's what pride looks like. Be part of the pride and JOIN THE LIONS ATHLETIC FUND. Support provides assistance to the annual needs of Loyola Marymount University's 22 intercollegiate teams through scholarships and team support, allowing the Lions, US, to achieve the highest level of success both athletically and academically. Together WE ARE LMU Lions... join the pride today.

MORE FROM LIONSFUND

An annual celebration held in mid-May of each year, the LMU Golf Classic and Dinner Auction has become one of the premier events on the Loyola Marymount University calendar. Held at the beautiful Pacific Palms Resort, the Golf Classic has gained recognition as one of the top higher education golf tournaments in all of Southern California. Pacific Palms features two 4-Star golf courses, a full service spa, first-class restaurants, a hotel, and much more to make it a first-class destination for all our fans. Over the course of the event's 20-year history, over $900,000 has been raised in support of student-athlete scholarships. We thank all our sponsors, donors, and participants for their support, and we hope you plan to join us this year for the 22nd Annual LMU Golf Classic and Dinner Auction on Friday, May 15, 2015! To get a jump on reserving your spot, email golions@lmu.edu TODAY!

GET IN GEAR

The LMULions.com Store is the official online store of LMU Athletics. This store was assembled so fans across the country could show their allegiance to their favorite school while at the same time contributing to the success of the athletics department. Proceeds from every purchase made in this store go directly to the athletics department, so you can be secure in knowing that every time you buy something from the store, you're doing more than wearing the colors. You're contributing to the success of the teams on the field. Merchandise for the LMULions.com Official Store includes Nike, an official sponsor and partner of LMU Athletics. The athletics department has teamed with Nike to provide the best for its teams in competition and it is available to you with the most extensive selection of officially licensed LMU products on the internet.

CAMPUS MAP

ATHLETICS OFFICES/FACILITIES

ATO **Athletics' Ticket Office H-9**
Lions Athletic Center

BLC **Baseball Storage Facility I-10**
Batting Cages & Weight Room

BRC **Burns Recreation and Aquatics Center... H-7**
Men's & Women's Water Polo Offices
Women's Swimming Offices

GER **Gersten Pavilion H-8**
Athletics Director, Academic Services, Administration Offices, Training Room

HGC **Higgins Short Game Center J-8**
Men's Golf Practice Facility

LAC **Leavey Center F-6**
Chad and Ginni Dreier Strength & Conditioning Center; ADG Conference Room

LEV **Leavey Center F-6**
Men's & Women's Soccer ... 1st Floor-Suite A
Crew/Rowing ..... 1st Floor-Suite B
Men's Golf ..... 1st Floor-Suite B
Cross Country/Track ..... 1st Floor-Suite B
Reception ..... 1st Floor-Suite B
Men's Basketball ..... 2nd Floor-Suite E
Men's & Women's Tennis .. 2nd Floor-Suite F
Baseball ..... 2nd Floor-Suite G
Volleyball ..... 2nd Floor-Suite G
Softball ..... 2nd Floor-Suite G
Women's Basketball ..... 2nd Floor-Suite H

LVF **Leavey Field D-6**
Soccer Practice Field

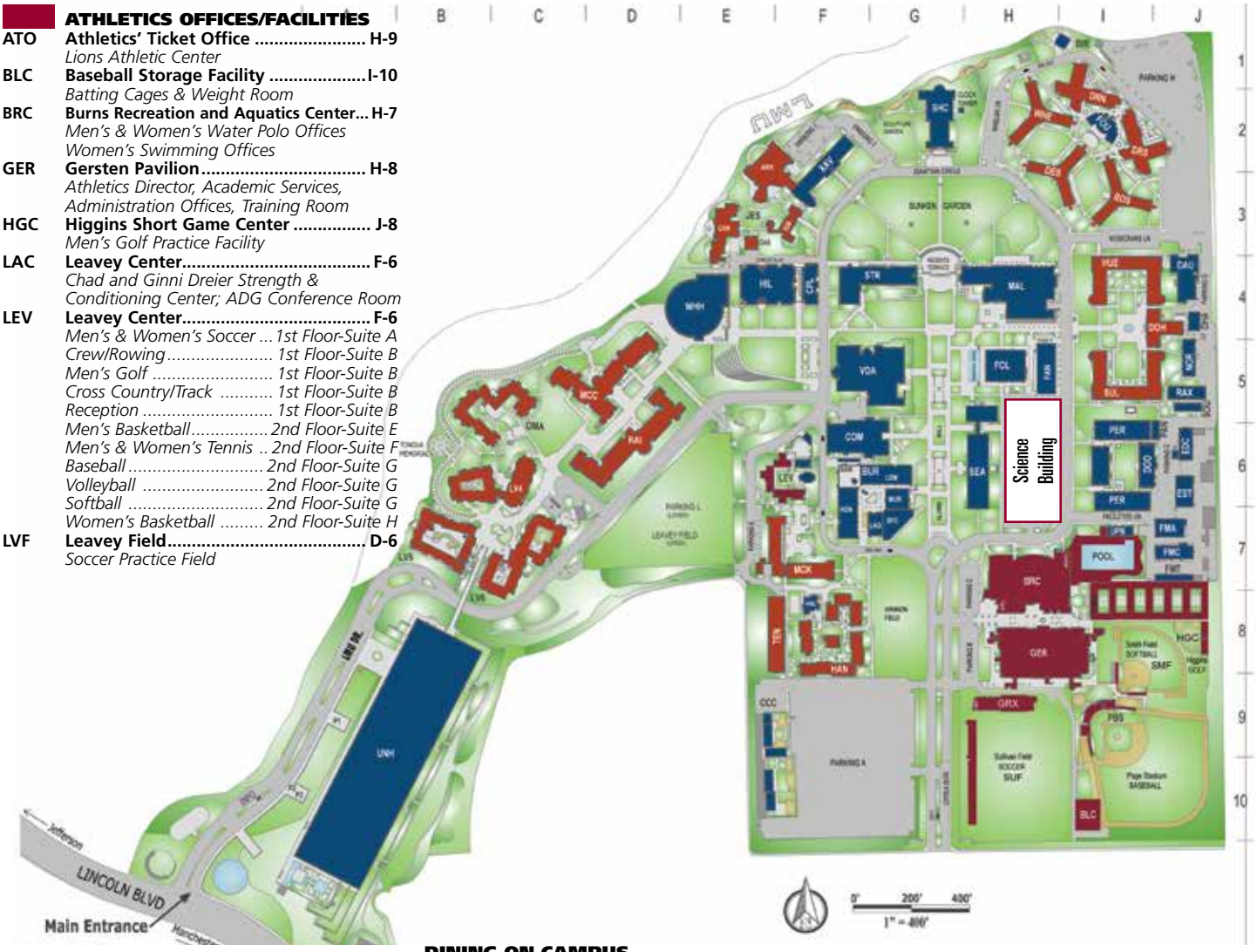

ATHLETICS COMPETITION VENUES

GER **Gersten Pavilion H-8**
Men's & Women's Basketball
Women's Volleyball

LTC **LMU Tennis Center I-8**
Men's & Women's Tennis

PBS **Page Stadium I-9**
Baseball

POOL **Burns Aquatics Center H-7**
Men's & Women's Water Polo
Women's Swimming

SUF **Sullivan Field H-10**
Men's & Women's Soccer

SMF **Smith Field I-8**
Softball

GAME DAY/VISITOR PARKING

Lot A **Hannon Parking Lot F-9**

Lot B **Gersten Parking Lot H-8**
TV | Team | Official Parking

Lot C **Burns Center Parking H-8**

Lot H **Del Rey Parking Lot J-1**

Lot I **Xavier Hall Parking Lot F-2**

Lot L **Drolinger Parking Plaza D-7**

P2-3 **U-Hall Visitor Parking A-10**

DINING ON CAMPUS

An hour before the game, the Concession Stand by Sodexo will begin serving a wide variety of items. Getting here before that? Well, there are plenty of places to get a bite to eat before, during and after any LMU athletics' event.

Dining options include:

East Campus
Lion's Den Coffee Shop, Malone Building
Lair Marketplace, Malone Building
Jamba Juice, Malone Building
Wow Pizza de Rey, Founder's Pavilion
Jazzman's Cafe, Hannon Library
C-Lion Del Rey Market
Munch - Fresh Food Market - Malone Building

West Campus
Roski Dining, Uhall
The Lions' Corner Cafe, UHall
Crimson Lion, UHall Room 1767
Iggy's Dinner, McKay Hall
C-Lion Leavey Market
The Coffee Bean - Leavey Circle

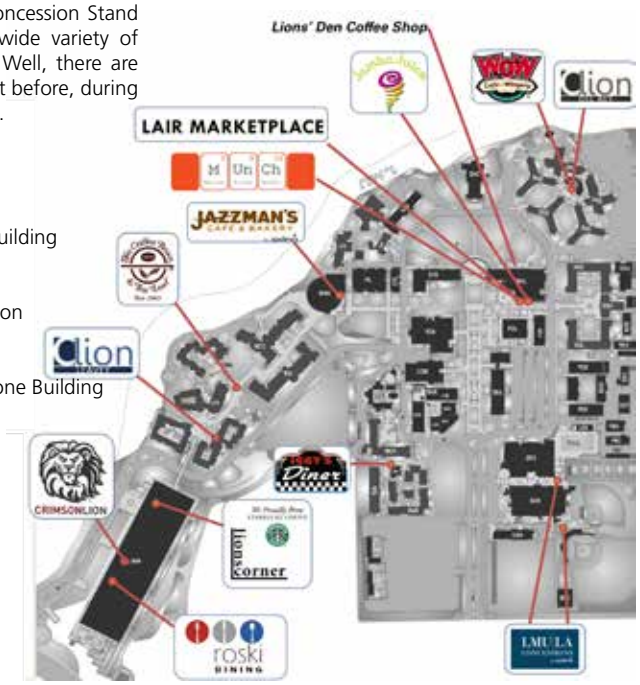

2015 WCC COMPOSITE SCHEDULE

FRIDAY, FEBRUARY 13

Gonzaga vs. Utah Valley (Northridge, Calif.)	10:00 a.m
San Francisco at Texas Tech	12:00 p.m
BYU at UC Santa Barbara	2:00 p.m
Santa Clara at Vanderbilt	2:00 p.m
Tulane at Pepperdine	2:00 p.m
Saint Mary's at Seattle	5:00 p.m
Morehead State at San Diego	6:00 p.m
Portland at UC Riverside	6:00 p.m
San Jose State at LMU	6:00 p.m
Washington at Pacific	6:00 p.m

SATURDAY, FEBRUARY 14

Gonzaga at Cal State Northridge	10:00 a.m
San Francisco at Texas Tech	10:00 a.m
BYU at UC Santa Barbara	11:00 a.m
Portland at UC Riverside	12:00 p.m
Santa Clara at Vanderbilt	12:00 p.m
Saint Mary's at Seattle	1:00 p.m
Tulane at Pepperdine	1:00 p.m
Morehead State at San Diego	2:00 p.m
San Francisco at Texas Tech	2:00 p.m
Washington at Pacific	2:00 p.m
BYU at UC Santa Barbara	2:30 p.m
Portland at UC Riverside	3:00 p.m
Saint Mary's at Seattle	5:00 p.m
Morehead State at San Diego	6:00 p.m
San Jose State at LMU	6:00 p.m

SUNDAY, FEBRUARY 15

Gonzaga vs. Utah Valley (Northridge, Calif.)	10:00 a.m
San Francisco at Texas Tech	10:00 a.m
Santa Clara at Vanderbilt	10:00 a.m
Saint Mary's at Seattle	12:00 p.m
Morehead State at San Diego	1:00 p.m
Portland at UC Riverside	1:00 p.m
San Jose State at LMU	1:00 p.m
Tulane at Pepperdine	1:00 p.m
Washington at Pacific	1:00 p.m
Gonzaga at Cal State Northridge	2:00 p.m

MONDAY, FEBRUARY 16

Washington at Pacific	1:00 p.m
BYU at UC Santa Barbara	2:00 p.m

TUESDAY, FEBRUARY 17

Santa Clara at UC Davis	2:00 p.m
Seattle University at Portland	2:00 p.m
LMU at San Diego State	6:00 p.m
Pepperdine at Long Beach State	6:00 p.m
San Francisco at San Jose State	6:00 p.m

THURSDAY, FEBRUARY 19

BYU vs. Nebraska (Peoria, Ariz.)	12:00 p.m

FRIDAY, FEBRUARY 20

BYU vs. Nebraska (Peoria, Ariz.)	11:00 a.m
Butler at Pepperdine	2:00 p.m
Eastern Michigan at Saint Mary's	2:00 p.m
Gonzaga at UC Davis	2:00 p.m
Portland at Sacramento State	2:00 p.m
BYU vs. Nebraska (Peoria, Ariz.)	3:00 p.m
San Francisco at Tulane	4:30 p.m
Cincinnati at Santa Clara	6:00 p.m
Dallas Baptist at San Diego	6:00 p.m
Saint Joseph's at LMU	6:00 p.m
Pacific at UNLV	6:05 p.m

SATURDAY, FEBRUARY 21

Eastern Michigan at Saint Mary's	10:00 a.m
BYU vs. Nebraska (Peoria, Ariz.)	11:00 a.m
Gonzaga at UC Davis	11:00 a.m
Portland at Sacramento State	11:00 a.m
Butler at Pepperdine	1:00 p.m
Gonzaga at UC Davis	1:00 p.m
Dallas Baptist at San Diego	2:00 p.m
Portland at Sacramento State	2:00 p.m
San Francisco at Tulane	2:00 p.m
Pacific at UNLV	2:05 p.m
Cincinnati at Santa Clara	3:00 p.m
Saint Joseph's at LMU	6:00 p.m
Cincinnati at Santa Clara	6:30 p.m

SUNDAY, FEBRUARY 22

Dallas Baptist at San Diego	11:00 a.m
San Francisco at Tulane	11:00 a.m
Portland at Sacramento State	12:00 p.m
Butler at Pepperdine	1:00 p.m
Eastern Michigan at Saint Mary's	1:00 p.m
Gonzaga at UC Davis	1:00 p.m
Saint Joseph's at LMU	1:00 p.m
Pacific at UNLV	1:05 p.m

MONDAY, FEBRUARY 23

Pacific at UNLV	2:05 p.m

TUESDAY, FEBRUARY 24

UC Santa Barbara at Pepperdine	2:00 p.m
LMU at UC Riverside	6:00 p.m
Portland at Oregon	6:00 p.m
San Diego at San Diego State	6:00 p.m

WEDNESDAY, FEBRUARY 25

Portland at Washington	5:00 p.m

THURSDAY, FEBRUARY 26

Gonzaga vs. Purdue (Phoenix, Ariz.)	12:00 p.m
Hawai'i at Pepperdine	2:00 p.m
BYU at Oklahoma	4:00 p.m

FRIDAY, FEBRUARY 27

BYU at Oklahoma	11:00 a.m
USF vs. Utah Valley (Albuquerque, N.M.)	11:00 a.m
Gonzaga vs. Bakersfield (Phoenix, Ariz.)	12:00 p.m
Cal State Northridge at Saint Mary's	2:00 p.m
UC Davis at Portland	2:00 p.m
BYU at Oklahoma	3:00 p.m
San Francisco at New Mexico	3:00 p.m
Pacific at Nevada	4:00 p.m
San Diego at Texas	5:30 p.m
Eastern Michigan at Santa Clara	6:00 p.m
Nebraska at LMU	6:00 p.m
Hawai'i at Pepperdine	TBA

SATURDAY, FEBRUARY 28

Cal State Northridge at Saint Mary's	10:00 a.m
BYU at Oklahoma	11:00 a.m
USF vs. Utah Valley (Albuquerque, N.M.)	11:00 a.m
Gonzaga vs. Purdue (Phoenix, Ariz.)	12:00 p.m
Eastern Michigan at Santa Clara	1:00 p.m
Hawai'i at Pepperdine	1:00 p.m
Pacific at Nevada	1:00 p.m
UC Davis at Portland	1:00 p.m
Cal State Northridge at Saint Mary's	2:00 p.m
Eastern Michigan at Santa Clara	4:30 p.m
San Diego at Texas	4:30 p.m
Nebraska at LMU	6:00 p.m

SUNDAY, MARCH 1

San Diego at Texas	11:00 a.m
Eastern Michigan at Santa Clara	12:00 p.m
Nebraska at LMU	12:00 p.m
Cal State Northridge at Saint Mary's	1:00 p.m
Gonzaga at Arizona State	1:00 p.m
Hawai'i at Pepperdine	1:00 p.m
Pacific at Nevada	1:00 p.m
UC Davis at Portland	1:00 p.m
San Francisco at New Mexico	2:00 p.m

TUESDAY, MARCH 3

Portland at Seattle	4:00 p.m
LMU at Long Beach State	6:00 p.m
Pepperdine at Cal State Fullerton	6:00 p.m
Santa Clara at Cal Poly	6:00 p.m
UC Riverside at San Diego	6:00 p.m

WEDNESDAY, MARCH 4

Oregon State at Portland	2:00 p.m
San Francisco at California	6:00 p.m

THURSDAY, MARCH 5

Hartford at BYU	2:00 p.m

FRIDAY, MARCH 6

Hartford at BYU	1:00 p.m
Santa Clara at Kansas State	1:00 p.m
LMU at Arkansas	1:05 p.m
UC Riverside at San Francisco	2:00 p.m
Gonzaga at Tulane	4:30 p.m
Hartford at BYU	4:30 p.m
Pepperdine at Washington	5:00 p.m
Saint Mary's at Utah Valley	5:00 p.m
Cal Poly at Pacific	6:00 p.m
Portland at Arizona	TBA
San Diego at Mississippi State	TBA

SATURDAY, MARCH 7

Hartford at BYU	11:00 a.m
Gonzaga at Tulane	12:00 p.m
Saint Mary's at Utah Valley	12:00 p.m
Santa Clara at Kansas State	12:00 p.m
UC Riverside at San Francisco	1:00 p.m
Cal Poly at Pacific	2:00 p.m
Pepperdine at Washington	2:00 p.m
Saint Mary's at Utah Valley	4:00 p.m
LMU at Arkansas	TBA
Portland at Arizona	TBA
San Diego at Mississippi State	TBA

SUNDAY, MARCH 8

Santa Clara at Kansas State	10:00 a.m
Gonzaga at Tulane	11:00 a.m
LMU at Arkansas	11:05 a.m
Saint Mary's at Utah Valley	12:00 p.m
Cal Poly at Pacific	1:00 p.m
Pepperdine at Washington	1:00 p.m
UC Riverside at San Francisco	1:00 p.m
Portland at Arizona	TBA
San Diego at Mississippi State	TBA

TUESDAY, MARCH 10

UCLA at Pepperdine	3:00 p.m
Gonzaga at Arkansas	4:35 p.m
BYU at Utah Valley	5:00 p.m
Cal State Fullerton at San Diego	6:00 p.m
California at Pacific	6:00 p.m
San Francisco at Oregon	6:00 p.m
TCU at LMU	6:00 p.m
Portland at Oregon State	TBA

WEDNESDAY, MARCH 11

San Francisco at Oregon	1:00 p.m
Gonzaga at Arkansas	1:05 p.m

THURSDAY, MARCH 12

Pepperdine at BYU	5:00 p.m

FRIDAY, MARCH 13

Pacific at Saint Mary's	3:00 p.m
Pepperdine at BYU	5:00 p.m
Portland at San Diego	6:00 p.m
San Francisco at Gonzaga	6:00 p.m
Santa Clara at LMU	6:00 p.m

SATURDAY, MARCH 14

Pepperdine at BYU	12:00 p.m
Pacific at Saint Mary's	1:00 p.m
Portland at San Diego	6:00 p.m
San Francisco at Gonzaga	6:00 p.m
Santa Clara at LMU	6:00 p.m

SUNDAY, MARCH 15

San Francisco at Gonzaga	12:00 p.m
Pacific at Saint Mary's	1:00 p.m
Portland at San Diego	1:00 p.m
Santa Clara at LMU	1:00 p.m

TUESDAY, MARCH 17

California at San Francisco	2:00 p.m
Pepperdine at Cal State Northridge	3:00 p.m
Washington at Portland	3:00 p.m
Saint Mary's at San Jose State	6:00 p.m
San Diego State at LMU	6:00 p.m
Washington State at San Diego	6:00 p.m

WEDNESDAY, MARCH 18

Dartmouth at Pepperdine	3:00 p.m

THURSDAY, MARCH 19

BYU at Gonzaga	6:00 p.m

FRIDAY, MARCH 20

LMU at Pepperdine	3:00 p.m
BYU at Gonzaga	6:00 p.m
San Diego at Santa Clara	6:00 p.m
San Francisco at Pacific	6:00 p.m
Portland at Saint Mary's	TBA

SATURDAY, MARCH 21

BYU at Gonzaga	12:00 p.m
LMU at Pepperdine	1:00 p.m
San Francisco at Pacific	2:00 p.m
San Diego at Santa Clara	6:00 p.m
Portland at Saint Mary's	TBA

SUNDAY, MARCH 22

LMU at Pepperdine	1:00 p.m
San Diego at Santa Clara	1:00 p.m
San Francisco at Pacific	1:00 p.m
Portland at Saint Mary's	TBA

MONDAY, MARCH 23

Texas-Pan American at Pacific	6:00 p.m
San Diego at Stanford	TBA

TUESDAY, MARCH 24

UC Davis at San Francisco	2:00 p.m
Northwestern at Saint Mary's	3:00 p.m
Santa Clara at Grand Canyon	5:30 p.m
Pepperdine at USC	6:00 p.m
UC Santa Barbara at LMU	6:00 p.m
Washington at Gonzaga	6:00 p.m
BYU at Utah Valley	TBA

WEDNESDAY, MARCH 25

Santa Clara at Grand Canyon	1:30 p.m
Northwestern at Saint Mary's	3:00 p.m
Washington at Gonzaga	5:00 p.m
Hawaii at LMU	6:00 p.m

FRIDAY, MARCH 27

Pepperdine at Portland	3:00 p.m
Saint Mary's at San Francisco	3:00 p.m
BYU at San Diego	6:00 p.m
Gonzaga at LMU	6:00 p.m
Pacific at Santa Clara	6:00 p.m

SATURDAY, MARCH 28

BYU at San Diego	1:00 p.m
Pepperdine at Portland	1:00 p.m
Saint Mary's at San Francisco	1:00 p.m
Gonzaga at LMU	6:00 p.m
Pacific at Santa Clara	6:00 p.m

SUNDAY, MARCH 29

Gonzaga at LMU	1:00 p.m
Pacific at Santa Clara	1:00 p.m
Pepperdine at Portland	1:00 p.m
Saint Mary's at San Francisco	1:00 p.m

MONDAY, MARCH 30

BYU at San Diego State	3:00 p.m
Nevada at Santa Clara	6:00 p.m

TUESDAY, MARCH 31

Saint Mary's at UC Davis	2:30 p.m
Cal Poly at Pepperdine	3:00 p.m
San Francisco at Stanford	5:30 p.m
Portland at Oregon	6:00 p.m
Sacramento State at Pacific	6:00 p.m
Washington State at Gonzaga	6:00 p.m
LMU at Grand Canyon	6:30 p.m
San Diego at UC Irvine	6:30 p.m

THURSDAY, APRIL 2

LMU at Saint Mary's	3:00 p.m
Pepperdine at Pacific	6:00 p.m
Pepperdine at Pacific	6:00 p.m
Portland at BYU	6:00 p.m
San Francisco at Santa Clara	6:00 p.m
San Diego at Gonzaga	6:30 p.m

FRIDAY, APRIL 3

LMU at Saint Mary's	3:00 p.m
Pepperdine at Pacific	6:00 p.m
Pepperdine at Pacific	6:00 p.m
Portland at BYU	6:00 p.m
San Diego at Gonzaga	6:00 p.m
San Francisco at Santa Clara	6:00 p.m

SATURDAY, APRIL 4

Portland at BYU	12:00 p.m
San Diego at Gonzaga	12:00 p.m
LMU at Saint Mary's	1:00 p.m
Pepperdine at Pacific	2:00 p.m
Pepperdine at Pacific	2:00 p.m
San Francisco at Santa Clara	6:00 p.m

MONDAY, APRIL 6

Stanford at Pacific	6:00 p.m

TUESDAY, APRIL 7

Oregon at Portland	3:00 p.m
Gonzaga at Washington State	6:00 p.m
Pacific at Stanford	6:00 p.m
Pepperdine at Cal Poly	6:00 p.m
San Diego at Cal State Fullerton	6:00 p.m
UC Riverside at LMU	6:00 p.m
Utah Valley at BYU	TBA

WEDNESDAY, APRIL 8

Portland at Seattle	4:00 p.m

THURSDAY, APRIL 9

BYU at LMU	6:00 p.m

FRIDAY, APRIL 10

Portland at San Francisco	3:00 p.m
Santa Clara at Pepperdine	3:00 p.m
BYU at LMU	6:00 p.m
Pacific at San Diego	6:00 p.m
Saint Mary's at Gonzaga	6:00 p.m

SATURDAY, APRIL 11

Portland at San Francisco	1:00 p.m
Santa Clara at Pepperdine	1:00 p.m
BYU at LMU	2:00 p.m
Pacific at San Diego	6:00 p.m
Saint Mary's at Gonzaga	6:00 p.m

SUNDAY, APRIL 12

Saint Mary's at Gonzaga	12:00 p.m
Pacific at San Diego	1:00 p.m
Portland at San Francisco	1:00 p.m
Santa Clara at Pepperdine	1:00 p.m

MONDAY, APRIL 13

Nevada at San Francisco	2:00 p.m
BYU at Cal State Northridge	3:00 p.m

TUESDAY, APRIL 14

San Francisco at UC Davis	2:30 p.m
Pacific at Sacramento State	3:00 p.m
San Jose State at Saint Mary's	3:00 p.m
USC at Pepperdine	3:00 p.m
Long Beach State at San Diego	6:00 p.m
Stanford at Santa Clara	6:00 p.m
UNLV at LMU	6:00 p.m
Portland vs. Oregon State (Keizer, Ore.)	TBA

WEDNESDAY, APRIL 15

Oregon at Portland	3:00 p.m

FRIDAY, APRIL 17

Gonzaga at Portland	3:00 p.m
Saint Mary's at Pepperdine	3:00 p.m
Santa Clara at TCU	4:30 p.m
Pacific at LMU	6:00 p.m
San Francisco at San Diego	6:00 p.m

SATURDAY, APRIL 18

Gonzaga at Portland	1:00 p.m
Saint Mary's at Pepperdine	1:00 p.m
Santa Clara at TCU	2:00 p.m
Pacific at LMU	6:00 p.m
San Francisco at San Diego	6:00 p.m

SUNDAY, APRIL 19

Santa Clara at TCU	11:00 a.m
Gonzaga at Portland	1:00 p.m
Pacific at LMU	1:00 p.m
Saint Mary's at Pepperdine	1:00 p.m
San Francisco at San Diego	1:00 p.m

MONDAY, APRIL 20

Nevada at San Diego	6:05 p.m

TUESDAY, APRIL 21

Sacramento State at San Francisco	2:00 p.m
Pepperdine at UC Santa Barbara	3:00 p.m
Cal Poly at Santa Clara	6:00 p.m
Long Beach State at LMU	6:00 p.m
Utah at BYU	TBA

THURSDAY, APRIL 23

San Francisco at BYU	5:00 p.m

FRIDAY, APRIL 24

LMU at Portland	3:00 p.m
San Diego at Saint Mary's	3:00 p.m
San Francisco at BYU	5:00 p.m
Gonzaga at Santa Clara	6:00 p.m
Pacific at UC Davis	6:00 p.m

SATURDAY, APRIL 25

San Francisco at BYU	12:00 p.m
LMU at Portland	1:00 p.m
San Diego at Saint Mary's	1:00 p.m
Gonzaga at Santa Clara	6:00 p.m
UC Davis at Pacific	6:00 p.m

SUNDAY, APRIL 26

Gonzaga at Santa Clara	1:00 p.m
LMU at Portland	1:00 p.m
San Diego at Saint Mary's	1:00 p.m
UC Davis at Pacific	2:00 p.m

TUESDAY, APRIL 28

LMU at UC Santa Barbara	3:00 p.m
BYU at Utah Valley	5:00 p.m
Saint Mary's at Nevada	6:00 p.m
UC Davis at Santa Clara	6:00 p.m
UC Irvine at San Diego	6:00 p.m

WEDNESDAY, APRIL 29

Saint Mary's at Nevada	4:00 p.m

THURSDAY, APRIL 30

BYU at Pacific	6:00 p.m

FRIDAY, MAY 1

Santa Clara at Saint Mary's	3:00 p.m
BYU at Pacific	6:00 p.m
Gonzaga at UCLA	6:00 p.m
San Diego at LMU	6:00 p.m

SATURDAY, MAY 2

Pepperdine at San Francisco	11:00 a.m
BYU at Pacific	12:00 p.m
Santa Clara at Saint Mary's	1:00 p.m
Gonzaga at UCLA	2:00 p.m
Pepperdine at San Francisco	2:00 p.m
San Diego at LMU	6:00 p.m

SUNDAY, MAY 3

Gonzaga at UCLA	1:00 p.m
Pepperdine at San Francisco	1:00 p.m
San Diego at LMU	1:00 p.m
Santa Clara at Saint Mary's	1:00 p.m

MONDAY, MAY 4

Nevada at Saint Mary's	3:00 p.m

TUESDAY, MAY 5

Stanford at Santa Clara	5:30 p.m
San Diego State at San Diego	6:00 p.m

WEDNESDAY, MAY 6

Seattle at Portland	3:00 p.m
Pepperdine at UCLA	6:00 p.m

THURSDAY, MAY 7

Saint Mary's at BYU	5:00 p.m

FRIDAY, MAY 8

Santa Clara at Portland	3:00 p.m
San Francisco at Dallas Baptist	4:30 p.m
Saint Mary's at BYU	5:00 p.m
Pacific at Gonzaga	6:00 p.m
Pepperdine at San Diego	6:00 p.m

SATURDAY, MAY 9

Saint Mary's at BYU	12:00 p.m
San Francisco at Dallas Baptist	12:00 p.m
Santa Clara at Portland	1:00 p.m
Pacific at Gonzaga	6:00 p.m
Pepperdine at San Diego	6:00 p.m

SUNDAY, MAY 10

San Francisco at Dallas Baptist	11:00 a.m
Pepperdine at San Diego	1:00 p.m
Santa Clara at Portland	1:00 p.m
Pacific at Gonzaga	3:00 p.m

MONDAY, MAY 11

Pacific at Seattle	6:00 p.m

TUESDAY, MAY 12

Cal State Northridge at Pepperdine	3:00 p.m
UC Davis at Saint Mary's	3:00 p.m
San Francisco at Stanford	5:30 p.m
Gonzaga at Oregon	6:00 p.m
Portland at Washington State	6:00 p.m
San Diego at Long Beach State	6:00 p.m
Santa Clara at San Jose State	6:00 p.m
LMU at UC Irvine	6:30 p.m
BYU at Utah	TBA

WEDNESDAY, MAY 13

Gonzaga at Oregon	6:00 p.m
San Diego at UC Riverside	6:00 p.m

THURSDAY, MAY 14

BYU at Santa Clara	6:00 p.m

FRIDAY, MAY 15

Gonzaga at Pepperdine	3:00 p.m
LMU at San Francisco	3:00 p.m
BYU at Santa Clara	6:00 p.m
Portland at Pacific	6:00 p.m

SATURDAY, MAY 16

BYU at Santa Clara	1:00 p.m
Gonzaga at Pepperdine	1:00 p.m
LMU at San Francisco	1:00 p.m
Portland at Pacific	2:00 p.m

SUNDAY, MAY 17

Gonzaga at Pepperdine	1:00 p.m
LMU at San Francisco	1:00 p.m
Portland at Pacific	1:00 p.m

ALL TIMES PACIFIC, AS OF 1/29/15

#OWNTHEPLATE

2015 PRODUCTS

PERFORM AT THE TOP WITH
OUR 2015 LINEUP

PRO FLARE

HELMET

CHEST PROTECTOR

SHIN GUARDS

2015 SCHEDULE

FEBRUARY

SUN	MON	TUE	WED	THU	FRI	SAT
1	2	3	4	5	6	7
8	9	10	11	12	13 San Jose State 6:00 p.m.	14 San Jose State 6:00 p.m.
15 San Jose State 1:00 p.m.	16	17 San Diego State 6:00 p.m.	18	19	20 Saint Joseph's 6:00 p.m.	21 Saint Joseph's 6:00 p.m.
22 Saint Joseph's 1:00 p.m.	23	24 UC Riverside 6:00 p.m.	25	26	27 Nebraska 6:00 p.m.	28 Nebraska 6:00 p.m.

MARCH

SUN	MON	TUE	WED	THU	FRI	SAT
1 Nebraska 12:00 p.m.	2	3 Long Beach State 6:00 p.m.	4	5	6 Arkansas 1:05 p.m.	7 Arkansas TBA
8 Arkansas 11:05 a.m.	9	10 TCU 6:00 p.m.	11	12	13 Santa Clara 6:00 p.m.	14 Santa Clara 6:00 p.m.
15 Santa Clara 1:00 p.m.	16	17 San Diego State 6:00 p.m.	18	19	20 Pepperdine 3:00 p.m.	21 Pepperdine 1:00 p.m.
22 Pepperdine 1:00 p.m.	23	24 UC Santa Barbara 6:00 p.m.	25 Hawaii 6:00 p.m.	26	27 Gonzaga 6:00 p.m.	28 Gonzaga 6:00 p.m.
29 Gonzaga 1:00 p.m.	30	31 Grand Canyon 6:30 p.m.				

APRIL

SUN	MON	TUE	WED	THU	FRI	SAT
			1	2 Saint Mary's 3:00 p.m.	3 Saint Mary's 3:00 p.m.	4 Saint Mary's 1:00 p.m.
5	6	7 UC Riverside 6:00 p.m.	8	9 BYU 6:00 p.m.	10 BYU 6:00 p.m.	11 BYU 2:00 p.m.
12	13	14 UNLV 6:00 p.m.	15	16	17 Pacific 6:00 p.m.	18 Pacific 6:00 p.m.
19 Pacific 1:00 p.m.	20	21 Long Beach State 6:00 p.m.	22	23	24 Portland 3:00 p.m.	25 Portland 1:00 p.m.
26 Portland 1:00 p.m.	27	28 UC Santa Barbara 3:00 p.m.	29	30		

MAY

SUN	MON	TUE	WED	THU	FRI	SAT
					1 San Diego 6:00 p.m.	2 San Diego 6:00 p.m.
3 San Diego 1:00 p.m.	4	5	6	7	8	9
10	11	12 UC Irvine 6:30 p.m.	13	14	15 San Francisco 3:00 p.m.	16 San Francisco 1:00 p.m.
17 San Francisco 1:00 p.m.	18	19	20	21 WCC Championship TBA Stockton, Calif.	22 WCC Championship TBA Stockton, Calif.	23 WCC Championship TBA Stockton, Calif.
24 WCC Championship TBA	25	26	27	28	29	30
31						

GO LIONS

www.LMULIONS.com

WEST COAST CONFERENCE

WWW.FACEBOOK.COM/LMULIONS

WWW.TWITTER.COM/LMULIONS