


# ***LMU RECORDS***

Overall Records.....	170
Single-Game Top-10s (Points, Rebounds, Assists).....	170
LMU Team & Opponent Records.....	171
100-Point Games.....	171
Career Records • Top-30.....	172
Season Records • Top-30.....	176
Yearly Leaders.....	179
Miscellaneous Records.....	180
Gerstern Pavilion Records.....	180
Freshman Records.....	181
Double-Doubles.....	182
15-15 Games.....	184



# OVERALL/GAME RECORDS


LMU RECORDS OVERALL RECORDS



« Hank Gathers' 2,490 points is the best in LMU history, as is his 28.0 scoring average.



« Jim Haderlein is the rebounding king in LMU history with 1,161 from 1968-71.



« Terrell Lowery owns all three of the assists records at LMU.

## OVERALL RECORDS

### POINTS

Game:	54	Bo Kimble
		at St. Joseph's (1/4/90)
Season:	1,131	Bo Kimble (1990)
Career:	2,490	Hank Gathers (1988-90)

### REBOUNDS

Game:	29	Hank Gathers
		vs. USIU (1/31/89)
Season:	442	Jim Haderlein (1970)
Career:	1,161	Jim Haderlein (1969-71)

### ASSISTS

Game:	18	Terrell Lowery
		vs. St. Joseph's (12/29/90)
Season:	283	Terrell Lowery (1991)
Career:	689	Terrell Lowery (1989-92)

### STEALS

Game:	9	Damian Martin
		vs. Boise State (12/19/06)
Season:	92	Bo Kimble (1990)
Career:	231	Terrell Lowery (1989-92)

### BLOCKED SHOTS

Game:	7	Silvester Kainga
		vs. CS Fullerton (12/2/98)
Season:	60	Sherman Gay (2002-03)
Career:	144	Sherman Gay (2001-04)

### FIELD GOALS MADE

Game:	24	Hank Gathers vs. Nevada (12/30/88)
Season:	419	Hank Gathers (1989)
Career:	1,037	Hank Gathers (1988-90)

### FIELD GOALS ATTEMPTED

Game:	37	Hank Gathers vs. Nevada (12/30/88)
Season:	763	Bo Kimble (1990)
Career:	1,812	Forrest McKenzie (1982-86)

### FIELD GOAL PERCENTAGE

Game:	.917	Mike Yoest vs. Marq. (1/6/88) (11-12)
	.917	Lazzaretti vs. Pep. (2/25/87) (11-12)
Season:	.615	Ime Oduok (1996) (139-226)
Career*:	.590	Ime Oduok (1994-96)(334-566)

\*-Minimum two seasons with 30 per game made average.

### THREE POINT FIELD GOALS MADE

Game:	11	Jeff Fryer vs. Michigan (3/20/90)
Season:	126	Jeff Fryer (1989)
Career:	363	Jeff Fryer (1987-90)

### THREE POINT FIELD GOALS ATTEMPTED

Game:	22	Jeff Fryer vs. Louisiana State (2/3/90)
	22	Jeff Fryer vs. Arkansas (3/16/89)
Season:	334	Jeff Fryer (1989)
Career:	940	Jeff Fryer (1987-90)

### THREE POINT FIELD GOAL PERCENTAGE

Game:	1.000	Jeff Fryer vs. USF (2/9/90) (7-7)
	1.000	Bo Kimble vs. Xavier (1/2/90) (7-7)
Season:	.526	Ross Richardson (1991) (61-116)
Career:	.506	Corey Gaines (1988) (42-83)

### FREE THROWS MADE

Game:	19	Bo Kimble vs. Oklahoma (12/23/89)
Season:	231	Bo Kimble (1990)
Career:	561	Mike Yoest (1985-88)
Consecutive:	36	Eurskine Robinson (2001-02)

### FREE THROWS ATTEMPTED

Game:	23	Ime Oduok vs. Notre Dame (12/5/94)
Season:	315	Hank Gathers (1989)
Career:	745	Hank Gathers (1988-90)

### FREE THROW PERCENTAGE

Game:	1.000	Bo Kimble vs. USF (2/4/90) (17-17)
Season:	.975	Eric Claus (1976-77) (39-40)
Career:	.875	Rick Ragsdale (1966-67) (204-233)

## SINGLE-GAME

### MOST POINTS

Rk	Pts.	Player	Opponent (Date)
1.	54	Bo Kimble	St. Joseph's (1/4/90)
2.	53	Bo Kimble	Oregon State (12/19/89)
3.	51	Bo Kimble	UC Santa Barbara (12/9/89)
4.	50	Bo Kimble	San Francisco (2/4/90)
5.	49	Jim McCloskey	Saint Mary's (1/4/80)
	49	Hank Gathers	Nevada (12/30/88)
7.	48	Terrell Lowery	Idaho State (12/1/90)
	48	Hank Gathers	Louisiana State (2/3/90)
9.	46	Bo Kimble	Oklahoma (12/23/89)
10.	45	Bo Kimble	New Mexico State (3/18/90)
11.	44	Hank Gathers	Saint Mary's (2/1/90)
	44	Jim Haderlein	UNLV (3/7/70)
13.	43	Bo Kimble	San Diego (2/23/90)
14.	42	Bo Kimble	UNLV (3/27/90)
	42	Jeff Fryer	DePaul (1/14/89)
	42	Greg Goorjian	Saint Mary's (2/4/83)
17.	41	Terrell Lowery	San Diego (2/15/92)
	41	Terrell Lowery	Gonzaga (2/16/91)
	41	Terrell Lowery	Oklahoma (12/15/90)
	41	Jeff Fryer	Michigan (3/20/90)
	41	Hank Gathers	U.S. International (1/31/89)

41	Brad Dean	Santa Clara (2/21/74)	
41	Steve Smith	Pepperdine (2/12/72)	
24.	40	Terrell Lowery	Louisiana State (12/20/91)
	40	Terrell Lowery	Chaminade (11/25/91)
	40	Jeff Fryer	Pepperdine (2/14/90)
	40	Bo Kimble	Gonzaga (2/18/89)
	40	Hank Gathers	Gonzaga (2/18/89)
	40	Hank Gathers	U.S. International (1/7/89)
	40	Ed Bento	Hawaii (1/3/62)

### MOST REBOUNDS


Rk	Reb.	Player	Opponent (Date)
1.	29	Hank Gathers	U.S. International (1/31/89)
2.	28	Jim Haderlein	San Francisco (2/7/70)
3.	27	Hank Gathers	U.S. International (12/7/89)
4.	26	Hank Gathers	Nevada (12/30/88)
5.	25	Jim Haderlein	San Diego (1/14/70)
	25	Ed Bento	Hawaii (1/3/62)
	25	Cal Garvin	CS Los Angeles (1/8/53)
8.	24	Jim Haderlein	Nevada (2/12/70)
9.	23	Hank Gathers	U.S. International (1/7/89)
10.	22	Ime Oduok	Buffalo (1/7/94)
	22	Steve Smith	St. Mary's (1973)
	22	Steve Smith	Hawaii (1/4/72)

### MOST ASSISTS


Rk	Ass.	Player	Opponent (Date)
1.	18	Terrell Lowery	St. Joseph's (12/29/90)
2.	17	Chris Nikchevich	Washington State (12/5/86)
3.	16	Terrell Lowery	U.S. International (1/5/91)
	16	Dan Davis	Saint Mary's (1/4/80)
5.	15	Tony Walker	San Diego (2/7/92)
	15	Floyd Hooper	San Francisco (2/11/78)
7.	14	Terrell Lowery	Louisiana State (12/20/90)
	14	Corey Gaines	Pacific (12/5/87)
	14	Greg Goorjian	Pepperdine (2/12/83)
10.	13	12 with 13 assists	



# TEAM/OPPONENT RECORDS



« Euriskine Robinson and his record 36 straight free throws helped the 2002 Lions sit No. 2 in the nation in free throw percentage at 77.7 percent.



« Shaquille O'Neal set the record for blocks in a game against the Lions in the classic overtime battle in 1990.

## TEAM RECORDS

### POINTS

Half:	94	vs. U.S. International (1/5/91)
	94	vs. U.S. International (1/31/89)
Game:	186	vs. U.S. International (1/5/91)*
Season:	3,918	1990

### FIELD GOALS MADE

Game:	67	vs. U.S. International (1/31/89)
Season:	1,456	1990

### FIELD GOALS ATTEMPTED

Game:	124	vs. U.S. International (1/7/89)
Season:	2,808	1990

### FIELD GOAL PERCENTAGE

Game:	.689	vs. California (12/15/73)
Season:	.519	1990

### THREE POINT FIELD GOALS MADE

Game:	21	vs. Michigan (3/20/90)
Season:	298	1990

### THREE POINT FIELD GOALS ATTEMPTED

Game:	45	vs. Louisiana State (2/3/90)
Season:	793	1989

### THREE POINT FIELD GOAL PERCENTAGE

Game:	.739	vs. St. Joe's (12/29/90) (17-23)
Season:	.420	1988 (251-598)

### FREE THROWS MADE

Game:	44	vs. San Francisco (2/4/90)
Season:	719	1988

### FREE THROWS ATTEMPTED

Game:	56	vs. San Francisco (2/4/90)
Season:	1,029	1988

### FREE THROW PERCENTAGE

Game:	1.000	vs. Gonzaga (3/2/02) (16-16)
Season:	.777	2002

### REBOUNDS

Game:	82	vs. U.S. International (1/7/89)
Season:	1,504	1990

### ASSISTS

Game:	40	vs. U.S. International (1/5/91)
Season:	762	1990

### STEALS

Game:	24	at Portland (2/9/91)
Season:	450	1990

### BLOCKED SHOTS

Game:	13	vs. Cal State Fullerton (12/2/98)
Season:	155	1991

### PERSONAL FOULS

Game:	37	at Nevada (11/29/91)
Season:	792	1989

## OPPONENT RECORDS

### INDIVIDUAL

Points	72	Kevin Bradshaw, USIU (1/5/91)*
Field Goals	23	Kevin Bradshaw, USIU (1/5/91)
FG Attempts	59	Kevin Bradshaw, USIU (1/5/91)
FG Pct.	1.000	Stanley Roberts, LSU (2/3/90) (10-10)
Free Throws	19	Kevin Bradshaw, USIU (1/5/91)
FT Attempts	23	Kevin Bradshaw, USIU (1/5/91)
FT Pct.	1.000	Tim Owens, USF (3/2/91) (15-15)
3-PT FG	11	Brent Price, Oklahoma (12/15/90)
3-PT FG Att.	22	Kevin Bradshaw, USIU (1/5/91)
3-PT FG Pct.	1.000	Tom Thompson, USF (3/7/92) (8-8)
Rebounds	35	Bill Russell, USF (3/4/55)
Assists	19	Pat Hicks, N. Texas St. (12/22/81)
Steals	13	Mookie Blylock, Okla. (12/17/88)
Block Shots	12	Shaquille O'Neal, LSU (2/4/90)

### TEAM

Points	172	Oklahoma (12/15/90)
FG Made	63	Northeastern (11/24/90)
	63	USIU (1/31/89)
FG Attempts	124	USIU (1/5/91)
	124	Oklahoma (12/15/90)
FG Pct.	.790	North Carolina (3/19/88) (49-62)
FT Made	36	Gonzaga (1/17/87)
FT Attempts	57	Nevada (11/29/91)
FT Pct.	.947	USC (11/21/97) (18-19)
3-PT FG	18	La Salle (12/31/90)
3-PT FG Att.	45	Miss. Valley St. (11/14/01)
3-PT FG Pct.	.769	USF (3/7/92) (10-13)
Rebounds	77	USF (1/11/73)
Assists	25	UCSB (12/30/00)
Steals	23	USC (12/9/98)
Block Shots	12	LSU (2/4/90)
		* NCAA Record

## LMU'S 100-POINT GAMES

Score	Opponent	Date	Score	Opponent	Date
186-140	U.S. International	1/5/91	111-83	Concordia-Neb.	1983
181-150	U.S. International	1/31/89	111-92	vs. New Mexico State	3/16/90
164-138	Azusa Pacific	11/28/88	111-115	vs. DePaul	12/23/88
162-129	vs. Chaminade	11/25/90	110-104	vs. Portland	3/5/88
162-144	at US International	1/7/89	109-72	Susquehanna	12/1/86
157-115	at San Francisco	2/4/90	109-84	Nevada	1/11/74
152-137	at US International	12/7/89	109-106	vs. Pepperdine	3/6/88
151-107	US International	1/11/86	109-123	at San Francisco	2/25/89
150-119	Saint Mary's	2/1/90	108-222	at DePaul	1/14/89
149-115	vs. Michigan	3/18/90	108-89	Santa Clara	2/12/88
147-136	Gonzaga	2/18/89	108-94	at Santa Clara	1/5/79
145-102	Nevada	11/25/89	108-93	UNLV	1/6/73
144-92	Portland	2/15/89	108-80	vs. Pepperdine	12/29/65
144-100	Gonzaga	1/19/90	107-95	at Pepperdine	2/17/88
142-127	Pepperdine	2/20/88	107-105	Pepperdine	2/12/72
141-126	at San Diego	2/27/88	106-97	Lehigh	12/30/91
141-148	at LSU (ot)	2/3/90	106-104	at San Diego (2ot)	2/15/92
140-106	So. Calif. Col.	12/18/87	106-105	Jacksonville	12/2/89
140-110	vs. Morgan State	11/22/91	105-94	Point Loma Col.	1983
139-104	San Diego	2/4/89	105-81	UC Riverside	11/29/77
139-110	at Saint Mary's	2/10/90	105-81	at Nevada	2/24/72
137-123	at San Francisco	2/9/90	105-84	Portland	2/15/90
134-106	at Gonzaga	1/23/88	105-71	Quincy College	12/4/71
131-106	Portland	1/20/90	104-82	at Saint Mary's	2/21/70
131-107	Marist	12/28/88	104-82	Seton Hall	12/27/71
131-116	Pepperdine	2/14/90	104-88	at San Diego	2/10/89
131-119	San Diego	2/23/90	104-95	at Santa Clara	2/23/91
130-103	Pacific	12/5/87	104-96	vs. Santa Clara	3/7/88
130-125	at Nevada	12/30/88	104-100	at Saint Mary's (ot)	1/4/79
128-96	at Portland	2/9/90	104-101	UC Santa Barbara	12/9/89
128-111	at San Francisco	2/5/88	104-102	at San Diego	2/21/91
127-104	Holy Cross	12/30/87	104-105	Pepperdine (ot)	1982
126-103	at Portland	1/25/90	104-108	at Utah (ot)	12/3/73
126-111	St. Joseph's	12/29/90	104-116	Saint Mary's	2/3/89
125-95	vs. Stetson	12/1/89	103-89	Azusa Pacific	11/28/86
123-72	Brooklyn College	12/23/87	103-91	Pepperdine	2/6/73
123-131	at Pepperdine	2/17/90	103-92	Fresno State	12/30/72
123-152	vs. Northeastern	11/24/90	103-98	Loyola-Maryland	12/29/86
122-87	Niagra	12/30/89	103-108	San Francisco	2/19/94
122-100	UC Irvine	12/27/85	103-112	vs. North Texas	1981
122-109	Portland	1/30/88	103-136	at Oklahoma	12/17/88
121-84	Gonzaga	3/3/90	102-86	Nevada	1/4/73
121-116	at LaSalle	1/6/90	102-90	St. Martin's	1/5/68
121-136	Oklahoma	12/23/89	102-98	at Marquette	1/6/88
119-112	at San Diego	1/13/90	101-73	at CS Northridge	12/6/69
119-115	vs. Wyoming	3/10/88	101-85	Seattle	1976
118-109	San Francisco	2/5/88	101-87	Saint Mary's	1/29/99
118-133	La Salle	12/31/90	101-87	Loyola-Maryland	11/25/91
117-81	Santa Clara	2/24/90	101-98	vs. Gonzaga	3/4/89
117-113	at Oregon State	12/19/89	101-103	at St. Mary's (ot)	1/25/91
116-67	St. Ambrose	1/7/86	101-114	Gonzaga (ot)	1/17/87
116-100	Gonzaga	1/29/88	101-120	vs. Arkansas	3/10/89
116-101	So. Calif. Col.	12/15/86	101-131	vs. UNLV	3/25/90
116-104	U.S. International	1/3/87	100-70	vs. Saint Mary's	12/28/64
116-120	at Nevada	11/29/91	100-74	Bemidji State	12/4/85
115-75	San Diego	1/15/88	100-82	at San Diego	2/9/80
114-78	vs. Tennessee Tech	11/28/87	100-84	Westmont Col.	12/2/87
114-110	vs. Idaho State	12/1/89	100-90	at Portland	1/21/89
114-122	at LSU	12/20/90	100-95	Chapman	1/20/87
113-89	Azusa Pacific	1/9/88	100-103	Seattle	1/17/71
113-95	San Francisco	1/11/89	100-121	at Oral Roberts	1/27/73
113-100	at Santa Clara	1/11/90			
113-104	at Gonzaga	1/20/89			
113-115	at Xavier	12/90			
113-117	Long Beach St (ot)	12/13/87			
113-118	Xavier	1/4/89			
112-98	vs. Pepperdine	3/5/89			
112-101	at Santa Clara	2/24/89			
112-172	at Oklahoma	12/15/90			

### First 100 game:

Dec. 28, 1964 vs. Saint Mary's  
W, 100-70

### Latest 100 game:

Jan. 29, 1998 vs. Saint Mary's  
W, 101-87




# CAREER RECORDS


LMU RECORDS CAREER RECORDS



« In 2007 Matthew Knight was the last Lion to crack the top-10 in scoring.



« Ime Oduok holds the all-time record for shooting percentage, 3/1000s better than Gathers.



« Jeff Fryer was one of the first three-point specialists in the nation and holds all LMU records.

## POINTS

1.	2490	Hank GATHERS	(89 games)	1987-90
2.	2201	Terrell LOWERY	(119 games)	1988-92
3.	2060	Forrest MCKENZIE	(110 games)	1981-84,86
4.	2010	Bo KIMBLE	(76 games)	1987-90
5.	1980	Keith SMITH	(110 games)	1982-86
6.	1922	Jeff FRYER	(112 games)	1986-90
7.	1706	Jim HADERLEIN	(76 games)	1968-71
8.	1601	Mike YOEST	(117 games)	1984-88
9.	1581	Luther PHILYAW	(104 games)	1972-76
10.	1466	Matthew KNIGHT	(104 games)	2003-07
11.	1435	Ed BENTO	(77 games)	1959-62
12.	1425	Rick ADELMAN	(76 games)	1965-68
13.	1379	Enoch SIMMONS	(116 games)	1985-89
14.	1375	Bill DONOVAN	(n/a)	1946-50
15.	1298	Richard DIXON	(74 games)	1968-71
16.	1289	Greg HUNTER	(102 games)	1975-79
17.	1255	Brandon WORTHY	(93 games)	2002-07
18.	1247	Jim WILLIAMSON	(112 games)	1993-97
	1247	Jim McCLOSKEY	(56 games)	1979-81
20.	1147	Dick SCHIENDLER	(77 games)	1962-65
21.	1109	Steve SMITH	(51 games)	1971-73
22.	1095	Bob BURNS	(76 games)	1963-66
23.	1076	Wyking JONES	(106 games)	1991-95
24.	1075	Charles BROWN	(117 games)	2001-05
25.	1069	Brad DEAN	(79 games)	1972-75
26.	1067	David BENADERET	(74 games)	1954-57
27.	1028	John ARNDT	(n/a)	1947-50
28.	1011	Jerry GROTE	(76 games)	1959-62
29.	954	Ben AMMERMAN	(111 games)	1994-98
30.	943	Robin KIRKSEY	(110 games)	1991-95

## SCORING AVERAGE (minimum 30 games)

1.	28.0	Hank GATHERS	(89 games)	1987-90
2.	26.4	Bo KIMBLE	(76 games)	1987-90
3.	22.4	Jim HADERLEIN	(76 games)	1968-71
4.	22.3	Jim McCLOSKEY	(56 games)	1979-81
5.	21.7	Steve SMITH	(51 games)	1971-73
6.	18.8	Rick ADELMAN	(76 games)	1965-68
7.	18.7	Forrest MCKENZIE	(110 games)	1981-84,86
8.	18.6	Ed BENTO	(77 games)	1959-62
9.	18.5	Terrell LOWERY	(119 games)	1988-92
10.	18.0	Keith SMITH	(110 games)	1982-86
11.	17.5	Richard DIXON	(74 games)	1968-71
12.	17.4	Corey GAINES	(31 games)	1987-88
13.	17.2	Jeff FRYER	(112 games)	1986-90
14.	16.9	Bob COX	(55 games)	1953-55
15.	15.2	Luther PHILYAW	(104 games)	1972-76
16.	14.9	Dick SCHIENDLER	(77 games)	1962-65
17.	14.4	David BENADERET	(74 games)	1954-57
18.	14.4	Bob BURNS	(76 games)	1963-66
19.	14.1	Matthew KNIGHT	(104 games)	2003-07

20.	13.7	Mike YOEST	(117 games)	1984-88
21.	13.6	Garnette BROWN	(55 games)	1954-57
22.	13.6	Zan MASON	(35 games)	1992-94
23.	13.5	Brad DEAN	(79 games)	1972-75
24.	13.5	Brandon WORTHY	(93 games)	2002-07
25.	13.5	Jarred DuBOIS	(31 games)	2008-09
26.	13.3	Dick SEBEK	(63 games)	1965-68
27.	13.3	Jerry GROTE	(76 games)	1959-62
28.	12.6	Greg HUNTER	(102 games)	1975-79
29.	12.6	Bob WADE	(50 games)	1948-51
30.	12.4	Orlando JOHNSON	(31 games)	2007-08

## FIELD GOALS MADE

1.	1037	Hank GATHERS	(89 games)	1987-90
2.	890	Forrest MCKENZIE	(110 games)	1981-84,86
3.	814	Keith SMITH	(110 games)	1982-86
4.	734	Bo KIMBLE	(76 games)	1987-90
5.	723	Terrell LOWERY	(119 games)	1988-92
6.	684	Jim HADERLEIN	(76 games)	1968-71
7.	650	Jeff FRYER	(112 games)	1986-90
8.	634	Luther PHILYAW	(104 games)	1972-76
9.	568	Matthew KNIGHT	(104 games)	2003-07
10.	555	Bill DONOVAN	(n/a)	1946-50
11.	540	Ed BENTO	(77 games)	1959-62
12.	532	Greg HUNTER	(102 games)	1975-79
13.	523	Enoch SIMMONS	(116 games)	1985-89
14.	518	Mike YOEST	(117 games)	1984-88
15.	507	Jim McCLOSKEY	(56 games)	1979-81
16.	506	Richard DIXON	(74 games)	1968-71
17.	477	Rick ADELMAN	(76 games)	1965-68
18.	461	Bob BURNS	(76 games)	1963-66
19.	452	John ARNDT	(n/a)	1947-50
20.	446	David BENADERET	(74 games)	1954-57
21.	444	Steve SMITH	(51 games)	1971-73
22.	415	Brad DEAN	(79 games)	1972-75
23.	408	Wyking JONES	(106 games)	1991-95
24.	391	Jim WILLIAMSON	(112 games)	1993-97
25.	387	Eric CLAUS	(82 games)	1974-78
	387	Dick SCHIENDLER	(77 games)	1962-65
27.	386	Jerry GROTE	(76 games)	1959-62
28.	383	Scott KAY	(77 games)	1971-74
29.	379	Brandon WORTHY	(93 games)	2002-07
30.	378	Charles BROWN	(117 games)	2001-05
	378	Rahim HARRIS	(110 games)	1990-94

## FIELD GOALS ATTEMPTED

1.	1812	Forrest MCKENZIE	(110 games)	1981-84,86
2.	1758	Hank GATHERS	(89 games)	1987-90
3.	1679	Keith SMITH	(110 games)	1982-86
4.	1615	John ARNDT	(n/a)	1947-50
5.	1564	Terrell LOWERY	(119 games)	1988-92
6.	1560	Bill DONOVAN	(n/a)	1946-50

7.	1545	Jeff FRYER	(112 games)	1986-90
8.	1503	Bo KIMBLE	(76 games)	1987-90
9.	1463	Luther PHILYAW	(104 games)	1972-76
10.	1457	Jim HADERLEIN	(76 games)	1968-71
11.	1207	Ed BENTO	(77 games)	1959-62
12.	1171	Richard DIXON	(74 games)	1968-71
13.	1160	Enoch SIMMONS	(116 games)	1985-89
14.	1158	David BENADERET	(74 games)	1954-57
15.	1145	Rick ADELMAN	(76 games)	1965-68
16.	1139	Matthew KNIGHT	(104 games)	2003-07
17.	1105	Greg HUNTER	(102 games)	1975-79
18.	1100	Jim McCLOSKEY	(56 games)	1979-81
19.	999	Charles BROWN	(117 games)	2001-05
20.	992	Steve SMITH	(51 games)	1971-73
21.	989	Mike YOEST	(117 games)	1984-88
22.	987	Jim WILLIAMSON	(112 games)	1993-97
23.	984	Jerry GROTE	(76 games)	1959-62
24.	930	Bob BURNS	(76 games)	1963-66
25.	892	John KURTZ	(71 games)	1950-53
26.	889	Ed VAN DER MEULEN	(76 games)	1950-53
27.	887	Brad DEAN	(79 games)	1972-75
28.	882	Tom DONAHUE	(74 games)	1955-58
29.	876	Dick SCHIENDLER	(77 games)	1962-65
30.	866	Bob COX	(55 games)	1953-55

## FIELD GOAL PERCENTAGE (minimum 60 made)

1.	.590	Ime ODUOK	(334-566)	1993-96
2.	.590	Hank GATHERS	(1037-1758)	1987-90
3.	.589	Richard PETRUSKA	(188-319)	1990-91
4.	.589	Victor LAZZARETTI	(159-270)	1985-87
5.	.575	Eric CLAUS	(387-673)	1974-78
6.	.572	Peter CORNELL	(135-236)	1996-98
7.	.571	Tony WALKER	(182-319)	1989-90,92
8.	.560	Leonard AGEY	(144-257)	1981-82
9.	.533	Brian McCLOSKEY	(293-550)	1990-93
10.	.530	Tim DIEDERICHS	(88-166)	2007-08
11.	.528	Johnny BROWN	(219-415)	1981-83
12.	.526	Sherman GAY	(364-692)	2000-04
13.	.524	Mike YOEST	(518-989)	1984-88
14.	.524	Wyking JONES	(408-779)	1991-95
15.	.521	Dave ROHDE	(74-142)	1975-76
16.	.521	Vince MORELLI	(211-405)	1974-78
17.	.518	Corey GAINES	(188-363)	1987-88
18.	.518	Greg LAKEY	(205-396)	2000-02
19.	.517	Fred BRADFORD	(139-269)	1982-86
20.	.510	Mike ANTOINE	(270-529)	1979-81
21.	.506	John O'CONNELL	(207-409)	1988-92
22.	.500	Darren LEE	(93-186)	1982-84
	.500	John VEARGASON	(101-202)	1986-89
24.	.499	Matthew KNIGHT	(568-1139)	2003-07
25.	.497	Raphael DIRDEN	(82-165)	1981-82
26.	.496	Paul BOKEN	(60-121)	1978-80,82



27. .496	Bob BURNS	(461-930)	1963-66
28. .494	Tom PEABODY	(152-308)	1988-91
29. .493	Rick SHARP	(174-353)	1982-84
30. .492	Darryl CARTER	(95-193)	1983-87

**3-POINT FIELD GOALS MADE**

1. 363	Jeff FRYER	(112 games)	1986-90
2. 261	Terrell LOWERY	(119 games)	1988-92
3. 199	Bo KIMBLE	(76 games)	1987-90
4. 174	Jim WILLIAMSON	(112 games)	1993-97
5. 144	Wes WARDROP	(110 games)	2002-06
6. 138	Ross RICHARDSON	(94 games)	1990-94
7. 134	Ben AMMERMAN	(111 games)	1994-98
8. 121	Enoch SIMMONS	(116 games)	1985-89
9. 119	Charles BROWN	(117 games)	2001-05
10. 106	Craig HOLT	(51 games)	1990-92
11. 101	Corey COUNTS	(90 games)	2005-09
12. 81	Per STUMER	(63 games)	1988-90
13. 80	Adoyah MILLER	(41 games)	2004-07
14. 76	Cobi McELROY	(79 games)	1991-95
15. 68	Chris NIKCHEVICH	(28 games)	1986-87
16. 67	Andy OSBORN	(60 games)	2001-03
67	Tim KENNEDY	(82 games)	1995-99
18. 66	Robert DAVIS	(56 games)	1999,00-02
19. 64	Jon ZIRI	(113 games)	2003-08
20. 62	Kent DENNIS	(54 games)	2001-03
21. 60	Brandon WORTHY	(93 games)	2002-07
22. 56	Shawn DEADWILER	(50 games)	2006-08
56	Keith KINCADE	(81 games)	2001-04
24. 54	John ANTHONY	(83 games)	1993-97
25. 53	Elton MASHACK	(81 games)	1997-01
26. 49	Jarred DuBOIS	(31 games)	2008-09
27. 47	Haywood EADDY	(24 games)	1997-99
28. 46	Curtis SLAUGHTER	(28 games)	1998-00
29. 44	Robin KIRKSEY	(110 games)	1991-95
30. 43	Mike O'QUINN	(62 games)	1993-96

**3-POINT FIELD GOALS ATTEMPTED**

1. 940	Jeff FRYER	(112 games)	1986-90
2. 669	Terrell LOWERY	(119 games)	1988-92
3. 489	Bo KIMBLE	(76 games)	1987-90
4. 482	Jim WILLIAMSON	(112 games)	1993-97
5. 434	Wes WARDROP	(110 games)	2002-06
6. 382	Ben AMMERMAN	(111 games)	1994-98
7. 380	Charles BROWN	(117 games)	2001-05
8. 331	Ross RICHARDSON	(94 games)	1990-94
9. 291	Enoch SIMMONS	(116 games)	1985-89
10. 281	Corey COUNTS	(90 games)	2005-09
11. 267	Craig HOLT	(51 games)	1990-92
12. 229	Cobi McELROY	(79 games)	1991-95
13. 223	Jon ZIRI	(113 games)	2003-08
14. 222	Robert DAVIS	(56 games)	1999,00-02
15. 217	Per STUMER	(63 games)	1988-90
16. 216	Adoyah MILLER	(41 games)	2004-07
17. 200	Kent DENNIS	(54 games)	2001-03
18. 199	Andy OSBORN	(60 games)	2001-03
19. 191	Elton MASHACK	(81 games)	1997-01
20. 180	Shawn DEADWILER	(50 games)	2006-08
21. 176	Tim KENNEDY	(82 games)	1995-99
22. 162	Keith KINCADE	(81 games)	2001-04
23. 161	Brandon WORTHY	(93 games)	2002-07
24. 155	Robin KIRKSEY	(110 games)	1991-95
25. 148	Chris NIKCHEVICH	(28 games)	1986-87
26. 146	John ANTHONY	(83 games)	1993-97
27. 145	Mike O'QUINN	(62 games)	1993-96
28. 143	Curtis SLAUGHTER	(28 games)	1998-00
29. 141	John MONTGOMERY	(89 games)	2002-07
141	Jarred DuBOIS	(31 games)	2008-09

**3-PT FIELD GOALS PCT. (minimum 30 made)**

1. .506	Corey GAINES	(42-83)	1987-88
2. .459	Chris NIKCHEVICH	(68-148)	1986-87
3. .417	Ross RICHARDSON	(138-331)	1990-94
4. .416	Enoch SIMMONS	(121-291)	1985-89
5. .407	Bo KIMBLE	(199-489)	1987-90
6. .397	Craig HOLT	(106-267)	1990-92
7. .390	Terrell LOWERY	(261-669)	1988-92
8. .386	Jeff FRYER	(363-940)	1986-90

9. .385	Haywood EADDY	(47-122)	1997-99
10. .381	Tim KENNEDY	(67-176)	1995-99
11. .373	Per STUMER	(81-217)	1988-90
12. .373	Brandon WORTHY	(60-161)	2002-07
13. .370	Adoyah MILLER	(80-216)	2004-07
14. .370	John ANTHONY	(54-146)	1993-97
15. .361	Jim WILLIAMSON	(174-482)	1993-97
16. .359	Corey COUNTS	(49-130)	2005-08
17. .351	Ben AMMERMAN	(134-382)	1994-98
18. .348	Jarred DuBOIS	(49-141)	2008-09
19. .346	Keith KINCADE	(56-162)	2001-04
20. .337	Andy OSBORN	(67-199)	2001-03
21. .332	Cobi McELROY	(76-229)	1991-95
22. .332	Wes WARDROP	(144-434)	2002-06
23. .327	Stanley THORNE	(36-110)	1999-00
24. .325	Willie ALLEN	(38-117)	1996,97-99
25. .322	Curtis SLAUGHTER	(46-143)	1998-00
26. .320	Orlando JOHNSON	(40-125)	2007-08
27. .313	Charles BROWN	(119-380)	2001-05
28. .311	Shawn DEADWILER	(56-180)	2006-08
29. .310	Kent DENNIS	(62-200)	2001-03
30. .307	Bill MAZURIE	(42-137)	1992-94

**FREE THROWS MADE**

1. 561	Mike YOEST	(117 games)	1984-88
2. 494	Terrell LOWERY	(119 games)	1988-92
3. 471	Rick ADELMAN	(76 games)	1965-68
4. 437	Brandon WORTHY	(93 games)	2002-07
5. 416	Hank GATHERS	(89 games)	1987-90
6. 373	Dick SCHIENDLER	(77 games)	1962-65
7. 355	Ed BENTO	(77 games)	1959-62
8. 351	Keith SMITH	(110 games)	1982-86
9. 343	Bo KIMBLE	(76 games)	1987-90
10. 338	Jim HADERLEIN	(76 games)	1968-71
11. 328	Matthew KNIGHT	(104 games)	2003-07
12. 313	Luther PHILYAW	(104 games)	1972-76
13. 291	Jim WILLIAMSON	(112 games)	1993-97
14. 286	Richard DIXON	(74 games)	1968-71
15. 279	Forrest MCKENZIE	(110 games)	1981-84,86
16. 275	Duane WILLIAMSON	(76 games)	1969-72
17. 274	Garnette BROWN	(55 games)	1954-57
18. 265	Bill DONOVAN	(n/a)	1946-50
19. 260	Wyking JONES	(106 games)	1991-95
20. 259	Jeff FRYER	(112 games)	1986-90
21. 255	Tom SALVINO	(70 games)	1953-56
22. 251	Ime ODUOK	(80 games)	1993-96
23. 249	Dick SEBEK	(63 games)	1965-68
24. 239	Jerry GROTE	(76 games)	1959-62
239	Brad DEAN	(79 games)	1972-75
26. 233	Ken PETERSON	(73 games)	1964-67
233	Jim McCLOSKEY	(56 games)	1979-81
28. 225	Greg HUNTER	(102 games)	1975-79
29. 221	Keith KINCADE	(81 games)	2001-04
221	Steve SMITH	(51 games)	1971-73

**FREE THROWS ATTEMPTED**

1. 745	Hank GATHERS	(89 games)	1987-90
2. 706	Mike YOEST	(117 games)	1984-88
3. 626	Terrell LOWERY	(119 games)	1988-92


4. 582	Rick ADELMAN	(76 games)	1965-68
5. 543	Brandon WORTHY	(93 games)	2002-07
6. 519	Dick SCHIENDLER	(77 games)	1962-65
7. 507	Jim HADERLEIN	(76 games)	1968-71
8. 488	Matthew KNIGHT	(104 games)	2003-07
9. 486	Keith SMITH	(110 games)	1982-86
10. 462	Ed BENTO	(77 games)	1959-62
11. 430	Richard DIXON	(74 games)	1968-71
12. 424	Luther PHILYAW	(104 games)	1972-76
13. 422	Ime ODUOK	(80 games)	1993-96
14. 412	Bo KIMBLE	(76 games)	1987-90
15. 405	Wyking JONES	(106 games)	1991-95
16. 391	Garnette BROWN	(55 games)	1954-57
17. 382	John KURTZ	(71 games)	1950-53
18. 378	Tom SALVINO	(70 games)	1953-56
19. 363	Bill DONOVAN	(n/a)	1946-50
363	Cal GARVIN	(79 games)	1950-53
21. 358	Ken PETERSON	(73 games)	1964-67
22. 357	Duane WILLIAMSON	(76 games)	1969-72
23. 353	Brad DEAN	(79 games)	1972-75
24. 349	Jim WILLIAMSON	(112 games)	1993-97
25. 335	Forrest MCKENZIE	(110 games)	1981-84,86
26. 331	Dick SEBEK	(63 games)	1965-68
27. 327	Jeff FRYER	(112 games)	1986-90
28. 317	Greg HUNTER	(102 games)	1975-79
317	Jerry GROTE	(76 games)	1959-62
30. 312	Jim McCLOSKEY	(56 games)	1979-81

**FREE THROW PCT. (minimum 80 made)**

1. .879	Chris NIKCHEVICH	(80-91)	1986-87
2. .876	Rick RAGSDALE	(204-233)	1965-68
3. .846	Don SHAW	(104-123)	1971-73
4. .843	Jarred DuBOIS	(118-140)	2008-09
5. .837	Charles BROWN	(200-239)	2001-05
6. .835	Haywood EADDY	(91-109)	1997-99
7. .834	Jim WILLIAMSON	(291-349)	1993-97
8. .833	Forrest MCKENZIE	(279-335)	1981-84,86
9. .833	Bo KIMBLE	(343-412)	1987-90
10. .832	Scott KAY	(109-131)	1971-74
11. .821	Eurskine ROBINSON	(124-151)	2000-02
12. .816	Greg GOORJIAN	(111-136)	1982-83
13. .813	Eric CLAUS	(91-112)	1974-78
14. .809	Rick ADELMAN	(471-582)	1965-68
15. .805	Brandon WORTHY	(437-543)	2002-07
16. .800	Per STUMER	(96-120)	1988-90
17. .797	Greg LAKEY	(169-212)	2000-02
18. .795	Mike YOEST	(561-706)	1984-88
19. .792	Jeff FRYER	(259-327)	1986-90
20. .790	Bill MAZURIE	(139-176)	1992-94
21. .789	Terrell LOWERY	(494-626)	1988-92
22. .784	Keith KINCADE	(221-282)	2001-04
23. .781	Ben AMMERMAN	(196-251)	1994-98
24. .775	Steve SMITH	(221-285)	1971-73
25. .775	Wes WARDROP	(189-244)	2002-06
26. .770	Duane WILLIAMSON	(275-357)	1969-72
27. .768	Ed BENTO	(355-462)	1959-62
28. .768	Brian McCLOSKEY	(119-155)	1990-93
29. .756	Clelio BOCCATO	(149-197)	1951-54
30. .754	Jerry GROTE	(239-317)	1959-62



« Corey Gaines, not Fryer, holds the record for three-point percentage at 50.6 percent.



« Brandon Worthy finished fourth in free throws made and fifth in attempts in his career.



**REBOUNDS**

1.	1161	Jim HADERLEIN	(n/a)	1968-71
2.	985	Hank GATHERS	(428o-557d)	1987-90
3.	825	Mark ARMSTRONG	(188o-637d)	1984-88
4.	774	Ed BENTO	(n/a)	1959-62
5.	752	Tom RYAN	(n/a)	1958-61
6.	743	Matthew KNIGHT	(290o-453d)	2003-07
7.	723	Forrest MCKENZIE	(n/a)	1981-84,86
8.	722	Brad DEAN	(n/a)	1972-75
9.	714	Steve SMITH	(n/a)	1971-73
10.	707	Mike YOEST	(169o-538d)	1984-88
11.	681	Greg HUNTER	(n/a)	1975-79
12.	678	Ime ODUOK	(219o-459d)	1993-96
13.	615	Kenny HOTOPP	(191o-424d)	1994-98
14.	609	Bob COX	(n/a)	1953-55
15.	565	Dick SCHIENDLER	(n/a)	1962-65
16.	559	Ken PETERSON	(n/a)	1964-67
17.	544	Dick ZEMBAL	(n/a)	1965-68
18.	539	Dick SEBEK	(n/a)	1965-68
19.	520	John KURTZ	(n/a)	1950-53
20.	512	David BENADERET	(n/a)	1954-57
21.	502	Cal GARVIN	(n/a)	1950-53
	502	Bill WAGNER	(n/a)	1957-59,61
23.	493	Wyking JONES	(163o-330d)	1991-95
24.	487	Chris AYER	(164o-323d)	2002-06
25.	482	Richard DIXON	(n/a)	1968-71
26.	474	Per STUMER	(119o-355d)	1988-90
27.	465	Ben AMMERMAN	(135o-330d)	1994-98
28.	464	Tom SALVINO	(n/a)	1953-56
29.	457	Mike ANTOINE	(n/a)	1979-81
30.	451	Clelio BOCCATO	(n/a)	1951-54

**REBOUND AVERAGE (minimum 30 games)**

1.	15.3	Jim HADERLEIN	(76 games)	1968-71
2.	14.0	Steve SMITH	(51 games)	1971-73
3.	11.1	Bob COX	(55 games)	1953-55
4.	11.1	Hank GATHERS	(89 games)	1987-90
5.	10.7	Bill WAGNER	(47 games)	1957-59,61
6.	10.1	Ed BENTO	(77 games)	1959-62
7.	9.9	Tom RYAN	(76 games)	1958-61
8.	9.1	Brad DEAN	(79 games)	1972-75
9.	8.6	Dick SEBEK	(63 games)	1965-68
10.	8.5	Ime ODUOK	(80 games)	1993-96
11.	8.3	Mike ANTOINE	(55 games)	1979-81
12.	7.7	Ken PETERSON	(73 games)	1964-67
13.	7.6	Garnette BROWN	(55 games)	1954-57
14.	7.5	Per STUMER	(63 games)	1988-90
15.	7.3	Dick SCHIENDLER	(77 games)	1962-65
16.	7.3	John KURTZ	(71 games)	1950-53
17.	7.2	Kevin Young	(31 games)	2008-09
18.	7.2	Mark ARMSTRONG	(115 games)	1984-88
19.	7.1	Matthew KNIGHT	(104 games)	2003-07
20.	7.1	Johnny BROWN	(54 games)	1981-83
21.	7.1	Dick ZEMBAL	(77 games)	1965-68
22.	6.9	David BENADERET	(74 games)	1954-57
23.	6.9	Dick BAKER	(44 games)	1954-56
24.	6.8	Zan MASON	(35 games)	1992-94

25.	6.7	Greg HUNTER	(102 games)	1975-79
26.	6.7	Lloyd McMILLIAN	(57 games)	1972-75
27.	6.6	Tom SALVINO	(70 games)	1953-56
28.	6.6	Forrest MCKENZIE	(110 games)	1981-84,86
29.	6.6	Paul DEYDEN	(65 games)	1964-68
30.	6.5	Clelio BOCCATO	(69 games)	1951-54

**ASSISTS**

1.	689	Terrell LOWERY	(n/a)	1988-92
2.	594	Keith SMITH	(n/a)	1982-86
3.	506	Jim WILLIAMSON	(n/a)	1993-97
4.	445	Tony WALKER	(n/a)	1989-90,91-92
5.	420	Enoch SIMMONS	(n/a)	1985-89
6.	403	Charles BROWN	(n/a)	2001-05
7.	392	Dan DAVIS	(n/a)	1979-81
8.	320	Brandon WORTHY	(n/a)	2002-07
9.	298	Wes WARDROP	(n/a)	2002-06
10.	277	Damian MARTIN	(n/a)	2003-07
11.	271	Corey GAINES	(n/a)	1987-88
12.	264	Floyd HOOPER	(n/a)	1976-78
13.	239	Tom PEABODY	(n/a)	1988-91
14.	222	Luther PHILYAW	(n/a)	1972-76
15.	216	Jeff FRYER	(n/a)	1986-90
16.	202	John NIKCHEVICH	(n/a)	1986-87
17.	193	Eurskine ROBINSON	(n/a)	2000-02
18.	190	Jon ZIRI	(n/a)	2003-08
19.	187	Robin KIRKSEY	(n/a)	1991-95
20.	186	Ben AMMERMAN	(n/a)	1994-98
21.	185	Corey COUNTS	(n/a)	2005-09
22.	184	Mike YOEST	(n/a)	1984-88
23.	169	Forrest MCKENZIE	(n/a)	1981-84,86
24.	158	John MONTGOMERY	(n/a)	2002-07
25.	153	Greg HUNTER	(n/a)	1975-79
26.	149	Greg GOORJIAN	(n/a)	1982-83
27.	148	Tim KENNEDY	(n/a)	1995-99
29.	146	Rahim HARRIS	(n/a)	1990-94
29.	145	Hank GATHERS	(n/a)	1987-90
30.	139	Christian SCOTT	(n/a)	1990-93

**ASSISTS AVERAGE (minimum 30 games)**

1.	8.7	Corey GAINES	(31 games)	1987-88
2.	7.4	Tony WALKER	(60 games)	1989,91-92
3.	7.3	Dan DAVIS	(54 games)	1979-81
4.	5.8	Terrell LOWERY	(119 games)	1988-92
5.	5.4	Keith SMITH	(110 games)	1982-86
6.	5.1	Floyd HOOPER	(52 games)	1976-78
7.	4.5	Jim WILLIAMSON	(112 games)	1993-97
8.	4.0	Kevin SPARKS	(34 games)	1981-83
9.	3.6	Enoch SIMMONS	(116 games)	1985-89
10.	3.4	Charles BROWN	(117 games)	2001-05
11.	3.4	Brandon WORTHY	(93 games)	2002-07
12.	3.4	Eurskine ROBINSON	(57 games)	2000-02
13.	3.1	Damian MARTIN	(88 games)	2003-07
14.	2.7	Tom PEABODY	(87 games)	1988-91
15.	2.7	Jarred DuBOIS	(31 games)	2008-09
16.	2.7	Wes WARDROP	(110 games)	2002-06
17.	2.5	Bill MAZURIE	(48 games)	1992-94


18.	2.3	Jim McCLOSKEY	(56 games)	1979-81
19.	2.2	Darryl GABRIEL	(48 games)	1981-83
20.	2.2	Clyde JOHNSON	(63 games)	1976-80
	2.2	Louis GRAY	(63 games)	1972-75
22.	2.1	Luther PHILYAW	(104 games)	1972-76
23.	2.1	Rick SHARP	(50 games)	1982-84
24.	2.1	Orlando JOHNSON	(31 games)	2007-08
	2.1	Mike O'QUINN	(62 games)	1993-96
26.	2.1	Corey COUNTS	(59 games)	2005-08
27.	2.0	Shawn DEADWILER	(50 games)	2006-08
28.	2.0	Marcus SMITH	(57 games)	2000-02
29.	1.9	Jeff FRYER	(112 games)	1986-90
30.	1.9	Jeff WHARTON	(48 games)	1973-76

**BLOCKS**

1.	144	Sherman GAY	(n/a)	2000-04
2.	110	Chris AYER	(n/a)	2002-06
3.	97	Chris KNIGHT	(n/a)	1987-92
4.	92	Ime ODUOK	(n/a)	1993-96
5.	72	Wyking JONES	(n/a)	1991-95
6.	66	Robin KIRKSEY	(n/a)	1991-95
	66	Hank GATHERS	(n/a)	1987-90
	66	Mike YOEST	(n/a)	1984-88
9.	60	Christian SCOTT	(n/a)	1990-93
10.	55	Richard PETRUSKA	(n/a)	1990-91
11.	54	Matthew KNIGHT	(n/a)	2003-07
12.	53	Peter CORNELL	(n/a)	1996-98
13.	51	Pablo MACHADO	(n/a)	1999-01
14.	50	Mike ANTOINE	(n/a)	1979-81
15.	48	Rahim HARRIS	(n/a)	1990-94
16.	47	John VEARGASON	(n/a)	1986-89
17.	43	Art CLAYBION	(n/a)	1979-81
18.	41	Bo KIMBLE	(n/a)	1987-90
19.	36	Kenny HOTOPP	(n/a)	1994-98
20.	35	Darryl CARTER	(n/a)	1983-87
21.	34	Kevin YOUNG	(n/a)	2008-09
	34	Tim KENNEDY	(n/a)	1995-99
23.	33	Fred BRADFORD	(n/a)	1982-86
24.	32	Mike O'QUINN	(n/a)	1993-96
25.	30	Ben AMMERMAN	(n/a)	1994-98
	30	Tom PEABODY	(n/a)	1988-91
	30	Brian McCLOSKEY	(n/a)	1990-93
28.	29	Dustin BROWN	(n/a)	2002-06
29.	28	Andy OSBORN	(n/a)	2001-03
30.	24	Greg LAKEY	(n/a)	2000-02

**BLOCKED SHOTS AVG. (minimum 30 games)**

1.	1.3	Sherman GAY	(109 games)	2000-04
2.	1.2	Ime ODUOK	(80 games)	1993-96
3.	1.1	Kevin YOUNG	(31 games)	2008-09
4.	1.0	Pablo MACHADO	(51 games)	1999-01
5.	1.0	Peter CORNELL	(54 games)	1996-98
6.	1.0	Chris AYER	(114 games)	2002-06
7.	0.9	Mike ANTOINE	(55 games)	1979-81
8.	0.9	Chris KNIGHT	(111 games)	1987-92
9.	0.8	Art CLAYBION	(56 games)	1979-81
10.	0.7	Hank GATHERS	(89 games)	1987-90
11.	0.7	Christian SCOTT	(82 games)	1990-93
12.	0.7	Wyking JONES	(106 games)	1991-95
13.	0.6	Robin KIRKSEY	(110 games)	1991-95
14.	0.6	Zan MASON	(35 games)	1992-94
15.	0.6	Mike YOEST	(117 games)	1984-88
16.	0.5	John VEARGASON	(86 games)	1986-89
17.	0.5	Bo KIMBLE	(76 games)	1987-90
18.	0.5	Matthew KNIGHT	(104 games)	2003-07
19.	0.5	Mike O'QUINN	(62 games)	1993-96
20.	0.5	Andy OSBORN	(60 games)	2001-03
21.	0.4	Greg LAKEY	(54 games)	2000-02
22.	0.4	Rahim HARRIS	(110 games)	1990-94
23.	0.4	Darryl CARTER	(83 games)	1983-87
24.	0.4	Tim KENNEDY	(82 games)	1995-99
25.	0.4	Brian McCLOSKEY	(73 games)	1990-93
26.	0.4	Orlando JOHNSON	(31 games)	2007-08
27.	0.4	Victor LAZZARETTI	(55 games)	1985-87
28.	0.3	Tom PEABODY	(87 games)	1988-91
29.	0.3	Kenny HOTOPP	(107 games)	1994-98
30.	0.3	Fred BRADFORD	(101 games)	1982-86



« Jim Williamson was the last player to crack 500 assists in a career (1997).



« Sherman Gay set the all-time blocks record in 2004.



**STEALS**

1.	231	Terrell LOWERY	1988-92
2.	189	Mike YOEST	1984-88
3.	181	Charles BROWN	2001-05
4.	176	Rahim HARRIS	1990-94
5.	175	Bo KIMBLE	1987-90
6.	158	Damian MARTIN	2003-07
7.	157	Brandon WORTHY	2002-07
8.	155	Tom PEABODY	1988-91
9.	150	Jeff FRYER	1986-90
10.	139	Jon ZIRI	2003-08
11.	137	Jim WILLIAMSON	1993-97
12.	133	Hank GATHERS	1987-90
13.	123	Robin KIRKSEY	1991-95
14.	115	Enoch SIMMONS	1985-89
15.	112	Keith SMITH	1982-86
16.	111	Mark ARMSTRONG	1984-88
17.	110	Tony WALKER	1989-90,91-92
18.	108	Dan DAVIS	1979-81
19.	100	Wes WARDROP	2002-06
20.	96	Chris KNIGHT	1987-92
21.	94	Matthew KNIGHT	2003-07
22.	91	Christian SCOTT	1990-93
23.	88	Forrest MCKENZIE	1981-84,85-86
24.	86	Ben AMMERMAN	1994-98
25.	77	Sherman GAY	2000-04
26.	69	Per STUMER	1988-90
27.	63	Mike O'QUINN	1993-96
	63	Eurskine ROBINSON	2000-02
	63	Tim KENNEDY	1995-99
	63	Ime ODUOK	1993-96

**STEALS AVERAGE** (minimum 30 games)

1.	2.3	Bo KIMBLE	(76 games)	1987-90
2.	2.0	Dan DAVIS	(54 games)	1979-81
3.	2.0	Corey GAINES	(31 games)	1987-88
4.	1.9	Terrell LOWERY	(119 games)	1988-92
5.	1.8	Tony WALKER	(60 games)	1990,91-92
6.	1.8	Damian MARTIN	(88 games)	2003-07
7.	1.8	Tom PEABODY	(87 games)	1988-91
8.	1.7	Brandon WORTHY	(93 games)	2002-07
9.	1.6	Kevin YOUNG	(31 games)	2008-09
10.	1.6	Mike YOEST	(117 games)	1984-88
11.	1.6	Rahim HARRIS	(110 games)	1990-94
12.	1.5	Charles BROWN	(117 games)	2001-05
13.	1.5	Hank GATHERS	(89 games)	1987-90
14.	1.3	Jeff FRYER	(112 games)	1986-90
15.	1.2	Jon ZIRI	(113 games)	2003-08
16.	1.2	Jim WILLIAMSON	(112 games)	1993-97
17.	1.1	Jarred DuBOIS	(31 games)	2008-09
18.	1.1	Robin KIRKSEY	(110 games)	1991-95
19.	1.1	Christian SCOTT	(82 games)	1990-93
20.	1.1	Eurskine ROBINSON	(57 games)	2000-02
21.	1.1	Per STUMER	(63 games)	1988-90
22.	1.1	Zan MASON	(35 games)	1992-94
23.	1.0	Craig HOLT	(51 games)	1990-92
24.	1.0	Keith SMITH	(110 games)	1982-86
25.	1.0	Art CLAYBION	(56 games)	1979-81
26.	1.0	Mike O'QUINN	(62 games)	1993-96
27.	1.0	Enoch SIMMONS	(116 games)	1985-89
28.	1.0	Mark ARMSTRONG	(115 games)	1984-88
29.	0.9	Wes WARDROP	(110 games)	2002-06
30.	0.9	Matthew KNIGHT	(104 games)	2003-07

**GAMES PLAYED**

1.	119	Terrell LOWERY	1988-92
2.	117	Mike YOEST	1984-88
	117	Charles BROWN	2001-05
4.	116	Enoch SIMMONS	1985-89
5.	115	Mark ARMSTRONG	1984-88
6.	114	Chris AYER	2002-06
7.	113	Jon ZIRI	2003-08
	113	Marko DERIC	2005-09
9.	112	Jim WILLIAMSON	1993-97
	112	Jeff FRYER	1986-90
11.	111	Ben AMMERMAN	1994-98
	111	Chris KNIGHT	1987-92



« Damian Martin set the record with nine steals in a game and is sixth all-time with 158.

13.	110	Rahim HARRIS	1990-94
	110	Forrest MCKENZIE	1981-84,86
	110	Wes WARDROP	2002-06
	110	John O'CONNELL	1988-92
	110	Robin KIRKSEY	1991-95
	110	Keith SMITH	1982-86
19.	109	Sherman GAY	2000-04
20.	107	Dustin BROWN	2002-06
	107	Kenny HOTOPP	1994-98
22.	106	Wyking JONES	1991-95
23.	104	Matthew KNIGHT	2003-07
	104	Luther PHILYAW	1972-76
25.	102	Greg HUNTER	1975-79
26.	101	Fred BRADFORD	1982-86
27.	100	John HAYWOOD	2002-06
28.	94	Ross RICHARDSON	1990-94
29.	93	Brandon WORTHY	2002-07
30.	90	Steve HADERLEIN	1981-85

**GAMES STARTED**

1.	109	Mark ARMSTRONG	1984-88
2.	103	Mike YOEST	1984-88
3.	101	Jim WILLIAMSON	1993-97
4.	89	Matthew KNIGHT	2003-07
5.	88	Hank GATHERS	1987-90
6.	80	Charles BROWN	2001-05
7.	79	Jeff FRYER	1986-90
8.	78	Robin KIRKSEY	1991-95
9.	75	Ime ODUOK	1993-96
	75	Rahim HARRIS	1990-94
11.	74	Wes WARDROP	2002-06
12.	72	Keith KINCADE	2001-04
13.	70	Chris AYER	2002-06
	70	Ben AMMERMAN	1994-98
15.	67	Damian MARTIN	2003-07
16.	64	Kenny HOTOPP	1994-98
17.	63	Per STUMER	1988-90
18.	62	Brandon WORTHY	2002-07
19.	61	Christian SCOTT	1990-93
	61	Elton MASHACK	1997-01
21.	59	Wyking JONES	1991-95
	59	Bo KIMBLE	1987-90
	59	Tony WALKER	1989-90,91-92
24.	58	Marko DERIC	2005-09
25.	56	Terrell LOWERY	1988-92
	56	Keith SMITH	1982-86
27.	55	Enoch SIMMONS	1985-89
28.	52	Eurskine ROBINSON	2000-02
29.	50	Jon ZIRI	2003-08
30.	49	Sherman GAY	2000-04
	49	Mike O'QUINN	1993-96

**MINUTES**

1.	3755	Forrest MCKENZIE	1981-84,85-86
2.	3706	Keith SMITH	1982-86
3.	3678	Jim WILLIAMSON	1993-97
4.	3379	Mike YOEST	1984-88
5.	3124	Mark ARMSTRONG	1984-88
6.	2999	Wes WARDROP	2002-06
7.	2940	Matthew KNIGHT	2003-07



« Charles Brown finished his career playing in 117 games and scoring more than 1,000 points.

8.	2936	Enoch SIMMONS	1985-89
9.	2934	Terrell LOWERY	1988-92
10.	2917	Charles BROWN	2001-05
11.	2790	Hank GATHERS	1987-90
12.	2679	Brandon WORTHY	2002-07
13.	2647	Ben AMMERMAN	1994-98
14.	2623	Jeff FRYER	1986-90
15.	2548	Robin KIRKSEY	1991-95
16.	2525	Rahim HARRIS	1990-94
17.	2511	Damian MARTIN	2003-07
18.	2463	Kenny HOTOPP	1994-98
19.	2409	Wyking JONES	1991-95
20.	2156	Bo KIMBLE	1987-90
21.	2138	Ime ODUOK	1993-96
22.	2083	Fred BRADFORD	1982-86
23.	2073	Sherman GAY	2000-04
24.	2072	Elton MASHACK	1997-01
25.	2038	Steve HADERLEIN	1981-85
26.	2027	Christian SCOTT	1990-93
27.	2020	Corey COUNTS	2005-09
28.	2019	Jon ZIRI	2003-08
29.	1986	Marko DERIC	2005-09
30.	1932	Chris AYER	2002-06

**MINUTES AVERAGE**

1.	37.7	Greg GOORJIAN	(23 games)	1982-83
2.	34.5	Jarred DuBOIS	(31 games)	2008-09
3.	34.3	Jim McCLOSKEY	(56 games)	1979-81
4.	34.1	Forrest MCKENZIE	(110 games)	1981-84,86
5.	34.0	Dan DAVIS	(54 games)	1979-81
6.	33.7	Keith SMITH	(110 games)	1982-86
7.	33.0	Jeffery MOORE	(28 games)	1979-80
8.	32.8	Jim WILLIAMSON	(112 games)	1993-97
9.	32.0	Kevin YOUNG	(31 games)	2008-09
10.	31.3	Hank GATHERS	(89 games)	1987-90
11.	30.9	Chris NIKCHEVICH	(28 games)	1986-87
12.	30.0	Johnny BROWN	(54 games)	1981-83
13.	30.0	Mike ANTOINE	(55 games)	1979-81
14.	29.6	Per STUMER	(63 games)	1988-90
15.	29.3	LaRon ARMSTEAD	(31 games)	2008-09
16.	29.2	Stanley THORNE	(25 games)	1999-00
17.	28.9	Mike YOEST	(117 games)	1984-88
18.	28.8	Brandon WORTHY	(93 games)	2002-07
19.	28.6	Vernon TEEL	(31 games)	2008-09
20.	28.5	Damian MARTIN	(88 games)	2003-07
21.	28.4	Bo KIMBLE	(76 games)	1987-90
22.	28.3	Matthew KNIGHT	(104 games)	2003-07
23.	28.1	Mike O'QUINN	(62 games)	1993-96
24.	27.8	Eurskine ROBINSON	(57 games)	2000-02
25.	27.7	Zan MASON	(35 games)	1992-94
26.	27.5	Corey GAINES	(31 games)	1987-88
27.	27.3	Wes WARDROP	(110 games)	2002-06
28.	27.2	Mark ARMSTRONG	(115 games)	1984-88
29.	26.8	Steve HANEY	(26 games)	1984-85
30.	26.7	Ime ODUOK	(80 games)	1993-96
	26.7	Tim DIEDERICHS	(31 games)	2007-08



# SEASON RECORDS


LMU RECORDS ▲ SEASON RECORDS



« Bo Kimble's 1,131 points in the 1990 season helped LMU to the Elite Eight.



« Greg Goorjian's 26.5 points per game was the record holder in 1983 and is now 5th.



« Adoyah Miller was the latest Lion to crack the three-point top-10.

## POINTS

1.	1131	Bo KIMBLE	(32 games)	1989-90
2.	1015	Hank GATHERS	(31 games)	1988-89
3.	884	Terrell LOWERY	(31 games)	1990-91
4.	754	Hank GATHERS	(26 games)	1989-90
5.	721	Hank GATHERS	(32 games)	1987-88
6.	710	Jeff FRYER	(31 games)	1988-89
7.	678	Keith SMITH	(27 games)	1984-85
8.	675	Terrell LOWERY	(26 games)	1991-92
9.	659	Jim HADERLEIN	(26 games)	1969-70
10.	636	Jeff FRYER	(28 games)	1989-90
11.	626	Jim McCLOSKEY	(28 games)	1980-81
12.	621	Jim McCLOSKEY	(28 games)	1979-80
13.	610	Greg GOORJIAN	(23 games)	1982-83
14.	608	Keith SMITH	(29 games)	1985-86
15.	583	Forrest MCKENZIE	(29 games)	1985-86
16.	582	Steve SMITH	(26 games)	1972-73
17.	579	Ed BENTO	(24 games)	1961-62
18.	577	Bo KIMBLE	(26 games)	1987-88
19.	563	Forrest MCKENZIE	(27 games)	1983-84
20.	562	Mike YOEST	(32 games)	1987-88

## SCORING AVERAGE (minimum 18 games)

1.	35.3	Bo KIMBLE	(32 games)	1989-90
2.	32.7	Hank GATHERS	(31 games)	1988-89
3.	29.0	Hank GATHERS	(26 games)	1989-90
4.	28.5	Terrell LOWERY	(31 games)	1990-91
5.	26.5	Greg GOORJIAN	(23 games)	1982-83
6.	26.0	Terrell LOWERY	(26 games)	1991-92
7.	25.3	Jim HADERLEIN	(26 games)	1969-70
8.	25.1	Keith SMITH	(27 games)	1984-85
9.	24.1	Ed BENTO	(24 games)	1961-62
10.	22.9	Jeff FRYER	(31 games)	1988-89
11.	22.7	Jeff FRYER	(28 games)	1989-90
12.	22.5	Hank GATHERS	(32 games)	1987-88
13.	22.4	Steve SMITH	(26 games)	1972-73
14.	22.4	Jim McCLOSKEY	(28 games)	1980-81
15.	22.2	Bo KIMBLE	(26 games)	1987-88
16.	22.2	Jim McCLOSKEY	(28 games)	1979-80
17.	22.1	Jim HADERLEIN	(25 games)	1970-71
18.	21.1	Steve SMITH	(25 games)	1971-72
19.	21.0	Rick ADELMAN	(25 games)	1967-68
20.	21.0	Keith SMITH	(29 games)	1985-86

## FIELD GOALS MADE

1.	419	Hank GATHERS	(31 games)	1988-89
2.	404	Bo KIMBLE	(32 games)	1989-90
3.	314	Hank GATHERS	(26 games)	1989-90
4.	304	Hank GATHERS	(32 games)	1987-88
5.	298	Terrell LOWERY	(31 games)	1990-91
6.	283	Keith SMITH	(27 games)	1984-85
7.	265	Jim HADERLEIN	(26 games)	1969-70

8.	260	Jim McCLOSKEY	(28 games)	1980-81
9.	256	Forrest MCKENZIE	(29 games)	1985-86
10.	247	Jim McCLOSKEY	(28 games)	1979-80
11.	245	Greg GOORJIAN	(23 games)	1982-83
12.	238	Steve SMITH	(26 games)	1972-73
	238	Keith SMITH	(29 games)	1985-86
14.	237	Forrest MCKENZIE	(27 games)	1983-84
15.	229	Forrest MCKENZIE	(27 games)	1982-83
	229	Jeff FRYER	(28 games)	1989-90
17.	225	Ed BENTO	(24 games)	1961-62
	225	Jeff FRYER	(31 games)	1988-89
19.	217	Jim HADERLEIN	(25 games)	1970-71
20.	216	Terrell LOWERY	(26 games)	1991-92

## FIELD GOALS ATTEMPTED

1.	763	Bo KIMBLE	(32 games)	1989-90
2.	689	Hank GATHERS	(31 games)	1988-89
3.	650	John ARNDT	(26 games)	1949-50
4.	621	Terrell LOWERY	(31 games)	1990-91
5.	607	Bill DONOVAN	(n/a)	1947-48
6.	599	Keith SMITH	(27 games)	1984-85
7.	580	John ARNDT	(n/a)	1948-49
8.	574	Norman GLICK	(n/a)	1948-49
9.	561	Jim McCLOSKEY	(28 games)	1980-81
	561	Jeff FRYER	(31 games)	1988-89
11.	550	Greg GOORJIAN	(23 games)	1982-83
12.	541	Hank GATHERS	(32 games)	1987-88
13.	539	Jim McCLOSKEY	(28 games)	1979-80
14.	536	Steve SMITH	(26 games)	1972-73
15.	528	Hank GATHERS	(26 games)	1989-90
16.	508	Jim HADERLEIN	(26 games)	1969-70
	508	Jeff FRYER	(28 games)	1989-90
18.	504	Forrest MCKENZIE	(29 games)	1985-86
19.	494	Forrest MCKENZIE	(27 games)	1983-84
20.	493	Jim HADERLEIN	(25 games)	1968-69

## FIELD GOAL PCT. (minimum 30 made)

1.	.667	John O'CONNELL	(36-54)	1989-90
2.	.615	Ime ODUOK	(139-226)	1995-96
3.	.608	Hank GATHERS	(419-689)	1988-89
4.	.607	Eric CLAUD	(105-173)	1977-78
5.	.606	Victor LAZZARETTI	(97-160)	1986-87
6.	.595	Hank GATHERS	(314-528)	1989-90
7.	.592	Dan HORNBUCKLE	(42-71)	1983-84
8.	.591	Tony WALKER	(114-193)	1991-92
9.	.589	Richard PETRUSKA	(188-319)	1990-91
10.	.580	Ime ODUOK	(130-224)	1994-95
11.	.580	Peter CORNELL	(87-150)	1997-98
12.	.574	Eric CLAUD	(112-195)	1975-76
13.	.574	Wyking JONES	(198-345)	1993-94
14.	.566	Vince MORELLI	(125-221)	1976-77
15.	.564	Darren LEE	(57-101)	1982-83

16.	.564	Mike YOEST	(177-314)	1987-88
17.	.564	Victor LAZZARETTI	(62-110)	1985-86
18.	.562	Hank GATHERS	(304-541)	1987-88
19.	.560	Ime ODUOK	(65-116)	1993-94
20.	.560	Leonard AGEE	(144-257)	1981-82

## 3-POINT FIELD GOALS MADE

1.	126	Jeff FRYER	(31 games)	1988-89
2.	121	Jeff FRYER	(28 games)	1989-90
3.	103	Terrell LOWERY	(31 games)	1990-91
4.	92	Bo KIMBLE	(32 games)	1989-90
5.	86	Jeff FRYER	(32 games)	1987-88
6.	84	Terrell LOWERY	(26 games)	1991-92
7.	74	Bo KIMBLE	(26 games)	1987-88
8.	73	Adoyah MILLER	(31 games)	2006-07
9.	68	Chris NIKCHEVICH	(28 games)	1986-87
	68	Craig HOLT	(31 games)	1990-91
	68	Jim WILLIAMSON	(28 games)	1996-97
12.	64	Wes WARDROP	(30 games)	2005-06
13.	61	Ross RICHARDSON	(25 games)	1990-91
14.	54	Shawn DEADWILER	(31 games)	2007-08
15.	53	Ben AMMERMAN	(27 games)	1997-98
16.	52	Corey COUNTS	(31 games)	2008-09
17.	51	Jim WILLIAMSON	(29 games)	1995-96
18.	49	Jarred DuBOIS	(31 games)	2008-09
	49	Enoch SIMMONS	(30 games)	1988-89
20.	47	Haywood EADDY	(24 games)	1997-98

## 3-POINT FIELD GOALS ATTEMPTED

1.	334	Jeff FRYER	(31 games)	1988-89
2.	308	Jeff FRYER	(28 games)	1989-90
3.	257	Terrell LOWERY	(31 games)	1990-91
4.	218	Terrell LOWERY	(26 games)	1991-92
5.	208	Jeff FRYER	(32 games)	1987-88
6.	200	Bo KIMBLE	(32 games)	1989-90
7.	195	Bo KIMBLE	(26 games)	1987-88
8.	189	Adoyah MILLER	(31 games)	2006-07
9.	177	Wes WARDROP	(30 games)	2005-06
10.	173	Craig HOLT	(31 games)	1990-91
	173	Jim WILLIAMSON	(28 games)	1996-97
12.	159	Shawn DEADWILER	(31 games)	2007-08
13.	151	Corey COUNTS	(31 games)	2008-09
14.	148	Jim WILLIAMSON	(29 games)	1995-96
	148	Chris NIKCHEVICH	(28 games)	1986-87
16.	143	Curtis SLAUGHTER	(28 games)	1999-00
	143	Ben AMMERMAN	(27 games)	1997-98
18.	141	Jarred DuBOIS	(31 games)	2008-09
19.	136	Robert DAVIS	(28 games)	2000-01
20.	136	Kent DENNIS	(29 games)	2001-02



**3-PT FIELD GOAL PCT.** (minimum 18 made)

1. .526	Ross RICHARDSON	(61-116)	1990-91
2. .506	Corey GAINES	(42-83)	1987-88
3. .467	Enoch SIMMONS	(43-92)	1987-88
4. .460	Bo KIMBLE	(92-200)	1989-90
5. .459	Chris NIKCHEVICH	(68-148)	1986-87
6. .442	Brian McCLOSKEY	(19-43)	1992-93
7. .423	Tim KENNEDY	(33-78)	1997-98
8. .420	Enoch SIMMONS	(29-69)	1986-87
9. .413	Jeff FRYER	(86-208)	1987-88
10. .404	Craig HOLT	(38-94)	1991-92
11. .404	Terrell LOWERY	(46-114)	1989-90
12. .401	Terrell LOWERY	(103-257)	1990-91
13. .394	Dennis VOGEL	(26-66)	1986-87
14. .393	Jim WILLIAMSON	(68-173)	1996-97
.393	Craig HOLT	(68-173)	1990-91
16. .393	Jeff FRYER	(121-308)	1989-90
17. .393	Ben AMMERMAN	(42-107)	1995-96
18. .389	Corey COUNTS	(37-95)	2007-08
19. .388	Brandon WORTHY	(19-49)	2006-07
20. .386	Adoyah MILLER	(73-189)	2006-07

**FREE THROWS MADE**

1. 231	Bo KIMBLE	(32 games)	1989-90
2. 206	Mike YOEST	(32 games)	1987-88
3. 186	Garnette BROWN	(27 games)	1956-57
4. 185	Terrell LOWERY	(31 games)	1990-91
5. 177	Hank GATHERS	(31 games)	1988-89
6. 171	Rick ADELMAN	(25 games)	1966-67
171	Rick ADELMAN	(25 games)	1967-68
8. 165	Mike YOEST	(28 games)	1986-87
9. 162	Brandon WORTHY	(30 games)	2005-06
10. 159	Terrell LOWERY	(26 games)	1991-92
11. 149	Brandon WORTHY	(31 games)	2002-03
12. 138	Dick SCHIENDLER	(26 games)	1964-65
13. 135	Dick SCHIENDLER	(26 games)	1962-63
135	Wyking JONES	(27 games)	1993-94
15. 134	Jeff FRYER	(31 games)	1988-89
16. 132	Bob COX	(30 games)	1953-54
132	Keith SMITH	(29 games)	1985-86
18. 130	Mike YOEST	(30 games)	1985-86
130	Duane WILLIAMSON	(25 games)	1971-72
20. 129	Jim HADERLEIN	(26 games)	1969-70
129	Rick ADELMAN	(26 games)	1969-70
129	Ed BENTO	(25 games)	1971-72

**FREE THROWS ATTEMPTED**

1. 315	Hank GATHERS	(31 games)	1988-89
2. 268	Bo KIMBLE	(32 games)	1989-90
3. 256	Garnette BROWN	(27 games)	1956-57
4. 255	Mike YOEST	(32 games)	1987-88
5. 231	Terrell LOWERY	(31 games)	1990-91
6. 222	Hank GATHERS	(26 games)	1989-90
7. 216	Rick ADELMAN	(25 games)	1967-68
8. 214	Rick ADELMAN	(25 games)	1966-67
9. 210	Mike YOEST	(28 games)	1986-87
10. 208	Hank GATHERS	(32 games)	1987-88
11. 203	Dick SCHIENDLER	(26 games)	1964-65
12. 197	Brandon WORTHY	(30 games)	2005-06
197	Terrell LOWERY	(26 games)	1991-92
14. 191	Wyking JONES	(27 games)	1993-94
15. 185	Bob COX	(30 games)	1953-54
16. 184	Ime ODUOK	(29 games)	1995-96
17. 183	Jim HADERLEIN	(25 games)	1970-71
18. 181	Brandon WORTHY	(31 games)	2002-03
19. 180	Jim HADERLEIN	(26 games)	1969-70
180	Corey GAINES	(31 games)	1987-88

**FREE THROW PCT.** (minimum 36 made)

1. .975	Eric CLAUS	(39-40)	1976-77
2. .920	Jeff WHARTON	(46-50)	1975-76
3. .915	Rick RAGSDALE	(65-71)	1966-67
4. .902	Jim WILLIAMSON	(110-122)	1996-97
5. .901	Charles BROWN	(64-71)	2004-05
6. .888	Greg LAKEY	(79-89)	2001-02
7. .884	Forrest MCKENZIE	(38-43)	1981-82
8. .879	Chris NIKCHEVICH	(80-91)	1986-87

9. .877	Eurskine ROBINSON	(71-81)	2001-02
10. .873	Rick RAGSDALE	(62-71)	1965-66
11. .865	Scott KAY	(45-52)	1971-72
12. .864	Jim WILLIAMSON	(95-110)	1995-96
13. .862	Bo KIMBLE	(231-268)	1989-90
14. .853	Don SHAW	(87-102)	1971-72
15. .849	Rick ADELMAN	(129-152)	1965-66
16. .848	Christian SCOTT	(39-46)	1990-91
17. .846	Rick RAGSDALE	(77-91)	1967-68
18. .844	John MONTGOMERY	(38-45)	2006-07
19. .844	Forrest MCKENZIE	(81-96)	1982-83
20. .843	Jarred DuBOIS	(118-140)	2008-09

**REBOUNDING**

1. 442	Jim HADERLEIN	(n/a)	1969-70
2. 426	Hank GATHERS	(193o-233d)	1988-89
3. 375	Jim HADERLEIN	(n/a)	1970-71
4. 362	Tom RYAN	(n/a)	1959-60
5. 357	Steve SMITH	(n/a)	1972-73
357	Steve SMITH	(n/a)	1971-72
7. 345	John KURTZ	(n/a)	1951-52
8. 344	Jim HADERLEIN	(n/a)	1968-69
9. 343	Bob COX	(n/a)	1953-54
10. 302	Bill WAGNER	(n/a)	1958-59
11. 299	Matthew KNIGHT	(112o-187d)	2005-06
12. 288	Garnette BROWN	(n/a)	1956-57
13. 281	Hank GATHERS	(94o-187d)	1989-90
14. 278	Hank GATHERS	(141o-137d)	1987-88
15. 266	Bob COX	(n/a)	1954-55
266	Cal GARVIN	(n/a)	1952-53
17. 263	Brad DEAN	(n/a)	1972-73
18. 261	Ed BENTO	(n/a)	1961-62
19. 258	Ed BENTO	(n/a)	1960-61
258	Mark ARMSTRONG	(101o-157d)	1987-88

**REBOUNDING AVERAGE** (minimum 18 games)

1. 17.0	Jim HADERLEIN	(26 games)	1969-70
2. 15.0	Jim HADERLEIN	(25 games)	1970-71
3. 14.3	Steve SMITH	(25 games)	1971-72
4. 13.8	John KURTZ	(25 games)	1951-52
5. 13.8	Jim HADERLEIN	(25 games)	1968-69
6. 13.7	Hank GATHERS	(31 games)	1988-89
7. 13.7	Steve SMITH	(26 games)	1972-73
8. 13.4	Tom RYAN	(27 games)	1959-60
9. 13.1	Bill WAGNER	(23 games)	1958-59
10. 11.4	Bob COX	(30 games)	1953-54
11. 10.9	Ed BENTO	(24 games)	1961-62
12. 10.8	Hank GATHERS	(26 games)	1989-90
13. 10.7	Garnette BROWN	(27 games)	1956-57
14. 10.6	Bob COX	(25 games)	1954-55
15. 10.1	Brad DEAN	(26 games)	1972-73
16. 10.0	Matthew KNIGHT	(30 games)	2005-06
17. 9.9	Ed BENTO	(26 games)	1960-61
18. 9.5	Cal GARVIN	(28 games)	1952-53
19. 9.4	Ed BENTO	(27 games)	1959-60
20. 9.3	Brad DEAN	(26 games)	1974-75

**ASSISTS**

1. 283	Terrell LOWERY	1990-91
2. 271	Corey GAINES	1987-88
3. 229	Dan DAVIS	1980-81
4. 227	Tony WALKER	1989-90
5. 218	Tony WALKER	1991-92
6. 202	Keith SMITH	1985-86
202	Terrell LOWERY	1989-90
202	Chris NIKCHEVICH	1986-87
9. 169	Enoch SIMMONS	1988-89
10. 164	Keith SMITH	1983-84
11. 163	Dan DAVIS	1979-80
12. 152	Keith SMITH	1984-85
13. 149	Greg GOORJIAN	1982-83
14. 148	Floyd HOOPER	1977-78
15. 142	Jim WILLIAMSON	1994-95
16. 140	Jim WILLIAMSON	1996-97
17. 137	Charles BROWN	2002-03
18. 130	Brandon WORTHY	2005-06
19. 127	Jim WILLIAMSON	1995-96
127	Kevin SPARKS	1981-82

**ASSISTS AVERAGE** (minimum 18games)

1. 9.1	Terrell LOWERY	(31 games)	1990-91
2. 8.7	Corey GAINES	(31 games)	1987-88
3. 8.2	Dan DAVIS	(28 games)	1980-81
4. 7.8	Tony WALKER	(28 games)	1991-92
5. 7.2	Chris NIKCHEVICH	(28 games)	1986-87
6. 7.1	Tony WALKER	(32 games)	1989-90
7. 7.0	Keith SMITH	(29 games)	1985-86
8. 6.5	Greg GOORJIAN	(23 games)	1982-83
9. 6.3	Terrell LOWERY	(32 games)	1989-90
10. 6.3	Dan DAVIS	(26 games)	1979-80
11. 6.1	Keith SMITH	(27 games)	1983-84
12. 5.7	Floyd HOOPER	(26 games)	1977-78
13. 5.6	Enoch SIMMONS	(30 games)	1988-89
14. 5.6	Keith SMITH	(27 games)	1984-85
15. 5.1	Kevin SPARKS	(25 games)	1981-82
16. 5.1	Jim WILLIAMSON	(28 games)	1994-95
17. 5.0	Jim WILLIAMSON	(28 games)	1996-97
18. 4.9	Haywood EADDY	(24 games)	1997-98
19. 4.5	Casper WARE	(19 games)	1981-82
20. 4.5	Floyd HOOPER	(26 games)	1976-77

**BLOCKS**


1. 60	Sherman GAY	2002-03
2. 57	Sherman GAY	2003-04
3. 55	Richard PETRUSKA	1990-91
4. 39	Ime ODUOK	1993-94
5. 38	Chris AYER	2005-06
38	Chris KNIGHT	1990-91
7. 36	Pablo MACHADO	1999-00
8. 34	Kevin YOUNG	2008-09
9. 32	Art CLAYBION	1980-81
10. 30	Chris AYER	2002-03
30	Peter CORNELL	1997-98
12. 28	Chris AYER	2003-04
28	Mike ANTOINE	1979-80



« Greg Lakey had one of the best free throw seasons for a big man in LMU history.



« Tony Walker is one of just two players with a pair of 200-assist seasons.



« In 1990, Mark Armstrong was one of four players to play in 32 games.



« Tim Diederichs became the first freshman to start every game in a season, ranking 5th.



« Wes Wardrop's 1,074 minutes in 2005-06 is the most by any player in school history.

14.	27	Ime ODUOK	1994-95
27	Chris KNIGHT	1991-92	
27	Wyking JONES	1993-94	
17.	26	Ime ODUOK	1995-96
26	Wyking JONES	1994-95	
19.	25	Christian SCOTT	1990-91
20.	24	Chris KNIGHT	1989-90
24	Robin KIRKSEY	1992-93	
24	Hank GATHERS	1989-90	

**BLOCKED SHOTS AVG.** (minimum 18 games)

1.	2.0	Sherman GAY	(29 games)	2003-04
2.	2.0	Richard PETRUSKA	(28 games)	1990-91
3.	1.9	Sherman GAY	(31 games)	2002-03
4.	1.7	Ime ODUOK	(23 games)	1993-94
5.	1.3	Pablo MACHADO	(27 games)	1999-00
6.	1.3	Chris KNIGHT	(29 games)	1990-91
7.	1.3	Chris AYER	(30 games)	2005-06
8.	1.2	Peter CORNELL	(26 games)	1997-98
9.	1.1	Art CLAYBION	(28 games)	1980-81
10.	1.1	Kevin YOUNG	(31 games)	2008-09
11.	1.1	Chris AYER	(28 games)	2002-03
12.	1.0	Mike ANTOINE	(28 games)	1979-80
1.0	Wyking JONES	(27 games)	1993-94	
1.0	Chris AYER	(28 games)	2003-04	
15.	1.0	Chris KNIGHT	(28 games)	1991-92
1.0	Ime ODUOK	(28 games)	1994-95	
17.	0.9	Wyking JONES	(28 games)	1994-95
18.	0.9	Hank GATHERS	(26 games)	1989-90
19.	0.9	Ime ODUOK	(29 games)	1995-96
20.	0.9	Robin KIRKSEY	(27 games)	1992-93

**STEALS**

1.	92	Bo KIMBLE	1989-90
2.	79	Terrell LOWERY	1990-91
3.	71	Mike YOEST	1987-88
4.	65	Tony WALKER	1989-90
65	Damian MARTIN	2006-07	
6.	63	Terrell LOWERY	1989-90
7.	61	Tom PEABODY	1989-90
61	Corey GAINES	1987-88	
61	Charles BROWN	2002-03	
10.	59	Rahim HARRIS	1992-93
11.	58	Dan DAVIS	1980-81
58	Charles BROWN	2003-04	
13.	56	Terrell LOWERY	1991-92
14.	54	Jon ZIRI	2007-08
54	Rahim HARRIS	1991-92	
16.	53	Jeff FRYER	1988-89
53	Brandon WORTHY	2005-06	
18.	51	Kevin YOUNG	2008-09
51	Haywood EADDY	1997-98	
51	Jeff FRYER	1989-90	

**STEALS AVERAGE** (minimum 18 games)

1.	2.9	Bo KIMBLE	(32 games)	1989-90
2.	2.5	Terrell LOWERY	(31 games)	1990-91
3.	2.2	Mike YOEST	(32 games)	1987-88

4.	2.2	Rahim HARRIS	(27 games)	1992-93
5.	2.2	Terrell LOWERY	(26 games)	1991-92
6.	2.1	Haywood EADDY	(24 games)	1997-98
7.	2.1	Damian MARTIN	(31 games)	2006-07
8.	2.1	Tom PEABODY	(24 games)	1990-91
9.	2.1	Dan DAVIS	(28 games)	1980-81
10.	2.0	Tony WALKER	(32 games)	1989-90
11.	2.0	Charles BROWN	(29 games)	2003-04
2.0	Brandon WORTHY	(19 games)	2004-05	
13.	2.0	Terrell LOWERY	(32 games)	1989-90
14.	2.0	Charles BROWN	(31 games)	2002-03
2.0	Corey GAINES	(31 games)	1987-88	
16.	1.9	Rahim HARRIS	(28 games)	1991-92
17.	1.9	Dan DAVIS	(26 games)	1979-80
18.	1.9	Tom PEABODY	(32 games)	1989-90
19.	1.9	Terryl WOOLERY	(20 games)	1995-96
20.	1.9	Bo KIMBLE	(18 games)	1988-89

**GAMES PLAYED**

1.	32	Hank GATHERS	1987-88
32	Mark ARMSTRONG	1987-88	
32	Jeff FRYER	1987-88	
32	Enoch SIMMONS	1987-88	
32	Tony WALKER	1989-90	
32	Mike YOEST	1987-88	
32	Tom PEABODY	1989-90	
32	Bo KIMBLE	1989-90	
32	Terrell LOWERY	1989-90	
32	Chris KNIGHT	1989-90	
32	Per STUMER	1989-90	
12.	31	30 players at 31 games	
5 players did it in 2008-09 season			

**GAMES STARTED**

1.	32	Bo KIMBLE	1989-90
32	Per STUMER	1989-90	
32	Mike YOEST	1987-88	
32	Mark ARMSTRONG	1987-88	
5.	31	Damian MARTIN	2006-07
31	Jeff FRYER	1988-89	
31	Charles BROWN	2002-03	
31	Craig HOLT	1990-91	
31	Tim DIEDERICHS	2007-08	
31	Tony WALKER	1989-90	
31	Jarred DuBOIS	2008-09	
31	Hank GATHERS	1987-88	
31	Corey GAINES	1987-88	
31	Per STUMER	1988-89	
31	Kevin YOUNG	2008-09	
31	Hank GATHERS	1988-89	
17.	30	Chris AYER	2005-06
30	Terrell LOWERY	1990-91	
30	Enoch SIMMONS	1988-89	
30	Orlando JOHNSON	2007-08	
30	Wes WARDROP	2005-06	
30	Shawn DEADWILER	2007-08	

**MINUTES**

1.	1074	Wes WARDROP	2005-06
2.	1071	Jarred DuBOIS	2008-09
3.	1058	Hank GATHERS	1988-89
4.	1055	Terrell LOWERY	1990-91
5.	1052	Bo KIMBLE	1989-90
6.	1034	Jim WILLIAMSON	1994-95
1034	Jim WILLIAMSON	1995-96	
8.	1028	Keith SMITH	1984-85
9.	1027	Jeff FRYER	1988-89
10.	1022	Keith SMITH	1983-84
11.	1014	Dan DAVIS	1980-81
12.	1010	Forrest MCKENZIE	1985-86
13.	1009	Jim WILLIAMSON	1996-97
14.	1005	Keith SMITH	1985-86
15.	998	Brandon WORTHY	2005-06
16.	996	Jim McCLOSKEY	1980-81
17.	993	Forrest MCKENZIE	1983-84
18.	991	Kevin YOUNG	2008-09
19.	965	Wyking JONES	1994-95
20.	960	Per STUMER	1989-90

**MINUTES AVERAGE**

1.	38.1	Keith SMITH	(27 games)	1984-85
2.	37.9	Keith SMITH	(27 games)	1983-84
3.	37.7	Greg GOORJIAN	(23 games)	1982-83
4.	36.9	Jim WILLIAMSON	(28 games)	1994-95
5.	36.8	Forrest MCKENZIE	(27 games)	1983-84
6.	36.2	Dan DAVIS	(28 games)	1980-81
7.	36.0	Jim WILLIAMSON	(28 games)	1996-97
8.	35.8	Wes WARDROP	(30 games)	2005-06
9.	35.7	Jim WILLIAMSON	(29 games)	1995-96
10.	35.6	Jim McCLOSKEY	(28 games)	1980-81
11.	35.5	Brandon WORTHY	(13 games)	2006-07
12.	35.1	Forrest MCKENZIE	(27 games)	1982-83
13.	34.8	Forrest MCKENZIE	(29 games)	1985-86
14.	34.7	Wyking JONES	(27 games)	1993-94
15.	34.7	Keith SMITH	(29 games)	1985-86
16.	34.6	Greg HUNTER	(26 games)	1977-78
17.	34.5	Jarred DuBOIS	(31 games)	2008-09
18.	34.5	Johnny BROWN	(27 games)	1982-83
19.	34.5	Terrell LOWERY	(26 games)	1991-92
20.	34.5	Wyking JONES	(28 games)	1994-95



**SCORING LEADERS**

Year	Player	PPG
1951-52	John Kurtz	12.8
1952-53	Cal Garvin	10.5
1953-54	Bob Cox	17.7
1954-55	Bob Cox	16.0
1955-56	David Benaderet	16.3
1956-57	Garnette Brown	20.3
1957-58	Tom Donahue	15.7
1958-59	Bill Wagner	12.9
1959-60	Jerry Grote	14.2
1960-61	Ed Bento	18.3
1961-62	Ed Bento	24.1
1962-63	Dick Schiendler	13.8
1963-64	Dick Schiendler	14.0
1964-65	Dick Schiendler	16.9
1965-66	Bob Burns	16.7
1966-67	Rick Adelman	18.9
1967-68	Rick Adelman	21.0
1968-69	Jim Haderlein	19.8
1969-70	Jim Haderlein	*25.4
1970-71	Jim Haderlein	22.1
1971-72	Steve Smith	21.1
1972-73	Steve Smith	22.4
1973-74	Luther Philyaw	12.6
1974-75	Luther Philyaw	17.3
1975-76	Luther Philyaw	16.5
1976-77	Eric Claus	13.8
1977-78	Greg Hunter	18.2
1978-79	Greg Hunter	16.7
1979-80	Jim McCloskey	*22.2
1980-81	Jim McCloskey	22.4
1981-82	Forrest McKenzie	13.9
1982-83	Greg Goorjian	*26.5
1983-84	Forrest McKenzie	*20.9
1984-85	Keith Smith	*25.1
1985-86	Keith Smith	*21.0
1986-87	Mike Yoest	*19.3
1987-88	Hank Gathers	22.5
1988-89	Hank Gathers	#32.7
1989-90	Bo Kimble	**#35.3
1990-91	Terrell Lowery	*28.5
1991-92	Terrell Lowery	*26.0
1992-93	Zan Mason	14.3
1993-94	Wyking Jones	19.7
1994-95	Wyking Jones	13.1
1995-96	Ime Oduok	13.5
1996-97	Jim Williamson	16.4
1997-98	Haywood Eaddy	15.2
1998-99	Haywood Eaddy	14.8
1999-00	Rupert McClendon	12.7
2000-01	Robert Davis	11.9
2001-02	Greg Lakey	11.1
2002-03	Charles Brown	11.1
2003-04	Sherman Gay	16.1
2004-05	Matthew Knight	15.4
2005-06	Matthew Knight	16.2
2006-07	Matthew Knight	16.7
2007-08	Orlando Johnson	12.4
2008-09	Vernon Teel	14.5

**REBOUNDING LEADERS**

Year	Player	PPG
1951-52	John Kurtz	13.8
1952-53	Cal Garvin	9.5
1953-54	Bob Cox	11.4
1954-55	Bob Cox	10.4
1955-56	Tom Salvino	9.0
1956-57	Garnette Brown	10.7
1957-58	Bill Germscheid	8.7
1958-59	Bill Wagner	13.1
1959-60	Tom Ryan	13.4
1960-61	Ed Bento	9.9
1961-62	Ed Bento	10.9
1962-63	Dick Schiendler	7.2
1963-64	Dick Schiendler	6.1

1964-65	Dick Schiendler	8.7
1965-66	Clete Adelman	8.5
1966-67	Dick Sebek	9.0
1967-68	Dick Zembal	8.6
1968-69	Jim Haderlein	13.8
1969-70	Jim Haderlein	17.0
1970-71	Jim Haderlein	15.0
1971-72	Steve Smith	14.3
1972-73	Steve Smith	13.7
1973-74	Brad Dean	8.0
1974-75	Brad Dean	9.4
1975-76	Eric Claus	5.6
1976-77	Greg Hunter	6.4
1977-78	Greg Hunter	8.5
1978-79	Greg Hunter	8.1
1979-80	Michael Antoine	8.7
1980-81	Michael Antoine	7.9
1981-82	Leonard Agee	5.9
1982-83	Johnny Brown	8.7
1983-84	Forrest McKenzie	6.4
1984-85	Steve Haderlein	7.9
1985-86	Forrest McKenzie	7.8
1986-87	Mark Armstrong	9.0
1987-88	Hank Gathers	8.7
1988-89	Hank Gathers	#13.7
1989-90	Hank Gathers	10.8
1990-91	Richard Petruska	7.6
1991-92	Brian McCloskey	6.0
1992-93	Zan Mason	6.9
1993-94	Wyking Jones	8.0
1994-95	Ime Oduok	9.0
1995-96	Ime Oduok	8.8
1996-97	Kenny Hotopp	7.3
1997-98	Kenny Hotopp	6.8
1998-99	Elton Mashack	6.9
1999-00	Pablo Machado	7.2
2000-01	Elton Mashack	6.1
2001-02	Greg Lakey	5.6
2002-03	Sherman Gay	4.5
2003-04	Sherman Gay	5.9
2004-05	Matthew Knight	5.9
2005-06	Matthew Knight	*10.0
2006-07	Matthew Knight	7.7
2007-08	Orlando Johnson	4.9
2008-09	Kevin Young	7.2

**ASSISTS LEADERS**

Year	Player	Assists
1973-74	Luther Philyaw	81
1974-75	Louis Gray	100
1975-76	Jeff Wharton	85
1976-77	Floyd Hooper	116
1977-78	Floyd Hooper	148
1978-79	Clyde Johnson	83
1979-80	Dan Davis	163
1980-81	Dan Davis	229
1981-82	Kevin Sparks	127
1982-83	Greg Goorjian	149
1983-84	Keith Smith	164
1984-85	Keith Smith	152
1985-86	Keith Smith	202
1986-87	Chris Nikchevich	202
1987-88	Corey Gaines	271
1988-89	Enoch Simmons	169
1989-90	Tony Walker	227
1990-91	Terrell Lowery	283
1991-92	Tony Walker	218
1992-93	Bill Mazurie	94
1993-94	Jim Williamson	97
1994-95	Jim Williamson	142
1995-96	Jim Williamson	127
1996-97	Jim Williamson	140
1997-98	Haywood Eaddy	117
1998-99	Haywood Eaddy	117
1999-00	Curtis Slaughter	82
2000-01	Eurskine Robinson	85

2001-02	Eurskine Robinson	108
2002-03	Charles Brown	137
2003-04	Charles Brown	111
2004-05	Charles Brown	93
2005-06	Brandon Worthy	130
2006-07	Damian Martin	104
2007-08	Corey Counts	88
2008-09	Jarred DuBois	84

**STEALS LEADERS**

Year	Player	Steals
1985-86	Keith Smith	39
1986-87	Mike Yoest	46
1987-88	Mike Yoest	71
1988-89	Jeff Fryer	53
1989-90	Bo Kimble	92
1990-91	Terrell Lowery	79
1991-92	Terrell Lowery	56
1992-93	Rahim Harris	59
1993-94	Robin Kirksey	38
1994-95	Jim Williamson	45
1995-96	Terryl Woolery	38
1996-97	Jim Williamson	43
1997-98	Haywood Eaddy	51
1998-99	Tim Kennedy	45
1999-00	Curtis Slaughter	30
2000-01	Marcus Smith	31
2001-02	Eurskine Robinson	34
2002-03	Charles Brown	*61
2003-04	Charles Brown	*58
2004-05	Damian Martin	49
2005-06	Brandon Worthy	53
2006-07	Damian Martin	65
2007-08	Jon Ziri	54
2008-09	Kevin Young	51

**BLOCKS LEADERS**

Year	Player	Blocks
1984-85	Larry Irwin	16
1985-86	Mike Yoest	20
1986-87	John Veargason	19
1987-88	Hank Gathers	21
1988-89	Hank Gathers	21
1989-90	Hank Gathers	24
1990-91	Richard Petruska	55
1991-92	Chris Knight	27
1992-93	Robin Kirksey	24
1993-94	Ime Oduok	39
1994-95	Ime Oduok	27
1995-96	Ime Oduok	26
1996-97	Peter Cornell	23
1997-98	Peter Cornell	30
1998-99	Silvester Kainga	55
1999-00	Pablo Machado	36
2000-01	Greg Lakey	18
2001-02	Sherman Gay	23
2002-03	Sherman Gay	*60
2003-04	Sherman Gay	*57
2004-05	Matthew Knight	17
2005-06	Chris Ayer	38
2006-07	Derrick Grubb	14
2007-08	Marko Deric/Orlando Johnson	12
2008-09	Kevin Young	34

\* - Led conference \*\* WCC Record  
# - Led nation



# MISC. / GERSTEN RECORDS

## MISCELLANEOUS RECORDS

### NCAA TOURNAMENT GAMES - CAREER

1.	Bo Kimble, Jeff Fryer	7
3.	Terrell Lowery	5
	Tom Peabody	5
	Per Stumer	5

### LARGEST MARGIN OF VICTORY

Rk	Score	Vict	Opponent	Date
1.	144-92	(52)	Portland	2/17/89
2.	123-72	(51)	Brooklyn	12/23/87
3.	116-67	(49)	St. Ambrose	1/17/86
	97-48	(49)	La Verne	1/13/53
5.	79-31	(48)	San Diego	12/10/58
6.	68-21	(47)	Cal Tech	12/1/50
7.	186-140	(46)	U.S. International	1/5/91
8.	144-100	(44)	Gonzaga	1/19/90
	151-107	(44)	U.S. International	1/11/86

### WIN STREAKS

Games	Began	End
25	Dec. 18, 1987	March 17, 1988
10	Jan. 26, 1991	Feb. 23, 1991
10	Jan. 7, 1986	Feb. 8, 1986
10	Jan. 25, 1949	Feb. 18, 1949
9	Jan. 4, 1990	Feb. 1, 1990
9	Jan. 19, 1968	Feb. 24, 1968
9	Jan. 10, 1961	Feb. 17, 1961
8	Dec. 30, 1961	Feb. 2, 1962

### LMU Home Win Streak:

16 games, 2/25/87 - 11/28/88

### LMU Home Losing Streak:

9 games, 1/31/93 - 1/3/94

### LARGEST MARGIN OF DEFEAT

Rk	Score	Dft	Opponent	Date
1.	112-172	(60)	#5 Oklahoma	12/15/90
2.	98-149	(51)	#2 UCLA	12/2/90
3.	60-108	(48)	Arizona State	1958
4.	65-112	(47)	#25 Washington	11/25/05
	56-103	(47)	Gonzaga	2/5/00
6.	66-112	(46)	Utah State	12/9/66
7.	52-97	(45)	Xavier	12/21/98
	42-87	(45)	Utah State	12/30/04
9.	58-102	(44)	Seattle	1/28/63
	38-82	(44)	San Diego	1/14/00

## GERSTEN PAVILION RECORDS

### INDIVIDUAL RECORDS

#### Most Points:

72, Kevin Bradshaw, USIU vs. LMU, 1/5/91

#### Most FG:

23, Kevin Bradshaw, USIU vs. LMU, 1/5/91

#### Most FG Attempts:

59, Kevin Bradshaw, USIU vs. LMU, 1/5/91

#### Field Goal Percent:

92.9% (13-14), Mike Whitmarsh, USD vs. LMU, 2/26/83

#### Most 3-pt Field Goals:

9, Jeff Fryer, LMU vs. Pepperdine, 2/14/90; LMU vs. San Diego, 2/23/90; Dan Dickau, GON-1/19/02

#### 3-pt Field Goal Attempts:

23, Kevin Bradshaw, USIU vs. LMU, 1/5/91

#### 3-pt Field Goal Percent:

87.5% (7-8), Tony Bennett, WGB vs. LMU, 1/4/89


#### Most Free Throws:

19, Bo Kimble, LMU vs Oklahoma, 12/23/89

19, Kevin Bradshaw, USIU vs. LMU, 1/5/91

#### Free Throw Attempts:

23, Kevin Bradshaw, USIU vs. LMU, 1/5/91



» The Lions set the attendance record in 2008-09 with 4,534 against eighth-ranked Notre Dame on Nov. 21, 2009.

23, Ime Oduok vs. Notre Dame, 12/5/94

#### Free Throw Percent:

100% (17-17), Bo Kimble, LMU vs. USF, 2/4/90

#### Rebounds:

29, Hank Gathers, LMU vs. USIU, 1/31/89

#### Assists:

18, Terrell Lowery, LMU vs. St. Joseph's, 12/29/90

#### Steals:

9, Damian Martin, LMU vs. Boise St., 12/19/06

#### Blocked Shots:

9, Jarvis Varnardo, Miss. St. vs. LMU, 12/19/07

### TEAM RECORDS

#### Most Points:

186, LMU vs. U.S. International, 1/5/9

#### Most Field Goals:

67, LMU vs. U.S. International, 1/31/89

#### Most FG Attempts:

124, LMU vs. U.S. International, 1/31/89

#### Field Goal Percent:

67.8 (40-59), Gonzaga vs. LMU, 1/29/88

#### Most 3-pt Field Goals:

18, La Salle vs. LMU, 12/31/90

#### 3-pt Field Goal Attempts:

37, U.S. International vs. LMU, 1/5/91

#### 3-pt Field Goal Percent:

73.9% (17-23), LMU vs. La Salle, 12/31/90

#### Most Free Throws:

44, LMU vs. San Francisco, 2/4/90

#### Free Throw Attempts:

56, LMU vs. San Francisco, 2/4/90

#### Free Throw Percent:

100% (10-10), LMU vs. Santa Clara, 1/15/82

#### Rebounds:

70, Oklahoma vs. LMU, 12/23/89

#### Assists:

40, LMU vs. U.S. International, 1/5/91

#### Steals:

22, LMU vs. Azusa Pacific, 11/28/88

22, LMU vs. Santa Clara, 2/24/90

#### Blocked Shots:

12, Miss. St. vs. LMU, (12/19/07)

### LARGEST GERSTEN PAVILION CROWDS

Crowd	Opponent	Date	Result
4,534	#8 Notre Dame	11/21/08	L, 54-65

4,525	Pepperdine	2/20/88	W, 142-127
4,482	#5 Gonzaga	2/18/06	L, 70-79
4,465	Pepperdine	2/15/86	L, 64-79
4,366	St. Mary's	2/3/89	L, 104-116
4,350	Pepperdine	1/29/89	W, 99-86
4,337	#14 Gonzaga	2/12/05	L, 58-61
4,302	Pepperdine	1/29/05	W, 63-46
4,210	Oklahoma	12/23/89	L, 121-136
4,156	Santa Clara	2/24/90	W, 117-81
4,156	San Diego	2/23/90	W, 131-119
4,156	Pepperdine	2/14/90	W, 131-116
4,156	St. Mary's	2/1/90	W, 150-119
4,156	Portland	1/20/90	W, 134-106
4,156	UCSB	12/9/89	W, 104-101
4,156	Santa Clara	2/12/88	W, 108-89

### YEAR-BY-YEAR RECORD/ATTENDANCE

Season	Record	Att.	Avg.
1981-82	1-6	15,042	2,149
1982-83	7-7	23,546	1,682
1983-84	7-8	17,400	1,160
1984-85	6-7	18,071	1,390
1985-86	11-4	29,268	1,951
1986-87	10-5	24,808	1,654
1987-88	14-0	37,174	2,655
1988-89	10-3	44,357	3,412
1989-90	11-1	48,442	4,037
1990-91	7-4	21,620	1,965
1991-92	10-5	34,252	2,283
1992-93	5-9	34,934	2,329
1993-94	4-10	20,920	1,609
1994-95	9-6	29,340	1,956
1995-96	11-3	27,735	1,981
1996-97	6-10	20,777	1,298
1997-98	5-8	14,311	1,101
1998-99	9-5	16,020	1,144
1999-00	2-11	12,836	987
2000-01	5-7	18,095	1,508
2001-02	5-9	28,193	2,014
2002-03	7-6	21,789	1,676
2003-04	8-6	26,065	1,862
2004-05	6-6	25,819	2,152
2005-06	7-5	26,206	2,184
2006-07	8-5	31,114	2,393
2007-08	2-11	26,000	2,000
2008-09	3-10	27,452	2,112

# FRESHMAN RECORDS

## POINTS, REBOUNDS, AND ASSISTS

Year	Pt-Hi	TP	Avg.	R-hi	Reb	Avg.	A-hi	Ast	Avg.
<b>2008-09</b>									
Armstead, LaRon	20	251	8.1	10	158	5.1	3	37	1.2
DuBois, Jarred	39	417	13.5	7	93	3.0	7	84	2.7
Hamilton, Ashley	10	43	7.2	7	28	4.7	4	8	1.2
Reilly, Griffin	2	2	0.2	3	7	0.6	0	0	0.0
Young, Kevin	21	283	9.1	19	224	7.2	3	17	0.5
<b>2007-08</b>									
Diederichs, Tim	18	255	8.2	8	106	3.4	4	37	1.2
Johnson, Orlando	26	383	12.4	11	152	4.9	6	65	2.1
Sutton, Terron	8	58	2.2	6	65	2.5	1	3	0.1
Walker, Brandon	11	90	2.9	6	44	1.6	4	20	0.7
<b>2006-07</b>									
Maynard, Mason	10	53	2.2	5	38	1.6	2	8	0.3
Craig, Max	8	48	1.8	5	30	1.2	1	1	.04
Deadwiler, Shawn	8	30	1.6	4	21	1.1	4	26	1.4
Sweezy, Brad	0	0	0.0	1	1	1.0	0	0	0.0
<b>2005-06</b>									
Counts, Corey	2	2	0.7	0	0	0.0	1	1	0.3
Deric, Marko	6	17	0.8	3	12	0.6	0	0	0.0
Kanne, Chris	3	3	0.4	0	0	0.0	0	0	0.0
<b>2004-05</b>									
Boccardo, Vitor	4	7	0.6	3	9	0.8	1	1	0.1
Ziri, Jon	11	59	2.4	4	29	1.2	3	15	0.6
<b>2003-04</b>									
Martin, Damian	13	139	4.8	7	98	3.4	7	87	3.0
Knight, Matthew	14	88	4.9	8	63	3.5	2	8	0.4
Montgomery, John	8	15	0.7	4	10	0.5	3	15	0.7
Kasko, Antti	6	23	1.0	6	24	1.1	1	2	0.1
<b>2002-03</b>									
Ayer, Chris	13	100	3.6	7	79	2.8	2	6	0.2
Brown, Dustin	7	32	1.5	6	40	1.8	1	2	0.1
Haywood, John	7	81	2.6	7	64	2.1	4	17	0.5
Wardrop, Wes	13	147	4.7	5	58	1.9	9	78	2.5
Worthy, Brandon	24	342	11.0	7	99	3.2	7	71	2.3
<b>2001-02</b>									
Brown, Charles	11	105	3.6	4	41	1.4	6	62	2.1
Osborn, Andy	19	293	10.1	12	152	5.2	4	27	0.9
<b>2000-01</b>									
Gay, Sherman	11	35	1.6	7	38	1.7	1	1	.04
<b>1999-00</b>									
Thorne, Stanley	22	222	8.9	6	51	2.0	7	64	2.56
Sola, JJ	22	187	6.9	10	107	4.0	3	16	0.59
Richard, Kevin	10	39	1.8	6	37	1.9	2	6	.27
<b>1998-99</b>									
Davis, Robert	17	184	7.1	8	61	2.3	3	13	0.5
Moore, Matt	3	8	1.0	2	5	0.6	0	0	0.0
Slaughter, Curtis	10	45	3.8	6	34	2.8	6	31	2.6
<b>1997-98</b>									
Mashack, Elton	16	176	6.5	9	84	3.1	5	27	1.0
<b>1996-97</b>									
Daniels, Kevin	11	69	3.0	5	54	2.3	6	57	2.5
<b>1995-96</b>									
Allen, Willie	2	6	0.9	0	0	0.0	0	0	0.0
Hammond, Julian	9	58	2.3	5	27	1.1	3	7	0.4
Kennedy, Tim	13	109	4.0	7	55	2.0	2	21	0.8
Perry, Jason	7	26	1.2	5	31	1.5	1	3	0.1
<b>1994-95</b>									
Ammerman, Ben	9	83	3.0	8	85	3.0	4	19	0.7
Hotopp, Kenny	15	62	2.5	14	64	2.6	1	6	0.4
<b>1993-94</b>									
Anthony, John	12	90	4.5	8	71	3.6	3	13	0.7
Harris, Jimmy	14	76	2.8	4	35	1.3	5	74	2.7
O'Quinn, Mike	12	70	7.8	10	37	4.1	3	12	1.3
Williamson, Jim	15	132	4.9	5	42	1.6	9	97	3.6
<b>1992-93</b>									
Airey, Tom	0	0	0.0	0	0	0.0	0	0	0.0
<b>1991-92</b>									
Jones, Wyking	10	67	2.8	9	49	2.0	1	3	0.1
Kirksey, Robin	16	112	4.0	7	50	1.8	2	21	0.8
McElroy, Cobi	3	5	1.7	1	1	0.3	3	4	1.3
<b>1990-91</b>									
Evans, Greg	7	14	1.8	2	6	0.8	x	9	1.1

Harris, Rahim	24	168	6.0	5	58	2.1	3	25	0.9
Richardson, Ross	24	216	8.6	6	25	1.0	3	16	0.6
Washington, Kareem	18	53	13.3	4	13	3.3	x	2	0.3

Year	Pt-Hi	TP	Avg.	R-hi	Reb	Avg.	A-hi	Ast	Avg.
<b>1989-90</b>									
Scott, Christian	6	29	1.5	6	43	2.3	x	8	0.4
Walker, Greg	5	22	1.3	2	6	0.4	2	8	0.5

Year	Pt-Hi	TP	Avg.	R-hi	Reb	Avg.	A-hi	Ast	Avg.
<b>1988-89</b>									
Knight, Chris	5	43	2.0	6	35	1.6	1	6	0.2
Scott, Terrell	18	178	5.9	6	49	1.6	13	93	3.1
O'Connell, John	5	19	0.9	4	25	1.1	1	1	0.1

Year	Pt-Hi	TP	Avg.	R-hi	Reb	Avg.	A-hi	Ast	Avg.
<b>1987-88</b>									
Mister, Terry	x	27	1.2	x	18	0.8	x	30	1.4
Slater, Marcus	7	29	1.5	3	13	0.7	0	0	0.0

Year	Pt-Hi	TP	Avg.	R-hi	Reb	Avg.	A-hi	Ast	Avg.
<b>1986-87</b>									
Fryer, Jeff	18	174	8.3	6	40	1.9	x	38	1.8
Meyer, Pat	2	6	2.5	x	5	0.1	x	10	0.8
Roscoe, Jeff	2	7	0.6	x	19	1.6	0	0	0.0

Year	Pt-Hi	TP	Avg.	R-hi	Reb	Avg.	A-hi	Ast	Avg.
<b>1985-86</b>									
Simmons, Enoch	20	269	9.0	x	84	2.8	12	82	2.7

Year	Pt-Hi	TP	Avg.	R-hi	Reb	Avg.	A-hi	Ast	Avg.
<b>1984-85</b>									
Armstrong, Mark	10	133	4.9	9	121	4.5	x	28	1.0
Haney, Chris	25	340	13.1	x	30	1.2	7	64	2.5
Knapp, Hunter	8	34	2.0	x	17	1.0	x	4	0.2
Yoest, Mike	17	160	5.9	11	108	4.0	x	46	1.7

Year	Pt-Hi	TP	Avg.	R-hi	Reb	Avg.	A-hi	Ast	Avg.
<b>1983-84</b>									
Carter, Darryl	8	69	3.3	7	76	3.6	x	3	0.1
Levy, Darrin	4	19	0.8	x	12	0.5	x	2	0.1
Vogel, Dennis	4	6	0.9	x	2	0.3	1	1	0.1

Year	Pt-Hi	TP	Avg.	R-hi	Reb	Avg.	A-hi	Ast	Avg.
<b>1982-83</b>									
Bradford, Fred	8	26	1.5	10	47	2.8	x	3	0.2
Smith, Keith	19	213	7.9	x	52	1.9	x	76	2.8
Zacher, Richard	2	2	2.0	1	1	1.0	0	0	0.0

Year	Pt-Hi	TP	Avg.	R-hi	Reb	Avg.	A-hi	Ast	Avg.
<b>1981-82</b>									
Brown, Johnny	21	168	6.2	11	148	5.5	3	23	0.9
Haderlein, Steve	6	10	0.7	3	13	0.9	1	1	0.1
McKenzie, Forrest	29	374	13.9	12	135	5.0	5	30	1.1


Year	Pt-Hi	TP	Avg.	R-hi	Reb	Avg.	A-hi	Ast	Avg.
<b>1980-81</b>									
Dorsey, Charles	22	257	9.5	x	35	1.3	x	24	0.9
Lahm, Mike	2	9	0.6	x	11	0.8	0	0	0.0

Year	Pt-Hi	TP	Avg.	R-hi	Reb	Avg.	A-hi	Ast	Avg.
<b>1979-80</b>									
Pritchett, Scott	2	6	0.7	x	8	0.9	0	0	0.0

Year	Pt-Hi	TP	Avg.	R-hi	Reb	Avg.	A-hi	Ast	Avg.
<b>1978-79</b>									
Boken, Paul	8	33	1.7	x	24	1.3	x	4	0.2
Robinson, Leon	9	60	2.9	x	29	1.4	x	32	1.5
Todd, Brad	2	6	0.6	x	5	0.5	0	0	0.0

Year	Pt-Hi	TP	Avg.	R-hi	Reb	Avg.	A-hi	Ast	Avg.
<b>1977-78</b>									
Uter, Jeff	2	2	1.0	0	0	0.0	0	0	0.0

Year	Pt-Hi	TP	Avg.	R-hi	Reb	Avg.	A-hi	Ast	Avg.
<b>1976-77</b>									
Johnson, Clyde	6	21	2.3	x	7	0.8	x	9	1.0
Williamson, Larry	10	51	3.4	x	18	1.0	x		



» Jarred DuBois was the first freshman to score more than 30 points in a game and 400 points in a season.



» Kevin Young set the freshman record for rebounds in a game and a season, along with steals and blocks for a season.



» Brandon Worthy had the best first game by a freshman with 24 points in his Lion debut.

**SCORING**

**20-POINT PERFORMANCES**

Rk	Player	Pts.	Opponent, Date
1.	Jarred DuBois	39	CS Bakersfield, 1/4/09
2.	Forrest McKenzie	29	San Francisco, 1/16/82
3.	Jarred DuBois	28	Santa Clara, 2/14/09
4.	Luther Philyaw	27	Santa Clara, 3/3/73
5.	Orlando Johnson	26	Wagner, 12/22/07
6.	Jarred DuBois	25	at San Diego, 1/17/09
	Chris Haney	25	at Montana, 1/5/85
	Chris Haney	25	San Diego, 3/7/85
	Orlando Johnson	25	at UC Riverside, 12/15/07
10.	Forrest McKenzie	24	Santa Clara, 1/15/82
	Forrest McKenzie	24	at Portland, 2/6/82
	Rahim Harris	24	U.S.I.U., 1/5/91
	Ross Richardson	24	U.S.I.U., 1/5/91
	Brandon Worthy	24	Loyola-III, 11/22/02
15.	Jarred DuBois	23	at UALR, 11/29/08
	Orlando Johnson	23	vs. Presbyterian, 11/17/07
17.	Charles Dorsey	22	at Hawaii, 12/27/80
	Charles Dorsey	22	at USF, 1/30/81
	Charles Dorsey	22	Pepperdine, 3/7/81
	Forrest McKenzie	22	Pepperdine, 3/4/82
	Chris Haney	22	U.S.I.U., 1/7/85
	Stanley Thorne	22	Gonzaga, 2/11/00
	J.J. Sola	22	at Pepperdine, 2/16/00

\*incomplete Philyaw, McKenzie and Brown, 1975-76 & 1946-47

**TOP-10 SEASON SCORING**

Rk	Player	Season	Total
1.	Jarred DuBois	2008-09	417
2.	Orlando Johnson	2007-08	383
3.	Luther Philyaw	1972-73	379
4.	Forrest McKenzie	1981-82	374
5.	Bill Donovan	1946-47	369
6.	Brandon Worthy	2002-03	342
7.	Chris Haney	1984-85	340
8.	Andy Osborn	2001-02	293
9.	Kevin Young	2008-09	283
10.	Enoch Simmons	1985-86	269
11.	Charles Dorsey	1980-81	257
12.	Tim Diederichs	2007-08	255
	LaRon Armstead	2008-09	251
14.	Stanley Thorne	1999-00	222
15.	Ross Richardson	1990-91	216

\*incomplete 1946-47 only

**TOP 10 SCORING AVERAGE** minimum 12 games\*

Rk	Name	Year	G	Tot	Avg.
1.	Luther Philyaw	1972-73	26	379	14.6
2.	Forrest McKenzie	1981-82	27	374	13.9
3.	Jarred DuBois	2008-09	31	417	13.5
4.	Chris Haney	1984-85	26	340	13.1
5.	Orlando Johnson	2007-08	31	383	12.4
6.	Brandon Worthy	2002-03	31	342	11.0
7.	Andy Osborn	2001-02	29	293	10.1
8.	Charles Dorsey	1980-81	27	257	9.5
9.	Kevin Young	2008-09	31	283	9.1
10.	Enoch Simmons	1985-86	30	269	9.0
11.	Stanley Thorne	1999-00	25	222	8.9

12.	Ross Richardson	1990-91	25	216	8.6
13.	Jeff Fryer	1986-87	21	174	8.3
14.	Tim Diederichs	2007-08	31	255	8.2
15.	LaRon Armstead	2008-09	31	251	8.1

\*incomplete 1946-47 only (if Donovan played all 27 games, average 13.7)

**REBOUNDING**

**SINGLE-GAME HIGHS**

Rk	Player	Rb.	Opponent, Date
1.	Kevin Young	19	at New Mex. St., 12/28/08
2.	Kenny Hotopp	14	at San Diego, 2/16/95
3.	Kevin Young	13	Wyoming, 12/6/08
	Kevin Young	13	Pepperdine, 2/7/09
5.	Kevin Young	12	San Francisco, 2/26/09
	Kevin Young	12	No. 19 Gonzaga, 1/24/09
	Forrest McKenzie	12	at CS Fullerton, 1/9/82
	Andy Osborn	12	vs Ms. Valley St., 11/14/02
9.	Kevin Young	11	at UCSB, 12/13/08
	Kevin Young	11	at Arizona, 12/2/08
	Kevin Young	11	San Diego, 2/12/09
	Johnny Brown	11	at San Diego, 2/20/82
	Mike Yoest	11	U.S. International, 1/7/85
	Andy Osborn	11	Portland, 1/18/02
	Orlando Johnson	11	at Boise State, 12/8/07
	Orlando Johnson	11	Portland, 1/14/07
	Orlando Johnson	11	at Pepperdine, 1/26/07

**TOP 10 SEASON REBOUNDING**

Rk	Player	Season	Total
1.	Kevin Young	2008-09	224
2.	LaRon Armstead	2008-09	158
3.	Andy Osborn	2001-02	152
	Orlando Johnson	2007-08	152
5.	Johnny Brown	1981-82	148
6.	Forrest McKenzie	1981-82	135
7.	Mark Armstrong	1984-85	121
8.	Luther Philyaw	1972-73	118
9.	Mike Yoest	1984-85	108
10.	J.J. Sola	1999-00	107

**TOP 10 REBOUNDING AVERAGE** minimum 12 games\*

Rk	Name	Year	G	Total	Avg.
1.	Kevin Young	2008-09	31	224	7.2
2.	Johnny Brown	1981-82	27	148	5.5
3.	Andy Osborn	2001-02	29	152	5.2
4.	LaRon Armstead	2008-09	31	158	5.1
5.	Forrest McKenzie	1981-82	27	135	5.0
6.	Orlando Johnson	2007-08	31	152	4.9
7.	Luther Philyaw	1972-73	26	118	4.5
	Mark Armstrong	1984-85	27	121	4.5
9.	Mike Yoest	1984-85	27	108	4.0
10.	J.J. Sola	1999-00	27	107	4.0

\*incomplete 1946-47 only

**ASSISTS/STEALS**

**SINGLE-GAME**

Rk	Player	A	Opponent, Date
1.	Terrell Lowery	13	U.S.I.U., 1/31/89
2.	Enoch Simmons	12	U.S.I.U., 1/1/86
3.	Enoch Simmons	10	St. Mary's, 2/8/86

4.	Jim Williamson	9	St. Mary's, 1/14/94
	Wes Wardrop	9	S. Carolina St., 12/30/02
6.	Terrell Lowery	8	Pepperdine, 1/29/89
	Jim Williamson	8	Portland, 2/5/94
	Jim Williamson	8	San Diego, 2/18/94
9.	13 players	7	

\*assist not kept prior to 1974-75 season; stats questionable prior to 1986-87

**TOP 10 SEASON ASSISTS**

Rk	Player	Season	A
1.	Jim Williamson	1993-94	97
2.	Terrell Lowery	1988-89	93
3.	Damian Martin	2003-04	87
4.	Jarred DuBois	2008-09	84
5.	Enoch Simmons	1985-86	82
6.	Wes Wardrop	2002-03	78
7.	Keith Smith	1982-83	76
8.	Jimmy Harris	1993-94	74
9.	Brandon Worthy	2002-03	71
10.	Orlando Johnson	2007-08	65

\*assist not kept prior to 1974-75 season

**TOP 10 ASSIST AVERAGE**

Rk	Name	Year	G	Total	Avg.
1.	Jim Williamson	1993-94	27	97	3.6
2.	Terrell Lowery	1988-89	30	93	3.1
3.	Damian Martin	2003-04	29	87	3.0
4.	Keith Smith	1982-83	27	76	2.8
5.	Jarred DuBois	2008-09	31	84	2.7
6.	Jimmy Harris	1993-94	27	74	2.7
7.	Enoch Simmons	1985-86	30	82	2.7
8.	Curtis Slaughter	1998-99	12	31	2.6
	Stanley Thorne	1999-00	25	64	2.6
10.	Wes Wardrop	2002-03	31	78	2.5

\*assist not kept prior to 1974-75 season

**TOP 10 SEASON STEALS**

Rk	Name	Year	Total
1.	Kevin Young	2008-09	51
2.	Damian Martin	2003-04	44
3.	Brandon Worthy	2002-03	43
4.	Jarred DuBois	2008-09	35
5.	Wes Wardrop	2002-03	33
	Terrell Lowery	1988-89	33
7.	LaRon Armstead	2008-09	25
8.	Mark Armstrong	1984-85	22
9.	Charles Brown	2001-02	20
10.	Orlando Johnson	2007-08	18

**BEST FIRST GAME**


**MOST POINTS:**  
24, Brandon Worthy vs. Loyola Chicago, 11/22/02

**REBOUNDS:**  
9, Wyking Jones vs. Morgan State, 11/22/91

**ASSISTS:**  
4, Stanley Thorne vs. Cal Baptist, 11/20/99  
4, John Haywood vs. Loyola Chicago, 11/22/02



# DOUBLE-DOUBLES



## SEASON

(refer to points and rebounds except for (\*), which denotes points and assists. If records are incomplete, the missing games are listed)

**Record:** 26, Hank Gathers (1989)

### 2008-09

(6) Kevin Young (4), LaRon Armstead, Vernon Teel

### 2007-08

(3) Orlando Johnson 3

### 2006-07

(8) Matthew Knight 6, Damian Martin, Derrick Grubb

### 2005-06

(21) Matthew Knight 17, Chris Ayer 4

### 2004-05

(2) Matthew Knight 2

### 2003-04

(3) Sherman Gay 2, Chris Ayer

### 2002-03

(2) Andy Osborn, Keith Kincade

### 2001-02

(4) Andy Osborn 3, Robert Davis

### 2000-01

(5) Elton Mashack 3, Pablo Machado, Greg Lakey

### 1999-00

(10) Pablo Machado 5, Elton Mashack 4, J.J. Sola

### 1998-99

(11) Elton Mashack 7, Haywood Eaddy 3, Silvester Kainga

### 1997-98

(6) Kenny Hotopp 3, Peter Cornell 2, \*Haywood Eaddy

### 1996-97

(7) Kenny Hotopp 6, \*Jim Williamson

### 1995-96

(9) Ime Oduok 8, Kenny Hotopp

### 1994-95

(12) Ime Oduok 8, Wyking Jones 2, Kenny Hotopp, \*Cobi McElroy

### 1993-94

(13) Wyking Jones 8, Ime Oduok 4, Mike O'Quinn

### 1992-93

(11) Zan Mason 7, Brian McCloskey 3, Rahim Harris

### 1991-92

(15) \*Tony Walker 6, Brian McCloskey 3, Chris Knight 3, Christian Scott 2, \*Terrell Lowery

### 1990-91

(20) (\*9) Terrell Lowery 10, Richard Petruska 5, John O'Connell 2, Christian Scott 2, \*Greg Walker

### 1989-90

(32) Hank Gathers 16, Bo Kimble 11, Per Stumer 2, \*Terrell Lowery 2, \*Tony Walker

### 1988-89

(36) Hank Gathers 26, Per Stumer 4, \*Enoch Simmons 3, Bo Kimble, \*Terrell Lowery, John Veargason

### 1987-88 (vs. USF)

(36) Hank Gathers 13, Mike Yoest 11, \*Corey Gaines 9, Mark Armstrong 3

### 1986-87

(25) Mark Armstrong 9, \*Chris Nikchevich 6, Mike Yoest 5, Vic Lazzaretti 4, John Veargason

### 1985-86

(vs. CSUF, vs. Houston Baptist, at Pacific, at Portland, at Gonzaga, Santa Clara)

(18) Forrest McKenzie 6, Mark Armstrong 4, \*Keith Smith 3, Mike Yoest 2, \*Enoch Simmons, Darryl Carter, Vic Lazzaretti

### 1984-85

(9) Steve Haderlein 5, \*Keith Smith 3, Mike Yoest

### 1983-84 (vs. Pacific, vs. Wis.-GB)

(6) \*Keith Smith 3, Steve Haderlein 2, Forrest McKenzie

### 1982-83 (at Colorado)

(16) Johnny Brown 9, \*Greg Goorjian 4, Forrest McKenzie 3

### 1981-82

(9) Leonard Agee 3, \*Kevin Sparks 2, \*Casper Ware 2, \*Darryl Gabriel, Forrest McKenzie

### 1978-81 - No records available.

### 1977-78 (CSULA)

(10) Greg Hunter 8, David Knox 2

### 1976-77 - No records available.

### 1975-76

(3) Jeff Wharton 2, Dave Rohde

### 1974-75

(vs. SW Mo. St., vs. Miss. Western, at Utah)  
(16) Brad Dean 13, Lloyd McMillian 3

### 1973-74

(18) Brad Dean 9, Paul Sunderland 5, Lloyd McMillian 4

### 1972-73

(40) Steve Smith 23, Brad Dean 11, Luther Philyaw 2, \*Scott Kay 2, Bill Thomason 2

### 1971-72

(31) Steve Smith 22, Robb Morgan 5, Duane Williamson 2, Don Shaw 2

### 1970-71

(29) Jim Haderlein 22, Richard Dixon 4, Bob Siemak 2, \*Bill Delaney

## CAREER

Jim Haderlein	66	Chris Ayer	5
Hank Gathers	55	Richard Petruska	5
Steve Smith	45	Paul Sunderland	5
Brad Dean	33	Haywood Eaddy	4
Matthew Knight	25	Greg Goorjian	4
Ime Oduok	20	Vic Lazzaretti	4
Mike Yoest	19	Christian Scott	4
Mark Armstrong	16	Enoch Simmons	4
Terrell Lowery	14	Andy Osborn	4
Elton Mashack	14	Kevin Young	4
Richard Dixon	12	Leonard Agee	3
Bo Kimble	12	Chris Knight	3
Kenny Hotopp	11	Orlando Johnson	3
Forrest McKenzie	11	Peter Cornell	2
Wyking Jones	10	Jack Curran	2
Johnny Brown	9	Sherman Gay	2
Corey Gaines	9	Scott Kay	2
Keith Smith	9	David Knox	2
Greg Hunter	8	John O'Connell	2
Steve Haderlein	7	Luther Philyaw	2
Zan Mason	7	Don Shaw	2
Lloyd McMillian	7	Bob Siemak	2
Robb Morgan	7	Kevin Sparks	2
Tony Walker	7	Bill Thomason	2
Brian McCloskey	6	John Veargason	2
Chris Nikchevich	6	Casper Ware	2
Per Stumer	6	Jeff Wharton	2
Pablo Machado	6	Duane Williamson	2
		19 Players with 1	

### 1969-70

(28) Jim Haderlein 23, Robb Morgan 2, Richard Dixon 2, Greg Young

### 1968-69

(29) Jim Haderlein 21, Richard Dixon 6, Jack Curran 2

## CONSECUTIVE GAMES

(3 or more, missing 1976-77 through 1981-82 and noted games)

Name	No.	First game/Last game
Jim Haderlein	20	2/21/69 thru 1/29/70
Steve Smith	20	1/4/72 thru 12/4/72
Jim Haderlein	14	2/28/70 thru 1/14/71
Steve Smith	10	12/16/72 thru 1/18/73
Hank Gathers	10	2/18/89 thru 12/1/89
Hank Gathers	10	3/17/88 thru 12/30/88
Jim Haderlein	8	1/11/69 thru 2/8/69
Jim Haderlein	7	1/26/71 thru 2/18/71
Brad Dean	7	2/8/75 thru 3/1/75
Hank Gathers	7	1/4/89 thru 1/21/89
Matthew Knight	6	1/9/06 thru 1/28/06
Jim Haderlein	6	11/30/68 thru 12/21/68
Jim Haderlein	5	2/5/70 thru 2/19/70
Steve Smith	5	12/1/71 thru 12/15/71
Steve Smith	5	1/27/73 thru 2/10/73
Steve Smith	5	2/17/73 thru 3/3/73
Matthew Knight	4	11/28/05 thru 12/06/05
Brad Dean	4	2/2/73 thru 2/10/73
Brad Dean	4	2/16/74 thru 3/1/74
Wyking Jones	4	1/10/94 thru 1/20/94
Robb Morgan	3	2/5/72 thru 2/17/72
Brad Dean	3	1/16/73 thru 1/20/73
Brad Dean	3	11/30/73 thru 12/3/73
Johnny Brown	3	12/30/82 thru 1/6/83
Vic Lazzaretti	3	12/29/86 thru 1/3/87
Mark Armstrong	3	1/3/87 thru 1/10/87
Hank Gathers	3	12/23/87 thru 12/30/87
Hank Gathers	3	2/27/88 thru 3/6/88
Hank Gathers	3	2/1/90 thru 2/4/90
Bo Kimble	3	2/24/90 thru 3/16/90
Zan Mason	3	1/5/93 thru 1/15/93
Ime Oduok	3	12/2/94 thru 12/7/94



**15-15 GAMES**

(missing 1976-77 through 1981-82 and noted games)

Player	Opponent, Date	Pts.	Reb.
Jim Haderlein	CS Northridge, 12/14/68	23	17
Jim Haderlein	at Colorado St., 12/18/68	16	18
Jim Haderlein	Pepperdine, 1/4/69	21	22
Jim Haderlein	St. Mary's, 2/21/69	16	22
Jim Haderlein	Pacific, 2/22/69	15	20
Richard Dixon	Pacific, 2/22/69	15	15
Jim Haderlein	at Occidental, 12/2/69	21	17
Jim Haderlein	at Utah, 12/13/69	30	22
Jim Haderlein	at Weber St., 12/16/69	26	16
Jim Haderlein	at Long Beach St., 12/26/69	24	21
Jim Haderlein	vs. CS LA, 12/27/69	30	15
Jim Haderlein	at Pacific, 1/8/70	21	22
Jim Haderlein	St. Mary's, 1/10/70	29	22
Jim Haderlein	San Diego, 1/14/70	23	25
Jim Haderlein	Pepperdine, 1/17/70	31	15
Jim Haderlein	Seattle, 1/19/70	30	17
Jim Haderlein	UCSB, 1/24/70	18	21
Jim Haderlein	at UCSB, 1/29/70	19	16
Jim Haderlein	at Santa Clara, 2/5/70	18	16
Jim Haderlein	at USF, 2/7/70	18	28
Jim Haderlein	Nevada-Reno, 2/12/70	35	24
Jim Haderlein	USF, 2/28/70	18	15
Jim Haderlein	at Nevada-Reno, 3/5/70	23	18
Jim Haderlein	at UNLV, 3/7/70	44	22
Jim Haderlein	Occidental, 12/1/70	24	16
Jim Haderlein	San Diego St., 12/11/70	23	20
Jim Haderlein	CS Northridge, 12/12/70	19	19
Jim Haderlein	at Dayton, 12/17/70	24	18
Jim Haderlein	at Toledo, 12/19/70	20	17
Jim Haderlein	at Cincinnati, 12/22/70	25	16
Jim Haderlein	at Nevada-Reno, 1/9/71	24	21
Jim Haderlein	USF, 1/14/71	21	18
Jim Haderlein	West Texas St., 1/20/71	35	15
Jim Haderlein	UC Santa Barbara, 1/26/71	28	18
Jim Haderlein	at Pepperdine, 1/30/71	21	15
Jim Haderlein	Nevada-Reno, 2/13/71	28	17
Jim Haderlein	St. Mary's, 2/25/71	27	15
Steve Smith	at CS Northridge, 12/13/71	18	17
Steve Smith	at Long Beach St., 12/15/71	25	16
Steve Smith	Hawaii, 1/4/72	32	22
Steve Smith	Nevada-Reno, 1/13/72	29	17
Steve Smith	UNLV, 1/15/72	22	20
Steve Smith	Seattle, 1/17/72	22	18
Steve Smith	vs. CS Fullerton, 1/21/72	16	20
Steve Smith	Pepperdine, 1/29/72	25	15
Steve Smith	at Santa Clara, 2/3/72	17	16
Steve Smith	at USF, 2/5/72	15	15
Steve Smith	Pepperdine, 2/12/72	41	16
Steve Smith	Santa Clara, 2/17/72	21	15
Steve Smith	at USC, 11/25/72	15	19
Steve Smith	vs. UC Irvine, 12/22/72	26	18
Steve Smith	Nevada-Reno, 1/4/73	27	15
Steve Smith	UNLV, 1/6/73	39	15
Steve Smith	at Santa Clara, 1/13/73	21	15
Steve Smith	CS Northridge, 1/16/73	29	15
Brad Dean	at West Texas St., 1/18/73	20	15
Steve Smith	St. Mary's, 2/2/73	23	15
Steve Smith	Seattle, 2/3/73	24	15
Steve Smith	Pepperdine, 2/6/73	26	16
Brad Dean	Pepperdine, 2/6/73	15	17
Brad Dean	at Pepperdine, 2/10/73	16	16
Steve Smith	at Seattle, 2/21/73	25	18
Steve Smith	at St. Mary's, 2/23/73	28	22
Steve Smith	USF, 3/1/73	22	20
Lloyd McMillian	St. Mary's, 2/15/74	19	15
Lloyd McMillian	UC Irvine, 1/21/75	23	20
Brad Dean	at Pepperdine, 1/27/75	17	16
Johnny Brown	vs. Idaho, 11/26/82	18	15
Johnny Brown	Brown, 12/30/82	19	15
Johnny Brown	at Long Beach St., 1/3/83	15	18
Johnny Brown	St. Mary's, 2/4/83	15	15
Mark Armstrong	So. Cal. College, 12/15/86	16	19
Vic Lazzaretti	Loyola-Maryland, 12/29/86	28	15
Vic Lazzaretti	US International, 1/3/87	21	16
Vic Lazzaretti	at San Francisco, 1/10/87	20	17
Mike Yoest	San Diego, 1/15/88	17	15

Mark Armstrong	at USF, 2/5/88	18	19
Hank Gathers	vs. Portland, 3/5/88	33	18
Hank Gathers	Oregon State, 12/7/88	34	17
Hank Gathers	at Oklahoma, 12/17/88	27	18
Hank Gathers	at Nevada-Reno, 12/30/88	49	26
Hank Gathers	Xavier, 1/4/89	34	16
Hank Gathers	US International, 1/7/89	40	23
Hank Gathers	at Portland, 1/21/89	32	18
Hank Gathers	US International, 1/31/89	41	29
Hank Gathers	St. Mary's, 2/3/89	39	18
Hank Gathers	Santa Clara, 2/4/89	32	15
Hank Gathers	vs. Santa Clara, 3/6/89	30	16
Hank Gathers	vs. Arkansas, 3/10/89	28	17
Hank Gathers	Nevada-Reno, 11/25/89	28	17
Hank Gathers	vs. Stetson, 12/1/89	38	16
Hank Gathers	at US International, 12/7/89	37	27
Bo Kimble	vs. New Mexico St., 3/16/90	45	18
Terrell Lowery	St. Joseph's, 12/29/90	30	*18
Terrell Lowery	US International, 1/5/91	34	*16
Richard Petruska	San Diego, 1/12/91	19	15
Richard Petruska	St. Mary's, 2/2/91	18	16
Brian McCloskey	UC Irvine, 12/16/91	19	17
Zan Mason	Oral Roberts, 1/7/93	29	15
Ime Oduok	Buffalo, 1/7/94	15	22
Wyking Jones	at Oral Roberts, 1/10/94	28	17
Wyking Jones	Santa Clara, 1/15/94	17	15
Wyking Jones	at San Francisco, 1/20/94	39	16
Ime Oduok	Southwestern La., 12/2/94	18	18
Ime Oduok	Notre Dame, 12/5/94	27	16
Ime Oduok	at CS Northridge, 2/27/96	17	16
Kenny Hotopp	CS Fullerton, 12/7/96	16	15
Sherman Gay	vs. Portland, 3/5/04	30	15
Matthew Knight	at Long Beach St., 11/30/05	32	18
Matthew Knight	San Francisco, 1/9/06	22	15
Matthew Knight	at Pepperdine, 1/28/06	18	16
Matthew Knight	Portland, 2/20/06	24	15
Matthew Knight	vs. Saint Mary's, 3/5/06	16	15
Matthew Knight	CS Bakersfield, 11/19/06	26	16
Kevin Young	at New Mexico St., 12/28/09	16	19

\*assist totals, not rebounds

**15-15 GAMES BY PLAYER BREAKDOWN**

(missing 1976-77 through 1981-82 and noted games)

Name	Total	Sr.	Jr.	So.	Fr.
Jim Haderlein	36	13	18	5	-
Steve Smith	24	12	12	-	-
Hank Gathers	15	3	11	1	-
Matthew Knight	6	1	5	0	0
Brad Dean	4	1	0	3	-
Johnny Brown	4	-	-	4	0
Ime Oduok	4	1	2	1	-
Vic Lazzaretti	3	3	0	-	-
Wyking Jones	3	0	3	0	0
Lloyd McMillian	2	-	1	1	0
Mark Armstrong	2	1	1	0	0
Terrell Lowery	2	0	2	0	0
Richard Petruska	2	-	-	2	-
Richard Dixon	1	0	0	1	-
Mike Yoest	1	1	0	0	0
Bo Kimble	1	1	0	0	-
Brian McCloskey	1	0	1	0	-
Zan Mason	1	0	1	-	-
Kenny Hotopp	1	0	1	0	0
Sherman Gay	1	1	0	0	0
Kevin Young	1	-	-	-	1

**20-20 GAMES BY PLAYER BREAKDOWN**

(missing 1976-77 through 1981-82 and noted games)

Name	Total	Sr.	Jr.	So.	Fr.
Jim Haderlein	10	2	7	1	-
Steve Smith	5	2	3	-	-
Hank Gathers	4	1	3	0	-
Lloyd McMillian	1	-	1	0	0

**NEAR TRIPLE-DOUBLES**

Name	Opponent, Date	Pts.	Reb.	Ast.
Hank Gathers	San Diego, 2/4/89	30	14	9
Terrell Lowery	at Georgia Tech, 12/22/90	26	9	10
Terrell Lowery	Gonzaga, 2/16/91	41	10	9

