



2025 LIPSCOMB BASEBALL GAME NOTES

2025 SCHEDULE & RESULTS

OVERALL RECORD:	4-10
ASUN:	0-0
NON-CONFERENCE:	4-10
HOME:	4-8
AWAY:	0-2
NEUTRAL:	0-0

FEBRUARY (3-6)

FRI. 14	KENTUCKY	ESPN+	L, 0-11
	KENTUCKY	ESPN+	W, 3-1
SUN. 16	KENTUCKY	ESPN+	CANC
TUE. 18	EVANSVILLE	ESPN+	W, 11-10 (13)
SAT. 22	WEST VIRGINIA		L, 4-5
SUN. 23	WEST VIRGINIA	ESPN+	L, 0-5
SUN. 23	WEST VIRGINIA	ESPN+	L, 2-4
MON. 24	WEST VIRGINIA	ESPN+	L, 4-5 (10)
TUE. 25	BELMONT	ESPN+	L, 9-14
FRI. 28	VILLANOVA	ESPN+	W, 8-0

MARCH (1-4)

SAT. 1	VILLANOVA		L, 3-8
SUN. 2	VILLANOVA	ESPN+	L, 6-7
TUE. 4	WESTERN MICHIGAN		W, 9-5
FRI. 7	#6 Florida State	ACCNFX	L, 1-10
Sat. 8	#6 Florida State	ACCNFX	L, 5-11
Sun. 9	#6 Florida State	ACCNFX	CANC
Tue. 11	Louisville	ACCNFX	2 p.m.
Fri. 14	Austin Peay*	ESPN+	6 p.m.
Sat. 15	Austin Peay*	ESPN+	2 p.m.
Sun. 16	Austin Peay*	ESPN+	1 p.m.
WED. 19	MEMPHIS	ESPN+	4 P.M.
FRI. 21	BELLARMINE*	ESPN+	3 P.M.
SAT. 22	BELLARMINE*	ESPN+	2 P.M.
SUN. 23	BELLARMINE*	ESPN+	1 P.M.
Tue. 25	Belmont	ESPN+	4 p.m.
FRI. 28	NORTH ALABAMA*	ESPN+	4 P.M.
SAT. 29	NORTH ALABAMA*		2 P.M.
SUN. 30	NORTH ALABAMA*	ESPN+	1 P.M.

APRIL (0-0)

Tue. 1	Middle Tennessee State	ESPN+	6 p.m.
Fri. 4	Central Arkansas*		6 p.m.
Sat. 5	Central Arkansas*		4 p.m.
Sun. 6	Central Arkansas*		1 p.m.
Tue. 8	Tennessee Tech		6 p.m.
Fri. 11	Eastern Kentucky*	ESPN+	5 p.m.
Sat. 12	Eastern Kentucky*		5 p.m.
Sun. 13	Eastern Kentucky*	ESPN+	12 p.m.
Tue. 15	Vanderbilt	SEC	6 p.m.
THUR. 17	CENTRAL ARKANSAS*	ESPN+	6 P.M.
FRI. 18	CENTRAL ARKANSAS*	ESPN+	6 P.M.
SAT. 19	CENTRAL ARKANSAS*	ESPN+	1 P.M.
Tue. 22	Tennessee	SEC	5 p.m.
FRI. 25	EASTERN KENTUCKY*	ESPN+	6 P.M.
SAT. 26	EASTERN KENTUCKY*		6 P.M.
SUN. 27	EASTERN KENTUCKY*	ESPN+	6 P.M.
TUE. 29	TENNESSEE TECH	ESPN+	6 P.M.

MAY (0-0)

Fri. 2	North Alabama*		6 p.m.
Sat. 3	North Alabama*		3 p.m.
Sun. 4	North Alabama*		1 p.m.
TUE. 6	MIDDLE TENNESSEE STATE	ESPN+	6 P.M.
Fri. 9	Bellarmine*		2 p.m.
Sat. 10	Bellarmine*		2 p.m.
Sun. 11	Bellarmine*		12 p.m.
THUR. 15	AUSTIN PEAY*	ESPN+	6 P.M.
FRI. 16	AUSTIN PEAY*	ESPN+	6 P.M.
SAT. 17	AUSTIN PEAY*	ESPN+	1 P.M.

* - ASUN Game | ALL TIMES CENTRAL

Home Games played at Ken Dugan Field are in **BOLD & SMALL CAPS**

GAME 16 | LOUISVILLE

Jim Patterson Stadium | Louisville, Ky.

Tuesday, March 11 | 3 p.m. ET

LIPSCOMB UNIVERSITY

2025 Record/ASUN Record	4-10 / 0-0
2024 Record/ASUN Record	22-34 / 15-15
Head Coach	Jeff Forehand
Record at Lipscomb (Years)	484-513 (19th)
Career Record (Years)	695-655-1 (25th)
Forehand vs. Louisville	2-2

UNIVERSITY OF LOUISVILLE

2025 Record/ACC Record	12-2 / 0-0
2024 Record/ACC Record	32-24 / 16-14
Head Coach	Dan McDonnell
Record at Louisville (Years)	763-337-1 (19th)
Career Record (Years)	763-337-1 (19th)
McDonnell vs. Lipscomb	2-2

TEAM STATS - BISONS

CATEGORY	NO.	NCAA	ASUN
Batting Average	.231	262	8
On-Base Percentage	.339	253	8
Slugging Percentage	.349	245	8
Runs Scored	65	246	8
Runs Per Game	4.64	252	8
Hits	106	240	8
Hits Per Game	7.57	251	7
Doubles	17	255	7
Triples	2	178	7
Home Runs	11	172	7
Stolen Bases	14	179	8
Earned Run Average	6.02	153	6
Walks	71	174	7
Walks/9 Innings	5.03	162	8
Strikeouts	99	218	7
Strikeouts/9 Innings	7.0	257	8
Walks + Hits Per Inning	1.67	167	6
Strikeout-to-Walk Ratio	1.39	216	7
Fielding Percentage	.968	143	3

Stats/rankings are after games played on 3/9 | 299 teams are listed in the NCAA Division I Ranking Summary (UWG & QUC are not eligible in rankings due to reclassifying process)

SERIES HISTORY

FIFTH MEETING OVERALL (SERIES TIED 2-2)..... 2-2 IN LOUISVILLE

Series Notes:

Tuesday's midweek bout with the Cardinals will be the fifth time the teams have faced off against each other. Lipscomb won the first two games in the series in 2022 and 2023. However, when they played twice in 2024, Louisville won both games last March 12 and 13, including a 10-inning walk-off winner.

All of the matchups have been in Louisville.

In the first four games of the series, the Bisons have the edge in runs scored, outscoring the Cardinals 32-29. Averaging eight runs per game, Lipscomb put up 12 in its win over Louisville on April 4, 2023.

PROBABLE STARTING PITCHERS

GAME	PITCHER	L/R	W-L	ERA	G/GS	IP	H	R	ER	BB	SO
Tuesday	Cole O'Brien	RHP	1-0	5.54	5/2	13.0	15	10	8	10	8

PROBABLE STARTING LINEUP

POS.	NAME	GP/GS	AVG	OPS	AB	R	H	2B	3B	HR	RBI	SB-SBA	BB
C	Jake Berg	14/14	.340	.889	50	9	17	4	0	0	6	2-6	9
1B	Damion Kenealy Jr	13/13	.212	.762	52	8	11	2	0	4	10	1-2	4
2B	Brady Miller	12/8	.323	.857	31	6	10	2	1	0	3	1-1	3
SS	Kai Holm	10/8	.258	.633	31	3	8	1	0	0	1	2-3	4
3B	David Coppedge	14/14	.281	.837	57	8	16	5	1	2	11	3-3	4
LF	Ryan Austin	8/6	.357	1.312	14	3	5	0	0	2	4	0-2	4
CF	Aaron Stellogeannis	13/13	.245	.574	53	7	13	1	0	0	3	1-1	5
RF	Keaton Mahan	12/12	.140	.459	43	4	6	1	0	0	5	1-2	7
DH	Jacob Tobias	13/12	.098	.431	41	4	4	0	0	1	3	1-1	7

2025 LIPSCOMB UNIVERSITY BASEBALL ROSTER

No.	NAME	POS	B/T	HT	WT	CL.	HOMETOWN / HIGH SCHOOL / PREVIOUS SCHOOL
1	Caden Shanks	SS/RHP	L/L	6-2	175	Fr.	Cookeville, Tenn. / Upperman
2	Casey Sunseri	UTL	R/R	5-11	190	Gr.	The Woodlands, Texas / The Woodlands / Baylor University
4	Blake Carter	1B/OF	R/R	6-3	215	Fr.	Knoxville, Tenn. / Webb School of Knoxville
5	Jake Berg	OF/C	L/L	5-11	200	Gr.	Green Bay, Wis. / Bayport / Jacksonville University
6	Collin Goda	OF	L/R	6-0	190	Gr.	Bradenton, Fla. / Braden River / Lincoln Memorial University
7	Joey Mitchell	LHP	L/L	5-11	170	Gr.	Murfreesboro, Tenn. / Riverdale / Walters State CC
8	Brady Miller	INF	R/R	5-11	185	Fr.	Oakdale, Pa. / West Allegheny
9	Lawson Tea	UTIL	R/R	6-4	215	So.	Gallatin, Tenn. / Christian Community Schools
10	Jace Trautner	RHP	R/R	6-3	210	Jr.	Trinity, Fla. / James W. Mitchell / Indian River State College
11	David Coppedge	INF	R/R	6-1	185	R-Sr.	Chesterfield, Va. / Clover Hill / University of Virginia
12	Kai Holm	INF	R/R	5-10	180	Sr.	Redwood City, Calif. / Sequoia / Coppin State University
13	Davis Rokose	LHP	L/L	6-1	220	Sr.	Johns Creek, Ga. / Chattahoochee / University of Georgia
15	Keaton Mahan	OF	L/L	6-2	200	Jr.	Westfield, Ind. / Westfield / Wabash Valley College
16	Parks Bouck	INF	R/R	6-0	185	R-Sr.	Keller, Texas / Keller / North Central Texas College
17	Jake Poindexter	RHP	R/R	6-0	195	R-Jr.	Chickamauga, Ga. / Gordon Lee / University of Georgia
18	Kevin Hammond	C	R/R	5-11	170	R-Fr.	Keller, Texas / Keller
19	Bryce Houghton	RHP	R/R	5-11	190	Gr.	Dalton, Ga. / Dalton / Cleveland State CC
20	Will Dugan	RHP	R/R	6-4	230	R-So.	Nashville, Tenn. / Lipscomb Academy
21	Corey Boyette	OF	L/L	6-0	205	Jr.	Romeoville, Ill. / Romeoville / Heartland CC
22	Damion Kenealy Jr	INF	R/R	6-3	210	Jr.	Pasadena, Md. / St. Mary's / Polk State College
23	Aaron Stelogeannis	UTL	R/R	6-1	185	Jr.	Ocala, Fla. / Forest / Polk State College
24	Alejandro Ludeiro	C	R/R	6-1	205	Fr.	Pembroke Pines, Fla. / Doral Academy
25	Jacob Tobias	OF	L/L	6-2	195	So.	Birmingham, Ala. / Spain Park
26	Kennith Lohmann	RHP	R/R	6-1	175	Fr.	Franklin, Tenn. / Battle Ground Academy
27	Jake Lynch	LHP	L/L	6-1	210	Sr.	Wheaton, Ill. / Wheaton North / Lincoln Trail College
28	Adam Switalski	RHP	R/R	6-1	190	So.	Burlington, Wis. / Westosha Central
29	Collin Bosley-Smith	RHP	R/R	6-4	220	Gr.	Washington, D.C. / Woodrow Wilson / Duke University
30	Cameron Guise	UTL/RHP	R/R	6-1	190	Fr.	Tampa, Fla. / Sickles
31	Ryan Austin	1B/OF	L/L	6-1	215	R-Jr.	Auburn, Ala. / Auburn / Southern Union CC
32	Ryan Kutz	RHP	R/R	6-1	240	Gr.	Hummelstown, Pa. / Lower Dauphin / Davidson College
35	Cole O'Brien	RHP	R/R	6-3	205	Jr.	Decatur, Ala. / Decatur Heritage Christian Academy / Columbia State CC
37	Rigo Ramos	LHP	L/L	6-5	200	Gr.	Archbold, Ohio / Archbold / Bowling Green State University
38	Brock Puckett	RHP	R/R	6-4	200	Sr.	Murfreesboro, Tenn. / Riverdale / Columbia State CC
39	KC Anchors	C	R/R	6-1	225	So.	Wellington, Fla. / American Heritage / St. Petersburg University
41	Caleb Pica	LHP	R/L	6-7	190	Jr.	Nashville, Tenn. / Overton / Volunteer State CC
45	Evan Cooke	RHP	R/R	6-4	215	So.	West Lafayette, Ind. / West Lafayette
49	Kaleb Kantola	RHP	R/R	6-7	220	R-Sr.	Monmouth, Ore. / Central / Chemeketa CC
50	Tanner Lyne	RHP	R/R	5-10	185	R-So.	Concord, N.C. / Concord Academy
55	Carter Kelley	LHP	L/L	6-1	175	Fr.	Pulaski, Tenn. / Giles County

BY THE STATE

ALABAMA (3) Ryan Austin Cole O'Brien Jacob Tobias	NORTH CAROLINA (1) Tanner Lyne
CALIFORNIA (1) Kai Holm	OHIO (1) Rigo Ramos
DISTRICT OF COLUMBIA (1) Collin Bosley-Smith	OREGON (1) Kaleb Kantola
FLORIDA (6) KC Anchors Collin Goda Cameron Guise Alejandro Ludeiro Aaron Stelogeannis Jace Trautner	PENNSYLVANIA (2) Ryan Kutz Brady Miller
GEORGIA (3) Bryce Houghton Jake Poindexter Davis Rokose	TENNESSEE (9) Blake Carter Will Dugan Carter Kelley Kennith Lohmann Joey Mitchell Caleb Pica Brock Puckett Caden Shanks Lawson Tea
ILLINOIS (2) Jake Lynch Corey Boyette	TEXAS (3) Parks Bouck Kai Holm Casey Sunseri
INDIANA (2) Evan Cooke Keaton Mahan	VIRGINIA (1) David Coppedge
MARYLAND (1) Damion Kenealy Jr	WISCONSIN (2) Jake Berg Adam Switalski

BY THE NUMBERS

FRESHMEN (7) Blake Carter Cameron Guise Carter Kelley Kennith Lohmann Alejandro Ludiero Brady Miller Caden Shanks	REDSHIRT JUNIORS (2) Ryan Austin Jake Poindexter
REDSHIRT FRESHMEN (1) Kevin Hammond	SENIORS (4) Kai Holm Jake Lynch Brock Puckett Davis Rokose
SOPHOMORES (5) KC Anchors Evan Cooke Adam Switalski Lawson Tea Jacob Tobias	REDSHIRT SENIORS (3) Parks Bouck David Coppedge Kaleb Kantola
REDSHIRT SOPHOMORES (2) Will Dugan Tanner Lyne	GRADUATE STUDENTS (8) Jake Berg Collin Bosley-Smith Collin Goda Bryce Houghton Ryan Kutz Joey Mitchell Rigo Ramos Casey Sunseri
JUNIORS (7) Corey Boyette Damion Kenealy Jr. Keaton Mahan Cole O'Brien Caleb Pica Aaron Stelogeannis Jace Trautner	

SERIES HISTORY: LOUISVILLE
It's back-to-back ACC opponents for Lipscomb before ASUN play starts this weekend. The Bisons and Cardinals will meet on the diamond for the fifth time on Tuesday.

Lipscomb holds an 8-15 record against current ACC membership. Below are the all-time records and the last meeting in parenthesis.

Florida State	0-2 (2025)
Louisville	2-2 (2024)
Clemson	0-1 (2023)
Notre Dame	2-1 (2023)
Georgia Tech	0-5 (2023)
Pittsburgh	2-3 (2022)
Boston College	2-0 (2007)
Miami	0-1 (2002)

Lipscomb won the first two games in the series in 2022 and 2023. However, when they played twice in 2024, Louisville won both games last March 12 and 13, including a 10-inning walk-off winner.

All of the matchups have been in Louisville.

In the first four games of the series, the Bisons have the edge in runs scored, outscoring the Cardinals 32-29. Averaging eight runs per game, Lipscomb put up 12 in its win over Louisville on April 4, 2023.

LAST WEEK ROUNDUP
The Bisons went 1-2 on the week that saw a 9-5 win over Western Michigan in the midweek game and dropped two games to the Florida State series.

Jake Berg went 6-of-10 with two runs scored and a double to lead the Bisons.

2024 RECAP
Lipscomb Baseball wrapped up the 2024 season with a 22-34 overall record and a 15-15 mark in the ASUN. The Bisons made it to the ASUN Championship for the 15th time, including the fourth straight season and the 11th straight season the tournament has been held (no tourney in 2020 due to COVID).

KENEALY GOING YARD
Damion Kenealy Jr. has totaled four home runs in his first 13 games in a Bisons uniform. He sits in third place in the ASUN.

Prior to arriving at Lipscomb, he launched 22 home runs at Polk State College.

TOEING THE LYNE
After seeing 15 apperances with two starts in 2024, Tanner Lyne has moved into the weekend rotation for 2025.

He has been using his defense to record outs. 23 have been recorded via the fly ball, including 10 against West Virginia.

POINDEXTER THE FLAME THROWER
Right-hander Jake Poindexter has recorded 14 strikeouts in his last two appearances on the mound for the Bisons, tossing 12 innings during that stretch.

In his start with Villanova, the Chickamauga, Georgia native fired seven shutout innings with six strikeouts. The seven innings pitched and six strikeouts matched career highs for the redshirt junior.

Earning ASUN Pitcher of the Week and Tennessee Sports Writers Association Pitcher of the Week on March 3, his final two innings slammed the door for good on the Wildcats. He sent Villanova down 1-2-3 in the sixth and worked around a two-out single in the seventh.

He followed that performance with a career-high eight punchouts at Florida State on March 7 in five innings.

After settling in, Poindexter wrapped up his outing with back-to-back strikeouts.

TWO IS BETTER THAN ONE
So far, Lipscomb has turned 11 double plays this season.

The Bisons recorded back-to-back games of turning three double plays, Feb. 18 versus Evansville and Feb. 22 against West Virginia.

In the extra-inning win over the Purple Aces, the Bisons turned back-to-back twin killings in the 11th and 12th, both started by Parks Bouck at short-stop.

FRESHMAN FITTING IN
After putting a 3-for-7 effort last week, including reaching in all three plate appearances in game two of the Villanova series, Brady Miller has solidified a spot at the top of the order for the Bisons.

Going up to the No. 1 spot in the batting order against Western Michigan, he posted a 2-for-4 afternoon in the 9-5 win that saw him with an RBI double that got the scoring going.

So far four weeks into the season, Miller is leading the team with a .348 average and a .951 OPS.

WE ARE THE "BYE-SONS"
We are the **"BYE-SONS"** at Lipscomb. Don't confuse us with North Dakota State as they are pronounced the **"BYE-ZIN."** Act like you are from the South. The most commonly accepted plural of "bison" is bi-son, but at Lipscomb, we are the BISOONS with an S. The unabridged Oxford English dictionary includes Bisons as a proper usage.

INTERESTING WAY TO START A GAME
For Alejandro Ludeiro, he saw a start to a game that he will remember for a while. In the first game in a doubleheader with West Virginia on Feb. 23, the Mountaineers saw their first two runners, Logan Sauve and Sam White, reach base and were at second and third with one out.

On a wild pitch, Ludeiro had a perfect relay back to him and beat Sauve at the plate for the second out.

A couple of pitches later, with White at third, he broke for the plate, but Rigo Ramos threw to Ludeiro in time for the final out to get out of the inning.

COPPEDGE TAPPED PRESEASON ALL-ASUN
Senior infielder David Coppedge has been selected to the Preseason All-ASUN Team for the upcoming 2025 season.

Coppedge returns as the lead hitter for the Bisons last season with a .313 batting average and an on-base plus slugging percentage of 1.058, good for 10th in the league last season.

Additionally, recording 19 extra base hits, including 10 home runs, his .625 slugging percentage was ninth-best in the conference in 2024.

After driving in 20 runs in his first two seasons as a Bison, he tallied 24 RBI in 2024.

FOREHAND INDUCTED INTO TENNESSEE BASEBALL COACHES HALL OF FAME
For Lipscomb skipper Jeff Forehand, there was a little bit of a schedule conflict on the night of Jan. 25. While the Bisons were having their annual First Pitch Dinner, the Tennessee Baseball Coaches Association held their Hall of Fame Induction Ceremony for the Class of 2025.

While Forehand was doing the traditional "grippin' and grinnin'", the TBCA came out and presented the head coach with the Hall of Fame plaque at the First Pitch Dinner.

STRENGTH OF SCHEDULE
Entering the 2025 season, Lipscomb's seven of its 18 opponents made it to the NCAA Championships, while three, Kentucky, national semifinalist Florida State and national champion Tennessee, on the schedule.

On the first RPI report of the 2025 season, the Bisons had a ranking of 135 and a strength of schedule of 16th, the highest among any ASUN team (Jacksonville was second at 28th).

Entering this week, the Bisons' SOS is 14th.

QUICK FACTS

GENERAL INFORMATION

Institution	Lipscomb University
Mascot	Bisons
Location	Nashville, Tennessee
Founded	1891
Enrollment	4,801
Conference	ASUN
Affiliation	NCAA Division I
Home Court	Allen Arena
Capacity	5,028
University President	Dr. Candace McQueen
Director of Athletics	Philip Hutcheson

ATHLETIC COMMUNICATIONS

BSB Contact Asst. Dir. of Athletic Comm.	Layton Jackson
E-mail	layton.jackson@lipscomb.edu
Director of Athletic Comm. & Digital Media	Hannah Jo Riley
Director of Digital Media	Blake Forshee
Director of Athletics Video	Hugh Foster
Director of Broadcast	Kyle Bednar
Athletic Communications Asst.	Caitlin Wingertzahn
Athletics Web Address	www.lipscombsports.com
University Web Address	www.lipscomb.edu
Athletics Twitter/X	@lipscombbisons
Athletics Instagram	@LipscombBisons
Baseball Twitter/X	@BisonBaseball
Baseball Instagram	@LipscombBaseball

COACHING AND SUPPORT STAFF

Head Coach	#3 Jeff Forehand
Alma Mater	Belmont, 1989
Lipscomb Record (Years)	482-503 (19th)
Collegiate Career Record (Years)	693-655-1 (25th)
Pitching Coach	#14 Robert Zeigler
Hitting Coach	Lucas Duda
Assistant Coach	#44 Johnny Cardenas
Director of Operations	#33 Brian Ryman
Graduate Assistant, Video/Analytics	Trace Willhoite
Strength & Conditioning Coach	Sean Johnson
Athletic Trainer	Jake Hopcroft

BASEBALL HISTORY

NCAA Division I Overall Record	544-617 (.469)
ASUN Record	262-274 (.489)
Regular Season Championships	2 (2022-23)
Tournament Championships	3 (2008-15-23)
NCAA Tournament Appearances	3 (2008-15-23)
NCAA Best Finish	2008 (Regional Semis)
NAIA Tournament Appearances	8
	(1971-72-74-77-78-79-80-81)
NAIA World Series	2 (1977-79)
NAIA Championship Game Appearances	4
	(1971-72-77-79)

2025 TEAM INFORMATION

Letterwinners Returning	19
Transfers	13
Freshmen	7

NEW YEAR, NEW DIVISIONS

As the 2025 season begins for the Atlantic Sun Conference, there will be a different format for the ASUN Championship, as the league goes to divisions.

The 2025 ASUN Schedule will feature a divisional format in 2025, with teams playing home-and-home series inside their own division. Additionally, there will not be any conference games played outside the division.

Lipscomb, playing in the Gold Division, will play Austin Peay, Bellarmine, Central Arkansas, Eastern Kentucky and North Alabama.

The Graphite Division will consist of Florida Gulf Coast, Jacksonville, North Florida, Queens, Stetson and West Georgia.

The top four teams in each division of the regular season conference standings, as determined by win percentage, will qualify for the conference championship.

Each team will be seeded 1-4 within each division, based on regular season divisional standings.

The 2025 ASUN Championship will take place May 20-25 in DeLand, Florida on Stetson University's campus.

FORMER MLB VETERAN JOINS BISONS STAFF

Lucas Duda, former MLB veteran, has joined the Bisons staff as hitting coach for the 2025 campaign.

Playing in parts of 10 seasons in Major League Baseball, Duda played for four professional teams in Atlanta, Tampa Bay, Kansas City and the New York Mets.

Drafted in the seventh round of the 2007 draft by the New York Mets from Southern California, Duda made his MLB debut in 2010. He played in 958 career games with a career .782 on-base plus slugging percentage. In 2014, he played in 153 games, totaling 30 home runs and drove in 92 runs.

He was a part of two postseason teams, including the National League pennant with the Mets in 2015.

He played three seasons collegiately with USC. During his sophomore year in 2006, the Trojans made it to the Super Regionals as he hit .298 with 57 hits, 37 runs scored and 36 runs batted in.

CARDENAS ADDED TO BISONS STAFF

Johnny Cardenas was added to the Lipscomb staff for the 2025 season.

Cardenas is coming off a 16-year stint as head coach at Stephen F. Austin University, and his 293 wins are the most in program history. Joining the staff in 2005, he has coached 13 players selected to the Major League Baseball Draft in his time with the Lumberjacks.

His 2010 squad posted a 34-win season and was voted Southland Conference Coach of the Year.

Prior to his time at SFA, he served as a head coach in the Texas Collegiate League, was head coach at Greenville High School in Greenville, Texas and coached the Colbert High School baseball team in Oklahoma.

The Amarillo, Texas native began his collegiate playing career at Seward County Community College then transferred to Texas Christian University and graduated in 1998.

Playing in 51 games during the 1993 season for the Horned Frogs, Cardenas hit .329 with seven home runs and 42 runs batted in. Named the team MVP, he was also named a GTE Academic All-American.

He was drafted in the 46th round of the 1993 MLB draft by the Seattle Mariners and spent five seasons with the Mariners, Texas Rangers and Chicago White Sox organizations.

NCAA BASEBALL RPI

vs. 2025 Non-Conference Division I Opponents
Rankings as of after games played 3/9

Rk.	School (Conference)	Dates/Series Results
4	Tennessee (SEC)	4/22
8	Vanderbilt (SEC)	4/15
22	Florida State (ACC)	Lost Series 0-2 (3/7-8)
42	West Virginia (Big 12)	Lost Series 0-4 (2/21-24)
52	Kentucky (SEC)	Tied Series 1-1 (2/14)
72	Villanova (Big East)	Lost Series 1-2 (2/28-3-2)
151	Memphis (AAC)	3/19
153	Louisville (ACC)	3/11
177	Tennessee Tech (OVC)	4/8, 4/29
193	Belmont (Missouri Valley)	L, 9-14 (2/25), 3/25
211	Middle Tennessee State (C-USA)	4/1, 5/6
245	Evansville (Missouri Valley)	W, 11-10 (13) (2/18)
259	Western Michigan (Mid American)	W, 9-5 (3/4)

vs. 2024-25 ASUN Opponents (GOLD DIVISION)
Rankings as of after games played 3/9

Rk.	School	Dates
132	Austin Peay	3/14-16, 5/15-17
150	LIPSCOMB	--
175	Bellarmine	3/21-23, 5/9-11
184	North Alabama	3/28-30, 5/2-4
269	Central Arkansas	4/4-6, 4/17-19
277	Eastern Kentucky	4/11-13, 4/25-27

vs. 2024-25 ASUN Opponents (GRAPHITE DIVISION)
Rankings as of after games played 3/9

Rk.	School
104	Florida Gulf Coast
121	Jacksonville
147	Stetson
176	Queens
214	North Florida
257	West Georgia

(Played in Division II in 2024)

* - Teams in the Graphite Division will not play teams in the Gold Division in the ASUN regular season.

2024-25 ASUN PRESEASON COACHES POLL

RK.	SCHOOL (FIRST PLACE VOTES)	POINTS
1	Stetson (8)	140
2	Florida Gulf Coast (2)	123
3	Austin Peay (1)	120
4	LIPSCOMB	105
5	Jacksonville	94
6	Central Arkansas (1)	86
7	North Florida	72
8	Eastern Kentucky	70
9	Queens	48
10	North Alabama	42
11	Bellarmine	24
12	West Georgia	18

2025 PRESEASON ALL-ASUN TEAM

Player of the Year	John Bay, APSU
Defensive Player of the Year	Lorenzo Meola, Stetson
Pitcher of the Year	Richard Long, JU

PRESEASON ALL-ASUN TEAM

SP - Charlie Christensen	UCA
SP - Justin Henschel	FGCU
SP - Richard Long	JU
RP - Zane Coppersmith	Stetson
C - Mac Moise	FGCU
1B - Casey Sorg	BU
1B - Robert Moya	FGCU
2B - Yohann Dessureault	Stetson
3B - DAVID COPPEDGE	LIPSCOMB
SS - Lorenzo Meola^	Stetson
OF - John Bay	APSU
OF - Brody Szako	APSU
OF - Evan Dempsey	FGCU
DH - Chandler Howard^	JU

^ - denotes a unanimous selection | There was a tie in voting, which resulted in a 15-person team

ASUN PLAYER OF THE WEEK

Week	Player, School
February 18	Jayden Hylton, Stetson
February 24	Jabin Bates, North Florida
March 3	Cameron Nickens, Austin Peay
March 10	
March 17	
March 24	
March 31	
April 7	
April 14	
April 21	
April 28	
May 5	
May 12	
May 19	

ASUN PITCHER OF THE WEEK

Week	Player, School
February 18	Anthony Pingeton, North Alabama
February 24	Lane Pearson, West Georgia
MARCH 3	JAKE POINDEXTER, LIPSCOMB
March 10	
March 17	
March 24	
March 31	
April 7	
April 14	
April 21	
April 28	
May 5	
May 12	
May 19	

2025 ASUN STANDINGS

Gold Division							
Gold				OVERALL			
Team	Record	Win %	Record	Win%	Home	Away	Neut Streak
Austin Peay	0-0	.000	11-5	.688	10-1	0-2	1-2 W2
Central Arkansas	0-0	.000	5-8	.385	3-6	2-2	0-0 L2
LIPSCOMB	0-0	.000	4-10	.286	4-8	0-2	0-0 L2
North Alabama	0-0	.000	3-11	.214	0-0	0-9	3-2 L8
Bellarmine	0-0	.000	2-12	.143	1-0	1-9	0-3 L3
EKU	0-0	.000	0-15	.000	0-4	0-9	0-2 L17
Graphite Division							
Graphite				OVERALL			
Team	Record	Win %	Record	Win%	Home	Away	Neut Streak
West Georgia	0-0	.000	8-6	.571	7-3	1-3	0-0 L2
North Florida	0-0	.000	9-7	.562	8-5	1-2	0-0 L1
Jacksonville	0-0	.000	8-7	.533	7-5	1-2	0-0 W4
Stetson	0-0	.000	8-8	.500	4-4	1-3	3-1 L3
FGCU	0-0	.000	6-8	.429	6-4	0-4	0-0 W2
Queens	0-0	.000	2-13	.133	0-7	0-5	2-1 L12

* - Clinched berth in ASUN Championship | Some streaks extended from last season | STANDINGS PRIOR TO GAMES PLAYED 3/11

2024 ASUN POSTSEASON AWARDS

Player of the Year	Lyle Miller-Green, APSU	THIRD TEAM ALL-ASUN	
Defensive Player of the Year	Jon Jon Gazdar, APSU	SP Braden Osbolt	Kennesaw State
Pitcher of the Year	Jesse Barker, UCA	SP Jacob James	North Alabama
Freshman of the Year	Kyle Jones, Stetson	SP Anthony DeFabbia	Stetson
Coach of the Year	Roland Fanning, APSU	RP COLLIN WITZKE	LIPSCOMB
		C Gus Freeman	Austin Peay
		1B Robert Moya	FGCU
		1B Mason Lundgrin	Lipscomb
		2B Justin Nadeau	Jacksonville
		3B Gehrig Frei	North Alabama
		SS Jacob Lojewski**	FGCU
		OF Will Aubel	Bellarmine
		OF Zeb Allen	Central Arkansas
		OF Kyle Jones	Stetson
		DH Jaden Brown	Austin Peay
		* Denotes number of career All-ASUN honors	
		ASUN ALL-FRESHMAN TEAM	
		^ Kyle Jones	Stetson
		Zeb Allen	Central Arkansas
		Tait Nunnally	EKU
		Charles Davalan	FGCU
		Evan Dempsey	FGCU
		Javier Gorostola	FGCU
		Peyton Prescott	Jacksonville
		Isaac Williams	Jacksonville
		Shamaar McDuffie	Kennesaw State
		Bo Rhudy	Kennesaw State
		Jake Barbour	Queens
		Zane Coppersmith	Stetson
		Logan Hughes	Stetson
		^ Denotes unanimous selection to Freshman team	

THIS WEEK IN THE ASUN

TUESDAY, MARCH 11		
Eastern Illinois at BELLARMINE	1 p.m.	
LIPSCOMB at Louisville	2 p.m.	
EASTERN KENTUCKY at Northern Kentucky	2 p.m.	
NORTH ALABAMA at Samford	3 p.m.	
Florida A&M at NORTH FLORIDA	3 p.m.	
WEST GEORGIA at Tennessee	3:30 p.m.	
North Carolina Asheville at QUEENS	4 p.m.	
AUSTIN PEAY at Southern Indiana	5 p.m.	
JACKSONVILLE at Bethune-Cookman	5 p.m.	
FLORIDA GULF COAST at Florida International	5 p.m.	
South Carolina Upstate at STETSON	5:30 p.m.	
CENTRAL ARKANSAS at Arkanas	6 p.m.	

WEDNESDAY, MARCH 12

Southern Indiana at BELLARMINE	1 p.m.
South Carolina Upstate at STETSON	3 p.m.

THIS WEEKEND IN THE ASUN

MARCH 14-16		
Central Arkansas at North Alabama	4 p.m.	
Jacksonville at North Florida	5 p.m.	
Queens at West Georgia	5 p.m.	
Bellarmine at Eastern Kentucky	5 p.m.	
Florida Gulf Coast at Stetson	5:30 p.m.	
Lipscomb at Austin Peay	6 p.m.	

D1BASEBALL.COM TOP 25 POLL					USA TODAY COACHES POLL					NCBWA TOP 25 POLL				
AS OF MARCH 10, 2025					AS OF MARCH 10, 2025					AS OF MARCH 3, 2025				
Rk.	School	Record	Last Wk	Prev.	Rk.	School (1st Place votes)	Record	Points	Prev.	Rk.	School (1st Place votes)	Record	Prev.	
1	LSU	16-1	5-0	1	1	TENNESSEE (25)	16-0	721	1	1.	TENNESSEE	11-0	2	
2	TENNESSEE	16-0	5-0	2	2	LSU (3)	16-1	688	2	2.	Texas A&M	6-4	1	
3	Arkansas	15-1	5-0	3	3	Arkansas	15-1	652	3	3.	North Carolina	12-0	5	
4	Georgia	18-1	5-0	5	4	FLORIDA STATE (1)	15-0	632	5	4.	LSU	11-1	3	
5	FLORIDA STATE	15-0	4-0	6	5	Georgia	18-1	593	7	5.	FLORIDA STATE	11-0	6	
6	North Carolina	14-2	2-2	4	6	Clemson	15-1	561	7	6.	Arkansas	10-1	4	
7	Florida	15-2	4-1	7	7	Florida	15-2	560	6	7.	Florida	11-1	7	
8	Oregon State	10-3	3-0	8	8	North Carolina	14-2	492	4	8.	Georgia	12-1	9	
9	Oregon	14-2	4-0	10	9	Texas	13-1	460	9	9.	Oregon State	7-3	8	
10	Clemson	15-1	5-0	11	10	Oregon	14-2	453	13	10.	Clemson	10-1	10	
11	Texas	13-1	4-0	12	11	Oregon State	10-3	425	10	11.	Wake Forest	10-3	11	
12	Oklahoma	14-1	3-1	13	12	Oklahoma	14-1	407	12	12.	VANDERBILT	9-3	14	
13	Ole Miss	14-1	4-0	17	13	Wake Forest	14-3	343	16	13.	Virginia	7-3	13	
14	Wake Forest	14-3	4-0	15	14	VANDERBILT	13-3	310	18	14.	Oregon	10-2	12	
15	UC Santa Barbara	13-2	4-0	16	15	Ole Miss	14-1	305	19	15.	Texas	9-1	15	
16	VANDERBILT	13-3	4-0	18	16	Alabama	16-1	289	17	16.	Mississippi State	7-4	16	
17	Alabama	16-1	4-1	23	17	UC Santa Barbara	13-2	275	15	17.	Dallas Baptist	8-3	17	
18	Stanford	12-3	2-1	NR	18	Stanford	12-3	180	NR	18.	UC Santa Barbara	9-2	18	
19	Texas A&M	9-6	3-2	14	19	Dallas Baptist	11-4	157	23	19.	Oklahoma	11-0	RV	
20	Dallas Baptist	11-4	3-1	21	20	Virginia	9-5	147	11	20.	Troy	11-1	20	
21	Troy	13-3	2-2	19	21	Texas A&M	9-6	110	14	21.	TCU	7-4	19	
22	Southern Miss	11-5	2-2	20	22	Troy	13-3	99	21	22.	WEST VIRGINIA	11-0	22	
23	Virginia	9-5	2-2	9	23	Auburn	13-3	98	20	23.	Alabama	12-0	RV	
24	Coastal Carolina	12-4	2-2	24	24	West Virginia	14-1	79	24	24.	Southern Miss	9-3	21	
25	Auburn	13-3	2-2	22	25	Southern Miss	11-5	75	22	25.	NC State	6-5	24	

DROPPED OUT: Oklahoma State

Dropped out: No. 25 UC Irvine;

Others Receiving Votes: UC Irvine 61; Coastal Carolina 58; **KENTUCKY 35**; Mississippi State 29; Kansas 19; Georgia Tech 16; UCLA 15; Oklahoma State 14; **LOUISVILLE 13**; Purdue 12; TCU 11; Arizona 8; Western Kentucky 7; Florida Atlantic 4; Duke 4; Penn State 3; South Carolina 2; UCF 1; Texas-Rio Grande Valley 1; Hawaii 1;

Dropped out: No. 23 Michigan State; No. 25 Duke

Others receiving votes (listed alphabetically): Arizona (7-4), Arizona State (8-4), Auburn (11-1), Baylor (8-3), Charleston (7-4), Cincinnati (5-6), Coastal Carolina (10-2), Duke (7-5), FIU (11-2), Florida Atlantic (10-1), Georgia Tech (10-2), Hawaii (9-2), Kansas (10-1), **KENTUCKY (9-1)**, Miami (Fla.) (9-3), Michigan (6-4), Michigan State (9-1), Nebraska (4-6), Notre Dame (8-1), Ohio State, Oklahoma State (6-4), Ole Miss (10-1), Pittsburgh (7-3), Purdue (11-1), South Carolina (9-3), Stanford (11-0), **STETSON 7-5**, Tulane (8-3), UC Irvine (8-3), UCLA (9-3), USC (9-2), Utah (10-2), Western Kentucky (10-1).

COACHING AND SUPPORT STAFF



#3 | Jeff Forehand
Head Coach, Third Base Coach
19th Season



Robert Zeigler
Pitching Coach
2nd Season



Lucas Duda
Hitting Coach
1st Season



#44 | Johnny Cardenas
Assistant Coach, First Base Coach
1st Season



Trace Willhoite
Graduate Asst., Video/Analytics
1st Season



Brian Ryman
Director of Operations
20th Season

HEAD COACH: Jeff Forehand



THE FOREHAND FILE

19th SEASON AS HEAD COACH AT LIPSCOMB
25th SEASON AS COLLEGIATE HEAD COACH

HALL OF FAME INDUCTIONS

- Tennessee Baseball Coaches (2024)
- Trevecca Nazarene Athletics (2016)

AWARDS

- 2x ASUN Coach of the Year (2022, 2023)
- NAIA Region XI Coach of the Year (2004) - at Trevecca Nazarene
- 2x TransSouth Conference Coach of the Year (2004, 2005) - at Trevecca Nazarene

COLLEGIATE COACHING CAREER

- Lipscomb - Head Coach (2007-present)
- Trevecca Nazarene - Head Coach (2001-06)

HIGH SCHOOL COACHING CAREER

- Goodpasture Christian School Head Coach (1993-2000)
- Montgomery Bell Academy Assistant Coach (1990-92)

EDUCATION

- Belmont University - Nashville, Tennessee (1989)
- Tennessee State University - Nashville Master's of Education (1995)



A two-time Atlantic Sun Coach of the Year selection, the 2025 season marks the 19th for Jeff Forehand as the head coach of the Lipscomb University baseball program.

After being named the 15th coach in the history of the storied Lipscomb program in 2007, Forehand has racked up over 600 collegiate wins and sits as the winningest skipper in the program's NCAA era with a 480-503 record.

His overall record as a collegiate head coach is 691-451-1 (.517) in 24 seasons. He earned his 600th career win on February 19, 2022 with a decisive 12-4 victory over Akron – only the second game of the season.

During his tenure, Forehand has led the Bisons to three ASUN Championships and the only three NCAA Tournament appearances in program history in 2008, 2015 and 2023.

He has mentored 63 All-ASUN selections and 13 superlative award winners, including 11 First Team All-Conference selections, 21 Freshman All-ASUN selections, three ASUN Defensive Players of the Year, two ASUN Tournament MVPs, two ASUN Scholar Athletes of the Year, two ASUN Pitchers of the Year, and one ASUN Freshman of the Year.

In addition, Forehand has coached one All-American, four Freshman All-Americans, five All-Region honorees and the program's first-ever ABCA/Rawlings Gold Glove recipient in 2017 – one of only nine to be honored in Division I.

His peers in the ASUN selected him as the league's coach of the year in 2022 and 2023.

Having players drafted is nothing new for Forehand as 17 of his student-athletes have received the call on draft day – including a program record three in 2017. There have been 33 total draftees in Lipscomb's history, with the most recent being Hayden Frank in the 15th round by the Chicago Cubs.

Casey Bond, who played in the Hollywood feature film *Moneyball*, and John King got the trend started in Forehand's first season in 2007 as both were selected by the San Francisco Giants. A right-handed pitcher, King was a 17th-round selection, while Bond got the call in the 25th round. Also, among the Lipscomb standouts who have been drafted under Forehand are right-handed pitcher Ike Buxton, drafted by the Miami Marlins in the 15th round in 2022, catcher Caleb Joseph, who was drafted in the 7th round by the Baltimore Orioles in 2008, and righty hurler Josh Smith, who was chosen by the Cincinnati Reds in the 21st round in 2010.

Highlighting the draftees under Forehand's direction was the 2017 class. Center fielder Michael Gigliotti was a fourth round pick by the Kansas City Royals, right-handed hurler Brady Puckett was taken in the 15th round by the Miami Marlins and Jeffrey Passantino heard his name called as the last selection of the draft by the defending cham-

pion Chicago Cubs in the 40th round.

It marked the first time in program history that the Bisons had multiple players chosen in the first 15 rounds of the draft, with the second coming in 2023 with Logan Van Treeck and Caleb Ketchup.

Prior to his arrival, Lipscomb had not posted a winning season since joining Division I as a full member in 2004.

After finishing just two games shy of .500 in his first season (28-30) in 2007, the Bisons posted a 33-30 overall mark and won a program-record 19 conference games en route to the team's first-ever ASUN title and NCAA postseason berth in 2008.

A major underdog, Lipscomb traveled to Athens, Georgia, taking out host Georgia in the opening round of the NCAA Tourney before falling to Georgia Tech in round two. That setup a rematch with the Bulldogs and Georgia prevailed in round two ending the Bisons first NCAA Regional.

Forehand's 2009 club came within one win of back-to-back trips to the NCAA tournament falling in the A-Sun championship game. That season would see another milestone for Forehand's program as pitcher Rex Brothers would become the second Lipscomb player drafted in the top round of the Major League Baseball draft. Taken as the 34th overall pick in the draft by the Colorado Rockies, the hard-throwing lefty made a quick rise to the majors making his MLB debut June 6th, 2011 with a 96-mph fastball against the San Diego Padres.

With the departure of a number of key contributors to graduation and the MLB Draft, Forehand and the Bisons went the next five seasons without ever winning more than 25 games or anything better than a 4th-place finish in the ASUN.

Those results didn't stop Forehand and his staff from making headlines on the recruiting trail. Forehand's 2015 signing class was the highest-ranked class in program history, according to Perfect Game's rankings. Lipscomb finished with the 56th-best class, trailing only Vanderbilt (1st) and Tennessee (42nd) inside the state lines.

In 2014 Lipscomb got off to a slow 2-8 start before heating up in a hurry. The Bisons stung together a NCAA-era best 10-game win streak and won 14 of their next 15 games to put together a 33-28 overall record – tying the then record for wins in a season in the NCAA era.

The team rolled into the ASUN Championship as the No. 4 seed, but after knocking off top seed and host FGCU twice, Lipscomb won its way into the championship series with Kennesaw State.

Offense was hard to come by against the Owls as the team stranded 12 runners on base in a 7-1 loss. KSU parlayed that win into a Super Regional berth.

In 2015, Forehand pioneered the best season in the program's NCAA era winning a school record 39 games. It was the first time the Bisons had won

HEAD COACH: Jeff Forehand

at least 30 games in back-to-back seasons in Division I era.

Closing the season as road warriors with 15-straight wins on the road, the Bisons clinched the No. 2 seed as they traveled to Fort Myers, Florida for the ASUN Championship.

Great pitching and timely hitting powered Lipscomb's 4-0 record in the championship with back-to-back victories over top-seeded North Florida – who possessed one of the most potent offenses in the country.

In the title game, Forehand made one of the best moves of his career going to freshman Allan Hooker off the bench as a pinch hitter. After going down three runs after three innings, Hooker blasted a go-ahead 3-run bomb in the top of the fourth to give Lipscomb a 5-3 lead and it never looked back en route to a dog pile at the mound when the final out was made.

The Bisons didn't have to travel far as the committee sent them down the road to the Vanderbilt Regional. Earlier in the season on April 7 in a midweek at Hawkins Field, Lipscomb earned a 3-1 victory over then-No. 1 Vandy behind a 7.1-inning gem from freshman Brady Puckett – it was the fewest runs for the Dores in 29 games.

The NCAA Tournament matchup was a different story however, facing an MLB first rounder in Carson Fulmer. Vandy rode the hard-throwing righty to a 9-1 win in front of more than 3,600 fans in attendance. The very next day, the Bisons' season came to an end with a 5-2 loss to No. 2 Radford.

In 2016, the Bisons put together a third straight 30-win season after finishing 31-27 overall and 12-9 in the ASUN for a fourth-place finish.

Puckett – as a sophomore – was voted unanimously the ASUN's Pitcher of the Year and earned a Louisville Slugger Third Team All-American nod. He tossed his way to a 9-2 record and a 2.93 ERA in 15 starts. He led the league in wins, strikeouts (101), innings pitched (107.2) and ASUN Pitcher of the Week awards (4).

Lipscomb hosted the ASUN Tournament and downed Jacksonville 10-8 in the first round, but eventually dropped games against North Florida and FGCU to end the year.

Forehand entered the 2017 with arguably the most talented roster in program history and one that was thought to be the best in the ASUN. The head coaches around the league voted Lipscomb the ASUN preseason favorite for the first time in program history. The team didn't quite live up to that billing as it came down to the last game of the regular

season for the Bisons to clinch the No. 6 seed.

After falling to Jacksonville in the first round, the Bisons upended host and No. 2 seed Stetson, 8-6. They then fell to FGCU the next day to end the season.

With a new roster that saw 10 players leave due to graduation and the MLB Draft, Lipscomb took its growing pains in stride in 2018, finishing 24-30. The marquee win came on March 27 at First Tennessee Park where the Bisons took down No. 8 Vanderbilt, 5-1, while holding them to just one hit.

In June of 2018, Forehand had his 12th player selected in the draft when the San Diego Padres called the name of second baseman Lee Solomon.

The 2020 season was a unique one for Forehand and his squad. This Bisons got out to a quick start and set a program record by winning the first six games of the season. However, due to the unforeseen circumstances brought on by the COVID-19 pandemic, the season was brought to a halt and canceled with just 16 games being played out of the scheduled 53. Lipscomb went 11-5 in those 16 games.

The shortened 2021 season saw an 11-11 home record for the Bisons, on their way to an 18-29 overall record for the season with eight of their matchups canceled. The squad interspersed their season with attention-grabbing victories, including a 4-1 triumph over SEC opponent #4 Tennessee at Lindsey Nelson Stadium on April 27.

Forehand hit a major coaching milestone in the second game of the 2022 season as he hit 600 wins in a 12-4 home victory over Akron to kick off the season on a strong note. The Bisons logged a 35-23 record including a 20-10 record against conference opponents. Forehand's 2022 team logged six series sweeps and saw two of their members to the pros as right-handed pitcher Ike Buxton was drafted by the Miami Marlins in the 15th round of the MLB draft and Trey Nordmann signed with the Baltimore Orioles in July.

Lipscomb finished the 2022 season with a 35-23 overall record and a 20-10 ASUN record, improving from just 18 wins during the 2021 season. The Bisons won the ASUN West Regular Season Championship, Lipscomb Baseball's first regular season title since the 2008 season. Building off of that stellar 2022 season, Forehand's 2023 ball club won both the regular season and tournament titles and advanced to the NCAA Tournament for just the third time in program history. Forehand is now eager to begin their 2024 season, returning a health number of guys from the 2023 Championship team.

The 2024 season saw the Bisons go 22-34 on the campaign and 15-15 in the ASUN. Playing four SEC teams in Kentucky, Alabama, Vanderbilt and Tennessee, the Bisons picked up a huge midweek win over the No. 3 Vols, who eventually became the national champions of Division I baseball, on April 30.

Prior to taking over the Lipscomb program in 2007, Forehand had a highly successful stint across town at Trevecca Nazarene where he led the Trojans to a 211-142-1 in six seasons. At Trevecca, Forehand earned 2004 NAIA Region XI Coach of the year and was twice named TransSouth Conference Coach of the Year in 2004 and 2005. The Trojans also excelled in the classroom as the team grade point average increased a half a point in his tenure.

While at Trevecca, Forehand saw three players have their names called on draft day as Mario Campos (Red Sox, 2001), B.J. Jenkins (San Diego Padres, 2004) and Brad Coon (Los Angeles Angels of Anaheim, 2005) each were selected.

Before taking over the Trojan's program, Forehand got his head-coaching start at Nashville's Goodpasture Christian School where in seven seasons he won three state titles (1995, 1997, 1999). He is also a three-time Tennessee State Coach of the Year honoree winning the award each of those three years. Prior to taking over the Goodpasture program, Forehand served as an assistant coach from 1990-92 under his father, Fred, at Montgomery Bell Academy.

A native of the "Music City", the former second baseman played college ball at nearby Belmont under coach Dave Whitten graduating in 1989. Forehand also holds a Masters of Education degree from Tennessee State.

A lifelong resident of the city of Nashville, Forehand and his wife, Karen, have two sons, Gant and Brooks.



HEAD COACH: Jeff Forehand

SKIP'S YEAR-BY-YEAR BREAKDOWN

LIPSCOMB HEAD COACH YEAR-BY-YEAR BREAKDOWN

YEAR	SCHOOL	OVR	PCT	ASUN	PCT	REG. SEASON FINISH	ASUN CHAMP. FINISH	NATIONAL FINISH
2025	Lipscomb	4-10	.286	-	-	-	-	-
2024	Lipscomb	22-34	.393	15-15	.500	6th	Pool Play	N/A
2023	Lipscomb	36-26	.581	23-7	.767	1st	Champions	Clemson Regional
2022	Lipscomb	35-23	.603	20-10	.667	1st (West)	Semifinals	N/A
2021	Lipscomb	18-29	.383	8-13	.381	3rd (North)	Quarterfinals	N/A
2020	Lipscomb	11-5	.688	--	--	NO ASUN OR NCAA Championship (COVID-19)		
2019	Lipscomb	30-25	.545	14-10	.583	3rd	Opening Rd.	N/A
2018	Lipscomb	24-30	.444	9-12	.429	5th	Semifinals	N/A
2017	Lipscomb	28-28	.500	9-12	.429	6th	Semifinals	N/A
2016	Lipscomb	31-27	.534	12-9	.571	4th	Semifinals	N/A
2015	Lipscomb	39-20	.661	13-8	.619	2nd	Champions	Nashville Regional
2014	Lipscomb	33-28	.541	17-10	.630	4th	Finalist	N/A
2013	Lipscomb	25-34	.424	13-14	.481	T-6th	Quarterfinals	N/A
2012	Lipscomb	25-30	.455	14-13	.519	7th	N/A	N/A
2011	Lipscomb	19-36	.345	10-20	.333	10th	N/A	N/A
2010	Lipscomb	19-36	.345	9-17	.346	9th	N/A	N/A
2009	Lipscomb	24-32	.429	17-13	.567	4th	Finalist	N/A
2008	Lipscomb	33-30	.524	19-14	.576	3rd	Champions	Athens Regional
2007	Lipscomb	28-30	.483	12-15	.444	T-7th	First Round	N/A
TOTAL	18+ Seasons	484-513	.485	234-212	.525	--	--	--

TREVECCA NAZARENE HEAD COACH YEAR-BY-YEAR BREAKDOWN

YEAR	SCHOOL	OVR	PCT	CONF	PCT	REG. SEASON FINISH	CONF. CHAMP. FINISH	NATIONAL FINISH
2006	Trevecca	42-20	.677	13-5	.722	Conference Champion		
2005	Trevecca	47-16	.746	11-4	.733			
2004	Trevecca	44-17-1	.718	12-7	.632			
2003	Trevecca	35-20	.636	11-10	.524			
2002	Trevecca	28-29	.491	11-12	.478			
2001	Trevecca	15-40	.273	3-21	.125			
TOTAL	6 Seasons	211-142-1	.597	61-59	.508	--	--	--

OVERALL HEAD COACH YEAR-BY-YEAR BREAKDOWN

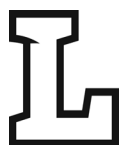
TOTAL	24+ Seasons	695-655-1	.515	295-271	.521	--	--	--
--------------	--------------------	------------------	-------------	----------------	-------------	-----------	-----------	-----------

LIPSCOMB HEAD COACH MILESTONE VICTORIES

#1	vs. Evansville, 5-1 (Feb. 11, 2007)
#100	vs. Jacksonville, 7-4 (April 30, 2010)
#200	vs. Tennessee Tech, 8-4 (May 3, 2014)
#300	vs. Mississippi Valley State, 9-3 (May 7, 2017)
#400	at Bellarmine, 3-2 (April 1, 2022)

COLLEGIATE HEAD COACH MILESTONE VICTORIES

#1	vs. Union (Ky.), 4-1 (Feb. 10, 2001) at Trevecca
#100	Avila (Mo.), 5-4 (Feb. 6, 2004) at Trevecca
#200	vs. Thomas (Ga.), 13-3 (April 15, 2006) at Trevecca
#300	Youngstown State, 8-2 (March 10, 2010) at Lipscomb
#400	at Kennesaw State, 2-1 (March 23, 2014) at Lipscomb
#500	vs. Evansville, 4-1 (March 25, 2017) at Lipscomb
#600	Akron, 12-4 (Feb. 19, 2022) at Lipscomb

OVERALL SEASON STATISTICS

2025 Lipscomb Baseball
Overall Statistics for Lipscomb University (as of Mar 09, 2025)
(All games Sorted by Batting avg)

Record: 4-10 Home: 4-8 Away: 0-2 ASUN: 0-0

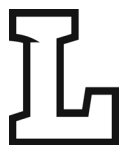
Player	avg	gp-gs	ab	r	h	2b	3b	hr	rbi	tb	slg%	bb	hp	so	gdp	ob%	sf	sh	sb-att	po	a	e	fld%
31 Ryan Austin	.357	8-6	14	3	5	0	0	2	4	11	.786	4	1	7	0	.526	0	0	0-2	17	0	0	1.000
5 Jake Berg	.340	14-14	50	9	17	4	0	0	6	21	.420	9	4	10	0	.469	1	2	2-6	74	9	2	.976
8 Brady Miller	.323	12-8	31	6	10	2	1	0	3	14	.452	3	2	8	0	.405	1	0	1-1	10	28	2	.950
11 David Coppedge	.281	14-14	57	8	16	5	1	2	11	29	.509	4	1	13	0	.328	2	0	3-3	17	28	1	.978
16 Parks Bouck	.265	9-9	34	6	9	1	0	1	8	13	.382	4	1	6	0	.359	0	2	0-1	21	22	2	.956
12 Kai Holm	.258	10-8	31	3	8	1	0	0	1	9	.290	4	0	9	1	.343	0	1	2-3	13	18	0	1.000
23 Aaron Stelogeannis	.245	13-13	53	7	13	1	0	0	3	14	.264	5	0	18	1	.310	0	1	1-1	35	0	1	.972
22 Damion Kenealy Jr	.212	13-13	52	8	11	2	0	4	10	25	.481	4	1	8	0	.281	0	0	1-2	94	8	3	.971
2 Casey Sunseri	.200	8-6	15	2	3	0	0	1	1	6	.400	3	0	3	0	.333	0	0	0-0	13	0	0	1.000
24 Alejandro Ludeiro	.154	5-5	13	1	2	0	0	0	1	2	.154	2	0	4	0	.250	1	0	0-0	27	4	1	.969
6 Collin Goda	.143	5-2	7	2	1	0	0	0	1	1	.143	3	0	3	0	.400	0	1	2-2	7	0	1	.875
21 Corey Boyette	.143	5-2	7	2	1	0	0	0	0	1	.143	4	0	2	0	.455	0	0	0-0	2	0	0	1.000
15 Keaton Mahan	.140	12-12	43	4	6	1	0	0	5	7	.163	7	3	9	0	.296	1	0	1-2	6	0	0	1.000
25 Jacob Tobias	.098	13-12	41	4	4	0	0	1	3	7	.171	7	2	16	1	.260	0	0	1-1	31	0	3	.912
39 Kc Anchors	.000	2-2	6	0	0	0	0	0	0	0	.000	0	0	3	0	.000	0	0	0-0	0	0	0	.000
9 Lawson Tea	.000	2-0	3	0	0	0	0	0	0	0	.000	0	0	2	0	.000	0	0	0-0	2	0	0	1.000
18 Kevin Hammond	.000	3-0	1	0	0	0	0	0	0	0	.000	0	0	0	0	.000	0	0	0-0	8	0	0	1.000
Totals	.231	14	458	65	106	17	2	11	57	160	.349	63	15	121	3	.339	6	7	14-24	381	130	17	.968
Opponents	.286	14	493	96	141	25	1	15	89	213	.432	71	19	99	7	.392	6	9	16-24	377	138	20	.963

LOB - Team (107), Opp (121). DPs turned - Team (11), Opp (9). IBB - Team (1), K. Mahan 1, Opp (1). Picked off - D. Coppedge 1, J. Tobias 1, Stelogeannis 1.

(All games Sorted by Earned run avg)

Player	era	w-l	app	gs	cg	sho	sv	ip	h	r	er	bb	so	2b	3b	hr	b/avg	wp	hp	bk	sfa	sha
19 Bryce Houghton	0.00	0-0	3	0	0	0/0	0	4.1	3	0	0	2	5	0	0	0	.214	0	1	0	0	0
38 Brock Puckett	0.00	0-1	4	0	0	0/0	0	3.1	3	1	0	2	4	1	0	0	.250	0	0	0	0	0
41 Caleb Pica	1.80	0-0	2	0	0	0/0	0	5.0	2	1	1	2	4	0	0	1	.118	2	0	0	0	0
50 Tanner Lyne	4.30	0-0	4	3	0	0/0	0	14.2	18	9	7	4	6	2	0	1	.300	0	1	0	1	1
17 Jake Poindexter	4.87	1-2	4	4	0	0/1	0	20.1	26	12	11	10	18	6	0	1	.310	2	1	0	0	2
37 Rigo Ramos	5.29	1-3	4	4	0	0/0	0	17.0	15	10	10	12	11	3	0	4	.246	2	2	0	0	0
35 Cole O'Brien	5.54	1-0	5	2	0	0/0	0	13.0	15	10	8	10	8	4	0	1	.300	0	3	0	2	2
29 Collin Bosley-Smith	5.68	0-0	5	0	0	0/0	0	6.1	6	6	4	4	7	2	0	0	.273	2	0	0	1	1
49 Kaleb Kantola	6.00	0-2	5	0	0	0/0	1	6.0	5	4	4	3	5	1	0	1	.238	1	1	0	1	0
28 Adam Switalski	6.00	0-0	2	0	0	0/0	0	6.0	5	4	4	3	4	1	0	0	.227	2	2	0	0	0
27 Jake Lynch	6.43	0-1	6	0	0	0/0	0	7.0	14	7	5	2	8	1	0	1	.438	0	3	0	1	1
10 Jace Trautner	6.57	0-0	7	0	0	0/1	0	12.1	8	9	9	5	6	1	0	2	.186	0	3	0	0	1
13 Davis Rokose	13.50	1-0	4	0	0	0/0	0	5.1	6	8	8	6	8	1	0	1	.273	0	1	0	0	0
30 Cameron Guise	16.88	0-1	2	1	0	0/0	0	2.2	7	6	5	1	2	1	1	0	.467	0	1	0	0	0
7 Joey Mitchell	22.09	0-0	3	0	0	0/0	0	3.2	8	9	9	5	3	1	0	2	.444	0	0	0	0	1
Totals	6.02	4-10	14	14	0	1/1	1	127.0	141	96	85	71	99	25	1	15	.286	11	19	0	6	9
Opponents	4.08	10-4	14	14	0	2/2	1	125.2	106	65	57	63	121	17	2	11	.231	11	15	0	6	7

PB - Team (6), J. Berg 5, A. Ludeiro 1, Opp (3). Pickoffs - Team (1), R. Ramos 1, Opp (3). SBA/ATT - J. Berg (10-15), A. Ludeiro (5-7), Bosley-Smith (3-4), R. Ramos (1-4), C. O'Brien (2-3), K. Kantola (2-3), D. Rokose (2-2), Poindexter (1-2), B. Puckett (2-2), J. Trautner (1-1), A. Switalski (0-1), K. Hammond (1-1), C. Guise (1-1), J. Mitchell (1-1).

OVERALL SEASON STATISTICS

2025 Lipscomb Baseball
Overall Statistics for Lipscomb University (as of Mar 09, 2025)
(All games Sorted by Fielding pct)

Player	c	po	a	e	fld%	dp	sba	csb	sba%	pb	ci
12 Kai Holm	31	13	18	0	1.000	3	0	0	---	0	0
31 Ryan Austin	17	17	0	0	1.000	1	0	0	---	0	0
2 Casey Sunseri	13	13	0	0	1.000	0	0	0	---	0	0
18 Kevin Hammond	8	8	0	0	1.000	0	1	0	1.000	0	0
15 Keaton Mahan	6	6	0	0	1.000	0	0	0	---	0	0
37 Rigo Ramos	3	0	3	0	1.000	0	1	3	.250	0	0
17 Jake Poindexter	2	0	2	0	1.000	0	1	1	.500	0	0
9 Lawson Tea	2	2	0	0	1.000	0	0	0	---	0	0
50 Tanner Lyne	2	1	1	0	1.000	0	0	0	---	0	0
21 Corey Boyette	2	2	0	0	1.000	0	0	0	---	0	0
27 Jake Lynch	1	0	1	0	1.000	0	0	0	---	0	0
10 Jace Trautner	1	1	0	0	1.000	0	1	0	1.000	0	0
38 Brock Puckett	1	0	1	0	1.000	0	2	0	1.000	0	0
7 Joey Mitchell	1	0	1	0	1.000	0	1	0	1.000	0	0
29 Collin Bosley-Smith	1	0	1	0	1.000	0	3	1	.750	0	0
11 David Coppedge	46	17	28	1	.978	3	0	0	---	0	0
5 Jake Berg	85	74	9	2	.976	0	10	5	.667	5	0
23 Aaron Stelogeannis	36	35	0	1	.972	0	0	0	---	0	0
22 Damion Kenealy Jr	105	94	8	3	.971	11	0	0	---	0	0
24 Alejandro Ludeiro	32	27	4	1	.969	0	5	2	.714	1	0
16 Parks Bouck	45	21	22	2	.956	7	0	0	---	0	0
8 Brady Miller	40	10	28	2	.950	5	0	0	---	0	0
25 Jacob Tobias	34	31	0	3	.912	0	0	0	---	0	0
6 Collin Goda	8	7	0	1	.875	0	0	0	---	0	0
35 Cole O'Brien	6	2	3	1	.833	0	2	1	.667	0	0
19 Bryce Houghton	0	0	0	0	.000	0	0	0	---	0	0
41 Caleb Pica	0	0	0	0	.000	0	0	0	---	0	0
30 Cameron Guise	0	0	0	0	.000	0	1	0	1.000	0	0
28 Adam Switalski	0	0	0	0	.000	0	0	1	.000	0	0
13 Davis Rokose	0	0	0	0	.000	0	2	0	1.000	0	0
49 Kaleb Kantola	0	0	0	0	.000	0	2	1	.667	0	0
39 Kc Anchors	0	0	0	0	.000	0	0	0	---	0	0
Totals	528	381	130	17	.968	11	16	8	.667	6	0
Opponents	535	377	138	20	.963	9	14	10	.583	3	0

SEASON AND CAREER STATISTICS



2025 Lipscomb Baseball

Individual Season/Career Summary for Lipscomb University (as of Mar 09, 2025)

(All games Sorted by Batting avg)

Record: 4-10 Home: 4-8 Away: 0-2 ASUN: 0-0

Player	SEASON													CAREER												
	Avg	G-GS	AB	R	H	2B	3B	HR	RBI	BB	Hbp	SO	Sb-Att	Avg	G-GS	AB	R	H	2B	3B	HR	RBI	BB	Hbp	SO	Sb-Att
31 Ryan Austin	.357	8-6	14	3	5	0	0	2	4	4	1	7	0-2	.444	6-4	9	2	4	0	0	1	3	3	1	3	0-2
5 Jake Berg	.340	14-14	50	9	17	4	0	0	6	9	4	10	2-6	.233	90-86	292	54	68	11	1	4	43	72	18	78	19-28
8 Brady Miller	.323	12-8	31	6	10	2	1	0	3	3	2	8	1-1	.348	10-6	23	5	8	2	1	0	2	3	1	7	1-1
11 David Coppedge	.281	14-14	57	8	16	5	1	2	11	4	1	13	3-3	.246	128-104	382	60	94	21	2	17	53	45	26	101	18-23
16 Parks Bouck	.265	9-9	34	6	9	1	0	1	8	4	1	6	0-1	.269	118-110	391	77	105	15	0	13	59	56	18	76	19-22
12 Kai Holm	.258	10-8	31	3	8	1	0	0	1	4	0	9	2-3	.217	8-6	23	3	5	0	0	0	0	4	0	7	0-1
23 Aaron Stelogeannis	.245	13-13	53	7	13	1	0	0	3	5	0	18	1-1	.260	12-12	50	7	13	1	0	0	3	5	0	15	1-1
22 Damion Kenealy Jr	.212	13-13	52	8	11	2	0	4	10	4	1	8	1-2	.220	12-12	50	8	11	2	0	4	10	4	0	7	1-1
2 Casey Sunseri	.200	8-6	15	2	3	0	0	1	1	3	0	3	0-0	.200	8-6	15	2	3	0	0	1	1	3	0	3	0-0
24 Alejandro Ludeiro	.154	5-5	13	1	2	0	0	0	1	2	0	4	0-0	.000	4-4	9	0	0	0	0	0	1	2	0	2	0-0
6 Collin Goda	.143	5-2	7	2	1	0	0	0	1	3	0	3	2-2	.500	3-0	2	1	1	0	0	0	0	1	0	0	2-2
21 Corey Boyette	.143	5-2	7	2	1	0	0	0	0	4	0	2	0-0	.143	4-2	7	1	1	0	0	0	0	2	0	2	0-0
15 Keaton Mahan	.140	12-12	43	4	6	1	0	0	5	7	3	9	1-2	.154	11-11	39	4	6	1	0	0	5	7	3	7	0-1
25 Jacob Tobias	.098	13-12	41	4	4	0	0	1	3	7	2	16	1-1	.176	45-40	142	15	25	7	0	3	21	17	5	47	2-2
39 Kc Anchors	.000	2-2	6	0	0	0	0	0	0	0	0	3	0-0	.000	1-1	4	0	0	0	0	0	0	0	0	1	0-0
9 Lawson Tea	.000	2-0	3	0	0	0	0	0	0	0	0	2	0-0	.000	0-0	0	0	0	0	0	0	0	0	0	0	0-0
18 Kevin Hammond	.000	3-0	1	0	0	0	0	0	0	0	0	0	0-0	.000	2-0	1	0	0	0	0	0	0	0	0	0	0-0
Totals	.231	14-14	458	65	106	17	2	11	57	63	15	121	14-24													
Opponents	.286	14-14	493	96	141	25	1	15	89	71	19	99	16-24													

(All games Sorted by Earned run avg)

Player	SEASON													CAREER												
	ERA	W-L	App	GS	CG	Sho	Sv	IP	H	R	ER	BB	SO	ERA	W-L	App	GS	CG	Sho	Sv	IP	H	R	ER	BB	SO
19 Bryce Houghton	0.00	0-0	3	0	0	0	0	4.1	3	0	0	2	5	4.32	1-0	17	1	0	0	0	16.2	17	9	8	15	13
38 Brock Puckett	0.00	0-1	4	0	0	0	0	3.1	3	1	0	2	4	4.76	0-1	12	0	0	0	0	11.1	11	7	6	12	6
41 Caleb Pica	1.80	0-0	2	0	0	0	0	5.0	2	1	1	2	4	1.80	0-0	2	0	0	0	0	5.0	2	1	1	2	4
50 Tanner Lyne	4.30	0-0	4	3	0	0	0	14.2	18	9	7	4	6	5.56	1-3	18	5	0	0	0	34.0	45	29	21	16	28
17 Jake Poindexter	4.87	1-2	4	4	0	0	0	20.1	26	12	11	10	18	5.73	5-6	19	14	1	0	0	77.0	85	51	49	29	50
37 Rigo Ramos	5.29	1-3	4	4	0	0	0	17.0	15	10	10	12	11	4.80	1-2	3	3	0	0	0	15.0	11	8	8	10	9
35 Cole O'Brien	5.54	1-0	5	2	0	0	0	13.0	15	10	8	10	8	5.54	1-0	5	2	0	0	0	13.0	15	10	8	10	8
29 Collin Bosley-Smith	5.68	0-0	5	0	0	0	0	6.1	6	6	4	4	7	3.38	0-0	4	0	0	0	0	5.1	4	4	2	3	6
28 Adam Switalski	6.00	0-0	2	0	0	0	0	6.0	5	4	4	3	4	6.75	0-2	9	0	0	0	0	10.2	11	8	8	7	13
49 Kaleb Kantola	6.00	0-2	5	0	0	0	1	6.0	5	4	4	3	5	6.13	1-7	21	8	0	0	2	39.2	34	30	27	33	50
27 Jake Lynch	6.43	0-1	6	0	0	0	0	7.0	14	7	5	2	8	6.58	1-3	30	1	0	0	0	39.2	46	37	29	24	34
10 Jace Trautner	6.57	0-0	7	0	0	0	0	12.1	8	9	9	5	6	3.97	0-0	6	0	0	0	0	11.1	7	5	5	3	4
13 Davis Rokose	13.50	1-0	4	0	0	0	0	5.1	6	8	8	6	8	16.20	1-0	3	0	0	0	0	3.1	3	6	6	5	5
30 Cameron Guise	16.88	0-1	2	1	0	0	0	2.2	7	6	5	1	2	16.88	0-1	2	1	0	0	0	2.2	7	6	5	1	2
7 Joey Mitchell	22.09	0-0	3	0	0	0	0	3.2	8	9	9	5	3	8.04	0-0	36	1	0	0	1	59.1	64	55	53	39	59
Totals	6.02	4-10	14	14	0	1	1	127.0	141	96	85	71	99													
Opponents	4.08	10-4	14	14	0	2	1	125.2	106	65	67	63	121													

Player	SEASON										CAREER									
	CH	PO	A	E	Fld%	SBA	CSB	SBA%	PB	CI	Ch	PO	A	E	Fld%	SBA	CSB	SBA%	PB	CI
12 Kai Holm	31	13	18	0	1.000	0	0	---	0	0	29	12	17	0	1.000	0	0	---	0	0
31 Ryan Austin	17	17	0	0	1.000	0	0	---	0	0	14	14	0	0	1.000	0	0	---	0	0
2 Casey Sunseri	13	13	0	0	1.000	0	0	---	0	0	13	13	0	0	1.000	0	0	---	0	0
18 Kevin Hammond	8	8	0	0	1.000	1	0	1.000	0	0	6	6	0	0	1.000	1	0	1.000	0	0
15 Keaton Mahan	6	6	0	0	1.000	0	0	---	0	0	6	6	0	0	1.000	0	0	---	0	0
37 Rigo Ramos	3	0	3	0	1.000	1	3	.250	0	0	3	0	3	0	1.000	1	2	.333	0	0
50 Tanner Lyne	2	1	1	0	1.000	0	0	---	0	0	6	4	1	1	.833	1	1	.500	0	0
17 Jake Poindexter	2	0	2	0	1.000	1	1	.500	0	0	10	5	5	0	1.000	10	3	.769	0	0
21 Corey Boyette	2	2	0	0	1.000	0	0	---	0	0	2	2	0	0	1.000	0	0	---	0	0
9 Lawson Tea	2	2	0	0	1.000	0	0	---	0	0	0	0	0	0	.000	0	0	---	0	0
29 Collin Bosley-Smith	1	0	1	0	1.000	3	1	.750	0	0	1	0	1	0	1.000	2	1	.667	0	0
27 Jake Lynch	1	0	1	0	1.000	0	0	---	0	0	11	4	6	1	.909	9	1	.900	0	0
10 Jace Trautner	1	1	0	0	1.000	1	0	1.000	0	0	1	1	0	0	1.000	1	0	1.000	0	0
38 Brock Puckett	1	0	1	0	1.000	2	0	1.000	0	0	3	1	2	0	1.000	3	0	1.000	0	0
7 Joey Mitchell	1	0	1	0	1.000	1	0	1.000	0	0	15	2	12	1	.933	5	2	.714	0	0
11 David Coppedge	46	17	28	1	.978	0	0	---	0	0	291	108	171	12	.959	0	0	---	0	0
5 Jake Berg	85	74	9	2	.976	10	5	.667	5	0	387	350	28	9	.977	48	11	.814	16	1
23 Aaron Stelogeannis	36	35	0	1	.972	0	0	---	0	0	35	34	0	1	.971	0	0	---	0	0
22 Damion Kenealy Jr	105	94	8	3	.971	0	0	---	0	0	101	90	8	3	.970	0	0	---	0	0
24 Alejandro Ludeiro	32	27	4	1	.969	5	2	.714	1	0	24	20	3	1	.958	4	1	.800	1	0
16 Parks Bouck	45	21	22	2	.956	0	0	---	0	0	413	193	203	17	.959	0	0	---	0	0
8 Brady Miller	40	10	28	2	.950	0	0	---	0	0	29	7	20	2	.931	0	0	---	0	0
25 Jacob Tobias	34	31	0	3	.912	0	0	---	0	0	46	42	0	4	.913	0	0	---	0	0
6 Collin Goda	8	7	0	1	.875	0	0	---	0	0	2	2	0	0	1.000	0	0	---	0	0
35 Cole O'Brien	6	2	3	1	.833	2	1	.667	0	0	6	2	3	1	.833	2	1	.667	0	0
19 Bryce Houghton	0	0	0	0	.000	0	0	---	0	0	6	1	4	1	.833	4	1	.800	0	0
30 Cameron Guise	0	0	0	0	.000	1	0	1.000	0	0	0	0	0	0	.000	1	0	1.000	0	0
13 Davis Rokose	0	0	0	0	.000	2	0	1.000	0	0	0	0	0	0	.000	1	0	1.000	0	0
49 Kaleb Kantola	0	0	0	0	.000	2	1	.667	0	0	5	0	5	0	1.000	9	1	.900	0	0
28 Adam Switalski	0	0	0	0	.000	0	1	.000	0	0	0	0	0	0	.000	1	1	.500	0	0
41 Caleb Pica	0	0	0	0	.000	0	0	---	0	0	0	0	0	0	.000	0	0	---	0	0
39 Kc Anchors	0	0	0	0	.000	0	0	---	0	0	0	0	0	0	.000	0	0	---	0	0
Totals	528	381	130	17	.968	16	8	.667	6	0										
Opponents	535	377	138	20	.963	14	10	.583	3	0										

2024 ASUN SEASON STATISTICS

2024 Lipscomb Bisons
Conference statistics for LIPSCOMB (as of Feb 12, 2025)
(ASUN games only Sorted by Batting avg)

Record: 15-15 Home: 9-6 Away: 6-9 ASUN: 15-15

Player	avg	gp-gs	ab	r	h	2b	3b	hr	rbi	tb	slg%	bb	hp	so	gdp	ob%	sf	sh	sb-att	po	a	e	fld%
30 WILLHOITE, Trace	.349	30-30	109	25	38	7	1	13	44	86	.789	20	7	31	3	.461	5	0	3-3	32	69	9	.918
11 COPPEDGE, David	.337	28-26	92	16	31	6	1	5	14	54	.587	16	6	23	1	.465	0	1	3-4	27	74	2	.981
35 LUNDGRIN, Mason	.330	30-30	112	33	37	6	0	4	23	55	.491	20	9	19	1	.465	1	0	4-5	250	13	4	.985
21 VERGARA, Alex	.302	30-30	126	41	38	11	0	11	28	82	.651	18	2	33	0	.397	0	0	4-7	73	0	0	1.000
15 RICHEY, Carter	.300	14-12	40	4	12	1	0	1	5	16	.400	3	1	11	1	.356	1	2	1-1	4	7	1	.917
22 KELLY, Austin	.276	30-30	123	23	34	3	0	8	34	61	.496	8	3	18	1	.324	5	0	3-4	160	13	2	.989
16 BOUCK, Parks	.262	30-30	107	22	28	4	0	3	14	41	.383	18	4	25	1	.385	1	0	7-8	69	57	2	.984
23 LEE, Will	.239	30-30	92	15	22	3	0	3	15	34	.370	29	11	24	0	.466	1	1	1-5	70	0	0	1.000
25 TOBIAS, Jacob	.238	24-22	80	11	19	5	0	2	16	30	.375	8	3	22	0	.330	0	0	1-1	10	0	1	.909
2 FALLON, Adam	.217	15-5	23	9	5	2	0	0	4	7	.304	5	1	5	1	.367	1	1	3-4	7	1	0	1.000
12 HETHERINGTON, Kyle	.190	20-9	21	10	4	0	0	2	5	10	.476	11	1	9	0	.471	1	1	3-3	15	0	0	1.000
5 BERG, Jake	.133	5-4	15	1	2	0	0	0	1	3	.333	1	1	4	0	.235	0	0	0-0	16	1	1	.944
10 BOUGHTON, Noah	.091	6-2	11	1	1	0	0	0	1	1	.091	2	0	4	2	.231	0	0	0-0	0	0	0	.000
4 STAPLETON, Travis	.091	5-3	11	4	1	0	0	1	2	4	.364	1	0	6	0	.167	0	0	0-0	11	1	0	1.000
1 PACHECO, Jesus	.042	13-7	24	4	1	0	0	0	0	1	.042	4	0	2	0	.179	0	2	0-0	2	23	1	.962
Totals	.277	30	986	219	273	48	2	54	208	487	.494	164	49	236	11	.400	16	8	33-45	762	279	24	.977
Opponents	.290	30	1020	194	296	58	9	38	186	486	.476	104	41	184	13	.375	10	9	45-54	759	198	29	.971

LOB - Team (245), Opp (228). DPs turned - Team (22), Opp (20). IBB - Team (1), VERGARA, A 1, Opp (5). Picked off - BERG, J 1, TOBIAS, J 1, COPPEDGE, D 1, BOUCK, P 1, FALLON, A 1.

(ASUN games only Sorted by Earned run avg)

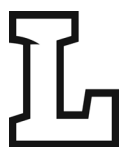
Player	era	w-l	app	gs	cg	sho	sv	ip	h	r	er	bb	so	2b	3b	hr	b/avg	wp	hp	bk	sfa	sha
28 SWITALSKI, Adam	0.00	0-0	1	0	0	0/0	0	2.0	2	0	0	0	3	1	0	0	.286	1	1	0	0	0
45 COOKE, Evan	0.00	0-0	1	0	0	0/0	0	1.0	1	0	0	0	2	1	0	0	.333	0	0	0	1	0
41 LAJOIE, Josh	0.00	0-0	1	0	0	0/0	0	1.0	0	0	0	1	3	0	0	0	.000	1	0	0	0	0
24 WITZKE, Collin	0.68	1-0	11	0	0	0/0	4	13.1	8	1	1	7	16	3	0	0	.174	0	1	0	1	1
50 LYNE, Tanner	3.18	0-0	5	0	0	0/0	0	5.2	5	2	2	4	4	2	0	1	.227	0	0	0	0	0
13 BREWER, Alex	4.50	5-2	10	10	0	0/0	0	58.0	58	35	29	17	39	11	2	12	.259	3	8	0	1	2
17 POINDEXTER, Jake	5.36	4-4	11	9	1	0/0	0	48.2	51	31	29	12	30	12	1	6	.267	3	11	1	2	0
43 FRANK, Hayden	5.93	1-0	4	4	0	0/0	0	13.2	21	11	9	1	12	5	1	0	.350	1	1	0	1	0
27 LYNCH, Jake	6.98	1-1	14	0	0	0/0	0	19.1	19	16	15	8	15	2	0	2	.250	1	3	0	0	0
32 KUTZ, RYAN	7.14	0-3	10	6	0	0/0	0	29.0	38	25	23	8	16	8	2	5	.314	1	8	1	3	1
7 MITCHELL, Joey	7.20	0-0	5	0	0	0/0	0	5.0	3	4	4	6	5	0	0	0	.176	0	0	0	0	0
34 DUNKELBERGER,Micha	8.00	0-1	8	1	0	0/0	0	27.0	39	25	24	10	15	7	2	3	.339	1	4	0	0	4
37 HARMON, Evan	8.38	2-0	9	0	0	0/0	0	9.2	9	9	9	16	11	1	0	0	.250	1	2	0	0	0
38 PUCKETT, Brock	9.00	0-0	1	0	0	0/0	0	1.0	1	1	1	1	0	0	0	1	.250	0	0	0	0	0
26 GILES, Chandler	12.64	1-2	11	0	0	0/0	0	15.2	31	24	22	7	9	4	0	8	.413	1	2	0	0	1
19 HOUGHTON, Bryce	18.00	0-0	1	0	0	0/0	0	1.0	2	2	2	2	1	0	1	0	.400	0	0	0	0	0
55 WILSON, Ben	23.14	0-2	3	0	0	0/0	1	2.1	5	6	6	4	3	0	0	0	.500	1	0	0	1	0
44 SHEPPARD, Carter	27.00	0-0	1	0	0	0/0	0	0.2	3	2	2	0	0	1	0	0	.600	1	0	0	0	0
Totals	6.17	15-15	30	30	1	0/0	5	254.0	296	194	174	104	184	58	9	38	.290	16	41	2	10	9
Opponents	6.69	15-15	30	30	1	1/1	7	253.0	273	219	188	164	236	48	2	54	.277	21	49	2	16	8

PB - Team (4), KELLY, A 2, STAPLETON, T 1, BERG, J 1, Opp (5). Pickoffs - Team (2), FRANK, H 1, WITZKE, C 1, Opp (5). SBA/ATT - KELLY, A (36-44), POINDEXTER (8-10), BREWER, A (6-9), FRANK, H (6-7), BERG, J (5-6), LYNCH, J (5-5), WITZKE, C (4-4), GILES, C (4-4), HARMON, E (2-4), STAPLETON, T (4-4), DUNKELBERGER (4-4), KUTZ, R (3-3), LYNE, T (0-1), SHEPPARD, C (1-1), HOUGHTON, B (1-1), MITCHELL, J (1-1).

2024 ASUN SEASON STATISTICS

2024 Lipscomb Bisons
Conference statistics for LIPSCOMB (as of Feb 12, 2025)
(ASUN games only Sorted by Fielding pct)

Player	c	po	a	e	fld%	dp	sba	csb	sba%	pb	ci
21 VERGARA, Alex	73	73	0	0	1.000	0	0	0	---	0	0
23 LEE, Will	70	70	0	0	1.000	0	0	0	---	0	0
12 HETHERINGTON, Kyle	15	15	0	0	1.000	0	0	0	---	0	0
4 STAPLETON, Travis	12	11	1	0	1.000	0	4	0	1.000	1	0
2 FALLON, Adam	8	7	1	0	1.000	0	0	0	---	0	0
13 BREWER, Alex	8	4	4	0	1.000	0	6	3	.667	0	0
34 DUNKELBERGER, Micha	6	0	6	0	1.000	1	4	0	1.000	0	0
17 POINDEXTER, Jake	6	5	1	0	1.000	0	8	2	.800	0	0
27 LYNCH, Jake	5	2	3	0	1.000	0	5	0	1.000	0	0
32 KUTZ, RYAN	4	2	2	0	1.000	0	3	0	1.000	0	0
24 WITZKE, Collin	2	1	1	0	1.000	0	4	0	1.000	0	0
50 LYNE, Tanner	2	2	0	0	1.000	0	0	1	.000	0	0
26 GILES, Chandler	1	0	1	0	1.000	0	4	0	1.000	0	0
7 MITCHELL, Joey	1	0	1	0	1.000	0	1	0	1.000	0	0
22 KELLY, Austin	175	160	13	2	.989	1	36	8	.818	2	0
35 LUNDGRIN, Mason	267	250	13	4	.985	19	0	0	---	0	0
16 BOUCK, Parks	128	69	57	2	.984	14	0	0	---	0	0
11 COPPEDGE, David	103	27	74	2	.981	5	0	0	---	0	0
1 PACHECO, Jesus	26	2	23	1	.962	3	0	0	---	0	0
5 BERG, Jake	18	16	1	1	.944	0	5	1	.833	1	0
30 WILLHOITE, Trace	110	32	69	9	.918	13	0	0	---	0	0
15 RICHEY, Carter	12	4	7	1	.917	0	0	0	---	0	0
25 TOBIAS, Jacob	11	10	0	1	.909	0	0	0	---	0	0
43 FRANK, Hayden	2	0	1	1	.500	0	6	1	.857	0	0
45 COOKE, Evan	0	0	0	0	.000	0	0	0	---	0	0
41 LAJOIE, Josh	0	0	0	0	.000	0	0	0	---	0	0
38 PUCKETT, Brock	0	0	0	0	.000	0	0	0	---	0	0
28 SWITALSKI, Adam	0	0	0	0	.000	0	0	0	---	0	0
10 BOUGHTON, Noah	0	0	0	0	.000	0	0	0	---	0	0
19 HOUGHTON, Bryce	0	0	0	0	.000	0	1	0	1.000	0	0
44 SHEPPARD, Carter	0	0	0	0	.000	0	1	0	1.000	0	0
37 HARMON, Evan	0	0	0	0	.000	0	2	2	.500	0	0
55 WILSON, Ben	0	0	0	0	.000	0	0	0	---	0	0
Totals	1065	762	279	24	.977	22	45	9	.833	4	0
Opponents	986	759	198	29	.971	20	33	12	.733	5	0

GAMES SUMMARY

2025 Lipscomb Baseball
 Games Summary for Lipscomb University (as of Mar 09, 2025)
 (All games)

Score by innings	1	2	3	4	5	6	7	8	9	EX	Total
Lipscomb University	7	5	8	6	5	4	12	9	7	2	65
Opponents	5	16	12	5	13	17	11	9	6	2	96

Record when ...

Overall	4-10	After 6 leading	2-1
Conference	0-0 trailing	1-7
Non-Conference	4-10 tied	1-2
Home games	4-8	After 7 leading	3-0
Away games	0-2 trailing	1-8
Neutral site	0-0 tied	0-1
Day games	4-10	After 8 leading	3-0
Night games	0-0 trailing	1-7
vs Left starter	2-3 tied	0-2
vs Right starter	2-7		
1-Run games	1-3	Hit 0 home runs	1-5
2-Run games	1-1	... 1 home run	3-3
5+Run games	1-6	... 2+ home runs	0-2
Extra innings	1-1		
Shutouts	1-2	Opponent 0 home runs	3-1
	 1 home run	1-4
Scoring 0-2 runs	0-4 2+ HRs	0-5
..... 3-5 runs	1-4		
..... 6-9 runs	2-2	Made 0 errors	2-4
..... 10+ runs	1-0 1 error	0-2
	 2+ errors	2-4
Opponent 0-2 runs	2-0		
..... 3-5 runs	1-4	Opp. made 0 errors	0-4
..... 6-9 runs	0-2 1 error	1-4
..... 10+ runs	1-4 2+ errors	3-2
Scored in 1st inning	1-2	Out-hit opponent	3-2
Opp. scored in 1st	0-3	Out-hit by opponent	1-7
Scores first	3-2	Hits are tied	0-1
Opp. scores first	1-8		

Record when team scores:

Runs	0	1	2	3	4	5	6	7	8	9	10+
W-L	0-2	0-1	0-1	1-1	0-2	0-1	0-1	0-0	1-0	1-1	1-0

Record when opponent scores:

Runs	0	1	2	3	4	5	6	7	8	9	10+
W-L	1-0	1-0	0-0	0-0	0-1	1-3	0-0	0-1	0-1	0-0	1-4

Record when leading after:

Inn.	1	2	3	4	5	6	7	8
W-L	1-2	2-2	2-3	3-2	3-2	2-1	3-0	3-0

Record when trailing after:

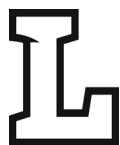
Inn.	1	2	3	4	5	6	7	8
W-L	0-2	1-7	1-6	1-5	1-6	1-7	1-8	1-7

Record when tied after:

Inn.	1	2	3	4	5	6	7	8
W-L	3-6	1-1	1-1	0-3	0-2	1-2	0-1	0-2

Current losing streak: 2
 Longest winning streak: 2
 Longest losing streak: 5

Home attendance : 3370 (12 dates avg = 280)
 Away attendance : 8592 (2 dates avg = 4296)
 Total attendance: 11962 (14 dates avg = 854)

MISCELLANEOUS STATS

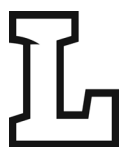
2025 Lipscomb Baseball
 Miscellaneous Stats for Lipscomb University (as of Mar 09, 2025)
 (All games)

Multiple Hit Games	2	3	4	5+	Total
5 Jake Berg	6	-	-	-	6
23 Aaron Stelogeannis	5	-	-	-	5
11 David Coppedge	3	1	-	-	4
12 Kai Holm	3	-	-	-	3
16 Parks Bouck	3	-	-	-	3
8 Brady Miller	2	-	-	-	2
22 Damion Kenealy Jr	1	1	-	-	2
2 Casey Sunseri	-	1	-	-	1
31 Ryan Austin	1	-	-	-	1
24 Alejandro Ludeiro	1	-	-	-	1
TEAM	25	3	0	0	28

Multiple RBI Games	2	3	4	5+	Total
11 David Coppedge	3	1	-	-	4
22 Damion Kenealy Jr	3	-	-	-	3
16 Parks Bouck	2	-	-	-	2
25 Jacob Tobias	-	1	-	-	1
31 Ryan Austin	1	-	-	-	1
5 Jake Berg	1	-	-	-	1
15 Keaton Mahan	1	-	-	-	1
TEAM	11	2	0	0	13

Hitting Streaks	Longest	Current
5 Jake Berg	8	8
11 David Coppedge	6	1
8 Brady Miller	5	5
22 Damion Kenealy Jr	4	-
23 Aaron Stelogeannis	4	-
16 Parks Bouck	4	4
31 Ryan Austin	3	-
15 Keaton Mahan	2	-
12 Kai Holm	2	2
2 Casey Sunseri	1	-
21 Corey Boyette	1	-
25 Jacob Tobias	1	-
24 Alejandro Ludeiro	1	1
6 Collin Goda	1	-

Reached Base Streaks	Longest	Current
5 Jake Berg	12	12
16 Parks Bouck	7	7
31 Ryan Austin	7	-
8 Brady Miller	6	6
11 David Coppedge	6	1
22 Damion Kenealy Jr	5	2
23 Aaron Stelogeannis	5	-
12 Kai Holm	5	5
25 Jacob Tobias	4	3
21 Corey Boyette	3	1
15 Keaton Mahan	3	-
2 Casey Sunseri	3	-
24 Alejandro Ludeiro	2	1
6 Collin Goda	2	1

MISCELLANEOUS STATS

2025 Lipscomb Baseball
 Miscellaneous Stats for Lipscomb University (as of Mar 09, 2025)
 (All games)

Starting Lineup By Position
 (Team W-L record when starter)
PITCHER:

17 Jake Poindexter	4	(1-3)
37 Rigo Ramos	4	(1-3)
50 Tanner Lyne	3	(1-2)
35 Cole O'Brien	2	(1-1)
30 Cameron Guise	1	(0-1)

CATCHER:

5 Jake Berg	9	(3-6)
24 Alejandro Ludeiro	5	(1-4)

FIRST BASE:

22 Damion Kenealy J	11	(2-9)
31 Ryan Austin	3	(2-1)

SECOND BASE:

8 Brady Miller	8	(1-7)
12 Kai Holm	4	(1-3)
22 Damion Kenealy J	2	(2-0)

THIRD BASE:

11 David Coppedge	14	(4-10)
-------------------	----	--------

SHORTSTOP:

16 Parks Bouck	9	(3-6)
12 Kai Holm	4	(1-3)
23 Aaron Stelogeanni	1	(0-1)

LEFT FIELD:

2 Casey Sunseri	5	(0-5)
5 Jake Berg	4	(1-3)
31 Ryan Austin	2	(1-1)
6 Collin Goda	1	(0-1)
21 Corey Boyette	1	(1-0)
15 Keaton Mahan	1	(1-0)

CENTER FIELD:

23 Aaron Stelogeanni	12	(4-8)
5 Jake Berg	1	(0-1)
6 Collin Goda	1	(0-1)

RIGHT FIELD:

25 Jacob Tobias	12	(3-9)
15 Keaton Mahan	1	(1-0)
31 Ryan Austin	1	(0-1)

DESIGNATED HITTER:

15 Keaton Mahan	10	(2-8)
39 Kc Anchors	2	(1-1)
2 Casey Sunseri	1	(0-1)
21 Corey Boyette	1	(1-0)

Starting Lineup By Lineup Spot
 (Team W-L record when starter)
LEADOFF:

23 Aaron Stelogeanni	10	(2-8)
8 Brady Miller	3	(1-2)
5 Jake Berg	1	(1-0)

2ND SPOT:

5 Jake Berg	12	(3-9)
12 Kai Holm	1	(0-1)
16 Parks Bouck	1	(1-0)

3RD SPOT:

16 Parks Bouck	7	(1-6)
11 David Coppedge	5	(2-3)
25 Jacob Tobias	1	(1-0)
5 Jake Berg	1	(0-1)

CLEANUP:

22 Damion Kenealy J	5	(2-3)
11 David Coppedge	3	(1-2)
15 Keaton Mahan	3	(1-2)
25 Jacob Tobias	3	(0-3)

5TH SPOT:

15 Keaton Mahan	6	(3-3)
11 David Coppedge	6	(1-5)
31 Ryan Austin	1	(0-1)
22 Damion Kenealy J	1	(0-1)

6TH SPOT:

25 Jacob Tobias	5	(1-4)
2 Casey Sunseri	2	(0-2)
15 Keaton Mahan	2	(0-2)
23 Aaron Stelogeanni	2	(1-1)
39 Kc Anchors	1	(0-1)
16 Parks Bouck	1	(1-0)
22 Damion Kenealy J	1	(1-0)

7TH SPOT:


22 Damion Kenealy J	6	(1-5)
25 Jacob Tobias	3	(1-2)
31 Ryan Austin	2	(1-1)
15 Keaton Mahan	1	(0-1)
24 Alejandro Ludeiro	1	(1-0)
12 Kai Holm	1	(0-1)

8TH SPOT:

24 Alejandro Ludeiro	4	(0-4)
2 Casey Sunseri	4	(0-4)
31 Ryan Austin	3	(2-1)
12 Kai Holm	2	(1-1)
39 Kc Anchors	1	(1-0)

9TH SPOT:

8 Brady Miller	5	(0-5)
12 Kai Holm	4	(1-3)
21 Corey Boyette	2	(2-0)
6 Collin Goda	2	(0-2)
23 Aaron Stelogeanni	1	(1-0)

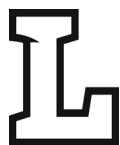


MISCELLANEOUS STATS

2025 Lipscomb Baseball
Miscellaneous Stats for Lipscomb University (as of Mar 09, 2025)
(All games)

STARTERS SUMMARY

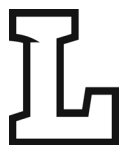
Player	GS	Position											Batting Order								
		p	c	1b	2b	3b	ss	lf	cf	rf	of	dh	1st	2nd	3rd	4th	5th	6th	7th	8th	9th
11 David Coppedg	14	14	5	3	6
5 Jake Berg	14	.	9	4	1	.	.	.	1	12	1
23 Aaron Steloge	13	1	.	12	.	.	.	10	2	.	.	1
22 Damion Keneal	13	.	.	11	2	5	1	1	6	.	.
15 Keaton Mahan	12	1	.	1	.	10	.	.	.	3	6	2	1	.	.
25 Jacob Tobias	12	12	1	3	.	5	3	.	.
16 Parks Bouck	9	9	1	7	.	.	1	.	.	.
12 Kai Holm	8	.	.	.	4	.	4	1	1	2	4
8 Brady Miller	8	.	.	.	8	3	5
2 Casey Sunseri	6	5	.	.	.	1	2	.	4	.
31 Ryan Austin	6	.	.	3	.	.	.	2	.	1	1	.	2	3	.
24 Alejandro Lude	5	.	5	1	4	.
37 Rigo Ramos	4	4
17 Jake Poindexte	4	4
50 Tanner Lyne	3	3
39 Kc Anchors	2	2	1	.	1	.
6 Collin Goda	2	1	1	2
35 Cole O'Brien	2	2
21 Corey Boyette	2	1	.	.	.	1	2
30 Cameron Guise	1	1

TEAM BATTING LEADERS

2025 Lipscomb Baseball
Batting Leaders for Lipscomb University (as of Mar 09, 2025)
(All games)

Hitting minimums - 1 Games 2.0 TPA/Game
 Pitching minimums - 1 Games 10 IP


Batting avg		Slugging pct		On base pct	
1. 5 Jake Berg	.340	1. 11 David Coppedge	.509	1. 5 Jake Berg	.469
2. 8 Brady Miller	.323	2. 22 Damion Kenealy Jr	.481	2. 8 Brady Miller	.405
3. 11 David Coppedge	.281	3. 8 Brady Miller	.452	3. 16 Parks Bouck	.359
4. 16 Parks Bouck	.265	4. 5 Jake Berg	.420	4. 12 Kai Holm	.343
5. 12 Kai Holm	.258	5. 16 Parks Bouck	.382	5. 11 David Coppedge	.328
Runs scored		Hits		Runs batted in	
1. 5 Jake Berg	9	1. 5 Jake Berg	17	1. 11 David Coppedge	11
2. 11 David Coppedge	8	2. 11 David Coppedge	16	2. 22 Damion Kenealy Jr	10
22 Damion Kenealy Jr	8	3. 23 Aaron Stelogeannis	13	3. 16 Parks Bouck	8
4. 23 Aaron Stelogeannis	7	4. 22 Damion Kenealy Jr	11	4. 5 Jake Berg	6
5. 2 tied at.....	6	5. 8 Brady Miller	10	5. 15 Keaton Mahan	5
Doubles		Triples		Home runs	
1. 11 David Coppedge	5	1. 8 Brady Miller	1	1. 22 Damion Kenealy Jr	4
2. 5 Jake Berg	4	11 David Coppedge	1	2. 31 Ryan Austin	2
3. 22 Damion Kenealy Jr	2			11 David Coppedge	2
8 Brady Miller	2			4. 3 tied at.....	1
5. 4 tied at.....	1				
Total bases		Walks		Hit by pitch	
1. 11 David Coppedge	29	1. 5 Jake Berg	9	1. 5 Jake Berg	4
2. 22 Damion Kenealy Jr	25	2. 25 Jacob Tobias	7	2. 15 Keaton Mahan	3
3. 5 Jake Berg	21	15 Keaton Mahan	7	3. 25 Jacob Tobias	2
4. 23 Aaron Stelogeannis	14	4. 23 Aaron Stelogeannis	5	8 Brady Miller	2
8 Brady Miller	14	5. 6 tied at.....	4	5. 4 tied at.....	1
Sac bunts		Sac flies		Stolen bases	
1. 5 Jake Berg	2	1. 11 David Coppedge	2	1. 11 David Coppedge	3
16 Parks Bouck	2	2. 15 Keaton Mahan	1	2. 6 Collin Goda	2
3. 12 Kai Holm	1	8 Brady Miller	1	12 Kai Holm	2
23 Aaron Stelogeannis	1	24 Alejandro Ludeiro	1	5 Jake Berg	2
6 Collin Goda	1	5 Jake Berg	1	5. 5 tied at.....	1
Caught stealing		Steal attempts		Stolen base pct	
1. 5 Jake Berg	4	1. 5 Jake Berg	6	1. 11 David Coppedge	1.000
2. 31 Ryan Austin	2	2. 12 Kai Holm	3	23 Aaron Stelogeannis	1.000
3. 4 tied at..	1	11 David Coppedge	3	25 Jacob Tobias	1.000
		4. 4 tied at.....	2	8 Brady Miller	1.000
				5. 12 Kai Holm	.667
Strikeouts		Grounded into DP		Total plate appearances	
1. 23 Aaron Stelogeannis	18	1. 25 Jacob Tobias	1	1. 5 Jake Berg	66
2. 25 Jacob Tobias	16	23 Aaron Stelogeannis	1	2. 11 David Coppedge	64
3. 11 David Coppedge	13	12 Kai Holm	1	3. 23 Aaron Stelogeannis	59
4. 5 Jake Berg	10			4. 22 Damion Kenealy Jr	57
5. 2 tied at..	9			5. 15 Keaton Mahan	54
At bats		Games played		Game starts	
1. 11 David Coppedge	57	1. 11 David Coppedge	14	1. 11 David Coppedge	14
2. 23 Aaron Stelogeannis	53	5 Jake Berg	14	5 Jake Berg	14
3. 22 Damion Kenealy Jr	52	3. 23 Aaron Stelogeannis	13	3. 23 Aaron Stelogeannis	13
4. 5 Jake Berg	50	25 Jacob Tobias	13	22 Damion Kenealy Jr	13
5. 15 Keaton Mahan	43	22 Damion Kenealy Jr	13	5. 2 tied at.....	12
Games as sub					
1. 8 Brady Miller	4				
2. 18 Kevin Hammond	3				
6 Collin Goda	3				
21 Corey Boyette	3				
5. 4 tied at....	2				

TEAM PITCHING LEADERS

2025 Lipscomb Baseball
Pitching Leaders for Lipscomb University (as of Mar 09, 2025)
(All games)

Hitting minimums - 1 Games 2.0 TPA/Game
Pitching minimums - 1 Games 10 IP

Earned run avg		Opposing bat avg		Won-loss pct	
1. 50 Tanner Lyne	4.30	1. 10 Jace Trautner	.186	1. 35 Cole O'Brien	1.000
2. 17 Jake Poindexter	4.87	2. 37 Rigo Ramos	.246	2. 17 Jake Poindexter	.333
3. 37 Rigo Ramos	5.29	3. 35 Cole O'Brien	.300	3. 37 Rigo Ramos	.250
4. 35 Cole O'Brien	5.54	50 Tanner Lyne	.300	4. 10 Jace Trautner	.000
5. 10 Jace Trautner	6.57	5. 17 Jake Poindexter	.310	50 Tanner Lyne	.000
Wins		Losses		Saves	
1. 13 Davis Rokose	1	1. 37 Rigo Ramos	3	1. 49 Kaleb Kantola	1
35 Cole O'Brien	1	2. 17 Jake Poindexter	2		
17 Jake Poindexter	1	49 Kaleb Kantola	2		
37 Rigo Ramos	1	4. 3 tied at.....	1		
Innings pitched		Batters struck out		Appearances	
1. 17 Jake Poindexter	20.1	1. 17 Jake Poindexter	18	1. 10 Jace Trautner	7
2. 37 Rigo Ramos	17.0	2. 37 Rigo Ramos	11	2. 27 Jake Lynch	6
3. 50 Tanner Lyne	14.2	3. 27 Jake Lynch	8	3. 35 Cole O'Brien	5
4. 35 Cole O'Brien	13.0	35 Cole O'Brien	8	49 Kaleb Kantola	5
5. 10 Jace Trautner	12.1	13 Davis Rokose	8	29 Collin Bosley-Smith	5
Games started		Games finished		Games in relief	
1. 17 Jake Poindexter	4	1. 49 Kaleb Kantola	3	1. 10 Jace Trautner	7
37 Rigo Ramos	4	2. 35 Cole O'Brien	2	2. 27 Jake Lynch	6
3. 50 Tanner Lyne	3	38 Brock Puckett	2	3. 29 Collin Bosley-Smith	5
4. 35 Cole O'Brien	2	10 Jace Trautner	2	49 Kaleb Kantola	5
5. 30 Cameron Guise	1	5. 5 tied at.....	1	5. 2 tied at.....	4
Wild pitches		Balks		Hit batters	
1. 28 Adam Switalski	2			1. 10 Jace Trautner	3
17 Jake Poindexter	2			35 Cole O'Brien	3
37 Rigo Ramos	2			27 Jake Lynch	3
29 Collin Bosley-Smith	2			4. 37 Rigo Ramos	2
41 Caleb Pica	2			28 Adam Switalski	2
Intentional BB allowed		Runners picked off		Batters SO out looking	
1. 35 Cole O'Brien	1	1. 37 Rigo Ramos	1	1. 17 Jake Poindexter	4
				19 Bryce Houghton	4
				3. 37 Rigo Ramos	3
				4. 5 tied at.....	2
Sac bunts allowed		Sac flies allowed		Hits allowed	
1. 35 Cole O'Brien	2	1. 35 Cole O'Brien	2	1. 10 Jace Trautner	8
17 Jake Poindexter	2	2. 27 Jake Lynch	1	2. 35 Cole O'Brien	15
3. 5 tied at.....	1	49 Kaleb Kantola	1	37 Rigo Ramos	15
		29 Collin Bosley-Smith	1	4. 50 Tanner Lyne	18
		50 Tanner Lyne	1	5. 17 Jake Poindexter	26
Runs allowed		Earned runs allowed		Walks allowed	
1. 50 Tanner Lyne	9	1. 50 Tanner Lyne	7	1. 50 Tanner Lyne	4
10 Jace Trautner	9	2. 35 Cole O'Brien	8	2. 10 Jace Trautner	5
3. 35 Cole O'Brien	10	3. 10 Jace Trautner	9	3. 17 Jake Poindexter	10
37 Rigo Ramos	10	4. 37 Rigo Ramos	10	35 Cole O'Brien	10
5. 17 Jake Poindexter	12	5. 17 Jake Poindexter	11	5. 37 Rigo Ramos	12
Doubles allowed		Triples allowed		Home runs allowed	
1. 10 Jace Trautner	1	1. 17 Jake Poindexter	0	1. 17 Jake Poindexter	1
2. 50 Tanner Lyne	2	10 Jace Trautner	0	35 Cole O'Brien	1
3. 37 Rigo Ramos	3	50 Tanner Lyne	0	50 Tanner Lyne	1
4. 35 Cole O'Brien	4	37 Rigo Ramos	0	4. 10 Jace Trautner	2
5. 17 Jake Poindexter	6	35 Cole O'Brien	0	5. 37 Rigo Ramos	4

TEAM FIELDING LEADERS

2025 Lipscomb Baseball
 Fielding Leaders for Lipscomb University (as of Mar 09, 2025)
(All games)

Hitting minimums - 1 Games
 Pitching minimums - 1 Games 10 IP

Fielding pct		Chances		Putouts	
1. 12 Kai Holm	1.000	1. 22 Damion Kenealy Jr	105	1. 22 Damion Kenealy Jr	94
31 Ryan Austin	1.000	2. 5 Jake Berg	85	2. 5 Jake Berg	74
2 Casey Sunseri	1.000	3. 11 David Coppedge	46	3. 23 Aaron Stelogeannis	35
18 Kevin Hammond	1.000	4. 16 Parks Bouck	45	4. 25 Jacob Tobias	31
15 Keaton Mahan	1.000	5. 8 Brady Miller	40	5. 24 Alejandro Ludeiro	27
Assists		Errors		Fielding double plays	
1. 8 Brady Miller	28	1. 25 Jacob Tobias	3	1. 22 Damion Kenealy Jr	11
11 David Coppedge	28	22 Damion Kenealy Jr	3	2. 16 Parks Bouck	7
3. 16 Parks Bouck	22	3. 16 Parks Bouck	2	3. 8 Brady Miller	5
4. 12 Kai Holm	18	8 Brady Miller	2	4. 12 Kai Holm	3
5. 5 Jake Berg	9	5 Jake Berg	2	11 David Coppedge	3
Stolen bases against		Caught stealing by		Steal attempts against	
1. 5 Jake Berg	10	1. 5 Jake Berg	5	1. 5 Jake Berg	15
2. 24 Alejandro Ludeiro	5	2. 37 Rigo Ramos	3	2. 24 Alejandro Ludeiro	7
3. 29 Collin Bosley-Smith	3	3. 24 Alejandro Ludeiro	2	3. 29 Collin Bosley-Smith	4
4. 4 tied at.....	2	4. 5 tied at.....	1	37 Rigo Ramos	4
Passed balls		Catchers interference		5. 2 tied at.....	3
1. 5 Jake Berg	5				
2. 24 Alejandro Ludeiro	1				

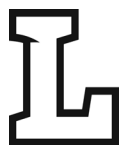
TEAM BATTING/PITCHING GAME BY GAME

2025 Lipscomb Baseball
Team Game-by-Game for Lipscomb University (as of Mar 09, 2025)
Batting (All games)

Date	Opponent	ab	r	h	rbi	2b	3b	hr	tb	bb	ibb	sb	cs	hbp	sac	sf	gdp	k	po	a	e	lob	avg
Feb 14	UNIV OF KENTUCKY	26	0	3	0	0	0	0	3	3	0	0	0	0	0	0	0	6	21	6	4	8	.115
Feb 14	UNIV OF KENTUCKY	27	3	5	2	0	0	0	5	6	0	1	1	0	0	0	0	12	27	7	0	6	.151
Feb 18	UNIV OF EVANSVILLE	47	11	10	9	3	1	1	18	7	1	1	1	1	2	2	0	8	39	15	3	10	.180
Feb 22	WEST VIRGINIA UNIV	34	4	11	4	2	0	3	22	4	0	1	0	1	1	0	0	6	27	12	2	9	.216
Feb 23	WEST VIRGINIA UNIV	28	0	2	0	1	0	0	3	8	0	0	0	1	0	0	1	12	27	11	2	10	.191
Feb 23	WEST VIRGINIA UNIV	32	2	6	2	1	0	0	7	3	0	0	0	0	0	0	1	8	27	10	0	6	.191
Feb 24	WEST VIRGINIA UNIV	37	4	7	4	0	0	1	10	5	0	0	1	1	0	0	0	9	30	10	2	9	.190
Feb 25	BELMONT UNIVERSITY	35	9	11	7	1	0	2	18	6	0	0	1	0	1	1	1	4	27	11	1	7	.207
Feb 28	VILLANOVA UNIVERSIT	33	8	12	7	2	1	1	19	6	0	3	1	1	1	0	0	10	27	6	0	9	.224
Mar 01	VILLANOVA UNIVERSIT	29	3	4	3	1	0	0	5	4	0	1	0	0	0	1	0	4	27	10	0	4	.216
Mar 02	VILLANOVA UNIVERSIT	34	6	11	6	3	0	1	17	1	0	4	1	4	1	1	0	6	27	11	0	8	.227
Mar 04	WESTERN MICHIGAN	32	9	10	8	1	0	1	14	5	0	0	2	2	1	0	0	6	27	10	2	7	.234
Mar 07	at Florida State	31	1	7	1	1	0	1	11	1	0	2	2	2	0	0	0	15	24	4	0	6	.233
Mar 08	at Florida State	33	5	7	4	1	0	0	8	4	0	1	0	2	0	1	0	15	24	7	1	8	.231
Totals		458	65	106	57	17	2	11	160	63	1	14	10	15	7	6	3	121	381	130	17	107	.231

2025 Lipscomb Baseball
Team Game-by-Game for Lipscomb University (as of Mar 09, 2025)
Pitching (All games)

Date	Opponent	ip	h	r	er	bb	so	2b	3b	hr	wp	bk	hbp	dp	ibb	score	w-l	sv	era
Feb 14	UNIV OF KENTUCKY	7.0	13	11	9	8	2	1	0	1	1	0	1	0	0	0-11	0-1	0	11.57
Feb 14	UNIV OF KENTUCKY	9.0	3	1	1	5	6	0	0	0	1	0	1	0	0	3-1	1-1	1	5.62
Feb 18	UNIV OF EVANSVILLE	13.0	16	10	7	6	12	2	0	1	1	0	2	3	1	11-10	2-1	1	5.28
Feb 22	WEST VIRGINIA UNIV	9.0	14	5	5	3	8	1	0	0	0	0	0	3	0	4-5	2-2	1	5.21
Feb 23	WEST VIRGINIA UNIV	9.0	9	5	4	5	6	1	1	2	2	0	0	0	0	0-5	2-3	1	4.98
Feb 23	WEST VIRGINIA UNIV	9.0	6	4	3	5	9	1	0	1	0	0	0	0	0	2-4	2-4	1	4.66
Feb 24	WEST VIRGINIA UNIV	10.0	6	5	2	3	3	1	0	1	0	0	1	1	0	4-5	2-5	1	4.23
Feb 25	BELMONT UNIVERSITY	9.0	13	14	14	9	9	2	0	2	4	0	3	1	0	9-14	2-6	1	5.40
Feb 28	VILLANOVA UNIVERSIT	9.0	6	0	0	2	6	2	0	0	1	0	1	0	0	8-0	3-6	1	4.82
Mar 01	VILLANOVA UNIVERSIT	9.0	9	8	8	5	7	3	0	2	0	0	5	0	0	3-8	3-7	1	5.13
Mar 02	VILLANOVA UNIVERSIT	9.0	10	7	7	5	7	0	0	1	1	0	2	1	0	6-7	3-8	1	5.29
Mar 04	WESTERN MICHIGAN	9.0	9	5	5	4	4	2	0	0	0	0	1	2	0	9-5	4-8	1	5.27
Mar 07	at Florida State	8.0	10	10	9	7	13	3	0	2	0	0	1	0	0	1-10	4-9	1	5.60
Mar 08	at Florida State	8.0	17	11	11	4	7	6	0	2	0	0	1	0	0	5-11	4-10	1	6.02
Totals		127.0	141	96	85	71	99	25	1	15	11	0	19	11	1	65-96	4-10	1	6.02



TEAM GAME HIGHS

2025 Lipscomb Baseball Season Game Highs for Lipscomb University (as of Mar 09, 2025) (All games)

TEAM GAME HIGHS

Batting

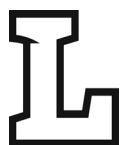
At bats:	47	-	vs Univ of Evansville (Feb 18, 2025)
Runs scored:	11	-	vs Univ of Evansville (Feb 18, 2025)
Hits:	12	-	vs Villanova University (Feb 28, 2025)
RBIs:	9	-	vs Univ of Evansville (Feb 18, 2025)
Doubles:	3	-	vs Univ of Evansville (Feb 18, 2025)
	3	-	vs Villanova University (Mar 02, 2025)
Triples:	1	-	vs Univ of Evansville (Feb 18, 2025)
	1	-	vs Villanova University (Feb 28, 2025)
Home runs:	3	-	vs West Virginia Univ (Feb 22, 2025)
Total bases:	22	-	vs West Virginia Univ (Feb 22, 2025)
Walks:	8	-	vs West Virginia Univ (Feb 23, 2025)
Strikeouts:	15	-	at Florida State (Mar 07, 2025)
	15	-	at Florida State (Mar 08, 2025)
Sac hits:	2	-	vs Univ of Evansville (Feb 18, 2025)
Sac flies:	2	-	vs Univ of Evansville (Feb 18, 2025)
Stolen bases:	4	-	vs Villanova University (Mar 02, 2025)
Hit by pitch:	4	-	vs Villanova University (Mar 02, 2025)
Caught stealing:	2	-	vs Western Michigan (Mar 04, 2025)
	2	-	at Florida State (Mar 07, 2025)
Runners LOB:	10	-	vs Univ of Evansville (Feb 18, 2025)
	10	-	vs West Virginia Univ (Feb 23, 2025)
Hit into DP:	3	-	at Florida State (Mar 07, 2025)

Fielding

Putouts:	39	-	vs Univ of Evansville (Feb 18, 2025)
Assists:	15	-	vs Univ of Evansville (Feb 18, 2025)
Errors:	4	-	vs Univ of Kentucky (Feb 14, 2025)
Passed balls:	2	-	at Florida State (Mar 07, 2025)
DPs turned:	3	-	vs Univ of Evansville (Feb 18, 2025)
	3	-	vs West Virginia Univ (Feb 22, 2025)

Pitching

Innings pitched:	13.0	-	vs Univ of Evansville (Feb 18, 2025)
Runs allowed:	14	-	vs Belmont University (Feb 25, 2025)
Earned runs:	14	-	vs Belmont University (Feb 25, 2025)
Walks allowed:	9	-	vs Belmont University (Feb 25, 2025)
Strikeouts:	13	-	at Florida State (Mar 07, 2025)
Hits allowed:	17	-	at Florida State (Mar 08, 2025)
Doubles allowed:	6	-	at Florida State (Mar 08, 2025)
Triples allowed:	1	-	vs West Virginia Univ (Feb 23, 2025)
Homers allowed:	2	-	(5 times)
Wild pitches:	4	-	vs Belmont University (Feb 25, 2025)
Hit batters:	5	-	vs Villanova University (Mar 01, 2025)



INDIVIDUAL GAME HIGHS

2025 Lipscomb Baseball Season Game Highs for Lipscomb University (as of Mar 09, 2025) (All games)

INDIVIDUAL GAME HIGHS

Batting


At bats:	6	- (4 times)
Runs scored:	3	- Aaron Stelogeannis vs Univ of Evansville (Feb 18, 2025)
	3	- Parks Bouck vs Belmont University (Feb 25, 2025)
	3	- David Coppedge vs Belmont University (Feb 25, 2025)
Hits:	3	- Casey Sunseri vs West Virginia Univ (Feb 22, 2025)
	3	- Damion Kenealy Jr vs Belmont University (Feb 25, 2025)
	3	- David Coppedge vs Villanova University (Mar 02, 2025)
RBIs:	3	- Jacob Tobias vs Univ of Evansville (Feb 18, 2025)
	3	- David Coppedge vs Western Michigan (Mar 04, 2025)
Doubles:	2	- Jake Berg vs Villanova University (Mar 02, 2025)
Triples:	1	- Brady Miller vs Univ of Evansville (Feb 18, 2025)
	1	- David Coppedge vs Villanova University (Feb 28, 2025)
Home runs:	1	- (11 times)
Total bases:	7	- Damion Kenealy Jr vs Belmont University (Feb 25, 2025)
Walks:	2	- (12 times)
Strikeouts:	3	- (6 times)
Sac hits:	2	- Parks Bouck vs Univ of Evansville (Feb 18, 2025)
Sac flies:	1	- (6 times)
Stolen bases:	1	- (14 times)
Hit by pitch:	2	- Keaton Mahan vs Villanova University (Mar 02, 2025)
Caught stealing:	1	- (10 times)
Runners LOB:	6	- Keaton Mahan vs West Virginia Univ (Feb 22, 2025)

Fielding

Putouts:	12	- Jake Berg vs Univ of Evansville (Feb 18, 2025)
Assists:	7	- Parks Bouck vs Univ of Evansville (Feb 18, 2025)
Errors:	2	- (4 times)
Passed balls:	2	- Jake Berg at Florida State (Mar 07, 2025)

Pitching

Innings pitched:	7.0	- Jake Poindexter vs Villanova University (Feb 28, 2025)
Runs allowed:	5	- (4 times)
Earned runs:	5	- (4 times)
Walks allowed:	5	- Rigo Ramos vs West Virginia Univ (Feb 23, 2025)
Strikeouts:	8	- Jake Poindexter at Florida State (Mar 07, 2025)
Hits allowed:	8	- Jake Poindexter vs West Virginia Univ (Feb 22, 2025)
Doubles allowed:	3	- Jake Poindexter at Florida State (Mar 07, 2025)
Triples allowed:	1	- Cameron Guise vs West Virginia Univ (Feb 23, 2025)
Homers allowed:	2	- Rigo Ramos vs West Virginia Univ (Feb 23, 2025)
	2	- Rigo Ramos vs Villanova University (Mar 01, 2025)
Wild pitches:	2	- Rigo Ramos vs West Virginia Univ (Feb 23, 2025)
	2	- Adam Switalski vs Belmont University (Feb 25, 2025)
	2	- Caleb Pica vs Belmont University (Feb 25, 2025)
Hit batters:	2	- Adam Switalski vs Belmont University (Feb 25, 2025)
	2	- Jake Lynch vs Villanova University (Mar 01, 2025)
	2	- Rigo Ramos vs Villanova University (Mar 01, 2025)

INDIVIDUAL SITUATION STATS -- BATTING

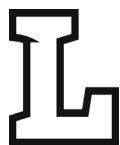
2025 Lipscomb Baseball
Batting Analysis for Lipscomb University (as of Mar 09, 2025)
(All games Sorted by Player Name)

Player	vs left			vs right			w/runners			w/bases empty			w/bases loaded			as leadoff			fly	gnd	fly/
	h	ab	avg	h	ab	avg	h	ab	avg	h	ab	avg	h	ab	avg	rch	ops	pct	out	out	gnd
39 Kc Anchors	0	5	.000	0	1	.000	0	4	.000	0	2	.000	0	0	---	0	1	.000	3	0	99.9
31 Ryan Austin	2	6	.333	3	8	.375	2	8	.250	3	6	.500	0	0	---	3	4	.750	1	1	1.0
5 Jake Berg	4	14	.286	13	36	.361	6	23	.261	11	27	.407	1	2	.500	5	9	.556	16	10	1.6
16 Parks Bouck	2	7	.286	7	27	.259	8	22	.364	1	12	.083	1	2	.500	1	5	.200	10	11	0.9
21 Corey Boyette	0	0	---	1	7	.143	1	2	.500	0	5	.000	0	0	---	1	3	.333	0	4	0.0
11 David Coppedge	4	15	.267	12	42	.286	9	33	.273	7	24	.292	0	2	.000	3	11	.273	17	11	1.5
6 Collin Goda	0	5	.000	1	2	.500	0	3	.000	1	4	.250	0	0	---	0	1	.000	2	2	1.0
18 Kevin Hammond	0	1	.000	0	0	---	0	1	.000	0	0	---	0	0	---	0	0	---	0	1	0.0
12 Kai Holm	4	10	.400	4	21	.190	3	8	.375	5	23	.217	0	1	.000	4	11	.364	8	7	1.1
22 Damion Kenealy Jr	3	13	.231	8	39	.205	6	25	.240	5	27	.185	0	0	---	3	14	.214	13	18	0.7
24 Alejandro Ludeiro	1	6	.167	1	7	.143	2	6	.333	0	7	.000	0	0	---	1	3	.333	3	5	0.6
15 Keaton Mahan	2	14	.143	4	29	.138	4	24	.167	2	19	.105	0	1	.000	2	10	.200	18	9	2.0
8 Brady Miller	3	11	.273	7	20	.350	2	10	.200	8	21	.381	1	4	.250	6	14	.429	7	6	1.2
23 Aaron Stelogeannis	4	11	.364	9	42	.214	7	21	.333	6	32	.188	0	0	---	7	20	.350	9	10	0.9
2 Casey Sunseri	1	3	.333	2	12	.167	1	7	.143	2	8	.250	0	0	---	1	4	.250	1	7	0.1
9 Lawson Tea	0	0	---	0	3	.000	0	1	.000	0	2	.000	0	0	---	0	2	.000	1	0	99.9
25 Jacob Tobias	1	10	.100	3	31	.097	2	19	.105	2	22	.091	0	0	---	4	14	.286	14	7	2.0
Totals	31	131	.237	75	327	.229	53	217	.244	53	241	.220	3	12	.250	41	126	.325	123	109	1.1
Opponents	45	150	.300	96	343	.280	73	254	.287	68	239	.285	9	33	.273	53	127	.417	146	116	1.3

Player	pinch hitting			w/runners in scoring pos			w/runner on 3rd and LT 2 out			with 2 outs			success adv runners			2- rnr out adv mrs			rch	rch	kl
	h	ab	avg	h	ab	avg	rbi	ops	pct	h	ab	avg	adv	ops	pct	rbi	w/out	lob	err	fc	kl
39 Kc Anchors	0	0	---	0	3	.000	0	0	---	0	4	.000	0	4	.000	0	0	5	0	0	1
31 Ryan Austin	0	0	---	1	6	.167	0	0	---	1	5	.200	2	8	.250	1	0	3	0	0	2
5 Jake Berg	0	0	---	3	10	.300	4	5	.800	5	11	.455	13	28	.464	0	8	6	0	3	3
16 Parks Bouck	0	0	---	6	11	.545	1	2	.500	3	14	.214	14	26	.538	2	6	6	0	1	0
21 Corey Boyette	0	1	.000	0	1	.000	0	0	---	0	3	.000	2	2	1.000	0	1	0	0	0	2
11 David Coppedge	0	0	---	2	17	.118	4	4	1.000	7	21	.333	19	35	.543	6	7	13	1	3	3
6 Collin Goda	0	0	---	0	2	.000	1	1	1.000	0	2	.000	3	6	.500	0	1	1	0	0	0
18 Kevin Hammond	0	0	---	0	1	.000	0	0	---	0	1	.000	0	1	.000	0	0	2	0	0	0
12 Kai Holm	0	1	.000	0	3	.000	1	1	1.000	1	9	.111	5	9	.556	0	1	3	0	1	3
22 Damion Kenealy Jr	0	0	---	4	12	.333	4	4	1.000	6	22	.273	11	26	.423	5	3	11	2	2	3
24 Alejandro Ludeiro	0	0	---	1	3	.333	1	1	1.000	1	4	.250	5	8	.625	0	2	3	0	0	2
15 Keaton Mahan	0	0	---	3	15	.200	3	3	1.000	4	15	.267	7	27	.259	1	4	15	2	2	2
8 Brady Miller	0	0	---	1	6	.167	2	2	1.000	2	8	.250	5	12	.417	0	3	12	1	1	2
23 Aaron Stelogeannis	0	0	---	6	10	.600	1	2	.500	1	10	.100	10	24	.417	1	1	5	4	1	7
2 Casey Sunseri	0	1	.000	0	5	.000	0	0	---	2	9	.222	3	7	.429	0	1	7	0	2	0
9 Lawson Tea	0	1	.000	0	1	.000	0	0	---	0	1	.000	0	1	.000	0	0	1	0	0	2
25 Jacob Tobias	1	1	1.000	1	9	.111	0	0	---	3	16	.188	5	21	.238	3	1	12	0	2	4
Totals	1	5	.200	28	115	.243	22	25	.880	36	155	.232	104	245	.424	19	39	107	10	18	36
Opponents	4	11	.364	48	169	.284	27	48	.563	42	160	.263	149	301	.495	40	41	121	6	14	25

Success Advancing Runners = percentage of times the batter advanced at least one runner during a plate appearance

#Rnrs Adv w/Out = TOTAL number of runners advanced when the player made an out

INDIVIDUAL SITUATION STATS -- PITCHING

2025 Lipscomb Baseball
Pitching Analysis for Lipscomb University (as of Mar 09, 2025)
(All games Sorted by Player Name)

Player	vs left			vs right			w/runners			w/bases empty			vs leadoff			with 2 outs			fly	gnd	fly/
	h	ab	avg	h	ab	avg	h	ab	avg	h	ab	avg	rch	ops	pct	h	ab	avg	out	out	gnd
29 Collin Bosley-Smith	4	8	.500	2	14	.143	5	13	.385	1	9	.111	3	5	.600	2	8	.250	7	4	1.8
30 Cameron Guise	3	6	.500	4	9	.444	5	13	.385	2	2	1.000	3	3	1.000	1	3	.333	2	4	0.5
19 Bryce Houghton	1	5	.200	2	9	.222	1	8	.125	2	6	.333	1	3	.333	1	4	.250	2	4	0.5
49 Kaleb Kantola	4	13	.308	1	8	.125	3	11	.273	2	10	.200	1	6	.167	2	7	.286	7	5	1.4
27 Jake Lynch	7	12	.583	7	20	.350	8	19	.421	6	13	.462	3	6	.500	4	12	.333	1	11	0.1
50 Tanner Lyne	10	29	.345	8	31	.258	11	32	.344	7	28	.250	7	15	.467	5	18	.278	23	13	1.8
7 Joey Mitchell	1	5	.200	7	13	.538	4	11	.364	4	7	.571	2	4	.500	2	5	.400	3	5	0.6
35 Cole O'Brien	9	27	.333	6	23	.261	7	27	.259	8	23	.348	6	13	.462	4	17	.235	17	13	1.3
41 Caleb Pica	0	7	.000	2	10	.200	0	3	.000	2	14	.143	0	5	.000	0	5	.000	7	4	1.8
17 Jake Poindexter	14	45	.311	12	39	.308	13	51	.255	13	33	.394	11	21	.524	7	26	.269	25	16	1.6
38 Brock Puckett	1	6	.167	2	6	.333	1	6	.167	2	6	.333	2	3	.667	0	4	.000	2	3	0.7
37 Rigo Ramos	4	17	.235	11	44	.250	4	24	.167	11	37	.297	8	18	.444	4	19	.211	25	9	2.8
13 Davis Rokose	4	10	.400	2	12	.167	2	9	.222	4	13	.308	4	7	.571	3	9	.333	5	3	1.7
28 Adam Switalski	1	9	.111	4	13	.308	4	14	.286	1	8	.125	2	6	.333	2	7	.286	5	8	0.6
10 Jace Trautner	4	20	.200	4	23	.174	5	13	.385	3	30	.100	0	12	.000	5	16	.313	15	14	1.1
Totals	67	219	.306	74	274	.270	73	254	.287	68	239	.285	53	127	.417	42	160	.263	146	116	1.3
Opponents	34	162	.210	72	296	.243	53	217	.244	53	241	.220	41	126	.325	36	155	.232	123	109	1.1

Player	app	gs	ip/app	*h/g	*r/g	*er/g	*bb/g	*so/g	k/bb	*2b/g	*3b/g	*hr/g	*fo/g	*go/g	*bf/g	sba	att	pct
29 Collin Bosley-Smith	5	0	1.27	8.53	8.53	5.68	5.68	9.95	1.8	2.84	0.00	0.00	9.95	5.68	39.79	3	4	.750
30 Cameron Guise	2	1	1.33	23.62	20.25	16.88	3.38	6.75	2.0	3.38	3.38	0.00	6.75	13.50	57.38	1	1	1.000
19 Bryce Houghton	3	0	1.44	6.23	0.00	0.00	4.15	10.38	2.5	0.00	0.00	0.00	4.15	8.31	35.31	0	0	---
49 Kaleb Kantola	5	0	1.20	7.50	6.00	6.00	4.50	7.50	1.7	1.50	0.00	1.50	10.50	7.50	39.00	2	3	.667
27 Jake Lynch	6	0	1.17	18.00	9.00	6.43	2.57	10.29	4.0	1.29	0.00	1.29	1.29	14.14	50.14	0	0	---
50 Tanner Lyne	4	3	3.67	11.05	5.52	4.30	2.45	3.68	1.5	1.23	0.00	0.61	14.11	7.98	41.11	0	0	---
7 Joey Mitchell	3	0	1.22	19.64	22.09	22.09	12.27	7.36	0.6	2.45	0.00	4.91	7.36	12.27	58.91	1	1	1.000
35 Cole O'Brien	5	2	2.60	10.38	6.92	5.54	6.92	5.54	0.8	2.77	0.00	0.69	11.77	9.00	46.38	2	3	.667
41 Caleb Pica	2	0	2.50	3.60	1.80	1.80	3.60	7.20	2.0	0.00	0.00	1.80	12.60	7.20	34.20	0	0	---
17 Jake Poindexter	4	4	5.08	11.51	5.31	4.87	4.43	7.97	1.8	2.66	0.00	0.44	11.07	7.08	42.93	1	2	.500
38 Brock Puckett	4	0	0.83	8.10	2.70	0.00	5.40	10.80	2.0	2.70	0.00	0.00	5.40	8.10	37.80	2	2	1.000
37 Rigo Ramos	4	4	4.25	7.94	5.29	5.29	6.35	5.82	0.9	1.59	0.00	2.12	13.24	4.76	39.71	1	4	.250
13 Davis Rokose	4	0	1.33	10.12	13.50	13.50	10.12	13.50	1.3	1.69	0.00	1.69	8.44	5.06	48.94	2	2	1.000
28 Adam Switalski	2	0	3.00	7.50	6.00	6.00	4.50	6.00	1.3	1.50	0.00	0.00	7.50	12.00	40.50	0	1	.000
10 Jace Trautner	7	0	1.76	5.84	6.57	6.57	3.65	4.38	1.2	0.73	0.00	1.46	10.95	10.22	37.95	1	1	1.000
Totals	14	14	9.07	9.99	6.80	6.02	5.03	7.02	1.4	1.77	0.07	1.06	10.35	8.22	42.38	16	24	.667
Opponents	14	14	8.98	7.59	4.66	4.08	4.51	8.67	1.9	1.22	0.14	0.79	8.81	7.81	39.32	14	24	.583

* = average based on 9-inning game

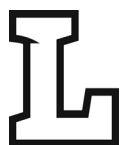
TEAM SITUATION STATS -- GAME-BY-GAME

2025 Lipscomb Baseball
Team Game-by-Game for Lipscomb University (as of Mar 09, 2025)
Batting (All games)

Date	Opponent	Total h/ab	vs Left	vs Right	With Runners	Bases Empty	Bases Loaded	With 2-outs	With RBI-op	Reach as Leadoff	3rd and LT 2out	LOB
Feb 14	UNIV OF KENTUCKY	3-26	0-0	3-26	1-12	2-14	0-1	2-10	0-3	2-7	0-0	8
Feb 14	UNIV OF KENTUCKY	5-27	5-24	0-3	3-14	2-13	0-0	0-8	2-5	4-8	1-1	6
Feb 18	UNIV OF EVANSVILLE	10-47	0-0	10-47	4-22	6-25	1-2	4-17	3-15	5-13	5-5	9
Feb 22	WEST VIRGINIA UNIV	11-34	5-15	6-19	2-14	9-20	0-0	4-13	0-9	5-9	0-0	9
Feb 23	WEST VIRGINIA UNIV	2-28	0-1	2-27	0-11	2-17	0-1	0-9	0-5	1-9	0-0	10
Feb 23	WEST VIRGINIA UNIV	6-32	0-0	6-32	3-13	3-19	0-2	0-7	2-7	2-9	1-2	6
Feb 24	WEST VIRGINIA UNIV	7-37	0-0	7-37	5-16	2-21	0-2	3-12	2-7	0-10	1-1	9
Feb 25	BELMONT UNIVERSITY	11-35	6-16	5-19	7-17	4-18	0-0	6-14	3-7	4-9	2-2	7
Feb 28	VILLANOVA UNIVERSITY	12-33	0-1	12-32	9-20	3-13	0-0	6-14	7-14	3-8	1-3	9
Mar 01	VILLANOVA UNIVERSITY	4-29	0-0	4-29	1-8	3-21	1-1	2-11	1-5	2-9	2-2	4
Mar 02	VILLANOVA UNIVERSITY	11-34	1-8	10-26	4-22	7-12	0-0	2-11	2-11	7-9	2-2	8
Mar 04	WESTERN MICHIGAN	10-32	3-18	7-14	8-20	2-12	0-0	2-9	4-10	1-8	3-3	7
Mar 07	at Florida State	7-31	6-24	1-7	1-13	6-18	0-0	3-9	0-6	3-9	0-0	5
Mar 08	at Florida State	7-33	5-24	2-9	5-15	2-18	1-3	2-11	2-11	2-9	4-4	8
Totals		106-458	31-131	75-327	53-217	53-241	3-12	36-155	28-115	41-126	22-25	105
		.231	.237	.229	.244	.220	.250	.232	.243	.325	.880	

2025 Lipscomb Baseball
Team Game-by-Game for Lipscomb University (as of Mar 09, 2025)
Pitching (All games)

Date	Opponent	Score Score	Total h/ab	vs Left	vs Right	With Runners	Bases Empty	With 2-outs	Reach as Leadoff	Gnd Out	Fly Out	ERA
Feb 14	UNIV OF KENTUCKY	0-11	13-33	7-22	6-11	9-22	4-11	4-12	3-7	5	13	11.57
Feb 14	UNIV OF KENTUCKY	3-1	3-29	2-13	1-16	1-11	2-18	1-10	3-9	6	14	5.62
Feb 18	UNIV OF EVANSVILLE	11-10	16-51	6-19	10-32	10-30	6-21	4-14	7-13	12	12	5.28
Feb 22	WEST VIRGINIA UNIV	4-5	14-35	8-23	6-12	6-22	8-13	2-9	7-9	7	8	5.21
Feb 23	WEST VIRGINIA UNIV	0-5	9-34	4-16	5-18	2-13	7-21	2-10	3-9	8	10	4.98
Feb 23	WEST VIRGINIA UNIV	2-4	6-31	3-16	3-15	2-13	4-18	2-10	4-9	10	7	4.66
Feb 24	WEST VIRGINIA UNIV	4-5	6-36	5-22	1-14	2-16	4-20	1-11	3-10	9	17	4.23
Feb 25	BELMONT UNIVERSITY	9-14	13-40	2-12	11-28	10-26	3-14	5-14	3-9	11	7	5.40
Feb 28	VILLANOVA UNIVERSITY	8-0	6-32	4-9	2-23	1-13	5-19	4-13	2-9	8	13	4.82
Mar 01	VILLANOVA UNIVERSITY	3-8	9-34	1-3	8-31	3-14	6-20	5-14	4-9	8	11	5.13
Mar 02	VILLANOVA UNIVERSITY	6-7	10-34	6-10	4-24	7-16	3-18	3-11	3-9	8	10	5.29
Mar 04	WESTERN MICHIGAN	9-5	9-31	5-16	4-15	5-16	4-15	0-7	5-9	11	9	5.27
Mar 07	at Florida State	1-10	10-34	6-18	4-16	5-17	5-17	4-12	3-8	5	6	5.60
Mar 08	at Florida State	5-11	17-39	8-20	9-19	10-25	7-14	5-13	3-8	8	9	6.02
Totals		65-96	141-493	67-219	74-274	73-254	68-239	42-160	53-127	116	146	6.02
			.286	.306	.270	.287	.285	.262	.417			

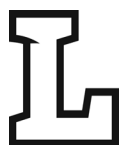
GAME RESULTS

2025 Lipscomb Baseball
 Game Results for Lipscomb University (as of Mar 09, 2025)
 (All games)

Date	Opponent		Score	Inns	Overall	ASUN	Pitcher of record	Attend	Time
Feb 14, 2025	UNIV OF KENTUCKY-1	L	0-11	7	0-1-0	0-0-0	Poindexter (L 0-1)	322	2:29
Feb 14, 2025	UNIV OF KENTUCKY-2	w	3-1	9	1-1-0	0-0-0	R. Ramos (W 1-0)	432	2:47
Feb 18, 2025	UNIV OF EVANSVILLE	w	11-10	(13)	2-1-0	0-0-0	C. O'Brien (W 1-0)	77	4:24
Feb 22, 2025	WEST VIRGINIA UNIV	L	4-5	9	2-2-0	0-0-0	J. Lynch (L 0-1)	237	2:52
Feb 23, 2025	WEST VIRGINIA UNIV-1	L	0-5	9	2-3-0	0-0-0	R. Ramos (L 1-1)	324	2:53
Feb 23, 2025	WEST VIRGINIA UNIV-2	L	2-4	9	2-4-0	0-0-0	B. Puckett (L 0-1)	324	2:45
Feb 24, 2025	WEST VIRGINIA UNIV	L	4-5	(10)	2-5-0	0-0-0	K. Kantola (L 0-1)	113	3:01
Feb 25, 2025	BELMONT UNIVERSITY	L	9-14	9	2-6-0	0-0-0	C. Guise (L 0-1)	477	3:15
Feb 28, 2025	VILLANOVA UNIVERSITY	w	8-0	9	3-6-0	0-0-0	Poindexter (W 1-1)	387	2:27
Mar 01, 2025	VILLANOVA UNIVERSITY	L	3-8	9	3-7-0	0-0-0	R. Ramos (L 1-2)	243	2:40
Mar 02, 2025	VILLANOVA UNIVERSITY	L	6-7	9	3-8-0	0-0-0	K. Kantola (L 0-2)	327	2:54
Mar 04, 2025	WESTERN MICHIGAN	w	9-5	9	4-8-0	0-0-0	D. Rokose (W 1-0)	107	2:46
Mar 07, 2025	at #6 Florida State	L	1-10	9	4-9-0	0-0-0	Poindexter (L 1-2)	4435	2:31
Mar 08, 2025	at #6 Florida State	L	5-11	9	4-10-0	0-0-0	R. Ramos (L 1-2)	4157	2:59

* = Conference game

() extra inning game

LIPSCOMB'S LAST MIDWEEK CONTEST

2025 Lipscomb Baseball
Western Michigan at Lipscomb University
 Mar 04, 2025 at Nashville, Tenn. (Ken Dugan Field)

Western Michigan 5 (0-11)**Lipscomb University 9 (4-8)**

Player	ab	r	h	rbi	bb	so	po	a	lob	avg	Player	ab	r	h	rbi	bb	so	po	a	lob	avg
MALLY, Tanner cf	3	1	0	0	1	0	4	1	0	.385	Brady Miller 2b	4	1	2	1	0	1	1	1	0	.370
MEE, Grady 2b	4	1	1	1	0	1	2	1	0	.306	Jake Berg c	3	2	2	0	1	0	4	1	0	.326
NEVAR, Dylan lf	3	1	1	0	1	0	1	0	0	.162	David Coppedge 3b	5	2	1	3	0	1	3	1	1	.302
THIELMAN, Avery 1b	3	1	2	1	1	1	7	0	0	.318	Damion Kenealy Jr 1b	5	1	1	1	0	0	10	0	2	.218
MALONEY, Michael dh	3	0	0	1	0	0	0	0	2	.188	Keaton Mahan rf	2	2	1	1	2	0	4	0	0	.171
HARRITY, Brendan ss	4	0	2	2	0	0	1	1	1	.286	Collin Goda rf	0	0	0	0	0	0	0	0	0	.500
OSTRANDER, Connor 3b	3	0	1	0	1	1	2	5	0	.192	Aaron Stelogeannis cf	3	0	2	1	0	1	1	0	0	.283
ZAJAC, Nolan c	4	0	0	0	0	0	6	2	3	.167	Ryan Austin lf	3	0	1	1	1	1	2	0	1	.417
HUMS, Cooper rf	3	1	1	0	0	1	1	0	0	.176	Kc Anchors dh	4	0	0	0	0	1	0	0	3	.000
RICK, Lucas ph	1	0	1	0	0	0	0	0	0	.250	Kai Holm ss	3	1	0	0	1	1	2	3	0	.192
GABER, Reese p	0	0	0	0	0	0	0	1	0	-	Cole O'Brien p	0	0	0	0	0	0	0	2	0	-
SHAPIRO, Joe p	0	0	0	0	0	0	0	0	0	-	Adam Switalski p	0	0	0	0	0	0	0	0	0	-
LEHMANN, Adam p	0	0	0	0	0	0	0	0	0	.000	Davis Rokose p	0	0	0	0	0	0	0	0	0	-
DORAN, Turner p	0	0	0	0	0	0	0	0	0	-	Jake Lynch p	0	0	0	0	0	0	0	1	0	-
GERNON, Jake p	0	0	0	0	0	0	0	0	0	-	Brock Puckett p	0	0	0	0	0	0	0	1	0	-
Totals	31	5	9	5	4	4	24	11	6		Totals	32	9	10	8	5	6	27	10	7	

Score by Innings	1	2	3	4	5	6	7	8	9	R	H	E
Western Michigan	0	1	1	0	0	0	0	3	0	5	9	2
Lipscomb University	0	0	1	0	0	1	5	2	X	9	10	2

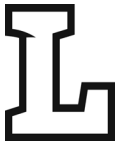
E - MEE, G.(3); DORAN, T.(2); J. Berg(2); C. O'Brien(1). DP - Lipscomb 2. LOB - WMU 6; Lipscomb 7. 2B - THIELMAN, A.(1); HUMS, C.(1); B. Miller(2). HR - D. Coppedge(2). HBP - MEE, G.; B. Miller; J. Berg. SH - MALLY, T.(1); MALONEY, Mi.(1); Stelogeannis(1). CS - OSTRANDER, C(1); J. Berg(3); K. Mahan(1).

Western Michigan	ip	h	r	er	bb	so	ab	bf	np	era	Lipscomb University	ip	h	r	er	bb	so	ab	bf	np	era
GABER, Reese	3.1	1	1	1	4	3	10	16	71	6.59	Cole O'Brien	3.0	4	2	2	1	1	11	14	45	5.62
SHAPIRO, Joe	2.2	2	1	1	1	0	8	10	30	10.00	Adam Switalski	3.0	1	0	0	1	1	9	10	36	4.00
LEHMANN, Adam	0.1	3	4	4	0	1	5	5	19	15.63	Davis Rokose	1.0	0	2	2	1	2	3	5	20	16.62
DORAN, Turner	1.1	4	3	2	0	2	8	8	35	11.12	Jake Lynch	1.0	3	1	1	1	0	5	6	19	6.43
GERNON, Jake	0.1	0	0	0	0	0	1	1	1	5.40	Brock Puckett	1.0	1	0	0	0	0	3	3	11	0.00

Win - D. Rokose (1-0). Loss - LEHMANN, A. (0-1). Save - None.
 HBP - by GABER, R. (J. Berg); by SHAPIRO, J. (B. Miller); by D. Rokose (MEE, G.). PB - ZAJAC, N.(1). Inherited runners/scored: SHAPIRO, J. 2/0; DORAN, T. 2/2; J. Lynch 2/2. Pitches/strikes: GABER, R. 71/36; SHAPIRO, J. 30/21; LEHMANN, A. 19/14; DORAN, T. 35/20; GERNON, J. 1/1; C. O'Brien 45/28; A. Switalski 36/20; D. Rokose 20/9; J. Lynch 19/12; B. Puckett 11/7.

Umpires - HP: Zach Neff (CC) 1B: Micah Holmen 3B: Adam Clark
 Start: 12:05 pm Time: 2:46 Attendance: 107
 Weather: 67, P Cloudy, Winds SSE 23

LAST WEEKEND'S SERIES REPORT



2025 Lipscomb Baseball
Overall Statistics for Lipscomb University (as of Mar 09, 2025)
(All games vs Florida State Sorted by Batting avg)

Record: 0-2 Home: 0-0 Away: 0-2 ASUN: 0-0

Player	avg	gp-gs	ab	r	h	2b	3b	hr	rbi	tb	slg%	bb	hp	so	gdp	ob%	sf	sh	sb-att	po	a	e	fld%
5 Jake Berg	.571	2-2	7	0	4	1	0	0	1	5	.714	0	1	1	0	.556	1	0	0-1	14	0	0	1.000
24 Alejandro Ludeiro	.500	1-1	4	1	2	0	0	0	0	2	.500	0	0	2	0	.500	0	0	0-0	7	1	0	1.000
12 Kai Holm	.375	2-2	8	0	3	1	0	0	1	4	.500	0	0	2	0	.375	0	0	2-2	1	1	0	1.000
8 Brady Miller	.250	2-2	8	1	2	0	0	0	1	2	.250	0	1	1	0	.333	0	0	0-0	3	8	0	1.000
25 Jacob Tobias	.250	2-1	4	1	1	0	0	0	0	1	.250	0	1	2	0	.400	0	0	0-0	1	0	0	1.000
31 Ryan Austin	.200	2-2	5	1	1	0	0	1	1	4	.800	1	0	4	0	.333	0	0	0-0	3	0	0	1.000
11 David Coppedge	.111	2-2	9	0	1	0	0	0	0	1	.111	0	0	5	0	.111	0	0	0-0	4	1	0	1.000
6 Collin Goda	.000	2-2	5	1	0	0	0	0	1	0	.000	2	0	3	0	.286	0	0	0-0	5	0	1	.833
15 Keaton Mahan	.000	1-1	4	0	0	0	0	0	0	0	.000	0	0	2	0	.000	0	0	1-1	0	0	0	.000
23 Aaron Stelogeannis	.000	1-1	3	0	0	0	0	0	0	0	.000	0	0	3	0	.000	0	0	0-0	1	0	0	1.000
9 Lawson Tea	.000	2-0	3	0	0	0	0	0	0	0	.000	0	0	2	0	.000	0	0	0-0	2	0	0	1.000
39 Kc Anchors	.000	1-1	2	0	0	0	0	0	0	0	.000	0	0	2	0	.000	0	0	0-0	0	0	0	.000
22 Damion Kenealy Jr	.000	1-1	2	0	0	0	0	0	0	0	.000	0	1	1	0	.333	0	0	0-1	4	0	0	1.000
21 Corey Boyette	.000	1-0	0	1	0	0	0	0	0	0	.000	2	0	0	0	1.000	0	0	0-0	0	0	0	.000

18 Kevin Hammond	.000	1-0	0	0	0	0	0	0	0	0	.000	0	0	0	0	.000	0	0	0-0	2	0	0	1.000
Totals	.219	2	64	6	14	2	0	1	5	19	.297	5	4	30	0	.311	1	0	3-5	48	11	1	.983
Opponents	.370	2	73	21	27	9	0	4	20	48	.658	11	2	20	0	.460	1	0	2-3	54	12	1	.985

LOB - Team (14), Opp (18). DPs turned - Team (0), Opp (3).

(All games vs Florida State Sorted by Earned run avg)

Player	era	w-l	app	gs	cg	sho	sv	ip	h	r	er	bb	so	2b	3b	hr	b/avg	wp	hp	bk	sfa	sha
38 Brock Puckett	0.00	0-0	1	0	0	0/0	0	1.0	2	0	0	0	1	1	0	0	.400	0	0	0	0	0
7 Joey Mitchell	0.00	0-0	1	0	0	0/0	0	1.0	1	0	0	1	1	1	0	0	.250	0	0	0	0	0
17 Jake Poindexter	5.40	0-1	1	1	0	0/0	0	5.0	6	4	3	4	8	3	0	0	.286	0	0	0	0	0
37 Rigo Ramos	9.00	0-1	1	1	0	0/0	0	2.0	4	2	2	2	2	1	0	0	.444	0	0	0	0	0
13 Davis Rokose	9.00	0-0	1	0	0	0/0	0	2.0	3	2	2	1	3	0	0	1	.333	0	0	0	0	0
27 Jake Lynch	9.00	0-0	1	0	0	0/0	0	1.0	2	1	1	0	2	0	0	1	.400	0	0	0	0	0
49 Kaleb Kantola	9.00	0-0	1	0	0	0/0	0	1.0	1	1	1	0	0	0	0	0	.333	0	1	0	1	0
29 Collin Bosley-Smith	18.00	0-0	1	0	0	0/0	0	1.0	2	2	2	1	1	2	0	0	.400	0	0	0	0	0
10 Jace Trautner	36.00	0-0	1	0	0	0/0	0	1.0	1	4	4	2	2	0	0	1	.250	0	1	0	0	0
50 Tanner Lyne	45.00	0-0	1	0	0	0/0	0	1.0	5	5	5	0	0	1	0	1	.625	0	0	0	0	0
Totals	11.25	0-2	2	2	0	0/0	0	16.0	27	21	20	11	20	9	0	4	.370	0	2	0	1	0
Opponents	3.00	2-0	2	2	0	0/0	0	18.0	14	6	6	5	30	2	0	1	.219	3	4	0	1	0

PB - Team (2), J. Berg 2. SBA/ATT - A. Ludeiro (1-2), R. Ramos (0-1), Bosley-Smith (1-1), J. Berg (1-1), D. Rokose (1-1).

NCAA NATIONAL TEAM STATISTICS

(THROUGH GAMES PLAYED 3/9/25)

Statistic	National Rank	Conference Rank	Value	National Leader	Value	Conference Leader	Value
Base on Balls (299 ranked)	166	7	63	VMI	154	Austin Peay	86
Batting Average (299 ranked)	262	8	0.231	UCF	0.356	Austin Peay	0.294
Double Plays (299 ranked)	82	4	11	Southeastern La. USC Upstate	20 20	FGCU Jacksonville	14 14
Double Plays Per Game (299 ranked)	83	5	0.79	Creighton	1.45	FGCU Jacksonville	0.93 0.93
Doubles (299 ranked)	255	7	17	Georgia Tech	50	Austin Peay	38
Doubles Per Game (299 ranked)	262	7	1.21	Georgia Tech	3.13	Bellarmine	2.43
Earned Run Average (299 ranked)	153	6	6.02	Tennessee	1.83	North Florida	4.49
Fielding Percentage (299 ranked)	143	3	0.968	Texas St.	0.990	Central Ark.	0.981
Hit Batters (299 ranked)	175	6	19	Akron	43	Eastern Ky.	31
Hit by Pitch (299 ranked)	223	6	15	FIU	54	FGCU	29
Hits (299 ranked)	240	8	106	UTSA	205	Austin Peay	153
Hits Allowed Per Nine Innings (299 ranked)	173	5	9.99	Tennessee	5.41	North Ala.	8.05
Home Runs (296 ranked)	172	7	11	Tennessee	49	FGCU	20
Home Runs Per Game (298 ranked)	173	7	0.79	Tennessee	3.06	FGCU	1.33
On Base Percentage (299 ranked)	253	8	0.339	VMI	0.532	Austin Peay	0.412
Runs (299 ranked)	246	8	65	Tennessee	199	Austin Peay	129
Sacrifice Bunts (269 ranked)	84	3	7	Louisiana	20	Austin Peay Stetson	9 9
Sacrifice Flies (285 ranked)	114	4	6	Clemson	17	Bellarmine FGCU North Florida	7 7 7
Scoring (299 ranked)	252	8	4.6	VMI	13.0	Austin Peay	8.1
Shutouts (57 ranked)	57	2	1	Jacksonville St. Oregon	4 4	Jacksonville	2
Slugging Percentage (299 ranked)	245	8	0.349	Tennessee	0.711	Austin Peay	0.504
Stolen Bases (297 ranked)	179	8	14	VMI	103	Stetson	29
Stolen Bases Per Game (299 ranked)	176	8	1.00	VMI	6.87	Stetson	1.81
Strikeout-to-Walk Ratio (299 ranked)	216	7	1.39	UTSA	4.54	North Florida	2.27
Strikeouts Per Nine Innings (299 ranked)	257	8	7.0	Tennessee	14.1	North Florida	10.2
Triple Plays (1 ranked)				UIC	1		
Triples (233 ranked)	178	7	2	5 teams tied	11	Austin Peay	7
Triples Per Game (276 ranked)	191	7	0.14	Central Conn. St.	1.00	Austin Peay	0.44
WHIP (299 ranked)	167	6	1.67	Tennessee	0.95	North Ala.	1.44
WL Pct (292 ranked)	233	7	0.286	Florida St. Tennessee	1.000 1.000	Austin Peay	0.688
Walks Allowed Per Nine Innings (299 ranked)	162	8	5.03	UTSA	2.20	FGCU	4.16

NCAA NATIONAL TEAM STATISTICS

(THROUGH GAMES PLAYED 3/9/25)

Statistic	Player	National Rank	Conference Rank	Value	National Leader	Value	Conference Leader	Value
Base on Balls (126 ranked)					Kaleb Freeman, Georgia St.	28	Nick Monile, North Florida	15
Base on Balls Per Game (145 ranked)					Kaleb Freeman, Georgia St.	1.75	Blaine French, Central Ark.	1.08
Batting Average (248 ranked)					James Quinn-Irons, George Mason	0.574	Javier Gorostola, FGCU	0.450
Complete Games (2 ranked)					Ryan Marohn, NC State	2	Richard Long, Jacksonville Tripp Patterson, North Ala.	1 1
Doubles (93 ranked)					Kaleb Freeman, Georgia St.	12	5 players tied	6
Doubles Per Game (149 ranked)					Nick Sturino, Fairfield	0.83	Jaden Bastian, Jacksonville Blake Delamilleure, Jacksonville	0.40 0.40
Earned Run Average (200 ranked)					5 players tied	0.00	Richard Long, Jacksonville	1.88
Games Started (12 ranked)	Jake Poindexter Rigo Ramos	12 12	1 1	4 4	Dylan Mathiesen, Liberty Logan Runde, FIU	6 6	19 players tied	4
Hit Batters (75 ranked)					PJ Rogan, Sacred Heart	11	Bradley Gagen, Eastern Ky.	6
Hit By Pitch Per Game (149 ranked)					James Ward, Radford	0.86	Gus Freeman, Austin Peay	0.63
Hit by Pitch (149 ranked)					Thomas Lyssy, UIW	13	Gus Freeman, Austin Peay	10
Hits (125 ranked)					James Quinn-Irons, George Mason	35	Javier Gorostola, FGCU	27
Hits Allowed Per Nine Innings (150 ranked)					Wyatt Cameron, Central Conn. St.	1.35	Dylan Morrill, North Ala.	5.52
Hits Per Game (147 ranked)					James Quinn-Irons, George Mason	2.33	Javier Gorostola, FGCU	1.80
Home Runs (149 ranked)	Damion Kenealy Jr	149	3	4	Justin Lebron, Alabama	11	Harrison Povey, FGCU	8
Home Runs Per Game (142 ranked)					Jack Moroknek, Butler	0.71	Harrison Povey, FGCU	0.53
On Base Percentage (149 ranked)					Edian Espinal, UCF	0.667	Gus Freeman, Austin Peay	0.562
Pitching Appearances (79 ranked)	Jace Trautner	79	1	7	Issac Araiza, San Diego St. Shaun Okeeffe, George Mason Karsen Richard, Wichita St.	10 10 10	5 players tied	7
Runs (131 ranked)					Steven Meier, Troy	31	Cameron Nickens, Austin Peay	24
Runs Batted In (130 ranked)					Justin Lebron, Alabama	43	Cameron Nickens, Austin Peay Harrison Povey, FGCU	19 19
Runs Batted In Per Game (133 ranked)					Justin Lebron, Alabama	2.53	Seth Sweet-Chick, Bellarmine	1.42
Runs Per Game (148 ranked)					James Quinn-Irons, George Mason	2.00	Cameron Nickens, Austin Peay	1.50
Sacrifice Bunts (115 ranked)	Jake Berg Parks Bouck	115 115	1 1	2 2	Joey Wright, UC Davis	7	9 players tied	2
Sacrifice Bunts Per Game (147 ranked)					Joey Wright, UC Davis	0.47	Austen Jaslove, Austin Peay	0.17
Sacrifice Flies (75 ranked)	David Coppedge	75	1	2	Ozzie Pratt, Southern Miss.	6	4 players tied	2
Saves (170 ranked)	Kaleb Kantola	170	5	1	Richie Roman, Houston	6	Kaden Humphrey, North Florida Nick Anello, Jacksonville	3 3
Slugging Percentage (250 ranked)					Ryland Zaborowski, Georgia	1.170	Seth Sweet-Chick, Bellarmine	0.879
Stolen Bases (149 ranked)					Owen Prince, VMI	29	Jaden Bastian, Jacksonville	9
Stolen Bases Per Game (146 ranked)					Owen Prince, VMI	1.93	Jonah Shields, Jacksonville	0.62
Strikeout-to-Walk Ratio (149 ranked)					Owen Kramkowski, Arizona Luke Roggenburk, St. Bonaventure	0.00 0.00	Jordan Vera, FGCU	12.00
Strikeouts (142 ranked)					Liam Doyle, Tennessee	47	Collin Rothermel, Jacksonville	25
Strikeouts Per Nine Innings (150 ranked)					Liam Doyle, Tennessee	20.80	Hunter Alexander, Central Ark.	12.56
Total Bases (146 ranked)					Justin Lebron, Alabama	66	Cameron Nickens, Austin Peay	51
Toughest to Strike Out (149 ranked)					Aidan Redahan, Central Conn. St.	0.0	Cameron Nickens, Austin Peay	16.3
Triples (130 ranked)	David Coppedge Brady Miller	130 130	8 8	1 1	5 players tied	4	John Bay, Austin Peay Connor Moore, North Florida	3 3
Triples Per Game (148 ranked)					Gabe Pitts, Central Conn. St.	0.40	John Bay, Austin Peay Connor Moore, North Florida	0.19 0.19
Victories (118 ranked)					Robert Orloski, UTSA Mason Patel, Georgia Tech	5 5	Richard Long, Jacksonville	3
WHIP (149 ranked)					Mason Patel, Georgia Tech	0.47	Richard Long, Jacksonville	0.88
Walks Allowed Per Nine Innings (150 ranked)					Owen Kramkowski, Arizona Luke Roggenburk, St. Bonaventure	0.00 0.00	Jordan Vera, FGCU	0.52

NCAA NATIONAL WEEKLY TEAM STATISTICS

(THROUGH GAMES FROM 2/24 TO 3/2)

Statistic	National Rank	Conference Rank	Value	National Leader	Value	Conference Leader	Value
Base on Balls (296 ranked)	92	4	22	Georgia St.	52	Austin Peay	33
Batting Average (297 ranked)	164	3	0.268	USC Upstate	0.439	Bellarmino	0.305
Double Plays (278 ranked)	98	8	3	Creighton Nevada	88	FGCU	7
Double Plays Per Game (278 ranked)	151	8	0.60	Creighton	2.67	FGCU	1.40
Doubles (292 ranked)	140	4	7	Georgia Tech UC Riverside Utah	191919	Austin Peay	15
Doubles Per Game (295 ranked)	198	6	1.40	Massachusetts	4.67	Bellarmino	3.25
Earned Run Average (297 ranked)	152	6	6.07	The Citadel	0.50	Stetson	3.40
Fielding Percentage (297 ranked)	43	2	0.984	6 teams tied	1.000	North Ala.	0.993
Hit Batters (275 ranked)	17	1	12	Columbia	19	Lipscomb	12
Hit by Pitch (283 ranked)	114	2	6	Wofford	21	Central Ark.	11
Hits (297 ranked)	76	2	45	Indiana	75	Bellarmino	46
Hits Allowed Per Nine Innings (297 ranked)	102	4	8.61	Vanderbilt	4.91	Stetson	7.20
Home Runs (251 ranked)	89	3	5	ETSU	17	Bellarmino FGCU	66
Home Runs Per Game (277 ranked)	117	3	1.00	Alabama	4.00	Bellarmino	1.50
On Base Percentage (297 ranked)	181	4	0.367	VMI	0.543	Austin Peay	0.421
Runs (297 ranked)	116	3	30	Western Caro.	78	Austin Peay	47
Sacrifice Bunts (133 ranked)	34	2	3	Arkansas St.	11	Stetson	5
Sacrifice Flies (144 ranked)	37	1	3	Delaware	8	Lipscomb	3
Scoring (297 ranked)	162	3	6.0	Oregon	17.5	Bellarmino	9.5
Shutouts (4 ranked)	4	1	1	ETSU Oklahoma St. The Citadel	222	Austin Peay Lipscomb	11
Slugging Percentage (297 ranked)	172	3	0.411	Alabama	0.791	Bellarmino	0.510
Stolen Bases (253 ranked)	59	2	8	Dayton	27	Stetson	14
Stolen Bases Per Game (279 ranked)	89	2	1.60	St. Bonaventure	8.33	Stetson	2.80
Strikeout-to-Walk Ratio (297 ranked)	201	6	1.33	Mississippi St.	6.00	Austin Peay	3.80
Strikeouts Per Nine Innings (297 ranked)	253	9	6.3	Mississippi St.	14.7	North Florida	9.9
Triple Plays (0 ranked)							
Triples (76 ranked)	76	2	1	Rhode Island	8	North Florida	3
Triples Per Game (149 ranked)	149	3	0.20	Rhode Island	2.00	North Florida	0.75
WHIP (297 ranked)	109	3	1.48	Coastal Carolina	0.91	Stetson	1.18
WL Pct (254 ranked)	243	7	0.200	45 teams tied	1.000	Austin Peay	0.800
Walks Allowed Per Nine Innings (297 ranked)	140	5	4.70	Elon	1.59	Austin Peay	2.14

NCAA NATIONAL WEEKLY INDIVIDUAL STATISTICS

(THROUGH GAMES FROM 2/24 TO 3/2)

Statistic	Player	National Rank	Conference Rank	Value	National Leader	Value	Conference Leader	Value
Base on Balls (88 ranked)					Kaleb Freeman, Georgia St.	11	4 players tied	7
Base on Balls Per Game (97 ranked)					Ryan McKay, Michigan St.	2.67	Juan De la Cruz, Stetson	1.75
Batting Average (242 ranked)	David Coppedge	200	3	0.476	Chris Baillargeon, Holy Cross	1.000	Javier Gorostola, FGCU	0.529
Complete Games (1 ranked)					12 players tied	1	Tripp Patterson, North Ala.	1
Doubles (50 ranked)	David Coppedge	50	2	3	Mason Lytle, UTSA	7	Gus Freeman, Austin Peay	4
Doubles Per Game (114 ranked)					Aidan Tacias, Manhattan	1.50	Blake Edmonds, Jacksonville	1.00
Earned Run Average (199 ranked)	Jake Poindexter	1	1	0.00	187 players tied	0.00	6 players tied	0.00
Games Started (46 ranked)	Tanner Lyne Cameron Guise Jake Poindexter Rigo Ramos	1 46 46 46	1 4 4 4	2 1 1 1	45 players tied	2	Tanner Lyne, Lipscomb Coleman MacRae, Central Ark. Jacob Pannell, Central Ark.	2 2 2
Hit Batters (79 ranked)	Jake Lynch Rigo Ramos Adam Switalski	19 79 79	2 5 5	3 2 2	Branden Brown, Hofstra RJ James, Evansville Demarques Thompson, Prairie View	5 5 5	Jacob Weaver, Austin Peay	4
Hit By Pitch Per Game (150 ranked)					Sam Bond, Northern Ky.	1.67	Nathan Gagnon, FGCU	0.50
Hit by Pitch (121 ranked)	Keaton Mahan	121	1	2	Carter Hendrickson, Xavier Dylan Koontz, Kentucky	6 6	7 players tied	2
Hits (110 ranked)	David Coppedge	21	1	10	Mason Lytle, UTSA Ryan Wideman, Western Ky.	14 14	David Coppedge, Lipscomb Cameron Nickens, Austin Peay	10 10
Hits Allowed Per Nine Innings (150 ranked)	Jace Trautner	150	4	4.26	14 players tied	0.00	Tripp Patterson, North Ala.	2.25
Hits Per Game (71 ranked)	David Coppedge	71	1	2.00	Chris Baillargeon, Holy Cross Kyle Garbowski, Quinnipiac	3.00 3.00	David Coppedge, Lipscomb Cameron Nickens, Austin Peay Eli Watson, Bellarmine	2.00 2.00 2.00
Home Runs (63 ranked)	Damion Kenealy Jr	13	1	3	Anthony DePino, Rhode Island	6	Damion Kenealy Jr, Lipscomb Cameron Nickens, Austin Peay	3 3
Home Runs Per Game (94 ranked)	Damion Kenealy Jr	77	2	0.60	Anthony DePino, Rhode Island	1.50	Seth Sweet-Chick, Bellarmine	0.67
On Base Percentage (139 ranked)					Chris Baillargeon, Holy Cross	1.000	Jabin Bates, North Florida	0.636
Pitching Appearances (119 ranked)	Jace Trautner Kaleb Kantola Jake Lynch Tanner Lyne	11 119 119 119	1 4 4 4	3 2 2 2	10 players tied	4	Hunter Alexander, Central Ark. Jakes Jones, Central Ark. Jace Trautner, Lipscomb	3 3 3
Runs (78 ranked)					Mason Holton, Western Caro.	14	John Bay, Austin Peay	11
Runs Batted In (95 ranked)	Damion Kenealy Jr	95	2	7	Drew Detlefsen, UTSA	17	Cameron Nickens, Austin Peay	10
Runs Batted In Per Game (113 ranked)					Christian Smith, Quinnipiac	4.33	Cameron Nickens, Austin Peay	2.00
Runs Per Game (137 ranked)					Mason Holton, Western Caro.	2.80	John Bay, Austin Peay	2.20
Sacrifice Bunts (53 ranked)	Jake Berg Collin Goda Kai Holm	53 53 53	2 2 2	1 1 1	Ashton Quiller, Arkansas St.	4	Nelphie Lopez, Stetson	2
Sacrifice Bunts Per Game (136 ranked)	Kai Holm	136	4	0.25	Tank Yaghoubi, Elon	1.00	Nelphie Lopez, Stetson	0.40
Sacrifice Flies (42 ranked)	David Coppedge Alejandro Ludeiro Brady Miller	42 42 42	1 1 1	1 1 1	Ozzie Pratt, Southern Miss.	4	9 players tied	1
Saves (24 ranked)					23 players tied	2	4 players tied	1
Slugging Percentage (247 ranked)	David Coppedge	192	4	0.857	Alex Birge, California	1.857	Cameron Nickens, Austin Peay	1.158
Stolen Bases (134 ranked)	Collin Goda	134	3	2	Michael DiMartini, Dayton	10	Juan De la Cruz, Stetson	5
Stolen Bases Per Game (146 ranked)					Jayce Tharnish, St. Bonaventure	2.67	Juan De la Cruz, Stetson	1.25
Strikeout-to-Walk Ratio (147 ranked)					141 players tied	0.00	5 players tied	0.00
Strikeouts Per Nine Innings (134 ranked)					Jake Blackwell, McNeese Teddy Brennan, George Washington Mason Nichols, Ole Miss	22.50 22.50 22.50		
Total Bases (139 ranked)	David Coppedge Damion Kenealy Jr	38 102	2 4	18 15	Gavin Kilen, Tennessee	29	Cameron Nickens, Austin Peay	22
Toughest to Strike Out (144 ranked)					136 players tied	0.0	5 players tied	0.0
Triples (21 ranked)	David Coppedge	21	2	1	Colby Lunsford, ULM	3	Nick Monile, North Florida	2
Triples Per Game (60 ranked)					Colby Lunsford, ULM	0.75	Nick Monile, North Florida	0.50
Victories (19 ranked)	Jake Poindexter	19	1	1	18 players tied	2	14 players tied	1
WHIP (149 ranked)					Brian Reinke, Richmond	0.13	Tripp Patterson, North Ala.	0.50
Walks Allowed Per Nine Innings (148 ranked)					141 players tied	0.00	5 players tied	0.00



Caden SHANKS
SS/RHP • L/L • 6-2 • 175 • Fr.
Cookeville, Tenn.
Upperman



Casey SUNSERI
UTIL • R/R • 5-11 • 190 • Gr.
The Woodlands, Texas
The Woodlands
Baylor University



Blake CARTER
1B/OF • R/R • 6-3 • 215 • Fr.
Knoxville, Tenn.
Webb School



Jake BERG
OF/C • L/L • 5-11 • 200 • Gr.
Green Bay, Wis.
Bayport
Jacksonville University



Collin GODA
OF • L/R • 6-0 • 190 • Gr.
Bradenton, Fla.
Braden River
Lincoln Memorial Univ.



Joey MITCHELL
LHP • L/L • 5-11 • 170 • Gr.
Murfreesboro, Tenn.
Riverdale
Walters State CC



Brady MILLER
INF • R/R • 5-11 • 185 • Fr.
Oakdale, Pa.
West Allegheny



Lawson TEA
UTIL • R/R • 6-4 • 215 • So.
Gallatin, Tenn.
Christian Community Schools



Jace TRAUTNER
RHP • R/R • 6-3 • 210 • Jr.
Trinity, Fla.
James W. Mitchell
Indian River State Col.



David COPPEDGE
INF • R/R • 6-1 • 185 • R-Sr.
Chesterfield, Va.
Clover Hill
University of Virginia



Kai HOLM
INF • R/R • 5-10 • 180 • Sr.
Redwood City, Calif.
Sequoia
Coppin State University



Davis ROKOSE
LHP • L/L • 6-1 • 220 • Sr.
Johns Creek, Ga.
Chattahoochee
University of Georgia



Keaton MAHAN
OF • L/L • 6-2 • 200 • Jr.
Westfield, Ind.
Westfield
Wabash Valley College



Parks BOUCK
INF • R/R • 6-0 • 185 • R-Sr.
Keller, Texas
Keller
North Central Texas Col.



Jake POINDEXTER
RHP • R/R • 6-0 • 195 • R-Jr.
Chickamauga, Ga.
Gordon Lee
University of Georgia




Kevin HAMMOND
C • R/R • 6-0 • 170 • R-Fr.
Keller, Texas
Keller



Bryce HOUGHTON
RHP • R/R • 6-11 • 175 • Gr.
Dalton, Ga.
Dalton
Cleveland State CC



Will DUGAN
RHP • R/R • 6-4 • 230 • R-So.
Nashville, Tenn.
Lipscomb Academy



Corey BOYETTE
OF • L/L • 6-0 • 205 • Jr.
Romeoville, Ill.
Romeoville
Heartland CC



Damion KENEALY Jr.
INF • R/R • 6-3 • 210 • Jr.
Pasadena, Md.
St. Mary's
Polk State College



Aaron STELOGEANNIS
UTIL • R/R • 6-1 • 185 • Jr.
Ocala, Fla.
Forest
Polk State College



Alejandro LUDEIRO
C • R/R • 6-1 • 205 • Fr.
Pembroke Pines, Fla.
Doral Academy



Jacob TOBIAS
OF • L/L • 6-2 • 195 • So.
Birmingham, Ala.
Spain Park



Kenneth LOHMANN
RHP • R/R • 6-1 • 175 • Fr.
Nashville, Tenn.
Battle Ground Academy



Jake LYNCH
LHP • L/L • 6-1 • 210 • Sr.
Wheaton, Ill.
Wheaton North
Lincoln Trail College



Adam SWITALSKI
RHP • R/R • 6-1 • 190 • So.
Burlington, Wis.
Westosha Central



Collin BOSLEY-SMITH
RHP • R/R • 6-4 • 220 • Gr.
Washington, D.C.
Woodrow Wilson
Duke University



Cameron GUISE
UTIL/RHP • R/R • 6-1 • 190 • Fr.
Tampa, Fla.
Sickles



Ryan AUSTIN
1B/OF • L/L • 6-1 • 215 • R-Jr.
Auburn, Ala.
Auburn



Ryan KUTZ
RHP • R/R • 6-1 • 240 • Gr.
Hummelstown, Pa.
Lower Dauphin
Davidson College



Cole O'BRIEN
RHP • R/R • 6-3 • 205 • Jr.
Decatur, Ala.
Decatur Heritage Chr.
Columbia State CC



Rigo RAMOS
LHP • L/L • 6-5 • 200 • Gr.
Archbold, Ohio
Archbold
Bowling Green State Univ.



Brock PUCKETT
RHP • R/R • 6-4 • 200 • Sr.
Murfreesboro, Tenn.
Riverdale
Columbia State CC



KC ANCHORS
C • R/R • 6-1 • 225 • So.
Wellington, Fla.
American Heritage
St. Petersburg Univ.



Caleb PICA
LHP • R/L • 6-7 • 190 • Jr.
Nashville, Tenn.
Overton
Volunteer State CC



Evan COOKE
RHP • R/R • 6-4 • 215 • So.
West Lafayette, Ind.
West Lafayette



Kaleb KANTOLA
RHP • R/R • 6-7 • 220 • R-Sr.
Monmouth, Ore.
Central
Chemeketa CC



Tanner LYNE
RHP • R/R • 5-10 • 185 • R-So.
Concord, N.C.
Concord Academy



Carter KELLEY
LHP • L/L • 6-1 • 175 • Fr.
Pulaski, Tenn.
Giles County



Jeff FOREHAND
HEAD COACH
19th Season at Lipscomb
25th Collegiate Season