

Table of Contents

2018-19 Schedule.....	IFC
Table of Contents, Quick Facts	1
Media Policies	2
Roster, Team Information	3
2018-19 Preview	4-6
2018-19 Southland Conference Preseason Polls... 6	
2018-19 Preseason All-Southland Conference..... 6	
University Center	7
Seniors and Coaching Staff Photo.....	8
Player Profiles.....	10-33
Returners:	
Keith Charleston.....	10-11
Moses Greenwood.....	12-13
Quinton Thomas	14-15
DeAngelo West.....	16-17
Marlain Veal	18-19
Brandon Gonzalez.....	20-21
Chris Mejia	22-23
Newcomers/Redshirts	
Patrick Bossetta	24
Tyron Brewer	24
Kajon Brown.....	25
Pape Diop.....	25
Parker Edwards.....	26
Von Julien.....	26
Willie Lapoole.....	27
Jeremiah Saunders.....	27
Maxwell Starwood.....	28
Matthew Strange.....	28
Coaching Staff.....	30-33
Jay Ladner.....	30-31
David Kiefer / Kyle Roane.....	32
Micheal Cyprien /Garland Wilson	33
Support Staff.....	33
2017-18 Recap/Highlights.....	34-35
2017-18 Final Statistics/Results.....	36
Team Game-by-Game	37
Individual Game-by-Game.....	38
Individual Superlatives	39
Team Superlatives	40
2017-18 Southland Standings/Statistics.....	41
2017-18 Southland Individual Statistics.....	42
Lion Basketball History	43
2005 Southland Champions.....	44-45
C.A. Core.....	46
Individual Single-Game Highs	47
Team Single-Game Highs.....	48
Individual Season Highs	49
Career Leaders.....	50
University Center Records.....	51
Year-by-Year Leaders	52
Coaching Records Year-by-Year	53
All-Time Honors	54
Year-by-Year Results.....	55-61
Records Versus Opponents	62
All-Time Letterwinners - Lions for Life	63
This is Southeastern.....	64
Hammond: Crossroads of the South	65
University Administration	66
Athletics Administration.....	67
Southeastern Alumni.....	68
Athletics Hall of Fame	69
Sports Medicine.....	70
Strength and Conditioning.....	71
CHAMPS/Lifeskills	72
Academic Center	73
Conference Championships	74
Lion Athletics Association.....	75

2018-19 QUICK FACTS

University Information

Name Southeastern Louisiana University
Founded 1925
Location Hammond, Louisiana
Enrollment 15,403
Nickname Lions
School Colors ... Green (PMS 3425) and Gold (PMS 124)
Affiliation NCAA Division I
Conference Southland (SLC)
Athletic Web Site www.LionSports.net
University Web Site www.southeastern.edu

University Administration

President Dr. John Crain
Director of Athletics Jay Artigues
Faculty Representative Dr. Joe Morris
Senior Associate AD/Operations Andrew Bechac
Executive Associate AD/Business Ola Adegboye
Assistant AD/Sports Medicine Brandon Albin
Assistant AD/Student Services/SWA Michelle Harper
Chief Athletics Compliance Officer Justin Bice
Assistant to AD/Academic Liaison Chris Bentley
University Center Director Scott Nunez
Administrative Assistant to AD Bridget Giaratano
Administrative Coordinator Linda Alford
Travel Coordinator Tori Lachney
Administrative Coordinator Anna Woodall
Athletic Department Number (985) 549-2253

Venue Information

Name, Year Opened University Center, 1982
Capacity 7,500

Record 270-153
Press Row Phone (985) 549-2326

Coaching Staff


Head Coach Jay Ladner
Alma Mater, Year Southern Miss, 1988
Record at School (Years) 59-72, 4 Years
Career Record (Years) 59-72 4 Years
Assistant Coaches David Kiefer, Kyle Roane,
 Mike Cyprien
Volunteer Assistant Coach Jason Williams
Director of Basketball Operations Garland Wilson
Basketball Athletic Trainer John McLaughlin
Basketball Office Phone (985) 549-3874
Basketball Fax (985) 549-3603

2017-18 Year in Review

Overall, Conference Record/Finish 22-12, 15-3/1st
Letterwinners Returning/Lost 6/5
Starters Returning/Lost 3/3
Newcomers 6

History

First Year of Basketball 1947-48
Joined Southland 1997-98
All-Time Record 727-1,027
Southland Record, Years 153-194, 20
Southland Regular-Season Titles, Last 2, 2017
Southland Tournament Titles, Last 1, 2005
NCAA Appearances (Division I), Last 1, 2005
NIT Appearances, Last 2017



Credits

The 2018-19 Southeastern Men's Basketball Media Guide is a production of the Southeastern Sports Information Office under the direction of Kemmler Chapple, Director of Sports Information. Written, edited and designed by Assistant Sports Information Director Chris Salim, Photography by Randy Bergeron of the Southeastern Office of Public Information. Additional photos courtesy Josh Goff (University of Central Arkansas), Gary Hardamon (Northwestern State University Photo Lab), Hardy Meredith (Stephen F. Austin State University), Rick Yeatts (Southland Conference) and the Harlem Globetrotters. Printing by Champion Graphics, Baton Rouge, La.



2018-19 SOUTHEASTERN LOUISIANA MEN'S BASKETBALL

MEDIA POLICIES

The Southeastern Louisiana University basketball team and the Southeastern Office of Media Relations wish to thank you for your interest and coverage of the 2018-19 Lions.

This publication is designed to assist you in your coverage of Southeastern basketball. Please feel free to contact the Southeastern Office of Media Relations for any additional information.

PRESS CREDENTIALS

Requests for single-game media credentials should be made through Damon Sunde in the Southeastern Sports Information Office no later than NOON the day prior to the game. All requests should be emailed to Damon Sunde, Associate Director of Sports Information, Southeastern Louisiana University. All credentials are left at the will-call ticket window at the University Center entrance (Gate 3).

PRESS SERVICES

One phone line is provided for official visitor's radio stations. Additional requests should be made through the Office of Media Relations. Collect calls or a calling card number is required to make outgoing long-distance phone calls.

At each game, a halftime summary will be provided and at the conclusion of the game, an official NCAA box score along with a complete play-by-play account will be available.

INTERVIEWS

Post-game interviews with Southeastern Louisiana head coach Jay Ladner and selected players will be in the basketball video room, located between the men's and women's basketball offices on the University Center's lower concourse. Post-game interview requests should be submitted to a member of the Southeastern Sports Information Staff.

The Southeastern locker room is off limits to all media following games and requested players and coaches will be available for post-game comment following a 10-minute cooling off period.

Interviews during the week with coach Ladner or any Southeastern players **MUST** be arranged through the Southeastern Sports Information Office. Due to the busy schedules of both our coaching staff and student-athletes, please allow at least one day advance notice to schedule interviews.

UNIVERSITY CENTER

The University Center is the home for Southeastern men's and women's basketball and volleyball teams. The multi-purpose facility is located at the intersection of University Blvd. and North General Pershing Dr. Follow the directions to the campus below and the facility will be on your left. The University Center which is located at the northwest corner of the Southeastern campus.

MEDIA PARKING

Parking for the media is available on the northeast side of the University Center. The only reserved parking lot, for members of the Top Cat Club, is at Gate 3. Ample free parking is available in the remaining lots around the arena.

DIRECTIONS

Directions to Southeastern's campus and University Center are as follows:

• **FROM EASTBOUND I-10, I-12 (Slidell/Biloxi)**
Take I-10, I-12 to Hammond to Interstate 55 North. Go North on Interstate 55 to the Wardline Rd./University Avenue exit (exit No. 32). Turn right onto University Ave. and go approximately two miles before turning left at the second red light.

• **FROM WESTBOUND I-10, I-12 (Baton Rouge)**
Take I-10, I-12 to Hammond to Interstate 55 North. Go North on Interstate 55 to the Wardline Rd./University Avenue exit (exit No. 32). Turn right onto University Ave. and go approximately two miles before turning left at the second red light.

• **FROM NORTHBOUND I-55 (New Orleans)**
Go North on Interstate 55 to the Wardline Rd./University Avenue exit (exit No. 32). Turn right onto University Ave. and go approximately two miles before turning left at the second red light.

• **FROM SOUTHBOUND I-55 (Jackson, Miss.)**
Go South on I-55 on Interstate 55 to the Wardline Rd./University Avenue exit (exit No. 32). Turn left onto University Ave. and go approximately two miles before turning left at the second red light.

LIONS ON THE RADIO

Entering its 26th season, the Southeastern Sports Radio Network will broadcast its games on KSLU-FM (90.9) in Hammond and on the internet at www.LionSports.net.

All broadcasts will begin 15 minutes prior to the scheduled tip-off and the "Southeastern Postgame Show" airs at the conclusion of the game.

LIONS ON THE WEB

Southeastern basketball information is available around the world, 24 hours a day on Southeastern's athletics website - www.LionSports.net. Updated statistics, news releases, phone numbers, e-mail addresses, access to Southeastern Athletics Sports Radio Network broadcasts, Live Game Statistics and more is available through our home page.



Kemmler Chapple
Director

Office Phone:
985-549-3221

Mobile Phone:
985-974-5466

E-Mail:
kemmler.chapple@southeastern.edu



Damon Sunde
Associate Director

Office Phone:
985-549-3774

Mobile Phone:
225-938-5987

E-Mail:
damon.sunde@southeastern.edu



Chris Salim
Assistant Director

Office Phone:
985-549-2142

Mobile Phone:
318-471-5972

MBB Contact
E-Mail:
christopher.salim@southeastern.edu

Mailing Address:
Southeastern Media Relations
SLU 10309
Hammond, LA 70402

Overnight Address:
Southeastern Media Relations
Dugas Center for Southeastern Athletics
800 Galloway Drive
Hammond, LA 70402

2018-19 SOUTHEASTERN LOUISIANA MEN'S BASKETBALL



Numerical

No.	Name	Pos.	Ht.	Wt.	Cl.	Hometown/Previous School
0	Marlain Veal	G	5-9	160	Sr.	New Orleans, La./Helen Cox HS
1	Jeremiah Saunders	G	6-3	200	Fr.	Fort Lauderdale, Fla./Northeast HS
2	Pape Diop	F	6-9	205	So.	Ziguinchor, Senegal/Chipola College
3	Parker Edwards	G	6-3	195	Fr.	Mandeville, La./St. Paul's HS
4	D'Angelo West	G	6-3	180	Sr.	Jackson, Miss./Hinds CC/Texas State
5	Kajon Brown	G	6-5	200	Jr.	Harvey, La./Brigham Young (BYU)
10	Von Julien	G	6-0	170	Jr.	Reserve, La./Tulane University
11	Chris Mejia	G	6-3	195	So.	Miami, Fla./Mater Academy
12	Matthew Strange	G	5-11	170	Fr.	Woodlands, Texas/St. Pius X HS
13	Moses Greenwood	F	6-6	225	Sr.	Sharon, Miss./Velma Jackson HS
15	Maxwell Starwood	F	6-9	250	So.	Baton Rouge, La./Texas State
20	Brandon Gonzalez	F	6-6	200	So.	Punta Gorda, Fla./Charlotte HS
21	Willie Lapoole	F	6-9	220	Fr.	Monroe, La./Ouachita HS
22	Patrick Bossetta	F	6-4	210	So.	Folsom La./Hendrix College
23	Quinton Thomas	G	6-2	185	Sr.	Baton Rouge, La./Dunham HS
24	Keith Charleston	F	6-8	220	Sr.	Little Rock, Ark./NW Florida State College
25	Tyron Brewer	F	6-7	210	Fr.	Meridian, Ms./Meridian HS

Alphabetical

No.	Name	Pos.	Ht.	Wt.	Cl.	Hometown/Previous School
22	Patrick Bossetta	F	6-4	210	So.	Folsom La./Hendrix College
25	Tyron Brewer	F	6-7	210	Fr.	Meridian, Ms./Meridian HS
5	Kajon Brown	G	6-5	200	Jr.	Harvey, La./Brigham Young (BYU)
24	Keith Charleston	F	6-8	220	Sr.	Little Rock, Ark./NW Florida State College
2	Pape Diop	F	6-9	205	So.	Ziguinchor, Senegal/Chipola College
3	Parker Edwards	G	6-3	195	Fr.	Mandeville, La./St. Paul's HS
13	Moses Greenwood	F	6-6	225	Sr.	Sharon, Miss./Velma Jackson HS
20	Brandon Gonzalez	F	6-6	200	So.	Punta Gorda, Fla./Charlotte HS
10	Von Julien	G	6-0	170	Jr.	Reserve, La./Tulane University
21	Willie Lapoole	F	6-9	220	Fr.	Monroe, La./Ouachita HS
11	Chris Mejia	G	6-3	195	So.	Miami, Fla./Mater Academy
1	Jeremiah Saunders	G	6-3	200	Fr.	Fort Lauderdale, Fla./Northeast HS
15	Maxwell Starwood	F	6-9	250	So.	Baton Rouge, La./Texas State
12	Matthew Strange	G	5-11	170	Fr.	Woodlands, Texas/St. Pius X HS
23	Quinton Thomas	G	6-2	185	Sr.	Baton Rouge, La./Dunham HS
4	D'Angelo West	G	6-3	180	Sr.	Jackson, Miss./Hinds CC/Texas State

Head Coach: Jay Ladner (Southern Miss, 1988)

Assistant Coaches: David Kiefer (Kansas State, 1997); Kyle Roane (Southern Mississippi, 1995); Mike Cyprien (Southeastern, 2008)

Director of Basketball Operations: Garland Wilson (Jacksonville State, 2009)

By Class

Seniors (5):

Keith Charleston
Moses Greenwood
Quinton Thomas
D'Angelo West
Marlain Veal

Juniors (2):

Kajon Brown
Von Julien

Sophomores (3):

Patrick Bosetta
Pape Diop
Chris Mejia
Maxwell Starwood

Freshman (5):

Tyron Brewer
Parker Edwards
Willie Lapoole
Jeremiah Saunders
Matthew Strange

By State:

Arkansas (1):

Keith Charleston

Florida (3)

Brandon Gonzalez
Chris Mejia
Jeremiah Saunders

Louisiana (8):

Patrick Bosetta
Kajon Brown
Parker Edwards
Von Julien
Willie Lapoole
Quinton Thomas
Maxwell Starwood
Marlain Veal

Mississippi (3):

Tyron Brewer
Moses Greenwood
D'Angelo West

Texas (1):

Matthew Strange

Senegal (1):

Pape Diop

Pronunciations

0 Marlain Veal	Marlin
2 Pape Diop	Pop - Jop
11 Chris Mejia	Meh-HEE'-ah
Mike Cyprien	Sip-Re-In



2018-19 SOUTHEASTERN LOUISIANA MEN'S BASKETBALL

2018-19 PREVIEW



Lions look to defend Southland title

The Southeastern Louisiana men's basketball program enters the 2018-19 season atop the mountain of the Southland Conference under fifth-year head coach Jay Ladner. The Lions clinched the regular season championship for the first time since the 2004-05 season with a victory over Nicholls March 3 at the University Center 69-57.

SLU finished the regular season 22-12 and received a berth in the NIT (National Invitational Tournament) for the first time in program history where they faced 25th-ranked St. Mary's (CA).

Southeastern returns three starters from last year led by senior point guard Marlain Veal. The New Orleans, Louisiana native led the team in minutes played (1146), assists (207), steals (66) and free throws made (119). He was also second in scoring (12.8 PPG) behind departed senior Jordan Capps (13.4.) He led the conference in assists and was second in steals.

"Obviously I'm a little biased but I think Marlain is Pound for Pound the best player in division-I," said Ladner. "One of the things I'm really humbled about is that he chose to continue his career with us even though he was New Orleans Player of the Year. All we had to offer him when he got here was a dream and since he got here we have propelled to the top of the conference."

Senior power forward Moses Greenwood returns after averaging 10.2 points per game and

LIONS AT A GLANCE

Team Information	
2017-18 Overall Record	22-12
2017-18 Southland Record	15-3 (1st)
2017-18 Postseason	NIT
2017-18 Final National Rankings	NR
2017-18 Final Mid-Major Rankings	NR
Starters Returning/Lost	3/3
Letterwinners Returning/Lost	6/5
Newcomers	8

Starters Returning (3)

Marlain Veal (Sr. - G - 5-9 - 145)
2017-18 stats: 12.8 PPG 5.2 RPG, 6.1 APG

Keith Charleston (Sr. - F - 6-7 - 210)
2017-18 stats: 4.5 PPG, 4.1 RPG

Moses Greenwood (Sr. - F - 6-7 - 220)
2017-18 stats: 10.2 PPG, 5.6 RPG

Starters Lost (3)

James Currington (Sr. - G - 5-9, 150)
2017-18 stats: 7.6 ppg, 5.2 rpg

Jordan Capps (Sr. - F - 6-7 - 221)
2017-18 stats: 13.4 ppg, 4.2 rpg

Josh Filmore (Sr. - F - 6-0 - 175)
2017-18 stats: 9.2 PPG, 2.2 RPG, 1.8 APG

Other Returning Letterwinners (4)

Brandon Gonzalez (Fr. - F - 6-6 - 200)
2017-18 stats: 2.2 PPG, 1.3 RPG

Chris Mejia (So., G, 6-3, 190) - (Redshirt 2017-18)
2016-17 stats: 2.0 ppg, 0.3 rpg

D'Angelo West (Jr. - G. - 6-4 - 195)
2017-18 stats: 1.5 PPG, 0.4 RPG

Quinton Thomas (Sr. - G - 6-2 - 175)
2017-18 stats: 2.3 PPG, 1.4 APG

Other Letterwinners Lost (2)

Eddy Polanco (Sr. - G - 6-3 - 195)
2017-18 stats: 8.1 PPG, 2.2 RPG,

Jabbar Singleton (Sr - G - 6-0 - 190)
2017-18 stats: 6.6 PPG, 1.5 RPG

Newcomers (7)

Kajon Brown (Jr.- G - 6-5 - 200)

Patrick Bossetta (So. - 6-3 - 210)
Folsom, Louisiana (Hendrix College/Archbishop Hannan HS)

Von Julien (Jr. - G, 6-1, 160)
Reserve, Louisiana (Tulane University/Riverside Academy)
(Sat out 2017-18 after transferring from Tulane)

Matthew Strange (Fr., G, 5-11, 165)
The Woodlands, Texas (St. Pius X HS)
(Redshirted 2017-18)

Pape Diop (So. - F - 6-8 - 175)
Sengal/Chipola College

Parker Edwards (Fr. - G - 6-3 - 195)
Covington, La./St. Paul's HS

Willie Lapoole (Fr. - F - 6-8 - 195)
Monroe, La./Ouachita HS

Jeremiah Saunders (Fr. - G - 6-3 - 190)
Oakland Park, Fla./Oral Roberts

led the team in rebounds (184).

"Moses has had as much to do with our progress as anybody," said Ladner. "He is a model of consistency and plays hard every single night and I think he is one of the top players in the league. To have a player that talented with that kind of character is something you don't get all the time. Hopefully he will be an all-league player by the end of the season because he's earned it as much as anybody."

Senior Keith Charleston's versatility gives Ladner several options. The Little Rock, Arkansas native showed his ability to play in the paint or score from the perimeter in 2017-18.

"His growth as a player has been remarkable," said Ladner. "He has kind of remolded himself as a player and gone from a very quick, bouncy forward to a smart cerebral player that can play inside and out. He has a ton to do with our success."

The Lions will also look to leadership from senior guards Quinton Thomas and D'Angelo West. Both provided the Lions with valuable minutes in last year's run to the conference title.

"I think Quinton and D'Angelo could be real x-factors for this team," said Ladner. "Quinton has a chance to be one of the best on-ball defenders in the league. D'Angelo has yet to show just what he is capable of on the basketball court but trust me when I say, he can shoot the ball."

Also returning for the Lions is sophomore Brandon Gonzalez. The guard from Punta Gorda, Florida made the most of his opportunities last year. He scored 15 points on 6-for-6 shooting at Northwestern State in just 20 minutes Feb. 24.

"Brandon was one of the top players to come out of Florida," said Ladner. "He had a great finish to the season last year and was one of the main reasons we finished so strong."

Several newcomers could make an immediate impact for Southeastern, led by junior Von Julien. The guard from New Orleans, Louisiana sat out the 2017-18 season after transferring from Tulane. Julien is a terrific ball handler with great floor vision that could be a perfect complement to Veal.

"He brings an unbelievable dimension to our team," said Ladner. "Believe it or not he is actually faster than Marlain (Veal) end-to-end just not quite as quick and shifty. But he is a quarterback so when he is out there with Marlain it makes for a dangerous combination."

Junior Kajon Brown, a 6-5 guard who transferred from BYU, brings a level of athleticism to this team that will make SLU formidable in transition.

"He's a talented player," said Ladner. "He is going to be a vital part of our success. He is a tremendous athlete that will make some highlight reel plays and fans can expect to see

dunks from him that will fire up our crowd."

Chris Mejia and Matthew Strange return after redshirting last season to help provide some depth and hard-nosed mentality to the Lions' back court.

"Chris is one of the most dedicated hard-working players I've ever seen," said Ladner. "He'll have a great impact and can really shoot the basketball and then a guy like Matt (Strange) has probably progressed as much any player I have ever coached. The amount of time both Chris and Matt spend working on their game is incredible and it's no surprise they've improved as much as they have."

The Lions will have a force in the middle this year that could make SLU one of the most formidable defensive teams in the country. Pape Diop, a 6-8 sophomore from Senegal, has the ability to block shots and wreak havoc in the lane.

"I don't think I'm stepping out on the limb here," said Ladner. "But by the time he finishes here, he will be one of the best players to ever play here. He is big, rangy and athletic. He plays hard every day and will be a force on both ends of the floor."

Another new comer to watch is freshman Tyron Brewer, from Meridian, Mississippi who is an extremely talented and athletic guard that could add even more depth to the roster.

"Tyron was actually committed to UConn so he may be one of the biggest steals we've ever had," said Ladner. "He has the ability to make an immediate impact. He's long, bouncy and athletic and his motor never quits running."

Patrick Bosetta, after redshirting, returns for his sophomore year.

"Pat is a model player," said Ladner. "This is the kind of kid that you want your son to be like. He's everything you want in a player. He takes basketball and academics very serious."

The Lions also added 6-8 freshman forward, Willie Lapoole. The Ouachita, Louisiana native provides the Lions with even more size and athleticism in the paint.

"Willie is part of this heralded recruiting class that I think is the best we've ever had," said Ladner. "He is the kind of player we look for with our bigs. He can score with his back to the basket, he can step out and shoot and has a remarkable ability to block shots. He will be an all-league type player before he leaves."

Southeastern also added freshmen Parker Edwards and Jeremiah Saunders to the fray.

Saunders, a 6-3 guard from Oak Park, Florida, is smooth and can shoot the basketball and will be a key for the Lions off the bench.

"I jumped about ten feet when I found out we signed Jeremiah," said Ladner. "He has not disappointed since arriving. He can really shoot it and defend."

Edwards, is the all-time leading scorer for his alma-mater St. Paul's High School in Covington, Louisiana.

"We love recruiting locally," said Lander. "And Parker has not disappointed. He has an incredible ability to score the basketball and that's something we look for in all our recruits."

The Lions are talented top-to-bottom and appear poised and ready to make a deep run at the Southland Conference title.

Ladner and the SLU coaching staff have loaded this team with talented versatile players that can help them match up with the likes of Stephen F. Austin and non-conference matchups at LSU and Texas Tech.

Southeastern opens the season Tuesday, Nov. 6 at 7:30 p.m. at the Maravich Assembly Center against the LSU Tigers.



Southeastern Louisiana forward Moses Greenwood pass between two defenders during the Lions' 89-79 win against Sam Houston State in the Southland Conference Tournament March 9 in Katy, Texas.



2018-19 SOUTHEASTERN LOUISIANA MEN'S BASKETBALL

Southeastern Louisiana point guard Marlain Veal was named to the Pre-Season All-Southland Conference First Team,

Veal, the New Orleans, Louisiana native, was named Southland Conference Defensive Player of the Year in 2017-18 guiding the Lions to a 22-12 season, the most wins by the program since 2005.

The senior led the Lions in minutes played (1146), assists (207) and steals (66) last year helping guide SLU to their first Southland Conference title since 2005 and the program's first ever NIT appearance.

"I couldn't be more proud of Marlain," said fifth-year head coach Jay Ladner. "He deserves all the attention and more that he's receiving. I truly believe he's the best player, pound for pound, in the country. I also know that he's humble enough to know that these awards are not possible without his outstanding teammates. When Marlain chose to continue his academic and athletic career here we didn't have a lot to offer on the basketball side other than a dream. His progress has paralleled the success of our program and now has us competing at the top of our league."

The Helen Cox High School grad showed his all-around versatility averaging 12.8 points, 6.1 assists, 5.2 rebounds, and 1.9 steals per game last season. Veal was also named Southland Conference Player of the Week Nov 27-Dec. 4.

Veal was also clutch for the Lions. He picked the best night possible to have his season high in scoring. He dropped 29 points in an 89-79 win against Sam Houston State in the Southland Conference Tournament propelling the Lions to the championship game against Stephen F. Austin.

While the 2017-18 season was spectacular for Veal, he has built a remarkable resume in his three years with SLU. Veal has been selected to the All-Southland Conference Team three years in a row.

With his 207 assists last year, Veal broke the all-time program record for career assists and is just 13 steals shy of breaking the program record.

Stephen F. Austin leads all schools with three picks to the first team in senior guard Shannon Bogues from Killeen, Texas, junior guard/forward Kevon Harris from Ellwood, Ga., and senior forward TJ Holyfield from Albuquerque, N.M. The trio helped lead the Lumberjacks to their fourth NCAA Tournament appearance in five years last season.

Northwestern State senior forward/center Ishmael Lane completes the first team. The Port Allen, Louisiana native was second in the league in blocked shots (1.8 bpg), sixth in rebounding (7.2 rpg) and 13th in scoring (13.7 ppg).

Houston Baptist's Josh Ibarra returns to the court for his senior season after being forced to take a medical redshirt early into last year's campaign. He leads the selections voted on by the Southland head coaches. Abilene Christian received two spots on the second team in senior forward Jaren Lewis and junior center Jalone Friday. Lamar's Josh Nzeakor and Sam Houston State's Marcus Harris round out the selections.



1	STEPHEN F. AUSTIN 287	2	SOUTHEASTERN LA 243
3	NEW ORLEANS 204	4	ABILENE CHRISTIAN 196
5	LAMAR 186	6	SAM HOUSTON 184
7	MCNEESE 172	8	UCA 136
9	TAMU-CC 115	10	HOUSTON BAPTIST 101
10	NICHOLLS 101	12	NORTHWESTERN STATE 73
13	INCARNATE WORD 30		

POWERED BY SCORESHOT

2018-19 Preseason All-Southland Conference

			First Team		Hometown	
Name	Cl.	Pos.	School			
Marlain Veal	Sr.	G	Southeastern La.			New Orleans, La..
Shannon Bogues	Sr.	G	Stephen F. Austin			Killeen, Texas
Kevin Harris	Jr.	GF	Stephen F. Austin			Ellenwood, Ga.
TJ Holyfield	Jr.	F	Stephen F. Austin			Albuquerque, N.M.
Ishmael Lane	Sr.	F/C	Northwestern State			Port Allen, La
			Second Team		Hometown	
Name	Cl.	Pos.	School			
Josh Ibarra	Sr.	C	Houston Baptist			Angleton, Texas
Jalone Friday	Jr.	C	Abilene Christian			Oklahoma City, Okla.
Josh Nzeakor	Sr.	F	Lamar			Mesquite, Texas
Jaren Lewis	Sr.	F	Abilene Christian			Orlando, Fla.
Marcus Harris	Sr.	G	Sam Houston State			San Antonio, Texas



University Center

If you happen to enter the Southeastern Louisiana University campus from the west, you can't help but notice the Lions' trademark athletic facility dominating the horizon. Southeastern's multi-purpose University Center provides an impressive home for Lion and Lady Lion basketball as well as the volleyball squad.

Built in 1982 at a cost of \$16.3 million, the 15,000-square foot UC has seating capacity for 7,561 with the ability to accommodate 1,400 moveable seats on the floor. It has hosted many other functions including Southeastern's commencement; a variety of concerts including Kenny Rogers, Alabama, Reba McEntire, Randy Travis and the Commodores; community events, and the circus.

The arena features in-house sound and electrical system for arena programs, a 1,728 square-foot maximum portable stage and a portable basketball court. There are 16 entrances to the building, 32 doors and three ticket booths with six stations. The building is completely accessible to the handicapped.

The UC houses nine multi-purpose and conference-style meeting rooms, as well as the men's and women's basketball and women's volleyball offices, two television studios and an in-house athletic training room and weight room.

The center also has satellite downlink capabilities. All of the ground floors meeting rooms are equipped to receive televised programs for conferences and classes. Wireless Internet is also available in some meeting rooms.

The facility has parking spaces for approximately 2,500 cars either at the Center itself or in adjacent and nearby areas.

Southeastern christened its new arena with a 73-48 win over the College of the Ozarks on Nov. 27, 1982. The Lions have continued to have success in "The Jungle" in the 34 seasons since, compiling a .638 winning percentage (270-153 percentage) on their home court. Southeastern's 16-game home win streak, which stretched over the 2015-16 and 2016-17 seasons, was the 10th-longest in the nation at the time.

A number of upgrades have been made to the facility in recent years. During the 2011-12 basketball season, a new electronic message board was added to the press row area to improve the aesthetics. A new scoreboard was installed in the summer of 2016 while a new multi-surface court was laid down in August of that year. This past summer saw the addition of a new sound system as well as improved lighting.

Top 15 University Center Attendance Marks

Rank	Attendance	Opponent	Date	Result
1.	4,200	Murray State	(1/24/83	SLU, 75-65
2.	4,100	Tulane	(1/18/84	Tulane, 49-44
3.	3,946	Stephen F.Austin	(1/31/87	SFA, 57-49
4.	3,800	Northwestern State	2/28/85	SLU, 89-81
	3,800	Rice	11/30/85	SLU, 80-75
6.	3,400	Stephen F.Austin	2/25/85	SLU, 75-72
7.	3,258	Southern	1/27/92	Southern, 98-93
8.	3,106	College of Charleston	2/22/96	SLU, 93-83
9.	3,100	Arkansas-Little Rock	1/30/86	UALR, 105-97
10.	2,973	Jackson State	1/28/84	SLU, 51-46
11.	2,921	Sam Houston State	3/10/05	SLU, 71-62
12.	2,864	Mercer	2/9/95	SLU, 87-78
13.	2,850	Jackson State	1/29/83	SLU, 75-58
14.	2,785	Campbell	2/24/96	Campbell, 69-65
15.	2,723	Northwestern State	1/21/06	NW State, 60-58

Southeastern's Record in the University Center

1982-83	13-1	1996-97	5-8	2009-10	14-1
1983-84	7-6	1997-98	4-8	2010-11	9-2
1984-85	10-1	1998-99	6-7	2011-12	11-4
1985-86	6-5	1999-2000	7-6	2012-13	9-3
1986-87	7-4	2000-01	4-7	2013-14	8-5
1987-88	7-6	2001-02	3-9	2014-15	5-6
1988-89	3-9	2002-03	8-5	2015-16	9-3
1990-91	6-4	2003-04	13-0	2016-17	11-3
1991-92	3-7	2004-05	11-1	2017-18	10-3
1992-93	7-6	2005-06	11-3	Totals (35 seasons):	
1993-94	7-3	2006-07	8-3	270-153, .638	
1994-95	8-6	2007-08	11-4		
1995-96	10-3	2008-09	9-4		



2018-19 SOUTHEASTERN LOUISIANA MEN'S BASKETBALL

Seniors



Standing from left are seniors Marlain Veal, Moses Greenwood, Keith Charleston, D'Angelo West and Quinton Thomas. Kneeling is head coach Jay Ladner.

Coaching Staff



Standing from left are volunteer assistant coach Jason Williams, assistant coaches Mike Cyprien, Kyke Roane, David Kiefer and Director of Basketball Operations Garland Wilson. Kneeling is head coach Jay Ladner.



4200
STUDENT-ATHLETES

13
INSTITUTIONS

17
SPORTS

WE ARE #SOUTHLANDSTRONG



2018-19 SOUTHEASTERN LOUISIANA MEN'S BASKETBALL

PLAYER PROFILES



24 KEITH CHARLESTON

GUARD / REDSHIRT-SENIOR / IL
6-8, 207

LITTLE ROCK, ARK.
JACKSONVILLE HS

NORTHWEST FLORIDA STATE COLLEGE
LABETTE COMMUNITY COLLEGE

CAREER HIGHS

POINTS..... 15, 3/9/2018
FGM..... 6, at ULM 11/16/2018
FGA..... 15 at ULM 11/16/2018
3-FG..... 3, at Northwestern State 2/24/18
3-FGA..... 5, at ULM 11/16/2018
FTM..... 3 (thrice), last at Northwestern State 2/24/18
FTA..... 6, (twice) last at Incarnate Word 2/17/18
REBOUNDS.. 11, (twice), last at Incarnate Word 2/17/18
ASSISTS..... 4 (4 times), last at Nicholls 1/27/18
BLOCKS..... 2, at Kent State 11/21/18
STEALS... 3 (twice), last at Northwestern State 2/24/18
MINUTES..... 37, vs. Stephen F. Austin 3/10/18

2017-18

Joined Marlain Veal in tying a school record by appearing in 34 games, starting 16 ... Averaged 4.5 points, 4.1 rebounds and 21.7 minutes per game ... Also had 45 assists and 13 steals ... Led the team in rebounding six times, in blocks four, in steals twice and assists once ... Tied a career high with 15 points in victory over Sam Houston State in Southland Conference Tournament semifinals ... Also tied for team-high honors with six rebounds while adding two assists ... Tied career highs with 15 points and four assists while adding 10 rebounds for his third career double-double at ULM ... Also had four assists at Valparaiso, at UCF and at Nicholls ... Had career-best 11 rebounds in back to back games against Central Arkansas and at UIW ... Tied a career high with three steals at Northwestern State ... Blocked a career-best two shots at Kent State ... Had 10 points in season-ending win over Nicholls that clinched the top seed in the Southland Tournament ... Pulled down 10 rebounds at Samford.

2016-17

Redshirted.

2015-16 (at Southeastern):

Started the first nine games of the season ... Missed the final 24 games with an injury ... Finished second on the team with 6.2 rebounds a contest and third with 9.0 points per game ... Made 64.7 percent of his field goals ... Scored in double digits in each of his last four games and had five double-digit games overall ... Had a pair of double-doubles ... Recorded a season-high 15 points and 10 rebounds in a 77-68 loss to Gardner-Webb in the Boise State Invitational ... Also had 10 rebounds to go with 11 points in a 76-69 win over Mississippi College ... Scored 13 points and had eight rebounds in a 62-60 loss to Arkansas Pine-Bluff in the Boise State Invitational ... Had 10 points against both Loyola (N.O.) and Southern.

2014-15 (at Northwest Florida State):

Transferred to Northwest Florida State College and teamed with current Lion Jordan Capps to guide the Raiders to the NJCAA Division I National Championship ... Played in 31 games, starting three ... Averaged 6.9 points, 6.8 rebounds per game and 1.7 assists ... Second on the team in rebounds (211) ... Scored in double figures nine times, including season-high 14 points against Faith Baptist ... Hauled in double-digit rebounds six times, including season-best 14 against Northwest College in the national tournament.

2013-14 (at Labette CC):

Played in 30 games, starting seven, as a freshman at Labette Community College in Parsons, Kansas ... Averaged 9.2 points, 6.4 rebounds, 2.1 assists and 1.1 steals per game ... Led team in blocked shots (17) ... Second on the team in rebounding (191), assists (64) and steals (32) ... Third in shooting percentage (48.6 percent) ... Scored in double figures 13 times, including season-high 22 points against Cowley County ... Hauled in double-digit rebounds against Hutchinson (11) and Neosho County (10).

High School:

Earned three letters in basketball at Jacksonville (Ark.) HS ... Helped lead team to state title and a runner-up finish ... Two-time All-State and All-Conference ... Also named All-Metro ... Team captain averaged 15 points, nine rebounds and three assists as a senior.

Personal:

Born Keith Anthony Charleston, Jr. in Little Rock, Arkansas ... Nickname is Slim Jimi ... Son of Keith and Pamela Charleston ... Has two siblings, Miracle and Symphony ... Uncle Shaun Tolbert played college football at the University of Arkansas ... Enjoys playing 2K and spending time with family, teammates and friends ... Majoring in general studies.

CHARLESTON'S CAREER STATISTICS

Year	GP-GS	Min-Avg	Total		3 Point			Rebounds			PF-FO	Ast-TO	Blk	Stl	Pts / Avg		
			FG-FGA	Pct	FG-FGA	Pct	FT-FTA	Pct	Off-Def	Tot						Avg	
2015-16	9-9	238-26.4	33-51	.647	1-1	1.000	14-25	.560	15-41	56	6.2	24-1	10-24	1	6	81	9.0
2017-18	34-19	738-21.7	56-135	.415	20-50	.400	21-48	.438	45-94	139	4.1	68-2	45-49	8	13	153	4.5
Total	43-28	976-22.7	89-158	.478	21-50	.412	35-73	.479	60-195	195	4.5	92-3	55-73	9	19	234	5.4

2018-19 SOUTHEASTERN LOUISIANA MEN'S BASKETBALL



CHARLESTON'S GAME-BY-GAME STATISTICS 2017-18

Opponent	Min	FG	3FG	FT	Reb	PF/D	A	TO	Blk	Stl	Pts
Centenary	24	2-5	0-1	1-1	4	3-0	2	2	0	1	5
at Tulane	20	2-5	1-2	0-2	3	2-0	0	3	0	0	5
at UL-Monroe	35	6-15	3-5	0-0	10	1-0	4	1	0	1	5
at Valparaiso	27	1-2	0-1	2-2	2	1-0	4	3	0	0	4
at Kent State	31	2-7	1-2	1-2	10	1-0	1	1	2	0	6
at Samford	32	1-3	1-2	1-2	4	0-0	1	1	0	1	4
vs Miss. Valley State	20	0-0	0-0	0-2	5	1-0	3	2	0	0	0
Loyola - New Orleans	18	3-4	1-1	1-1	5	3-0	0	3	0	0	8
at Central Florida	22	0-0	0-0	0-0	2	3-0	4	3	0	2	0
Southern-New Orleans	11	2-4	1-2	0-0	3	2-0	2	2	0	0	5
Grambling State	12	0-2	0-1	0-0	0	2-0	0	2	0	0	0
at UL-Lafayette	15	1-2	0-0	0-0	1	3-0	0	0	0	0	2
at Notre Dame	15	1-7	0-1	2-4	3	0-0	1	3	0	1	4
Stephen F. Austin	10	0-2	0-2	0-1	0	2	0	1	0	0	0
at Central Arkansas	25	3-7	2-3	0-0	3	5-1	3	3	0	0	8
at Abilene Christian	10	0-1	0-0	0-0	2	0-0	0	2	0	0	0
at Lamar	17	3-7	1-3	0-0	5	2-0	2	1	0	0	7
McNeese	19	1-6	1-3	3-4	6	2-0	0	1	0	0	6
Houston Baptist	16	1-1	0-0	0-0	3	1-0	0	3	0	1	2
Northwestern State	17	3-4	2-3	0-0	4	4-0	0	0	0	0	8
at Sam Houston State	16	1-3	0-1	0-1	2	0-0	0	0	0	0	1
at Nicholls	21	0-0	0-0	0-0	0	3-0	4	3	0	0	0
Texas A&M-CC	19	0-1	0-1	0-0	2	0-0	3	0	0	0	0
Central Arkansas	21	1-3	0-1	1-4	11	1-0	3	0	1	1	3
at Incarnate Word	29	1-2	0-1	2-6	11	3-0	2	0	0	0	4
at McNeese	22	1-4	0-0	0-0	3	3-0	1	2	0	1	2
New Orleans	22	2-4	0-1	2-2	5	3-0	1	1	1	0	6
Abilene Christian	15	0-0	0-0	0-2	2	3-0	0	1	0	0	0
at Northwestern State	27	2-3	1-1	3-5	4	5-1	1	1	1	3	8
at New Orleans	21	2-3	0-0	0-0	4	4-0	0	2	0	0	4
Nicholls	30	5-11	0-3	0-3	7	3-0	0	1	1	0	10
Sam Houston State	35	5-6	3-4	2-4	6	2-0	2	1	0	0	15
Stephen F. Austin	37	2-5	2-3	0-0	2	2-0	3	1	1	1	6
St. Mary's (CA)	27	2-6	0-3	0-0	4	0-0	0	1	0	0	4
Totals	738	56-135	20-50	21-48	139	68-2	45	49	8	13	153





2018-19 SOUTHEASTERN LOUISIANA MEN'S BASKETBALL



13 MOSES GREENWOOD

FORWARD / SENIOR / 3L
6-6, 220
SHARON, MISS.
VELMA JACKSON HS

CAREER HIGHS

POINTS..... 23 (twice), last vs. Florida A&M, 12/12/2016
FGM..... 10, vs. Florida A&M, 12/12/2016
FGA..... 15, at Incarnate Word, 2/7/18
FTM..... 9, at Florida A&M, 12/15/2015
FTA..... 12, at Florida A&M, 12/15/2015
REBOUNDS..... 13, vs. Nicholls, 2/1/2017
ASSISTS..... 3, at Georgia Tech, 12/21/2015
BLOCKS..... 3, at Lamar 1/10/2018
STEALS..... 5, vs. Houston Baptist, 1/21/2017
MINUTES..... 38, at Sam Houston, 1/28/2017

Personal:

Born Moses Greenwood, III in Sharon, Miss. ... Son of Betty and Moses Greenwood, Jr. ... Has two siblings, Mozetta and Shondria ... Cousin David Greenwood was the No. 2 overall pick in the 1979 NBA draft ... Uncle L.C. Greenwood played in the NFL for the Pittsburgh Steelers ... Enjoys playing a variety of sports and working out ... Nickname is "Mobuckets" ... Majoring in criminal justice.

2017-18:

Played in 33 games with 13 starts ... Averaged 22.0 minutes per game ... Was third on the Lions with 10.2 points per contest while averaging a team-high 5.6 rebounds ... Was 12th in the conference with 5.8 rebounds per game during the regular season ... Was sixth in the league in field goal percentage (.534) ... Shot 55.5 percent in conference games ... Had four double-digit rebounding games and three double-doubles ... Ranks sixth in Lions history in field goal percentage (.553) ... Led the team in rebounding 10 times, in blocks 14, in scoring in five and in steals in three ... Scored 11 points in victory over Sam Houston State in the semifinals of the Southland Tournament ... Received honorable mention Southland Player of the Week honors after pouring in 20 points and had 10 rebounds at Sam Houston State and 20 points at Nicholls ... Had 12 points and season-best 12 rebounds at Central Arkansas ... 12 boards were the most by a Lion in 2017-18 ... Had 10 points and 10 rebounds against SUNO ... Had 18 points and eight rebounds as Lions clinched a share of conference title against Nicholls ... Tossed in 20 points at McNeese.

2016-17:

Appeared in 32 games with 22 starts ... Averaged 11.3 points and 6.0 rebounds per game ... Led the team and was fifth in the Southland with a .556 field goal percentage ... Was also eighth in offensive rebounds per game (2.4 rpg), 20th in rebounding and 27th in scoring ... Was second on the team in both blocks (20) and steals (35) while adding 15 assists ... Led the team in scoring five times, rebounding 10, steals 10 and blocks nine ... Had 20 double-digit games on the season ... Recorded three double-doubles ... Grabbed seven rebounds and scored seven points in 63-58 win at New Orleans ... Scored 12 points and had seven rebounds in 77-71 loss at Nicholls ... Tossed in 10 points in 87-70 win over Central Arkansas ... Tied for the team lead with five rebounds while adding 12 points in 60-52 loss to Stephen F. Austin ... Had his third double-double of the season with 14 points and a career-high 13 rebounds in 72-44 win over Nicholls ... Scored 17 points in 71-69 loss at Sam Houston ... Had 10 points in 85-71 loss to Northwestern State ... Earned Southland Player of the Week honorable mention recognition after scoring a team-high 17 points and grabbing a career-high five steals in 83-71 win over Houston Baptist ... Also tied for the team lead with seven rebounds ... Tossed in a game-high 19 points and tied for the team lead with seven rebounds in 79-75 win over McNeese ... Grabbed 10 rebounds and had two assists in a 56-50 win at Abilene Christian ... Blocked a career-best three shots and had 12 points in 74-54 loss at Lamar ... Poured in team-high 22 points and had eight rebounds in 81-74 loss at Houston Baptist ... Had 10 points and eight rebounds in 74-63 win over Incarnate Word ... Also had eight rebounds and 13 points in conference-opening 75-53 win over Abilene Christian ... Had team-high two blocks and scored 12 points in 64-53 win at Southern ... Had 11 points and two steals in 71-65 loss at North Texas ... Led the Lions with 15 points and eight rebounds in 78-56 loss at Toledo ... Went 10-of-12 from the field in tying a career high with 23 points in a 108-69 win over Florida A&M ... The 83.3 shooting percentage tied for ninth-best in school history ... Tied for team honors with seven rebounds ... Poured in 23 points and had 10 rebounds in an 89-72 win over Xavier-Louisiana ... Scored 16 points in an 84-71 win over Jackson State ...

2015-16:

Played in all 33 games as a freshman, starting 11 ... Averaged 17.9 minutes a game ... Tossed in 7.6 points per game while averaging 4.3 rebounds ... Also had 19 blocks and 13 steals ... Shot 57 percent from the field ... Recorded double-digits in scoring 13 times and in rebounding twice ... Had double-double with season highs of 19 points and 11 rebounds in 67-64 loss at Florida A&M ... Tossed in 16 points at both Georgia Tech and Sam Houston ... Had 14 points in wins over Lamar and Abilene Christian ... Also had nine rebounds against ACU ... Pulled down 10 rebounds in 93-81 win over New Orleans.

High School:

Multi-sport athlete earned four letters in basketball along with one in track and field at Velma Jackson High School in Camden, Miss. ... Helped lead Velma Jackson to three-straight state titles to close out his high school playing days ... First-team All-State selection in 3A ... Averaged 12.9 points, 5.5 rebounds and 2.0 blocks as a senior ... Was named a member of the Clarion Ledger's Dandy Dozen.

GREENWOOD'S CAREER STATISTICS

Year	GP-GS	Min-Avg	Total		3 Point			Rebounds			PF-FO	Ast-TO	Blk	Stl	Pts / Avg	
			FG-FGA	Pct	FG-FGA	Pct	FT-FTA	Pct	Off-Def	Tot						Avg
2015-16	33-11	591-17.9	98-172	.570	0-1	.000	54-85	.635	43-99	142	4.3	102-6	9-33	19	13	250 7.6
2016-17	32-22	841-26.3	148-266	.556	0-1	.000	66-101	.653	77-114	191	6.0	93-2	15-57	20	35	362 11.3
2017-18	33-13	727-22.0	139-258	.539	4-12	.333	53-78	.679	70-114	184	5.6	90-3	13-59	30	14	335 10.2
Total	98-46	2159/22.0	385-696	.553	4-14	.286	173-264	.655	190-327	517	5.3	285-11	27-149	69	62	947 9.7

2018-19 SOUTHEASTERN LOUISIANA MEN'S BASKETBALL



GREENWOOD'S GAME-BY-GAME STATISTICS 2017-18

Opponent	Min	FG	3FG	FT	Reb	PF/D	A	TO	Blk	Stl	Pts
Centenary	19	2-4	0-0	1-3	9	1-0	1	4	2	2	5
at Tulane	19	3-7	1-1	2-4	9	5-1	0	0	1	0	9
at UL-Monroe	24	3-7	0-1	3-5	8	4-0	0	3	1	0	9
at Valparaiso	20	5-13	0-2	1-3	7	3-0	0	3	0	0	11
at Kent State	26	1-7	0-0	3-4	5	5-1	1	2	0	1	5
at Samford	21	2-5	1-1	1-2	4	1-0	0	1	0	0	6
vs Miss.Valley State	18	5-8	0-0	0-0	4	3-0	1	0	0	1	10
Loyola - New Orleans	26	6-8	1-1	2-2	9	2-0	0	2	2	1	15
at Central Florida	19	2-3	0-1	0-0	0	4-0	2	1	0	0	4
Southern-New Orleans	21	5-9	0-0	0-0	10	3-0	0	4	1	1	10
Grambling State	24	3-4	0-0	1-2	8	3-0	1	4	1	0	7
at UL-Lafayette	23	5-8	1-1	3-3	4	1-0	0	0	2	3	14
at Notre Dame	18	4-7	0-0	0-2	6	2-0	1	3	0	0	8
Stephen F.Austin	23	0-0	0-0	3-6	5	2-0	1	3	3	0	3
at Central Arkansas	19	4-9	0-0	4-4	12	3-0	0	0	0	0	12
at Abilene Christian	15	3-7	0-0	2-4	10	2-0	0	5	0	1	8
at Lamar	25	5-9	0-0	1-2	5	3-0	0	1	3	0	11
McNeese	16	2-6	0-0	4-4	7	3-0	0	3	0	0	8
Houston Baptist	12	3-6	0-0	0-0	4	3-0	0	2	2	0	6
Northwestern State	15	5-6	0-0	2-2	1	3-0	0	0	2	1	12
at Sam Houston State	31	7-12	0-1	6-7	10	4-0	0	2	2	0	20
at Nicholls	33	9-14	0-1	2-2	4	2-0	0	3	1	0	20
Texas A&M-CC	24	2-7	0-0	1-2	2	3-0	0	0	0	1	5
Central Arkansas	20	5-9	0-0	3-4	5	1-0	0	0	2	1	13
at Incarnate Word	21	7-15	0-1	0-0	4	0-0	0	1	1	0	14
at McNeese	26	8-14	0-1	4-5	3	2-0	2	2	0	0	20
New Orleans	17	5-7	0-0	1-2	6	4-0	0	4	0	0	11
Abilene Christian	5	2-3	0-0	0-0	2	2-0	0	0	0	0	4
at Northwestern State				DNP							
at New Orleans	27	6-9	0-0	0-0	4	4-0	0	1	0	0	12
Nicholls	35	8-13	0-0	2-2	8	1-0	2	2	3	1	18
Sam Houston State	30	5-8	0-0	1-2	3	4-0	0	1	1	0	11
Stephen F.Austin	27	4-6	0-0	0-0	3	2-0	1	2	0	0	8
St. Mary's (CA)	19	3-8	0-0	0-0	3	5-1	0	0	0	0	6
Totals	727	139-258	4-12	53-78	184	90-3	13	59	30	14	335



PLAYER PROFILES





2018-19 SOUTHEASTERN LOUISIANA MEN'S BASKETBALL

PLAYER PROFILES



QUINTON THOMAS

GUARD / SENIOR / IL
6-2, 175
BATON ROUGE, LA.
DUNHAM HS / NICHOLLS

CAREER HIGHS

POINTS..... 11, Southern-New Orleans, 12/14/17
FGM..... 4, Southern-New Orleans, 12/14/17
FGA..... 10, Southern-New Orleans, 12/14/17
FTM..... 5, Sam Houston, 3/9/18
FTA..... 6, Sam Houston, 3/9/18
REBOUNDS..... 4, Southern-New Orleans, 12/14/17
STEALS..... 2, at Northwestern State, 2/24/18
MINUTES..... 19, Stephen F.Austin, 3/10/18

High School:

Named first-team Class 2A All-State in 2013-14 at Dunham High School ... Averaged 22.4 points, 10.5 rebounds and 2.8 assists for the Tigers... Received All-Metro honors and was named District 6-2A MVP after leading Dunham to the district championship... Was named first-team all-district as a junior.

Personal:

Won a dunk competition in Texas.

2017-18 (at Southeastern)

Played in 28 games, averaging 9.5 minutes ... Averaged 2.3 points with 12 assists, seven steals and three blocks ... Had a career-high 11 points against SUNO ... Grabbed four rebounds at Nicholls and against Centenary ... Had a pair of assists at UIW and against Texas A&M-Corpus Christi ... Had two steals at Northwestern State.

2016-17 (at Southeastern):

Sat out due to NCAA transfer rules after transferring from Nicholls.

2015-16 (at Nicholls):

Saw action in 29 games ... Averaged 3.8 points and 1.6 rebounds per game ... Had 14 assists and 17 steals.

2014-15 (at Nicholls):

Played in 19 games with one start ... Averaged 3.9 points and 1.6 rebounds per contest ... Shot 42.6 percent from the field and 62.3 percent from the free throw line ... Had career-highs in points (18), field goals made (six), 3-pointers made (two), blocks (three) and assists (two) against Houston Baptist... Grabbed a career-high five rebounds against Central Arkansas ... Recorded a career-high three steals against Texas A&M-Corpus Christi.



THOMAS'S CAREER STATISTICS

Year	GP-GS	Min-Avg	FG-FGA	Pct	3 Point			Rebounds			PF-FO	Ast-TO	Blk	Stl	Pts / Avg	
					FG-FGA	Pct	FT-FTA	Pct	Off-Def	Tot						Avg
2017-18	28-0	265-9.5	19-50	.380	7-31	.226	20-27	.741	6-32	38	1.4	29-0	12-17	3	7	65 2.3
Total	28-0	265-9.5	19-50	.380	7-31	.226	20-27	.741	6-32	38	1.4	29-0	12-17	3	7	65 2.3

2018-19 SOUTHEASTERN LOUISIANA MEN'S BASKETBALL



THOMAS'S GAME-BY-GAME STATISTICS 2017-18

Opponent	Min	FG	3FG	FT	Reb	PF/D	A	TO	Blk	Stl	Pts
Centenary	15	0-2	0-2	0-0	2	3	1	2	1	1	0
at Tulane	12	1-2	1-1	0-0	1	2	0	0	0	0	2
at UL-Monroe		DNP									
at Valparaiso	6	0-1	0-1	0-0	2	1	0	0	0	0	0
at Kent State		DNP									
at Samford		DNP									
vs Miss. Valley State	2	0-0	0-0	0-0	0	1	0	0	0	0	0
Loyola - New Orleans	12	0-2	0-2	1-2	2	1	0	1	1	0	1
at Central Florida		DNP									
Southern-New Orleans	15	4-10	0-5	3-4	2	2	1	2	0	0	11
Grambling State		DNP									
at UL-Lafayette	8	1-1	1-1	0-0	0	3	1	0	0	0	3
at Notre Dame	8	0-2	0-1	1-2	1	0	0	1	0	1	1
Stephen F. Austin	3	0-0	0-0	0-0	0	0	0	1	0	0	0
at Central Arkansas	2	0-0	0-0	0-0	1	1	0	0	0	0	0
at Abilene Christian	4	0-0	0-0	2-2	0	1	0	0	0	0	2
at Lamar	3	0-0	0-0	0-0	0	0	0	0	0	0	0
McNeese	2	0-0	0-0	0-0	0	0	1	0	0	0	0
Houston Baptist	14	1-3	0-2	2-4	3	2	1	2	0	0	4
Northwestern State	11	1-2	1-2	0-0	2	1	1	0	0	0	3
at Sam Houston State	3	1-1	0-0	0-0	0	1	0	0	0	0	2
at Nicholls	15	2-3	2-2	0-0	4	2	0	1	0	0	6
Texas A&M-CC	12	1-3	1-2	0-0	2	0	2	0	0	1	3
Central Arkansas	4	0-1	0-1	0-0	0	0	0	0	0	0	0
at Incarnate Word	13	2-3	0-1	1-1	2	2	2	0	0	0	5
at McNeese	2	0-2	0-1	0-0	0	0	0	1	0	0	0
New Orleans	9	0-2	0-2	0-0	1	0	0	1	0	0	0
Abilene Christian	13	1-3	0-1	0-0	1	0	0	1	1	1	2
at Northwestern State	15	3-3	1-1	1-2	3	1	0	1	0	2	8
at New Orleans		DNP									
Nicholls	15	1-1	0-0	2-2	2	3	1	1	0	1	4
Sam Houston State	14	0-1	0-1	5-6	3	0	0	1	0	0	5
Stephen F. Austin	19	0-1	0-1	0-0	1	1	0	0	0	0	0
St. Mary's (CA)	14	0-1	0-1	2-2	1	0	1	1	0	1	2
Totals	265	19-50	7-31	20-27	38	29	12	17	3	7	65



PLAYER PROFILES





2018-19 SOUTHEASTERN LOUISIANA MEN'S BASKETBALL



4 D'ANGELO WEST

GUARD / SENIOR / IL
6-4, 195
JACKSON, MISS.
PROVINE HS
HINDS CC / TEXAS STATE

POINTS..... 12, Loyola _New Orleans, 11/28/17
FGM..... 4, Loyola _New Orleans, 11/28/17
FGA..... 10, Loyola _New Orleans, 11/28/17
3-FG..... 4, Loyola _New Orleans, 11/28/17
3-FGA..... 10, Loyola-New Orleans, 11/28/17
FTM..... 2, Northwestern State, 2/24/18
FTA..... 2, Northwestern State, 2/24/18
REBOUNDS..... 4, Southern-New Orleans, 12/14/17
MINUTES..... 21, at Tulane, 11/13/17

High School:

Was named to the Mississippi All-State Team and Mississippi All-Star team in his junior year at Provine High School in Jackson, Miss. ... Named 2011-12 Freshman to Watch in Jackson ... Received 2012-13 Offensive Player to Watch honor ... Named as 2013-14 Underclassman to Watch ... MVP of the Pepsi Tournament and Rumble of the South Tournament his junior year ... Averaged 22 points, five assists and three steals as a junior ... Helped lead Trinity (Louisville, Ky.) to the No. 1 seed in the state playoffs as a senior ... Ranked among top 75 players in the state of Kentucky.

2017-18: Played in 19 games, averaging 8.1 minutes ... Averaged 1.5 points with six assists and a steal ... Scored a season-best 12 points against Loyola-New Orleans ... Grabbed four rebounds against SUNO ... Opened his Lion career with nine points against Centenary.

2016-17 (at Hinds CC):

Averaged 18.3 points, 2.8 rebounds and 3.1 assists at Hinds Junior College in Utica, Miss. in 2016-17 ... Recognized as the MACJC and NJCAA Player of the Week after scoring a career-high 39 points against Delgado.

2015-16 (at Texas State):

Averaged 1.4 points, 0.6 rebounds and 0.2 assists in 20 games ... Recorded career highs with nine points and three rebounds against UT Arlington.

High School:

Was named to the Mississippi All-State Team and Mississippi All-Star team in his junior year at Provine High School in Jackson, Miss. ... Named 2011-12 Freshman to Watch in Jackson ... Received 2012-13 Offensive Player to Watch honor ... Named as 2013-14 Underclassman to Watch ... MVP of the Pepsi Tournament and Rumble of the South Tournament his junior year ... Averaged 22 points, five assists and three steals as a junior ... Helped lead Trinity (Louisville, Ky.) to the No. 1 seed in the state playoffs as a senior ... Ranked among top 75 players in the state of Kentucky.

Personal:

Born in Jackson, Miss. ... Son of Dennis and Jessica West ... Mom played collegiate volleyball ... Has three siblings, Tyson Tufano, Jordan West and Dennis West... Majoring in kinesiology.



WEST'S CAREER STATISTICS

Year	GP-GS	Min-Avg	FG-FGA	Pct	3 Point			Rebounds			PF-FO	Ast-TO	Blk	Stl	Pts / Avg	
					FG-FGA	Pct	FT-FTA	Pct	Off-Def	Tot						Avg
2017-18	19-0	154-8.1	9-46	.196	9-40	.225	2-2	1.000	1-7	8	0.4	12-0	6-7	0	1	29 1.5
Total	19-0	154-8.1	9-46	.196	9-40	.225	2-2	1.000	1-7	8	0.4	12-0	6-7	0	1	29 1.5

2018-19 SOUTHEASTERN LOUISIANA MEN'S BASKETBALL



WEST'S GAME-BY-GAME STATISTICS 2017-18

Opponent	Min	FG	3FG	FT	Reb	PF/D	A	TO	Blk	Stl	Pts
Centenary	15	3-8	3-6	0-0	1	3	1	0	0	0	9
at Tulane	21	0-4	0-4	0-0	0	2	1	1	0	0	0
at UL-Monroe	11	0-3	0-2	0-0	1	1	1	0	0	0	0
at Valparaiso	4	0-1	0-1	0-0	0	0	0	0	0	0	0
at Kent State		DNP									
at Samford		DNP									
vs Miss.Valley State	5	1-3	1-3	0-0	0	1	0	0	0	0	3
Loyola - New Orleans	13	4-10	4-10	0-0	0	1	0	2	0	0	12
at Central Florida	3	0-1	0-3	0-0	0	0	0	0	0	0	0
Southern-New Orleans	17	0-3	0-3	0-0	4	0	0	0	0	0	0
Grambling State	1	0-0	0-0	0-0	0	0	0	0	0	0	0
at UL-Lafayette		DNP									
at Notre Dame		DNP									
Stephen F.Austin		DNP									
at Central Arkansas	1	0-0	0-0	0-0	0	0	0	0	0	0	0
at Abilene Christian		DNP									
at Lamar		DNP									
McNeese		DNP									
Houston Baptist	8	0-0	0-0	0-0	0	2	1	2	0	0	0
Northwestern State	10	0-3	0-3	0-0	1	1	1	0	0	1	0
at Sam Houston State	0	0-0	0-0	0-0	0	0	0	0	0	0	0
at Nicholls		DNP									
Texas A&M-CC		DNP									
Central Arkansas	1	0-0	0-0	0-0	0	0	0	0	0	0	0
at Incarnate Word	8	0-3	0-3	0-0	0	0	0	0	0	0	0
at McNeese		DNP									
Abilene Christian	5	0-1	0-0	0-0	0	0	0	0	0	0	0
at Northwestern State	13	0-3	0-2	2-2	0	1	0	0	0	0	2
at New Orleans	3	0-0	0-0	0-0	0	0	1	0	0	0	0
Nicholls		DNP									
Sam Houston State		DNP									
Stephen F.Austin		DNP									
St. Mary's (CA)	15	1-3	1-2	0-0	0	0	0	1	0	0	3
Totals	154	9-46	9-40	2-2	7	12	6	7	0	1	29





2018-19 SOUTHEASTERN LOUISIANA MEN'S BASKETBALL



0

**MARLAIN
VEAL**

**GUARD / SENIOR / 3L
5-9, 145
NEW ORLEANS, LA.
HELEN COX HS**

CAREER HONORS:

- 2017-18 Southland Conference Defensive Player of the Year
- 2017-18 All-Southland Defensive Team
- 2017-18 LSWA All-Louisiana (Second Team)
- 2017-18 First Team All-Southland
- 2017-18 Southland Conference Player of the Week (Nov. 27)
- 2016-17 LSWA All-Louisiana (Honorable Mention)
- 2016-17 All-Southland Conference (Third Team)
- 2016-17 LSWA Co-Player of the Week (Feb. 27)

CAREER HIGHS

POINTS.....29, Sam Houston State, 3/9/2017
 FGM.....11, Central Arkansas, 2/22/2017
 FGA.....21, at Tulane, 11/13/17
 3-FG.....7, at Nicholls, 2/25/2017
 3-FGA.....11, at Nicholls, 2/25/2017
 FTM.....14, Sam Houston State, 3/9/2017
 FTA.....15, at Tulane, 11/14/2016
 REBOUNDS.....9, at UTEP, 11/23/2016
 ASSISTS.....12, at Incarnate Word (2/7/18)
 BLOCKS.....2, at New Orleans, 3/2/2017
 STEALS.....6, at New Orleans, 3/2/2017
 MINUTES.....38, vs. Stephen F.Austin, 1/4/2016

2017-18

Only Lion to start all 34 games ... Joined Keith Charleston as first Lions to play 34 games in a season ... Averaged a team-best 33.7 minutes ... Became the 12th Lion to be named to the National Association of Basketball Coaches Division I All-District 23 team, earning first-team honors ... Seventh Lion to be named first-team All-Southland Conference and the first to be named Southland Defensive Player of the Year and to the All-Defensive Team ... Was selected to the All-Southland Tournament team after averaging 20.5 points, 6.0 assists and 5.0 rebounds over two games ... Averaged 12.8 points and 5.2 rebounds, both second best on the team ... Set the Southeastern records for single-season assists with 207 and for career with 449 ... Was second in single-season steals (66) and third in career steals (164) ... Led the Southland Conference in assists (6.1 apg) and was second in steals (2.1 spg) during the regular season ... Also fourth in assist/TO ratio (1.8) ... Led the conference in assists and steals in league play ... Also led the league with five double-digit assist games ... Had three double-doubles ... Ranked 17th nationally in steals and 18th in assists ... Career-high 12 assists at UIW were the most in a SLC game this season ... Led the Lions in assists 29 times, scoring seven, rebounding nine, steals 18 and blocks twice ... Had game-high five assists at Saint Mary's in the first round of the NIT ... Went 14-for-14 from the line against Sam Houston State in the semifinals of the Southland Conference Tournament, second-best single-game effort in Lions' history ... Tied a career-high with 29 points to go with seven assists ... Added 12 points, five assists and a team-best six rebounds against Stephen F.Austin in the championship game ... Was named the Southland Player of the Week for Weeks 3 (Nov. 27) and 17 (March 4) and was a three-time honorable mention Player of the Week selection (Dec. 27, Feb. 2, Feb. 12) ... Had a double-double with 27 points and a career-high 10 rebounds against Stephen F.Austin ... Also had six assists ... Had a double-double with 17 points and 12 assists to go with seven rebounds at UIW ... Scored 14 points and dished out 10 assists at Samford ... Had 13 points and six assists at New Orleans and 14 points, six rebounds and eight assists against Nicholls in the final week of the season ... Poured in 26 points at Tulane ... Had 23 points and eight rebounds at UL Lafayette ... Scored 22 points at Kent State ... Had 20 points, nine rebounds and five assists at McNeese ... Gave out 11 assists versus Central Arkansas and 10 against Houston Baptist.

2016-17

Appeared in 32 games with 31 starts ... Was named third-team All-Southland Conference and honorable mention All-Louisiana by the LSWA ... Averaged team-high 29.3 minutes per game ... Tenth on the Lions career list with 242 assists ... Tied for fourth on the Lions' all-time season list with 58 steals and tied for fifth with 144 assists ... Led the team in scoring and ranked 10th in the conference with 14.5 points per contest ... Fifth in the league in assists (4.5 apg), seventh in steals (1.8 spg) and 10th in 3-point field goal percentage (.400) and assist/turnover ratio (1.2) ... Shot 47.7 percent from the field, 40 percent on 3s and 75.4 percent from the line ... Paced the squad in assists in 22 games, in steals in 18, in scoring in 12 and in rebounds in three ... Led the team with 16 points and five assists while pulling down five rebounds in 77-65 loss to Lamar in first round of Southland Conference Tournament ... Helped lead Lions to 63-58 win at conference front-runner New Orleans with a game-high 23 points ... Third straight game of 20-plus points and eighth of the season ... 11 of the points came in the final 4:15 as the Lions overcame a 10-point deficit in the final 10:56 ... Also had career highs with six steals and two blocks while dishing out five assists and grabbing five rebounds ... Shared Co-Louisiana Sports Writers Association's Men's Basketball Player of the Week on Feb. 27 with Nicholls senior center Liam Thomas ... Became the first Lion to earn LSWA weekly honors since Cedric Jenkins shared the award with LSU's Keith Hornsby on March 9, 2015 ... Also received honorable mention Southland Conference Player of the Week recognition after averaging 28.5 points while shooting 65.6 percent, including 55.6 percent on 3s, in two games over the week ... Scored a career-high 29 points in 77-71 loss at Nicholls, his third game of 28 or more points in 2016-17 ... Was the first Lion with three games of 28 or more points in a season since Trent Hutchin had three 32-point games during the 2010-11 campaign ... Had tied a then-career best with 28 points in 87-70 win over Nicholls ... Was the first Southeastern player with consecutive 28-point games since Hutchin scored 32 at both Lamar and Sam Houston on Feb. 2 and 5, 2011 ... Had a career-high 10 assists in 73-66 win at Northwestern State, the most by a Lion since Zay Jackson had 12 against New Orleans on Feb. 24, 2016 ... Also had 11 points for his first career double-double ... Was the first double-double by a Lion that included double-figure assists since Michael Gardener had 18 points and 11 rebounds against Texas-San Antonio on

VEAL'S CAREER STATISTICS

Year	GP-GS	Min-Avg	Total		3 Point			Rebounds			PF-FO	Ast-TO	Blk	Stl	Pts / Avg	
			FG-FGA	Pct	FG-FGA	Pct	FT-FTA	Pct	Off-Def	Tot						Avg
2015-16	33-23	715-21.7	79-176	.449	19-53	.358	65-92	.707	23-54	77	2.3	80-5	98-82	3	40	242 7.3
2016-17	32-31	937-29.3	155-325	.477	46-115	.400	107-142	.754	27-94	121	3.8	74-4	144-119	2	58	463 14.5
2017-18	34-34	1146-33.7	140-314	.446	36-100	.360	119-158	.753	31-147	184	5.2	90-3	206-116	4	66	435 12.8
Total	99-88	2798-28.2	374-815	.458	101-258	.376	291-392	.742	81-295	376	3.8	244-12	448-317	9	164	113911.5

2018-19 SOUTHEASTERN LOUISIANA MEN'S BASKETBALL



Opponent	Min	FG	3FG	FT	Reb	PF/D	A	TO	Blk	Stl	Pts
Centenary	28	4-6	1-1	8-11	3	0-0	6	4	0	2	17
at Tulane	34	11-21	2-4	2-3	5	2-0	3	4	0	4	26
at UL-Monroe	28	2-6	1-2	0-0	0	2-0	7	4	0	1	5
at Valparaiso	31	2-6	0-0	4-5	2	0-0	2	4	0	2	8
at Kent State	34	7-11	1-4	7-9	5	3-0	3	4	0	3	22
at Samford	32	6-11	2-5	0-0	2	3-0	10	5	0	4	14
at Miss. Valley State	38	3-7	0-2	3-4	5	3-0	7	2	0	0	9
Loyola-New Orleans	25	3-6	0-1	1-2	6	2-0	3	5	0	2	7
at Central Florida	34	2-10	1-3	5-7	7	4-0	5	2	0	1	10
Southern-New Orleans	28	2-8	1-3	0-0	6	2-0	10	2	0	2	5
Grambling State	30	2-9	1-4	3-7	4	5-1	6	4	0	2	8
at UL-Lafayette	31	9-15	2-3	3-5	8	3-0	2	2	0	1	23
at Notre Dame	37	2-7	2-3	0-0	7	2-0	4	3	0	0	6
Stephen F. Austin	38	7-12	3-6	10-12	10	1-0	6	5	0	2	27
at Central Arkansas	36	2-6	0-1	6-10	4	2-0	5	3	0	1	10
at Abilene Christian	38	4-7	1-1	2-3	6	3-0	6	3	1	1	11
at Lamar	38	6-14	0-5	3-3	8	0-0	7	6	0	2	15
McNeese	26	3-12	1-4	2-2	7	5-1	3	4	0	3	9
Houston Baptist	35	2-7	0-2	2-2	8	4-0	10	4	0	5	6
Northwestern State	27	5-7	0-0	2-4	6	2-0	8	3	0	6	12
at Sam Houston State	35	3-8	0-4	4-4	7	1-0	9	3	0	2	10
at Nicholls	36	4-8	1-3	6-6	5	4-0	5	4	0	4	15
Texas A&M-CC	36	2-10	1-6	3-4	2	2-0	5	2	0	0	8
Central Arkansas	34	2-4	0-0	0-0	2	3-0	11	6	0	4	4
at Incarnate Word	37	6-12	3-5	2-2	7	2-0	12	1	1	2	17
at McNeese	38	5-12	3-5	7-7	9	1-0	5	0	1	2	20
New Orleans	36	4-9	2-3	4-8	5	0-0	5	2	0	2	14
Abilene Christian	35	7-11	1-3	1-1	3	3-0	4	0	1	0	16
at Northwestern State	29	4-6	1-1	0-0	5	0-0	7	4	0	2	9
at New Orleans	40	4-8	1-4	4-6	4	2-0	6	7	0	1	13
Nicholls	37	5-13	1-3	3-7	6	2-0	8	2	0	1	14
Sam Houston State	33	6-12	3-5	14-14	4	3-0	7	2	0	1	29
Stephen F. Austin	35	3-8	0-2	6-8	6	5-1	5	5	0	1	12
at St. Mary's (CA)	38	1-5	0-2	2-2	4	1-0	5	5	0	0	4
Totals	1146	140-314	36-100	119-158	178	77-3	207	116	4	66	435



Jan. 15, 2004 ... Scored team-high 14 points and had six assists in 60-52 loss to New Orleans... Recorded 15 points and five assists in 80-75 loss at Texas A&M-Corpus Christi ... Had career highs in field goals made (9) and 3-pointers made (five) while scoring a game-high 24 points in 68-66 loss at Central Arkansas ... Also tied career highs with 16 field goal attempted and eight 3s attempted while tying for the team high with seven rebounds ... Led the Lions with five assists and two steals ... Recorded nine points, three assists and three steals in 72-44 win over Nicholls ... Had six assists in 71-69 loss at Sam Houston ... Scored 11 points and had 11 tied for the team lead with seven rebounds in 83-71 win over Houston Baptist ... Also had four assists ... Had six assists and two steals in 79-75 win over McNeese ... Gave out seven assists and recorded 13 points and five rebounds in 56-50 win at Abilene Christian ... Tied a career-high with nine free throws made ... Poured in a team-high 24 points and had six assists in 74-63 win over Incarnate Word ... Had five assists in 75-53 win over Abilene Christian ... Led the team with 22 points and six assists in 64-53 win at Southern ... Had five rebounds and four assists in 78-56 loss at Toledo ... Tied a career high with five steals while adding 12 points and four assists in a 108-69 win over Florida A&M ... Became the first Lion in more than five years to be named Southland Conference Player of the Week after averaging 25 points against Tulane and Jackson State ... Playing in his hometown, set career highs in points (game-high 28), field goals attempted (16), 3-pointers attempted (6), free throws made (9) and free throws attempted (15) in a 93-76 loss at Tulane ... Also tied personal bests in field goals made (8) and 3-pointers made (3) while collecting a team-high four steals and adding two assists ... Led all scorers with 22 points in an 84-71 win over Jackson State ... Was 8-of-12 from the field and 5-of-5 from the line while also dishing out six assists and grabbing two steals ... Led the team with 20 points in a 67-59 loss at Colorado State ... Pulled down a career-high nine rebounds while scoring 18 points and recording six assists in a 72-56 win at UTEP ... Dished out a career-best nine assists and had 14 points, six rebounds and two steals in an 89-72 win over Xavier-New Orleans ... Had 17 points, four assists and three steals in an 85-75 win over Maryland-Eastern Shore ... Had team-highs of five assists and three steals in an 88-59 loss at Louisiana Tech ... Opened the season with 14 points and four assists in an 85-39 win over Millsaps.

2015-16:

Started 23 of 33 games as a freshman ... Averaged 21.7 minutes a game ... Scored an average of 7.3 points per game ... Lions' leading returner in assists (98) and steals (40) ... Shot 44.9 percent from the field and 70.7 percent from the line ... Scored in double digits 12 times, including six straight from Jan. 16-Feb. 6 ... Scored 91 points over that span ... Tossed in season-high 19 points in 82-80 win over McNeese ... Was coming off an 18-point, nine-assist effort in 91-76 loss at Northwestern State ... Had 17 points in 98-70 win over Lamar ... Scored 14 points and grabbed season-high five steals in 61-60 win at New Orleans ... Scored 11 points against the Privateers in an 84-74 win in the Southland Tournament.

High School:

Averaged 15.3 points, 4.0 rebounds, 4.0 assists and 2.0 steals per game as a senior at Helen Cox HS ... LSWA's 5A Player of the Year ... Earned All-State and All-District honors ... NOLA.com/The Times-Picayune Large Schools Player of the Year ... Named to The New Orleans Advocate's All-Metro team ... District 8-5A MVP and MVP in the Louisiana High School Coaches Association All-Star Game.

Personal:

Born Marlain Guy Veal in Gretna, Louisiana ... Son of Patrick Roublow and Swylita Veal ... Has five siblings, Rahiem Veal, Sunshine Veal, Patrick Roublow Jr. and Monique Roublow ... Enjoys working out ... Biggest sports thrill was meeting Russell Westbrook ... Majoring in communications.



2018-19 SOUTHEASTERN LOUISIANA MEN'S BASKETBALL



20 BRANDON GONZALEZ

FORWARD / REDSHIRT-SOPHOMORE / IL
6-6, 200
PUNTA GORDA, FLA.
CHARLOTTE HS

POINTS..... 15, Northwestern State, 1/20/2018
FGM..... 6, Northwestern State, 1/20/2018
FGA..... 6, Northwestern State, 1/20/2018
3-FG..... 2, Northwestern State, 1/20/18
 2, Nicholls, 3/3/18
3-FGA..... 3, at Loyola-New Orleans, 11/28/17
FTM..... 2, Centenary, 11/10/18
FTA..... 2, Centenary, 11/10/18
REBOUNDS..... 4, at St. Mary's (CA) 3/15/18
ASSISTS..... 2, at Notre Dame, 12/21/2017
BLOCKS..... 1, at McNeese 3/10/2018
STEALS..... 1, at Nicholls, 3/27/2018
MINUTES..... 20, at Northwestern State, 2/24/18

2017-18:

Averaged 8.1 minutes in 20 games ... Averaged 2.2 points while recording four assists, three steals and a block ... Went 6-for-6 from the field scoring a career-high 15 points at Northwestern State ... Hit a pair of 3s and had three rebounds against Nicholls ... Opened the season with nine points and three rebounds against Centenary ... Also had three rebounds at Notre Dame.

2016-17:


Redshirted.

High School:

Averaged 21 points, eight rebounds and four assists his senior year as captain at Charlotte High School ... Averaged 16 points and six rebounds a game for his career.

Personal:

Born Brandon Anthony Gonzalez in the Bronx, N.Y. ... Son of Pedro Gonzalez and Lisandra Matos ... Has three siblings, Teddy Cannon, Josh Gonzalez and Andrew Gonzalez ... Hobbies include video games and basketball ... Majoring in business and marketing.



GONZALEZ'S CAREER STATISTICS

Year	GP-GS	Min-Avg	Total		3 Point		FT-FTA	Pct	Rebounds			PF-FO	Ast-TO	Blk	Stl	Pts / Avg
			FG-FGA	Pct	FG-FGA	Pct			Off-Def	Tot	Avg					
2017-18	20-0	162-8.1	16-31	.516	8-18	.444	3-4	.750	10-16	26	1.3	30-1	4-8	1	3	43-2.2
Total	20-0	162-8.1	16-31	.516	8-18	.444	3-4	.750	10-16	26	1.3	30-1	4-8	1	3	43-2.2

2018-19 SOUTHEASTERN LOUISIANA MEN'S BASKETBALL



GONZALEZ'S GAME-BY-GAME STATISTICS 2017-18

Opponent	Min	FG	3FG	FT	Reb	PF/D	A	TO	Blk	Stl	Pts	
Centenary	14	3-3	1-1	2-2	3	1	1	1	0	1	9	
at Tulane	12	0-3	0-2	0-0	0	2	0	0	0	1	0	
at UL-Monroe	6	0-2	0-2	0-0	0	2	0	0	0	0	0	
at Valparaiso	6	1-1	0-0	0-0	2	1	0	1	0	0	2	
at Kent State	3	0-0	0-0	0-1	0	0	0	0	0	0	0	
at Samford		DNP										
vs Miss.Valley State	1	0-0	0-0	0-0	1	0	0	0	0	0	0	
Loyola - New Orleans	9	0-3	0-3	0-0	2	1	0	1	0	0	0	
at Central Florida		DNP										
Southern-New Orleans	8	0-2	0-1	0-0	0	1	0	2	0	0	0	
Grambling State		DNP										
at UL-Lafayette		DNP										
at Notre Dame	7	0-0	0-0	0-0	3	2	2	0	0	0	0	
Stephen F.Austin		DNP										
at Central Arkansas		DNP										
at Abilene Christian		DNP										
at Lamar		DNP										
McNeese		DNP										
Houston Baptist	1	0-0	0-0	0-0	0	0	0	0	0	0	0	
Northwestern State	3	1-1	0-0	0-0	0	1	0	0	0	0	2	
at Sam Houston State		DNP										
at Nicholls		DNP										
Texas A&M-CC		DNP										
Central Arkansas		DNP										
at Incarnate Word	8	1-1	1-1	0-0	1	3	0	0	0	0	3	
at McNeese	6	1-1	1-1	0-0	0	1	0	0	1	0	3	
New Orleans		DNP										
Abilene Christian	5	0-0	0-0	0-0	1	1	0	0	0	0	0	
at Northwestern State	20	6-6	2-2	1-1	2	5/1	0	1	0	0	15	
at New Orleans	19	0-1	0-1	0-0	2	3	0	1	0	0	0	
Nicholls	19	2-4	2-2	0-0	3	3	1	0	0	1	6	
Sam Houston State	3	1-1	1-1	0-0	0	1	0	1	0	0	3	
Stephen F.Austin	7	0-1	0-1	0-0	0	1	0	0	0	0	0	
St. Mary's (CA)	10	0-2	0-1	0-0	4	1	0	0	0	0	0	
Totals	162	16-31	8-18	3-4	26	30	4	8	1	3	43	



PLAYER PROFILES





2018-19 SOUTHEASTERN LOUISIANA MEN'S BASKETBALL



II CHRIS MEJIA

GUARD / SOPHOMORE / II
6-3, 190
HIALEAH, FLA.
MATER ACADEMY

CAREER HONORS:

2017 Southland Conference Spring Commissioners Honor Roll

CAREER HIGHS

POINTS..... 17, vs. Xavier (La.), 11/21/2016
FGM..... 6, vs. Xavier (La.), 11/21/2016
FGA..... 7 (twice), last at Louisiana Tech, 12/3/2016
3-FG..... 5, vs. Xavier (LA), 11/21/2016
3-FGA..... 7, at Louisiana Tech, 12/3/2016
REBOUNDS..... 3, at Louisiana Tech, 12/3/2016
ASSISTS..... 2, at North Texas, 12/20/2016
BLOCKS..... 1, at Colorado State, 11/25/2016
STEALS..... 1, vs. Xavier (La.), 11/21/2016
MINUTES..... 19, at Louisiana Tech, 12/3/2016

2017-18:

Redshirted.

2016-17:

Played in 22 games with one start ... Averaged 6.1 minutes per game ... Scored 2.0 points per game ... Also had four assists ... Recorded two assists in 71-65 loss at Toledo ... Tossed in 17 points, hitting six of his seven shots, including five of six 3-point attempts, in an 89-72 win over Xavier-Louisiana ... Had six points and three rebounds in an 88-59 loss at Louisiana Tech ... Opened his college career with six points in an 85-39 win over Millsaps.

High School:

Helped lead Corey Stephens' Mater Academy to three straight district titles ... Captained the team his final two years and averaged 14 points, four rebounds and three assists ... Was named second-team All-Dade County and the Miami-Dade North All-Star Game MVP ... Was a member of the 1,000-point club ... Received the Sharpshooter Award at the 2014 Kreul Classic ... Was the recipient of the Copa Dorada Hispanic Athlete Award with a 4.4 grade point average.

Personal:

Born Chris Anthony Mejia in Miami Beach, Florida ... Son of Ricardo and Germana Mejia ... Has one sibling, Jerrick ... Listening to music, going out with friends and practicing are among his hobbies ... Majoring in engineering technology.



MEJIA'S CAREER STATISTICS

Year	GP-GS	Min-Avg	Total		3 Point		FT-FTA		Rebounds			PF-FO	Ast-TO	Blk	Stl	Pts / Avg
			FG-FGA	Pct	FG-FGA	Pct	Pct	Pct	Off-Def	Tot	Avg					
2016-17	22-1	135-6.1	15-38	.395	13-34	.382	0-0	.000	1-6	7	0.3	19-1	4-2	1	1	43 2.0
Total	22-1	135-6.1	15-38	.395	13-34	.382	0-0	.000	1-6	7	0.3	19-1	4-2	1	1	43 2.0

2018-19 SOUTHEASTERN LOUISIANA MEN'S BASKETBALL



MEJIA'S GAME-BY-GAME STATISTICS 2016-17

Opponent	Min	FG	3FG	FT	Reb	PF/D	A	TO	Blk	Stl	Pts
Millsaps	18	2-6	2-6	0-0	0	1-0	0	0	0	0	6
at Tulane	3	0-1	0-1	0-0	0	2-0	0	0	0	0	0
Jackson State	1	0-0	0-0	0-0	0	0-0	0	0	0	0	0
Xavier-LA	13	6-7	5-6	0-0	0	1-0	0	0	0	1	17
at UTEP	5	0-0	0-0	0-0	0	0-0	0	0	0	0	0
at Colorado State	8	1-3	0-1	0-0	0	0-0	0	0	1	0	2
at California	5	0-1	0-1	0-0	0	0-0	1	0	0	0	0
Maryland Eastern Shore	3	0-1	0-1	0-0	0	0-0	0	0	0	0	0
at Louisiana Tech	19	2-7	2-7	0-0	3	5-1	1	0	0	0	6
Florida A&M	10	1-3	1-3	0-0	2	2-0	0	0	0	0	3
at Toledo	8	1-1	1-1	0-0	0	4-0	0	0	0	0	3
at North Texas	12	1-1	1-1	0-0	0	0-0	2	0	0	0	3
at Southern-BR				DNP							
Abilene Christian	4	0-1	0-1	0-0	0	0-0	0	0	0	0	0
Incarnate Word	5	0-2	0-2	0-0	1	0-0	0	0	0	0	0
at Houston Baptist				DNP							
at Lamar	5	0-1	0-1	0-0	0	0-0	0	0	0	0	0
at Abilene Christian	3	0-0	0-0	0-0	0	2-0	0	1	0	0	0
McNeese				DNP							
Houston Baptist				DNP							
Northwestern State				DNP							
at Sam Houston State	1	0-1	0-0	0-0	0	0-0	0	1	0	0	0
Nicholls	2	0-0	0-0	0-0	0	0-0	0	0	0	0	0
at Central Arkansas	0	0-0	0-0	0-0	0	0-0	0	0	0	0	0
at Texas A&M-CC	2	0-0	0-0	0-0	0	0-0	0	0	0	0	0
New Orleans				DNP							
at Northwestern State	6	1-2	1-2	0-0	0	0-0	0	0	0	0	3
Stephen F.Austin				DNP							
Central Arkansas				DNP							
at Nicholls				DNP							
at New Orleans				DNP							
vs Lamar	2	0-0	0-0	0-0	1	2-0	0	0	0	0	0
Totals	135	15-38	13-34	0-0	7	19-1	4	2	1	1	43





2018-19 SOUTHEASTERN LOUISIANA MEN'S BASKETBALL



22
PATRICK
BOSSETTA

FORWARD / SOPHOMORE / TR
6-2, 210
FOLSOM, LA.

ARCH. HANNAN HS HENDRIX COLLEGE

2017-18:
Redshirted.

2016-17 (at Hendrix College)

Played one season at Hendrix College in Conway, Arkansas. ... Saw action in two games ... Scored two points with three rebounds and one assist ... Had two points with two rebounds against Austin ... Recorded one rebound and an assist against Sewanee ... Named to Southern Athletic Association Academic Honor Roll.

High School:

Played football and basketball and ran track at Archbishop Hannan High School in Covington, La. ... Averaged 12 points per game ... Was a first-team all-district selection ... Twice named the team's defensive MVP ... Played AAU for Northshore Titans.

Personal:

Born in New Orleans ... Son of Patrick and Marlene Bossetta ... Father and uncle (Mike) both played football at LSU ... Uncle (Brian) played football at Ole Miss and Georgia ... Has two siblings, Catherine and Alex ... Hobbies include guitars, guns and canoeing ... Majoring in business and kinesiology.



25
TYRON
BREWER

FORWARD / SOPHOMORE / TR
6-7, 210

MERIDIAN, MISS./MERIDIAN HS

High School:

Led Meridian HS in Meridian, Mississippi to a 32-2 record his senior year...Averaged 17 points and 10 rebounds for his career...Named 6A Mississippi First Team All-State 2017-2018...Fourth ranked high school player in Mississippi according to Maxpreps.com...

Personal:

Son of Verdell and Yolanda Davis...Has three younger siblings...LeDarrius, Sylar and India



5

KAJON BROWN

**GUARD / JUNIOR / TR
6-5, 200**

**HARVEY, LOUISIANA/ HELEN COX HS/
BYU**

Prior to Southeastern

Played in nine games at BYU as a junior before being granted a redshirt...Played his sophomore season at Lee College in 2016-17... Helped the Runnin' Rebels to a record of 21-11 overall and 13-6 in conference play...Averaged 8.8 points, 3.1 rebounds and 1.4 assists while shooting 45.8 percent from the field...Posted season highs of 28 points, six rebounds, five assists, four steals and five 3-pointers...Scored in double figures 11 times...Played his freshman season at Tulsa.

High School:

Played at Helen Cox with SLU's Marlain Veal for three years...made the 5A playoffs three years in a row including a run to the quarterfinals his senior year...Averaged 14.0 points, 7.5 rebounds and 3.0 assists as senior while leading Helen Cox to the District 8-5A title...Earned all-district honors as a junior and a senior.

Personal:

Son of George Brown and Catherine Wright...has five brothers and four sisters.



2

PAPE DIOP

**FORWARD / SOPHOMORE/TR
6-8, 205**

**THEIS, SENGEAL/
CHIPOLA JUNIOR COLLEGE**

Prior to Southeastern:

Played in nine games at Chipola College before injuring his foot...scored doubled digits four time in nine games...shot 22 for 26 from the free throw line in nine games...grabbed 10 rebounds and blocked four shots in a 95-68 win over St. Petersburg College Nov. 25, 2017.

Personal:

Son of Alphousseyni and Safiatou Gane'...has four siblings Ibrahima, Younouss, Salam and Lamine.



2018-19 SOUTHEASTERN LOUISIANA MEN'S BASKETBALL



3

PARKER EDWARDS

GUARD / FRESHMAN

6-3, 195

MANDEVILLE, LA/ ST. PAULS HS

High School:

Played at St. Paul's High School in Covington, Louisiana...Holds career scoring record for SPHS with 2,110 points...Averaged 23.6 points per game his senior year...Named to First-Team All-State and-District 6-5A MVP his senior year...Three-time All-District 6-5A.

Personal:

Born Wesley David Parker Edwards...Son of Brent and Lindsey Edwards...has two younger sisters, Lucy, and Jane.



10

VON JULIEN

GUARD / JUNIOR / TR

6-1, 160

RESERVE, LA.

RIVERSIDE ACADEMY / TULANE

2017-18:

Sat out the season per NCAA transfer rules and will have two years of eligibility remaining starting in 2018-19.

Prior to Southeastern:

Started 16 of 31 games as a freshman at Tulane in 2015-16 ... Finished third on the team with 67 assists and averaged 3.0 points per game in helping the Green Wave advance to the semifinals of the AAC Tournament ... Played in 17 games in 2016-17, averaging 2.5 points while dishing out 22 assists.

High School:

Helped lead Riverside Academy (Reserve, La.) to four state championships ... Was a three-time first-team all-state selection ... Named the Class 2A state player of the year as a sophomore ... Averaged 13.0 points and 9.2 assists a game for his career ... Was also a four-year letterwinner for football and three-year letterwinner for track and field ...Was the state champion in the 200 meter ... Played five years of AAU for N.O. Elite.

Personal:

Born Charvon Akai Julien in Reserve, La. ... Son of Charles and LaToya Julien ... Has four siblings ... Older sister Domonique White ran track at Southeastern from 2013-16 ... Older brother Lucas Martin-Julien plays basketball at Xavier University.



21
WILLIE
LAPOOLE

FORWARD / FRESHMAN
6-9, 220
MONROE, LA /
OUACHITA HS

High School:

Played at 5A Ouachita Parish HS in Ruston, Louisiana...Helped guide OPHS to the quarterfinals or better four years in a row... Named to 2017-18 District 2-5A First Team...Averaged 21 points and 11 rebounds his senior year...Scored a career-high 37 points Dec. 23, 2017 against Rayville... Played wide receiver for the football team for two years.

Personal:

Son of Willie Lapoole Sr. and Paul Smith...has two siblings, Chad and Mallory...Chad played football at Northwestern State (2012-13)...Mallory is a sophomore for the Southern Iowa basketball team.



JEREMIAH
SAUNDERS

GUARD / FRESHMAN
6-3, 200
FORT LAUDERDALE, FLA /
NORTHEAST HS

High School:

Averaged points for his career at Northeast High School in Florida...Helped guide Northeast to the 6A Regional Championship.

Personal:

Son of Maurice Davis and Kala Williams...has 10 siblings...sister Krystal played college basketball at Miami (Fla).



2018-19 SOUTHEASTERN LOUISIANA MEN'S BASKETBALL

PLAYER PROFILES



15 MAXWELL STARWOOD

FORWARD / SOPHOMORE /
6-9, 250

BATON ROUGE, LA
TEXAS STATE/UNIVERSITY LAB HS

2017-18:

Sat out the season per NCAA transfer rules and will have three years of eligibility remaining starting in 2018-19.

Prior to Southeastern:

Played in 33 games for Texas State in 2016-17, averaging 2.1 points, 1.3 rebounds and 0.5 blocks a game ... Shot 43.2 percent from the field and 50 percent from the line ... Went 6-for-6 from the field in scoring a career-high 12 points against Howard Payne ... Also blocked three shots and recorded two steals ... Finished with eight points, seven rebounds, two assists and a block in regular season finale at ULM ... Scored six points in SBC quarterfinals versus ULM ... Blocked two shots versus UTA in SBC Semifinals ... Had two points, an assist, a rebound and steal in CIT second round win over Idaho ... Blocked two shots in CIT quarterfinals against St. Peter's.

High School:

Led University Lab of Baton Rouge to Class 3A state titles in 2014 and '15 ... Was named to the LHSAA all-tournament team and all-district as a junior ... Averaged nine points and seven rebounds and led the Cubs in blocks his senior year ... Averaged 12 points and eight rebounds at Reno International Prep in 2015-16.

Personal:

Born in Baton Rouge, La. ... Son of Roderick and Kim Starwood ... Sister Ashlee Noel played basketball at Texas State ... Majoring in psychology.



12 MATTHEW STRANGE

GUARD / FRESHMAN /
5-11, 165

THE WOODLANDS, TEXAS
ST. PIUS X HS

2017-18

Redshirted.

High School:

Played at St. Pius X in Houston, Texas ... Averaged 18 points and five assists ... Was a two-time all-state selection and a three-time first-team all-district pick ... Member of the National Honors Society.

Personal:

Born Matthew Douglas Strange in The Woodlands, Texas ... Son of Pat and Amy Strange ... Both parents attended Southeastern ... Dad played basketball for the Lions in 1987-88 and '88-89 ... Has one brother, Todd ... Majoring in business.



Amenities Include:

 Free Wi-Fi	 In-Suite Kitchens	 Flat Pannel TV
 Vending	 Laundry Facilities	 Housekeeping



Head Coach Jay Ladner

**Fifth season at
Southeastern, 59-72
Southern Mississippi (1988)**

Southeastern will look to continue with last year's success of winning the Southland Conference regular season championship and their first ever berth in the National Invitation Tournament (NIT). The Lions finished the 2017-18 season 22-12 overall and 15-3 in the conference.

Ladner led SLU to a league-best 65.8 points per game allowed in Southland Conference games.

The Lions clinched the conference title March 3 with a 69-57 win over Nicholls at the University Center led by Moses Greenwood with 18 points and 8 rebounds.

The Lions advanced to the Southland Conference Tournament Championship Game in Katy, Texas but lost 59-55 to

Stephen F. Austin.

However, the regular season championship earned SLU a berth in the N.I.T. against 25th-ranked St. Mary's.

The 22 wins were the most by the program since 2005 when the Lions won 24 games.

Junior Marlain Veal, who broke the all-time assists record in program history, was named first-team All-Southland. Veal also made the conference All-Defensive team. Senior Jordan Capps made second-team.

Fresh off a junior college national championship at Jones County Junior College in Ellisville, Miss., Ladner was named the 12th head coach in the history of the men's basketball program at Southeastern on April 10, 2014.

Ladner spent the previous two seasons as head coach at Jones County. The Bobcats were 17-8 in his first season, finishing second in the MACJC's South Division, and during the 2013-14 season Jones County became the first Mississippi junior college to win a national championship.

Eleventh-seeded Jones County, which set a school record for wins after finishing the season 28-5, became the lowest-seeded school to win a NJCAA basketball title in any division and the first school in tournament history to win five games in five days to win the championship.

To grab the NJCAA Division I title, Ladner's squad defeated, in succession, No.



PERSONAL INFORMATION

Full Name: Jay Ladner
Birthdate: December 8, 1965
Wife's Name: Jennifer
Children: Chelsey, Luke
High School: Oak Grove High School
Bachelor's Degree: Southern Miss, 1988
Major: Pre-Med/Biology

CAREER COACHING EXPERIENCE

As a College Head Coach

Year	School	Record
2012-13	Jones County JC	17-8
2013-14	Jones County JC #	28-5
2014-15	Southeastern Louisiana	7-23
2015-16	Southeastern Louisiana	12-21
2016-17	Southeastern Louisiana	16-16
2017-18	Southeastern Louisiana	22-12
Totals		102-85

Bold - Won Southland Conference Regular Season Title
 # - NJCAA Division I National Champions

22-seeded Highland College (Ill.), No. 6-seeded Hill College (Texas), No. 3-seeded Chipola College (Fla.), No. 2-seeded Vincennes College (Ind.) and top-seeded Indian Hills Community College, 87-77.

Ladner spent the 2011-12 season as head coach at his alma mater, Oak Grove High School, in Hattiesburg, Miss.

Prior to taking the reins at his alma mater, Ladner spent the first 20 seasons of his career as the head coach at St. Stanislaus College in Bay St. Louis, Miss.

He led the Rockchaws to the 2011 MHSAA 4A state championship and a state runner-up finish in 2010. Following the state title, Ladner was named the Mississippi Association of Coaches (MAC) Coach of the Year. During his tenure, the Hattiesburg, Miss., native coached St. Stanislaus to 10 state tournament appearances.

Three times Ladner was named South Mississippi Coach of the Year by the Biloxi Sun-Herald. He served as head coach of the Mississippi squad in the 2010 Alabama/Mississippi All-Star Game, leading his squad to a 114-88 victory.

Ladner compiled a 511-189 high school coaching record. A member of Southern Mississippi's 1987 NIT Championship team, Ladner received his bachelor's degree in pre-medicine/biology, with a minor in chemistry, from Southern Miss in 1988. He received his master's degree in educational administration from Southern Miss in 1999. Ladner and wife Jennifer have two children, Chelsea and Luke.

JAY LADNER VS. ALL OPPONENTS

Abilene Christian.....	7-1
Arkansas-Pine Bluff.....	0-1
California.....	0-1
Central Arkansas.....	5-3
Centenary.....	1-0
Central Florida.....	0-2
Cincinnati.....	0-1
Colorado State.....	0-1
Florida A&M.....	1-1
Florida State.....	0-1
Gardner-Webb.....	0-1
Georgia Tech.....	0-1
Gonzaga.....	0-1
Grambling State.....	0-1
Houston Baptist.....	3-3
Incarnate Word.....	3-1
Jackson State.....	1-1
Kent State.....	1-0
Lamar.....	2-3
Langston.....	1-0
Louisiana-Lafayette.....	0-1
Louisiana Tech.....	0-1
Louisiana-Monroe.....	0-1
Loyola (New Orleans).....	2-0
Maryland-Eastern Shore.....	1-0
McNeese.....	4-4
Millsaps.....	1-0
Mississippi College.....	1-0
Mississippi Valley State.....	1-0
Nebraska.....	0-1
New Orleans.....	6-3
Nicholls.....	5-3
North Texas.....	0-1
Northwestern State.....	4-4
Notre Dame.....	0-1
Oklahoma.....	0-1
Oklahoma State.....	0-1
Samford.....	1-0
Saint Mary's (California).....	0-1
Sam Houston State.....	1-4
Southeast Missouri.....	0-1
South Florida.....	0-1
Southern (Baton Rouge).....	1-1
Southern (New Orleans).....	1-0
Stephen F.Austin.....	1-4
Tennessee Tech.....	1-1
Texas A&M.....	0-1
Texas A&M-Corpus Christi.....	0-4
Texas Christian.....	0-1
Toledo.....	0-1
Tulane.....	0-3
UTEP.....	1-1
Valparaiso.....	0-1
Western Illinois.....	0-1
Winthrop.....	1-0
Xavier (New Orleans).....	1-0
Record (4 seasons).....	59-72





2018-19 SOUTHEASTERN LOUISIANA MEN'S BASKETBALL

Called "one of the outstanding young assistant coaches in the country" by Southeastern head coach Jay Ladner, David Kiefer begins his fourth season on the Lion staff in 2018-19. Kiefer was elevated to associate head coach prior to the 2016-17 season after serving as an assistant coach in 2015-16.

Kiefer's responsibilities include working with the Southeastern guards and coordinating the Lions' recruiting efforts. In 2016-17, he helped guard Marlain Veal blossom into one of the top players in the Southland Conference as the sophomore concluded the season leading the squad in scoring, steals and assists in earning all-league third-team honors.

Redshirt-junior guard Jabbar Singleton started every game for Southeastern and recorded 81 assists while junior Davon Hayes poured in 12.1 points per game.

On the recruiting trail, Kiefer helped bring in a highly-regarded recruiting class this past offseason, feature three transfers and a pair of high school prospects.

In his first season at Southeastern, the Lions went 12-21, won their final seven home games and nine of 13 overall and defeated New Orleans for their first tournament win since 2013.

Prior to coming to Southeastern, Kiefer spent a



David Kiefer
Associate Head Coach
• 4th Season at Southeastern
• Kansas State (2007)

year on the staff at South Carolina, serving as the

team's director of video services. At South Carolina he handled all aspects of the Gamecocks' video services, serving also as coordinator for Frank Martin's Summer Camps.

Kiefer previously served as an assistant coach at Northwest Florida State College where he handled team travel, recruiting and individual player development, along with opponent scouting and film exchange. The 2013-14 campaign saw all eight of its sophomores graduate, with each signing to play Division I basketball.

Prior to his time with the Raiders, Kiefer served as an assistant coach at Jones County Junior College (2012-13), as an assistant at Arlington Country Day High School (2011-12), as a volunteer video assistant at Central Florida (2010-11), as the head junior varsity and assistant varsity coach at St. Mary's Ryken of the Washington Catholic Athletic Conference (WCAC), and as a student manager at Kansas State (2006-08) and in the same capacity at Cincinnati (2005-06).

Kiefer graduated from Kansas State with a degree in social sciences in 2007, and he received his master's degree from Salem International in 2013. Kiefer is a native of St. Petersburg, Fla., and he and his wife Mia have a son, Austin.

Kyle Roane, was on head coach Jay Ladner's first two staffs in 2014-2015 and '15-16, After rejoining the program for the 2017-18 season, he returns for his second season in 2018-19.

Roane, who will help coach the Lions' guards, spent the 2016-17 season as the Director of Basketball Operations at Southern Mississippi.

Roane helped recruit a number of players on the current Southeastern squad as an assistant under Ladner from 2014-16. He helped the Lions improve from 9-23 the first season to 12-21 the second, a mark that included a win over New Orleans in the opening round of the Southland Conference Tournament.

Roane originally joined the Southeastern program following three seasons as the head boys' basketball coach at Petal (Miss.) High School. Prior to that he spent one season as the head coach at his alma mater, Forrest County Agricultural High School, leading it to the first round of the south state tournament.

Before returning to Forrest County Agricultural, Roane was at Jacksonville State University, where the Mississippi native teamed up once again with head coach James Green after the pair enjoyed tremendous success in a seven-year stint together at Southern Miss. Roane came to Jacksonville State after serving the previous two seasons as the head coach at Jones County Junior College.

A native of Brooklyn, Miss., and a 1995 graduate of Southern Miss with a degree in



Kyle Roane
Assistant Coach
• 2nd Season at Southeastern
• Southern Miss (1995)

coaching and sports administration, Roane got his coaching career started early, when he was named an assistant at Pearl River Community College in Poplarville, Miss. He would spend the first four years of his career at PRCC, helping the Wildcats to the 1995 Mississippi state title along the way.

In 1996, he joined Green as a member of his

first staff at Southern Miss, where he served as an assistant for four seasons before being promoted to the Eagles' Associate Head Coach in 2000, a position he would hold for three years. While in Hattiesburg, Roane helped guide the Eagles to a pair of 22-win seasons, the first of which came in 1997-98, when they posted a 22-11 record and advanced to the NIT to face Auburn.

Roane's transition into the associate head coach's role was a successful one, as the Eagles posted a 22-9 record and won Conference USA's regular season title in his first season in the new role. Southern Miss went 11-5 in league play, earning their second NIT berth in four seasons, this time taking on Mississippi State in Starkville, Miss.

After his tenure at Southern Miss, Roane took the reins at Forrest County Agricultural High School in his hometown of Brooklyn. He spent two seasons as the Aggies' head coach, taking them to back-to-back postseason appearances before going back to where his coaching career began at Pearl River CC.

In his second stint with the Wildcats, Roane helped them to the South State Championship and a runner-up finish in Regional XXIII. He then moved on to Jones County Junior College, where he was named the school's head coach in 2006, the beginning of a two-year stay.

Roane is married to the former Brooke Dykes. The couple has two children, Spencer and Shelby.



Mike Cyprien
Assistant Coach

- 1st Season at Southeastern
- Southeastern (2008)

Micheal Cyprien, a three-year letterwinner for Southeastern and member of a pair of Southland Conference Championship teams, brings a player's perspective to the coaching staff as he returns to the Lions coaching staff in 2018-19.

Cyprien coached from 2011-2014 at SLU under

former head coach Jim Yarbrough.

During his tenure, the Lions have had a pair of All-Southland Conference players as well as an All-Louisiana and National Association of Basketball Coaches All-District performer.

The 36-year-old Cyprien began his collegiate coaching career in 2010 at Rogers State (Okla.) University where he helped the Hillcats to a 22-12 record, a No. 25 national ranking and a berth in the NAIA Division I Men's Basketball National Championship, where they advanced to the national quarterfinals. The Hillcats closed out the regular season winning 14 of their final 18 games, including wins over No. 10 Oklahoma Baptist and No. 12 Southern Nazarene over a five-day span.

Cyprien played in 47 games in his Southeastern career where he helped the Lions to a pair of Southland Conference championships and a berth in the 2005 NCAA Championships. Known as a defensive stopper, Cyprien played in 30 games and finished third on the team in steals as a junior.

Cyprien began his coaching career in Louisiana as he spent one season Hammond-based Shockas Boys and the Jefferson Playground All-Stars of the AAU.

Cyprien was a three-year letterwinner and All-Orleans Parish selection at Cohen High School, where he averaged 14.8 points and five rebounds as a senior. He was a first-team All-District selection and team captain as a senior and was chosen to play for the Orleans Parish All-Star Team.

Cyprien earned a Bachelor of Science in Industrial Design from Southeastern in 2008.




Garland Wilson

Director of Basketball Operations
Camp Coordinator

Wilson is entering his third season as the director of basketball operations at Southeastern. He is also the caamp coordinating.

Wilson previously served as director of basketball operations at Jacksonville State University in Jacksonville, Ala. from 2012-16. He was also a graduate assistant coach at Jacksonville State from January to May 2012 and the program's head equipment manager from 2004-09.

Wilson received a Bachelor of Science degree with a concentration in business marketing from Jacksonville State in 2009.



John McLaughlin
Athletic Trainer



Jared Gambino
Student Manager



Jalen Johnson
Student Manager



Darnell Butler
Student Manager



DeAndre Jones
Student Manager



2018-19 SOUTHEASTERN LOUISIANA MEN'S BASKETBALL

2017-18 Recap

The 2017-18 season was one to remember for the Southeastern Louisiana men's basketball team. The Lions finished the season as the Southland Conference regular season champions for the first time since the 2004-2005 season.

SLU (22-12, 15-3 in the Southland), under fourth-year head coach Jay Ladner, battled their way through a grueling 18-game conference schedule. The Lions clinched the title on the final day of the regular season with a win over Nicholls.

After starting the season with a convincing win over Centenary at home, the Lions suffered setbacks at ULM, Tulane and Valparaiso.

However, SLU battled back with four straight wins before a hard fought loss at 25th-ranked Central Florida 61-53.

After losses at UL Lafayette and 14th-ranked Notre Dame, Southeastern opened conference play with a modest 8-7 record against three-time Southland Conference Champion and pre-season favorite Stephen F. Austin. SFA had barely missed the Sweet 16 in 2016 after losing to sixth-ranked Notre Dame 76-75 in the second round.

The battle-tested Lions would prove their validity as they played step-for-step with SFA from the opening tip. SLU led 33-29 and forced the Lumberjacks into 12 first half turnovers.

The intensity between, what turned out to be the two best teams in the conference, was through the roof in the second half. The Lions and Jacks battled back and forth with SFA leading 62-61 with 1:23 to go. Southeastern proved that they were contenders as they finished the game on a 12-0 run highlighted by six straight points from point guard Marlain Veal and sealing a 73-62 win.

SLU did not have the proverbial "let down." After the win over SFA, the Lions hit the road for three games at Central Arkansas, Abilene Christian and Lamar. SLU won all three games in clutch fashion as each game was decided by four points or less.

When the Lions returned home, the unfortunate set-back was waiting for them. SLU hosted the McNeese Cowboys and the Lions shot just 29 percent from the field on 16-for-61 shooting leading to a 71-62 loss.

Senior Jordan Capps, the Lions leading scorer, helped the Lions bounce back the next two games. The Norcross, Georgia native scored 31 points against Houston Baptist and 17 against Northwestern State in a pair of lopsided Lions' victories.

Southeastern won three of their next four games putting them at 7-2 in the conference at the halfway point.

The Lions started the second half of conference inauspiciously with a 67-54 loss at home to Texas A&M-Corpus Christi. SLU shot 8-28 in the first half and never recovered.



Southeastern proved that the 2017-18 team had no problem handling a little adversity. The Lions went on a tear winning seven straight games including avenging the loss to McNeese. SLU defeated the Cowboys, 74-67, on the road thanks to 20 points each from Veal and senior Moses Greenwood.

The seven-game winning streak set up a winner-take-all game for the Southland Conference title March 9 with Nicholls in the regular season finale. Both teams entered the game with identical 14-3 records in conference. The Lions defeated the Colonels, 67-63, Jan. 27 on the road due in part to the heroics of Greenwood who scored 20 points.

SLU had the perfect scenario, one game at home to decide the Southland Conference Championship; and they would not disappoint.

The Colonels hung tough in the first half as the Lions held a 25-21 lead with 6:23 left in the half. SLU's suffocating defense, which had been the catalyst for their success, would step up. They held Nicholls to just two points over the final six minutes of the half to take a 32-23 lead.

In the second half, it was all Southeastern. The Lions, led by Greenwood, Veal, senior Eddy Polanco and Keith Charleston all scoring in double digits, would completely dominate the final 20 minutes. SLU led by as much as 20 points with 14 minutes to go and would cruise their way to the win and dance their way into the hearts of Lions' fans forever. The 2017-18 Southland Conference Championship belonged to the Lions.

With their win over Nicholls, SLU got the

number one seed in the Southland Conference Tournament in Katy, Texas giving them a bye to the semi-finals. The Lions got the opportunity to avenge another loss as they took on Sam Houston. Again, Southeastern got their revenge as they defeated SHSU, 89-79, thanks to a career high 29 points from Veal.

The win earned the Lions a berth in the Southland Conference Tournament Championship Game. Standing in SLU's way was none other than Stephen F. Austin (27-6).

Things didn't start well for Southeastern as they trailed 32-25 at halftime and were reeling in the second half trailing 41-27 with 16:03 left. As had been the case all season, the Lions never panicked. They responded with a championship caliber 22-2 run to take a 49-43 lead with just 5:45 remaining. The NCAA Tournament or "Big Dance" was in SLU's sights and they had one foot on the dance floor.

SFA tied the game at 49-49 going into the final media timeout. Unfortunately, the Lumberjacks would outlast the Lions over the final minutes to the gut-wrenching final, 59-55.

Despite the tough loss, all was not lost. Southeastern earned the program's first ever bid to the NIT (National Invitational Tournament). Veal broke the all-time record for assists as he finished the year with 207. The New Orleans, Louisiana native is also just 13 steals shy of breaking the program record entering his senior year.

As the Lions prepare to begin the 2018-19 season, the motto for the Lions and Ladner, now in his fifth year, has been quite simple, "Unfinished Business."

Southland Strong

Southeastern's strong showing in the Southland Conference led to 15 wins and the first regular season championship since the 2004-2005 season.

Final Minutemen

The Lions trailed three-time Southland Conference Champions Stephen F. Austin 62-61 in the final minute. SLU rallied behind a thunderous University Center Crowd finishing the game on a 12-0 run sealing the 73-62 win to open conference play.

Passing the Torch

Marlain Veal's 207 assists broke the 31-year program record of 188 held by Leo McClure since the 1976-77 season.

Lions on the Rebound

Southeastern ripped down an incredible 50 rebounds in a 106-77 win over Southern-New Orleans Dec. 14.

Block Party

Southeastern rejected seven shots against Northwestern State and Centenary holding both teams to under 60 points.

Perfect at the Line

Marlain Veal shot a perfect 14 for 14 in the semi-finals of the Southland Conference Tournament against Sam Houston State. He scored a career-high 29 points in route to the Lions' 89-79 win.

Stealing a Win

The Lions racked up 15 steals against Northwestern State Jan. 20 at the University Center in route to an 85-58 win.

Guarding the Win

Southeastern held opponents to under 60 points four times during Southland Conference play including Lamar, Nicholls, Abilene Christian and Northwestern State.

Shooting Stars

Southeastern shot 62 percent on 32 for 51 from the field in an 86-62 win at Northwestern State Feb. 24 in Natchitoches, Louisiana.

Shots a Plenty

Southeastern played at a mind-numbing pace as they attempted 79 shots against Southern-New Orleans in a 106-77 win.

Second Chances

The Lions ripped down an astounding 20 of-

fensive rebounds against Tulane Nov. 13 on the road.

Raining 3's

The Lions drilled 13 3-pointers in an 86-68 win at Incarnate Word Feb. 7 nearing the most in program history, SLU made 17 3-pointers against Southern in 1990.

Sweet Revenge

The Lions avenged two of their three conference losses. After losing to McNeese and Sam Houston, SLU bounced back defeating MSU 71-64 on the road and SHSU 89-79 in the Southland Conference Tournament.

Invited to the Party

SLU received an invite to the National Invitational Tournament for the first time in program history. The Lions took on 25th-ranked St. Mary's (CA) on the road.

Veal on the Verge

Marlain Veal racked up 66 steals for the Lions putting him just 13 away from breaking the all-time program record.

February Fever

The Lions went undefeated in February winning all seven games to set up a winner-take-all game with Nicholls for the Southland Conference title March 3.

Capping if Off

Senior Jordan Capps scored a team-season high 31 points in a 85-69 win over Houston Baptist Jan. 17.

Filling it Up

Senior Josh Fillmore drilled seven 3-pointers against both Houston Baptist and Incarnate Word.

Making History

SLU won 22 games for their second most win total in program history. The Lions won 24 games in 2005.



Jordan Capps led the Lions in scoring averaging 13.4 points per game including a team-season high 31 points against Houston Baptist Jan. 17 at the University Center.



2018-19 SOUTHEASTERN LOUISIANA MEN'S BASKETBALL

2016-17 FINAL STATISTICS/RESULTS

Player	GP-GS	FIELD GOALS				3-PTS		REBOUNDS				PF-FO	A	TO	Blk	Stl	Pts	Avg.
		Min.-Avg.	FG-FGA	Pct	3FG-FGA	Pct	FFFTA	Pct	OR-DR-TR	Avg								
Jordan Capps	33-20	693-21.0	178-329	.541	18-53	.347	67-122	.549	37-105-142	4.3	79-3	17	63	31	15	441	13.4	
Marlain Veal	34-34	1146-33.7	140-314	.446	36-100	.360	119-158	.753	31-147-178	5.2	74-4	144	119	2	58	463	14.5	
Moses Greenwood	33-13	727-22.0	139-258	.539	4-12	.333	53-78	.679	70-114-184	5.6	90-3	13	59	30	14	335	10.2	
Joshua Filmore	30-26	926-30.9	93-241	.386	72-192	.375	19-33	.576	8-58-66	2.2	31-0	62	31	0	25	277	9.2	
Eddy Polanco	33-7	634-19.2	71-196	.400	44-118	.373	71-93	.763	31-90-121	3.8	49-2	47	53	3	14	299	8.1	
James Currington	27-23	550-20.4	87-166	.524	0-5	.000	31-63	.492	68-72-140	5.2	61-0	12	28	16	34	205	7.7	
Jabbar Singleton	29-28	806-27.8	59-145	.407	40-99	.404	30-44	.682	6-38-44	1.5	45-1	66	38	0	26	188	6.5	
Keith Charleston	34-19	738-21.7	56-135	.415	20-50	.400	21-48	.438	45-94-139	4.1	68-2	45	49	8	13	153	4.5	
Quinton Thomas	28-0	265-9.5	19-50	.380	7-31	.226	20-27	.741	6-32-38	1.4	29-0	12	17	3	7	65	2.3	
Brandon Gonzalez	20-0	162-8.1	16-31	.516	8-18	.444	3-4	.750	10-16-26	1.3	30-1	4	8	1	3	43	2.2	
D'Angelo West	19-0	154-8.1	9-46	.196	9-40	.225	2-2	1.000	1-7-8	0.4	12-0	6	7	0	1	29	1.5	

TEAM	GP	PTS	FG	3PT	FT	REB	PF	FO	A	TO	BLK	STL	PTS	AVG			
Total	34	2439	867-1911	454	250-712	351	455-692	658	359-799-1158	34.1	568-13	498	468	98	225	2439	71.7
Opponents	34	2357	860-1962	438	225-648	347	412-571	722	385-814-1199	35.3	666-11	372	498	120	194	2357	69.3

SCORE BY PERIODS:	1st	2nd	3rd	4th	Total
Southeastern La.	1197	1216	15	11	2439
Opponents	1076	1235	25	21	2357

DEADBALL REBOUNDS:	OFF	DEF	TOTAL
Southeastern La.	92	2	94
Opponents	105	3	108

RECORD:	OVERALL	HOME	AWAY	NEUTRAL
ALL GAMES	22-12	10-3	10-8	2-1
CONFERENCE	15-3	7-2	8-1	0-0
NON-CONFERENCE	7-9	3-1	2-7	2-1

DATE	OPPONENT	SCORE	W/L	ATTEND	HIGH POINTS	HIGH REBOUNDS
11/10/17	CENTENARY	99-67	W	717	(18)Polanco, Eddy	(9)Greenwood, Moses
11/13/17	at Tulane	66-89	L	1316	(26)Veal, Marlain	(9)Greenwood, Moses
11/16/17	at ULM	75-86	L	1602	(23)Polanco, Eddy	(10)Charleston, Keith
11-19-17	at Valparaiso	50-83	L	2651	(11)Greenwood, Moses	(7)Greenwood, Moses
11/21/17	at Kent State	70-66	W	1827	(22)Veal, Marlain, (22)Polanco, Eddy	(10)Charleston, Keith
11/24/17	at Samford	77-71	W	561	(19)Capps, Jordan	(5)Filmore, Joshua
11/25/17	vs Mississippi Valley State	73-59	W	137	(18)Capps, Jordan	(8)Currington, James
11/28/17	LOYOLA-NEW ORLEANS	80-53	W	754	(21)Capps, Jordan	(9)Greenwood, Moses
12/12/17	at UCF	53-61	L	3449	(10)Veal, Marlain, (10)Currington, James	(7)Veal, Marlain
12/14/17	SOUTHERN-NEW ORLEANS	106-77	W	525	(25)Capps, Jordan	(10)Greenwood, Moses
12/16/17	GRAMBLING STATE	67-68	L	425	(16)Filmore, Joshua	(8)Greenwood, Moses
12/19/17	at Louisiana	74-82	L	3323	(23)Veal, Marlain	(8)Veal, Marlain
12/21/17	at Notre Dame	50-86	L	7134	(17)Capps, Jordan	(7)Veal, Marlain
12/28/17	*Stephen F.Austin	73-62	W	693	(27)Veal, Marlain	(10)Veal, Marlain
12/31/17	*at Central Arkansas	73-69	W	731	(14)Polanco, Eddy	(12)Greenwood, Moses
1/06/18	*at Abilene Christian	72-70	W	1106	(16)Capps, Jordan	(10)Greenwood, Moses
1/10/18	*at Lamar University	63-58	W	1297	(15)Veal, Marlain	(8)Veal, Marlain
1/13/18	*MCNEESE	62-71	L	744	(15)Polanco, Eddy	(9)Currington, James
1/17/18	*HBU	85-69	W	762	(31)Capps, Jordan	(8)Veal, Marlain
1/20/18	*NORTHWESTERN STATE	85-58	W	868	(17)Capps, Jordan	(7)Currington, James
1/24/18	*at Sam Houston State	65-75	L	1238	(20)Greenwood, Moses	(10)Greenwood, Moses
1/27/18	*at Nicholls	67-63	W	1131	(20)Greenwood, Moses	(6)Polanco, Eddy
1/31/18	*TEXAS A&M-CORPUS CHR	54-67	L	1023	(11)Polanco, Eddy	(6)Singleton, Jabbar
2/3/18	*CENTRAL ARKANSAS	89-84	W	769	(26)Capps, Jordan	(11)Charleston, Keith
2/7/18	*at Incarnate Word	86-68	W	601	(21)Filmore, Joshua	(11)Charleston, Keith
2/10/18	*at McNeese	74-67	W	617	(20)Greenwood, Moses, (20)Veal, Marlain	(9)Veal, Marlain
2/14/18	*NEW ORLEANS	71-64	W	816	(18)Capps, Jordan	(8)Capps, Jordan
2/17/18	*ABILENE CHRISTIAN	68-54	W	1011	(22)Capps, Jordan	(8)Capps, Jordan
2/24/18	*at Northwestern State	86-62	W	1344	(21)Capps, Jordan	(5)Polanco, Eddy
2/28/18	*at New Orleans	68-64	W	1182	(23)Filmore, Joshua	(5)Polanco, Eddy
3/3/18	*NICHOLLS	69-57	W	1774	(18)Greenwood, Moses	(10)Polanco, Eddy
3/9/18	%vs Sam Houston State	89-79	W	2545	(29)Veal, Marlain	(6)Charleston, Keith
3/10/18	%vs SFA	55-59	L	3279	(14)Filmore, Joshua	(6)Veal, Marlain
3/13/18	&at Saint Mary's (CA)	45-89	L	1249	(19)Capps, Jordan	(5)Capps, Jordan

* - Southland Conference game
 % - Southland Conference Championships (Katy, Texas)
 & - National Invitational Tournament (NIT) Game

2018-19 SOUTHEASTERN LOUISIANA MEN'S BASKETBALL



TEAM GAME-BY-GAME

Opponent	Date	TOTAL			3-PTRS			FT	FTA	Pct	REB	PF	A	TO	Blk	Stl	Pts
		FG	FGA	Pct	3FG	FGA	Pct										
SOUTHEASTERN	11/10/17	29	54	.537	10	21	.476	31	39	.795	36	17	18	21	7	12	99
vs. Centenary		24	51	.471	7	17	.412	12	16	.750	25	28	11	25	2	9	67
SOUTHEASTERN	11/13/17	23	65	.354	6	20	.300	14	28	.500	39	25	6	14	1	7	66
at Tulane		31	52	.596	8	17	.471	19	29	.655	41	22	19	18	10	8	89
SOUTHEASTERN	11/16/17	25	62	.403	11	22	.500	14	20	.700	35	17	17	15	3	4	75
at UL-Monroe		30	65	.462	12	30	.400	14	19	.737	41	20	17	12	2	3	86
SOUTHEASTERN	11/19/17	17	52	.327	1	15	.067	15	23	.652	32	13	7	21	0	5	50
at Valparaiso		32	58	.552	10	28	.357	9	10	.900	33	20	19	15	2	9	83
SOUTHEASTERN	11/21/17	24	51	.471	6	19	.316	16	24	.667	37	16	10	15	3	6	70
at Kent State		23	62	.371	8	31	.258	12	16	.750	32	22	11	9	5	6	66
SOUTHEASTERN	11/24/17	29	60	.483	12	30	.400	7	11	.636	30	12	20	14	2	9	77
at Samford		27	55	.491	10	21	.476	7	9	.778	33	14	18	16	5	7	71
SOUTHEASTERN	11/25/17	27	57	.474	6	22	.273	13	22	.591	32	18	18	9	2	6	73
at Mississippi Valley State		21	50	.420	4	14	.286	13	17	.765	33	22	11	17	3	3	59
SOUTHEASTERN	11/28/17	27	60	.450	11	28	.393	15	27	.556	41	18	12	19	6	10	80
Loyola-New Orleans		18	52	.346	4	17	.235	13	19	.684	34	23	5	26	4	10	53
SOUTHEASTERN	12/12/17	19	53	.358	7	22	.318	8	13	.615	29	17	14	12	3	8	53
at Central Florida		22	50	.440	2	15	.133	15	20	.750	36	17	7	11	6	5	61
SOUTHEASTERN	12/14/17	40	79	.506	12	33	.364	14	19	.737	50	15	22	15	3	10	106
vs. Southern-New Orleans		29	62	.468	11	27	.407	8	15	.533	28	19	4	20	4	3	77
SOUTHEASTERN	12/16/17	23	46	.500	7	18	.389	14	28	.500	29	19	14	18	3	6	67
vs. Grambling State		24	61	.393	7	16	.438	13	14	.929	41	26	9	21	1	8	68
SOUTHEASTERN	12/19/17	28	54	.519	4	15	.267	14	20	.700	26	16	10	9	2	9	74
at Louisiana-Lafayette		28	63	.444	8	27	.296	18	24	.750	39	17	14	12	3	5	82
SOUTHEASTERN	12/21/17	20	67	.299	5	20	.250	5	12	.417	43	11	15	16	2	4	50
at Notre Dame		30	69	.435	7	26	.269	19	22	.864	47	8	11	6	10	9	86
SOUTHEASTERN	12/28/17	19	40	.475	9	21	.429	26	37	.703	32	18	14	22	6	10	73
Stephen F.Austin		23	53	.434	4	14	.286	12	18	.667	27	27	8	22	0	6	62
SOUTHEASTERN	12/31/17	26	63	.413	7	21	.333	14	26	.538	45	23	16	14	0	6	73
at Central Arkansas		21	62	.339	5	19	.263	22	33	.667	43	22	10	11	8	8	69
SOUTHEASTERN	1/6/18	26	50	.520	9	17	.529	11	18	.611	37	14	14	19	4	3	72
at Abilene Christian		29	66	.439	5	18	.278	7	13	.538	32	22	16	9	5	8	70
SOUTHEASTERN	1/10/18	26	56	.464	5	19	.263	6	11	.545	41	15	11	16	6	4	63
at Lamar		22	59	.373	6	17	.353	8	15	.533	34	16	11	12	3	6	58
SOUTHEASTERN	1/13/18	16	61	.262	5	22	.227	25	33	.758	41	17	10	12	1	7	62
vs. McNeese		26	53	.491	9	19	.474	10	13	.769	37	27	8	15	6	2	71
SOUTHEASTERN	1/17/18	31	58	.534	9	21	.429	14	21	.667	37	19	18	19	3	7	85
vs. Houston Baptist		25	62	.403	8	25	.320	11	16	.688	32	21	11	21	2	6	69
SOUTHEASTERN	1/20/18	33	65	.508	7	27	.259	12	14	.857	32	21	21	10	7	15	85
vs. Northwestern State		22	57	.386	0	4	.000	14	22	.636	40	15	2	21	1	3	58
SOUTHEASTERN	1/24/18	24	58	.414	3	18	.167	14	18	.778	36	15	14	10	5	2	65
at Sam Houston State		29	64	.453	4	18	.222	13	15	.867	38	20	13	5	2	3	75
SOUTHEASTERN	1/27/18	24	49	.490	5	14	.357	14	19	.737	27	20	16	17	2	5	67
at Nicholls		23	49	.469	1	10	.100	16	24	.667	31	22	7	17	3	9	63
SOUTHEASTERN	1/31/18	20	58	.345	8	28	.286	6	12	.500	28	16	15	11	2	8	54
vs. Texas A&M-CC		23	50	.460	7	15	.467	14	14	1.000	39	18	12	16	4	3	67
SOUTHEASTERN	2/3/18	31	58	.534	9	18	.500	18	23	.783	32	16	20	14	3	9	89
vs. Central Arkansas		33	57	.579	11	19	.579	7	10	.700	25	25	14	17	4	3	84
SOUTHEASTERN	2/7/18	32	64	.500	13	29	.448	9	14	.643	36	18	18	6	3	4	86
at Incarnate Word		22	60	.367	9	21	.429	15	19	.789	39	15	8	11	5	3	68
SOUTHEASTERN	2/10/18	26	60	.433	9	18	.500	13	15	.867	33	13	13	8	2	4	74
at McNeese		28	61	.459	4	15	.267	7	10	.700	37	19	11	11	3	3	67
SOUTHEASTERN	2/14/18	25	52	.481	6	15	.400	15	27	.556	35	21	13	13	3	6	71
vs. New Orleans		22	55	.400	6	17	.353	14	22	.636	35	22	9	16	5	6	64
SOUTHEASTERN	2/17/18	28	56	.500	7	20	.350	5	9	.556	36	17	14	14	4	4	68
vs. Abilene Christian		20	59	.339	4	15	.267	10	14	.714	37	12	9	15	2	7	54
SOUTHEASTERN	2/24/18	32	51	.627	10	18	.556	12	21	.571	27	19	21	9	1	15	86
at Northwestern State		25	55	.455	4	14	.286	8	16	.500	34	19	10	20	3	6	62
SOUTHEASTERN	2/28/18	28	49	.571	7	19	.368	5	7	.714	26	18	15	12	1	6	68
at New Orleans		22	56	.393	4	19	.211	16	20	.800	32	15	12	10	1	5	64
SOUTHEASTERN	3/3/18	25	58	.431	6	20	.300	13	25	.520	40	14	13	8	4	6	69
vs. Nicholls		21	60	.350	6	21	.286	9	11	.818	40	22	6	12	3	3	57
SOUTHEASTERN	3/9/18	25	47	.532	11	23	.478	28	35	.800	29	17	16	11	1	1	89
vs. Sam Houston State		26	58	.448	10	23	.435	17	21	.810	32	23	14	9	0	8	79
SOUTHEASTERN	3/10/18	20	44	.455	6	19	.316	9	13	.692	27	15	15	15	1	4	55
vs. Stephen F.Austin		24	57	.421	7	15	.467	4	8	.500	34	14	11	11	3	4	59
SOUTHEASTERN	3/13/18	19	54	.352	1	20	.050	6	8	.750	22	9	8	10	2	3	45
at St. Mary's (CA)		35	59	.593	13	24	.542	6	7	.857	38	12	14	9	0	7	89
Southeastern La. Opponents		867	1911	.454	250	712	.351	455	692	.658	1158	568	498	468	98	225	2439
		860	1962	.438	225	648	.347	412	571	.722	199	666	372	498	120	194	1357



2018-19 SOUTHEASTERN LOUISIANA MEN'S BASKETBALL

INDIVIDUAL GAME-BY-GAME

Opponent	Date	Score	WL	Veal	Thomas	Filmore	West	Singleton	Polanco	Greenwood
Centenary	11/10/17	99-67	W	17-3-6	0-4-1	DNP	9-1-1	12-0-2	18-5-2	5-9-1
at Tulane	11/13/17	66-89	L	26-5-3	3-1-0	DNP	0-0-1	7-0-2	1-2-0	9-9-0
at ULM	11/16/17	75-86	L	5-0-7	DNP	DNP	0-1-1	6-1-4	23-2-0	9-8-0
at Valparaiso	11/19/17	50-83	L	8-2-2	0-2-0	DNP	0-0-0	6-1-1	10-5-0	11-7-0
at Kent State	11/21/17	70-66	W	22-5-3	DNP	0-2-1	DNP	2-0-3	22-7-0	5-5-1
at Samford	11/24/17	77-71	W	14-2-10	DNP	19-5-4	DNP	2-1-1	5-3-3	6-4-0
at Mississippi Valley State	11/25/17	73-59	W	9-5-7	0-0-0	11-5-1	3-0-0	6-0-4	3-2-1	10-4-1
Loyola-New Orleans	11/28/17	80-53	W	7-6-3	1-2-0	5-0-3	12-1-0	2-0-3	5-4-2	15-9-0
at Central Florida	12/12/17	53-61	L	10-7-5	DNP	6-3-1	0-0-0	7-0-0	8-4-2	4-0-2
Southern-New Orleans	12/14/17	106-77	W	5-6-10	11-2-1	14-4-5	0-4-1	23-2-2	1-3-2	10-10
Grambling State	12/16/17	67-68	L	8-4-6	DNP	16-4-0	0-0-0	11-2-3	6-2-3	7-8-1
at UL Lafayette	12/19/17	74-82	L	23-8-2	3-0-1	2-2-2	DNP	2-4-4	5-0-1	14-4-0
at Notre Dame	12/21/17	50-86	L	6-7-4	1-1-0	2-2-1	DNP	0-1-2	6-6-3	8-6-1
Stephen F. Austin	12/28/17	73-62	W	27-10-6	0-0-0	15-1-2	DNP	8-2-4	0-0-0	3-5-1
at Central Arkansas	12/31/17	73-69	W	10-4-5	0-1-0	7-1-1	0-0-0	5-2-1	14-2-2	12-12
at Abilene Christian	1/6/18	72-70	W	11-6-6	2-0-0	13-3-3	DNP	14-0-5	2-2-0	8-10-0
at Lamar University	1/10/18	63-58	W	15-8-7	0-0-0	3-2-1	DNP	14-4-1	1-2-0	11-5-0
McNeese	1/13/18	62-71	L	9-7-3	0-0-0	3-2-3	DNP	5-1-3	15-2-1	8-7-0
Houston Baptist	1/17/18	85-69	W	6-8-10	4-3-1	22-2-2	0-0-1	5-0-2	DNP	6-4-0
Northwestern State	1/20/18	85-58	W	12-6-8	3-2-1	6-1-2	0-1-1	9-3-4	4-2-2	12-1-0
at Sam Houston State	1/24/18	65-75	L	10-7-9	2-0-0	9-1-2	0-0-0	4-2-1	9-2-2	20-10-0
at Nicholls	1/27/18	67-63	W	15-5-5	6-4-0	2-1-0	DNP	0-2-2	11-6-4	20-4-0
Texas A&M-Corpus Christi	1/31/18	54-67	L	8-2-5	3-2-2	8-3-1	DNP	3-6-1	11-2-2	5-2-0
Central Arkansas	2/3/18	89-84	W	4-2-11	0-0-0	18-2-2	0-0-0	6-1-1	19-3-0	13-5
at Incarnate Word	2/7/18	86-68	W	17-7-12	5-2-2	21-0-2	0-0-0	3-0-0	4-6-0	14-4-0
at McNeese	2/10/18	74-67	W	20-9-5	0-0-0	9-3-3	DNP	3-1-2	0-1-0	20-3-2
New Orleans	2/14/18	71-64	W	14-5-5	0-1-1	5-1-5	DNP	6-1-0	4-1-1	11-6-0
Abilene Christian	2/17/18	68-54	W	16-3-4	2-1-0	2-3-3	0-0-0	11-6-4	4-2-1	4-2-0
at Northwestern State	2/24/18	86-62	W	9-5-7	8-3-0	9-3-5	2-0-0	6-1-4	8-5-3	DNP
at New Orleans	2/28/18	68-64	W	13-4-6	DNP	23-1-2	0-0-0	DNP	8-5-7	12-4-0
Nicholls	3/3/18	69-57	W	14-6-8	4-2-1	6-3-0	DNP	DNP	11-10-1	18-8-2
Sam Houston (SLC Tourn.)	3/9/18	79-69	W	29-4-7	5-3-0	6-1-2	DNP	DNP	16-6-5	11-3-0
Stephen F. Austin (SLC Tourn)	3/10/18	55-59	L	12-6-5	0-1-0	14-5-2	DNP	DNP	7-5-3	8-3-1
St. Mary's (CA) (NIT)	3/13/18	45-89	L	4-4-5	2-1-1	1-0-1	3-0-0	DNP	6-0-1	6-3-0
Opponent	Date	Score	WL	Gonzalez	Capps	Currington	Charleston			
Centenary	11/10/17	99-67	W	9-3-1	14-2-2	10-3-0		5-4-2		
at Tulane	11/13/17	66-89	L	0-1-0	8-5-0	6-7-0		5-3-0		
at ULM	11/16/17	75-86	L	0-0-0	14-7-0	3-3-1		15-10-4		
at Valparaiso	11/19/17	50-83	L	2-2-0	1-4-0	7-4-0		4-2-4		
at Kent State	11/21/17	70-66	W	0-0-0	4-0-1	9-3-0		6-10-1		
at Samford	11/24/17	77-71	W	DNP	19-4-0	8-4-1		4-4-1		
at Mississippi Valley State	11/25/17	73-59	W	0-1-0	18-1-0	13-8-1		0-5-3		
Loyola-New Orleans	11/28/17	80-53	W	0-2-0	21-4-1	4-8-0		8-5-0		
at Central Florida	12/12/17	53-61	L	DNP	8-5-0	10-2-0		0-2-4		
Southern-New Orleans	12/14/17	106-77	W	0-0-0	25-8-1	12-4-0		5-3-0		
Grambling State	12/16/17	67-68	L	DNP	8-2-1	11-6-0		0-0-0		
at UL Lafayette	12/19/17	74-82	L	DNP	12-3-0	11-4-0		2-1-0		
at Notre Dame	12/21/17	50-86	L	0-3-2	17-5-0	6-6-1		4-3-1		
Stephen F. Austin	12/28/17	73-62	W	DNP	6-4-0	14-10-1		0-0-0		
at Central Arkansas	12/31/17	73-69	W	DNP	13-7-2	4-7-2		8-3-3		
at Abilene Christian	1/6/18	72-70	W	DNP	16-6-0	6-7-0		0-2-0		
at Lamar University	1/10/18	63-58	W	DNP	6-6-0	6-5-0		7-5-2		
McNeese	1/13/18	62-71	L	DNP	14-7-0	2-9-0		6-6-0		
Houston Baptist	1/17/18	85-69	W	0-0-0	31-6-1	9-8-1		2-3-0		
Northwestern State	1/20/18	85-58	W	2-0-0	17-2-0	12-7-3		8-5-0		
at Sam Houston State	1/24/18	65-75	L	DNP	2-1-0	7-4-0		2-2-0		
at Nicholls	1/27/18	67-63	W	DNP	4-0-0	9-4-1		0-0-4		
Texas A&M-Corpus Christi	1/31/18	54-67	L	DNP	6-2-1	10-5-0		0-2-3		
Central Arkansas	2/3/18	89-84	W	DNP	26-6-3	0-2-0		3-11-3		
at Incarnate Word	2/7/18	86-68	W	3-1-0	15-3-0	DNP		4-11-2		
at McNeese	2/10/18	74-67	W	3-1-0	15-7-0	2-1-0		2-3-1		
New Orleans	2/14/18	71-64	W	DNP	18-8-0	7-5-0		6-5-1		
Abilene Christian	2/17/18	68-54	W	0-1-0	22-8-2	7-4-0		0-2-0		
at Northwestern State	2/24/18	86-62	W	15-2-0	21-2-0	DNP		8-4-1		
at New Orleans	2/28/18	68-64	W	0-2-0	8-4-0	DNP		4-4-0		
Nicholls	3/3/18	69-57	W	6-3-1	DNP	DNP		10-7-0		
Sam Houston (SLC Tourn.)	3/9/18	79-69	W	3-0-0	4-5-0	DNP		15-6-2		
Stephen F. Austin (SLC Tourn)	3/10/18	55-59	L	0-0-0	8-3-1	DNP		6-2-3		
St. Mary's (CA) (NIT)	3/13/18	45-89	L	0-4-0	19-5-0	DNP		4-4-0		

2018-19 SOUTHEASTERN LOUISIANA MEN'S BASKETBALL



Southeastern Louisiana - PLAYER GAME HIGHS - 2017-18

Points	31	Capps, Jordan vs. Houston Baptist (1/17/18)
	29	Veal, Marlain vs. Sam Houston State (3/9/18)
	27	Veal, Marlain vs. Stephen F. Austin (12/28/17)
	26	Capps, Jordan vs. Central Arkansas (2/3/18)
	26	Veal, Marlain at Tulane (11/13/17)
Field Goals Made	12	Capps, Jordan vs. Central Arkansas (2/3/18)
	12	Capps, Jordan vs. Houston Baptist (1/17/18)
Field Goal Att.	21	Veal, Marlain at Nicholls (2/25/17)
	18	Capps, Jordan vs. Central Arkansas (2/3/18)
	18	Capps, Jordan vs. Houston Baptist (1/17/18)
FG Pct (min 5 made)	1.000 (6-6)	Gonzalez, Brandon at Northwestern State (2/24/18)
	.833 (5-6)	Charleston, Keith vs. Sam Houston State (3/9/18)
	.833 (5-6)	Greenwood, Moses vs. Northwestern State (1/20/18)
3-Point FG Made	7	Filmore, Josh at Incarnate Word (2/7/18)
	7	Filmore, Josh vs. Houston Baptist (1/17/18)
3-Point FG Att.	11	Filmore, Josh vs. Houston Baptist (1/17/18)
	11	Filmore, Josh at Incarnate Word (2/7/18)
3-Pt FG Pct (min 2 made)	1.000 (2-2)	Gonzalez, Brandon vs. Nicholls (3/3/18)
	1.000 (2-2)	Gonzalez, Brandon at Northwestern State (2/24/18)
	1.000 (2-2)	Singleton, Jabbar vs. New Orleans (2/14/18)
	1.000 (2-2)	Thomas, Quinton vs. Nicholls (1/27/18)
Free Throws Made	14	Veal, Marlain vs. Sam Houston State (3/9/18)
	11	Polanco, Eddy vs. Central Arkansas (2/3/18)
Free Throw Att.	14	Veal, Marlain vs. Sam Houston State (3/9/18)
	13	Polanco, Eddy vs. Central Arkansas (2/3/18)
FT Pct (min 6 made)	1.000 (14-14)	Veal, Marlain vs. Sam Houston State (3/9/18)
	1.000 (11-11)	Polanco, Eddy vs. Central Arkansas (2/3/18)
	1.000 (10-10)	Polanco, Eddy vs. Centenary (11/10/17)
	1.000 (7-7)	Veal, Marlain at McNeese (2/10/18)
	1.000 (7-7)	Polanco, Eddy at ULM (11/16/17)
	1.000 (6-6)	Veal, Marlain at Nicholls (1/27/18)
	1.000 (6-6)	Polanco, Eddy vs. Sam Houston State (3/9/18)
	1.000 (4-4)	Veal, Marlain at Sam Houston State (1/24/18)
	1.000 (4-4)	Polanco, Eddy vs. Northwestern State (1/20/18)
	1.000 (4-4)	Greenwood, Moses vs. McNeese (01/13/18)
	1.000 (4-4)	Greenwood, Moses at Central Arkansas (12/31/17)
	1.000 (3-3)	Veal, Marlain at Lamar (1/10/18)
	1.000 (3-3)	Greenwood, Moses at UL Lafayette (12/19/17)
	1.000 (3-3)	Polanco, Eddy vs. Mississippi Valley State (15/12/17)
Rebounds	12	Greenwood, Moses at Central Arkansas (12/31/17)
	11	Charleston, Keith at Incarnate Word (2/7/18)
	11	Charleston, Keith vs. Central Arkansas (2/3/18)
Assists	12	Veal, Marlain at Incarnate Word (02/7/18)
	11	Veal, Marlain vs. Central Arkansas (2/3/18)
Steals	6	Veal, Marlain vs. Northwestern State (1/20/18)
	5	Veal, Marlain vs. Houston Baptist (1/17/18)
Blocked Shots	3	Greenwood, Moses vs. Nicholls (3/3/18)
	3	Currington, James vs. Northwestern State (1/20/18)
	3	Greenwood, Moses at Lamar (1/10/18)
	3	Capps, Jordan at Lamar (1/10/18)
	3	Greenwood, Moses vs. Stephen F. Austin (12/28/17)
Minutes	40	Filmore, Josh at New Orleans (2/28/18)
	40	Veal, Marlain at New Orleans (2/28/18)
	39	Singleton, Jabbar vs. Stephen F. Austin (12/28/17)
	38	Veal, Marlain at St. Mary's (CA) (3/13/18)
	38	Veal, Marlain at McNeese (2/10/18)
	38	Singleton, Jabbar at Lamar (1/10/18)
	38	Veal, Marlain at Lamar (1/10/18)
	38	Veal, Marlain at Abilene Christian (1/6/18)
	38	Veal, Marlain vs. Stephen F. Austin (12/28/17)
	38	Filmore, Josh vs. Grambling State (12/16/17)
	38	Veal, Marlain vs. Mississippi Valley State (11/25/17)



2018-19 SOUTHEASTERN LOUISIANA MEN'S BASKETBALL

TEAM SUPERLATIVES

Southeastern Louisiana - TEAM GAME HIGHS

POINTS	106	Southern-New Orleans (12/14/17)
FIELD GOALS MADE	40	Southern-New Orleans (12/14/17)
FIELD GOAL ATTEMPTS	79	Southern-New Orleans (12/14/17)
FIELD GOAL PERCENTAGE	.627 (32-51)	at Northwestern State (2/24/18)
3 PT FIELD GOALS MADE	13	at Incarnate Word (2/7/18)
3 PT FG ATTEMPTS	33	Southern-New Orleans (12/14/17)
3 PT FG PERCENTAGE	.556 (10-18)	at Northwestern State (2/24/18)
FREE THROWS MADE	31	Centenary (11/10/17)
FREE THROW ATTEMPTS	39	Centenary (11/10/17)
FREE THROW PERCENTAGE	.867 (13-15)	at McNeese (2/10/18)
REBOUNDS	50	Southern-New Orleans (12/14/17)
ASSISTS	22	Southern-New Orleans (12/14/17)
STEALS	15	at Northwestern State (2/24/18)
BLOCKED SHOTS	7	at Northwestern State (2/24/18)
TURNOVERS	22	Stephen F.Austin (12/28/17)
FOULS	25	at Tulane (11/13/17)

Opponent - GAME HIGHS

POINTS	89	at St. Mary's (CA) (3/13/18)
	89	at Tulane (11/13/17)
FIELD GOALS MADE	35	at St. Mary's (CA) (3/13/18)
FIELD GOAL ATTEMPTS	69	at Notre Dame (12/21/17)
	66	at Abilene Christian (1/6/18)
FIELD GOAL PERCENTAGE	.596 (31-52)	at Tulane (11/13/17)
3 PT FIELD GOALS MADE	13	at St. Mary's (CA) (3/13/18)
3 PT FG ATTEMPTS	31	at Kent State (11/21/17)
3 PT FG PERCENTAGE	.579 (11-19)	at Central Arkansas (2/3/18)
FREE THROWS MADE	22	at Central Arkansas (2/3/18)
FREE THROW ATTEMPTS	33	at Central Arkansas (2/3/18)
FREE THROW PERCENTAGE	1.000 (14-14)	at Texas A&M-Corpus Christi (1/31/18)
REBOUNDS	47	at Notre Dame (12/21/17)
ASSISTS	19	at Valparaiso (11/19/17)
STEALS	10	Loyola-New Orleans (11/28/17)
BLOCKED SHOTS	10	at Notre Dame (12/21/17)
	10	at Tulane (11/13/17)
TURNOVERS	26	Loyola-New Orleans (11/28/17)
FOULS	28	Centenary (11/10/17)

Southeastern Louisiana - TEAM GAME LOWS

POINTS	45	at St. Mary's (CA) (3/13/18)
FIELD GOALS MADE	16	McNeese (1/13/18)
FIELD GOAL ATTEMPTS	40	Stephen F.Austin (12/28/17)
FIELD GOAL PERCENTAGE	.262 (16-61)	at Louisiana Tech (12/3/16)
3 PT FIELD GOALS MADE	1	at Valparaiso (11/19/17)
	1	at St. Mary's (CA) (3/13/18)
3 PT FG ATTEMPTS	14	at Nicholls (1/27/18)
3 PT FG PERCENTAGE	.050 (1-20)	at St. Mary's (CA) (3/13/18)
FREETHROWS MADE	5	at Notre Dame (12/21/17)
	5	Abilene Christian (2/17/18)
	5	at New Orleans (2/28/18)
FREETHROW ATTEMPTS	7	at New Orleans (2/28/18)
	8	at St. Mary's (CA) (3/13/18)
FREETHROW PERCENTAGE	.417 (5-12)	at Notre Dame (12/21/17)
REBOUNDS	22	at St. Mary's (CA) (3/13/18)
ASSISTS	6	at Tulane (11/13/17)
STEALS	1	Sam Houston State (3/9/18)
	2	at Sam Houston State (1/24/18)
BLOCKED SHOTS	0	at Valparaiso (11/19/17)
	0	at Central Arkansas (12/31/17)
TURNOVERS	6	at Incarnate Word (2/7/18)
FOULS	9	at St. Mary's (CA) (3/13/18)
	11	at Notre Dame (12/21/17)

Opponent - GAME LOWS

POINTS	53	Loyola-New Orleans (11/28/17)
FIELD GOALS MADE	18	Loyola-New Orleans (11/28/17)
FIELD GOAL ATTEMPTS	49	Nicholls (3/3/18)
FIELD GOAL PERCENTAGE	.339 (21-47)	at Central Arkansas (12/31/17)
3 PT FIELD GOALS MADE	0	Northwestern State (1/20/18)
	1	at Nicholls (1/27/18)
3 PT FG ATTEMPTS	4	Northwestern State (1/20/18)
3 PT FG PERCENTAGE	.000 (0-4)	Northwestern State (1/20/18)
FREETHROWS MADE	4	Stephen F.Austin (3/10/18)
FREETHROW ATTEMPTS	7	at St. Mary's (CA) (3/13/18)
FREETHROW PERCENTAGE	.500 (4-8)	Stephen F.Austin (3/10/18)
REBOUNDS	25	Centenary (11/10/17)
ASSISTS	2	Northwestern State (1/20/18)
	4	Southern-New Orleans (12/14/18)
STEALS	2	McNeese (1/13/18)
BLOCKED SHOTS	0	Stephen F.Austin (12/28/17)
	0	Sam Houston State (3/9/18)
	0	at St. Mary's (CA) (3/13/18)
TURNOVERS	5	at Sam Houston State (1/24/18)
FOULS	12	Abilene Christian (2/17/18)
	12	at St. Mary's California (3/13/18)



Jordan Capps scored a season high 31 points for the Lions in a 85-69 win over Houston Baptist Jan. 17.



Josh Filmore drilled seven 3-pointers in a 86-68 win over Incarnate Word Feb. 7 at the University Center.

2018-19 SOUTHEASTERN LOUISIANA MEN'S BASKETBALL



SOUTHLAND STANDINGS/TEAM STATS

2017-18 STANDINGS	SOUTHLAND				OVERALL			
	W-L	Pct	PF	PA	W-L	Pct	PF	PA
Southeastern La.	15-3	.833	72.8	65.7	22-12	.647	71.7	69.3
Nicholls	15-3	.833	78.4	69.6	21-11	.656	82.5	75.3
Stephen F.Austin	14-4	.778	80.1	68.8	28-7	.800	80.5	68.2
Sam Houston State	12-6	.667	73.4	69.5	21-15	.583	71.4	68.8
Lamar	11-7	.611	76.8	72.2	19-14	.576	75.8	69.6
New Orleans	11-7	.611	68.9	67.9	16-17	.485	69.6	70.4
Central Arkansas	10-8	.556	81.1	78.5	18-17	.514	80.5	79.0
Abilene Christian	8-10	.444	70.8	71.7	16-16	.500	73.7	71.2
McNeese	8-10	.444	76.3	76.7	11-17	.393	75.0	77.2
A&M-Corpus Christi	8-10	.444	68.3	71.3	11-18	.379	67.7	70.9
Incarnate Word	2-16	.111	66.8	78.4	7-21	.250	70.6	77.2
Houston Baptist	2-16	.111	75.2	84.6	6-25	.194	76.8	84.4
Northwestern State	1-17	.056	62.2	76.2	4-25	.138	64.4	78.1

SCORING OFFENSE

##	Team	G	W-L	Pts	Avg.
1.	Nicholls	32	22-11	2641	82.5
2.	Central Arkansas	35	18-17	2819	80.5
	Stephen F.Austin	35	28-7	2819	80.5
4.	Houston Baptist	31	6-25	2382	76.8
5.	Lamar	33	19-14	2500	75.8
6.	McNeese	28	11-17	2099	75.0
7.	Abilene Christian	32	16-16	2359	73.7
8.	Southeastern La.	34	22-12	2439	71.7
9.	Sam Houston State	36	21-15	2571	71.4
10.	Incarnate Word	28	7-21	1963	70.6
11.	New Orleans	33	16-17	2297	69.6
12.	A&M-Corpus Christi	29	11-18	1963	67.7
13.	Northwestern State	29	4-25	1868	64.4

SCORING DEFENSE

##	Team	G	Pts	Avg.
1.	Stephen F.Austin	35	2386	68.2
2.	Sam Houston State	36	2477	68.8
3.	Southeastern La.	34	2268	69.3
4.	Lamar	33	2296	69.6
5.	New Orleans	33	2322	70.4
6.	A&M-Corpus Christi	29	2057	70.9
7.	Abilene Christian	32	2279	71.2
8.	Nicholls	32	2411	75.3
9.	McNeese	28	2161	77.2
10.	Incarnate Word	28	2163	77.2
11.	Northwestern State	29	2264	78.1
12.	Central Arkansas	35	2766	79.0
13.	Houston Baptist	31	2617	84.4

SCORING MARGIN

##	Team	G	Off.	Def.	Mar.
1.	Stephen F. Austin	35	80.5	68.2	+12.4
2.	Nicholls	32	82.5	75.3	+7.2
3.	Lamar	33	75.8	69.6	+6.2
4.	Sam Houston State	36	71.4	68.8	+2.6
5.	Abilene Christian	32	73.7	71.2	+2.5
6.	Southeastern La.	33	71.7	69.3	+2.4
7.	Central Arkansas	35	80.5	79.0	+1.5
8.	New Orleans	33	69.6	70.4	-0.8
9.	McNeese	28	75.0	77.2	-2.2
10.	A&M-Corpus Christi	29	67.7	70.9	-3.2
11.	Incarnate Word	28	70.6	77.2	-6.6
12.	Houston Baptist	31	76.8	84.4	-7.6
13.	Northwestern State	29	64.4	78.1	-13.7

FREE THROW PERCENTAGES

##	Team	G	FTM	FTA	Pct
1.	Incarnate Word	28	470	630	.746
2.	Central Arkansas	35	573	780	.735
3.	Nicholls	32	499	696	.717
4.	A&M-Corpus Christi	29	432	603	.716
5.	Sam Houston State	36	514	719	.715
6.	McNeese	28	401	568	.706
7.	Stephen F.Austin	35	577	819	.705
8.	Abilene Christian	32	406	579	.701
9.	New Orleans	33	508	755	.673
10.	Southeastern La.	34	455	692	.658
11.	Lamar	33	497	757	.657
12.	Houston Baptist	31	443	710	.624
13.	Northwestern State	29	359	588	.611

FIELD GOAL PERCENTAGES

##	Team	G	FG	FGA	Pct
1.	Stephen F.Austin	35	1000	2059	.486
2.	Nicholls	32	941	1994	.472
3.	Abilene Christian	32	870	1874	.464
4.	Southeastern La.	34	848	1857	.454
5.	Central Arkansas	35	980	2162	.453
6.	New Orleans	33	815	1798	.453
9.	A&M-Corpus Christi	29	691	1589	.435
8.	McNeese	28	748	1724	.434
9.	Lamar	33	873	2026	.431
10.	Incarnate Word	28	671	1566	.428
11.	Sam Houston State	36	900	2115	.426
12.	Houston Baptist	31	860	2058	.418
13.	Northwestern State	29	692	1678	.412

FIELD GOAL PCT DEFENSE

##	Team	G	FG	FGA	Pct
1.	Stephen F.Austin	35	768	1796	.428
2.	McNeese	28	786	1816	.433
3.	Sam Houston State	36	852	1965	.434
4.	Southeastern La.	34	825	1903	.438
5.	Abilene Christian	32	770	1759	.438
6.	A&M-Corpus Christi	29	679	1550	.438
7.	Nicholls	32	824	1868	.441
8.	Incarnate Word	28	775	1746	.444
9.	Central Arkansas	35	975	2183	.447
10.	Lamar	33	809	1809	.447
11.	New Orleans	33	822	1780	.462
12.	Northwestern State	29	789	1691	.467
13.	Houston Baptist	31	912	1895	.481

3-POINT FIELD GOAL PERCENTAGES

##	Team	G	FG	FGA	Pct
1.	Stephen F.Austin	35	242	651	.372
2.	New Orleans	33	159	444	.358
3.	Nicholls	32	260	729	.357
4.	Central Arkansas	35	286	804	.356
5.	Southeastern La.	34	250	712	.351
6.	McNeese	28	202	581	.348
7.	Lamar	33	257	750	.343
8.	A&M-Corpus Christi	29	149	437	.341
9.	Sam Houston State	36	257	762	.337
10.	Incarnate Word	28	166	493	.337
11.	Abilene Christian	32	213	656	.325
12.	Houston Baptist	31	219	677	.323
13.	Northwestern State	29	125	448	.279

3-POINT FIELD GOAL PCT DEFENSE

##	Team	G	FG	FGA	Pct
1.	Sam Houston State	36	277	851	.326
2.	Abilene Christian	32	214	657	.326
3.	Nicholls	32	206	615	.335
4.	Lamar	33	215	629	.342
5.	McNeese	28	211	609	.346
6.	A&M-Corpus Christi	29	224	646	.347
7.	Southeastern La.	34	225	648	.347
8.	Stephen F.Austin	35	246	689	.357
9.	Central Arkansas	35	252	700	.360
10.	Incarnate Word	28	212	584	.363
11.	Northwestern State	29	218	591	.369
12.	New Orleans	33	226	609	.371
13.	Houston Baptist	31	271	687	.394

REBOUNDING MARGIN

##	Team	G	Avg	Avg	Mar.
1.	Sam Houston State	36	37.7	33.8	+3.9
2.	Stephen F.Austin	35	35.7	32.1	+3.4
3.	Lamar	33	37.7	35.7	+2.0
4.	New Orleans	33	34.2	32.5	+1.7
5.	Houston Baptist	21	39.3	38.0	+1.3
6.	Nicholls	32	37.2	36.1	+1.1
7.	A&M-Corpus Christi	29	34.8	33.8	+1.0
8.	McNeese	28	39.0	39.0	+0.0
9.	Abilene Christian	21	34.3	34.7	-0.4
10.	Southeastern La.	33	34.4	35.2	-0.8
11.	Northwestern State	29	35.7	37.3	-1.6
12.	Central Arkansas	35	36.3	39.7	-3.5
13.	Incarnate Word	28	34.9	38.4	-3.5

BLOCKED SHOTS

##	Team	G	Blocks	Avg
1.	Central Arkansas	35	180	5.1
2.	Incarnate Word	28	143	5.1
3.	McNeese	28	128	4.6
4.	Northwestern State	29	122	4.2
5.	Abilene Christian	32	128	4.0
6.	Nicholls	32	126	3.9
7.	New Orleans	33	119	3.6
8.	Stephen F.Austin	35	106	3.0
9.	Southeastern La.	34	98	2.9
10.	Houston Baptist	31	90	2.9
11.	A&M-Corpus Christi	29	84	2.9
12.	Lamar	33	75	2.3
13.	Sam Houston State	36	62	1.7

ASSISTS

##	Team	G	Assists	Avg
1.	Central Arkansas	35	565	16.1
2.	Abilene Christian	32	482	15.1
3.	Nicholls	32	474	14.8
4.	Southeastern La.	34	498	14.6
5.	Sam Houston State	36	527	14.6
6.	New Orleans	33	483	14.6
7.	Stephen F.Austin	35	498	14.2
8.	Houston Baptist	31	432	13.9
9.	Lamar	33	449	13.6
10.	A&M-Corpus Christi	29	323	11.1
11.	Incarnate Word	28	311	11.1
12.	McNeese	28	306	10.9
13.	Northwestern State	29	279	9.6

STEALS

##	Team	G	Steals	Avg
1.	Stephen F.Austin	35	361	10.3
2.	Nicholls	32	307	9.6
3.	Lamar	33	281	8.5
4.	Abilene Christian	32	260	8.1
5.	New Orleans	33	238	7.2
6.	A&M-Corpus Christi	29	197	6.8
7.	Central Arkansas	35	233	6.7
8.	Southeastern La.	34	225	6.7
9.	Houston Baptist	31	206	6.6
10.	Northwestern State	29	180	6.2
11.	Sam Houston State	36	220	6.1
12.	Incarnate Word	28	169	6.0
13.	McNeese	28	146	5.2



2018-19 SOUTHEASTERN LOUISIANA MEN'S BASKETBALL

SOUTHLAND INDIVIDUAL STATS

SCORING

##	Player-Team	CL	G	FG	3FG	FT	Pts	Avg
1.	Jordan Howard - UCA	SR	35	280	113	207	880	25.1
2.	Roddy Peters - NICH	SR	32	229	11	160	629	19.7
3.	Joseph Gilmore - AMCC	SR	29	183	37	137	540	18.6
4.	Travin Thibodeaux - UNO	SR	26	160	16	89	425	16.3
5.	David Caraher - HBU	FR	29	162	56	89	469	16.2
6.	Tevon Saddler - NICH	SR	30	162	19	131	474	15.8
7.	Shannon Bogues - SFA	JR	35	201	44	93	539	15.4
8.	Kalob Ledoux - MCN	SO	27	147	61	49	404	15.0
9.	Chris Galbreath Jr. - SHSU	SR	36	219	17	77	532	14.8
10.	Colton Weisbrod - LU	SR	33	171	18	121	481	14.6
17	Jordan Capps - SLU	SR	33	178	18	66	422	13.4

REBOUNDING

##	Player-Team	CL	G	O	D	TOT	Avg
1.	Quetarius Wilson - MCN	JR	28	101	185	286	10.2
2.	Colton Weisbrod - LU	SR	33	95	171	266	8.1
3.	Chris Galbreath Jr. - SHSU	SR	36	94	193	287	8.0
4.	Jaren Lewis - ACU	JR	32	79	168	247	7.7
5.	Josh Nzeakor - LU	JR	33	101	145	246	7.5
6.	Ishmael Lane - NWST	JR	29	69	141	210	7.2
7.	David Caraher - HBU	FR	29	70	138	208	7.2
8.	Shawn Johnson - UIW	SR	28	30	159	189	6.8
9.	Tevon Saddler - NICH	SR	30	45	154	199	6.6
10.	TJ, Holyfield - SFA	JR	35	84	139	223	6.4
15	Moses Greenwood - SLU	JR	33	70	114	184	5.6

FIELD GOAL PCT

##	Player-Team	CL	G	FG	FGA	Pct
1.	Kimani Jackson - NICH	SR	32	104	161	.646
2.	Jaylen Franklin - ACU	JR	32	142	255	.557
3.	TJ, Holyfield - SFA	JR	35	167	305	.548
4.	Jaren Lewis - ACU	JR	32	159	291	.546
5.	Travin Thibodeaux - UNO	SR	26	160	295	.542
6.	Jordan Capps - SLU	SR	33	178	329	.541
7.	Moses Greenwood - SLU	JR	32	139	258	.539
8.	Ishmael Lane - NWST	JR	29	149	281	.530
9.	James Currington - SLU	SR	27	87	166	.524
10.	Mathieu Kamba - UCA	SR	35	171	330	.518

ASSISTS

##	Player-Team	CL	G	A	Avg
1.	Marlain Veal - SLU	JR	34	207	6.1
2.	Braxton Bonds - HBU	JR	31	158	5.1
3.	DeAndre Jones - UCA	FR	35	159	4.5
4.	Jaylin Franklin - ACU	JR	32	143	4.5
5.	John Dewey III - SHSU	JR	36	158	4.4
6.	Roddy Peters - NICH	SR	32	135	4.2
7.	Joey Frenchwood - LU	SR	29	122	4.2
8.	Tevin Foster - ACU	SR	32	112	3.5
9.	Joseph Kilgore - AMCC	SR	29	96	3.3
10.	Aaron Augustin - SFA	SO	34	111	3.3

FREETHROW PCT

##	Player-Team	CL	G	FTM	FTA	Pct
1.	Howard, Jordan - UCA	SR	35	207	233	.888
2.	John Dewey III - SHSU	JR	36	106	126	.841
3.	Nick Garth - LU	JR	33	83	99	.838
4.	Christian Peevy - UIW	FR	28	74	89	.831
5.	Jarren Greenwood - MCN	JR	27	98	118	.831
6.	Charles Brown III - UIW	JR	26	77	96	.802
7.	Tevin Foster - ACU	SR	32	105	131	.802
8.	Simi Socks - UIW	JR	25	59	74	.797
9.	Eddy Polanco - SLU	SR	33	90	113	.796
10.	Shannon Bogues - SFA	JR	35	93	117	.795

STEALS

##	Player-Team	CL	G	S	Avg
1.	Jahvaughn Powell - NICH	SR	32	74	2.3
2.	Marlain Veal - SLU	JR	33	66	2.0
3.	Kevin Johnson - NICH	FR	32	61	1.9
4.	Braxton Bonds - HBU	JR	31	59	1.9
5.	Jaylen Franklin - ACU	JR	32	59	1.8
6.	Joseph Kilgore - AMCC	SR	29	52	1.8
7.	Zjori Bosh - LU	SR	33	56	1.7
8.	DeAndre Jones - UCA	FR	35	59	1.7
9.	Joey Frenchwood - LU	SR	29	47	1.6
10.	Ivan Canete - SFA	SR	33	53	1.6

3-POINT FG PCT

##	Player-Team	CL	G	3FG	FGA	Pct
1.	Ezekiel Charles - UNO	JR	31	51	109	.468
2.	Kevon Harris - SFA	SO	33	58	136	.426
3.	Ivan Canete - SFA	SR	33	49	118	.415
4.	Josh Delaney - SHSU	JR	35	68	168	.405
5.	Lafayette Rutledge - NICH	SR	32	97	240	.404
6.	Jabbar Singleton - SLU	SR	29	40	99	.404
7.	Jordan Howard - UCA	SR	35	113	287	.394
8.	Payten Ricks - ACU	SO	26	27	69	.391
9.	DeAndre Jones - UCA	FR	35	36	94	.383
10.	Joshua Filmore - SLU	SR	30	72	192	.375

3-POINT FG MADE

##	Player-Team	CL	G	3FG	Avg
1.	Howard, Jordan - UCA	SR	35	113	3.2
2.	Lafayette Rutledge - NICH	SR	32	97	3.0
3.	Joshua Filmore - SLU	SR	30	72	2.4
4.	Jalon Gates - HBU	SO	31	75	2.4
5.	Nick Garth - LU	JR	33	79	2.4
6.	James Harvey - MCN	JR	28	65	2.3
7.	Kalob Ledoux - MCN	SO	27	61	2.3
8.	Jahvaughn Powell - NICH	SR	32	70	2.2
9.	Shawn Johnson - UIW	SR	28	58	2.1
10.	Josh Delaney - SHSU	JR	35	68	1.9

BLOCKED SHOTS

##	Player-Team	CL	G	B	Avg
1.	Hayden Koval - UCA	FR	34	105	3.1
2.	Ishmael Lane - NWST	JR	29	53	1.8
3.	Labarrus Hill - MCN	SR	26	41	1.6
4.	Ryghé Lyons - NICH	FR	28	44	1.6
	Shawn Johnson - UIW	SR	28	44	1.6
6.	Jalone Friday - ACU	SO	32	50	1.6
7.	Devin Wyatt - UIW	SR	21	30	1.4
8.	Stephen Ugochukwu - MCN	SR	27	34	1.3
9.	TJ, Holyfield - SFA	JR	35	44	1.3
10.	Legend Robertin - NICH	SR	32	38	1.2
14.	Moses Greenwood - SLU	SR	33	30	0.9

ASSIST/TURNOVER RATIO

##	Player-Team	CL	G	Ast.	T/O	Ratio
1.	Bonds, Braxton - HBU	JR	31	158	74	2.1
2.	Aaron Augustin - SFA	SO	34	111	54	2.1
3.	DeAndre Jones - UCA	FR	35	159	79	2.0
4.	Marlain Veal - SLU	JR	34	207	116	1.8
5.	Joey Frenchwood - LU	SR	29	122	69	1.8
6.	Jaylen Franklin - ACU	JR	32	112	84	1.3
7.	John Dewey III - SHSU	JR	36	158	107	1.5
8.	Tevin Foster - ACU	SR	32	112	84	1.3
	Jarren Greenwood - MCN	JR	27	84	63	1.3
10.	Joseph Kilgore - AMCC	SR	29	96	86	1.1



2017-18 ALL-SOUTHLAND CONFERENCE TEAM

First Team	School	Pos.	Cl.	Hometown
Jordan Howard	Central Arkansas	G	Sr.	Chandler, Ariz.
Roddy Peters	Nicholls	G	Sr.	Washington, D.C.
Marlain Veal	Southeastern La.	G	Jr.	New Orleans, La.
Chris Galbreath Jr.	Sam Houston State	F	Sr.	Chicago, Ill.
Colton Weisbrod	Lamar	F	Sr.	Nederland, Texas
Second Team	School	Pos.	Cl.	Hometown
Shannon Bogues	Stephen F. Austin	G	Jr.	Killeen, Texas
Joseph Kilgore	A&M Corpus Christi	G	Sr.	Houston, Texas
Tevon Saddler	Nicholls	G	Sr.	Aberdeen, Md.
Jordan Capps	Southeastern La.	F	Sr.	Norcross, Ga.
Kevon Harris	Stephen F. Austin	G/F	So.	Ellenwood, Ga.
Third Team	School	Pos.	Cl.	Hometown
David Caraher	Houston Baptist	F	Fr.	Chapel Hill, N.C.
TJ, Holyfield	Stephen F. Austin	F	Jr.	Albuquerque, N.M.
Quatarrius Wilson	McNeese	F	Jr.	Mobile, Ala.
Ishmael Lane	Northwestern State	F/C	Jr.	Port Allen, La.
Kalob Ledoux	McNeese	G	So.	Port Parre, La.

Honorable Mention:

Jalone Friday, Abilene Christian; Nick Garth, Lamar; John Dewey III, Sam Houston State; Mathieu Kamba, Central Arkansas; Josh Nzeakor, Lamar; Jaren Lewis, Abilene Christian; Shawn Johnson, Incarnate Word

All-Defensive Team	School	Pos.	Cl.	Hometown
Marlain Veal	Southeastern La.	G	Jr.	New Orleans, La.
Jahvaughn Powell	Nicholls	G	Sr.	Tallahassee, Fla.
Hayden Koval	Central Arkansas	C	Fr.	Prosper, Texas
TJ, Holyfield	Stephen F. Austin	F	Jr.	Albuquerque, N.M.
Jaylen Franklin	Abilene Christian	G	Jr.	Little Rock, Ark.
Aaron Augustin	Stephen F. Austin	G	So.	Suwannee, Ga.

Player of the Year: Jordan Howard, Central Arkansas

Defensive Player of the Year: Marlain Veal, Southeastern La.


Freshman of the Year: David Caraher, Houston Baptist

Newcomer of the Year: Roddy Peters, Nicholls

Coach of the Year: Richie Riley, Nicholls

2017-18 Southland Conference Players of the Week


11/13/17	Kevon Harris, Stephen F. Austin
11/20/17	Jordan Howard, Central Arkansas
11/27/17	Marlain Veal, Southeastern La.
12/4/17	Josh Ibarra, Houston Baptist
12/11/17	Kevon Harris, Stephen F. Austin
12/18/17	Ivan Canete, Stephen F. Austin
12/27/17	Jordan Howard, Central Arkansas
1/2/18	Josh Nzeakor, Lamar
1/8/18	Bryson Robinson, New Orleans
1/15/18	Roddy Peters, Nicholls
1/22/18	Nick Garth, Lamar
1/29/18	Jordan Howard, Central Arkansas
2/5/18	Roddy Peters, Nicholls
2/12/18	Jaren Lewis, Abilene Christian
2/19/18	Roddy Peters, Nicholls
2/26/18	Nick Garth, Lamar



THE LIONS LEGACY

Lions basketball actually began in the late 1920's. However, as time went on and the importance of keeping records grew, Southeastern recognizes the 1947-48 season as the first of the "modern era." Legendary head coach Luther Marlar led the Lions hardwood crew for 20 season through the 1966-67 campaign.

Marlar led Southeastern to one of its two 20-win seasons going 22-10, winning 13-games in a row and a Gulf States Conference co-championship in 1953-54. Head Coach E.V. Foy notched the Lions next 20-win season (1972-73), as Southeastern went 21-7, to win another Gulf South title and host the first round of the Division II National Tournament. Southeastern added a Gulf Star Conference title in 1984-85, a Trans America Athletic Conference West Division title in 1995-96, and two Southland Conference titles (2003-04, 2004-05) with the latter resulting in the Lions' first-ever appearance in the NCAA Championships.



2004-05 Southland Conference Champions 2005 NCAA Participants

Front Row: Chris Lee, Justin Edwards, Jonathan Walker, Nate Lofton, Leonard Harden, Ricky Woods, Thomas Woods. **Back Row:** Eric Lefort, Tom Taylor, Assistant Coach Steve Prohm, Head Coach Billy Kennedy, Cavin Payton, Micheal Cyprien, Neill Berry, Terry Bryant, Scott Roniger, Jonathan Patton, Dee Gadsden, Assistant Coach Gerald Lewis, Assistant Coach Roman Banks, Landon Thomas, Athletic Trainer Dean Mannina.



1953-54 Gulf States Conference Co-Champions NAIA Quarter-Finalists

Front row (l to r): Luther Marlar, (no ID), Dick Chiles, Bob Schieber, Donald Hood, Dick Sharp, Dudley Pitt, Gaylon Alford, (no ID); **middle row (l to r)** Raymond Harris, (no ID), Charley Kinsley, James Mitchell, Bobby Combs, Huey Faciane, Jerry Jones, George Hess, Charles McCrory; **back row (l to r)** Dick Stiga, Bobby Booth, Jerry Askeroth, Leslie McDowell, Mack Harvey, Dennis Wagner, Cliff Foster. (Don Clayton).



2003-04 Southland Conference Champions

Front Row: Michael Gardener, Matt Wilkinson, Assistant Coach Steve Prohm, Assistant Coach Mike Smith, Head Coach Billy Kennedy, Assistant Coach Roman Banks, Kyle Hebert, Terry Bryant. **Back Row:** Tom Taylor, Jonathan Patton, Lane Frey, Terry West, Jonathan Walker, Nate Lofton, Marcus Verner, Justin Edwards, Dee Gadsden, Micheal Cyprien, Neill Berry, Amir Abdur-Rahim, Eric Lefort, Jason Aucoin.



1984-85 Gulf Star Conference Champions

Front Row: Earl Robinson, Keith Gordon, Joe Venable, Pat Potts, Gordon Yancey. **Middle Row:** David Jones, Robert Cousin, Jerome Bazille, Bo Bo McNair, Teddy Butler, John King. **Back Row:** Assistant Coach Leo McClure, Assistant Coach Don Wilson, Thelander Tillman, John Dixon, Bill Dukes, Willie Samuel, Timmy Joe Premeaux, Head Coach Newton Chelette



1972-73 Gulf South Conference Champions Division II Men's Basketball Championships

Front row (left to right), Bruce Gilmore, Kevin Fogg, Willie Ray Brown, Dan Pieper, Wilbert Beard, John Shirley, Rickie Branch and Mike Krajcer. **Back row (l to r),** Graduate assistant coach Steve Welch, Assistant Coach Ken Fortenberry, Charles Jones, Craig Huss, Freddie Lucas, Mike Rance, Head Coach E.V. Foy, manager George Drury.



2018-19 SOUTHEASTERN LOUISIANA MEN'S BASKETBALL

2005 SOUTHLAND CHAMPIONS



2005 Southland Champs

▲ **Front Row:** Chris Lee, Justin Edwards, Jonathan Walker, Nate Lofton, Leonard Harden, Ricky Woods, Thomas Woods. **Back Row:** Eric Lefort, Tom Taylor, Steve Prohm, Billy Kennedy, Cavin Payton, Micheal Cyprien, Neill Berry, Terry Bryant, Scott Roniger, Jonathan Patton, Dee Gadsden, Gerald Lewis, Roman Banks, Landon Thomas, Dean Mannina.

It was a long time coming. For over 20 years Southeastern Louisiana's basketball team was one of the others, a mere footnote on the national collegiate basketball radar.

The Lions were one of only a small percentage of Division I men's basketball-playing institutions never to have made an appearance in the NCAA Tournament.

But all that changed on Sunday, March 13, after the Lions claimed what many would consider as the biggest victory in the history of Southeastern Athletics, in any sport.

Little did anyone realize the far-reaching, spirit-engaging effect that a 49-42 win over Northwestern State in the finals of the O'Reilly Auto Parts Southland Conference Tournament in front of a nationwide audience on ESPN2 would evoke.

That one victory did not serve as merely the culmination of a season in which the Lions posted a school record for wins (24-9) or the first victory over the Demons in Natchitoches in 20 years, but more importantly put into motion a wheel of pride and enthusiasm that continues to churn.

Not only did claiming the conference tournament championship and the automatic bid to the NCAA Tournament put Southeastern Louisiana's name in every

newspaper, every day for roughly three weeks in the month of March (NCAA bracket) and into April, it evoked a feeling of unity, spirit and pride among alumni, student, faculty and staff that has not been seen at Southeastern in time out of mind. It created a fan-euphoria unlike any seen in the history of Southeastern Athletics.

The Lions, for the first time in school history, were going to "The Big Dance."

Faithful fans who had suffered through lean years clamored for tickets to the 15th-seeded Lions first-round game in Oklahoma City against second seed Oklahoma State. On game day, fans watching on a monster-screen TV in the University Center cheered each Lion rally while others gathered in front of dorm or apartment TV's or in local restaurants to watch history in the making.

Dick Sharp, a former standout Southeastern player in the mid-50's and the unconfirmed record holder for most Southeastern basketball games ever viewed by one individual, had this to say regarding the Lions remarkable achievement.

"I waited all my life it seems for that moment," replied Sharp who is ranked in the career-top 10 in scoring. "I was actually just hoping they'd play well.

Represent themselves and the University

with pride. But they did more than that. They had a chance to win."

Southeastern was slated to play the early game of the tournament. It was an 11:30 a.m. sold out contest against the top-10 ranked Cowboys at the 18,500-seat Ford Center in Oklahoma City, just a stone's throw (or roughly 60 miles) from the OSU campus in Stillwater.

Didn't quite make for a neutral site.

But set against a sea of OSU fans sporting orange and white and fighting history, only four 15-seeds had ever won in the history of the tournament, the Lions set out to make their mark.

After falling behind early in the first half, 21-9, and having their top post player Nate Lofton on the bench in early foul trouble, the game took on the tone of becoming a blowout. But behind the perimeter play of Jonathan Patton, the Lions kept the game within single digits at intermission. Patton continually knocked down big shots in the opening period finishing with 15 points for the half and helping the Lions to a respectable 35-26 deficit at the break.

After intermission, the Lions continued to claw even closer pulling to within three on two occasions and to within four, 51-47, with 4:07 remaining. In the second stanza,



Ricky Woods picked up where Patton left off before the break, dominating the Cowboys with acrobatic drives to the rack and finishing with a team-high 16 points.

Oklahoma State, which came in averaging over 70 percent as a team from the free throw line, went on a 12-3 run over the final four minutes hitting 9-of-10 from the stripe to close out the game along with the Lions' upset hopes with a 63-50 final margin.

But down the stretch run of the game, as butts of Southeastern fans everywhere crept inexorably closer to the edges of their respective seats, a different game was won.

"The final score wasn't indicative of how close OUR guys had it at the end. OUR guys played great. I didn't realize OUR team was that good," are just a few examples of the general statements uttered by Southeastern fans old and new alike.

The key word, though, is OUR.


For in losing with dignity, those players

and coaches created in everyone associated with Southeastern Louisiana University an overwhelming sense of pride and, more importantly, ownership.

And it is in that newly created sense of ownership that the Lions claimed perhaps their biggest victory of all.

For long after the final horn sounds in the 2005 NCAA Championship game, Southeastern fans will be talking about the time OUR team went to the Big Dance.

OUR TEAM.



2005 NCAA Chicago Regional March 18, 2005 • First Round Oklahoma City, Okla. • Ford Center

No. 15 Southeastern Louisiana (24-9)

	MIN	FGM-A	FTM-A	REB	AST	PF	PTS
R. Woods	40	7-16	2-3	2	4	4	16
Bryant	36	1-4	0-0	0	1	3	2
Lee	31	2-4	0-0	3	0	2	5
Patton	30	6-10	1-1	1	1	3	15
Lofton	27	2-6	2-4	5	3	4	6
Roniger	8	0-1	0-0	0	0	2	0
T. Woods	7	0-1	0-0	0	1	0	0
Walker	13	1-1	2-2	3	0	4	4
Harden	8	1-2	0-0	5	0	0	2
TOTALS		20-45	7-10	19	10	22	50
		(44.4%)	(70.0%)				

TURNOVERS: 17 (Bryant 4, Patton 2, Lofton 7, R. Woods 2, Lee 2).

BLOCKED SHOTS: 2 (Lofton 1, R. Woods 1).

STEALS: 12 (Walker 1, Bryant 3, Patton 2, Lofton 1, T. Woods 1, R. Woods 2, Roniger 1, Lee 1).

3-PT FGS: 3-10, .300 (Bryant 0-3, Patton 2-4, Roniger 0-1, Lee 1-2).

No. 2 Oklahoma State (25-6)

	MIN	FGM-A	FTM-A	REB	AST	PF	PTS
J. Graham	18	1-4	5-6	2	0	4	7
McFarlin	39	8-10	2-2	9	3	3	18
Lucas	38	3-8	4-4	1	1	1	12
Bobik	34	0-0	5-6	4	0	0	5
Curry	36	4-8	3-4	5	4	1	13
S. Graham	12	1-3	0-0	0	0	0	2
Crawford	23	1-4	4-7	5	5	4	6
TOTALS		18-37	23-29	26	13	13	63
		(48.6%)	(79.3%)				

TURNOVERS: 17 (Crawford 2, McFarlin 2, J. Graham 4, Bobik 4, Lucas 2, Curry 3).

BLOCKED SHOTS: 1 (McFarlin 1).

STEALS: 11 (Crawford 4, McFarlin 1, Bobik 2, Lucas 3, Curry 1).

3-PT FGS: 4-7, .571 (S. Graham 0-1, Lucas 2-4, Curry 2-2).

Technical: None

Officials: Jim Haney, Pat Evans, Terry Moore

Attendance: 18,567





C.A. CORE

C.A. Core

Lion great's legacy lives on in record book, Louisiana Sports Hall of Fame

C.A. Core's legacy lives on in the rafters of Southeastern Louisiana's University Center where his number 34 hangs, commemorating him as the lone men's basketball player in school history to have his jersey retired.

Nearly 50 years after he last laced up his sneakers for the Lions, Core's legacy can also be seen in the Southeastern record book where he still tops the lists for career scoring and rebounding.

That legacy is also commemorated at the Louisiana Sports Hall of Fame in Natchitoches where he was inducted as a member of the class of 2017.

"C.A. Core is the standard that basketball players at Southeastern Louisiana have been measured by," Southeastern men's basketball head coach Jay Ladner said. "He was a great player and a great man. I'm proud that he is

Hall of Fame."


Core, who starred on the hard court for the Lions from 1964-68, was the first Southeastern male athlete to be inducted into the Louisiana Hall and the eighth member associated with Southeastern athletics overall. He follows former women's basketball legend Queen Brumfield Nard, football coach Stan Galloway and Jim Corbett as inductees. Two Southeastern graduates – longtime sports information director Larry Hymel and Bud Johnson – have received the Hall's Distinguished Service Award in Sports Journalism, while SLU alums Emmanuel Bourgeois and Elmo Aldoph were both recipients of the Dave Dixon Louisiana Sports Leadership Award.

It was another first for the native of Noblesville, Indiana who died of a heart attack at the age of 41 in 1986. In addition to being the only Lion to have his number retired, he became the only one to date to earn All-America status, having been named NAIA All-American as both a junior and senior, while also earning Associated Press All-American accolades as a junior. He was also a four-time All-Gulf States Conference selection.

Core is Southeastern's career leader with 2,046 points, 461 points ahead of second place Hank Washington. He averaged a Lion record 21.3 points per game over his career with his 22.3 points per game in 1964-65 remaining the highest single-season scoring average in school history. In his four years in Hammond, Core never posted a season scoring average of less than 20 points per contest and he owns four of the top six single-season performances. And he did it in an era before the shot clock and the 3-point arc.

Core's 37 points against Northwestern State tied the then-school record and is still tied for fifth all-time. He also twice scored 35 points, tied for 10th-most by a Lion.

Core is also Southeastern's career pace setter with 1,475 rebounds and a 15.4 rebounding average. He has four of the top six rebounding seasons in school history, including a school record 18.5 in 1967-68 when he pulled down 439 boards. He also averaged 15.9 in 1965-66, 15.0 in 1966-67 and 12.3 in 1964-65. No Lion has averaged more than 11.0 rebounds a game since 1971.



C.A. Core remains the lone Southeastern men's basketball player to earn All-American status, having been named an NAIA All-American in both his junior and senior seasons and was also on the Associated Press small college All-American team in 1966-67.

Core's 31 rebounds versus Mississippi College on Dec. 18, 1967 are tied with Charlie Doskey for most all-time by a Southeastern player and he has seven of the top 11 rebounding games in the program's history.

In addition, Core set career records for field goals made (759) and free throws made (524). He also holds the Lions' record for most free throws in a game without a miss, connecting on 15 straight against McNeese on Jan. 12, 1965. He also made 15 against Northwestern State on Feb. 5, 1966, a number that stands tied for fourth-most by a Lion.

He holds the record with 32 field goals attempted versus Southern Miss on Dec. 5, 1967 while his 15 field goals made against Louisiana College in Jan. 30, 1965 are the fourth most.

Core was inducted into the Southeastern Athletics Hall of Fame in 1974 and earned a spot in the Louisiana Association of Basketball Coaches Hall of Fame in 1979-80. He was named to the Hamilton County (Indiana) Basketball Hall of Fame in 2008.



C.A. Core is the lone men's basketball player in Southeastern history to have his jersey retired. His number 34 hangs in the rafters of the University Center.

2018-19 SOUTHEASTERN LOUISIANA MEN'S BASKETBALL



SCORING

43, Jim McClain vs. Mississippi College	12-10-68
39, Sam Bowie at Central Florida	1-13-96
39, Cedric Jenkins at New Orleans	3-5-15
38, Gerald Jones vs. Cal State-Bakersfield	12-8-86
37, Wallace Waddell vs. Spring Hill	1-31-61
37, Jerry Travis vs. Univ. of Mexico	1-13-66
37, C.A. Core vs. Northwestern State	2-5-66
36, Tom Burke vs. Louisiana College	3-2-56
36, Bobby Perry vs. Mississippi College	12-2-69
35, Sam Bowie vs. Southern	12-22-95
35, C.A. Core vs. Louisiana College	1-30-65
35, C.A. Core vs. McNeese State	1-12-65
35, Hank Washington vs. Georgia State	1-28-93

FIELD GOALS ATTEMPTED

32 (13) C.A. Core vs. Southern Mississippi	12-5-67
28 (14) Cedric Jenkins at New Orleans	3-5-15
27 (16) Tom Burke vs. Louisiana College	2-11-56
27 (12) Teddy Butler vs. Texas State	2-28-87
26 (5) Troy Green at Northwestern State	12-12-96
26 (15) David Glisson v. Louisiana College	2-17-58
26 (12) Bobby Perry vs. USL	12-10-70
25 (11) Daryl Cohen vs. McNeese State	2-1-07
25 (9) Mac Harvey vs. Mississippi College	12-6-56
25 (7) Bryan Pietri vs. Loyola	12-19-59
25 (11) C.A. Core vs. McNeese State	1-6-68
25 (16) Corky Brown vs. Northwestern State	2-22-69
25 (11) Harvey Baker vs. Southern	1-31-94

FIELD GOALS MADE

17 (23) Jim McClain vs. Mississippi College	12-10-68
17 (24) Gerald Jones vs. Cal State-Bakersfield	12-8-86
16 (23) Tom Burke vs. Louisiana College	3-2-56
15 (22) C.A. Core vs. Louisiana College	1-30-65
15 (24) Booker Young vs. Florence State	2-22-72
14 (18) Don Wilson vs. Northeast Louisiana	1-8-66
14 (22) Jerry Travis vs. Univ. of Mexico	1-13-66
14 (23) David Williams vs. Northeast Louisiana	2-5-79
14 (17) Harvey Baker vs. Centenary	1-9-93
14 (28) Cedric Jenkins at New Orleans	3-5-15

FIELD GOAL PERCENTAGE

(min. 12 attempts)	
.929 (13-14) Stafford Riley vs. Northwestern St.	2-20-89
.917 (11-12) Jordan Capps vs. Millsaps	11-11-16
.917 (11-12) Craig Huss vs. Florence State	2-5-73
.867 (13-15) Bruce Gilmore vs. Jacksonville State	1-26-76
.857 (12-14) Jesse Shanks vs. Southwestern	12-3-58
.857 (12-14) Jesse Shanks vs. MacMurray	1-2-60
.857 (12-14) Eric Fortenberry vs. Marymount	2-19-87
.846 (11-13) Ricky Woods vs. Wiley College	12-15-04
.846 (11-13) Bill Dukes vs. Northwestern State	1-28-85
.833 (10-12) Moses Greenwood vs. Florida A&M	12-12-16
.833 (10-12) Ron Klosterman vs. Mississippi St.	1-22-58
.833 (10-12) Al Link vs. Millsaps	2-19-62
.833 (10-12) Steve Welch vs. Mississippi College	12-2-69
.833 (10-12) Curlee Connors vs. Louisiana Tech	2-16-70
.833 (10-12) Glenn Charles vs. Georgia State	2-6-97

REBOUNDS

31 C.A. Core vs. Mississippi College	12-18-67
31 Charlie Doskey vs. McMurray College	1-2-60
28 C.A. Core vs. McNeese State	2-8-66
26 C.A. Core vs. Nicholls State	2-1-66
26 Curlee Connors vs. Northwestern State	2-25-70
24 Ron Klosterman vs. Southwestern (Tenn.)	12-3-58
24 Jimmy Cress vs. Spring Hill	2-5-62
24 C.A. Core vs. Southern Mississippi	2-9-65
24 C.A. Core vs. Univ. of Mexico	1-13-66
24 C.A. Core vs. Austin College	12-9-66
24 C.A. Core vs. William Carey	12-29-67

FREE THROWS ATTEMPTED

23 (18) Bobby Perry vs. Mississippi College	12-2-69
22 (17) Alfredo Jackson vs. Louisiana College	12-4-99
21 (15) Stafford Riley vs. Sam Houston State	12-17-88
20 (16) Jerry Kelly vs. Jackson State	12-30-82
19 (15) C.A. Core vs. Northwestern State	2-5-66
18 (14) Roosevelt Johnson vs. Dillard	12-1-10

18 (11) Nate Lofton at Southern Miss	11-24-04
18 (14) Sam Bowie at Central Florida	1-13-96
18 (15) Wayne Newsome vs. Louisiana Tech	2-29-60
18 (10) C.A. Core vs. Spring Hill	1-18-65
18 (15) Don Wilson vs. William Carey	11-19-65
18 (10) C.A. Core vs. Southern Mississippi	1-15-66

FREE THROWS MADE


18 (23) Bobby Perry vs. Mississippi College	12-2-69
17 (22) Alfredo Jackson vs. Louisiana College	12-4-99
16 (20) Jerry Kelly vs. Jackson State	12-30-83
15 (18) Wayne Newsome vs. Louisiana Tech	2-29-60
15 (15) C.A. Core vs. McNeese State	1-12-65
15 (18) Don Wilson vs. William Carey	11-19-65
15 (19) C.A. Core vs. Northwestern State	2-5-66
15 (16) William Bond vs. Sam Houston State	12-19-79
15 (21) Stafford Riley vs. Sam Houston State	12-17-88
14 (18) Roosevelt Johnson vs. Dillard	1-2-10
14 (18) Sam Bowie at Central Florida	1-13-96
14 (16) Hank Washington vs. North Texas	1-5-91

FREE THROW PERCENTAGE

(min. 12 attempts)	
100.0 (15/15) C.A. Core vs. McNeese State	1-12-65
100.0 (12/12) Hank Washington vs. Tulsa	1-2-92
100.0 (12/12) Wally Waddell vs. Tulane	2-1-61
.938 (15/16) Will Bond vs. Sam Houston State	12-19-79
.929 (13/14) Tom Burke vs. McNeese State	1-6-56
.929 (13/14) Bennie Kimble vs. USL	1-14-56
.929 (13/14) Don Wilson vs. Northeast La	2-18-65
.929 (13/14) Willie Samuel vs. Arkansas	11-24-84
.923 (12/13) Steve Picou vs. Nicholls State	12-23-67
.923 (12/13) C.A. Core vs. Southern Mississippi	2-6-67
.923 (12/13) Jimmy Cress vs. Delta State	1-26-63
.923 (12/13) Harvey Theriot vs. Spring Hill	2-14-58

THREE-POINT FG MADE

10, Daryl Cohen vs. McNeese State	2-1-07
8, Trent Hutchin at Lamar	2-2-11
8, Amir Abdur-Rahim at Lamar	1-21-04
7, Marlain Veal at Nicholls	2-25-17
7, Davon Hayes at Sam Houston State	1-28-17
7, Davon Hayes vs. Florida A&M	12-12-16
7, JaMichael Hawkins vs. Lamar	1-18-16
7, Joshua Filmore vs. Tennessee Tech	11-26-14
7, JaMichael Hawkins vs. Sam Houston State	1-16-14
7, Trent Hutchin at Nicholls	1-30-10
7, Kevyn Green at McNeese State	3-5-08
7, Daryl Cohen at Penn State	12-16-06



Troy Green, who is third in school history with 114 steals, set school records for 3-pointers made (257) and attempts (700). He concluded his career in 1999 as the fifth-leading scorer in school history with 1,320 points.

7, Daryl Cohen at Troy	11-25-06
7, Amir Abdur-Rahim vs. Sam Houston State	1-24-04
7, Troy Green at Samford	2-27-96
7, Mike Wolf vs. Stetson	2-22-92

THREE-POINT FG ATTEMPTED

24, Daryl Cohen vs. McNeese State	2-1-07
21, Troy Green vs. Southern	12-14-96
19, Troy Green vs. Campbell	2-24-96
17, Troy Green at Northwestern State	12-9-95
17, Amir Abdur-Rahim at Lamar	1-21-04
15, Daryl Cohen at Troy	11-25-06
15, Amir Abdur-Rahim vs. Troy State	11-25-02
15, Amir Abdur-Rahim vs. Texas State	2-1-03
15, Troy Green at TCU	12-12-95
15, Troy Green at Samford	2-17-96

THREE-POINT FG PERCENTAGE

(min. 6 attempts)	
.857 (6-7), Quennell Green at UTSA	2-4-06
.833 (5-6), Maurice Clark vs. Stephen F. Austin	1-24-98
.833 (5-6), Hank Washington vs. Southern	2-21-91
.833 (5-6), Darren McClure vs. Prairie View	2-8-89
.778 (7-9), Mike Wolf vs. Stetson	2-22-92
.750 (6-8) JaMichael Hawkins vs. Lamar	1-18-14
.714 (5-7), Quennell Green vs. Stephen F. Austin	1-7-06
.714 (5-7), Dallas Dale vs. Texas-Pan American	2-2-89
.700 (7-10), Davon Hayes at Sam Houston State	1-28-17
.700 (7-10), Davon Hayes vs. Florida A&M	12-12-16
.700 (7-10) JaMichael Hawkins vs. Lamar	1-18-16
.700 (7-10) JaMichael Hawkins vs. Sam Houston State	1-16-14
.700 (7-10), Kevyn Green at McNeese State	3-1-08
.700 (7-10), Daryl Cohen at Penn State	12-16-06

ASSISTS

16, Kevin Fogg vs. Pikeville College	12-7-74
15, Leo McClure vs. Tennessee-Martin	2-12-77
14, Kevin Fogg vs. Southern	12-9-74
13, Scott Roniger vs. Spring Hill	12-1-05
13, John Shirley vs. Livingston	2-12-73

STEALS

10, Ricky Woods at Lamar	3-3-06
9, Hank Washington vs. Texas-Pan American	12-19-92
7, Zay Jackson at Florida A&M	12-15-15
7, Amir Abdur-Rahim vs. Northwestern State	2-18-04
7, Thelander Tillman vs. Nicholls State	2-17-83
7, Bernard Sylve vs. Northwestern State	2-18-91
6, Marlain Veal at New Orleans	3-2-17
6, Nate Lofton vs. Texas State	3-8-05
6, Marcus Smith at Texas State	3-7-03
6, Lee Carney at Sam Houston State	1-20-01
6, Bobo McNair vs. Texas-San Antonio	2-5-83
6, Willie Samuel vs. Northwestern State	2-28-85
6, Hank Washington vs. Louisiana Tech	12-17-91
6, Greg Winnier vs. LSU-Shreveport	12-4-93
6, Reggie Jackson vs. LSU	11-25-94
6, Greg Winnier vs. Loyola	12-11-94

BLOCKS

11, Bill Dukes vs. McNeese State	2-4-85
9, Dominic Nelson at Toledo	12-17-16
8, Patrick Sullivan vs. Texas State	2-3-10
8, Thelander Tillman vs. Arkansas-Little Rock	2-3-83
7, DeVonte Upson vs. New Orleans	2-23-15
7, David Ndoumba at Southern	12-11-10
7, Nate Lofton vs. Northwestern State	3-8-04
7, Bill Dukes vs. Florida A&M	12-4-85
6, DeVonte Upson at Oklahoma	11-16-14
6, Patrick Sullivan vs. Sam Houston State	3-11-10
6, Patrick Sullivan at Central Arkansas	2-27-10
6, Patrick Sullivan vs. Nicholls State	2-13-10
6, Patrick Sullivan vs. Texas Southern	12-19-09
6, Patrick Sullivan at Arkansas	11-14-08
6, Jonathan Walker vs. Texas State	2-13-06
6, Ricky Woods vs. Spring Hill	12-1-05
6, Nate Lofton vs. Southern	12-6-03



2018-19 SOUTHEASTERN LOUISIANA MEN'S BASKETBALL

TEAM SINGLE-GAME RECORDS

POINTS SCORED

1.	135 vs. Mississippi College	12-2-69
2.	129 vs. Texas College	11-22-97
3.	128 vs. Dallas Christian	11-16-07
4.	126 vs. Mississippi College	12-10-68
5.	116 vs. Millsaps	12-16-67
6.	115 vs. Baptist Christian	12-1-94
7.	114 vs. Mississippi College	12-18-67
8.	113 vs. Houma AFB	11-29-56
9.	113 vs. Mississippi College	1-26-68
10.	112 vs. Grambling St.	11-23-91

FIELD GOALS MADE

1.	53 vs. Dallas Christian	11-16-07
2.	51 vs. Houma AFB	11-29-56
3.	48 vs. Texas College	11-22-97
4.	47 vs. Mississippi College	1-15-68
5.	47 vs. Mississippi College	2-14-70
6.	46 vs. Mississippi College	12-10-68
7.	46 vs. Mississippi College	12-2-69
8.	45 vs. Louisiana College	3-2-55
9.	44 vs. Millsaps	12-16-67
10.	44 vs. Southern-NO	12-6-08

FG's ATTEMPTED

1.	103 vs. Southern Miss	12-5-67
2.	97 vs. Houma AFB	11-29-56
3.	97 vs. Mississippi College	1-15-68
4.	93 vs. Florida Tech	12-1-67
5.	91 at Northwestern St.	12-12-95
6.	90 vs. Texas College	11-22-97
7.	90 vs. Troy St.	2-16-73
8.	89 vs. Mississippi College	12-20-69
9.	89 vs. Mississippi College	2-14-70
10.	88 vs. Dallas Christian	11-16-07
11.	88 vs. Millsaps	11-30-61
12.	88 vs. Northwestern St.	2-16-62
13.	88 vs. Mississippi College	12-2-69

FG PERCENTAGE


1.	.686 (35-51) vs. Southern Miss	12-21-64
2.	.679 (38-56) vs. Central Ark	2-28-09
3.	.675 (27-40) at Nicholls State	1-26-08
4.	.667 (32-48) vs. USL	12-30-64
5.	.659 (31-47) vs. Tampa	1-27-71
6.	.659 (31-47) vs. Nicholls St.	1-28-82
7.	.659 (29-44) vs. Chicago St.	12-18-84
8.	.651 (28-43) vs. UALR	2-22-82
9.	.646 (31-48) at UTSA	2-4-06
10.	.646 (31-48) at Nicholls State	1-30-10

REBOUNDS

1.	89 vs. Florida Tech	12-1-67
2.	75 vs. Millsaps	1-17-68
3.	73 vs. Millsaps	11-30-61
4.	73 vs. Mississippi College	12-18-67



Harvey Baker (1991-95)



Thelander "Legs" Tillman (1981-85)

5.	72 vs. Kentucky Wesleyan	12-18-61
6.	72 vs. Mississippi College	12-10-68
7.	71 vs. Mississippi College	2-4-69
8.	69 vs. William Carey	12-9-67
9.	67 vs. Nicholls St.	1-18-73
10.	66 vs. Southern Miss	2-6-67
11.	66 vs. Union University	11-30-73

ASSISTS

1.	37 vs. Texas College	11-22-97
2.	34 vs. Livingston University	2-12-73
3.	32 vs. Delta St.	12-17-63
4.	30 vs. Indiana Tech	12-30-75
5.	29 vs. Jacksonville St.	1-15-77
6.	28 vs. Champion Baptist	1-10-12
7.	28 vs. Dallas Christian	11-16-07
8.	28 vs. Pikeville College	12-7-74
9.	27 vs. Loyola (N.O.)	12-1-15
10.	27 vs. Florida International	1-4-96
11.	27 vs. Elmhurst College	12-29-73
12.	27 vs. Baptist Christian	12-1-95

FT's ATTEMPTS

1.	64 vs. Mississippi College	12-2-69
2.	54 vs. Southern Miss	12-28-55
3.	53 vs. Louisiana College	2-19-57
4.	50 vs. Southern Miss	1-12-57
5.	50 vs. Lamar	12-18-64
6.	50 vs. Northwestern St.	2-6-65
7.	50 vs. North Texas St.	1-5-91
8.	50 vs. Georgia St.	2-15-83
9.	49 vs. McNeese St.	2-21-59
10.	48 vs. Mississippi College	12-18-67
11.	48 vs. Mississippi College	12-10-68

FT's MADE

1.	43 vs. Mississippi College	12-2-69
2.	40 vs. North Texas	1-5-91
3.	39 vs. Southern Miss	12-28-55
4.	38 vs. Southern Miss	1-12-57
5.	37 vs. Texas-San Antonio	1-6-00
6.	36 vs. Southern Miss	12-3-52
7.	36 vs. Texas-San Antonio	2-25-82
8.	35 vs. Louisiana College	2-19-57
9.	35 vs. Southwestern Louisiana	1-29-66
10.	34 vs. McNeese St.	2-21-59
11.	34 vs. Mississippi College	12-18-67
12.	34 vs. Mississippi College	12-10-68

13.	34 vs. Centenary College	2-7-81
14.	34 vs. Tennessee St.	1-9-82
15.	34 vs. Southern	12-19-95

FT PERCENTAGE

1.	1.000 (19/19) at Lamar	2-9-08
2.	1.000 (15/15) vs. Oral Roberts	1-3-13
3.	1.000 (11/11) vs. Spring Hill	1-10-50
4.	1.000 (11/11) vs. Florida Int'l	2-18-93
5.	1.000 (8/8) vs. North Park	12-19-83
6.	1.000 (8/8) vs. UALR	1-30-86
7.	1.000 (6/6) vs. Samford	2-12-94
8.	.969 (32/33) vs. So. Arkansas	12-3-54
9.	.952 (20/21) vs. Ill. Wesleyan	12-16-61
10.	.950 (19/20) vs. UTSA	1-5-06

BLOCKS

1.	14 vs. McNeese State	2-4-85
2.	13 vs. Florida A&M	12-4-85
3.	13 vs. Sam Houston State	3-11-10
4.	12 vs. Texas Southern	1-16-85
5.	11 vs. Texas State	2-3-10
6.	11 vs. Northwestern State	3-8-04
7.	11 at Arkansas	11-14-08
8.	10 at Toledo	12-17-16
9.	10 at McNeese State	3-1-06
10.	10 at Central Arkansas	1-28-09

STEALS

1.	21 vs. LSU-Shreveport	12-4-93
2.	20 vs. Millsaps College	11-28-09
3.	20 vs. Northwestern State	2-28-85
4.	20 vs. Baptist Christian	12-1-95
5.	19 vs. McNeese State	12-5-90
6.	18 vs. Centenary College	12-18-82
7.	18 vs. Northwestern State	2-20-89
8.	18 vs. Baptist Christian	11-30-93
9.	17 vs. Belhaven	12-4-02
10.	17 vs. Baptist Christian	12-2-96
11.	17 vs. Northwestern State	1-28-85

MARGIN OF VICTORY

1.	86, Dallas Christian (H, 07-08)	128-42
2.	63, Baptist Christian (H, 93-94)	100-37
3.	60, Houma AFB (H, 56-57)	113-53
4.	57, Southern-N.O. (H, 08-09)	108-51
5.	56, Baptist Christian (H, 94-95)	115-59
6.	54, Champion Baptist (H, 13-14)	108-54
7.	50, Pensacola Navy (H, 54-55)	85-35
8.	49, Science & Arts (H, 09-10)	99-50
9.	48, Univ. of Mexico (H, 65-66)	96-48
10.	46, Millsaps (H, 16-17)	85-39
11.	46, Southern (H, 09-10)	94-48
12.	46, Millsaps (H, 10-11)	91-45

MARGIN OF DEFEAT

1.	54, Auburn (A, 98-99)	114-60
2.	52, Mississippi St. (A, 88-89)	113-61
3.	51, Baylor (A, 91-92)	96-45
4.	51, Memphis (A, 92-93)	109-58
5.	49, LSU (A, 90-91)	117-68
6.	46, Arkansas (A, 13-14)	111-65
7.	46, Purdue (A, 79-80)	105-52
8.	44, St. Mary's (CA) (17-18)	89-45
9.	43, Mississippi St. (A, 95-96)	121-78
10.	42, Texas A&M (A, 15-16)	100-58
11.	42, Murray St. (A, 50-51)	86-44
12.	42, Oklahoma St. (A, 90-91)	88-46
13.	42, Montana (A, 91-92)	89-47

INDIVIDUAL: Single Game

Most Points Scored	43, Jim McClain vs. Mississippi College (1968-69)
Most Rebounds	31, C.A. Core vs. Mississippi College (1967-68)
FGs Attempted	32, C.A. Core vs. Southern Miss (1967-68)
FGs Scored	17, Jim McClain vs. Mississippi College (1968-69)
Best FG Pct. (12 att.)	92.9 (13-14), Stafford Riley vs. Northwestern St. (1988-89)
3-Pt. FGs Att.	24, Daryl Cohen vs. McNeese State (2006-07)
3-Pt. FGs Made	10, Daryl Cohen vs. McNeese State (2006-07)
3-Pt. Percentage	.857 (6-7), Quennell Green at UTSA (2-4-06)
FTs Attempted	.857 (6-7), Damon Forest vs. Central Arkansas (2-28-09)
FTs Made	23, Bobby Perry vs. Mississippi College (1969-70)
FT Percentage	18, Bobby Perry vs. Mississippi College (1969-70)
Consecutive FTs Made	1,000 (15-15), C.A. Core vs. Miss. College (1969-70)
Assists	15, C.A. Core vs. Mississippi College (1969-70)
Blocked Shots	16, Kevin Fogg vs. Pikeville College (1974-75)
Steals	11, Bill Dukes vs. McNeese State (1984-85)
	10, Ricky Woods at Lamar (3-3-06)

INDIVIDUAL: Single Season

Points	590, Sam Bowie (1995-96)
Scoring Average	22.3, C.A. Core (1964-65)
Most Rebounds	439, C.A. Core (1967-68)
Rebound Average	18.5, C.A. Core (1967-68)
FGs Attempted	484, Teddy Butler (1986-87)
FGs Made	208, Sam Bowie (1995-96)
FG % (min. 120 att.)	63.7 (137-215), Joseph Polite (2006-07)
3-Pt. FGs Att.	285, Daryl Cohen (2006-07)
3-Pt. FGs Made	105, Daryl Cohen (2006-07)
3-Pt. FG Pct. (min. 40 att.)	45.6% (36-79), John Picou (1994-95)
FTs Attempted	244, Jerry Kelly (1982-83)
FTs Made	168 (of 208), Don Wilson (1965-66)
FT Pct. (min. 50 atts)	92.8% (64-69), Trent Hutchin (2010-11)
Consecutive FTs Made	41, Troy Green (1996-97)
Assists	188, Leo McClure (1976-77)
Assists Average	7.0, Leo McClure (1976-77)
Blocked Shots	102, Patrick Sullivan (2009-10)
Steals	79, Hank Washington (1992-93)

TEAM: Single Game

Total Points	135 vs. Mississippi College (1969-70)
FGs Attempted	103 vs. Southern Miss (1967-68)
FGs Made	53 vs. Dallas Christian (11-16-07)
FG Percentage	68.6% (35-51) vs. Southern Miss (1964-65)
3 Pt. FGs Att.	44 at Northwestern State (1995-96)
3 Pt. FGs Made	17 vs. Southern (1990-91); vs. Dallas Christian (11-26-07)
3 Pt. FG Pct.	71.4% (10-14) at Nicholls State (1-26-08)
FTs Attempted	64 vs. Mississippi College (1969-70)
FTs Made	43 vs. Mississippi College (1969-70)
Most Rebounds	89 vs. Florida Tech (1967-68)
Most Fouls	40 vs. Spring Hill College (1961-62)
Most Fouled Out	5 vs. Southern Miss (1952-53) vs. Centenary (1993-94)
Fewest Points Scored	25 vs. McNeese State (1960-61)
Fewest Points Yielded	29 vs. McNeese State (1959-60)
Most Points Yielded	140 vs. Southwestern Louisiana (1969-70)
Most Assists	37 vs. Texas College (1997-98)
Most Steals	21, vs. LSU-Shreveport (12-4-93)
Most Blocks	14, vs. McNeese State (2-4-85)

TEAM: Single Season

Most Points	2,344 [33 games] (2015-16)
Offensive Average	87.0 (1967-68)
Defensive Average	53.7 (1948-49)
Rebound Average	57.6 (1967-68)
Most Field Goals	886 (1972-73)
Best FG Percentage	49.1 (1985-86)
Most FT Made	605 (1965-66)
Best FT Percentage	73.6 (1966-67)
Best 3-Pt. FG Pct.	38.8 - [209-539] (2009-10)
Most 3-Pt. FG Made	241 (2015-16)
Most Rebounds	1,340 (1972-73)
Most Games Won	24 (2004-05)
Most Games Lost	24 (1988-89)
Best Won-Loss Record	.750 [21-7] (1972-73)
Fewest Games Won	3 (1963-64, 1988-89)
Fewest Games Lost	7 (1972-73)
Consecutive Games Won	15 (1953-54)
Consecutive Games Lost	16 (1988-89, 1997-98)

2018-19 SOUTHEASTERN LOUISIANA MEN'S BASKETBALL



GAMES PLAYED

1. Marlain Veal	2017-18	34
Keith Charleston	2017-18	34
2. Joshua Filmore	2015-16	33
JaMichael Hawkins	2015-16	33
Moses Greenwood	2015-16	33
Marlain Veal	2015-16	33
Nate Lofton	2004-05	33
Jonathan Patton	2004-05	33
Jonathan Walker	2004-05	33
Terry Bryant	2004-05	33
Chris Lee	2004-05	33
Ricky Woods	2004-05	33

SCORING

1. Sam Bowie	1995-96	590
2. Hank Washington	1992-93	580
3. Ricky Woods	2004-05	566
4. Sam Bowie	1994-95	549
5. C.A. Core	1964-65	536
6. Hank Washington	1991-92	533
7. C.A. Core	1967-68	521
8. Teddy Butler	1986-87	510
9. C.A. Core	1965-66	501
10. Ricky Woods	2005-06	499

SCORING AVERAGE


1. C.A. Core	1964-65	22.3
2. Sam Bowie	1995-96	21.9
3. C.A. Core	1967-68	21.7
4. Hank Washington	1992-93	21.5
5. C.A. Core	1966-67	21.2
6. C.A. Core	1965-66	20.0
7. Sam Bowie	1994-95	19.6
8. Jerry Travis	1965-66	19.4
9. Jim McClain	1967-68	19.0
Hank Washington	1991-92	19.0

REBOUNDING


1. C.A. Core	1967-68	439
2. C.A. Core	1965-66	396
3. Curlee Connors	1969-70	393
4. C.A. Core	1966-67	344
5. Curlee Connors	1970-71	336
6. Nate Lofton	2003-04	315
7. Pete Meriweather	1991-92	308
8. Ricky Woods	2005-06	304
9. Charlie Jones	1972-73	299
10. C.A. Core	1964-65	296

REBOUNDING AVERAGE

1. C.A. Core	1967-68	18.5
2. C.A. Core	1965-66	15.9



Marlain Veal set a single season record in assists (207) during the 2017-18 season.



Hank Washington's 580 points in 1992-93 are the second-most in a single-season in school history.

3. Curlee Connors	1969-70	15.1
4. C.A. Core	1966-67	15.0
5. Curlee Connors	1970-71	12.9
6. C.A. Core	1964-65	12.3
7. Jimmy Cress	1962-63	11.0
Pete Meriweather	1991-92	11.0
9. Nate Lofton	2003-04	10.9
Ricky Woods	2005-06	10.9

ASSISTS

1. Marlain Veal	2017-18	207
2. Leo McClure	1976-77	188
3. Zay Jackson	2015-16	158
4. Keith Gordon	1984-85	157
5. Rico Grant	1995-96	151
6. Marlain Veal	2016-17	144
Terry Bryant	2006-07	144
8. Michael Gardener	2003-04	143
9. John Picou	1993-94	137
10. Joe Venable	1985-86	136

FIELD GOALS MADE

1. Ricky Woods	2004-05	217 (of 389)
2. Teddy Butler	1986-87	212 (of 484)
3. Sam Bowie	1995-96	208 (of 458)
4. C.A. Core	1967-68	203 (of 458)
Hank Washington	1992-93	203 (of 389)
6. Patrick Sullivan	2009-10	194 (of 363)
7. C.A. Core	1964-65	192 (of 344)
8. Dennis Wagner	1953-54	188 (N/A)
9. C.A. Core	1966-67	184 (of 379)
Sam Bowie	1994-95	184 (of 430)

FIELD GOAL PERCENTAGE

(Minimum of 120 attempts)		
1. Joseph Polite	2006-07	.637 (137-215)
2. DeVonte Upson	2014-15	.607 (145-239)
3. Nate Lofton	2003-04	.596 (136-228)
4. James Currington	2016-17	.590 (82-139)
Noble Evans	1997-98	.590 (115-195)
6. DeVonte Upson	2013-14	.589 (96-163)
7. Patrick Sullivan	2007-08	.587 (121-206)
8. John Dixon	1985-86	.583 (91-156)
9. Wayne Booker	1980-81	.582 (164-282)
10. Craig Huss	1972-73	.580 (94-162)

FREE THROWS MADE

1. Don Wilson	1965-66	168 (of 200)
2. Bennie Kimble	1956-57	165 (of 232)
3. Ricky Woods	2005-06	156 (of 246)

4. Jerry Kelly	1982-83	153 (of 244)
5. C.A. Core	1964-65	152 (of 238)
6. Wayne Newsome	1958-59	148 (of 198)
7. Hank Washington	1991-92	144 (of 190)
8. Curley Connors	1970-71	140 (of 203)
9. Hank Washington	1990-91	139 (of 180)
10. C.A. Core	1965-66	137 (of 227)

FREETHROW PERCENTAGE

(Minimum of 50 attempts)		
1. Trent Hutchin	2010-11	.928 (64-69)
2. Terry Bryant	2006-07	.879 (80-91)
3. Leo McClure	1976-77	.862 (50-58)
4. Troy Green	1997-98	.859 (61-71)
5. Brian Pietri	1956-57	.855 (71-83)
6. Don Wilson	1965-66	.840 (168-200)
7. Marcus Kemp	1999-00	.836 (56-67)
8. Rick Minton	1978-79	.833 (50-60)
9. Troy Green	1996-97	.832 (94-113)
10. Don Wilson	1964-65	.823 (93-113)

3-POINT FIELD GOALS MADE

1. Daryl Cohen	2006-07	105
2. Troy Green	1995-96	98
3. Trent Hutchin	2010-11	81
4. Keyvn Green	2007-08	80
5. Amir Abdur-Rahim	2001-02	77
6. Trent Hutchin	2009-10	76
7. Amir Abdur-Rahim	2002-03	75
8. JaMichael Hawkins	2015-16	72
9. Marcus Kemp	1999-00	70
10. Jonathan Patton	2004-05	69

3-POINT FIELD GOALS ATTEMPTED

1. Daryl Cohen	2006-07	285
2. Troy Green	1995-96	283
3. Troy Green	1996-97	236
4. Amir Abdur-Rahim	2001-02	210
5. Greg Winnier	1993-94	207
6. Keyvn Green	2007-08	201
7. Trent Hutchin	2010-11	200
8. Amir Abdur-Rahim	2003-04	199
9. Jaron Singletary	2000-01	188
Amir Abdur-Rahim	2002-03	188

3-POINT FIELD GOAL PERCENTAGE

(Minimum of 40 attempts)		
1. John Picou	1994-95	.456 (36-79)
2. Chris Lee	2005-06	.448 (26-58)
3. Kendrick Cannon	1992-93	.444 (20-45)
Trent Hutchin	2009-10	.444 (76-171)
5. Dre Evans	2013-14	.443 (51-115)
Teddy Butler	1986-87	.433 (29-68)
6. Julian Chiera	2013-14	.441 (30-68)
7. Daron Populist	2011-12	.429 (42-98)
8. Keyvn Green	2008-09	.426 (43-101)
9. Carlos Burroughs	1986-87	.425 (17-40)
10. Dekyron Nicks	2007-08	.424 (28-66)

BLOCKED SHOTS

1. Patrick Sullivan	2009-10	102
2. Patrick Sullivan	2008-09	64
3. Dominic Nelson	2016-17	62
Thelander Tillman	1982-83	62
5. Patrick Sullivan	2007-08	60
6. Marvin Pierre	1991-92	54
7. Nate Lofton	2004-05	52
8. David Ndomba	2010-11	51
Patrick Sullivan	2006-07	51
Bill Dukes	1984-85	51

STEALS

1. Hank Washington	1992-93	79
2. Marlain Veal	2017-18	66
3. Bernard Sylve	1990-91	60
Nate Lofton	2004-05	60
5. Marlain Veal	2016-17	58
Tavaris Nance	2007-08	58
7. Ricky Woods	2005-06	57
8. Ricky Woods	2004-05	56
9. John Picou	1993-94	55
DeShawn Patterson	2011-12	55



2018-19 SOUTHEASTERN LOUISIANA MEN'S BASKETBALL

INDIVIDUAL CAREER RECORDS

GAMES PLAYED

1. Brandon Fortenberry	2008-13	120
2. Patrick Sullivan	2006-10	119
DeShawn Patterson	2008-12	119
4. David Ndoumba	2007-11	118
5. Terry Bryant	2003-07	114
6. Joe Venable	1983-87	111
Jonathan Walker	2002-06	111
8. Onochie Ochie	2010-15	109
9. Jerry Kelly	1979-83	107
Troy Green	1995-99	107

SCORING

1. C.A. Core	1964-68	2,046
2. Hank Washington	1990-93	1,585
3. Don Wilson	1963-67	1,398
4. Harvey Baker	1991-95	1,352
5. Brandon Fortenberry	2008-13	1,348
6. Troy Green	1995-99	1,320
7. Jerry Kelly	1979-83	1,319
8. Amir-Abdur-Rahim	2001-04	1,282
9. Patrick Sullivan	2006-10	1,264
10. Dick Sharp	1951-55	1,234
11. Sam Bowie	1994-96	1,139
12. Thelander Tillman	1981-85	1,126
13. Cecil Harris	1968-72	1,085
14. Robert Cousin	1982-86	1,072
15. Ricky Woods	2004-06	1,065
16. Freddie Lucas	1971-75	1,025
17. Melvin Smith	1973-77	1,003

SCORING AVERAGE

1. C.A. Core	1964-68	21.3
2. Sam Bowie	1994-95	19.6
3. Hank Washington	1990-93	19.1
4. Curlee Connors	1969-71	17.5
Ricky Woods	2004-06	17.5
6. Bennie Kimble	1955-57	17.4
7. Jeff Tyson	1976-78	17.3
8. Jim McClain	1967-69	17.2
9. Charlie Jones	1971-73	16.1
10. Amir-Abdur-Rahim	2001-04	15.4
Zay Jackson	2014-15	15.4

REBOUNDING

1. C.A. Core	1964-68	1,475
2. Freddie Lucas	1971-75	820
3. Jerry Kelly	1979-83	792
4. Patrick Sullivan	2006-10	790
5. Curlee Connors	1969-71	729
6. Gary Childers	1962-66	666
7. Thelander Tillman	1981-85	653
8. Jimmy Cress	1958-63	643
9. Melvin Smith	1973-77	612
10. Roosevelt Johnson	2009-13	607

REBOUNDING AVERAGE

1. C.A. Core	1964-68	15.4
2. Curlee Connors	1969-71	14.0
3. Charlie Jones	1971-73	10.4
4. Pete Meriweather	1991-93	10.2
5. Stafford Riley	1987-89	9.2
6. Ricky Woods	2004-06	8.7
7. Nate Lofton	2003-05	8.6
8. Wayne Booker	1980-82	8.2
9. Freddie Lucas	1971-75	8.1
10. Jimmy Cress	1958-63	7.6

ASSISTS

1. Marlain Veal	2015-present	449
2. Leo McClure	1973-77	433
3. Brandon Fortenberry	2008-13	421
4. DeShawn Patterson	2008-12	381
5. Troy Green	1995-99	357
6. Joe Venable	1983-87	340
7. Terry Bryant	2003-07	334
8. Zay Jackson	2014-16	273
9. John Picou	1993-95	258
10. Hank Washington	1990-93	245

FIELD GOALS MADE

1. C.A. Core	1964-68	759
2. Harvey Baker	1991-95	543
3. Hank Washington	1992-93	529
4. Patrick Sullivan	2006-10	513
5. Dick Sharp	1951-55	490
6. Don Wilson	1963-67	472
7. Jerry Kelly	1979-83	453
8. Freddie Lucas	1971-75	452
9. Melvin Smith	1973-77	446
10. Robert Cousin	1982-86	444
Brandon Fortenberry	2008-13	444

FIELD GOAL PERCENTAGE

(Minimum 250 attempts)

1. Joseph Polite	2005-07	.619 (190-307)
2. DeVonte Upson	2013-15	.600 (241-402)
3. Nate Lofton	2003-05	.569 (273-480)
4. Wayne Booker	1980-82	.568 (299-526)
5. Patrick Sullivan	2006-10	.563 (513-912)
6. Moses Greenwood	2015-present	.553 (385-696)
7. Troy Hall	1981-83	.551 (152-276)
8. Stafford Riley	1987-89	.544 (294-540)
9. Jordan Capps	2015-18	.541 (323-596)
10. Jason Kay	1995-97	.541 (164-303)

FREE THROWS MADE

1. C.A. Core	1964-68	524 (of 820)
2. Don Wilson	1963-67	454 (of 577)
3. Jerry Kelly	1979-83	413 (of 640)
4. Hank Washington	1990-93	409 (of 524)
5. Brandon Fortenberry	2008-13	292 (of 407)
6. Thelander Tillman	1981-85	290 (of 453)
7. Ricky Woods	2004-06	287 (of 447)
8. Bennie Kimble	1955-57	284 (of 399)
9. Cecil Harris	1968-72	269 (of 351)
10. Amir-Abdur-Rahim	2001-04	256 (of 341)

FREE THROW PERCENTAGE

(Minimum 150 attempts)

1. Leo McClure	1973-77	.819 (127-155)
2. Rick Minton	1976-79	.817 (125-153)



Nate Lofton finished his career as the all-time leader in field goal percentage while ranking among the school leaders in rebounds, rebound average, blocks and steals.

3. Troy Green	1995-99	.811 (223-275)
4. Terry Bryant	2003-07	.810 (188-232)
5. Don Wilson	1963-67	.787 (454-577)
6. Corley Brown	1967-70	.782 (226-289)
7. Harvey Baker	1991-93	.781 (171-219)
8. Hank Washington	1990-93	.780 (409-524)
9. William Bond	1977-80	.779 (120-154)
10. Dimi Cook	2015-17	.772 (125-162)

3-POINT FIELD GOALS MADE

1. Troy Green	1995-99	257
2. Joshua Filmore	2013-18	217
3. Amir-Abdur-Rahim	2001-04	194
4. Michael Wolf	1987-92	170
5. Brandon Fortenberry	2008-13	168
6. Kevyn Green	2006-09	158
7. Trent Hutchin	2009-11	157
8. Daryl Cohen	2005-07	150
9. Glenn Charles	1994-98	148
10. JaMichael Hawkins	2013-14; 15-16	124

3-POINT FIELD GOALS ATTEMPTED

1. Troy Green	1995-99	773
2. Joshua Filmore	2013-18	609
3. Amir-Abdur-Rahim	2001-04	597
4. Michael Wolf	1987-92	490
5. Brandon Fortenberry	2008-13	470
6. Daryl Cohen	2005-07	410
7. Kevyn Green	2006-09	400
8. Trent Hutchin	2009-11	371
9. Glenn Charles	1994-98	347
10. Sam Bowie	1994-96	346

3-POINT FIELD GOAL PERCENTAGE

(Minimum 50 att.)

1. Dekyron Nicks	2006-08	.446 (33-74)
2. Teddy Butler	1984-87	.433 (29-68)
Dre Evans	2012-14	.433 (103-238)
4. Trent Hutchin	2009-11	.423 (157-371)
5. Jamaal Wolfe	2000-01	.404 (23-57)
6. Darren McClure	1988-89	.403 (25-62)
7. John Picou	1993-95	.396 (65-164)
Kevyn Green	2006-09	.396 (159-402)
9. Marlain Veal	2015-present	.387 (101-268)
10. Gary Dixon	2009-10	.386 (44-114)

BLOCKED SHOTS

1. Patrick Sullivan	2006-10	273
2. Thelander Tillman	1981-85	131
3. Nate Lofton	2003-05	99
DeVonte Upson	2013-15	99
5. David Ndoumba	2007-11	95
6. Marvin Pierre	1990-92	89
7. Jonathan Walker	2002-06	88
8. Onochie Ochie	2010-15	84
9. Dominic Nelson	2015-17	81
Bill Dukes	1984-86	81

STEALS

1. DeShawn Patterson	2008-12	175
2. Hank Washington	1990-93	169
3. Marlain Veal	2015-present	162
3. Amir-Abdur-Rahim	2001-04	120
4. Troy Green	1995-99	114
5. Ricky Woods	2004-06	113
6. Brandon Fortenberry	2008-13	110
7. Thelander Tillman	1981-85	109
8. Joe Venable	1983-87	108
9. Terry Bryant	2003-07	106
10. Nate Lofton	2003-05	104



Southeastern - Team

Most FGs Made	53, vs. Dallas Christian (2007-08)
Most FGs Attempted	90, vs. Texas College (1997-98)
Best FG Pct.67.9 (38-56), vs. Central Arkansas (2/28/2009)
Fewest FGs	15, vs. Nicholls State (3/5/2011)
Fewest FGs Att.	33, vs. Nicholls State (2/15/14); Stephen F. Austin (3/11/14)
Poorest FG Pct.	28.8 (17-59), vs. Mississippi (1987-88)
Most FT Attempted	50, vs. North Texas (1990-91)
Most FT Made	40, vs. North Texas (1990-91)
Best Free Throw Pct.	1.000 (19-19) at Lamar (2/9/08) (15-15), vs. Oral Roberts (1/13/13)
Fewest FT Att.	5, vs. Louisiana-Monroe (1984-85)
Fewest FT Made	3, vs. Louisiana-Monroe (1984-85); Louisiana College (1988-89); Stephen F. Austin (2000-01)
Poorest FT Pct.33.3 (4-12), vs. Mississippi (1987-88); Nicholls State (2011-12)
Most 3-Pt. FGs Att.	37, vs. Loyola (1992-93)
Most 3-Pt. FGs Made	17, vs. Southern (1990-91)
Best 3-Pt. FG Pct.684 (13-19), vs. New Orleans (2/24/16)
Most Rebounds	64, vs. Southern (1995-96)
Fewest Rebounds	16, vs. Jackson State (1988-89)
Most Fouls	33, vs. Nicholls State (1/31/09)
Fewest Fouls	7, vs. Grambling (1994-95)
Most Total Points	129, vs. Texas College (1997-98)
Fewest Total Points	42, vs. Stephen F. Austin (2000-01, 2001-02); Louisiana-Monroe (2005-06)
Most Assists	37, vs. Texas College (1997-98)
Fewest Assists	4, vs. Arkansas-Little Rock (1982-83); vs. Stephen F. Austin (2/16/13)
Most Turnovers	30, vs. Grambling (1992-93)
Most Blocked Shots	14, vs. McNeese State (1984-85)
Most Steals	21, vs. LSU-Shreveport (1993-94)
Fewest Steals	0, vs. Southeast Missouri (12/7/13)
Most Combined Points	226 (129-97), vs. Texas College (1997-98)
Fewest Combined Points	82 (42-40), vs. Louisiana-Monroe (2005-06)

Opponents - Team

Most FGs Made	41, by Arkansas-Little Rock (1985-86)
Most FGs Attempted	82, by Southern (1994-95)
Best FG Pct.	66.7 (26-39), by Sam Houston State (1985-86)
Fewest FGs	10, by Stephen F. Austin (2004-05)
Fewest FGs Att.	32, by Stephen F. Austin (2002-03)
Poorest FG Pct.22.1 (15-68), by Baptist Christian (1993-94)
Most FTs Att.	49, by Louisiana Tech (1991-92)
Most FTs Made	31 (in 33 attempts), by Texas Wesleyan (11/19/05); 31 (in 43 attempts), by Nicholls State (1/31/09)
Best FT Pct.	1.000 (21-21), by McNeese State (2000-01)
Fewest FT Att.	7, by North Park College (1983-84); Grambling (1994-95); Stephen F. Austin (2000-01); Central Arkansas (2006-07); UL-Monroe (2011-12)
Fewest FT Made	2, by Baptist Christian (1994-95)
Poorest FT Pct.32.0 (8-25), by Northwestern State (1992-93)
Most 3-Pt. FGs Att.	36, by Louisiana College (11/21/98)
Most 3-Pt. FGs Made	15, by Louisiana College (11/21/98)
Best 3-Pt. FG Pct.818 (9-11), by Southeast Missouri (12/1/12); .818 (9-11), by Oral Roberts (1/13/13)
Most Rebounds	54, by McNeese State (1982-83)
Fewest Rebounds	18, by North Park College (1983-84); Nicholls State (2000-01)
Most Fouls	35, by Northwestern State (1984-85); Maryland Eastern Shore (11/30/16)
Fewest Fouls	8, by Southern-New Orleans (12/6/08)
Most Total Points	114, by Southern (1993-94)
Fewest Total Points	33, by Stephen F. Austin (2004-05)
Most Assists	24, by Stephen F. Austin (1/4/16); 24, by Southern (1991-92); 24, by College of Charleston (1993-94)
Fewest Assists	3, by Northeast Louisiana (1982-83); Baptist Christian (1994-95); Texas State (2004-05) (2005-06); A&M-Corpus Christi (1/26/13)
Most Turnovers	32, by Baptist Christian (1994-95)
Most Blocked Shots	13, by Northwestern State (1993-94)
Most Steals	18, by Southern (1988-89)

Southeastern - Individuals

Most Total Points	38, Gerald Jones vs. Cal-State Bakersfield (1986-87)
Most FGs Made	17, Gerald Jones vs. Cal-State Bakersfield (1986-87)
Most FGs Att.	25, Harvey Baker vs. Southern (1993-94)
Best FG Pct. (10 att.)857, Eric Fortenberry vs. Marymount (1986-87)
Most FT Att.	22, Alfredo Jackson vs. Louisiana College (1999-00)
Most FT Made	17, Alfredo Jackson vs. Louisiana College (1999-00)
Best FT Pct. (9 att.)	1.000 (11-11), Ricky Woods vs. UT-San Antonio (2005-06)
Most 3-Pt. FGs Att.	24, Daryl Cohen vs. McNeese State (2/1/07)
Most 3-Pt. FGs Made	10, Daryl Cohen vs. McNeese State (2/1/07)
Best 3-Pt. FG%857 (6-7), Damon Forest vs. Central Arkansas (2/28/09)
Most Rebounds	22, Nate Lofton vs. Texas-San Antonio (3/10/04)
Most Assists	5, vs. Louisiana-Monroe (1984-85); 13, Scott Roniger vs. Spring Hill (2/11/07)
Most Turnovers	10, John Picou vs. Nicholls State (1993-94); 10, Marlain Veal vs. New Orleans (2/11/17)
Most Blocked Shots	11, Bill Dulles vs. McNeese State (1984-85)
Most Steals	7, Thelander Tillman vs. Nicholls State (1982-83); Bernard Sylve vs. Northwestern State (1990-91); Amir Abdur-Rahim vs. Northwestern State (2/18/04)

Opponent - Individuals

Most Total Points	35, Damen Bell-Holter, Oral Roberts (1/13/13)
Most FGs Made	13, Myron Jackson, Arkansas-Little Rock (1985-86); Reggie Jackson, Nicholls State (1993-94); Terrell Jacob, Arkansas Baptist (2004-05); Trey Johnson, Jackson State (2006-07)
Most FGs Attempted	35, Brandon Likins, Champion Baptist (2011-12)
FG Pct. (10 atts)900 (9-10), Brian Brooks, Texas Southern (1986-87)
Most FT Attempted	19, George Leday, Louisiana Christian (1982-83)
Most FT Made	17, Krisner Green, Spring Hill (2005-06)
Best FT Pct. (9 att)	1.000 (12-12), Ben Hunt, Texas Wesleyan (11/19/05); (12-12), LeRoy Hurd, Texas-San Antonio (3/10/04)
Most 3 Pt FGs Att.	16, Tim Roberts, Southern (1994-95); 16, Marcus Coleman, Spring Hill College (12/1/09)
Most 3 Pt FGs Made	8, Pat Abney, Louisiana College (1987-88)
3 Pt FG Pct. Made	1.000 (5-5) Jarren Greenwood, McNeese (2/11/16); 1.000 (5-5), Marion Busby, Charleston (1993-94); 1.000 (5-5) Corey Wilford, Southeast Missouri (12/1/12)
Most Rebounds	19, Donald Newman, Arkansas-Little Rock (1983-84); Luther Dilworth, Southern (1993-94)
Most Assists	12, Robert Clark, Stephen F. Austin (1985-86)
Most Turnovers	9, Richie Thwatt, Texas College (1998-99); Lester Brooks, Texas Southern (1984-85); Dwight Moody, Northwestern State (1984-85); Lamar Holt, Prairie View (1988-89); Mike Randle, University of Science and Arts (11/13/09); Jameel Grace, Southern (2011-12)
Most Blocked Shots	7, Larry Terry, Northwestern State (1992-93); Derrick Hill, LSU-Shreveport (2004-05)
Most Steals	6, Lorenzo Duncan, Sam Houston State (1984-85); Kenny Brown, Mercer (1992-93)



2018-19 SOUTHEASTERN LOUISIANA MEN'S BASKETBALL

YEAR-BY-YEAR LEADERS

SCORING

Year	Player	G	Pts.	Avg.
2017-18	Jordan Capps	33	441	13.4
2016-17	Marlain Veal	32	463	14.5
2015-16	Zay Jackson	32	412	12.9
2014-15	Zay Jackson	25	386	15.4
2013-14	JaMichael Hawkins	30	368	12.3
2012-13	Brandon Fortenberry	31	454	14.6
2011-12	Roosevelt Johnson	29	333	11.5
2010-11	Trent Hutchin	29	429	14.8
2009-10	Patrick Sullivan	31	486	15.7
2008-09	Patrick Sullivan	30	362	12.1
2007-08	Keyon Green	29	448	15.4
2006-07	Daryl Cohen	30	453	15.1
2005-06	Ricky Woods	28	499	17.8
2004-05	Ricky Woods	33	566	17.2
2003-04	Amir Abdur-Rahim	29	438	15.1
2002-03	Amir Abdur-Rahim	27	416	15.4
2001-02	Amir Abdur-Rahim	27	428	15.9
2000-01	Jaron Singletary	29	290	10.0
1999-00	Marcus Kemp	27	358	13.3
1998-99	Maurice Clark	26	280	10.8
1997-98	Maurice Clark	26	309	11.9
1996-97	Troy Green	28	392	14.0
1995-96	Sam Bowie	27	590	21.9
1994-95	Sam Bowie	28	549	19.6
1993-94	Harvey Baker	27	447	16.6
1992-93	Hank Washington	27	580	21.5
1991-92	Hank Washington	28	533	19.0
1990-91	Hank Washington	28	472	16.9
1988-89	Stafford Riley	20	352	17.6
1987-88	Troy Thaggart	26	443	17.0
1986-87	Teddy Butler	31	510	16.5
1985-86	Robert Cousin	28	406	14.5
1984-85	David Jones	26	338	12.9
1983-84	Thelander Tillman	28	336	12.1
1982-83	Jerry Kelly	27	467	17.3
1981-82	Jerry Kelly	27	432	16.0
1980-81	Wayne Booker	27	440	16.3
1979-80	Deboy Johnson	26	336	12.9
1978-79	David Williams	25	395	15.6
1977-78	Jeff Tyson	25	461	18.4
1976-77	Jeff Tyson	27	436	16.1
1975-76	Bruce Gilmore	21	339	16.1
1974-75	Bruce Gilmore	25	327	13.1
1973-74	Freddie Lucas	25	278	11.1
1972-73	Charles Jones	28	408	16.6
1971-72	Booker Young	24	388	16.2
1970-71	Curlee Connors	26	458	17.6
1969-70	Curlee Connors	26	451	17.3
1968-69	Jim McClain	25	392	15.7
1967-68	C.A. Core	24	521	21.7
1966-67	C.A. Core	23	488	21.2
1965-66	C.A. Core	25	501	20.0
1964-65	C.A. Core	24	536	22.3
1963-64	Ronnie Small	15	188	12.5
1962-63	Jimmy Cress	21	328	15.6
1961-62	Al Link	24	328	13.7
1960-61	Mike Brinkley	25	359	14.4
1959-60	Wayne Newsom	24	382	15.9
1958-59	Ron Klosterman	22	310	13.5
1957-58	David Glisson	22	375	17.0
1956-57	Bennie Kimble	27	479	17.7
1955-56	Bennie Kimble	24	407	17.0
1954-55	Dick Sharp	21	381	18.1
1953-54	Dennis Wagner	33	482	14.6
1952-53	Dick Sharp	23	359	15.5
1951-52	Joe Boyd	24	344	14.3
1950-51	Bert Barnett	27	359	16.3
1949-50	Harold Owens	23	322	14.0
1948-49	Aubrey Cole	24	286	11.9

FIELD GOAL PERCENTAGE

Year	Player	G	A	M	Pct.
2017-18	Jordan Capps	33	329	178	54.1
2016-17	James Cunningham	22	139	82	59.0
2015-16	Moses Greenwood	33	172	98	57.0
2014-15	DeVonte Upson	32	239	145	60.7
2013-14	DeVonte Upson	30	163	96	58.9
2012-13	Onochie Ochie	24	107	56	52.3
2011-12	Roosevelt Johnson	29	254	128	50.4
2010-11	David Ndoumba	29	209	116	55.5
2009-10	Patrick Sullivan	31	363	194	53.4
2008-09	Patrick Sullivan	30	259	149	57.5
2007-08	Patrick Sullivan	30	206	121	58.7
2006-07	Joseph Polite	30	215	137	63.7
2005-06	Joseph Polite	27	101	59	58.4
2004-05	Ricky Woods	33	389	217	55.8
2003-04	Nate Lofton	29	228	136	59.6
2002-03	Gary Solomoni	27	198	99	50.0
	Jonathan Walker	27	112	56	50.0
2001-02	Donald Ceasar	26	194	102	52.6
2000-01	Donald Ceasar	29	92	175	52.6
1999-00	Alfrado Jackson	27	87	176	49.4
1998-99	Kelland Payton	26	158	73	46.2
1997-98	Noble Evans	26	195	115	59.0
1996-97	Jason Kay	28	199	110	55.3
1995-96	Sam Bowie	27	458	208	45.4
1994-95	Sam Bowie	28	430	184	42.8
1993-94	Harvey Baker	27	378	174	46.0
1992-93	Hank Washington	27	389	203	52.2
1991-92	Harvey Baker	24	149	73	49.0
1990-91	Marvin Pierre	28	167	83	49.7
1988-89	Stafford Riley	20	250	134	53.6
1987-88	Stafford Riley	28	160	290	55.2
1986-87	Gerald Jones	31	273	145	53.1
1985-86	John Dixon	28	156	91	58.3
1984-85	Thelander Tillman	27	123	70	56.9

1983-84	Robert Cousin	24	206	108	52.4
1982-83	Troy Hall	27	151	85	56.3
1981-82	Wayne Booker	27	244	135	55.3
1980-81	Wayne Booker	27	282	164	58.2
1979-80	David Williams	24	278	134	48.2
1978-79	David Williams	25	327	167	51.1
1977-78	Sam Ball	25	209	104	49.8
1976-77	Rusty Willis	27	277	145	52.3
1975-76	Dan Pieper	22	135	67	49.6
1974-75	Rusty Willis	25	170	91	53.5
1973-74	Freddie Lucas	25	221	109	49.3
1972-73	Craig Huss	27	162	94	58.0
1971-72	Charlie Jones	24	209	109	52.2
1970-71	Bobby Perry	26	172	84	48.8
1969-70	Curlee Connors	26	246	165	47.7
1968-69	Jim McClain	25	333	158	47.4
1967-68	Jim McClain	21	314	155	49.4
1966-67	Don Wilson	23	283	141	49.9
1965-66	Don Wilson	25	292	153	52.4
1964-65	C.A. Core	24	344	192	55.8
1963-64	Don Wilson	21	158	74	46.8
1962-63	Jimmy Cress	21	259	119	45.9
1961-62	Jimmy Cress	24	264	121	45.8
1960-61	Al Link	25	248	118	47.5
1959-60	Jesse Shanks	24	225	115	51.1
1958-59	Jesse Shanks	23	175	98	56.0
1957-58	David Glisson	22	358	165	46.1
1956-57	Bennie Kimble	27	331	157	47.4

REBOUNDING

Year	Player	G	Reb.	Avg.
2017-18	Moses Greenwood	33	184	5.6
2016-17	James Cunningham	22	147	6.7
2015-16	Jordan Capps	32	201	6.3
2014-15	DeVonte Upson	32	238	7.4
2013-14	DeVonte Upson	30	182	6.1
2012-13	Roosevelt Johnson	28	232	8.3
2011-12	Roosevelt Johnson	29	230	7.9
2010-11	David Ndoumba	29	223	7.7
2009-10	Patrick Sullivan	31	269	8.7
2008-09	Patrick Sullivan	30	210	7.0
2007-08	Patrick Sullivan	30	189	6.3
2006-07	Joseph Polite	30	146	4.9
2005-06	Ricky Woods	28	304	10.9
2004-05	Nate Lofton	33	238	7.2
2003-04	Nate Lofton	29	115	10.9
2002-03	Terry West	27	128	4.7
2001-02	Derrick Franklin	27	203	7.5
2000-01	Derrick Franklin	29	130	4.5
1999-00	Alfrado Jackson	27	149	5.5
1998-99	Marcus Mackey	26	204	7.8
1997-98	Noble Evans	26	172	6.6
1996-97	Noble Evans	27	198	7.3
	Jason Kay	28	198	7.1
1995-96	Jason Vinningham	27	276	10.2
1994-95	Harvey Baker	28	177	6.3
1993-94	Harvey Baker	27	152	5.6
1992-93	Pete Meriweather	28	234	9.4
1991-92	Pete Meriweather	28	308	11.0
1990-91	Bernard Sylve	28	234	8.4
1988-89	Stafford Riley	20	160	8.0
1987-88	Stafford Riley	28	281	10.0
1986-87	Gerald Jones	31	212	6.8
1985-86	Bill Dukas	28	260	9.3
1984-85	Bill Dukas	27	186	6.9
1983-84	Thel. Tillman	28	207	7.4
1982-83	Jerry Kelly	27	242	9.0
1981-82	Jerry Kelly	27	229	8.5
1980-81	Wayne Booker	27	230	8.5
1979-80	David Williams	24	142	5.9
1978-79	Rick Banta	25	185	7.4
1977-78	Le. Washington	25	200	8.0
1976-77	Melvin Smith	27	195	7.2
1975-76	Mike Rance	22	190	8.6
1974-75	Mike Rance	25	194	7.8
1973-74	Freddie Lucas	25	218	8.7
1972-73	Charlie Jones	28	299	10.7
1971-72	Charlie Jones	24	146	10.3
1970-71	Curlee Connors	26	336	12.9
1969-70	Curlee Connors	26	393	15.1
1968-69	Roger Dormire	25	186	7.4
1967-68	C.A. Core	24	439	18.5
1966-67	C.A. Core	23	344	15.0
1965-66	C.A. Core	25	396	15.9
1964-65	C.A. Core	24	296	12.3
1963-64	Gary Childers	21	167	7.9
1962-63	Jimmy Cress	21	231	11.0
1961-62	Jimmy Cress	24	240	10.0
1960-61	Dave Votaw	21	160	7.6
1959-60	Charles Doskey	23	216	9.3
1958-59	(Not Available)			
1957-58	Harvey Theriot	25	196	7.9

1995-96	Charles O'Drobinak	68	52	76.4
1994-95	Charles O'Drobinak	83	58	69.8
1993-94	Charles O'Drobinak	78	52	66.6
1992-93	Bert Barnett	49	35	71.4
1991-92	Aubrey Cole	76	58	76.3

ASSISTS

Year	Player	G	Ass.	Avg.
2017-18	Marlain Veal	34	207	6.1
2016-17	Marlain Veal	32	144	4.5
2015-16	Zay Jackson	33	158	4.8
2014-15	Zay Jackson	25	115	4.6
2013-14	Joshua Filmore	30	86	2.9
2012-13	Brandon Fortenberry	31	86	2.8
2011-12	DeShawn Patterson	29	106	3.7
2010-11	Brandon Fortenberry	28	118	4.2
2009-10	DeShawn Patterson	31	94	3.0
2008-09	Brandon Fortenberry	30	120	4.0
2007-08	Dekylon Nickls	30	123	4.1
2006-07	Terry Bryant	29	144	4.8
2005-06	Terry Bryant	24	99	4.1
2004-05	Nate Lofton	33	91	2.8
2003-04	Michael Gardener	29	143	4.9
2002-03	Michael Gardener	22	73	3.3
2001-02	Dyron Clark	26	60	2.3
2000-01	Jamaal Wolfe	27	69	2.6
1999-00	Lee Carney	27	73	2.7
1998-99	Lee Carney	25	85	3.4
1997-98	Troy Green	26	132	5.1
1996-97	Troy Green	28	94	3.4
1995-96	Rico Grant	27	151	5.6
1994-95	John Picou	28	121	4.3
1993-94	John Picou	27	137	5.1
1992-93	Demetrius Price	27	125	4.6
1991-92	Hank Washington	28	93	3.3
1990-91	Duane Donald	28	66	2.4
1988-89	Dallas Dale	27	79	2.9
1987-88	Pat. Strange	28	126	4.5
1986-87	Joe Venable	31	120	3.9
1985-86	Joe Venable	28	136	4.9
1984-85	Keith Gordon	26	157	6.0
19				

2018-19 SOUTHEASTERN LOUISIANA MEN'S BASKETBALL




SEASON	W-L	PCT	COACH
1947-48	5-15	.250	Luther Marlar
1948-49	12-12	.500	Luther Marlar
1949-50	13-11	.542	Luther Marlar
1950-51	13-10	.565	Luther Marlar
1951-52	10-14	.417	Luther Marlar
1952-53	12-11	.522	Luther Marlar
1953-54	22-10	.688	Luther Marlar
1954-55	10-11	.476	Luther Marlar
1955-56	14-10	.583	Luther Marlar
1956-57	16-11	.593	Luther Marlar
1957-58	8-17	.308	Luther Marlar
1958-59	7-16	.304	Luther Marlar
1959-60	12-12	.500	Luther Marlar
1960-61	8-17	.320	Luther Marlar
1961-62	10-14	.417	Luther Marlar
1962-63	8-13	.381	Luther Marlar
1963-64	3-18	.143	Luther Marlar
1964-65	12-12	.500	Luther Marlar
1965-66	17-8	.680	Luther Marlar
1966-67	11-12	.473	Luther Marlar
1967-68	11-13	.458	Bert Barnett
1968-69	4-22	.154	Bert Barnett
1969-70	9-17	.346	E.V.V. Foy
1970-71	11-15	.423	E.V.V. Foy
1971-72	9-15	.375	E.V.V. Foy
1972-73	21-7	.750	E.V.V. Foy
1973-74	15-10	.600	E.V.V. Foy
1974-75	14-11	.583	E.V.V. Foy
1975-76	12-11	.522	Ken Fortenberry
1976-77	16-11	.593	Ken Fortenberry
1977-78	11-14	.444	Ken Fortenberry
1978-79	7-19	.269	Ken Fortenberry
1979-80	9-17	.346	Ken Fortenberry
1980-81	14-13	.519	Ken Fortenberry
1981-82	16-11	.593	Ken Fortenberry
1982-83	18-9	.667	Ken Fortenberry
1983-84	11-17	.393	Ken Fortenberry
1984-85	18-9	.667	Newton Chelette
1985-86	10-18	.357	Newton Chelette
1986-87	10-21	.323	Newton Chelette
1987-88	7-21	.250	Chelette/Leo McClure
1988-89	3-24	.111	Leo McClure
1989-90	-	-	No team
1990-91	9-19	.333	Don Wilson
1991-92	6-22	.214	Don Wilson
1992-93	12-15	.444	Norm Picou
1993-94	10-17	.370	Norm Picou
1994-95	12-16	.429	John Lyles
1995-96	15-12	.556	John Lyles
1996-97	10-18	.357	John Lyles
1997-98	6-20	.231	John Lyles
1998-99	6-20	.231	John Lyles
1999-00	10-17	.370	Billy Kennedy
2000-01	8-21	.276	Billy Kennedy
2001-02	7-20	.259	Billy Kennedy
2002-03	11-16	.407	Billy Kennedy
2003-04	20-9	.690	Billy Kennedy
2004-05	24-9	.727	Billy Kennedy
2005-06	0-12*	.000	Jim Yarbrough
2006-07	0-14*	.000	Jim Yarbrough
2007-08	0-13*	.000	Jim Yarbrough
2008-09	0-17*	.000	Jim Yarbrough
2009-10	1-12*	.077	Jim Yarbrough
2010-11	15-14	.517	Jim Yarbrough
2011-12	12-17	.414	Jim Yarbrough
2012-13	13-18	.419	Jim Yarbrough
2013-14	12-18	.400	Jim Yarbrough
2014-15	9-23	.281	Jay Ladner
2015-16	12-21	.363	Jay Ladner
2016-17	16-16	.500	Jay Ladner
2017-18	22-12	.646	Jay Ladner
Totals	759-1,039*	(.422)	



Luther Marlar

Southeastern's first coach in the "modern era," Marlar also has the most wins of any of the Lion's 11 head coaches.

A member of the Southeastern Hall of Fame and the Louisiana Basketball Coaches Association Hall of Fame, **Luther Marlar** led the Lions to their first 20-win season (22-10) in 1953-54.



Ken Fortenberry

Ken Fortenberry, whose 10-year tenure as head coach of the Lions is the second-longest in school history, guided Southeastern into Division I basketball with three straight winning seasons, including an 18-9 mark in 1982-83. His 128 victories is second behind Marlar in school history.



Billy Kennedy

Billy Kennedy returned to his alma mater in 1999 and slowly built Southeastern into a Southland Conference power. Guided the Lions to their best two-year record in school history and led Southeastern to its first-ever berth in the NCAA Division I Championships in 2005. Currently the head coach at Texas A&M.

All-Time Coaching Records (By wins)

Name	Years (Seasons)	W-L	Pct.
Luther Marlar	1947-67 (20)	223-254	.470
Ken Fortenberry	1975-84 (10)	128-132	.490
Billy Kennedy	1999-2005 (6)	80-92	.465
E.V.V. Foy	1969-75 (6)	65-64	.504
Jay Ladner	2014-18 (4)	59-72	.450
Jim Yarbrough	2005-14 (9)	53-135*	.282
John Lyles	1994-99 (5)	49-84	.368
Newton Chelette	1984-88 (3.5)	41-57	.418
Norm Picou	1992-94 (2)	22-32	.407
Bert Barnett	1967-69 (2)	15-35	.300
Don Wilson	1990-92 (2)	15-41	.268
Leo McClure	1988-89 (1.5)	7-36	.163

* Southeastern vacated 80 wins from the 2005-6 season through the 2009-10 season due to NCAA sanctions. The Lions on-court record those seasons was 16-12, 16-14, 17-13, 13-17 and 19-12. Head coach Jim Yarbrough's on-court record for his career is 133-135 for a .496 winning percentage. The program's all-time on-court record is 807-1,011 for a .444 winning pct.

NCAA Sanctions

On December 10, 2013, the National Collegiate Athletic Association Division I Committee on Infractions has accepted summary disposition of the infractions case originally self-reported by Southeastern Louisiana University almost one year ago, largely agreeing to the penalties self-imposed by the university. As a result of an extensive self-investigation, the university self-reported to the NCAA that 137 student-athletes competed without meeting eligibility requirements between the academic years of 2005-2006 through 2009-2010, with a majority of the violations occurring in 2005-2006 and 2006-2007. Most of the student-athletes failed to meet academic eligibility requirements to compete under NCAA rules.

86 percent of the student-athletes identified in the case went on to graduate from Southeastern or left the university in good academic standing. Athletics staff members responsible for academic advising and eligibility certification during the time of the violations are no longer associated with the university. No current student-athlete at Southeastern participated while ineligible.

Southeastern self-imposed penalties include vacating victories in which ineligible student-athletes participated, scholarship reductions, and imposition of a two-year probationary period. The NCAA extended the probationary period to four years and ordered Southeastern to pay a financial penalty of \$25,000. The probation terms do not include any postseason bans.

Following identification of the infractions, Southeastern has implemented corrective actions that include the appointment of an assistant to the president for athletics compliance, the addition of a new compliance coordinator, the implementation of academic tracking software to strengthen the certification process and streamline monitoring, changes in the eligibility certification process to include oversight by institutional offices outside the Athletics Department, enhanced rules training of athletics coaches and staff, and implementation of new procedures to improve academic advising of student-athletes.

"We are pleased to put resolution of this case behind us. These infractions occurred years ago, and current coaches, staff and administration are absolutely committed to ongoing compliance with all NCAA rules," stated Athletics Director Jay Artigues.

On April 9, 2015, The NCAA Committee on Infractions finalized an infractions case for violations stemming from June to July 2013. As a result of the case, Southeastern's probation period has been extended for one year, ending on December 9, 2018.

Southeastern self-reported that a former volleyball coach had engaged in impermissible athletically-related activity and impermissible lodging and tryouts for prospective student-athletes.

"Southeastern Louisiana University received final confirmation by the NCAA Infractions Committee that stemmed from self-reported violations related to recruiting and practice irregularities in the university's women's volleyball program during the spring and summer 2013," Artigues said. "The university self-reported the five violations to the NCAA following a thorough internal investigation, which led to the resignation of the then-Head Volleyball Coach. Southeastern has accepted the penalties and corrective actions imposed by the NCAA."

"Our athletics program is committed to complete compliance with all NCAA rules and legislation," Artigues added. "Intentional disregard for this responsibility will be dealt with firmly and swiftly."






2018-19 SOUTHEASTERN LOUISIANA MEN'S BASKETBALL

ALL-TIME HONORS




Patrick Sullivan (2006-10)

Sullivan, a two-time All-Southland Conference selection, is Southeastern's career leader in blocks with 273. He also holds four of the top block seasons in Lions history, highlighted by a record 102 in 2009-10. He is also second all-time in career games played, fourth in rebounds and field goals made, fifth in field goal percentage and ninth in scoring.



Amir Abdur-Rahim (2001-04)

A three-time All-Southland Conference selection, Abdur-Rahim finished his career as the seventh-leading scorer in school history and was second in three-point field goals made (193) and attempted (596).



Former Athletic Director and basketball letterwinner **Dick Sharp** was a 1994-95 inductee into the Louisiana Association of Basketball Coaches Hall of Fame.

All-Southland Conference

2017-18	Marlain Veal (First Team)
	Jordan Capps (Second Team)
2016-17	Marlain Veal (Third Team)
2015-16	Zay Jackson (Third Team)
2014-15	Zay Jackson (Honorable Mention); DeYonte Upson (Honorable Mention)
2013-14	Mike Hawkins (Honorable Mention)
2012-13	Brandon Fortenberry (1st team); Ro Johnson (3rd team); Onochie Ochie (Academic)
2011-12	Onochie Ochie (Academic)
2010-11	Trent Hutchin (3rd team), Brandon Fortenberry (3rd team)
2009-10	Patrick Sullivan (2nd team)
2008-09	Patrick Sullivan (Honorable mention)
2007-08	Keyvn Green (1st team)
2006-07	Daryl Cohen (2nd team); Terry Bryant (Honorable mention)
2005-06	Ricky Woods (Player of the Year)
2004-05	Ricky Woods (1st team); Nate Lofton (1st team); Ricky Woods (1st team)
	Ricky Woods (Newcomer of the Year)
	Ricky Woods (Tournament MVP)
	Nate Lofton (All-Tournament)
2003-04	Amir-Abdur-Rahim (1st team); Nate Lofton (1st team); Michael Gardener (2nd team); Terry West (Honorable mention); Michael Gardener (All-Tournament)
	Nate Lofton (Newcomer-of-the-Year); Billy Kennedy (Coach-of-the-Year)
2002-03	Amir Abdur-Rahim (2nd team)
2001-02	Amir Abdur-Rahim (3rd Team)
1999-2000	Marcus Kemp (Honorable Mention)

All-Trans America Athletic Conference

1995-96	Sam Bowie (1st Team); Troy Green (Newcomer of the Year; 2nd Team); Jason Wingham (3rd Team); Rico Grant (All-Newcomer Team)
1994-95	Sam Bowie (2nd Team); Harvey Baker (TAAC All-Tournament)
1993-94	Harvey Baker (2nd Team)
1992-93	Hank Washington (2nd); Pete Meriweather (3rd)
1991-92	Pete Meriweather (2nd); Hank Washington (2nd); Hank Washington (TAAC All-Tournament)

All-Gulf Star Conference

1986-87	Teddy Butler (1st)
1985-86	Robert Cousin (1st); Bill Dukes (2nd)
1984-85	Robert Cousin (1st); Keith Gordon (2nd); Bill Dukes (2nd); Newton Chelette (Coach of the Year)

All-Gulf South Conference

1978-79	David Williams (Freshman of the Year)
1977-78	Jeff Tyson
1975-76	Bruce Gilmore
1974-75	Freddie Lucas, Bruce Gilmore
1973-74	Freddie Lucas
1972-73	Charles Jones, John Shirley
1971-72	Booker Young

All-Gulf States Conference

1970-71	Curlee Connors
1969-70	Curlee Connors
1967-68	C.A. Core (LSWA)
1966-67	C.A. Core (LSWA, Coaches)
1965-66	C.A. Core (MVP, Coaches, LSWA); Don Wilson (Coaches); Sportsmanship Award: Gary Childers
1964-65	C.A. Core (LSWA, Coaches)
1962-63	Jimmy Cress (LSWA, Coaches)
1959-60	Wayne Newsom (Coaches)
1957-58	David Glisson (Coaches)
1956-57	Bennie Kimble (Coaches, LSWA)
1955-56	Dick Stiga (Coaches)
1954-55	Dick Sharp (Coaches)
1953-54	Jerry Askeroth (LSWA, Coaches); Dick Sharp (LSWA, Coaches); Dennis Wagner (Coaches)
1952-53	Dick Sharp
1949-50	Harold Owens
1948-49	Aubrey Cole

All-Louisiana Sports Writers

2016-17	Marlain Veal (Honorable Mention)
2014-15	Zay Jackson (Honorable Mention)
2012-13	Brandon Fortenberry (2nd team)
2011-12	Roosevelt Johnson (2nd Team)
2010-11	Trent Hutchin (Honorable Mention)
2009-10	Patrick Sullivan (2nd team)
2007-08	Keyvn Green (2nd team)
2006-07	Daryl Cohen (2nd team)

2005-06	Ricky Woods (1st team)
2004-05	Ricky Woods (1st team); Nate Lofton (2nd team); Jonathan Patton (Honorable Mention); Ricky Woods (Co-Newcomer of the Year)
	Billy Kennedy (Coach-of-the-Year)
2003-04	Amir Abdur-Rahim (1st team); Nate Lofton (2nd team); Michael Gardener (Honorable mention); Billy Kennedy (Coach-of-the-Year)
2002-03	Amir Abdur-Rahim (2nd team)
2001-02	Amir Abdur-Rahim (2nd team)
1995-96	Sam Bowie (1st team); Troy Green (Honorable Mention)
1994-95	Sam Bowie (1st team); Harvey Baker (Honorable Mention)
1992-93	Hank Washington (3rd team)
1986-87	Teddy Butler (3rd team)
1985-86	Robert Cousin (3rd team)
1984-85	Robert Cousin (3rd team)
1983-84	Thelander Tillman (3rd team)
1982-83	Jerry Kelly (2nd team)
1981-82	Wayne Booker (3rd team)
1978-79	David Williams (Freshman of the Year)

All-South Independent

1981-82	Wayne Booker (1st team)
1980-81	Wayne Booker (2nd team)

All-Independent

1990-91	Bernard Sylve (Honorable Mention)
---------	-------	-----------------------------------

Louisiana Sports Hall of Fame

2017	C.A. Core
------	-------	-----------

LABC Hall of Fame

1996-97	Don Wilson
1994-95	Dick Sharp
1985-86	Luther Marlar
1979-80	C.A. Core

All-America

1967-68	C.A. Core (NAIA)
1966-67	C.A. Core (NAIA, AP)

National Association of Basketball Coaches

2012-13	Brandon Fortenberry, District 23 (1st team)
2010-11	Trent Hutchin (1st team)
2009-10	Patrick Sullivan, District 23 (1st team)
2006-07	Daryl Cohen, District 8 (2nd team)
2005-06	Ricky Woods, District 8 (1st team)
2004-05	Nate Lofton, District 8 (1st team); Ricky Woods, District 8 (1st team)
	Billy Kennedy, District 8 (Coach-of-the-Year)
2003-04	Amir Abdur-Rahim, District 8 (1st team); Nate Lofton, District 8 (2nd team); Billy Kennedy, District 8 (Coach-of-the-Year)
1995-96	Sam Bowie, District 8 (2nd Team)
1994-95	Sam Bowie, District 8 (2nd Team)

Special Awards

2004-05	LABC Coach of the Year - Billy Kennedy
2003-04	LABC Coach of the Year - Billy Kennedy
1978-79	CoSIDA Academic All-America - Steve Grigas



Ricky Woods (2004-06)

Named Southland Conference Player of the Year in 2005-06, Woods twice earned first-team All-SLC honors and helped the Lions to the 2005 NCAA Men's Basketball Championships

2018-19 SOUTHEASTERN LOUISIANA MEN'S BASKETBALL



ALL-TIME RESULTS

1947-48

Luther Marlar (5-15)

Date	SLU	Opp
12.3 Bogalusa Gaylords #	45	43
12.9 Bogalusa Gaylords	45	49
12.13 Louisiana-Lafayette #	52	61
12.17 Mississippi College	65	54
1.10 Louisiana Tech	35	61
1.16 Louisiana College	55	50
1.17 Northwestern State	27	65
1.24 Centenary	35	55
1.28 Spring Hill College	40	43
1.29 Southern Miss	40	64
2.4 Centenary #	42	64
2.5 Louisiana Tech #	49	59
2.9 Louisiana-Lafayette	50	53
2.13 Northwestern State #	34	67
2.14 Louisiana College #	41	37
2.17 Southern Miss #	54	44
2.20 Spring Hill College #	57	66
2.23 Loyola (N.O.) #	42	76
2.24 Loyola (N.O.)	47	50
2.27 Northwestern State*	37	62

* - NAIB Playoff

1948-49

Luther Marlar (12-12)

Date	SLU	Opp
11.23 Keesler Field #	46	42
12.2 Keesler Field	43	45
12.4 Spring Hill College #	49	44
12.7 Delta State	49	58
12.9 West Alabama #	68	60
12.11 Louisiana College #	72	40
12.13 Western Illinois	56	67
12.17 Louisiana-Lafayette	46	62
12.30 E.Texas Baptist #	68	42
1.4 Spring Hill College	59	52
1.8 Louisiana Tech #	59	44
1.13 Delta State #	63	59
1.15 Northwestern State #	67	69
1.18 Louisiana-Lafayette #	81	57
1.24 Centenary #	56	52
1.27 Southern Miss	45	47
2.1 Louisiana College	49	50
2.2 Centenary	52	66
2.8 Louisiana Tech	49	60
2.9 Northwestern State	49	68
2.15 Loyola (N.O.) #	53	61
2.17 Southern Miss #	69	46
West Alabama	35	55
2.23 Loyola (N.O.)	61	43

1949-50

Luther Marlar (13-11)

Date	SLU	Opp
11.30 Tulane	53	74
12.3 Arkansas State	54	60
12.5 Western Illinois	58	61
12.6 Southern Illinois	54	63
12.10 Louisiana College #	67	45
12.12 Louisiana-Lafayette #	77	47
1.2 Spring Hill College (OT)	68	67
1.7 Southern Miss	47	57
1.11 Louisiana-Lafayette	44	56
1.14 Louisiana Tech #	75	52
1.16 Loyola (N.O.)	51	41
1.20 Southern Miss #	78	43
1.27 Centenary #	64	61
1.31 Northwestern State #	50	72
2.3 Centenary	52	68
2.4 Louisiana Tech	57	52
2.10 Spring Hill College #	65	66
2.17 Louisiana College	61	47
2.18 Northwestern State	49	44
2.20 Loyola (N.O.) #	53	58
2.21 East Texas Baptist *	81	70
Northwestern State *	58	53
Louisiana-Lafayette *	60	54
College of Puget Sound** (OT)	68	70

* NAIB Playoffs; ** NAIA Tournament

1950-51

Luther Marlar (13-10)

Date	SLU	Opp
11.17 Keesler Field #	68	40
11.30 Western Kentucky	59	73
12.1 Murray State	44	86
12.2 Southern Illinois	77	78
12.6 Louisiana-Lafayette #	67	61
12.11 Southern Miss	57	77
12.15 Spring Hill College #	54	50
1.5 Spring Hill College	24	53
1.12 Centenary	59	64
1.13 Louisiana Tech	49	56
1.19 Northwestern State #	80	65
1.29 Louisiana Tech #	84	64
2.3 Loyola (N.O.) #	66	65
2.6 Louisiana College #	86	55
2.9 Louisiana College	66	45
2.13 Louisiana-Lafayette (OT)	59	58
2.16 Centenary #	66	68
2.20 Northwestern State	80	76
2.24 Loyola (N.O.)	54	62
2.27 Southern Miss #	79	64
3.5 Northwestern State*	67	63
3.6 Centenary*	81	72
3.13 Central Missouri**	66	68

*NAIB Playoff; **NAIA Tournament

1951-52

Luther Marlar (10-14)

Date	SLU	Opp
11.30 Western Kentucky	57	77
12.1 Southern Illinois	58	63
12.3 Murray State	57	75
12.4 Kentucky Wesleyan	66	68
12.8 McNeese State #	82	65
12.15 Spring Hill College (OT)	59	56
12.18 Southern Miss	65	67
12.27 Indiana State @	55	69
1.5 McNeese State	57	69
1.8 Louisiana-Lafayette #	83	66
1.10 Centenary # (OT)	50	48
1.12 Loyola (N.O.)	48	58
1.18 Northwestern State # (OT)	69	63
1.19 Spring Hill College #	58	56
1.26 Louisiana Tech #	70	68
2.1 Louisiana College	54	59
2.2 Centenary	53	61
2.4 Louisiana College #	72	41
2.8 Louisiana Tech	59	79
2.9 Northwestern State	46	41
2.16 Louisiana-Lafayette	50	64
2.19 Southern Miss #	54	69
2.21 Loyola (N.O.) #	68	66
3.3 Northwestern State**	48	66

1952-53

Luther Marlar (12-11)

Date	SLU	Opp
11.21 Keesler Field#	64	75
11.22 Keesler Field#	70	68
12.1 Keesler Field#	65	83
12.3 Southern Miss#	84	89
12.6 Centenary	60	68
12.17 Spring Hill College#	94	79
12.18 Eastern New Mexico#	67	54
12.29 Western Kentucky	60	84
12.30 Southern Miss	66	82
12.31 Louisiana-Monroe#	89	49
1.10 Louisiana-Lafayette #	71	75
1.13 Louisiana College	86	71
1.17 Spring Hill College	79	53
1.30 Northwestern State	59	69
1.31 Louisiana-Monroe	87	43
2.4 McNeese State	39	64
2.5 Louisiana-Lafayette	62	66

2.7 Northwestern State #	69	59
2.10 Louisiana College #	87	57
2.16 Louisiana Tech #	77	67
2.21 Centenary #	80	76
2.24 McNeese State #	62	49
2.27 Louisiana Tech	66	74

1953-54

Luther Marlar (22-10)

Date	SLU	Opp
11.28 Concordia (Mo.) Seminary	63	68
12.1 Indiana State	55	52
12.2 Kentucky Wesleyan	70	81
12.4 Cape Girardeau State	49	84
12.5 Western Kentucky	60	84
12.11 Spring Hill College #	54	69
12.12 Southern Miss	63	65
12.16 Culver Stockton College #	67	65
12.28 Eastern New Mexico	70	62
12.29 Taylor	70	72
12.30 Missouri Valley	71	68
1.4 Tampa #	90	64
1.9 Louisiana-Monroe #	105	76
1.16 Louisiana Tech #	74	62
1.23 Louisiana College	83	74
1.26 Louisiana-Monroe	83	76
1.28 Louisiana College #	86	67
1.30 McNeese State #	50	46
2.2 Southern Miss#	97	68
2.6 Louisiana-Lafayette#	66	61
2.13 McNeese State	45	42
2.16 Louisiana-Lafayette	85	72
2.18 Spring Hill College	63	60
2.20 Northwestern State #	83	75
2.22 Louisiana Tech	79	68
2.27 Northwestern State *	62	70
3.1 Northwestern State *	64	60
3.3 Northwestern State *	64	67
3.4 Northwestern State *	54	50
3.9 Georgetown (Ky.)**	77	76
3.10 Rio Grande College**	78	65
3.11 Western Illinois** (ot)	79	84

* NAIA District Tournament

** NAIA National Tournament

(Kansas City)

1954-55

Luther Marlar (10-11)

Date	SLU	Opp
11.27 Pensacola Navy	71	81
11.29 SLC Alumni #	82	61
12.3 Southern Arkansas	100	81
12.4 Southwest Missouri	65	66
12.9 Spring Hill College	71	68
12.11 Pensacola Navy #	85	35
12.17 Spring Hill College #	64	62
12.20 Missouri Valley #	101	70
12.21 Southeast Missouri #	52	63
1.8 Louisiana-Monroe#	68	70
1.11 Louisiana-Lafayette #	74	60
1.15 Louisiana Tech #	87	70
1.22 McNeese State	70	75
1.29 Northwestern State #	82	84
2.3 Louisiana Tech	63	73
2.8 Northwestern State	78	106
2.8 Louisiana College #	73	48
2.12 Louisiana-Lafayette	78	72
2.19 Louisiana-Monroe	80	83
2.19 McNeese State #	71	92
2.26 Louisiana College	79	90

1955-56

Luther Marlar (14-10)

Date	SLU	Opp
Mississippi College	66	82
Louisiana Tech	79	90
Spring Hill College #	73	57
Culver Stockton College	85	45
Westminster @	94	68
Mississippi College @	68	64

12.21 Southern Miss	65	80
Western Illinois	70	82
12.28 Southern Miss &	101	70
12.29 Mississippi College &	71	76
1.6 McNeese State #	68	71
1.11 Southern Miss #	73	52
1.14 Louisiana-Lafayette	73	64
1.16 Northwestern State #	56	67
1.21 Louisiana-Monroe #	78	77
1.28 Centenary	87	103
1.30 Northwestern State	57	74
2.4 Spring Hill College	69	67
2.7 Louisiana-Lafayette #	85	67
2.11 Louisiana College	96	90
2.16 Louisiana-Monroe	80	74
2.22 McNeese State	71	92
2.25 Louisiana Tech #	62	60
Louisiana College #	102	78

@ Hammond Kiwanis Club Tour.
& Magnolia Tournament

1956-57

Luther Marlar (16-11)

Date	SLU	Opp
11.29 Houma Air Force Base #	113	53
12.3 Mississippi	55	75
12.6 Mississippi College #	72	60
12.10 Christian Brothers	71	74
12.15 Sul Ross College	49	64
12.17 Troy @	82	65
12.18 Southeast Oklahoma @	66	60
12.27 Southwestern-Memphis &	84	64
12.28 Mississippi College &	81	79
1.2 Southern Miss #	72	54
1.4 Taylor #	87	72
1.7 Louisiana-Monroe	64	65
1.11 Louisiana-Lafayette #	63	56
1.12 Southern Miss	60	72
1.15 McNeese State	47	73
1.26 Spring Hill College	75	63
2.2 Louisiana Tech #	69	67
2.4 Centenary #	64	75
2.6 Louisiana Tech	60	85
2.8 Louisiana-Monroe #	77	74
2.11 Louisiana-Lafayette	73	72
2.13 Louisiana College #	93	82
2.15 Spring Hill College # (OT)	68	69
2.19 Louisiana College	87	82
2.23 McNeese State #	64	59
2.26 Northwestern State #	59	66
3.1 Northwestern State	69	89

@ Hammond Kiwanis Club Tournament
& Magnolia Tournament

1957-58

Luther Marlar (8-17)

Date	SLU	Opp
11.29 Southeast Oklahoma	58	64
11.30 Southeast Oklahoma	62	68
12.5 Christian Brothers #	78	74
12.11 Louisiana College #	81	68
12.13 Delta State #	77	71
12.14 Delta State	60	69
12.16 Southern Miss	63	68
12.20 Eastern New Mexico #	85	66
1.3 McNeese State	37	72
1.7 Southern Miss #	66	67
1.11 Louisiana-Monroe #	65	60
1.14 Louisiana Tech #	59	50
1.17 Louisiana-Lafayette #	71	90
1.25 Spring Hill College	64	80
1.27 Mississippi State	61	75
1.28 Delta State	59	62
1.29 Delta State	49	66
2.5 Louisiana-Lafayette	53	64
2.8 Louisiana-Monroe	62	63
2.10 Northwestern State	66	81
2.14 Spring Hill College #	61	53
2.17 Louisiana College	98	75
2.22 Louisiana Tech	49	68
2.25 Northwestern State #	65	71
2.28 McNeese State #	41	53



2018-19 SOUTHEASTERN LOUISIANA MEN'S BASKETBALL

ALL-TIME RESULTS

1958-59 Luther Marlar (7-16)

Date	SLU	Opp
12.1 Mississippi State	72	94
12.2 Mississippi	64	87
12.3 Southwestern-Memphis	80	59
12.6 Southern Miss	70	82
12.12 Lamar #	84	90
12.13 Loyola (N.O.) #	79	67
12.18 Lamar	60	82
1.2 Missouri Valley #	58	59
1.5 Southwestern-Memphis #	65	41
1.7 Northwestern State #	72	77
1.10 Louisiana-Monroe	78	92
1.14 Louisiana Tech #	57	66
1.17 Louisiana-Lafayette	94	99
1.27 Spring Hill College #	61	73
1.31 Spring Hill College	72	50
2.3 McNeese State	62	64
2.7 Southern Miss #	82	61
2.11 Louisiana-Lafayette #	88	98
2.13 Louisiana-Monroe #	77	74
2.16 Louisiana Tech	63	76
2.19 Loyola (N.O.)	54	62
2.21 McNeese State #	74	57
2.25 Northwestern State	77	92

1959-60 Luther Marlar (12-12)

Date	SLU	Opp
11.27 Southeastern Oklahoma @	65	79
Delta State @	69	73
Mississippi State	65	83
Newberry (S.C.) College & Louisiana-Lafayette & Southern Miss#	81	70
Nicholls State #	77	64
Spring Hill College	63	48
McMurray College #	72	65
Loyola (N.O.) #	57	53
Northwestern State	61	75
Louisiana Tech #	58	65
McNeese State #	34	29
Southern Miss	63	83
Spring Hill College #	65	52
Louisiana-Lafayette	72	81
Louisiana-Monroe #	78	66
Louisiana-Monroe	69	62
Northwestern State #	65	68
McNeese State	46	43
Nicholls State	83	75
Loyola (N.O.)	59	69
Louisiana-Lafayette #	75	67
Louisiana Tech	70	92

@ - SE Oklahoma Invitational Tour. & - Southern Intercollegiate Tournament

1960-61 Luther Marlar (8-17)

Date	SLU	Opp
11.25 Wayland (Tex.) Baptist @	60	75
11.26 Henderson State @	67	57
Mississippi	56	81
Mississippi State	55	77
Mississippi College & Delta State &	71	74
Christian Brothers	72	85
Kentucky Wesleyan + McMurray +	60	81
McNeese State #	25	40
Lamar #	71	68
Louisiana Tech	53	54
Louisiana-Lafayette	59	70
Spring Hill College	62	51
McNeese State	42	62
Northwestern State #	69	76
Spring Hill College #	81	75
Tulane	87	83
Louisiana Tech #	70	58
Louisiana-Lafayette #	73	80

Louisiana-Monroe	63	71
Louisiana-Monroe #	77	73
Christian Brothers #	78	84
Lamar	68	77
Northwestern State	54	62
@ Southeastern Oklahoma Tournament & Mississippi Delta Tournament + Southwestern Louisiana Tournament		

1961-62 Luther Marlar (10-14)

Date	SLU	Opp
11.30 Millsaps College #	71	49
12.2 Mississippi State	73	96
12.4 Mississippi	66	83
12.15 Culver-Stockton College #	65	56
12.16 Illinois Wesleyan #	70	69
12.18 Kentucky Wesleyan	68	95
12.19 Western Kentucky	62	86
12.28 Kentucky Wesleyan @	67	86
12.29 Henderson State @	81	74
1.4 Louisiana-Monroe	74	86
1.8 Louisiana-Lafayette	63	68
1.12 Northwestern State	74	83
1.20 Spring Hill College	83	85
1.24 Louisiana-Lafayette #	81	75
1.29 McNeese State #	68	48
2.1 Louisiana-Monroe #	52	75
2.5 Spring Hill College #	77	68
2.7 Delta State #	81	71
2.13 McNeese State	51	64
2.16 Northwestern State #	77	78
2.19 Millsaps College	89	78
2.23 Louisiana Tech	69	78
2.24 Delta State	67	79
2.27 Louisiana Tech #	78	75
@ Bayou Holiday Classic (Southwestern)		

1962-63 Luther Marlar (8-13)

Date	SLU	Opp
11.29 Millsaps College #	83	48
12.3 Spring Hill College #	67	56
12.5 Southern Miss	63	82
12.15 Spring Hill College	63	73
12.18 Southern Miss #	55	61
12.20 Lamar @	60	93
12.21 Missouri Valley @	59	56
12.28 Illinois Wesleyan #	73	84
1.3 McNeese State #	49	41
1.7 Northwestern State #	82	61
1.11 Louisiana Tech	76	84
1.19 Louisiana-Lafayette #	62	63
1.22 Louisiana-Monroe	77	80
1.26 Delta State	71	89
2.2 McNeese State	50	63
2.5 Delta State #	59	62
2.8 Northwestern State	78	92
2.11 Millsaps College	59	52
2.14 Louisiana Tech #	75	54
2.18 Louisiana-Monroe #	86	80
2.27 Louisiana-Lafayette	76	87
@ Bayou Holiday Classic (Southwestern)		

1963-64 Luther Marlar (3-18)

Date	SLU	Opp
12.4 Mississippi College #	71	79
12.7 Mississippi College	75	95
12.11 Southern Miss	65	73
12.14 Hill College	54	62
12.17 Delta State	63	65
12.27 Southeast Oklahoma State @	64	74
12.28 Spring Hill College @	64	68
1.3 Spring Hill College #	82	59
1.6 Louisiana-Monroe	76	83
1.10 Louisiana Tech #	70	74
1.14 Louisiana-Lafayette	43	65
1.25 Southern Miss #	70	83
1.27 Mississippi State	73	113

2.1 Louisiana-Monroe #	67	68
2.4 McNeese State #	49	47
2.7 McNeese State	52	67
2.12 Louisiana-Lafayette #	67	61
2.14 Delta State #	66	76
2.17 Northwestern State #	83	90
2.25 Northwestern State	76	96
2.29 Louisiana Tech	67	75
@ McNeese State Tournament		

1964-65 Luther Marlar (12-12)

Date	SLU	Opp
12.1 Belhaven #	78	53
12.3 Mississippi College	83	85
12.5 Frederick College #	92	77
12.7 Spring Hill College #	83	74
12.12 Lamar	69	77
12.16 Mississippi College #	94	78
12.18 Lamar #	84	99
12.21 Southern Miss	87	88
12.29 Louisiana-Lafayette @	95	90
12.30 Lamar @	90	89
1.2 Louisiana College #	81	69
1.5 Northwestern State	80	77
1.8 Louisiana Tech	99	82
1.12 McNeese State #	74	63
1.18 Spring Hill College	77	86
1.30 Louisiana College	92	94
2.3 Louisiana-Monroe #	80	87
2.6 Northwestern State #	78	70
2.9 Southern Miss #	87	96
2.13 Louisiana Tech	82	89
2.16 McNeese State	65	75
2.18 Louisiana-Monroe	88	94
2.20 Louisiana-Lafayette #	78	77
2.27 Loyola (N.O.)	72	86
@ Bayou Holiday Classic (Southwestern)		

1965-66 Luther Marlar (17-8)

Date	SLU	Opp
11.19 William Carey College @	78	75
11.20 Belhaven @	88	67
12.1 Louisiana College #	81	76
12.3 Southern Miss #	95	74
12.4 Mississippi College	89	79
12.7 Spring Hill College	76	81
12.13 Delta State	73	77
12.17 Northwestern State	79	83
12.21 Spring Hill College #	85	79
1.4 McNeese State #	67	63
1.8 Louisiana-Monroe	99	105
1.10 Louisiana College	92	79
1.13 Univ. of Mexico #	96	48
1.15 Southern Miss	79	81
1.18 Louisiana Tech #	74	72
1.29 Louisiana-Lafayette	79	86
2.1 Nicholls State #	86	73
2.5 Northwestern State #	86	69
2.8 McNeese State	78	62
2.12 Louisiana-Monroe #	66	64
2.15 Mississippi College #	94	65
2.19 Louisiana Tech	85	99
2.22 Louisiana-Lafayette #	88	95
2.26 Nicholls State	90	76
2.28 Delta State#	100	64
@ Belhaven Invitational Tournament		

1966-67 Luther Marlar (11-12)

Date	SLU	Opp
12.1 LSU	89	88
12.5 Southern Miss #	92	87
12.9 Mississippi College @	60	45
12.10 Austin (Tex.) College @	84	68
12.12 Delta State #	65	61
12.15 Northwestern State #	60	61
12.30 Millsaps College #	89	69
1.4 McNeese State	77	86
1.6 Spring Hill College #	83	57

1.10 Louisiana-Monroe #	80	70
1.14 Delta State	78	91
1.16 Louisiana Tech	65	88
1.28 Louisiana-Lafayette	59	95
1.30 Northwestern State	80	86
2.2 McNeese State #	83	87
2.6 Southern Miss	77	93
2.9 Louisiana-Monroe	75	79
2.13 Louisiana Tech #	89	96
2.16 Nicholls State	99	88
2.20 Louisiana-Lafayette #	73	82
2.23 Nicholls State #	82	75
2.25 Loyola (N.O.)	80	78
2.28 Spring Hill College	67	72
@—Tip-Off Tournament (Jackson, Miss.)		

1967-68 Bert Barnett (11-13)

Date	SLU	Opp
12.1 Florida Tech #	85	60
12.5 Southern Miss	78	106
12.8 Spring Hill College #	79	78
12.14 Northwestern State	91	90
12.16 Millsaps College #	116	90
12.18 Mississippi College	114	97
12.20 West Florida	84	93
West Florida @	74	87
William Carey College @	92	87
1.2 Southern Miss #	95	97
1.6 McNeese State #	70	83
1.10 Louisiana-Monroe	83	95
1.13 Louisiana Tech #	71	78
Mississippi College	113	89
1.17 Millsaps College	93	70
1.29 Northwestern State #	89	99
2.1 Spring Hill College	85	84
2.5 McNeese State	71	90
2.8 Louisiana-Monroe #	103	101
2.12 Louisiana Tech	68	96
2.15 Louisiana-Lafayette #	67	96
2.19 Nicholls State #	88	94
2.24 Louisiana-Lafayette	85	113
2.28 Nicholls State	94	88
@ Strawberry Classic		

1968-69 Bert Barnett (4-22)

Date	SLU	Opp
11.30 Spring Hill College #	72	70
12.2 Western Kentucky	62	101
12.4 Illinois State	57	88
12.7 Illinois Wesleyan	65	79
12.10 Mississippi College	126	93
12.14 Lamar #	56	60
12.16 Southern Miss	72	93
12.18 Lamar	68	94
12.21 William Carey College #	78	87
12.23 West Florida #	72	83
12.31 Louisiana College	79	96
1.4 Nicholls State #	80	76
1.7 Louisiana-Lafayette	75	97
1.10 McNeese State #	47	46
1.14 Louisiana Tech	81	104
1.24 Southern Miss #	79	96
1.25 Spring Hill College	75	82
1.29 Northwestern State #	76	88
2.1 Louisiana-Monroe	74	95
2.4 Mississippi College #	79	91
2.8 Nicholls State	73	84
2.11 Louisiana-Lafayette #	66	95
2.15 McNeese State	72	78
2.18 Louisiana Tech #	67	79
2.22 Northwestern State	93	106
2.25 Louisiana-Monroe #	82	91

1969-70 E.W. Foy (9-17)

Date	SLU	Opp
12.1 Baptist Christian#	94	80
12.2 Mississippi College	135	131
12.9 William Carey College	72	80
12.11 Nicholls State	84	82

2018-19 SOUTHEASTERN LOUISIANA MEN'S BASKETBALL



ALL-TIME RESULTS

12.13	Louisiana College #	83	73
12.15	Louisiana-Lafayette	104	140
12.19	Millsaps College @	79	78
12.20	Mississippi College @	83	111
1.2	West Florida &	70	83
1.3	Appalachian State &	66	63
1.5	McNeese State	73	76
1.8	Louisiana Tech #	67	88
1.10	Spring Hill College #	67	70
1.17	Louisiana-Monroe #	86	106
1.24	Louisiana-Lafayette #	78	81
1.27	St. Leo College	68	87
1.28	Florida Southern	75	78
1.29	Rollins College	73	84
2.2	Southern Miss #	97	83
2.7	Nicholls State #	71	89
2.12	McNeese State #	59	67
2.14	Mississippi College #	109	92
2.16	Louisiana Tech	85	96
2.19	Northwestern State #	90	85
2.23	Louisiana-Monroe	88	100
2.25	Northwestern State	69	109

@ Mississippi College Tournament & West Florida Tournament

1970-71 E.W. Foy (11-15)

Date	SLU	Opp
12.2	East Texas Baptist #	84 71
12.4	Baptist Christian #	62 56
12.5	William Carey College	88 81
12.10	Louisiana-Lafayette	83 111
12.12	Spring Hill College	59 80
12.14	McNeese State #	68 72
12.16	William Carey College #	79 81
12.18	Mississippi College	104 83
1.4	Louisiana Tech	58 89
1.7	Northwestern State #	72 73
1.11	Southern Miss	77 69
1.12	Mississippi College #	90 71
1.23	Rollins College	84 61
1.25	St. Leo College	65 62
1.26	Florida Southern	69 95
1.27	Tampa	86 81
1.30	West Florida #	79 75
2.1	Nicholls State #	90 83
2.4	Louisiana-Lafayette #	70 87
2.8	McNeese State	63 70
2.11	Louisiana Tech #	72 94
2.13	Louisiana-Monroe	66 76
2.15	Northwestern State	65 72
2.18	Louisiana-Monroe #	61 72
2.20	Louisiana College	73 93
2.25	Nicholls State	79 85

1971-72 E.W. Foy (9-15)

Date	SLU	Opp
12.1	East Texas Baptist #	81 85
12.4	William Carey College	64 61
12.6	West Florida	75 68
12.15	Troy @	93 69
12.16	Nicholls State @	76 73
1.3	Northwestern State	67 76
1.5	Louisiana-Monroe	77 81
1.7	Waterloo-Canada #	98 68
1.10	Belhaven	67 75
1.12	William Carey College #	88 60
1.15	Louisiana Tech #	79 101
1.17	Nicholls State #	64 69
1.20	McNeese State #	74 75
1.24	Florida Southern	58 62
1.25	Rollins College	74 91
2.1	Nicholls State	73 79
2.3	McNeese State	79 87
2.7	Louisiana Tech	95 113
2.10	Northwestern State #	69 75
2.12	Louisiana-Monroe #	69 83
2.17	Louisiana College #	69 66
2.18	Belhaven #	83 70

2.22	North Alabama *	83	92
2.26	Union (Tenn.)	100	91

@ Strawberry Classic Tournament
* Gulf South Conference Tournament

1972-73 E.W. Foy (21-7) Gulf South Champions

Date	SLU	Opp
11.27	Louisiana-Monroe	72 91
12.1	East Texas State @	75 54
12.1	Nicholls State @	87 76
12.4	Louisiana College	54 60
12.16	Southern Miss	74 84
12.19	McNeese State	75 73
12.20	Lamar	85 77
1.8	West Florida #	63 49
1.10	Louisiana-Monroe #	67 55
1.13	Tennessee-Martin	75 76
1.15	North Alabama	53 76
1.18	Nicholls State #	62 50
1.20	Delta State #	70 69
1.22	West Alabama #	75 61
1.26	Troy	85 59
1.27	Jacksonville State	81 74
2.3	Tennessee-Martin #	76 57
2.5	North Alabama #	89 75
2.10	Delta State	66 63
2.12	West Alabama	93 82
2.14	Northwestern State #	66 65
2.16	Troy #	79 47
2.17	Jacksonville State #	96 69
2.22	Nicholls State	82 63
2.26	McNeese State #	69 86
3.1	Northwestern State	92 84
3.9	Chattanooga *	67 64
3.10	Tennessee State *	57 62

@ Strawberry Classic
*NCAA Regional Tournament (Hammond, La.)

1973-74 E.W. Foy (15-10)

Date	SLU	Opp
11.30	Union (Tenn.) @	95 86
12.1	Sam Houston State @	92 54
12.3	Louisiana College #	78 58
12.18	McNeese State #	64 77
12.29	Elmhurst College #	93 80
1.5	Nicholls State	68 79
1.7	Southern Miss #	81 77
1.10	Northwestern State #	71 81
1.14	Delta State #	65 49
1.17	West Florida	67 54
1.19	West Alabama	73 71
1.22	Mississippi College	71 75
1.24	New Orleans	67 70
1.26	Troy #	93 67
1.28	Jacksonville State #	67 48
2.1	North Alabama	89 77
2.2	Tennessee-Martin	75 59
2.6	Louisiana-Monroe #	69 79
2.9	Southern Miss	84 77
2.11	Nicholls State #	80 69
2.14	Northwestern State	68 72
2.18	Delta State	60 68
2.21	Mississippi College #	64 50
2.25	Louisiana-Monroe	59 68
2.27	McNeese State	60 69

@ Strawberry Classic

1974-75 Ken Fortenberry (14-11)

Date	SLU	Opp
12.2	Louisiana College	66 76
12.6	East Texas Baptist @	75 59
12.7	Pikeville College @	102 81
12.9	Southern	76 90
12.19	McNeese State	72 76
12.27	Drury College &	74 72
12.28	Alcorn State &	70 85

12.29	Illinois Wesleyan &	62	55
1.4	Northland College #	87	80
1.6	New Orleans #	62	65
1.9	Northwestern State	53	56
1.13	Delta State	63	65
1.18	West Alabama #	78	67
1.20	Mississippi College #	66	51
1.24	Troy	58	76
1.25	Jacksonville State	65	69
1.31	Tennessee-Martin #	80	66
2.1	North Alabama #	83	70
2.5	Nicholls State #	51	60
2.8	McNeese State #	76	71
2.10	Nicholls State	73	67
2.13	Northwestern State #	75	74
2.17	Delta State #	70	66
2.20	Mississippi College	73	74
2.24	Southern #	86	67

@ Strawberry Classic
& Quincy College Holiday Tour.

1975-76 Ken Fortenberry (12-11)

Date	SLU	Opp
12.4	Louisiana-Monroe	77 75
12.8	Louisiana College #	60 65
12.9	McNeese State	81 75
12.26	Wisconsin-Parkside @	41 60
12.27	Pikeville College @	67 92
12.28	Illinois Wesleyan @	65 78
12.30	Indiana Tech #	78 49
1.2	UNC-Greensboro *	2 0
1.10	Delta State #	69 63
1.12	McNeese State #	63 68
1.15	Mississippi College	56 46
1.17	Northwestern State	66 62
1.20	West Alabama	57 56
1.24	Troy #	65 69
1.26	Jacksonville State #	83 73
1.29	Nicholls State #	65 68
2.2	Nicholls State	52 70
2.6	Tennessee-Martin	48 61
2.7	North Alabama	47 51
2.10	Southern Miss	78 75
2.19	Mississippi College #	68 41
2.21	Delta State	67 74
2.23	Northwestern State #	76 71

@ Quincy College Holiday Tour.
*SLU won by forfeit

1976-77 Ken Fortenberry (16-11)

Date	SLU	Opp
11.19	Louisiana-Monroe #	48 60
12.2	Stephen F. Austin @	82 79
12.3	Louisiana College @	96 63
12.18	Southern	73 96
12.20	McNeese State	70 56
12.29	Indiana-Purdue #	64 60
1.7	Tennessee-Martin	57 54
1.8	North Alabama	78 80
1.11	McNeese State #	61 72
1.13	Missouri-St. Louis #	84 74
1.15	Jacksonville State	80 62
1.17	Troy	45 55
1.20	Delta State #	70 58
1.22	West Alabama #	77 55
1.24	Mississippi College #	66 57
1.29	Delta State	84 75
2.3	Southern #	70 76
2.7	Nicholls State	72 78
2.12	Tennessee-Martin #	76 61
2.14	North Alabama #	62 59
2.18	Troy #	62 71
2.19	Jacksonville State #	89 77
2.21	Northwestern State	63 75
2.22	Louisiana College	61 60
2.26	West Alabama	59 62
2.28	Mississippi College	62 67
3.3	Nicholls State #	90 85

@ Strawberry Classic

1977-78 Ken Fortenberry (11-14)

Date	SLU	Opp
11.26	Tennessee-Martin #	66 62
11.28	Louisiana-Monroe #	63 78
12.1	Louisiana College #	63 57
12.15	Xavier #	76 71
12.19	North Alabama #	43 48
1.3	Louisiana College	50 46
1.6	Nicholls State #	61 65
1.10	McNeese State	57 59
1.12	Indiana-Purdue #	66 54
1.14	Delta State	70 78
1.16	West Alabama	44 49
1.19	McNeese State #	57 58
1.23	Mississippi College #	66 56
1.27	Troy	64 69
1.28	Jacksonville State	67 66
1.31	Northwestern State #	69 62
2.3	North Alabama	51 52
2.4	Tennessee-Martin	65 68
2.9	Louisiana-Monroe	63 71
2.11	Jacksonville State #	54 55
2.13	Troy #	80 70
2.16	West Alabama #	82 74
2.18	Delta State #	93 85
2.21	Nicholls State	67 76
2.24	Mississippi College	50 59

1978-79 Ken Fortenberry (7-19)

Date	SLU	Opp
11.27	Louisiana College #	56 59
12.1	Tennessee-Martin	69 73
12.2	North Alabama	71 75
12.14	McNeese State	56 81
12.16	Louisiana College	56 74
12.29	Indiana Tech #	83 69
1.3	Northwestern State	61 63
1.5	Nicholls State	74 92
1.11	McNeese State e#	69 64
1.13	Delta State #	64 74
1.15	West Alabama #	71 82
1.20	Centenary	79 70
1.22	Mississippi College	54 51
1.25	San Diego #	63 64
1.27	Jacksonville State #	80 72
1.29	Troy #	54 57
2.2	Tennessee-Martin #	78 65
2.3	North Alabama #	58 60
2.5	Louisiana-Monroe	61 79
2.8	Troy	63 68
2.10	Jacksonville State	75 87
2.13	Louisiana-Monroe #	58 77
2.17	Delta State	59 78
2.19	West Alabama	62 70
2.22	Nicholls State #	75 95
2.24	Mississippi College #	55 48

1979-80 Ken Fortenberry (9-17)

Date	SLU	Opp
11.30	Sam Houston State	39 43
12.3	Louisiana-Monroe #	57 64
12.5	Purdue	59 105
12.15	New Orleans	57 60
12.17	Baker #	80 60
12.19	Sam Houston State #	60 51
12.28	Indiana Tech #	75 67
12.29	Union College #	59 63
1.7	Spring Arbor College #	87 64
1.5	Louisiana College	54 61
1.10	Louisiana-Monroe	59 65
1.14	West Alabama	50 54
1.17	Louisiana College #	49 47
1.21	Mississippi College #	82 78
1.26	Northwestern State	49 61
1.28	Centenary	59 74
1.31	Nicholls State #	64 74
2.2	Northern Iowa	68 78
2.4	Western Illinois	61 75
2.11	Centenary #	62 54



2018-19 SOUTHEASTERN LOUISIANA MEN'S BASKETBALL

ALL-TIME RESULTS

2.13	Nicholls State	77	86
2.18	West Alabama #	65	63
2.20	McNeese State	68	73
2.25	Northwestern State #	52	50
2.26	Mississippi College	73	85
3.1	North Texas	80	84

1980-81 Ken Fortenberry (14-13)

Date	SLU	Opp
11.29	Tennessee State #	60 58
12.1	Centenary #	63 66
12.4	North Texas	74 77
12.6	Hardin Simmons	76 62
12.16	Urbana College#	90 81
12.18	Louisiana-Monroe	62 91
12.20	New Orleans	50 52
12.29	Mercer @	67 74
12.30	Georgia Southern @	87 72
1.3	Murray State	60 69
1.5	Hardin Simmons #	56 57
1.8	Northern Iowa #	64 60
1.12	McNeese State	58 60
1.15	Arkansas-Little Rock	48 62
1.19	Northwestern State	71 90
1.21	Louisiana College #	68 56
1.26	Louisiana-Monroe #	81 80
1.29	Nicholls State	82 80
2.2	Northwestern State #	71 60
2.5	Tennessee State	65 81
2.7	Centenary	92 82
2.10	Houston Baptist #	63 58
2.14	Arkansas-Little Rock #	91 87
2.17	Houston Baptist	56 69
2.19	Nicholls State #	86 77
2.24	Louisiana College	65 54
2.28	Oklahoma City University	85 101

1981-82 Ken Fortenberry (16-11)

Date	SLU	Opp
11.27	Missouri-St. Louis #	67 66
11.30	Centenary	57 56
12.2	McNeese State #	57 58
12.5	Louisiana-Monroe #	85 86
12.7	U.S. International #	67 66
12.16	New Orleans#	60 65
12.18	North Park College #	66 54
12.29	Louisiana-Monroe @	66 72
12.30	Alcorn State @	53 54
1.4	San Diego	60 59
1.6	U.S. International	60 54
1.9	Tennessee State #	96 77
1.13	Baptist (S.C.) College #	63 57
1.16	Arkansas-Little Rock	63 71
1.21	McNeese State	71 69
1.23	Louisiana-Monroe	63 74
1.25	Northwestern State	79 87
1.28	Nicholls State #	70 60
2.1	Arkansas-Little Rock #	79 75
2.3	Centenary #	75 84
2.6	Southern #	70 49
2.13	UTSA	65 84
2.15	Tennessee State	72 68
2.18	Murray State	69 74
2.22	Nicholls State	73 63
2.25	UTSA #	70 64
2.27	Northwestern State #	66 65

1982-83 Ken Fortenberry (18-9)

Date	SLU	Opp
11.27	College of Ozarks #	73 48
11.29	Centenary #	76 73
12.1	McNeese State #	68 61
12.4	Louisiana-Monroe	59 60
12.10	Urbana College #	77 60

12.13	Southern	69 64
12.16	Georgia State #	59 42
12.18	Centenary	79 96
12.21	McNeese State	52 80
12.30	Jackson State	71 66
1.8	Cameron State #	79 49
1.11	Houston Baptist #	53 44
1.13	Louisiana-Monroe #	69 54
1.15	Baptist College	52 62
1.22	Tennessee State #	66 57
1.24	Murray State #	75 65
1.27	Nicholls State	58 67
1.29	Jackson State #	78 58
2.3	Arkansas-Little Rock #	58 77
2.5	UTSA	51 45
2.7	Houston Baptist	35 40
2.12	Arkansas-Little Rock	83 85
2.15	Georgia State	73 63
2.17	Nicholls State #	83 64
2.19	Tennessee State	66 65
2.23	Tulane	52 56
2.28	UTSA #	56 48

1983-84 Ken Fortenberry (11-17)

Date	SLU	Opp
11.26	Louisiana-Monroe	55 73
11.30	UT Arlington	41 42
12.5	Tampa #	59 52
12.7	Arkansas-Little Rock #	48 60
12.17	Jackson State	60 49
12.19	North Park College #	62 50
12.21	Oklahoma State @	54 61
12.22	Florida International @	69 49
12.29	Northwestern State &	90 66
12.30	Louisiana-Monroe &	77 73
1.2	Samford #	65 66
1.7	Roosevelt #	76 66
1.12	Georgia State	57 65
1.16	McNeese State	62 80
1.18	Tulane #	44 49
1.21	UT Arlington #	75 63
1.26	Nicholls State #	58 71
1.28	Jackson State #	51 46
1.31	Northwestern State	59 76
2.6	McNeese State #	60 70
2.9	Georgia State#	81 66
2.13	Samford	63 78
2.16	Nicholls State	58 63
2.18	Arkansas-Little Rock	61 71
2.20	Louisiana-Monroe #	55 60
2.25	Tennessee State	67 71
2.27	Murray State	44 45
2.29	Northwestern State #	76 60

1984-85 Newton Chelette (18-9) Gulf Star Champions

Date	SLU	Opp
11.24	Arkansas	62 65
11.26	Mississippi Valley #	76 67
11.29	Arkansas-Little Rock #	70 67
12.1	Texas Southern #	82 68
12.3	Centenary	91 60
12.11	Tulane	62 73
12.14	Northwestern State &	72 69
12.15	Louisiana-Lafayette &	83 80
12.18	Chicago State #	85 72
12.27	Arkansas-Little Rock	73 82
12.29	Rice	61 64
1.5	Mississippi Valley	74 87
1.7	McNeese State	68 86
1.10	Louisiana-Monroe #	71 68
1.16	Texas Southern	56 67
1.19	Texas State ^#	69 54
1.24	Nicholls State ^	64 59
1.28	Northwestern State ^	75 69
2.4	McNeese State #	65 60
2.7	Texas State ^	75 65
2.9	Sam Houston State ^	70 68
2.13	Nicholls State ^#	76 70

2.16	Sam Houston State ^#	78 79
2.18	Louisiana-Monroe	65 66
2.25	Stephen F.Austin ^#	75 72
2.28	Northwestern State ^#	89 81
	Stephen F.Austin ^	87 80

1985-86 Newton Chelette (10-18)

Date	SLU	Opp
11.22	Tennessee	58 79
11.24	Xavier	75 91
11.30	Rice #	80 75
12.4	Florida A&M @	92 77
12.5	Louisiana-Monroe @	62 73
12.9	Centenary #	84 77
12.14	Mississippi	59 64
12.16	Jackson State #	69 70
12.18	Arkansas-Little Rock	69 62
12.20	LSU *	61 82
12.21	Louisiana-Monroe *	73 79
1.3	Arkansas-Little Rock +	66 64
1.4	Oklahoma +	66 103
1.6	Louisiana-Monroe#	72 71
1.9	Lamar	60 81
1.11	Texas-Pan American	46 56
1.18	Texas State #	68 56
1.20	Sam Houston State #	49 65
1.28	Nicholls State	70 76
1.30	Arkansas-Little Rock #	97 105
2.1	Stephen F.Austin	60 61
2.3	Northwestern State	61 64
2.6	Nicholls State #	85 72
2.13	Texas-Pan American #	61 67
2.15	Stephen F.Austin #	78 72
2.17	Northwestern State #	62 65
3.1	Texas State	90 75
3.3	Sam Houston State	69 88

1986-87 Newton Chelette (10-21)

Date	SLU	Opp
11.28	Hawaii-Pacific @	85 97
11.29	Southwest Missouri @	45 81
11.30	St. Louis @	54 82
12.2	Washington	61 75
12.5	Fordham &	64 74
12.6	Northern Illinois &	50 59
12.8	Cal State-Bakersfield #	83 90
12.13	Mississippi	59 88
12.16	Florida A&M	62 61
12.19	Rice	66 68
12.29	Arkansas-Little Rock +	52 70
12.30	Delaware State +	71 56
1.2	Texas A&M *	76 93
1.3	UT Arlington *	62 67
1.5	Texas Southern	73 80
1.12	Western New Mexico#	89 62
1.14	Jackson State	49 61
1.19	Sam Houston State	70 81
1.23	Concordia College #	95 83
1.26	Nicholls State #	70 67
1.28	Texas Southern #	78 68
1.31	Stephen F.Austin #	49 57
2.2	Northwestern State #	64 56
2.5	Nicholls State	77 76
2.7	Texas State	68 71
2.9	Tennessee State #	51 78
2.14	Stephen F.Austin	60 89
2.16	Northwestern State	70 88
2.19	Marymount College #	99 76
2.28	Texas State #	87 64
3.2	Sam Houston State #	78 79

@ Hawaii Pacific Thanksgiving Classic
& Wichita State Shocker Classic
+ Arkansas-Little Rock TCBY Tournament
* Drake-Heritage Classic

1987-88 Newton Chelette (3-9)/ Leo McClure (4-12)

Date	SLU	Opp
11.27	Centenary *	74 92
11.28	Stephen F.Austin *	63 87
11.30	Louisiana College #	81 72
12.2	Louisiana-Monroe #	68 93
12.4	Eastern Kentucky @	46 68
12.5	Youngstown State @	51 54
12.7	Mississippi #	43 80
12.17	Brigham Young-Hawaii #	79 64
12.19	Mississippi State #	51 60
12.28	Arkansas-Little Rock +	51 83
12.29	Coastal Carolina +	44 58
1.6	Prairie View #	86 75
1.9	Northwestern State	45 68
1.11	Louisiana-Monroe	60 88
1.13	Jackson State	57 71
1.18	Texas-Pan American #	51 44
1.20	Texas Southern	54 68
1.23	Texas-Pan American	57 70
1.27	Jackson State #	52 53
1.30	Concordia College #	97 59
2.1	Texas Southern # (ot)	67 71
2.4	Baptist Christian #	78 64
2.8	Nicholls State	59 62
2.10	Prairie View	84 85
2.17	Southern	71 102
2.22	Nicholls #	51 44
2.27	Southern Miss #	51 85
2.29	Northwestern State #	48 66

* Century Cellnet Classic
@ Marshall Memorial Invitational
+ TCBY Classic

1988-89 Leo McClure (3-24)

Date	SLU	Opp
11.26	Texas Wesleyan #	66 61
11.28	Louisiana College #	52 53
12.1	Mississippi State	61 113
12.3	Louisiana-Monroe #	49 66
12.5	Henderson State #	66 86
12.9	Northern Arizona @	48 60
12.10	Mississippi Valley @	39 52
12.17	Sam Houston State	67 97
12.19	Northwestern State	64 84
12.30	Mississippi	54 84
1.4	Texas-Pan American	41 73
1.7	Louisiana-Monroe	55 68
1.12	Prairie View #	66 86
1.16	Stephen F.Austin #	51 60
1.21	Chicago State	61 70
1.24	Jackson State #	61 79
1.31	Southern Miss	50 81
2.2	Texas-Pan American #	56 53
2.6	Stephen F.Austin	62 64
2.8	Prairie View	55 57
2.11	Nicholls State	60 67
2.15	Southern #	72 92
2.18	Nicholls State	66 80
2.20	Northwestern State # (ot)	82 81
2.22	Jackson State	64 73
2.27	Chicago State #	63 70
3.4	Sam Houston State #	68 81

@ Southwest Missouri Tournament

1990-91 Don Wilson (9-19)

Date	SLU	Opp
11.23	Central Florida @	74 84
11.24	Liberty @	72 70
11.26	LSU	68 117
11.28	Mississippi	52 74
12.1	UT Arlington	85 113
12.3	Stephen F.Austin #	67 64
12.5	McNeese State #	67 56
12.7	Texas State *	82 96
12.8	Alcorn State *	88 78

2018-19 SOUTHEASTERN LOUISIANA MEN'S BASKETBALL



ALL-TIME RESULTS

12.17	Stephen FAustin	59	61
1.4	UT Arlington #	72	103
1.5	North Texas #	106	100
1.7	Louisiana-Monroe #	67	73
1.10	Centenary	100	104
1.17	Nicholls State	75	72
1.21	North Texas	81	97
1.23	Oklahoma State	46	88
1.28	Texas State #	72	84
1.31	Northwestern Louisiana	65	66
2.2	Nicholls State #	69	66
2.4	Louisiana-Monroe	67	81
2.6	Centenary #	79	80
2.14	Southern	101	125
2.16	Tulane	71	87
2.18	Northwestern State #	71	56
2.20	Southern #	94	76
2.23	Baylor	45	96
2.28	Southern Miss	60	85

@ Central Florida Tournament
*Texas State Tournament

1991-92 Don Wilson (6-22, 4-10 TAAC)

Date	SLU	Opp	
11.22	Texas Christian *	58	90
11.23	Grambling *	112	74
11.25	McNeese State	87	91
11.29	Montana ^	47	89
11.30	San Francisco ^	79	84
12.2	Louisiana Tech #	75	99
12.6	Baylor @	58	73
12.7	Hofstra @	70	57
12.17	LSU	64	101
12.21	Louisiana Tech	69	92
1.2	Tulsa	70	97
1.8	Mississippi #	82	86
1.11	Centenary #	90	70
1.16	Mercer !	65	81
1.18	Georgia Southern !	75	90
1.23	Florida International #	81	79
1.25	Stetson #	81	85
1.27	Southern #	93	98
1.30	Georgia State !	62	89
2.1	Samford !	67	77
2.8	Centenary !	82	72
2.13	Mercer #	73	83
2.15	Georgia Southern #	72	79
2.20	Florida International !	68	84
2.22	Stetson !	75	80
2.27	Georgia State #	78	77
2.29	Samford #	71	78
3.6	Georgia Southern ++	86	106

* Century Cellnet Classic (Shreveport, La.)
^ KYLT Classic (Missoula, Mont.)
@ Dr. Pepper Invitational (Waco, Texas)
!TAAC
++ TAAC Tourney (Statesboro, Ga.)

1992-93 Norm Picou (12-15, 4-8 TAAC)

Date	SLU	Opp	
12.1	Baptist Christian #	99	63
12.3	LSU	65	92
12.5	Grambling	72	66
12.14	Grambling #	72	69
12.18	East Carolina \$	65	67
12.19	Texas-Pan American\$	87	72
12.30	Louisiana Christian #	98	95
1.4	Southern	88	97
1.6	Texas College #	108	94
1.9	Centenary !	84	87
1.11	Memphis	58	109
1.14	Mercer #	58	73
1.18	Loyola #	98	82
1.21	Florida International !	61	68
1.23	Stetson !	77	83
1.26	Northwestern State #	71	94
1.28	Georgia State #	90	82
1.30	Samford #	56	64

2.3	Southern #	85	91
2.6	Centenary #	76	71
2.8	Mississippi	61	71
2.11	Mercer !	77	98
2.15	Nicholls State	76	75
2.18	Florida International #	67	72
2.20	Stetson #	74	79
2.25	Georgia State !	82	75
2.27	Samford !	66	58

1993-94 Norm Picou (10-17, 7-9 TAAC)

Date	SLU	Opp	
11.30	Baptist Christian #	100	37
12.4	LSU-Shreveport #	72	49
12.11	Mississippi State	55	81
12.14	Nicholls State #	69	86
12.18	Northwestern State	82	89
12.21	LSU	62	96
12.23	Southern	86	115
1.3	Centenary !	70	82
1.8	Florida International !	68	80
1.13	Samford #	61	55
1.15	Georgia State #	69	60
1.20	Mercer !	67	59
1.22	College of Charleston !	59	74
1.27	Stetson #	88	76
1.29	Central Florida #	80	92
1.31	Southern #	102	114
2.3	Florida International !	64	83
2.7	Tulane	67	104
2.10	Georgia State !	88	98
2.12	Samford !	63	62
2.17	College of Charleston #	78	91
2.19	Mercer #	78	56
2.21	Centenary #	79	78
2.23	Grambling	88	75
2.26	Central Florida !	72	84
2.28	Stetson !	71	74
3.3	Stetson %	61	91

!TAAC
%TAAC Tournament (Orlando, Fla.)

1994-95 John Lyles (12-16, 7-9 TAAC)

Date	SLU	Opp	
11.25	at LSU	80	106
11.28	at Mississippi State	67	106
12.1	Baptist Christian	115	59
12.3	Northwestern State	73	77
12.10	Loyola (N.O.)	102	74
12.19	Southern	109	91
12.22	Grambling	87	82
12.29	Southern Miss	62	89
1.2	Centenary *	100	92
1.5	Samford *	79	85
1.7	Georgia State *	96	72
1.9	at Florida International *	83	75
1.14	at Mercer *	102	78
1.16	at Samford *	76	96
1.21	College of Charleston *	73	86
1.23	Campbell *	51	52
1.28	Stetson *	85	90
1.30	at Southern	108	114
2.4	at Central Florida *	91	90
2.6	at Stetson *	71	83
2.9	Mercer *	87	78
2.11	Florida International *	70	66
2.18	at Centenary *	90	95
2.23	at Campbell *	63	68
2.25	at College of Charleston *	65	77
3.2	Central Florida #	81	70
3.3	Florida International # (ot)	64	65

*TAAC
#TAAC Tournament

1995-96 John Lyles (15-12, 11-5 TAAC) TAAC West Division Co-Champs

Date	SLU	Opp	
11.25	at Mississippi State	78	121

11.27	Texas College	110	75
11.30	Nicholls State	89	65
12.2	Baptist Christian	86	73
12.9	at Texas Christian	92	95
12.12	at Northwestern State	75	90
12.16	Jackson State	79	90
12.22	Southern	96	109
12.28	at Grambling	74	68
12.30	at Stephen FAustin	71	91
1.4	Florida International *	91	71
1.6	at Florida Atlantic *	72	69
1.11	at Stetson *	94	79
1.13	at Central Florida *	95	84
1.18	Samford * (2 OT)	76	70
1.20	Jacksonville State *	93	90
1.27	Centenary *	89	77
2.1	at Georgia State * (ot)	81	86
2.3	at Mercer *	78	62
2.5	at Centenary *	90	92
2.8	Georgia State *	91	86
2.10	Mercer *	94	88
2.15	at Jacksonville State *	84	92
2.17	at Samford *	80	91
2.22	College of Charleston *	93	83
2.24	Campbell *	65	69
3.2	Central Florida #	80	83

*TAAC
#TAAC Tournament

1996-97 John Lyles (10-18, 7-9 TAAC)

Date	SLU	Opp	
11.23	Loyola (N.O.)	106	90
11.26	at Mississippi State	63	77
11.30	at Jackson State	53	92
12.5	Arkansas-Monticello	84	78
12.7	at Texas A&M	55	86
12.14	at Southern(ot)	91	98
12.16	Grambling	67	68
12.18	at Nicholls State	91	99
12.21	Northwestern State	87	92
12.28	Stephen FAustin	73	92
1.2	at Florida International *	70	81
1.4	Florida Atlantic *	62	76
1.6	at Centenary *	86	80
1.9	Stetson *	64	62
1.11	Central Florida *(ot)	89	92
1.16	at Samford *	77	76
1.18	at Jacksonville State *	66	68
1.25	Centenary *	86	88
1.30	Georgia State *	74	71
2.1	Mercer *	74	58
2.6	at Georgia State *	77	68
2.8	at Mercer *	84	71
2.13	Jacksonville State *	64	88
2.15	Samford *	53	54
2.20	at College of Charleston *	68	81
2.22	at Campbell *	66	77
2.26	vs. Campbell #	61	55
2.27	at College of Charleston #	63	93

*TAAC
#TAAC Tournament (Charleston, S.C.)

1997-98 John Lyles (6-20, 2-14 SLC)

Date	SLU	Opp	
11.19	at Centenary	85	74
11.22	Texas College	129	97
11.25	at Alcorn State	110	114
11.29	at Tulane	73	104
12.3	Loyola (N.O.)	92	53
12.6	Southern	108	107
12.13	at New Mexico State	79	82
12.15	at UTEP	64	78
12.18	Alcorn State	80	91
12.30	at Grambling(ot)	92	101
1.3	at Sam Houston State *	62	86
1.5	at McNeese State *	83	85
1.10	at Nicholls State *	81	95
1.15	UT Arlington *	57	70
1.17	Texas State *	78	90
1.22	at UT Arlington *	60	89
1.24	Stephen FAustin *	75	87
1.29	Northwestern State *	67	77

1.31	Louisiana-Monroe *	69	80
2.5	at UTSA *	78	85
2.7	at Texas State *	74	86
2.14	Nicholls State *	71	88
2.19	Sam Houston State *	73	70
2.21	McNeese State *	80	89
2.26	at Northwestern State *	68	80
2.28	at Louisiana-Monroe *	77	72

1998-99 John Lyles (6-20, 3-15 SLC)

Date	SLU	Opp	
11.13	at Auburn	60	114
11.17	Grambling	77	68
11.21	Louisiana College	97	77
12.2	Centenary	62	69
12.5	at Southern	59	90
12.12	at Mississippi State	60	97
12.16	at Arkansas	57	95
12.23	Texas College	81	64
12.28	McNeese State *(ot)	90	84
12.30	Lamar *	75	87
1.2	at Stephen FAustin *	66	87
1.4	at UT Arlington *	60	96
1.14	Texas State *	66	77
1.16	UTSA *	87	97
1.21	at Louisiana-Monroe *	69	79
1.23	at Nicholls State *	65	69
1.28	at Lamar *	64	85
1.30	Stephen FAustin *	83	72
2.1	at Northwestern State *	79	81
2.6	Sam Houston State *	89	77
2.11	at UTSA *	59	83
2.13	at Texas State *	51	65
2.17	at McNeese State *	68	99
2.20	Nicholls State *	55	91
2.25	Northwestern State *	69	72
2.27	Louisiana-Monroe *	77	83

*SLC

1999-2000 Billy Kennedy (10-17, 5-13 SLC)

Date	SLU	Opp	
11.20	Southern	71	70
11.22	at LSU	36	75
11.29	Florida A&M	61	50
12.1	at Mississippi State	56	70
12.4	Louisiana College	72	63
12.11	at Troy	62	61
12.15	at Ole Miss	46	77
12.18	at SMU	43	74
12.30	Stephen FAustin *	52	55
1.3	Loyola (N.O.)	66	42
1.6	at UTSA *	90	86
1.8	at Texas State *	56	67
1.13	UT Arlington *	64	70
1.15	Sam Houston State *	73	66
1.20	at Lamar *	55	61
1.22	at McNeese State *	66	67
1.27	at Northwestern State *	44	64
1.29	Louisiana-Monroe *	55	69
2.5	at Stephen FAustin *	70	64
2.10	Texas State *	5	



2018-19 SOUTHEASTERN LOUISIANA MEN'S BASKETBALL

ALL-TIME RESULTS

12.18	at Mississippi State	58	78
12.21	at Southern	66	63
12.28	at UT Arlington*	55	61
12.30	at Stephen F.Austin*	62	66
1.2	at Alabama	63	92
1.6	Texas State*	53	55
1.8	UTSA*	54	45
1.13	at Nicholls State*	64	55
1.15	at McNeese State*	56	80
1.20	at Sam Houston State*	59	56
1.22	at Lamar*	46	74
1.25	McNeese State*	46	84
1.29	Northwestern State*	63	71
2.3	UT Arlington*	52	54
2.5	Stephen F.Austin*	42	45
2.10	at Northwestern State*	58	60
2.12	at Louisiana-Monroe*	56	77
2.17	Lamar*	53	42
2.19	Sam Houston State*	52	56
2.24	Nicholls State*	54	64
3.1	at Texas State*	67	71
3.3	at UTSA*	66	74

* SLC
Hawaii Tournament

2001-02 Billy Kennedy (7-20, 6-14 SLC)

Date		SLU	Opp
11.16	Louisiana College	89	56
11.24	at Memphis	46	65
11.28	at South Alabama	43	71
12.5	at Texas A&M (ot)	54	55
12.8	New Orleans	47	58
12.17	Stephen F.Austin*	42	55
12.20	UT Arlington*	60	69
12.22	at McNeese State*	63	68
12.28	vs. Dartmouth #	59	62
12.29	vs. St. Mary's (Calif) #	49	68
1.3	at UTSA*	54	75
1.5	at Texas State*	60	55
1.10	Louisiana-Monroe*	54	64
1.12	Northwestern State*	63	72
1.17	at Sam Houston State*	71	70
1.19	at Lamar*	63	59
1.24	Nicholls State*	56	40
1.26	McNeese State*	58	60
1.31	at UT Arlington*	66	73
2.2	at Stephen F.Austin*	65	61
2.7	Sam Houston State*	70	69
2.9	Lamar*	51	55
2.14	at Louisiana-Monroe*	57	66
2.16	at Northwestern State*	52	62
2.21	Texas State*	62	64
2.23	UTSA*	50	64
2.28	at Nicholls State*	39	61

* - Southland Conference game
- Comcast Invitational (Albuquerque, N.M.)

2002-03 Billy Kennedy (11-16, 9-11 SLC)

Date		SLU	Opp
11.22	at Vanderbilt	58	80
11.25	Troy State	81	87
12.2	at Auburn	47	77
12.4	Belhaven	88	45
12.7	at New Orleans	69	77
12.14	at Pittsburgh	55	89
12.18	Loyola	83	56
12.28	at Nicholls State*	68	60
12.30	Northwestern State*	51	49
1.2	at Sam Houston State*	65	74
1.4	at Lamar*	55	63
1.9	UT Arlington*	50	65
1.11	Stephen F.Austin*	55	58
1.16	at Northwestern State*	59	65
1.18	at Louisiana-Monroe*	67	74
1.25	Nicholls State*	58	54
1.30	Texas-San Antonio*	72	53
2.11	Texas State* (ot)	82	77
2.6	Sam Houston State*	69	74
2.8	Lamar*	67	57
2.13	at UT Arlington*	68	73
2.15	at Stephen F.Austin*	51	67
2.20	Louisiana-Monroe*	58	70

2.22	McNeese State*	74	67
3.1	at McNeese State* (ot)	81	78
3.5	at UTSA*	69	80
3.7	at Texas State*	75	70

2003-04 Billy Kennedy (20-9, 11-5 SLC) Southland Conference Champs

Date		SLU	Opp
11.22	Wiley College	73	56
11.25	at Alabama	76	83
11.29	at Ole Miss	48	52
12.2	Belhaven	83	67
12.6	Southern	76	71
12.13	at Southern	81	63
12.20	at Tulane	66	63
12.29	vs. Western Carolina # (ot)	71	72
12.30	vs. Morgan State #	75	61
1.3	Loyola	72	56
1.6	Arkansas Baptist	78	49
1.10	at Louisiana-Monroe*(ot)	72	70
1.15	UTSA*	78	68
1.17	at Stephen F.Austin*	43	61
1.21	at Lamar*	65	53
1.24	Sam Houston State*	80	77
1.28	McNeese State*	83	72
2.5	at Texas State*	64	63
2.7	at UT Arlington*	64	69
1.31	Stephen F.Austin*	74	72
2.12	at Sam Houston State*	64	69
2.14	Nicholls State*	80	70
2.18	Northwestern State*	85	78
2.21	Lamar*	89	72
2.26	Louisiana-Monroe*	81	67
3.3	at McNeese State*	68	71
3.5	at UTSA*	86	106
3.8	Northwestern State \$	72	64
3.13	UTSA \$	85	87

* - Southland Conference game
- Holiday Stores/Big R Classic (Bozeman, Mont.)
\$ - Southland Conference Tournament

2004-05 Billy Kennedy (24-9, 13-3 SLC) Southland Conference Champs NCAA Championships

Date		SLU	Opp
11.19	vs. Henders State #	73	59
11.20	vs. Idaho #	63	54
11.21	at Boise State #	56	48
11.24	at Southern Miss	62	65
11.30	LSU-Shreveport	80	53
12.3	vs. Arkansas-Little Rock ^	48	58
12.4	vs. Youngstown State ^	77	55
12.11	at Southern	65	67
12.15	Wiley College	82	51
12.18	at Houston	61	68
12.22	Loyola (N.O.)	62	35
12.31	at Ole Miss	48	64
1.3	Arkansas Baptist	83	61
1.5	Lamar*	60	56
1.8	UT Arlington*	57	41
1.11	Sam Houston State*	56	54
1.15	at Northwestern State*	63	65
1.19	at Lamar*	66	60
1.27	Texas State*	51	39
1.29	at UTSA*	63	54
2.2	at Nicholls State*	60	49
2.5	Stephen F.Austin*	54	33
2.10	at Louisiana-Monroe*	70	57
2.12	McNeese State*	69	71
2.17	Texas-San Antonio*	69	66
2.19	at Stephen F.Austin*	52	41
2.26	Louisiana-Monroe*	64	62
3.2	at McNeese State*	68	76
3.5	at Sam Houston State*	58	55
3.8	Texas State %	75	58
3.10	Sam Houston State %	71	62
3.13	at Northwestern State %	49	42
3.18	vs. Oklahoma State +	50	63

* - Southland Conference game
- Boise State Invitational (Boise, Idaho)
^ - SMS Price Cutter Classic (Springfield, Mo.)
% - Southland Conference Tournament
+ - NCAA Championships (Oklahoma City, Okla.)

2005-06 Jim Yarbrough (0-12, 0-6 SLC) †

Date		SLU	Opp
11.19	Texas Wesleyan	69	76
11.25	Troy	71	68
11.28	at Mississippi State	57	46
12.1	Spring Hill College	79	65
12.5	Southern	65	62
12.8	Belhaven	76	70
12.14	at Auburn	51	66
12.17	at St. Mary's (Calif) #	55	66
12.18	vs. UC Davis # (ot)	64	69
12.21	at Ole Miss	62	68
12.31	Arkansas Baptist	83	53
1.5	UTSA*	72	68
1.7	Stephen F.Austin*	75	73
1.11	at Northwestern State*	60	70
1.14	at Nicholls State*	66	73
1.19	at UT Arlington*	63	71
1.21	Northwestern State*	58	60
1.25	Sam Houston State*	64	68
1.28	Nicholls State*	84	76
2.2	at Texas State*	68	60
2.4	at UTSA*	95	82
2.9	at Sam Houston State*(ot)	62	66
2.13	Texas State*	66	46
2.16	Louisiana-Monroe*	42	40
2.25	UT Arlington*	71	62
3.1	at McNeese State*	82	71
3.3	at Lamar*	89	79
3.7	Lamar \$	65	68

* - Southland Conference game
- Shamrock Office Solutions Classic (Moraga, Calif.)
\$ - Southland Conference Tournament
† - 16 overall wins later vacated due to NCAA sanctions.
Actual on-court record was 16-12 overall, 10-6 SLC.

2006-07 Jim Yarbrough (0-14, 0-8 SLC) †

Date		SLU	Opp
11.10	vs. Cal Poly #	76	69
11.11	at Oregon State #	65	63
11.12	vs. Portland #	63	55
11.18	William Carey	73	50
11.25	at Troy	84	86
11.28	Jackson State	73	81
12.1	vs. San Francisco ^	56	71
12.2	vs. Chicago State ^	59	44
12.10	at Florida State	62	88
12.13	at Southern	70	59
12.16	at Penn State	69	66
12.20	Millsaps	90	67
12.30	at Minnesota	61	63
1.4	Sam Houston State*	45	69
1.6	at Stephen F.Austin*	49	66
1.11	Texas State*	78	70
1.13	UT Arlington*	73	69
1.20	Nicholls State*	75	69
1.6.1.25	at Central Arkansas*	74	66
1.6.1.27	at Northwestern State*	91	96
2.1	McNeese State* (ot)	69	64
2.3	Lamar*	73	64
2.8	at UTSA*	64	57
2.10	at A&M-Corpus Christi*	74	80
2.17	at Nicholls State*	72	74
2.22	Central Arkansas*	66	63
2.24	Northwestern State*	65	71
3.1	at McNeese State*	45	63
3.3	at Lamar*	64	83
3.8	vs. A&M-Corpus Christi %	72	80

* - Southland Conference game
- Oregon Rain Invitational (Corvallis, Ore.)
^ - Lou Henson Classic (Las Cruces, N.M.)
% - SLC Tournament (Houston, Texas)
† - 16 overall wins later vacated due to NCAA sanctions.
Actual on-court record was 16-14 overall, 8-8 SLC.

2007-08 Jim Yarbrough (0-13, 0-7 SLC) †

Date		SLU	Opp
11.9	Alcorn State	72	54
11.12	at LSU	62	72
11.16	Dallas Christian	128	42

11.20	Southern	58	46
11.25	Millsaps College	73	55
11.27	at Jackson State	61	49
12.1	at Alabama (ot)	61	63
12.8	at Mississippi State	59	84
12.14	Dillard	95	53
12.17	Lipscomb	66	61
12.19	at UTEP	67	76
12.29	at Iowa	50	57
1.2	Southern-New Orleans	57	44
1.9	at Sam Houston State*	61	58
1.12	Stephen F.Austin*	45	48
1.17	at Texas State*	84	83
1.19	at UT Arlington*	67	73
1.26	at Nicholls State*	80	66
1.31	Central Arkansas*	70	62
2.2	Northwestern State*	55	60
2.6	McNeese State*	80	61
2.9	at Lamar*	74	88
2.14	UTSA*	57	61
2.16	Texas A&M-Corpus Christi*	56	62
2.23	Nicholls State*	54	52
2.28	at Central Arkansas*	60	63
3.1	at Northwestern State*	75	72
3.5	at McNeese State*	69	63
3.8	Lamar*	83	73
3.13	vs. Northwestern State %	51	71

* - Southland Conference game
% - SLC Tournament (Katy, Texas)
† - 17 overall wins later vacated due to NCAA sanctions.
Actual on-court record was 17-13 overall, 9-7 SLC.

2008-09 Jim Yarbrough (0-17, 0-9 SLC) †

Date		SLU	Opp
11.14	at Arkansas (ot)	87	91
11.17	Miles College	95	69
11.20	at Lipscomb	58	70
11.25	at Texas Tech	63	74
11.29	Dillard	99	59
12.2	at Southern	84	75
12.6	Southern-New Orleans	108	51
12.13	at Florida Atlantic	58	72
12.16	Millsaps College	85	56
12.20	Jackson State	70	51
12.23	at Minnesota	71	80
12.31	at Auburn	65	77
1.3	at LSU	61	90
1.10	at Lamar*	65	76
1.14	Northwestern State*	84	59
1.17	at Sam Houston State*	62	73
1.21	McNeese State*	52	49
1.24	Stephen F.Austin*	49	60
1.28	at Central Arkansas*	75	64
1.31	Nicholls State*	65	68
2.4	at Texas State*	82	84
2.7	UTSA*	61	66
2.14	at Nicholls State*	50	52
2.18	UT Arlington*	66	70
2.21	at Stephen F.Austin*	38	45
2.25	A&M-Corpus Christi*	70	68
2.28	Central Arkansas*	98	61
3.4	at McNeese State*	71	61
3.7	at Northwestern State*	79	69
3.12	vs. Stephen F.Austin %	56	67

* - Southland Conference game
% - SLC Tournament (Katy, Texas)
† - 13 overall wins later vacated due to NCAA sanctions.
Actual on-court record was 13-17 overall, 7-9 SLC.

2009-10 Jim Yarbrough (1-12, 0-6 SLC) †

Date		SLU	Opp
11.13	University of Science and Arts	99	50
11.16	Florida Atlantic	90	77
11.19	at Mississippi State	67	82
11.24	Jacksonville State	77	73
11.28	Millsaps College	81	49
12.1	Spring Hill College	83	57
12.5	at Jackson State	77	55
12.14	at LSU	60	77
12.16	Southern	94	48
12.19	vs. Texas Southern ^	65	71
12.22	at North Texas	61	71
1.2	William Carey	74	68

2018-19 SOUTHEASTERN LOUISIANA MEN'S BASKETBALL



ALL-TIME RESULTS

1.5	at Nebraska	59	77
1.9	Lamar *	78	56
1.13	at Northwestern State *	70	64
1.16	Sam Houston State *	79	84
1.20	at McNeese State *	67	71
1.23	at Stephen F.Austin *	51	62
1.27	Central Arkansas *	60	53
1.30	at Nicholls State *	76	63
2.3	Texas State *	75	66
2.6	at UTSA *	57	64
2.13	Nicholls State *	76	63
2.17	at UT Arlington *	73	85
2.20	Stephen F.Austin *	66	56
2.24	at Texas A&M-Corpus Christi *	57	68
2.27	at Central Arkansas * (ot)	65	60
3.3	McNeese State *	60	59
3.6	Northwestern State *	86	77
3.10	vs. Texas State # (ot)	79	78
3.11	vs. Sam Houston State #	85	88

* - Southland Conference game
 ^ - Robert Hughes Classic (Fort Worth, Texas)
 # - SLCTournament (Katy, Texas)
 † - 18 overall wins later vacated due to NCAA sanctions.
 Actual on-court record was 19-12 overall, 10-6 SLC.

2010-11 Jim Yarbrough (15-14, 9-7 SLC)

Date		SLU	Opp
11.12	Millsaps College	91	45
11.17	at UNLV	56	92
11.22	at Jacksonville State	74	66
11.27	Loyola (N.O.)	99	69
12.1	Dillard	111	67
12.4	at UCF	49	74
12.11	at Southern	85	77
12.15	at Alabama	38	59
12.18	at Vanderbilt	52	85
12.29	vs. Savannah State ^	65	74
12.30	vs. Mississippi Valley State ^	76	60
1.2	at Ole Miss	59	68
1.8	Stephen F.Austin *	64	54
1.15	at Texas A&M-Corpus Christi *	59	62
1.19	McNeese State *	80	77
1.22	at Nicholls State *	52	66
1.26	at Central Arkansas *	59	62
1.29	Northwestern State *	93	84
2.2	at Lamar *	89	87
2.5	at Sam Houston State *	65	75
2.9	UTSA *	79	73
2.12	at Northwestern State *	76	68
2.16	Lamar *	52	57
2.19	UT Arlington * (ot)	66	68
2.23	at Texas State *	69	82
2.26	Central Arkansas *	74	63
3.2	at McNeese State *	81	74
3.5	Nicholls State *	50	43
3.9	vs. Texas State #	68	72

* - Southland Conference game
 ^ - USM Hardwood Holiday Classic (Hattiesburg, Miss.)
 # - SLCTournament (Katy, Texas)

2011-12 Jim Yarbrough (12-17, 5-11 SLC)

Date		SLU	Opp
11.13	at Tulsa	52	67
11.15	Spring Hill College	71	44
11.19	Louisiana-Monroe	63	60
11.21	Blue Mountain College	69	50
11.26	at Western Kentucky	67	72
11.30	Louisiana Tech (ot)	72	69
12.3	at Southeast Missouri (ot)	61	63
12.12	Southern (ot)	65	61
12.17	at Arkansas	55	62
12.21	at South Carolina	43	62
12.30	at Texas Tech	54	62
1.4	at UT Arlington *	46	85
1.7	at Stephen F.Austin *	36	63
1.10	Champion Baptist	99	59
1.14	Texas A&M-Corpus Christi *	67	55
1.18	at McNeese State *	47	61
1.21	Nicholls State *	53	55
1.25	Central Arkansas * (ot)	75	71
1.28	at Northwestern State *	38	55
2.1	Lamar *	59	83

2.4	Sam Houston State *	55	57
2.8	at UTSA *	51	59
2.11	Northwestern State *	66	61
2.15	at Lamar *	54	70
2.18	UT Martin #	64	48
2.22	Texas State *	61	62
2.25	at Central Arkansas *	63	64
2.29	McNeese State *	64	57
3.3	at Nicholls State *	68	58

* - Southland Conference game
 # - Sears Bracketbusters

2012-13 Jim Yarbrough (13-18, 10-8 SLC)

Date		SLU	Opp
11.11	at Wisconsin	47	87
11.13	at Marquette	53	64
11.15	at New Mexico State	56	81
11.20	Louisiana College	91	49
11.28	at Louisiana Tech	62	99
12.1	Southeast Missouri	58	61
12.10	at Louisiana-Monroe	61	68
12.16	at North Texas	40	45
12.19	at Florida	43	82
12.29	Spring Hill College	71	61
1.3	Oral Roberts *	72	86
1.5	Central Arkansas *	72	68
1.7	at Lamar *	67	63
1.12	Nicholls State *	70	65
1.17	at Stephen F.Austin *	40	52
1.19	at Northwestern State *	68	103
1.24	Sam Houston State *	69	65
1.26	A&M-Corpus Christi *	67	53
1.31	at Central Arkansas *	70	69
2.2	at Oral Roberts *	59	65
2.9	at Nicholls State *	73	62
2.14	Northwestern State *	76	79
2.16	Stephen F. Austin *	54	50
2.19	at McNeese State *	58	65
2.23	at Winthrop #	52	66
2.28	at A&M-Corpus Christi *	64	78
3.2	at Sam Houston State *	45	54
3.7	McNeese State *	79	68
3.9	Lamar *	86	72
3.14	vs McNeese State ^	85	65
3.15	vs Stephen F.Austin ^	57	68

* - Southland Conference game
 # - Ramada Worldwide Bracketbusters
 ^ - Southland Conference Tournament (Katy, Texas)

2013-14 Jim Yarbrough (12-18, 7-11 SLC)

Date		SLU	Opp
11.8	at Missouri	53	89
11.12	at Rice	63	62
11.14	Champion Baptist	108	54
11.22	at LSU	66	89
11.26	Western Illinois	62	52
11.30	at North Texas	61	75
12.3	at Arkansas	65	111
12.7	Southeast Missouri	73	74
12.13	vs Mississippi State #	62	68
12.21	at UT Martin	80	76
12.30	Spring Hill	75	65
1.2	at McNeese State *	60	69
1.4	at Nicholls State *	61	64
1.9	Incarnate Word *	76	72
1.11	Abilene Christian * (Zot)	85	77
1.16	Sam Houston State *	78	85
1.18	Lamar *	91	65
1.23	at A&M-Corpus Christi *	71	74
1.25	at Houston Baptist *	60	52
1.30	New Orleans *	85	90
2.6	at Central Arkansas *	71	85
2.8	at Oral Roberts *	54	71
2.13	McNeese State *	62	53
2.15	Nicholls State *	71	66
2.20	at New Orleans *	58	67
2.27	Northwestern State *	83	88
3.1	Stephen F.Austin *	62	75
3.6	at Sam Houston State *	54	71
3.8	at Lamar *	71	62
3.12	vs. Nicholls State ^	64	71

* - Southland Conference game

- BancorpSouth Arena (Tupelo, Miss.)
 ^ - Southland Conference Tournament (Katy, Texas)

2014-15 Jay Ladner (9-23, 6-12 SLC)

Date		SLU	Opp
11.14	at Oklahoma State	55	83
11.16	at #19 Oklahoma	53	78
11.22	at Western Illinois	57	60
11.24	at Tennessee Tech	62	81
11.26	Tennessee Tech	86	68
11.28	at Tulane	61	71
11.30	vs Langston #	92	80
12.2	at #9 Gonzaga	57	76
12.6	at Southeast Missouri	59	63
12.16	at UTEP	62	80
12.19	Winthrop	81	71
12.22	at UCF	65	70
12.23	at USF	63	78
1.5	at Stephen F.Austin *	66	81
1.10	Houston Baptist *	87	67
1.12	Sam Houston State *	59	72
1.17	at Incarnate Word * (Zot)	108	98
1.19	at Lamar *	50	57
1.26	A&M-Corpus Christi *	61	70
1.31	Northwestern State *	73	88
2.2	McNeese State *	60	73
2.7	at Abilene Christian *	65	52
2.10	Central Arkansas *	83	58
2.14	at Nicholls *	65	59
2.16	at McNeese State *	69	74
2.21	Abilene Christian *	55	54
2.23	New Orleans *	73	74
2.28	at Central Arkansas *	72	74
3.2	at Northwestern State *	79	92
3.5	at New Orleans *	79	85
3.7	Nicholls *	69	75
3.11	vs McNeese State ^ (ot)	60	62

* - Southland Conference game
 # - Devlin Fieldhouse (New Orleans, La.)
 ^ - Southland Conference Tournament (Katy, Texas)

2015-16 Jay Ladner (12-21, 9-9 SLC)

Date		SLU	Opp
11.13	at TCU	77	90
11.16	at Texas A&M	58	100
11.18	Mississippi College	76	69
11.22	at Nebraska #	65	92
11.24	at Cincinnati #	49	64
11.27	vs Gardner-Webb %	68	77
11.28	vs Arkansas-Pine Bluff %	60	62
12.1	Loyola (N.O.)	101	65
12.4	Southern	73	121
12.13	at Florida State	58	75
12.15	at Florida A&M	64	67
12.21	at Georgia Tech	62	75
12.30	at Jackson State	66	89
1.4	Stephen F.Austin *	69	89
1.9	at Houston Baptist *	58	77
1.11	at Sam Houston State *	63	70
1.16	Incarnate Word *	71	75
1.18	Lamar *	98	70
1.26	at A&M-Corpus Christi *	63	73
1.30	at Northwestern State *	76	91
2.1	McNeese *	82	80
2.6	Abilene Christian *	81	60
2.9	at Central Arkansas *	72	88
2.13	Nicholls *	69	61
2.15	at McNeese * (OT)	79	76
2.21	at Abilene Christian *	80	91
2.24	New Orleans *	93	81
2.27	Central Arkansas *	75	56
2.29	Northwestern State *	84	82
3.3	at New Orleans *	61	60
3.5	at Nicholls *	45	64
3.9	vs New Orleans ^	84	74
3.10	vs Houston Baptist ^	68	73

* - Southland Conference game
 # - Barclay's Center Classic
 % - Barclay's Center Classic (West Point, N.Y.)
 ^ - Southland Conference Tournament (Katy, Texas)

2016-17 Jay Ladner (16-16, 9-9 SLC)

Date		SLU	Opp
11.11	Millsaps	85	39
11.14	at Tulane	76	93
11.16	James State	84	71
11.21	Xavier (La.)	89	72
11.23	at UTEP	72	56
11.25	at Colorado State	59	67
11.27	at California	55	67
11.30	Maryland-Eastern Shore	85	75
12.3	at Louisiana Tech	59	88
12.12	Florida A&M	108	69
12.17	at Toledo	56	78
12.20	at North Texas	65	71
12.28	at Southern	64	53
12.31	Abilene Christian*	75	53
1.2	Incarnate Word*	74	63
1.5	at Houston Baptist*	74	81
1.7	at Lamar*	54	74
1.12	at Abilene Christian*	56	50
1.15	McNeese*	79	75
1.21	Houston Baptist*	83	71
1.25	Northwestern State*	71	85
1.28	at Sam Houston State*	69	71
2.1	Nicholls*	72	44
2.4	at Central Arkansas*	66	68
2.8	at Texas A&M-Corpus Christi*	75	80
2.11	New Orleans*	52	60
2.16	at Northwestern State*	73	66
2.18	Stephen F.Austin*	52	60
2.22	Central Arkansas*	87	70
2.25	at Nicholls*	71	77
3.2	at New Orleans*	63	58
3.8	vs Lamar^	65	77

* - Southland Conference game
 ^ - Southland Conference Tournament (Katy, Texas)

2017-18 Jay Ladner (22-12, 15-3SLC)

Date		SLU	Opp
11/10	Centenary	99	67
11/13	at Tulane	66	89
11/16	at UL-Monroe	75	86
11/19	at Valparaiso @	50	83
11/21	at Kent State @	70	66
11/24	at Samford @	77	71
11/25	at Mississippi Valley State @	73	59
11/28	Loyola-New Orleans	80	53
12/12	at Central Florida	53	61
12/14	Southern-New Orleans	106	77
12/16	Grambling State	67	68
12/19	at Louisiana-Lafayette	74	82
12/21	at Notre Dame	50	86
12/28	Stephen F.Austin *	73	62
12/31	at Central Arkansas *	73	69
1/6	at Abilene Christian *	72	70
1/10	at Lamar *	63	58
1/13	McNeese *	62	71
1/17	Houston Baptist *	85	69
1/20	Northwestern State *	85	58
1/24	at Sam Houston State	65	75
1/27	at Nicholls	67	63
1/31	A&M-Corpus Christi *	54	67
2/3	Central Arkansas *	89	84
2/7	at Incarnate Word *	86	68
2/10	at McNeese *	74	67
2/14	New Orleans *	71	64
2/17	Abilene Christian *	68	54
2/24	at Northwestern State*	86	62
3/28	at New Orleans *	68	64
3/8	Nicholls * !	69	57
3/9	Sam Houston State ^	89	79
3/10	Stephen F.Austin ^	55	59
3/13	at St. Mary's (CA) #	45	89

@ - Savannah Invitational
 * - Southland Conference game
 ! - Clinched Southland Conference Title
 ^ - Southland Conference Tournament (Katy, Texas)
 # - National Invitational Tournament Game



2018-19 SOUTHEASTERN LOUISIANA MEN'S BASKETBALL

ALL-TIME SERIES RECORDS

Opponent	First	Last	W-L	Opponent	First	Last	W-L
Abilene Christian	2013-14	2017-18	8-1	Idaho	2004-05	2004-05	1-0
Alabama	2000-01	2010-11	0-4	Illinois State	1968-69	1968-69	0-1
Alcorn State	1974-75	2007-08	2-4	Illinois Wesleyan	1961-62	1975-76	2-3
Appalachian State	1969-70	1969-70	1-0	Incamate Word	2013-14	2017-18	4-1
Arkansas	1984-85	2013-14	0-5	Indiana-Purdue	1976-77	1977-78	2-0
Arkansas Baptist	2003-04	2005-06	3-0	Indiana State	1951-52	1953-54	1-1
Arkansas-Little Rock	1980-81	2004-05	5-11	Indiana Tech	1975-76	1979-80	3-0
Arkansas-Monticello	1996-97	1996-97	1-0	Iowa	2007-08	2007-08	0-1
Arkansas-Pine Bluff	2015-16	2015-16	0-1	Jackson State	1982-83	2016-17	8-10
Arkansas State	1949-50	1949-50	0-1	Jacksonville State	1972-73	2010-11	11-6
Auburn	1998-99	2008-09	0-4	Kentucky Wesleyan	1951-52	1961-62	0-5
Austin College	1966-67	1966-67	1-0	Kent State	2017-18	2017-18	1-0
Baker College	1979-80	1979-80	1-0	Lamar	1958-59	2017-18	22-25
Baptist Christian	1969-70	1995-96	7-0	Langston	2014-15	2014-15	1-0
Baptist (S.C.) College	1981-82	1982-83	1-1	Liberty	1990-91	1990-91	0-1
Baylor	1990-91	1991-92	0-2	Lipscomb	2007-08	2008-09	1-1
Belhaven	1964-65	2005-06	6-1	Louisiana Christian	1992-93	1992-93	1-0
Blue Mountain (Miss.) College	2011-12	2011-12	1-0	Louisiana College	1947-48	2012-13	37-13
Boise State	2004-05	2004-05	1-0	Louisiana-Lafayette	1947-48	2017-18	20-32
Brigham Young-Hawaii	1987-88	1987-88	1-0	Louisiana-Monroe	1952-53	2017-18	30-62
California	2016-17	2016-17	0-1	LSU	1966-67	2013-14	1-11
Cal Poly	2006-07	2006-07	1-0	LSU-Shreveport	1993-94	2004-05	2-0
Cal State-Bakersfield	1986-87	1986-87	0-1	Louisiana Tech	1947-48	2016-17	18-37
Cameron State	1982-83	1982-83	1-0	Loyola (N.O.)	1947-48	2017-18	18-9
Campbell	1994-95	1996-97	1-4	Marquette	2012-13	2012-13	0-1
Cape Girardeau State	1953-54	1953-54	0-1	Maryland-Eastern Shore	2016-17	2016-17	1-0
Centenary	1947-48	2017-18	20-24	Marymount College	1986-87	1986-87	1-0
Central Arkansas	2006-07	2017-18	16-7	McMurray College	1959-60	1960-61	1-1
Central Florida	1990-91	2017-18	3-8	McNeese State	1951-52	2017-18	46-64
Central Missouri	1950-51	1950-51	0-1	Memphis	1992-93	2001-02	0-2
Champion Baptist (Ark.) College	2011-12	2013-14	2-0	Mercer	1980-81	1996-97	8-5
Chicago State	1984-85	2006-07	2-2	Miles College	2008-09	2008-09	1-0
Christian Brothers	1956-57	1960-61	1-3	Millsaps College	1961-62	2016-17	14-0
Cincinnati	2015-16	2015-16	0-1	Minnesota	2006-07	2008-09	0-2
Coastal Carolina	1987-88	1987-88	0-1	Mississippi	1956-57	2010-11	0-17
College of Charleston	1993-94	1996-97	1-6	Mississippi College	1947-48	2015-16	25-13
College of Ozarks	1982-83	1982-83	1-0	Mississippi State	1957-58	2013-14	1-18
College of Puget Sound	1949-50	1949-50	0-1	Mississippi Valley	1984-85	2017-18	3-2
Colorado State	2016-17	2016-17	0-1	Missouri	2013-14	2013-14	0-1
Concordia (Tex.) College	1986-87	1987-88	2-0	Missouri-St. Louis	1976-77	1981-82	2-0
Concordia Seminary	1953-54	1953-54	0-1	Missouri Valley	1953-54	1981-82	3-1
Culver Stockton College	1953-54	1961-62	3-0	Montana	1991-92	2000-01	0-2
Dallas Christian	2007-08	2007-08	1-0	Morgan State	2003-04	2003-04	1-0
Dartmouth	2001-02	2001-02	0-1	Murray State	1950-51	1983-84	1-5
Delaware State	1986-87	1986-87	1-0	Nebraska	2009-10	2015-16	0-2
Delta State	1948-49	1978-79	14-18	Newberry College	1959-60	1959-60	1-0
Dillard	2000-01	2009-10	4-0	New Mexico State	1997-98	2012-13	0-2
Drury College	1974-75	1974-75	1-0	New Orleans	1973-74	2017-18	6-12
Elmhurst College	1973-74	1973-74	1-0	Nicholls State	1959-60	2017-18	56-45
East Carolina	1992-93	1992-93	0-1	North Alabama	1971-72	1978-79	4-8
East Texas State	1972-73	1972-73	1-0	North Park College	1981-82	1983-84	2-0
East Texas Baptist	1948-49	1974-75	4-1	North Texas	1978-79	2016-17	1-7
Eastern Kentucky	1987-88	1987-88	0-1	Northern Arizona	1988-89	1988-89	0-1
Eastern New Mexico	1952-53	1957-58	3-0	Northern Illinois	1986-87	1986-87	0-1
Elon	2000-01	2000-01	0-1	Northern Iowa	1979-80	1980-81	1-1
Florida	2012-13	2012-13	0-1	Northland College	1974-75	1974-75	1-0
Florida A&M	1985-86	2016-17	5-1	Northwestern State	1947-48	2017-18	51-85
Florida Atlantic	1995-96	2009-10	2-2	Notre Dame	2017-18	2017-18	0-1
Florida International	1983-84	1996-97	5-7	Oklahoma	1985-86	2014-15	0-2
Florida State	2006-07	2015-16	0-2	Oklahoma City College	1980-81	1980-81	0-1
Florida Southern	1969-70	1971-72	0-3	Oklahoma State	1983-84	2014-15	0-4
Florida Tech	1967-68	1967-68	1-0	Oral Roberts	2012-13	2013-14	0-3
Fordham	1986-87	1986-87	0-1	Oregon State	2006-07	2006-07	1-0
Frederick College	1964-65	1964-65	1-0	Penn State	2006-07	2006-07	1-0
Gardner-Webb	2015-16	2015-16	0-1	Pikeville College	1974-75	1975-76	1-1
Georgetown (Ky.)	1953-54	1953-54	1-0	Pittsburgh	2002-03	2002-03	0-1
Georgia Southern	1980-81	1991-92	1-3	Portland	2006-07	2006-07	1-0
Georgia State	1982-83	1996-97	11-4	Prairie View A&M	1987-88	1988-89	1-3
Georgia Tech	2015-16	2015-16	0-1	Purdue	1979-80	1979-80	0-1
Gonzaga	2014-15	2014-15	0-1	Rice	1984-85	2013-14	2-2
Grambling State	1991-92	2017-18	7-3	Rio Grande College	1953-54	1953-54	1-0
Hardin Simmons	1980-81	1980-81	1-1	Rollins College	1969-70	1971-72	1-2
Hawaii	2000-01	2000-01	0-1	Roosevelt College	1983-84	1983-84	1-0
Hawaii-Pacific	1986-87	1986-87	0-1	St. Leo College	1969-70	1970-71	1-1
Henderson State	1960-61	2004-05	3-1	St. Louis	1986-87	1986-87	0-1
Hill College	1963-64	1963-64	0-1	St. Mary's (Calif.)	2001-02	2017-18	0-3
Hofstra	1991-92	1991-92	1-0	Samford	1983-84	2017-18	6-9
Houston	2004-05	2004-05	0-1	Sam Houston State	1973-74	2017-18	16-30
Houston Baptist	1980-81	2017-18	6-5	San Diego	1978-79	1981-82	1-1
				San Francisco	1991-92	2006-07	0-2
				Savannah State	2010-11	2010-11	0-1
				Opponent	First	Last	W-L
				Science and Arts (Okla.)	2009-10	2009-10	1-0
				South Alabama	2001-02	2001-02	0-1
				South Carolina	2011-12	2011-12	0-1
				South Florida	2014-15	2014-15	0-1
				Southern Arkansas	1954-55	1954-55	1-0
				Southern Illinois	1949-50	1951-52	0-3
				Southern Mississippi	1947-48	2004-05	16-34
				Southern	1974-75	2016-17	18-17
				Southern-New Orleans	2007-08	2017-18	3-0
				Southern Methodist	1999-00	1999-00	0-1
				Southeast Missouri	1954-55	2014-15	0-5
				Southeastern Oklahoma	1956-57	1963-64	1-4
				Southwest Missouri State	1954-55	1986-87	0-2
				Southwestern (Tenn.)	1956-57	1958-59	3-0
				Spring Arbor College	1979-80	1979-80	1-0
				Spring Hill College	1947-48	2013-14	34-17
				Stephen F. Austin	1976-77	2017-18	16-32
				Stetson	1991-92	1996-97	3-8
				Sul Ross College	1956-57	1956-67	0-1
				Tampa	1953-54	1983-84	3-0
				Taylor	1953-54	1956-57	1-1
				Tennessee	1985-86	1985-86	0-1
				Tennessee-Chattanooga	1972-73	1972-73	1-0
				Tennessee-Martin	1972-73	2013-14	9-4
				Tennessee State	1972-73	1986-87	5-4
				Tennessee Tech	2014-15	2014-15	1-1
				Texas A&M	1986-87	2015-16	0-4
				Texas A&M-Corpus Christi	2006-07	2017-18	3-11
				Texas-Arlington	1983-84	2011-12	4-21
				Texas Christian	1991-92	2015-2016	0-3
				Texas College	1992-93	1998-99	4-0
				Texas-El Paso	1997-98	2016-17	1-3
				Texas-Pan American	1985-86	1992-93	3-4
				Texas-San Antonio	1981-82	2011-12	13-15
				Texas State	1984-85	2011-12	17-16
				Texas Southern	1984-85	2009-10	2-5
				Texas Tech	2008-09	2011-12	0-2
				Texas Wesleyan	1988-89	2005-06	1-1
				Toledo	2016-17	2016-17	0-1
				Troy	1956-57	2006-07	8-9
				Tulane	1949-50	2017-18	2-10
				Tulsa	1991-92	2011-12	0-2
				UC Davis	2005-06	2005-06	0-1
				Urbana College	1980-81	1982-83	2-0
				UNC-Greensboro	1975-76	1975-76	1-0*
				Union (Ky.)	1979-80	1979-80	0-1
				Union (Tenn.)	1971-72	1973-74	2-0
				University of Mexico	1965-66	1965-66	1-0
				U.S. International	1981-82	1981-82	2-0
				Vanderbilt	2002-03	2010-11	0-2
				Valparaiso	2017-18	2017-18	0-1
				Washington	1986-87	1986-87	0-1
				Waterloo	1971-72	1971-72	1-0
				Wayland Baptist	1960-61	1960-61	0-1
				West Alabama	1948-49	1979-80	9-6
				Western Carolina	2003-04	2003-04	0-1
				Western Kentucky	1950-51	2011-12	0-7</

2018-19 SOUTHEASTERN LOUISIANA MEN'S BASKETBALL



LIONS FOR LIFE

-A-	Abdur-Rahim, Amir 2002, 03, 04	Dixon, John..... 1985, 86	-K-	Richard, Raymond..... 1975
Alexander, ScEVERA 1974	Dodson, Graham..... 1968, 69	Kay, Jason..... 1996, 97	Richardson, Barry..... 1988	Riley, Stafford..... 1988, 89
Ameh, Stephen..... 2002	Donald, Duane 1987, 88, 89, 92	Kelly, Jerry..... 1980, 81, 82, 83	Robinson, Earl..... 1985	Roeder, Paul..... 1980
Anderson, Avery..... 1995	Dormire, Roger..... 1968, 69	Kelly, Keith..... 1989	Roniger, Scott..... 2005, 06	Roussel, Dennis..... 1987, 88, 89, 91
Annisson, Ben..... 1951, 52	Doskey, Charles..... 1960	Kemp, Marcus..... 2000, 01	Routon, Clarence..... 1952	Rucker, Young..... 1989
Annisson, Dan..... 1951, 51	Drury, Stuart..... 1996, 97, 98	Kennard, Donald..... 1956, 57, 58	Ross, Donovan..... 2012	Rumph, Zach..... 2015
Arnold, Daryl..... 2008	Dudley, Keith..... 1992, 93	Kennedy, Bart..... 1991, 92	-S-	
Askeroth, Jerry..... 1953, 54	Dukes, Bill..... 1985, 86	Kimble, Bennie..... 1956, 57	Samuel, Willie..... 1984, 85	Saucier, Raymond..... 1952
Atins, Ted..... 1993	Duley, Jamie..... 1977, 78, 79	King, John..... 1985	Scheiber, Bob..... 1953	Schmidt, Daniel..... 2002
August, Adam..... 1976	Dunbar, Jeremy..... 2008	Kinsley, Charles..... 1951, 54	Schultz, Robert..... 1958	Schwab, Lenny..... 1988
Austin, Howard..... 2007, 08	Duplessis, Jimmie..... 2015	Klosterman, Ron..... 1956, 57, 58, 59	Scott, Adrian..... 2002, 03	Scott, Kenny..... 1981
-B-	Edwards, Justin..... 2004, 05, 06	Knobloch, Ernie..... 1964, 65	Scott, Larry..... 1959	Shanks, Jesse..... 1959, 60
Bacon, Francis..... 1958	Elloie, Jason..... 1999, 00	Krajcer, Mike..... 1973	Sharp, Dick..... 1952, 53, 54, 55	Shannon, Shannon..... 1993, 94
Bagley, Larry..... 1967, 68	English, Tony..... 1984	-L-	Shingleton, Brennan..... 1996, 97, 98	Shirley, John..... 1972, 73
Bailey, Elgin..... 2012	Evans, Antonio..... 2014	LeBlanc, Brian..... 1983	Shirley, John..... 1972, 73	Simmons, Lefty..... 1953
Bailey, John..... 1981, 82, 83, 84	Evans, Dre..... 2013, 14	Lee, Chris..... 2005, 06	Singletary, Jaron..... 2000, 01	Singletary, Jabbar..... 2017, 18
Baker, Albert..... 1962, 63, 64	Evans, Noble..... 1996, 97, 98, 99	Lemke, Jim..... 1966, 67, 68, 69	Slusher, Dan..... 1967, 69, 70	Small, Ronnie..... 1963, 64, 65
Baker, Harvey..... 1992, 93, 94, 95	-F-	Lewis, Andre..... 1997, 98	Smith, Byron..... 2016	Smith, Danny..... 1971, 72
Ball, Sam..... 1977, 78	Faciane, Huey..... 1955, 56, 57	Lewis, Paul..... 1992, 94	Smith, Marcus..... 2002, 03	Smith, Melvin..... 1974, 75, 76, 77
Banta, Rick..... 1976, 77, 78, 79	Fairchild, Chuck..... 1970, 71, 72	Link, Al..... 1960, 61, 62	Solomon, Gary..... 2003	Span, Warrell..... 2008, 09
Barclay, Bret..... 2015	Felice, Mike..... 1982	Littleton, Charles..... 1979	Sparks, Bobby..... 1962	Stephens, Kelly..... 1992
Barker, Eddie..... 1989	Ferachi, Ken..... 1969	Litwicki, Ken..... 1970, 71, 72	Stewart, Charles..... 1953, 56, 57	Stiga, Richard..... 1953, 54, 55, 56
Barker, Jim..... 1966, 67, 68	Filmore, Joshua..... 2014, 15, 16, 17	Lobell, Justin..... 2015, 2016	Stout, Rick..... 1981, 82, 83	Stange, Pat..... 1988, 89
Barnett, Bert..... 1951, 52	Finney, Tay..... 1968	Lockett, Josh..... 2011	Sullivan, Patrick..... 2007, 08, 09, 10	Sylvester, Bernard..... 1991
Bazille, Jerry..... 1983, 85, 86	Fites, Doug..... 1993, 94	Lofton, Nate..... 2004, 05	Swarts, Louis..... 1972	-T-
Beard, Wilbert..... 1973, 74	Fleming, Tom..... 1969	Lofton, Oscar..... 1983, 84	Taylor, Johnny..... 1980, 81	Thaggart, Troy..... 1988
Bell, Byron..... 1995	Fobbs, Byron..... 1994, 95	London, Eugene..... 1988, 89	Thames, Willard..... 1956	Theriot, Harvey..... 1955, 56, 57, 58
Benton, Antonio..... 2011, 12, 13, 14	Fogg, Kevin..... 1973, 74, 75	Lucas, Freddie..... 1972, 73, 74, 75	Thomas, Gayle..... 1962	Thomas, Quinton..... 2018
Benton, Travis..... 2002	Foreman, Barney..... 1965	Lusk, Ramon..... 1991	Thomas, Robert..... 2009, 10	Tillman, Thelander..... 1982, 83, 84, 85
Berry, Neill..... 2001, 02, 04, 05	Forest, Damon..... 2009, 10	-M-	Timmaro, Joe..... 1959, 60, 61	Tyson, Jeff..... 1977, 78
Berry, Steve..... 1975	Forman, Hunter..... 1964	Macon, Brian..... 1977	Upson, DeVonte..... 2014, 15	-U-
Bessonnet, Calvin..... 1965, 66, 67, 68	Fortenberry, Brandon..... 2009, 10, 11, 13	Magee, Jeff..... 1989	-V-	
Billard, Steve..... 1976	Fortenberry, Eric..... 1986, 87	Maggio, Dylan..... 2015	Veal, Marlain..... 2016, 17, 18	Venable, Joe..... 1984, 85, 86, 87
Blalock, Darrell..... 1967, 68, 69, 70	Foster, Clifford..... 1953, 54	Marks, Jason..... 2010, 11	Verner, Marcus..... 2003, 04, 07	Vickers, J.B..... 1960, 61, 62
Blevins, Odell..... 1958	Franklin, Derrick..... 2001, 02	Martin, Terry..... 1987, 88, 89	Vitter, A.C..... 1964, 65, 66, 67	Votaw, Dave..... 1961, 62
Blount, Carver..... 1956	Frazier, Brett..... 1968	Maxwell, Bill..... 1952	-W-	
Bohatka, William..... 1959	Frey, Lane..... 2001, 02, 03, 04	McBeath, Derrick..... 1981	Waddell, Wallace..... 1959, 61, 62, 63	Wagner, Dennis..... 1952, 53, 54
Bolin, Andy..... 1996, 97	Fugler, Alvia..... 1952	McCaughy, Dan..... 1986, 87	Walker, Albert..... 1964, 65	Walker, Curtis..... 2001, 02
Bond, William..... 1978, 79, 80	-G-	McClain, Jim..... 1968, 69	Walker, Jonathan..... 2003, 04, 05, 06	Walls, Allen..... 1988
Booker, Wayne..... 1981, 82	Gabor, George..... 1951	McClure, Darren..... 1989	Washington, Henry..... 1991, 92, 93	Washington, Leroy..... 1977, 78
Booth, Bobby..... 1955	Gadsden, Dee..... 2003, 04, 05	McClure, Leo..... 1974, 75, 76, 77	Watson, John..... 1980, 81	Watts, Shelton..... 1963, 64, 65
Bowers, Tim..... 1981	Gardener, Michael..... 2003, 04	McCrory, Randy..... 2001	Welch, Steve..... 1970, 71	West, DeAngelo..... 2018
Bowie, Sam..... 1995, 96	Gilmore, Bruce..... 1973, 74, 75, 76	McDowell, Leslie..... 1951, 52, 55	West, Edmond..... 1958	West, Terry..... 2003, 04
Bowman, Glenn..... 1960, 61, 62, 63	Glisson, David..... 1957, 58	McElyea, Carmel..... 1951	Williams, Donell..... 1986, 87, 88	Williams, Ernest..... 1957, 58
Boyd, Joe..... 1951, 52	Gonzales, Neil..... 1986	McMurray, Mike..... 1965	Williams, David..... 1979, 80	Williams, Rusty..... 1974, 75, 76, 77
Branch, Rickie..... 1973, 74	Gonzalez, Brandon..... 2018	McNair, Bo Bo..... 1982, 83, 84, 85	Wilson, Harold..... 1971, 72	Wilson, Don..... 1964, 65, 66, 67
Braud, Ronnie..... 1960, 62	Gordon, Keith..... 1985	McPherson, Bradley..... 1957, 58, 59, 60	Winnier, Greg..... 1994, 95	Winningham, Jason..... 1996
Brinkley, Mike..... 1960, 61	Gourrier, John..... 1962, 63, 64	Meja, Chris..... 2017	Wissen, Bill..... 1978, 79, 80	Wolfe, Michael..... 1988, 89, 91, 92
Britt, Dave..... 1956	Grant, Rico..... 1996, 97	Meriweather, Pete..... 1992, 93	Wong, Joe..... 2010	Woods, Ricky..... 2005, 06
Brown, Brian..... 1986	Green, Kevyn..... 2007, 08, 09	Minton, Rick..... 1977, 78, 79	Woods, Roger..... 2013	Woods, Thomas..... 2005, 06
Brown, Corky..... 1967, 68, 69, 70	Green, Quennell..... 2006, 07	Mitchell, James..... 1951, 52, 53, 54	-Y-	
Brown, Willie Ray..... 1973, 74	Green, Troy..... 1996, 97, 98, 99	Morris, Vaughn..... 1987	Yancey, Gordon..... 1984, 85	Young, Booker..... 1971, 72
Bryant, Terry..... 2004, 05, 06, 07	Greene, Joe..... 1986, 87	Myles, Eric..... 1997, 98	-Z-	
Burches, Stephen..... 2009, 10	Greenwood, Moses..... 2016, 17, 18	-N-	Zeringue, Paul..... 1988	
Burke, Tom..... 1955, 56, 57	Grieves, Daniel..... 2015, 16	Nance, Tavaris..... 2007, 08		
Burnett, Woodford..... 1952, 53	Grigas, Steve..... 1978, 79, 80	Nard, Bobby..... 1979, 80		
Burroughs, Carlos..... 1987	Grillory, Andrew..... 2015	Ndoumba, David..... 2008, 09, 10, 11		
Butler, Teddy..... 1985, 86, 87	Gulina, Mark..... 1997, 98	Nelson, Dominic..... 2016, 17		
-C-	-H-	Nelson, Todd..... 2012, 13		
Cambre, David..... 1956, 57	Hall, Troy..... 1982, 83	Newsom, Wayne..... 1959, 60		
Campbell, Jeremy..... 2011, 12, 13, 14	Hankins, Daren..... 2008, 09	Nicks Deloyron..... 2007, 08		
Cannon, Kendrick..... 1993, 94	Harden, Leonard..... 2005, 06	Niehau, Mike..... 1975		
Canoy, Travis..... 1969	Harrel, Michael..... 2011	-O-		
Capps, Jordan..... 2016, 17, 18	Harris, Cecil..... 1969, 70, 71, 72	Ochie, Onochie..... 2012, 13, 14, 15		
Carney, Lee..... 1998, 99, 00, 01	Harris, Claudell..... 1991	O'Drobinak, Charles..... 1951, 52, 53		
Carter, William..... 1959	Harris, Raymond..... 1952, 53, 54	Olah, Bobby..... 1959		
Carter, George..... 1958	Harvey, Mack..... 1955, 56, 57	Ondra, Rich..... 1971		
Casabat, James..... 1956, 57, 58	Hawkins, JaMichael..... 2014, 16	-P-		
Cassidy, Jerry..... 1969, 70	Hayes, Davon..... 2017	Parker, Charles..... 1965, 66, 67, 68		
Castilaw, Billy..... 1959	Haynes, Wesley..... 2003	Parker, Herb..... 1960, 61, 63		
Ceasar, Donald..... 2001, 02	Hebert, Bryan..... 1989	Patrick, Bobby..... 1967, 68, 69		
Charles, Glenn..... 1995, 96, 97, 98	Henderson, Jeff..... 1975	Patrick, Larry..... 1967, 69		
Charleston, Keith..... 2016, 17, 18	Herren, John..... 1969	Patterson, DeShawn..... 2009, 10, 11, 12		
Cheeks, Roger..... 1982, 83	Hess, George..... 1952, 53, 55	Patterson, Reggie..... 2000, 01		
Chiera, Julian..... 2014	Hewitt, Tom..... 1960	Patterson, Roger..... 1963		
Childers, Gary..... 1963, 64, 65, 66	Hodges, Tommy..... 1992, 93	Patton, Jonathan..... 2004, 05		
Clark, Dyron..... 2000, 01, 02, 03	Hogan, Charles..... 1994	Payton, Cavin..... 2005		
Clark, Maurice..... 1998, 99	Holloway, Bruce..... 1977	Payton, Kelland..... 1999, 2000		
Coates, Sean..... 1989	Hood, Donald..... 1952, 53, 54	Pearson, Danny..... 1993		
Cohen, Daryl..... 2006, 07	Howell, Thelonus..... 1988, 89	Pearson, Jemichael..... 1994, 95		
Combs, Bobby..... 1954, 55	Howes, Tom..... 1959	Perry, Bobby..... 1970, 71		
Combs, Cory..... 1998, 99	Huss, Craig..... 1971, 72, 73, 74	Petrovic, Jan..... 2012, 13		
Connors, Curlee..... 1970, 71	Hutchin, Trent..... 2010, 11	Picou, John..... 1994, 95		
Cook, Dimi..... 2016, 17	-I-	Picou, Norman..... 1970, 71, 72		
Cooper, Quin..... 2012, 14	laun, Ward..... 1951	Picou, Steve..... 1966, 67		
Corchiani, Michael..... 2017	-J-	Picou, Lamar..... 1977		
Core, C.A..... 1965, 66, 67, 68	Jackson, Alfredo..... 2000, 01	Pieper, Dan..... 1973, 74, 75, 76		
Courtney, Donald..... 1963	Jackson, Reggie..... 1995	Pierre, Marvin..... 1991, 92		
Cousin, Robert..... 1983, 84, 85, 86	Jackson, Zay..... 2015, 16	Pietri, Paul..... 1956, 57, 58, 59		
Cress, Jimmy..... 1959, 61, 62, 63	Jacobs, Harvey..... 1964	Pietri Bryan..... 1959, 60		
Cummings, Ray..... 2006, 07	James, Jamaal..... 2013	Pitt, Dudley..... 1955		
Cummings, Steve..... 1977	James, Johnny..... 1979	Polanco, Eddy..... 2017, 18		
Currrington, James..... 2016, 17, 18	Jenkins, Cedric..... 2015	Polite, Joseph..... 2006, 07		
Curtis, Jonathan..... 2010, 11, 12	Johnson, Deboy..... 1980, 81	Pollard, Craig..... 1983		
Cyprian, Chris..... 2008, 09	Johnson, Forrest..... 2014	Pope, Antonio..... 2009		
Cyprien, Micheal..... 2004, 05, 06, 07	Johnson, Joe..... 1976	Populist, Daron..... 2012		
-D-	Johnson, Roosevelt..... 2010, 11, 12, 13	Potts, Pat..... 1985		
Dale, Dallas..... 1989	Jones, Charles..... 1972, 73	Price, Demetrius..... 1992, 93		
Darby, Louis..... 1975	Jones, Darryl..... 1989, 91, 92	Pruitt, Byron..... 1969, 70, 71		
Davies, Bill..... 1969	Jones, David..... 1984, 85	-R-		
Davis, Columbus..... 1978, 79	Jones, Donnie..... 1966, 67, 68	Rance, Mike..... 1973, 74, 76		
Deamer, Alvin..... 1970, 71, 72	Jones, Gerald..... 1987	Randolph, James..... 1997, 99, 2000		
Dennis, Scott..... 1989	Jones, Lionel..... 1983	Reed, Larry..... 1994		
Devall, Gary..... 1970	Jones, Rodney..... 2010, 11	Reid, Malcolm..... 2016		
Dixon, Gary..... 2010, 11	Juluke, Harold..... 2001, 02	Reigel, Billy..... 1979		
		Ricard, Jeffery..... 2013, 14		
		Richard, Cory..... 2009		

Bold indicates returning letterman



2018-19 SOUTHEASTERN LOUISIANA MEN'S BASKETBALL

THIS IS SOUTHEASTERN



This is Southeastern

Founded

September 14, 1925

Location

Hammond, Louisiana (population 22,000). Located on the north shore of Lake Pontchartrain, 55 miles north of New Orleans and 45 miles east of Baton Rouge

Enrollment

15,000 students representing 41 states and 64 countries

Campus

365-acre campus with state-of-the-art residential, academic and athletic facilities

Undergraduate Degree Programs

College of Arts, Humanities, and Social Sciences

Art
Communication
Criminal Justice
English
General Studies
History
Liberal Arts Studies
Music
Organizational Leadership
Political Science
Psychology
Sociology
Spanish

College of Business

Accounting
Business Administration
Finance
Management
Marketing
Supply Chain Management

Student to Faculty Ratio

22:1

Academic Programs

Five Academic Colleges with 150 majors, minors and concentrations

Accredited

By the Commission on Colleges of the Southern Association of Colleges and Schools to award the Associate, Baccalaureate, Master's, and Doctorate degree levels

College of Education

Art Education
Early Childhood Education (Pre K-3)
Elementary Education (1-5)
Health and Physical Education
Music Education
Secondary Education (6-12)
English Education
Health and Physical Education
Mathematics Education
Science Education
Social Studies Education
Spanish Education
Speech Education
Special Education
Mild/Moderate Disabilities

College of Nursing and Health Sciences

Athletic Training
Communication Sciences & Disorders
Family and Consumer Sciences
Health Education and Promotion
Health Studies
Kinesiology

Nursing

Social Work

College of Science and Technology

Biological Sciences
Chemistry
Computer Science
Information Technology
Industrial Technology
Mathematics
Occupational Safety, Health & Environment
Physics

Master's Degree Programs

Applied Sociology
Biology
Business Administration (MBA)
Communication Science & Disorders
Education
Counselor Education
Curriculum Instruction
Educational Leadership
Special Education
Teaching, Early Interventionist
Teaching, Elementary Education
English
Health and Kinesiology
History
Integrated Science and Technology
Music
Nursing
Organizational Communication
Psychology

Ph.D. Programs

Educational Leadership
Advanced Nursing Practice



Hammond: Crossroads Of The South

A pioneering railroad town, Hammond, Louisiana, has been a staple of Northshore life since 1830 when Peter Hammond decided to call a tract of land 55 miles outside of New Orleans home. Hammond was originally from Sweden, and moved to the area to manufacture products from the resin in pine trees, and ship them to New Orleans.

The railroad is the reason behind the city's success, and in 1854, the New Orleans, Jackson and Great Northern Railroad pumped people and money into this small, pioneer town. A flag station just a block away from the current train depot was called "Hammond's Crossing" and brought handfuls of new people to town. Peter Hammond was so convinced that the railroad would bring people to the city that he signed a contract with the rail company that forced the trains to stop every time they passed through Hammond.

Five years after the railroad came to town, another staple in Hammond's past arrived. Charles Emery Cate moved his family into the area in 1859 from New Orleans because of the natural springs, lush pine forests, and desirable climate.

Cate immediately began to help the city grow. Cate built a factory, sold crossties, tar, and turpentine as well as laying out city streets and planting oak trees along the curbs.

During the Civil War, Cate owned a shoe factory that made and shipped shoes to the Confederate Army.

His factory sent nearly 45,000 shoes to the soldiers before being found by Union Soldiers who destroyed the factory.

At the turn of the 20th century, Hammond struck gold—in the form of red. With the development of the strawberry industry, Hammond saw

another explosion in growth. The city became a center for growing, processing, and shipping strawberries. Boxcar loads of strawberries became a staple of the area and as trains left the city headed north, the money flowed south.

Hammond prospered throughout the rest of the 20th century. Planes began flying into the area and a university was established. Industry moved in, and with it, more people. As the interstate corridors of I-55 and I-12 developed, Hammond's footprint did too.

People are choosing Hammond because of its close proximity between New Orleans and Baton Rouge. Hammond is 30 miles from Baton Rouge, and 53 miles from New Orleans.

More shops, restaurants, and culture are less than an hour drive. Small town living with big city flare gives Hammond a lifestyle edge.



Distance Chart

(Courtesy of MapQuest.com)

Atlanta, Ga.	6 1/2 hours
Biloxi, Miss.	1 1/2 hours
Birmingham, Ala.	5 1/2 hours
Dallas, Texas.	7 hours
Houston, Texas	5 hours
Jackson, Miss.	2 hours
Little Rock, Ark.	7 1/2 hours
Memphis, Tenn.	5 1/2 hours
Mobile, Ala.	2 1/2 hours
Monroe, La.	3 hours
Nashville, Tenn.	8 1/2 hours
Orlando, Fla.	9 1/2 hours
Pensacola, Fla.	3 1/2 hours
San Antonio, Texas.	8 hours
Shreveport, La.	4 1/2 hours



Dr. John Crain
University President

University Administration

Dr. John L. Crain was named President of Southeastern Louisiana University on February 17, 2009, by the Board of Supervisors of the University of Louisiana System, after serving as Interim President since July 2008.

Crain served as Provost and Vice President for Academic Affairs for seven years prior to his appointment as President. His 23 years of experience on the Hammond campus includes heading the Department of Accounting, chairing the Council of Department Heads, serving as president of the Faculty Senate, director of the Small Business Development Center, and 13 years as a full-time member of the accounting faculty.

A Southeastern alumnus, Crain headed Southeastern's Accounting Department from 1999-2001. As department chair, he led efforts to reaffirm the department's accreditation by the Association to Advance Collegiate Schools of Business.

Crain is a native of Franklinton and 1978 graduate of Franklinton High School. He received a Bachelor of Science degree in accounting from Southeastern in 1981 and Master of Business Administration in 1984. He attained Certified Public Accountant status in 1983. He received his doctoral degree in accountancy from the University of Mississippi in 1988.

Crain's scholarly accomplishments include publication of more than 50 refereed journal articles and presentations at academic conferences. He was the 1992 recipient of Southeastern's highest faculty award, the President's Award for Excellence in Research. He was a member of the Louisiana Blue Ribbon Commission on Educational Excellence, the Louisiana Board of Regents Master Plan National

Advisory Panel Workgroup on Retention and Completion, and chair of the Accounting Education Issues Committee of the Society of Louisiana CPAs.

He is a member of numerous professional, civic and academic organizations, currently serving on the boards of the Lake Pontchartrain Basin Maritime Museum, the North Shore Business Council, GNO, Inc., and the Committee of 100 for Economic Development. He previously served on the board of the Louisiana Children's Discovery Museum from 2006 to 2009. He is a member of the Hammond Rotary Club.



Dr. Tena Golding
Provost/VP
Academic Affairs



Sam Domiano
Vice President
Administration & Finance



Wendy Johns
Lauderdale
Vice President
University Advancement



Eric Summers
Vice President
Student Affairs



Jay Artigues (left) presenting the inaugural Lion For Life Award to Southeastern Hall of Famer and former baseball coach Greg

Jay Artigues
Athletic Director

Athletic Administration

After a successful eight-season stint as Southeastern Louisiana University's head baseball coach, Jay Artigues was named the school's Director of Athletics on October 14, 2013.

Named one of the rising head coaches in the college game prior to the 2013 season, Artigues helped build a foundation of success for the Southeastern baseball program and now is doing the same for the entire athletic department.

In his first year on the job, he presided over arguably the greatest athletic year in Southeastern history. The Lions and Lady Lions brought home five conference championships, the most the school has ever won in a single year.

The Lion football program ran through the Southland Conference with an undefeated record, advanced to the FCS playoffs for the first time, picked up the first playoff win in school history and finished the season with an 11-3 overall record.

Lady Lion Soccer won the Southland Conference Tournament and advanced to the NCAA Tournament for the second time in school history.

The Southeastern men's track & field program won both the indoor and outdoor Southland Conference titles, marking the first time in school history the Lions had swept through the conference.

Lion Baseball continued its run of success, rallying under the leadership of Artigues protégé Matt Riser to win the Southland Conference Tournament and advance to an NCAA Regional for the first time in 20 years.

That success has continued throughout Artigues' tenure, aided by several key hires.

Riser has led the baseball program to arguably the winningest stretch in school history, picking up a pair of Southland Conference titles and three NCAA postseason appearances. Jay Ladner coached men's basketball to the 2017-18 Southland regular season title. Rick Fremin engineered the winningest season in the history of the softball program and twice has led the nation in stolen bases.

Track athlete Alex Young claimed the school's first Division I national title at the 2016 NCAA Indoor Championships. Baseball added a regular season title to the trophy case in 2015 and returned to NCAA Regional play in 2016, earning the first at-large bid in program history. Football repeated as conference champs in 2014, returning to the playoffs, and women's soccer claimed another tournament title in 2015, advancing to the NCAA playoffs once again.

Southeastern's athletic facilities have also gained substantial upgrades.

Video boards have been installed at Strawberry Stadium (football, soccer) as well as Pat Kenely Diamond at Alumni Field (baseball). The University Center (basketball,

volleyball) has a new court as well as scoreboard system with integrated hustle board, basketball goals and locker-room clocks. The track complex gained a press box and scoreboard with an integrated timing system. Softball's indoor facility has undergone extensive renovations, while baseball has also gained additional box seats and artificial turf.

Under Artigues, Lion baseball established itself as a growing force in the region by producing three All-Americans, four Freshman All-Americans, a Capital One Academic All-American, the NCBWA National Stopper of the Year, the Southland Conference's Player, Hitter, Relief Pitcher and Freshman of the Year, numerous All-Conference and Southland All-Academic players, as well as Southeastern single-season and career record holders.

In 2012, Southeastern racked up several national, regional and conference awards. Advancing to the championship game of the Southland Conference Tournament, the Lions posted a 39-21 record and equaled their best conference finish (20-13, second overall). Leading the way were conference player and hitter of the year Brock Hebert, relief pitcher of the year Stefan Lopez and freshman of the year Andro Cutura.

Lopez was named the 2012 National Stopper of the Year by the National Collegiate Baseball Writers Association after establishing both Southeastern and the Southland's single-season and career saves records, while he and Hebert each earned four All-America honors. Cutura, who won his final six decisions, was also named a Freshman All-American.

Former Lion Wade Miley, a 2009 first-round pick of Arizona, represented the Diamondbacks in the 2012 Major League Baseball All-Star Game and was a finalist for the National League Rookie of the Year Award. He was honored by the Sporting News as their Rookie of the Year for the National League.

In 2011, the Lions garnered national attention as they took two of three games from Florida International to open the season and ended Garrett Wittels' attempt to break the Division I consecutive-game hit-streak record. The next weekend Southeastern earned wins over SEC-power Alabama, Central Florida and South Alabama.

Artigues was named the LSWA Co-Coach of the Year in 2010 as the Lions set another school first after being nationally ranked at the Division I level. The Lions were nationally ranked for eight straight weeks, reaching as high as No. 17.

Prior to becoming the 15th head baseball coach in Southeastern's history, Artigues spent four seasons at Pearl River Community College where he posted a 168-51 record. The Wildcats won three conference championships

and advanced to the JUCO World Series during his tenure. In his final season at PRCC, Artigues led the Wildcats to a school-record 46-12 mark and a No. 1 ranking in the final JUCO national regular-season poll.

In his first season at PRCC, Artigues led the Wildcats to 42 wins and a berth in the JUCO World Series in Millington, Tenn. PRCC finished the year as the South Division Conference Champions, Region XXIII Champions and Central District Champions with Artigues earning Region XXIII and Central District Coach of the Year honors.

Before returning to Pearl River in 2001, where he was a two-year letter winner and was a first team All-State and All-Region selection, Artigues spent three seasons at Bossier Parish Community College and posted a 107-57 record. In his final season at BPCC, Artigues led the Cavaliers to a school-record 46 wins and a No. 8 ranking in the final NJCAA poll.

Artigues began his coaching career in 1992-93 as an assistant at Spring Hill College, where he worked with the team's hitters and infielders. He served as Dean of Students and head baseball coach at St. Louis Catholic High School in Lake Charles, La., where he led the Saints to the Class 2A state quarterfinals in 1996.


Artigues moved to Hammond in 1996 and served as athletic director and head baseball coach at St. Thomas Aquinas High School, leading the Falcons to the 1997 state playoffs. He then moved on to the college ranks accepting a job at UNO, where he was a volunteer assistant coach in 1998 under Tom Schwaner.

As a player, Artigues spent two seasons at PRCC where he was an All-State and All-Region selection. He then went on to play two seasons at Belhaven College, where he was an All-Conference selection as a second baseman. A native of Bay St. Louis, Miss., he holds the highest single-season on-base percentage (.538) and ninth-highest career batting average (.375) in Belhaven history.

During the spring of 2017, Artigues was inducted into the Mississippi Community College Sports Hall of Fame. He was previously inducted into the Pearl River Community College Athletics Hall of Fame in 2009 and the St. Stanislaus Great Wall of Rocks in 2007.

A 1992 graduate of Belhaven, where he earned a B.S. in business administration, Artigues also holds a master's degree in sport coaching from the United States Sports Academy (1993).

Artigues and his wife, Rachel, are the parents of two sons, Christopher "Champ" and Casey.



Prominent Alumni

▲ Robin Roberts '83 (center) received an honorary Doctor of Humanities Degree from Southeastern at last spring's commencement ceremony. The *Good Morning America* co-host and anchor was a stand-out in women's basketball before assuming a career in television. She credits Southeastern and Hammond radio stations with providing her the training and skills she needed to begin her career.

The reputation and strength of a university are frequently reflected in its graduates, successful alumni who have built on the foundations provided by a university like Southeastern. Our graduates – nearly 60,000 located in every state in the nation and around the world – have earned positions of leadership in the fields of business, government, entertainment, education, science and the arts.

ROBERT ALFORD '12 - Second-round draft pick of the National Football League's Atlanta Falcons.

CHRISTINE AMERTIL '00 - Three-time Olympian for her native Bahamas, finished seventh in the 400-meter dash at the 2004 Athens Games.

BILLY ANDREWS '67 - Linebacker played 11 seasons in the National Football League, mainly with the Cleveland Browns. Intercepted Joe Namath pass and returned it 25 yards in first-ever Monday Night Football broadcast for only touchdown of career.

KIRK BULLINGER '92 - Spent 14 years in professional baseball with stints with Major League teams Montreal, Boston, Philadelphia and Houston.

BILLY KENNEDY '86 - Guided Southeastern to the 2005 NCAA Men's Basketball Championships, currently the head coach at Texas A&M University.

NATE LOFTON '05 - Currently playing basketball with the Harlem Globetrotters, led Southeastern to the 2005 NCAA Men's Basketball Championships. Two-time contestant on CBS' *The Amazing Race*.

WADE MILEY '08 - Currently a pitcher for Major League Baseball's Baltimore Orioles and a 2012 National League All-Star. The *Sporting News*' 2012 National League Rookie of the Year.

PAUL CANDIES '62 - President and COO of Otto Candies, LLC. Founder of NHRA and IHRA championship race team Candies & Hughes.

ALBERT KUHN '65 - Vice President at IBM, heads IBM's Global Delivery Project, a \$4 billion, five-year information technology out-tasking program between the IBM and American Express.

ROGER WANG, '73 - Chairman and CEO of Golden Eagle International Group, one of China's largest business concerns, and Transpacific Management Co., established and based in Los Angeles in 1978.

DR. NICK BRUNO '72, '80 - Eighth president of the University of Louisiana at Monroe. Formerly Vice President for Business and Finance for the University of Louisiana System.

DR. JOHN KENELLY '57 - Professor of Mathematics at Clemson University. Known nationally for his interest in using technology to revitalize mathematics instruction. Former program manager at the National Science Foundation and interim Director of the National Advanced Placement Program.

WILLIE AMAKYE '86 - A former 800-meter national record holder for Ghana and a two-time Olympian. Pursued an acting career with movie roles in *Amistad*, *Congo*, *Kicking and Screaming* and TV appearances in *X-Files*, *JAG*, *227* and *According to Jim*.

STEVE BELLAS '70 - Has worked extensively in both radio and television for over 30 years. His stories have aired on CNN, NBC, and the BBC.

RUSSELL CAROLLO '80 - Pulitzer Prize winning journalist and recipient of the Gerald R. Ford Prize for Distinguished Reporting on the National Defense, and the Society of Professional Journalists' national award

for investigative reporting.

BILL EVANS '50 - Recorded more than 70 albums, won seven Grammy Awards and earned an international following as a jazz musician. One-time member of Miles Davis' sextet.

DONALD GEORGE '69 - Operatic tenor and Associate Professor of Voice at State University of New York, Potsdam's Crane School of Music. 2001 Southeastern Music Hall of Fame inductee.

JOHN FRED GOURRIER '63 - Founded the band John Fred & the Playboys. Co-wrote "Judy in Disguise". The song knocked the Beatles ("Hello, Goodbye") out of the No. 1 chart position on the Billboard Hot 100 for two weeks in January 1968.

RANDI ROUSSEAU '05 - Morning news anchor for WDSU-TV in New Orleans, La.

JOHN ALARIO, JR. '65 - A former Speaker of the Louisiana House of Representatives. Currently serves as Louisiana Senate President. 2003 Louisiana Political Museum and Hall of Fame inductee.

CARL BARBIER '65 - United States District Judge presiding over cases in the Deepwater Horizon oil spill.

JAMES BRADY '66 - United States District Judge and former vice chairman and chairman of the Democratic State Central Committee.

ANDRE COUDRAIN '79 - Former board member of the University of Louisiana System, the governing board of Southeastern and the largest university system in Louisiana. Is the Hammond city attorney and serves as the chief legal advisor to the mayor of Hammond.



Athletics Hall of Fame

The Southeastern Louisiana University Athletics Hall of Fame recognizes and remembers the accomplishments, dedication and service of former Lion and Lady Lion athletes dating back to 1930.

In the history of the University, 138 former student-athletes, coaches, administrators, staff and distinguished service inductees have been awarded this highest honor.

Tommy Connors (football), Cass Hargis (baseball) and Kari Yost (women's soccer) were inducted in 2017.

Below is the all-time list of Hall of Fame inductees with year of induction and sport(s) played.

1930-31	Elmer Sanders	FB
1931-32	Ralph Smith	FB
1932-33	John LeTard	FB
	Tom Sanders	FB
1933-34	W.S. Rownd, Jr.	FB
1934-35	William Mattis	FB
1935-36	Stan Galloway	FB
	Pete Imbruguglio	FB
1936-37	Nelson Hart	FB
1937-38	James Carlin	FB
	James W. Bales	FB
1938-39	Hollis Wilson	FB
1939-40	Charles Simmons	FB
	Charles Manley	FB
	Wilmot Brown	FB
	Marvin Maroun	FB
1940-41	Albie Reisz	FB
1942-43	T.J. Campion	FB
1946-47	Pat Kenelly	FB
1947-48	James Odom	FB
1948-49	Brisco Dugas	FB
	Aubrey Cole	MBB
1949-50	Harold Owens	MBB
1950-51	Noel Wilkins	FB, Trk
	Leo Jones	FB, Trk
1951-52	Louis Campos	FB
	Walt Andrew	FB
1952-53	Hubert Polk	FB
1954-55	Ray Porta	FB, Base
	Gerald Stone	FB, Trk
	Richard Sharp	MBB
1959-60	Oscar Lofton	FB, MBB, Trk
1962-63	Sheldon Fernandez	Base
	Bob Hardy	Base
	Elbert Harris	FB
	Glen Bowman	MBB, Trk
	Dr. R.Y. Newsom	DS
1964-65	Bernard Oubre	Base
1966-67	Billy Andrews	FB
	Jim Camhout	Trk
	Steve Picou	MBB
1967-68	Lamar Labauve	Base
1968-69	David LeSage	FB
	Webb Jay	Trk
1970-71	E.L. McGehee	DS
1973-74	Maxie Williams	FB
1974-75	Ronnie Hornsby	FB
	C.A. Core	MBB
1976-77	Frank Misuraca	FB, Base
	Ted Glaser	FB
1978-79	Wilbur Derrick	FB
	Duane Floyd	FB
1979-80	Wayne Hardy	Trk
	Monty Crook	FB
	Robert Martin	Trk
1980-81	C.J. Alexander	FB

	Andy Davis	Base	2005	Voncia Bookman	SB
	Andy Thiel	Trk		Alan Klein	FB
1981-82	Grady Morgan	DS		Ken Kenelly	DS
	W.L. Billups	DS		Gino Marino	DS
	Ellis Johnson	FB	2006	Becca Weingartner	Soc
1983-84	Jerome Davis	FB		David Bennett	Trk
	Arlan Blackwell	FB, Base, Trk		Macky Waguespack	Base
	Dennis Wagner	MBB	2007	Anne Bauer	VB
	Steve Grigas	MBB, Base		Martin du Toit	Golf
1984-85	James Waldrop	All Sports		Mac Faul	FB
	Luther Marlar	DS		Robert "Doc" Goodwin	DS
	Joseph Cittadin	All Sports	2008	Angie Antonelli	FB
1985-86	Virgil Underwood	FB		Wayne Booker	MBB
	T.C. Calmes	FB		Larry Crow	DS
1990-91	Dr. Robert Brown	DS		Deneka Knowles Bickham	WBB
	Monica Harrison	WBB	2009	Christine Amertil	Trk
	Ignacio Ossandon	Tennis		Dr. Billy Bond	DS
	Don Wilson	MBB		Gavin Fingleson	Base
	Cindy Williams	WBB		Kim Kwolek	Soc
	Dr. Deloach Thames	DS	2010	Anthony Vereen	FB
1991-92	Robin Roberts	WBB		Sarah Gascon	VB/SB
	Tommy Lee Smith	Trk		Bobby Hill	FB
	Al LeBlanc	DS	2011	Andy Smith	Golf
1992-93	Renee Daniels	WBB		Courtney Coutu	Soc
	Ralph Smith	Trk		Willie Shepherd	FB
1993-94	Malchoml Bech	Trk	2012	Donald Dykes	FB/Trk
	Rusty Price	Trk		Kim McNally	Soc
1994-95	Larry Hymel	DS		Kendra Oney	Soc
1996-97	Greg Marten	Base	2013	Nate Lofton	MBB
	Herman Carlisle	FB, MBB		Chris Carter	Trk
1997-98	Billy Ladner	FB, Base	2014	Felton Huggins	FB
1998-99	Queen Brumfield	WBB		Wade Miley	Base
	Pam Cook	WBB	2015	Emilija Arnaudovska	Tennis
	Huey Husser	FB		Rachel Ray Fitzgerald	SB
2001-02	Greg Lawrence	Trk		Denise Kubena Wyninger	VB
	Renata Smekalova	WTennis	2016	Jacques Chevalier	Golf
	Kirk Bullinger	Base		Calvin Favron	FB
	Linda Puckett	DS	2017	Kenny Lehmann	Base
2003	Horace Belton	FB		Tommy Connors	FB
	Christie Mikolajchak	VB		Cass Hargis	Base
	Tara Maus	SB	2018	Kari Yost	Soc
2004	Allison Holladay	Soc		Robert Alford	FB
	Darci Starr	VB		Iva Velkovska	Tennis
	Jeff Williams	Base			

DS - indicates Distinguished Service



Athletic Training

Under the direction of Associate AD for Sports Medicine Brandon Albin, the Sports Medicine program at Southeastern is at the forefront of athletic training in the state and region.



Brandon Albin

Whitsell and his staff rely on numerous methods in first preventing injuries and are well-equipped in handling them when they do occur.

Through a diligent preventative maintenance program, Whitsell's staff helps to limit injuries through pre-participation physical exams, preventative maintenance rehab programs, taping, bracing and padding and education.

When injuries happen to occur, the staff quickly evaluates, diagnoses, and provides care for those injuries with the best interest of the student-athlete in mind. The goal when an injury occurs is to return the student-athlete to his or her previous playing level as quickly and as safely as possible.

Southeastern also utilizes a dedicated staff of physicians in various specialties along with other health care professionals many of who donate their time to provide the highest

level of care for Lion student-athletes.

Southeastern also sports one of the few nationally accredited undergraduate athletic training programs in the state providing student athletic trainers both classroom and on-the-job experience to prepare for a career in sports medicine.

The main athletic training facility is locat-


ed on the second floor of the Dugas Center for Southeastern Athletics and is equipped with a wide variety of evaluation, treatment and rehabilitation equipment. Other venues are located in the University Center (for basketball and volleyball) and North Campus (for soccer and softball).






Sport Performance

We educate our student athletes to improve daily by providing them the tools to reach their full potential. We do this while teaching the values of hard, intelligent, consistent work. This leads to increased performance capability, decrease injury potential and the development of a total student athlete.



Gerry Pacitti



The Ray A. Naquin Strength and Conditioning Center

With a lead gift donated by Southeastern alumni Ray and Ruth Naquin, the 6,000-square foot facility was funded entirely through private donations and dedicated in 2009. The center is used by the student-athletes on all of the university's 15 intercollegiate men's and women's teams.

The building was named for Ray Naquin, a Hammond resident and businessman, who played football at Southeastern in 1952-53 before entering military service and graduating from the University in 1958. Improvements to the facility were made in 2011 by the Lion Athletics Association (LAA) as new flooring was installed along with the addition of new equipment.

One hundred percent is a way of life here at Southeastern. Being a student athlete here, certain things are expected of you. Here at Southeastern, we view giving all out efforts at every practice and training session as the bare minimum. That is what is expected.

To go beyond that is to truly be 100%. Being 100% involves doing everything you can to reach your fullest potential, as fast as possible. This involves getting your nutrition on track, performing restoration/ regeneration sessions and working on the individual things you need to be successful in your sport.

The Sports Performance department at Southeastern will teach you how to reach 100%. We will set up individual nutrition plans, personalized recovery and rejuvena-

tion sessions, and educate them with signage and presentations about: sleep, travel, nutrition and everything else a student athlete will need to be successful at the collegiate level and beyond.

What we expect from our athletes is their absolute best. We expect them to have

the same drive and passion for improvement that we do as a staff. Every day that the athlete comes in is a chance for them to improve, and we want athletes that are ready to maximize their time to maximize their abilities.



CHAMPS/Lifeskills



Chris Bentley

The mission of the NCAA is to maintain intercollegiate athletics as an integral part of the campus educational program and the student-athlete as an integral part of the student body. With this in mind, the CHAMPS/Life Skills Program was created to support the student-athlete development initiatives of NCAA member institutions and to enhance the quality of the student-athlete experience within the context of higher education.

Under the direction of Chris Bentley, Assistant to the AD for Like Skills and Academic Liaison, Southeastern is one of 108 schools in the Football Championship Subdivision (FCS) currently participating in the CHAMPS/Lifeskills Program

Participating members in the CHAMPS/Life Skills Program are provided with sample materials and supplemental resources which support a student-athlete's development in five areas: academics, athletics, personal development, career development and community service.

In the process of achieving this mission, the CHAMPS/Life Skills Program will:

- Promote student-athletes' ownership of their academic, athletic, career, personal and community responsibilities.
- Meet the changing needs of student-athletes.
- Promote respect for diversity and inclusion among student-athletes.
- Assist student-athletes in identifying and applying transferable skills.
- Enhance partnerships between the NCAA, member institutions and their communities for the purpose of education.
- Foster an environment that encourages student-athletes to effectively access campus resources.
- Encourage the development of character, integrity and leadership skills.





Academic Success

The staff at the Dick and Glory Sharp Academic Center, located in Strawberry Stadium, is dedicated to providing a comprehensive support program for all student-athletes designed to assist them through their academic/athletic career at Southeastern Louisiana

University. Services include academic support, academic advising, academic monitoring and career transition after eligibility is exhausted.

An Assistant Athletic Director for Academic Services along with an Academic Coordinator and two Graduate

Assistants work closely with all student-athletes to ensure that the academic experience at Southeastern is second to none. Academic Center staff work closely with faculty as well as various campus departments on behalf of the student-athlete population.

Success in the Classroom

166 student-athletes received a 3.0 GPA or higher, with 30 earning a 4.0 GPA during the Spring 2017 semester. Those numbers grew to 183 (3.0 or higher) and 35 (4.0) in Fall of 2017.

In Spring 2018, 103 SLU student-athletes topped a 3.0 GPA with 29 earning a perfect 4.0 grade point average.

The Lions and Lady Lions combined for a 2.968 grade point average in the Fall 2017 semester – the highest department-wide semester GPA in school history.

Four SLU senior student-athletes were recognized for having the highest cumulative GPAs among Lion and Lady Lion upcoming graduates. Soccer student-athlete Elizabeth Hunter (finance), as well as tennis student-athletes Dany Raygadas (computer science) and Madina Vorotnikova (kinesiology) will all graduate with a 4.0, while baseball student-athlete Josh Green (general studies) has the highest GPA among male senior student-ath-





2018-19 SOUTHEASTERN LOUISIANA MEN'S BASKETBALL

CONFERENCE CHAMPIONSHIPS



Conference Championships

Baseball (19)

1953	Gulf States
1954	Gulf States
1955	Gulf States
1957	Gulf States
1962	Gulf States
1963	Gulf States
1965	Gulf States
1966	Gulf States
1973	Gulf South (West)
1978	Gulf South (Tournament)
1992	Trans America Athletic (West)
	Trans America Athletic (Tournament)
1993	Trans America Athletic
	Trans America Athletic (West)
1994	Trans America Athletic
	Trans America Athletic (West)
	Trans America Athletic (Tournament)
2014	Southland (Tournament)
2015	Southland

Football (9)

1946	Louisiana Intercollegiate
1952	Gulf States
1953	Gulf States
1954	Gulf States
1956	Gulf States
1960	Gulf States
1961	Gulf States
2013	Southland
2014	Southland

Golf (9)

1973	Gulf South
1974	Gulf South
1978	Gulf South

1992	Trans America Athletic
1994	Trans America Athletic
1998	Southland
2000	Southland
2010	Southland
2013	Southland

Soccer (8)

1998	Southland Tournament
1999	Southland
2002	Southland
2003	Southland
2009	Southland Tournament
2010	Southland
2013	Southland Tournament
2015	Southland Tournament

Women's Tennis (8)

1993	Trans America Athletic
2005	Southland Tournament
2006	Southland
2006	Southland Tournament
2007	Southland
2007	Southland Tournament
2008	Southland
2013	Southland

Men's Basketball (7)

1953-54	Gulf States
1972-73	Gulf States
1984-85	Gulf Star
1994-95	Trans America Athletic West
2003-04	Southland
2004-05	Southland
2005	Southland Tournament
2017-18	Southland

Men's Track and Field (6)

1972	Gulf South
1973	Gulf South
1975	Gulf South
1975	NAIA National Champions
2014	Southland - Indoor
2014	Southland - Outdoor

Volleyball (4)

1993	Trans America Athletic West
1994	Trans America Athletic West
1995	Trans America Athletic West
1996	Trans America Athletic West

Men's Tennis (3)

1954	Gulf States
1966	Gulf States
1987	Gulf Star

Women's Basketball (3)

1976-77	AIAW National Champions
2006-07	Southland (East)
2008-09	Southland (East)

Men's Cross Country (1)

1973	Gulf South
------	------------

Softball (1)

1994	Trans America Athletic West
------	-----------------------------

Mission Statement

The Lion Athletics Association (LAA) is a non-profit organization which assists the Southeastern Athletics Department by providing financial support for scholarships, operations and athletic facilities. The LAA follows by-laws set forth and reviewed yearly by the President of the University, Athletic Director and the LAA Board of Directors to ensure all policies and goals comply with the NCAA and Southeastern Louisiana University regulations and missions.

The primary mission of the LAA is to positively impact the lives of Southeastern student-athletes.

Giving Options

Contributions to the LAA can be earmarked for use by specific sports programs, spirit groups, the Academic Center, the Student Athlete Advisory Committee or the LAA general fund.

Funds can then be used for:

- Fifth-year scholarship aid for eligible student-athletes. This aid assists student athletes to graduate upon completion of their athletic eligibility
- Financial assistance (recruiting, travel, equipment)
- Scholarship assistance
- Programs and projects that benefit the individual sport programs or the department as a whole
- Operation costs of the LAA

Other Ways to Give

Athletic Scholarship Endowments

Scholarship endowments can be established to aid the most deserving student-athletes or designated to a student-athlete participating in a particular sport. Scholarship endowments allow you to have your name, or the name of a loved one, linked to Southeastern Athletics.

Naming Rights

Leave your mark on Southeastern Athletics and leave a legacy that will be viewed for years to come through a name rights gift. Naming opportunities exist at each of the Southeastern athletic facilities.

Planned Gifts

Name Southeastern Athletics as a beneficiary in your will, life insurance, trust or other planned gift arrangement and ensure the continued development of student-athletes from one generation to the next. Please contact Tom Dawsey, Assistant AD for Marketing & Development, at (985) 549-5226.

Gift-In-Kind

A gift-in-kind is a donation of goods and/or services instead of money.

Payroll Deduction for Employees of Southeastern

Southeastern employees can payroll deduct their contribution to the LAA. Please contact the LAA to find out how.

Corporate Sponsorships (Partnership Form)

Lion Sports Properties offers a variety of game day and promotional opportunities for your business to reach the thousands of fans that attend sporting events at Southeastern Louisiana University year round. Combine your business with the excitement of Southeastern Athletics through one or more of the following opportunities: signage packages, print advertising, radio spots and live reads, website banners on Lionsports.net, gameday sponsorships and golf tournament packages. Please contact Elaina Kinzer at (985) 549-2573 for more details.

Contacting the LAA

For more information on the Lion Athletics Association, inquiries can be made to any of the following offices:
Lion Athletics Association Office - (985) 549-5091



LION ATHLETICS ASSOCIATION

List of Athletic Endowments and Scholarships

The Anatomix Physical Therapy Endowment for the Support of Athletic Training
 The Angelo C. and Marguerite Antonelli Endowed Scholarship in Athletics
 The Greg Baker Endowed Scholarship
 The Thomas and Virginia Barr III Endowed Scholarship in Athletics
 The Arlene R. Blackwell Endowed Scholarship in Athletics
 The William and Emily Bond Endowed Scholarship for Athletics
 The Glen D. Bowman Family Endowed Scholarship in Athletics
 The JoAnn Spangler Bowman Memorial Endowed Scholarship in Athletics
 The David Y. Brian Family Endowed Scholarship
 The Charlotte and Bret Brian Endowment for the Support of Football
 The Nathan and Evelyn Bruser Endowed Scholarship in Track & Field
 The Wilbur Carlisle Endowed Scholarship in Athletics
 The Central Progressive Bank Endowment Scholarship in Athletics
 The Joel Champagne Endowed Scholarship
 The Dr. Davis E. "Sonny" Chandler Endowed Scholarship in Athletics
 The Leroy and Elsie Chenevert Memorial Scholarship in Athletics
 The Coaches Memorial Scholarship in Football - Red Stick Chapter
 The Colonial Pipeline Settlement Scholarship - St. Helena Parish
 The Ralph J. and Margaret S. Daigle Endowed Scholarship in Athletics
 The Bob Deviney Endowed Scholarship for Baseball
 The Manuel Dugas Family Endowed Scholarship for Athletics
 The Bob Dube, Terry King and Joe Abene Endowed Scholarship for Athletics
 The Rick Durham Family Endowed Scholarship for Athletics
 The Janice and Leonie Ezezbunam Endowed Scholarship in Track & Field
 The Farris Family Endowed Scholarship in Athletics
 The John Faught Endowed Scholarship for Athletics
 The Bobby Felder Endowed Scholarship
 The FeLions Endowed Scholarship in Athletics
 The Duane and Verne Floyd Endowment for the Support of Football
 The Stanley Galloway Endowed Scholarship in Athletics
 The Gary Glaser Endowed Scholarship in Athletics
 The Sandy Goodwin Memorial Scholarship Fund
 The Dr. Robert and Lydia Hardy Endowed Scholarship in Athletics
 The Donnie Jarreau Endowed Scholarship in Athletics
 The Ellis Johnson Endowed Scholarship in Football
 The Johnson Family Endowed Scholarship in Athletics
 The Charmaine Voss Kenelly Endowed Scholarship for Baseball
 The Patrick G. Kenelly Endowed Scholarship for Athletics
 The Billy and Launa Ladner Endowment
 The Barton and Mary Leader Endowed Scholarship in Athletics
 The Robert W. Lee Scholarship
 The Don and Willie Lewis Endowed Scholarship
 The Amy Livingston-Oberschmidt Endowed Scholarship in Tennis
 The Oscar and Billie Jean Lofton Endowed Scholarship for Football
 The Lura Hornosky Manzella Memorial Scholarship in Athletics
 The Ken and Christina Matherne Endowed Scholarship for Athletics
 The Junior and Peggy Matheu Endowment for the Support of Football
 The Dr. Lee Mire Endowment for the Support of Football
 The Beau Mothe Endowed Scholarship in Athletics
 The Scott Patterson Endowed Scholarship for Athletics
 The Cedric and Dannette Patton Endowment for Football
 The Craig "Tank" Peak and Judge Burrell Carter Endowed Scholarship for Athletics
 The John and Georgianne Poteet Endowed Scholarship in Baseball
 The Ray "Coon" and Jacklyn Porta Endowed Scholarship in Athletics
 The Charles and Kathy Reese Endowed Scholarship for Athletics
 The Ray Renton Endowed Scholarship for Support of Athletics
 The Robin Roberts Endowed Scholarship for Women's Athletics
 The John A. Roberts, Jr. Endowed Scholarship for Football
 The Duke Robin Endowed Scholarship in Athletics
 The Sam and Chris Santora Endowed Scholarship for Athletics
 The Danny K. Schilling Endowed Scholarship in Athletics (Football)
 The John and Ellie Schroder Endowed Scholarship for Athletics
 The Duane and Leigh Shafer Endowed Scholarship in Athletics
 The Dick and Glory Sharp Endowed Scholarship
 The Sigma Tau Gamma Alumni Association Riverbell Classic Scholarship
 The Skibinski Family Endowed Scholarship
 The Southeastern Athletic Memorial Scholarship
 The State Farm Endowment
 The Stevens Family Endowed Scholarship in Athletics
 The Coach Andy Thiel Endowed Scholarship for Track
 The Trapp Family Endowed Scholarship in Athletics
 The Pete Valenti Endowed Scholarship in Athletics
 The David Venable Endowed Scholarship in Athletics
 The Louis Wiginton Endowed Scholarship in Football
 The Dr. Dale Williams Endowed Scholarship in Athletics
 Marica and Cameron Barr Aid to Athletes
 Fred Trapp Fifth Year Aid for Athletes



2018-19 SOUTHEASTERN LOUISIANA MEN'S BASKETBALL



**HERE
TO
CREATE**

@ADIDASHOOPS