



**MATCHUP**

**LINDENWOOD**



**6-2, 1-2 OVC**

**TENNESSEE TECH**



**2-6, 1-3 OVC**

Series History | First Meeting

**GAME PREVIEW**

The Lindenwood football team (6-2, 1-2 OVC) will hit the road for the final time this season to take on Tennessee Tech (2-6, 1-3 OVC) on Saturday for a 1:30 p.m. start in Cookeville, Tenn.

The Lions are coming off of a 64-23 win over William Jewell, as Payton Rose set a new school mark for receiving touchdowns in a career on his third score of the game. Rose now holds the career mark for receptions (178), receiving yards (3,133), and receiving touchdowns (33). In the game, Cade Brister went for 326 which was the sixth time this season he has gone over 300 yards passing in a game. Brister now has over 10,000 passing yards in his career, to go along with 1,840 yards on the ground.

Lindenwood has put together a four-game winning streak, moving to six wins on the year. The Lions started their run with a 52-49 win over Central Arkansas on the road, before taking down Eastern Illinois by a 37-34 margin in double overtime. In the past two home games, Lindenwood earned its first OVC win with a 33-18 victory over Murray State, before posting a season-high 64 points over William Jewell this past weekend. Over the course of the last three games, the defense has allowed a minuscule 17 (5.7 per game) points combined in the second half, excluding the overtime period.

The only two losses on the year for the Lions have been to UT Martin and Southeast Missouri. Currently, the Skyhawks are ranked No. 15, while the Redhawks come in at No. 20 in the most recent AFCA FCS Coaches Poll.

The Lions are 3-1 on the road this season, winning their last two games by a combined six points. Lindenwood is averaging 34.0 points in four road contests this year. The Lions are averaging over 500 yards of offense per game, which is right with the top teams in the FCS. Brister plays a big part in the success of the offense, as his 364.4 total offensive yards per game rank atop the conference.

**PLAYERS TO WATCH**



Devon Edwards  
6-2 | 220  
Sophomore | LB



Jared Rhodes  
5-11 | 199  
Freshman | RB



Frank Caldwell  
6-0 | 235  
Sophomore | DL



Tayvian Weary  
5-10 | 296  
Senior | DL

**LINDENWOOD LEADERS**



**PASSING**

Cade Brister (184-for-289, 2,493 yards, 19 TD)  
Cole Dugger (13-for-20, 197 yards, 4 TD)



**RUSHING**

Andrew Martin (92 attempts, 493 yards, 3 TD)  
Cade Brister (106 attempts, 422 yards, 8 TD)  
Justin Williams (40 attempts, 214 yards, 2 TD)



**RECEIVING**

Payton Rose (48 catches, 916 yards, 7 TD)  
Kobe Smith (43 catches, 590 yards, 7 TD)  
Chase Lanckriet (23 catches, 285 yards, 0 TD)  
Jeff Caldwell (15 catches, 141 yards, 4 TD)



**DEFENSE**

David Whittemore (50 tackles, 2.0 TFL, 1 FR, 2 FF, 3 PBU)  
Tyrone Griffin (43 tackles, 16 solo, 27 assists, 2.5 TFL, 1.0 sacks, 2 PBU)  
Sterlin Williams (37 tackles, 6.5 TFL, 4.5 sacks, 4 QBH, 1 FR, 2 FF, 1 PBU)  
Lloyd Lockett (37 tackles, 23 solo, 14 assists, 2.0 TFL, 1 FR, 1 FF, 1 PBU)  
Darion Bolden (31 tackles, 18 solo, 12 assists, 2 INT 12 PBU, 1 FF)

**QUICK FACTS**

**LINDENWOOD**



Mascot: Lions  
Location: St. Charles, Mo.  
Colors: Black & Gold  
Head Coach: Jed Stugart  
Career Record: 123-47  
Lindenwood Record: 32-23

**TENNESSEE TECH**



Mascot: Golden Eagles  
Location: Cookeville, Tenn.  
Colors: Purple & Gold  
Head Coach: Dewayne Alexander  
Career Record: 55-68  
School Record: 14-36

**GAME INFORMATION**

SATURDAY, NOVEMBER 5, 2022 | 1:30 P.M. | TUCKER STADIUM | COOKEVILLE, TENN.

Watch | ESPN+ (es.pn/3NITffY)  
Stats | bit.ly/3Nah7ZI



## JED STUGART | HEAD COACH | SIXTH SEASON



Jed Stugart is in his sixth season as the Lindenwood football head coach in 2022. Stugart has been a head coach for 16 seasons and has an all-time record of 123-47.

In 2021, the Lions won their second-consecutive GLVC Championship with another perfect season in league play. Lindenwood closed out the season with a 9-3 record, while going 7-0 in the conference. For the second time in as many seasons in the GLVC, Stugart was named Coach of the Year. Stugart was joined by Drew Seers (defense), Spencer Redd (special teams), and Robert Giaimo (freshman) as major award winners.

The Lions accumulated 21 all-conference selections, while Seers went on to collect two first-team All-American honors. Seers was also voted as a finalist for the Cliff Harris award, which recognizes the top defensive player in the country. Seers was named the D2Football.com Defensive Player of the Year in his final season with the Lions. Lindenwood earned its second appearance in the NCAA Division II Football Playoffs for the second time since joining the NCAA. Academically, the Lions compiled three CoSIDA Academic All-District selections, while two moved on to earn Academic All-American accolades.

In week three of the season, the Lions tied the program record for most rushing touchdowns in a game with eight. Cade Brister ran the ball in five times, which was the most by an individual in 16 years. Lindenwood went into Kirksville, Mo. to upset No. 18 Truman State with the help of three rushing scores from Robert Giaimo. The following week, the Lions earned a win over Quincy with the help of three interceptions from Kai Ross, and a kick return for a touchdown by Spencer Redd. Just two weeks later, Redd returned a punt return for a touchdown for the first time in nine years. Lindenwood capped of the regular season with a win over McKendree, marking 14-consecutive wins for the Lions in the conference.

In the summer of 2020, Lindenwood earned a ranking of No. 13 in the Street and Smith Preseason Poll, while receiving the No. 17 spot in the LINDY'S Sports Preseason Poll. Drew Seers was featured on the College Football American Yearbook Division II Preseason Starting Lineup. Due to the COVID-19 pandemic, the start of the 2020 season was delayed. On October 6, 2020, the GLVC Council of Presidents voted to move the season into the spring semester, which featured a shortened schedule. On March 18, 2021, the Lindenwood football program opted out of the spring season out of concern for the health and well-being of the student-athletes.

Lindenwood had its best year in the NCAA era during the 2019 season, as the Lions earned a berth in the 2019 NCAA Division II Playoffs for the first time in school history. Stugart was named the 2019 GLVC Coach of the Year as the Lions posted a 9-4 overall record, with a perfect 7-0 record in the GLVC to capture the 2019 GLVC Championship. The Lions set four school records over the course of the season, while breaking one game record. Lindenwood rewrote four individual game records and 12 individual season records over the course of 2019.

Lindenwood garnered the GLVC Defensive Player of the Year in Drew and the GLVC Offensive Player of the Year in Cade Brister. Seers was named first-team All-American (Associated Press, AFCA, D2CCA), and second-team All-American (D2Football.com). Brister earned honorable-mention All-American (D2Football.com) recognition and was nominated as a Harlon Hill candidate. Erik Henneman was named second-team All-American (D2Football.com). Seers was named first-team all-region, while Henneman and Payton Rose each earned second-team all-region honors. Lindenwood tallied nine first-team all-GLVC players, with four second-team all-GLVC members, and two more on the honorable-mention list. The Lions earned GLVC Player of the Week 10 times, splitting five on each side of the ball.

Lindenwood ranked eighth in the country with 303 first downs, while standing ninth in the nation with 301.1 passing yards per game. The Lions ranked 16th in NCAA Division II with a 62.4 completion percentage. Stugart and the Lions closed out the 2019 season ranked No. 25 in the final AFCA Division II Coaches Poll of the year. Stugart led the Lions to a 5-1 record at home, including upset victories over No. 24 Truman State and No. 8 Ulndy. Lindenwood won a thrilling 45-37 road victory over McKendree in the NCAA Division II Football Showcase Game of the Week. The Lions pulled off a come-from-behind victory over Truman State after rattling off 21 points in the fourth quarter. Lindenwood executed the perfect onside kick, which led to the game-winning touchdown. Lindenwood shocked the conference with a seven-point victory over Ulndy, handing the Greyhounds their first conference loss in more than three years. Cade Brister set multiple school records during the game, as he completed 38 passes for 541 yards. The Lions closed out their home slate against Missouri S&T, sending out its senior class in thrilling fashion. On the final play of regulation, Jordan Perry blocked the field goal attempt by the Miners to send the game into overtime. The Lions scored the lone touchdown in the overtime period, giving Lindenwood its most home victories since the 2011 season.



Stugart and the Lions advanced to the NCAA Division II Playoffs for the first time since joining the NCAA, and proved the doubters wrong. Lindenwood faced No. 5 Quachita Baptist who stood undefeated on the season. The Lions fought their way to a 41-38 victory over the Tigers, earning their first playoff win since the 2009 season.

In 2018, Stugart led the Lions to 4-7 season with all wins coming on the road. The offense averaged the most plays per game in a single season with 76.0 during the 2018 season. Lindenwood placed 12 players on the all-MIAA football teams, including two first-team honorees. The two first-team selections were the most for Lindenwood since the 2015 season. The Lions had a record-setting game against Missouri Southern in a 51-13 victory in the second game of the season. Lindenwood scored seven touchdowns which tied for second in program history in a single game.

After scoring 42 points in a week three loss, Stugart guided the Lions to their first win over Emporia State in program history with a 48-41 victory. Lindenwood capped off the year with a wild 21-point fourth-quarter comeback victory over Missouri Western. The Lions scored with less than two minutes left in the game on an 11-play 99-yard drive. Lindenwood recovered the ensuing onside kick, and drove down to score the game-winning touchdown with 36 seconds left in the game.

The 2018 season was highlighted by All-American tight end Erik Henneman. Henneman was named first-team All-American by the AFCA, D2CCA, and D2Football.com after hauling in nine touchdowns on 57 receptions for 639 yards. Joining Henneman on the first-team all-MIAA list was senior defensive lineman Jonathan Harris. Harris was named first-team all-MIAA for the second-straight season as he amassed 11.5 tackles for loss and had six sacks in his final season with the Lions. Stugart had 12 Lions earn all-MIAA honors. Following the 2019 NFL Draft, Harris signed a training camp invite deal with the Chicago Bears.





In his first season at Lindenwood, Stugart led the Lions to their best season in five years. Lindenwood won four games, including a road victory at Pittsburg State, one of the toughest places to play in the MIAA. The Lions were also much more competitive in their other games, and they improved their scoring margin by nearly eight points a game. Statistically, Lindenwood had both its top offensive and defensive numbers since the program's first year in the MIAA. The biggest change Stugart made, though, was improving the program's culture, and building the blocks for future success, including signing the largest recruiting class during Lindenwood's NCAA era in 2018. Stugart coached 13 players that earned all-MIAA honors, the highest mark for the program since Lindenwood joined the MIAA. Among the honorees was Jonathan Harris earning first-team all-MIAA honors on the defensive line.

Stugart was the head football coach at Sioux Falls from 2010-16, and turned the program into one of the top ones in NCAA Division II. In seven seasons, he had a record of 65-17, including a 32-5 mark over the last three years. In his first season in 2010, Stugart led the Cougars to a conference championship, and the team advanced to the NAIA National Championship game. The program began the transition to the NCAA Division II level after that. Sioux Falls won 20 games over the next three years, including a 9-2 mark in its first season as a member of the Northern Sun Intercollegiate Conference (NSIC) in 2012.

Over his final three seasons at the school, Stugart and Sioux Falls took the next step and became one of the top teams in the country. The Cougars went to the postseason all three years with a victory in the Mineral Water Bowl in 2014 and NCAA Tournament appearances in both 2015 and 2016. Sioux Falls won its first NSIC Championship this past season with a perfect 11-0 regular season mark, and it won its first NCAA Tournament game with a 34-21 first-round win over Azusa Pacific. Stugart was named the NSIC Coach of the Year and a NCAA Regional Coach of the Year after the Cougars finished the regular season in the top-five in the national rankings.

Stugart's offenses ranked in the top-25 in the NCAA Division II in scoring and total offense the last three seasons, and they have ranked in the top-20 in scoring defense in two out of the last three years. In 2017, the Cougars ranked third in rushing offense (308.1), seventh in total offense (511.3), 21st in scoring offense (39.0), and 20th in scoring defense (19.6). During Sioux Falls' tenure in the NSIC, Stugart produced 73 all-NSIC performers and eight All-Americans. The Cougars had three Academic All-Americans, and 91 members on the Academic All-NSIC team. In 2010, he coached the NAIA Player of the Year, as well as 22 all-conference selections. He was the head coach at former Lindenwood rival MidAmerica Nazarene from 2006 to 2008. He had a record of 26-7 with MidAmerica Nazarene, along with two postseason appearances and the 2008 HAAC Championship. Stugart was once named the Region 3 Coach of the Year by the American Football Coaches Association.

Stugart has also been an assistant coach at two NCAA Division I programs. In 2009, he was the linebackers coach for UNLV. All three starting linebackers that season finished in the top-20 in the Mountain West Conference in tackles, and the team just missed a bowl bid. From 1999 to 2005, he was a coach at Northern Colorado. He started by coaching the defensive line and linebackers before being promoted to defensive coordinator in 2003. In his first year as coordinator, the Bears defense ranked 16th in the nation in total defense and 13th in scoring defense. Stugart produced three All-Americans at Northern Colorado and was a part of two conference championships and two postseason appearances.

Stugart earned a bachelor's degree from Azusa Pacific University in 1995 and a master's degree from Northern Colorado in 2003. He earned three letters as a linebacker from Azusa Pacific. Stugart and his wife, Angie, have a son, Gunner, and a daughter, Gracie.

COACHING CAREER

| YEAR   | SCHOOL              | OVERALL RECORD | CONF. RECORD |
|--------|---------------------|----------------|--------------|
| 2006   | MidAmerica Nazarene | 7-3            | 7-3          |
| 2007   | MidAmerica Nazarene | 9-3            | 8-2          |
| 2008   | MidAmerica Nazarene | 10-1           | 10-0         |
| 2010   | Sioux Falls         | 13-1           | 10-0         |
| 2011   | Sioux Falls         | 5-4            | 0-0          |
| 2012   | Sioux Falls         | 9-2            | 9-2          |
| 2013   | Sioux Falls         | 6-5            | 6-5          |
| 2014   | Sioux Falls         | 11-1           | 11-1         |
| 2015   | Sioux Falls         | 9-3            | 9-2          |
| 2016   | Sioux Falls         | 12-1           | 11-0         |
| 2017   | Lindenwood          | 4-7            | 4-7          |
| 2018   | Lindenwood          | 4-7            | 4-7          |
| 2019   | Lindenwood          | 9-3            | 7-0          |
| 2020   | Lindenwood          | -              | -            |
| 2021   | Lindenwood          | 9-3            | 7-0          |
| 2022   | Lindenwood          | 6-2            | 1-2          |
| Career | 15th Year           | 123-47         | 104-31       |





## DUSTY HOVORKA | OFFENSIVE COORDINATOR | SIXTH SEASON



Dusty Hovorka is in his sixth season in 2022 as Lindenwood's offensive coordinator. In 2021, the Lions won their second-consecutive GLVC Championship with another perfect season in league play. Lindenwood closed out the season with a 9-3 record, while going 7-0 in the conference. Robert Gaioma was named the GLVC Freshman of the Year as a running back. The Lions accumulated 21 all-conference selections, including 10 on the offensive-side of the ball. Lindenwood earned its second appearance in the NCAA Division II Football Playoffs for the second time since joining the NCAA. Academically, the Lions compiled three CoSIDA Academic All-District selections, while two moved on to earn Academic All-American accolades.

In week three of the season, the Lions tied the program record for most rushing touchdowns in a game with eight. Cade Brister ran the ball in five times, which was the most by an individual in 16 years. Lindenwood went into Kirksville, Mo. to upset No. 18 Truman State with the help of three rushing scores from Robert Gaioma. Lindenwood capped off the regular season with a win over McKendree, marking 14-consecutive wins for the Lions in the conference.

In the summer of 2020, Lindenwood earned a ranking of No. 13 in the Street and Smith Preseason Poll, while receiving the No. 17 spot in the LINDY'S Sports Preseason Poll. Due to the COVID-19 pandemic, the start of the 2020 season was delayed. On October 6, 2020, the GLVC Council of Presidents voted to move the season into the spring semester, which featured a shortened schedule. On March 18, 2021, the Lindenwood football program opted out of the spring season out of concern for the health and well-being of the student-athletes.

The Lions had one of their most successful seasons on offense in 2019, as Hovorka helped lead the Lions to a GLVC Championship. Lindenwood earned its first appearance in the NCAA Division II Playoffs, as the Lions went 9-4 on the season with a 7-0 mark in conference play. Hovorka guided 2019 GLVC Offensive Player of the Year Cade Brister to a record-setting season. The offense set four team records for the season, while Brister broke four individual game records for the Lions. Lindenwood ranked eighth in the country with 303 first downs, while ranking ninth in the nation with 301.1 passing yards per game.

Lindenwood averaged 31.7 points per game, while its 428.9 yards per game ranked 33rd in NCAA Division II. Erik Henneman was named second-team All-American and second-team all-region (D2Football.com) after posting 699 yards with 10 touchdowns. Payton Rose set a new school record with 15 receiving touchdowns, and added 1,168 yards to earn second-team all-region (D2Football.com) recognition. Brister set seven individual season records to earn honorable-mention All-American (D2Football.com) honors, as his season was highlighted with 3,779 passing yards and 39 touchdowns.

Najee Jackson set a new school mark with 72 receptions in his final season, as the Lions held the top-four spots in the conference in receptions per game. All four individual game records were achieved when the Lions upset No. 8 Ulndy. Brister completed 38 passes on 59 attempts for 541 yards, and totaled 554 total yards of offense. Hovorka coached six first-team all-GLVC players on offense, while placing one on the second team, and another on the honorable-mention list. The success was a team effort, as three offensive linemen, two receivers, one running back, one tight end, and one quarterback made up the all-conference selections on offense. Lindenwood compiled five GLVC Offensive Player of the Week honors, as Brister tallied three weekly awards. Lindenwood compiled 602 yards of offense against Ulndy as part of the record-setting day. The Lions threw for 300 yards or more in six different games, including five-straight. The ground game averaged 4.2 yards per carry, as the offense broke off 251 rushing yards against Southwest Baptist.

In his second season, Hovorka helped the offensive production increase from a season ago, scoring 28.8 points per game. The Lindenwood offense ranked in the top-25 in the nation with an 85.7 percent success rate in the red zone. The Lions scored 41 points or more in three-straight games, including a 51-point effort against Missouri Southern. Junior tight end Erik Henneman broke the school record for touchdown receptions in a game with four.

Lindenwood earned its first win over Emporia State in a 48-41 victory in the fourth game of the season. The Lions put up 24 points against No. 10 Pittsburg State and 17 points against No. 11 Northwest Missouri, both above their season average in points allowed. Nash Sutherlin broke free against Pittsburg State for an 87-yard touchdown run, one yard shy of the school record. Lindenwood capped off the year with a wild 21-point fourth-quarter comeback victory over Missouri Western. The Lions scored with less than two minutes left in the game on an 11-play 99-yard drive. Lindenwood recovered the ensuing onside kick, and drove down to score the game-winning touchdown with 36 seconds left in the game. Hovorka played a key part in the success of freshman quarterback Cade Brister who ranks near the top of multiple school records after just one season. Brister was responsible for 27 touchdowns, ranking right behind two of the greatest quarterbacks in program history (Philip Staback and Ben Kisner). Hovorka helped aid the production of first-team All-American tight end Erik Henneman. Along with Henneman, the Lindenwood offense tallied four other all-MIAA honorees, including second-team offensive lineman Lucas Beddow. Earning honorable-mention recognition were Brister, Sutherlin, and Cameron Sanders.



In his first season at Lindenwood, Hovorka had a new quarterback under center, and a new-look offensive line. Despite the changes, the Lions still improved their offense by nearly half a point a game, and gained 26.1 more yards per game. Lindenwood jumped one spot in the MIAA in scoring offense, and four spots in total offense. The program had its highest scoring offense and total offense since its 2012 campaign.

Hovorka helped three offensive players earned third-team all-MIAA honors in running back Calen Campbell, wide receiver Deantrell Prince, and offensive lineman Akil Williams. Three other offensive players also earned honorable mention accolades. Hovorka came to Lindenwood from the University of Sioux Falls, where he served from 2010-2016. From 2014-2016, he was Sioux Falls's offensive coordinator.

While he was offensive coordinator, Hovorka's offense averaged 40.3 points and 489.5 total yards of offense a game. The Cougars averaged 239.3 yards on the ground and 250.1 yards through the air. In those three seasons, Sioux Falls went 32-5, appeared in the postseason all three years, won the 2016 NSIC Championship, and won its first NCAA Tournament game in 2016.

In 2016, Sioux Falls ranked third in the nation by rushing for over 300 yards a game. The Cougars were 17th in scoring offense and seventh in total offense. Three players earned first-team all-NSIC honors, including running back Max Mickey, a Harlon Hill candidate. Six other offense players earned second-team all-conference awards, and two were honorable mention picks. In 2015, Hovorka helped Sioux Falls to being ranked 16th in scoring offense and 19th in total offense.

The offensive line led the nation that year by allowing just five sacks. Six players earned all-conference honors, including offensive lineman Antonio Green who was a first-team All-American. In his first year as an offensive coordinator, Hovorka led Sioux Falls to being ranked seventh nationally in scoring offense and 17th in total offense. The Cougars scored 58 offensive touchdowns, 11 more than the previous season. Hovorka coached the NSIC

Offensive Player of the Year in quarterback Luke Papilion, as well as four other all-conference performers.

From 2010-2013, Hovorka was in charge of the team's wide receivers. In his first season, he coached Jon Ryan to NAIA Player of the Year honors after Ryan had 24 touchdowns, 81 receptions, and 1,430 receiving yards. After Sioux Falls joined the NSIC, two players earned all-conference honors in that span. Hovorka was one of the top players in Sioux Falls history from 2003-2006. He set career records with 291 receptions, 4,801 receiving yards, and 55 receiving touchdowns. Hovorka was a three-time All-American, and the only wide receiver in school history to record 1,000 or more yards in all four of his seasons. He helped Sioux Falls win the 2006 NAIA National Championship.

After his collegiate career, Hovorka played six seasons for the Sioux Falls Storm in the IFL. Hovorka is married to Kari Keating.





ERIC INAMA | DEFENSIVE COORDINATOR | SIXTH SEASON



Eric Inama is in his sixth season on the Lindenwood football coaching staff in 2022. He was promoted to defensive coordinator prior to the 2019 season. In 2021, the Lions won their second-consecutive GLVC Championship with another perfect season in league play. Lindenwood closed out the season with a 9-3 record, while going 7-0 in the conference. For the second time in as many seasons in the GLVC, Drew Seers was named Defensive Player of the Year. The Lions accumulated 21 all-conference selections, including nine of the defensive unit. Seers went on to collect two first-team All-American honors and was voted as a finalist for the Cliff Harris award, which recognizes the top defensive player in the country. Seers was named the D2Football.com Defensive Player of the Year in his final season with the Lions. Lindenwood earned its second appearance in the NCAA Division II Football Playoffs for the second time since joining the NCAA. Academically, the Lions compiled three CoSIDA Academic All-District selections, while two moved on to earn Academic All-American accolades.

The Lions earned a win over Quincy with the help of three interceptions from Kai Ross, which tied a program record. The Lions collected 18 interceptions to rank fifth in school history. Ross (6) and Seers (5) reached the top-six in the program record book for interceptions in a season. Jordan Perry finished the season with 11 pass breakups to rank second in school history. Lindenwood capped off the regular season with a win over McKendree, marking 14-consecutive wins for the Lions in the conference.

In the summer of 2020, Lindenwood earned a ranking of No. 13 in the Street and Smith Preseason Poll, while receiving the No. 17 spot in the LINDY'S Sports Preseason Poll. Drew Seers was featured on the College Football American Yearbook Division II Preseason Starting Lineup. Due to the COVID-19 pandemic, the start of the 2020 season was delayed. On October 6, 2020, the GLVC Council of Presidents voted to move the season into the spring semester, which featured a shortened schedule. On March 18,

2021, the Lindenwood football program opted out of the spring season out of concern for the health and well-being of the student-athletes.

In 2019, Inama helped Lindenwood to one of its best seasons in the NCAA era, as the Lions went 9-4 on the year with a perfect 7-0 mark in conference play to capture the GLVC Championship. Lindenwood earned a berth in the 2019 NCAA Division II Playoffs, while defeating No. 5 Ouachita Baptist in the first round. Inama aided Drew Seers in his achievement of the GLVC Defensive Player of the Year. Seers was named first-team All-American (Associated Press, AFCA) and second-team All-American (D2Football.com). Seers earned first-team all-region (D2Football.com) recognition after his outstanding season. Inama and the defense garnered three members on the first-team all-GLVC, and three players earned second-team all-GLVC honors. Lindenwood tallied five GLVC Defensive Player of the Week honors, as Seers earned the award three different times. Seers set a new school record with 99 assisted tackles, and compiling 17.0 tackles for loss. Tayvian Weary earned first-team all-GLVC, as he tied the school record for sacks in a season with 7.5.


Lindenwood accumulated 10 interceptions and 10 fumble recoveries on the season. The Lions had 14 different players register a takeaway, as three different players forced at least one fumble. The defense averaged 2.1 sacks per game, and tallied 5.0 tackles for loss per game. Inama and the defense close out the game against Ouachita Baptist with an interception to secure the first victory in the NCAA Division II Playoffs for the Lions. Lindenwood closed out the game against No. 24 Truman State with a fumble recovery on the final play of the game to solidify the upset. The defense repeated its performance against Saginaw Valley, as the Lions recovered a fumble on the last play to secure the victory. In the final home game of the year, Inama and the defense stood strong in overtime by stopping Missouri SGT on fourth down to win the game.

In his second year, Inama helped Lindenwood allow the fewest yards since the 2013 season. The Lions allowed 385.3 yards per game, the best mark for the Lions in the last eight years. In week two, the Lions allowed just 33 passing yards against Missouri Southern which was the second-lowest mark in program history.

Inama saw great production from the safety position, as Darrius Williams and Grady Daniels were named to the all-conference team. Williams posted his second-straight 100-plus tackle season to earn third-team all-MIAA, ranking fifth in the season record books ranking behind Connor Harris. Daniels earned honorable-mention all-MIAA recognition after posting 103 tackles, and registered one of the two interceptions returned for a touchdown for the Lions.

Inama saw success as the special team's coordinator, as Cameron Sanders tallied 198 kickoff returns yards against Central Oklahoma to set a new school record. The Lions had two kickoff returns for a touchdown, one of which led to D'Harius Brown earning MIAA Special Teams Player of the Week. Sanders was named honorable-mention all-MIAA as a kick returner after setting the school record for kickoff returns (29) and kickoff return yards (616) in a single season.

In his first season at Lindenwood, Inama played a big role in Lindenwood's defense improving by over seven points and nearly 100 total yards a game. The Lions ranked third in the MIAA by allowing 207.7 passing yards a game, and were ranked third by allowing 6.0 yards per attempt. Lindenwood improved its passing defense by 104.4 yards a game. Lindenwood also had one of the top special teams in the MIAA under Inama. The Lions ranked in the top three in both punt returns and kickoff returns, the only conference school that could claim that. The Lions also ranked in the top half of the MIAA in net punting, field-goal kicking, and PAT kicking.



Inama coached five all-conference performers. On defense, Bakari Triggs was a second-team selection, Darrius Williams was a third-team pick, and Ace Rogers was honorable mention. On special teams, Kendell Sparks was second-team all-MIAA as a return, and punter Michael Crowder was named honorable mention all-conference.

Inama came to Lindenwood from the University of Sioux Falls, where he served as the defensive backs/special teams coordinator from 2014-2016. In that three-year span, the Cougars went 32-5. Sioux Falls intercepted 66 passes and returned 12 of those interceptions for touchdowns. Sioux Falls was nationally-ranked and made the postseason in all three of those seasons. Last year, the program won the NSIC Championship and advanced to the second round of the NCAA Tournament.

Among the top players Inama coached were John Tidwell and Solomon St. Pierre. Tidwell was a three-time first-team all-NSIC pick, and St. Pierre won back-to-back first-team honors. St. Pierre also won numerous All-American honors, and Tidwell was an Academic All-American. Last season, three defensive backs earned first or second-team all-NSIC accolades. Inama also coached one of the top special teams units in the NSIC. In 2016, the Cougars ranked third nationally in kickoff returns and 27th in punt returns. Sioux Falls also ranked in the top-20 in kickoff returns in 2014, and in the top-20 in punt returns in 2014 and 2015. Inama was also an assistant coach at Sioux Falls from 2007-2009. He helped the Cougars win back-to-back NAIA National Championships in 2008 and 2009, and finish second nationally in 2007. Sioux Falls also won conference titles all three of those seasons, and had the NAIA's No. 1 defense in 2008 and 2009.

From 2010-2012, Inama was the defensive coordinator at Midland University. In his first season, he helped Midland have its most successful season in 16 years. The Warriors went 8-3 and finished the year ranked 22nd in the NAIA. That squad was ranked second in pass defense efficiency, sixth in scoring defense, and 11th in total defense. In 2011, Midland was 17th nationally in total defense and third in creating turnovers.

Inama started his coaching career at Kings College as a defensive backs coach. In 2012, Inama was named an AFCA Assistant Coach of the Year finalist. That same year, he served as an assistant coach for the 2012 All-American Bowl. In 2010, he was named an honorary captain of the Schuylkill County Football Coaches Association.

Inama was a three-time letterwinner at Delaware Valley College. He was a part of a program that went 21-3 during a two-year run that included the 2003 ECAC Bowl Championship and 2004 Middle Atlantic Championship. The 2004 team reached the NCAA Division III Tournament Quarterfinals. Inama graduated from Delaware Valley College in 2005 with a degree in business administration. He also holds an MBA from Sioux Falls in 2010. Eric is married to his wife, Kaylene, and they have one son, Kade.





**BRYAN BALDWIN | SPECIAL TEAMS COORDINATOR | SEVENTH SEASON**



Bryan Baldwin is in his seventh season on the Lindenwood football coaching staff in 2022. Baldwin is in his fifth season as the defensive backs coach, after spending two years as the running backs coach. After a successful 2019 campaign, Baldwin was promoted to special teams coordinator. In 2021, the Lions won their second-consecutive GLVC Championship with another perfect season in league play. Lindenwood closed out the season with a 9-3 record, while going 7-0 in the conference. For the second time in as many seasons in the GLVC, Drew Seers was named Defensive Player of the Year. The Lions accumulated 21 all-conference selections, including nine of the defensive unit. Seers went on to collect two first-team All-American honors and was voted as a finalist for the Cliff Harris award, which recognizes the top defensive player in the country. Seers was named the D2Football.com Defensive Player of the Year in his final season with the Lions. Lindenwood earned its second appearance in the NCAA Division II Football Playoffs for the second time since joining the NCAA. Academically, the Lions compiled three CoSIDA Academic All-District selections, while two moved on to earn Academic All-American accolades.

conference.

Spencer Redd was named the 2021 GLVC Special Teams Player of the Year. Redd recorded a touchdown on a kickoff return, and another on a punt return. The 678 kick return yards for Redd ranks second in program history, while his 29.5 yards per return set a new school record. Logan Seibert hit nine field goals on the year, including a 50-yard boot against Southwest Baptist that put him in a tie for second place in the record book. The Lions earned a win over Quincy with the help of three interceptions from Kai Ross, which tied a program record. The Lions collected 18 interceptions to rank fifth in school history. Ross (6) and Seers (5) reached the top-six in the program record book for interceptions in a season. Jordan Perry finished the season with 11 pass breakups to rank second in school history. Lindenwood capped the regular season with a win over McKendree, marking 14-consecutive wins for the Lions in the

In the summer of 2020, Lindenwood earned a ranking of No. 13 in the Street and Smith Preseason Poll, while receiving the No. 17 spot in the LINDY'S Sports Preseason Poll. Due to the COVID-19 pandemic, the start of the 2020 season was delayed. On October 6, 2020, the GLVC Council of Presidents voted to move the season into the spring semester, which featured a shortened schedule. On March 18, 2021, the Lindenwood football program opted out of the spring season out of concern for the health and well-being of the student-athletes.

In 2019, Baldwin helped Lindenwood to one of its best seasons in the NCAA era, as the Lions went 9-4 on the year with a perfect 7-0 mark in conference play to capture the GLVC Championship. Lindenwood earned a berth in the 2019 NCAA Division II Playoffs, while defeating No. 5 Ouachita Baptist in the first round. Baldwin and his defensive backfield boasted two all-GLVC players, including first-team all-GLVC safety Grady Daniels. Daniels led the team with seven pass breakups, while adding one interception. Daniels ranked second on the team with his 120 tackles, including 66 solo stops. Ricky McCoy earned second-team all-GLVC recognition, as he led the team with three interceptions. McCoy added six pass breakups and compiled 45 total tackles.

Lindenwood tallied 10 interceptions on the season, all of which came from the defensive backfield. Baldwin and his secondary accounted for 29 of the team's 42 pass breakups on the year. McCoy picked off a pass in the fourth quarter against McKendree, helping the Lions to a road victory. Darrius Williams recovered a fumble on the final play to upset No. 24 Truman State, while Jordan Perry recovered a fumble on the final play of the game against Saginaw Valley. Lindenwood picked off three passes in the first half against Saginaw Valley, to spark a thrilling victory. Daniels registered a key interception in the fourth quarter, helping Lindenwood to a win over Quincy. Lloyd Lockett sparked a comeback for the Lions with an interception against Missouri S&T. Perry made many big plays on the season, one of which was a blocked field goal to send the game to overtime. Perry broke up a pass on the final play of the game in overtime against Missouri S&T, posting the most home victories since the 2011 season. Perry sealed the first win for the Lions in the NCAA Division II Playoffs as he intercepted a pass with 12 seconds remaining against Ouachita Baptist.



In 2018, Baldwin coached a trio of running backs that averaged 5.61 yards per carry. The running backs ran for 1,250 yards and 11 touchdowns on 223 carries. Lindenwood rushed for 1,767 yards on the year, the most since the 2010 season. The Lions had three games with 200 yards or more, including popping off for 294 yards on the ground against Emporia State. Nash Sutherlin tallied 166 yards rushing against the Hornets, scoring once. Cameron Sanders had a 106-yard performance against Northeastern State, and scored twice against Missouri Southern. Baldwin helped create versatility in the backfield, as the trio averaged 7.9 yards per catch on 47 receptions. Sutherlin broke free against Pittsburg State for an 87-yard run that ranked second in program history. Sutherlin scored the game-winning touchdown against Missouri Western with just 36 seconds left in the final game of the season.

In 2017, Baldwin helped the team's running backs average 4.4 yards per carry, an improvement over nearly 16 percent over the previous year. The running backs also scored four more rushing touchdowns on the year, and they played a bigger role in the passing game by having over twice as many receptions than 2016. The improved running backs play helped Lindenwood have its top scoring offense since the 2012 season. Baldwin coach Calen Campbell and helped the senior earn third-team all-MIAA honors. As the cornerbacks coach in 2016, Baldwin helped in the development of Bakari Triggs who was a third-team all-MIAA pick. Lindenwood's cornerbacks accounted for nine interceptions and 21 pass breakups on the season.

Baldwin coached at the prep level in the St. Louis area from 2008-2015, including three years each at Normandy and Chaminade, and one year at Fort Zumwalt West. He was the defensive coordinator and assistant head coach at both Normandy and Chaminade, and coached the defensive backs at those schools. He coached the safeties in 2015 at Fort Zumwalt West. In his seven years as a high school coach, he won three conference championships. His players won numerous all-conference honors, including his entire starting defense earning first or second-team honors in 2014. Baldwin was a four-year player at Kansas State University from 2003-2007. The defensive back had 67 tackles, four interceptions, and 11 pass breakups in his career. Baldwin graduated from Kansas State in 2008 with a bachelor's in arts. He and his wife, Nina, have one daughter, Selah.

## JARRETT GRABBE | DEFENSIVE LINE COACH | SIXTH SEASON



Jarrett Grabbe is in his sixth season on the Lindenwood football coaching staff in 2022. He is the team's defensive line coach. In 2021, the Lions won their second-consecutive GLVC Championship with another perfect season in league play. Lindenwood closed out the season with a 9-3 record, while going 7-0 in the conference. For the second time in as many seasons in the GLVC, Drew Seers was named Defensive Player of the Year. The Lions accumulated 21 all-conference selections, including nine in the defensive unit. Seers went on to collect two first-team All-American honors and was voted as a finalist for the Cliff Harris award, which recognizes the top defensive player in the country. Seers was named the D2Football.com Defensive Player of the Year in his final season with the Lions. Lindenwood earned its second appearance in the NCAA Division II Football Playoffs for the second time since joining the NCAA. Academically, the Lions compiled three CoSIDA Academic All-District selections, while two moved on to earn Academic All-American accolades.

The Lions earned a win over Quincy with the help of three interceptions from Kai Ross, which tied a program record. The Lions collected 18 interceptions to rank fifth in school history. Ross (6) and Seers (5) reached the top-six in the program record book for interceptions in a season. Jordan Perry finished the season with 11 pass breakups to rank second in school history. Lindenwood capped the regular season with a win over McKendree, marking 14-consecutive wins for the Lions in the conference. In the summer of 2020, Lindenwood earned a ranking of No. 13 in the Street and Smith Preseason Poll, while receiving the No. 17 spot in the LINDY'S Sports Preseason Poll. Due to the COVID-19 pandemic, the start of the 2020 season was delayed. On October 6, 2020, the GLVC Council of Presidents voted to move the season into the spring semester, which featured a shortened schedule. On March 18, 2021, the Lindenwood football program opted out of the spring season out of concern for the health and well-being of the student-athletes.

In 2019, Grabbe helped Lindenwood to one of its best seasons in the NCAA era, as the Lions went 9-4 on the year with a perfect 7-0 mark in conference play to capture the GLVC Championship. Lindenwood earned a berth in the 2019 NCAA Division II Playoffs, while defeating No. 5 Ouachita Baptist in the first round. Grabbe and the defense garnered three members on the first-team all-GLVC, and three players earned second-team all-GLVC honors. Tayvian Weary earned first-team all-GLVC, as he tied the school record for sacks in a season with 7.5. Lindenwood accumulated 10 interceptions and 10 fumble recoveries on the season. The Lions had 14 different players register a takeaway, as three different players forced at least one fumble. The defense averaged 2.1 sacks per game, and tallied 5.0 tackles for loss per game. Grabbe and the defense close out the game against Ouachita Baptist with an interception to secure the first victory in the NCAA Division II Playoffs for the Lions. Lindenwood closed out the game against No. 24 Truman State with a fumble recovery on the final play of the game to solidify the upset. The defense repeated its performance against Saginaw Valley, as the Lions recovered a fumble on the last play to secure the victory. In the final home game of the year, Grabbe and the defense stood strong in overtime by stopping Missouri S&T on fourth down to win the game.

In his second year, Grabbe helped Lindenwood to the fewest yards allowed since the 2013 season. The Lions allowed 385.3 yards per game, the best mark for the Lions in the last eight years. In week two, the Lions allowed just 33 passing yards against Missouri Southern which was the second-lowest mark in program history. Grabbe helped transition two-time first-team all-MIAA defensive lineman Jonathan Harris move from end to tackle. Harris amassed 11.5 tackles for loss and had six sacks in his final season with the Lions. Harris lived in the opposing backfields, as he registered a tackle for loss stat in eight games and a sack in seven different games. Following the 2019 NFL Draft, Harris signed a training camp invite deal with the Chicago Bears. Grabbe saw Uchenna Ekwuonwu earn third-team all-MIAA recognition and Antonio Davis be named honorable-mention all-MIAA. Ekwuonwu made his presence known in his first year with the Lions as he ranked in the top-20 in the MIAA for tackles for loss (8.0) and sacks (3.5). Davis was part of the defensive line that applied pressure each week as he tallied 35 tackles including 13 solo stops.

In his first year at Lindenwood, Grabbe coached the team's top player. Jonathan Harris earned first-team all-MIAA honors for the first time in his career after recording 11.0 tackles for loss and 6.0 sacks. Another lineman, Antonio Davis, also earned honorable mention all-conference accolades. The defensive line played a key role in Lindenwood having its top scoring defense since 2012. The Lions improved their scoring defense by over seven points over the previous season, and also gave up nearly 100 fewer yards per game. Grabbe came to Lindenwood from the University of Sioux Falls, where he served as the defensive line coach in 2015 and 2016. In 2015, he helped the Sioux Falls defense allow just 18.6 points a game. The defensive line allowed just 3.2 yards per rush, and averaged three sacks a game. Grabbe coached two second-team all-conference performers and one honorable mention pick. The next season, he was a part of a defensive unit that allowed 19.6 points a game. Sioux Falls ranked 16th in the nation with 3.2 sacks a game. He helped coach one first-team all-NSIC performer, two second-team selections, and one honorable mention pick.

Grabbe was a four-year letterwinner for the Cougars from 2011-2014. He recorded 83 tackles, 11.5 tackles for loss, 4.5 sacks, nine pass breakups, one forced fumble, and three fumble recoveries in his career. Grabbe was an honorable mention all-NSIC pick in 2014, and helped the Cougars win the Mineral Water Bowl that season.

## TORE HURST | WIDE RECEIVERS COACH | SIXTH SEASON



Tore Hurst is in his sixth season in 2022 on the Lindenwood coaching staff. He is currently the team's wide receivers coach, after being the Offensive Quality Control coach in 2017. In 2021, the Lions won their second-consecutive GLVC Championship with another perfect season in league play. Lindenwood closed out the season with a 9-3 record, while going 7-0 in the conference. Robert Giaimo was named the GLVC Freshman of the Year as a running back. The Lions accumulated 21 all-conference selections, including 10 on the offensive-side of the ball. Lindenwood earned its second appearance in the NCAA Division II Football Playoffs for the second time since joining the NCAA. Academically, the Lions compiled three CoSIDA Academic All-District selections, while two moved on to earn Academic All-American accolades.

In week three of the season, the Lions tied the program record for most rushing touchdowns in a game with eight. Cade Brister ran the ball in five times, which was the most by an individual in 16 years. Lindenwood went into Kirksville, Mo. to upset No. 18 Truman State with the help of three rushing scores from Robert Giaimo. Lindenwood capped the regular season with a win over McKendree, marking 14-consecutive wins for the Lions in the conference. In the summer of 2020, Lindenwood earned a ranking of No. 13 in the Street and Smith Preseason Poll, while receiving the No. 17 spot in the LINDY'S Sports Preseason Poll. Due to the COVID-19 pandemic, the start of the 2020 season was delayed. On October 6, 2020, the GLVC Council of Presidents voted to move the season into the spring semester, which featured a shortened schedule. On March 18, 2021, the Lindenwood football program opted out of the spring season out of concern for the health and well-being of the student-athletes.

In 2019, Hurst helped Lindenwood to one of its best seasons in the NCAA era, as the Lions went 9-4 on the year with a perfect 7-0 mark in conference play to capture the GLVC Championship. Lindenwood earned a berth in the 2019 NCAA Division II Playoffs, while defeating No. 5 Ouachita Baptist in the first round. Hurst led one of the most explosive receiving group in the country, as the Lions ranked ninth in the country with 301.1 passing yards per game. Lindenwood gained 303 first downs to rank eighth in the nation, 169 of which came from the passing game. The Lions garnered two all-GLVC receivers, including second-team all-region (D2Football.com) honoree Payton Rose. Rose set the new school mark for receiving touchdowns in a season with 15, while compiling 1,168 yards. Najee Jackson was named second-team all-GLVC, as he set the new school record for receptions in a season with 72 catches. Glen Gibbons hauled in the go-ahead touchdown pass against McKendree in the NCAA Division II Football Showcase Game of the Week. Rose sparked a 21-point fourth quarter against No. 24 Truman State in the thrilling upset victory. Jackson made one of the most clutch catches of the season, as he scored the go-ahead touchdown against Saginaw Valley with just 10 seconds remaining. Rose tallied a season-high 177 receiving yards against Quincy, which scoring the first touchdown for the Lions in six different games. Jackson (124) and Rose (121) led the Lions in receiving yards in an upset win over No. 8 Ulm. Gibbons hauled in the game-winning touchdown in overtime against Missouri S&T on Senior Day.

In his second season, Hurst helped the offensive production increase from a season ago, scoring 28.8 points per game. The Lindenwood offense ranked in the top-25 in the nation with an 85.7 percent success rate in the red zone. The Lions scored 41 points or more in three-straight games, including a 51-point effort against Missouri Southern. The Lindenwood receiving core hauled in 235 passes for a total of 2,519 yards and 17 touchdowns. Hurst helped the production of tight end Erik Henneman who was named first-team All-American. Henneman broke the school record for touchdown receptions in a game with four against Missouri Southern. In his first season at Lindenwood, the team's offense improved by nearly half a point a game, and gained 26.1 more yards per game. Lindenwood jumped one spot in the MIAA in scoring offense, and four spots in total offense. The program had its highest scoring offense and total offense since its 2012 campaign. Five offensive players earned all-MIAA honors, including three third-team selections.

Hurst coached tight ends at Washburn University as a graduate assistant in 2014. Hurst played at Washburn from 2010-13 as a tight end for the Ichabods. Tore started every game for three-straight seasons and was named to the Daktronics Super Region No. 3 second-team in his final year of competition. In his senior season, Hurst led the Ichabods in receiving this season with 40 catches, 575 yards and seven touchdowns. Hurst was a second team all-MIAA pick as a junior and an honorable mention selection as a sophomore. For his career he recorded 1,868 receiving yards on 131 catches with 24 touchdowns. Entering the 2017 season, Hurst ranks fifth in career touchdown catches at Washburn. Hurst stands sixth in career receptions and ninth in career receiving yards. Hurst graduated from Washburn in 2016 with a sports management degree. Hurst is from St. Louis, Mo. where he competed at McClure North High School.





## DENVER JOHNSON | OFFENSIVE LINE COACH | THIRD SEASON



Denver Johnson joins the Lindenwood football staff for his third season in 2022, and serves as the offensive line coach. In 2021, the Lions won their second-consecutive GLVC Championship with another perfect season in league play. Lindenwood closed out the season with a 9-3 record, while going 7-0 in the conference. Robert Giaimo was named the GLVC Freshman of the Year as a running back. The Lions accumulated 21 all-conference selections, including 10 on the offensive-side of the ball. Lindenwood earned its second appearance in the NCAA Division II Football Playoffs for the second time since joining the NCAA. Academically, the Lions compiled three CoSIDA Academic All-District selections, while two moved on to earn Academic All-American accolades. In week three of the season, the Lions tied the program record for most rushing touchdowns in a game with eight. Cade Brister ran the ball in five times, which was the most by an individual in 16 years. Lindenwood went into Kirksville, Mo. to upset No. 18 Truman State with the help of three rushing scores from Robert Giaimo. Lindenwood capped of the regular season with a win over McKendree, marking 14-consecutive wins for the Lions in the conference.

In the summer of 2020, Lindenwood earned a ranking of No. 13 in the Street and Smith Preseason Poll, while receiving the No. 17 spot in the LINDY'S Sports Preseason Poll. Due to the COVID-19 pandemic, the start of the 2020 season was delayed. On October 6, 2020, the GLVC Council of Presidents voted to move the season into the spring semester, which featured a shortened schedule. On March 18, 2021, the Lindenwood football program opted out of the spring season out of concern for the health and well-being of the student-athletes.

Johnson comes to Lindenwood after spending four years as the head coach at Missouri Southern State. Prior to his time in Joplin, Mo., Johnson was the assistant head coach and offensive line coach at the University of Tulsa from 2011-14. Heading into the 2014 season, Johnson was named the offensive coordinator. In his first season with the Golden Hurricanes, the offense ranked 33rd in the country in sacks allowed and 35th in the country in tackles for loss allowed. In 2012, the Golden Hurricanes ranked fourth in the nation in sacks allowed and 21st in the country in tackles for loss allowed. Johnson was named the 2012 Merv Johnson Integrity in Coaching Award winner. Johnson served as the offensive line coach at the University of Colorado from 2009-11. From 2009-10, Johnson helped the offense rise 66 spots in the NCAA statistical category for fewest sacks allowed. In the 2011 NFL Draft, former Buffs offensive lineman Nate Solder was selected by the New England Patriots in the first round. Johnson spent 10 years as the head coach at Illinois State from 2000-2009. In 2006, the Illinois State football team went 9-4, the second-most wins in school history. During his tenure at ISU, Johnson coached 34 All-Americans, 62 first-team all MVC honorees, and garnered the MVC Defensive Player of the year for five-straight seasons. Johnson helped guide the Redbirds to 28 school records on the offensive side of the ball. Johnson began his head coaching experience at Murray State University for three seasons. While at Murray State, Johnson posted a 7-4 record in each of his three seasons, and garnered the 15th-best offense in FCS in the total offensive yards category in 1998. In his final season, Murray State was a top-25 offense in both total offense and rushing offense. Johnson made stops at the University of Oklahoma (1996), Mississippi State University (1993-95), Oklahoma State University (1989-92), and the University of Tennessee-Martin (1986-88) as the offensive line coach. Johnson started his coaching career as a graduate assistant coach at Oklahoma State University.

Johnson had a successful playing career, as he was an all-MVC selection as an offensive lineman at the University of Tulsa. Johnson was selected by the Tampa Bay Buccaneers in the eighth round of the 1981 NFL draft. Johnson spent two seasons in Tampa Bay, before moving on to the USFL for two seasons, one with the Los Angeles Express and one with the Houston Gamblers. A graduate from the University of Tulsa in 1981, Johnson holds a bachelors degree in business management. Johnson and his wife Danita have two daughters, Taylor and Kelsey.

## COREY BETHANY | QUARTERBACKS COACH | THIRD SEASON



Corey Bethany enters his third season on the Lindenwood football staff in 2022 as coach of the quarterbacks coach. In 2021, the Lions won their second-consecutive GLVC Championship with another perfect season in league play. Lindenwood closed out the season with a 9-3 record, while going 7-0 in the conference. Robert Giaimo was named the GLVC Freshman of the Year as a running back. The Lions accumulated 21 all-conference selections, including 10 on the offensive-side of the ball. Lindenwood earned its second appearance in the NCAA Division II Football Playoffs for the second time since joining the NCAA. Academically, the Lions compiled three CoSIDA Academic All-District selections, while two moved on to earn Academic All-American accolades. In week three of the season, the Lions tied the program record for most rushing touchdowns in a game with eight. Cade Brister ran the ball in five times, which was the most by an individual in 16 years. Lindenwood went into Kirksville, Mo. to upset No. 18 Truman State with the help of three rushing scores from Robert Giaimo. Lindenwood capped of the regular season with a win over McKendree, marking 14-consecutive wins for the Lions in the conference.

In the summer of 2020, Lindenwood earned a ranking of No. 13 in the Street and Smith Preseason Poll, while receiving the No. 17 spot in the LINDY'S Sports Preseason Poll. Due to the COVID-19 pandemic, the start of the 2020 season was delayed. On October 6, 2020, the GLVC Council of Presidents voted to move the season into the spring semester, which featured a shortened schedule. On March 18, 2021, the Lindenwood football program opted out of the spring season out of concern for the health and well-being of the student-athletes.

Bethany comes to Lindenwood after spending four seasons as the head coach of St. Mary's High School in St. Louis, Mo. During his tenure, Bethany compiled a record of 31-16. In 2019, St. Mary's won the district championship, and moved on to the state semifinals. Prior to his time at St. Mary's, Bethany was the offensive coordinator at Christian Brothers College in St. Louis, Mo. While serving as the offensive coordinator, the Cadets won the 2014 state championship. The Cadets won back-to-back district championships, while the team took second at state in 2015. Bethany was an assistant coach at Lindbergh High School for three seasons, helping the Flyers to a 23-8 record during that span. Outside of high school coaching, Bethany was the head coach of the River City Raiders of the American Indoor Football league in 2016. Bethany served as the offensive coordinator with three different teams in the Indoor Football League, as he started his coaching career as the special teams coordinator of the River City Rage of the United Indoor Football League in 2007. Bethany was a member of the football team at William Jewell College, where he majored in accounting.

## PAT STEWART | LINEBACKERS COACH | THIRD SEASON



Pat Stewart joins the Lindenwood staff for his third season in 2022, and coaches the linebackers. In 2021, the Lions won their second-consecutive GLVC Championship with another perfect season in league play. Lindenwood closed out the season with a 9-3 record, while going 7-0 in the conference. For the second time in as many seasons in the GLVC, Drew Seers was named Defensive Player of the Year. The Lions accumulated 21 all-conference selections, including nine of the defensive unit. Seers went on to collect two first-team All-American honors and was voted as a finalist for the Cliff Harris award, which recognizes the top defensive player in the country. Seers was named the D2Football.com Defensive Player of the Year in his final season with the Lions. Lindenwood earned its second appearance in the NCAA Division II Football Playoffs for the second time since joining the NCAA. Academically, the Lions compiled three CoSIDA Academic All-District selections, while two moved on to earn Academic All-American accolades. The Lions earned a win over Quincy with the help of three interceptions from Kai Ross, which tied a program record. The Lions collected 18 interceptions to rank fifth in school history. Ross (6) and Seers (5) reached the top-six in the program record book for interceptions in a season. Jordan Perry finished the season with 11 pass breakups to rank second in school history. Lindenwood capped of the regular season with a win over McKendree, marking 14-consecutive wins for the Lions in the conference.

In the summer of 2020, Lindenwood earned a ranking of No. 13 in the Street and Smith Preseason Poll, while receiving the No. 17 spot in the LINDY'S Sports Preseason Poll. Drew Seers was featured on the College Football American Yearbook Division II Preseason Starting Lineup. Due to the COVID-19 pandemic, the start of the 2020 season was delayed. On October 6, 2020, the GLVC Council of Presidents voted to move the season into the spring semester, which featured a shortened schedule. On March 18, 2021, the Lindenwood football program opted out of the spring season out of concern for the health and well-being of the student-athletes.

Stewart comes to Lindenwood after spending the previous three years at Lindenwood-Bellefonte University, the last year as the head football coach. While with the Lynx, Stewart coached four defensive players who ranked nationally across six statistical categories at the NAIA level. Stewart helped two football programs win four RMAC championships as well as four national playoff appearances - two as a linebackers coach (Western State) and two as a defensive coordinator (University of Nebraska Kearney). He has worked with Hall of Fame coaches Duke Iverson and Casey Coons (Western State), Joe Glenn (University of Northern Colorado), future Hall of Fame Head Coach Darrell Morris (Nebraska Kearney) and with current NFL coordinators Todd Wash of the Jacksonville Jaguars and Nate Kaczor of the Washington Redskins. Stewart has over 25 years of football coaching experience primarily as a defensive coordinator, as well as head coaching experience at Western State and Lindenwood-Bellefonte.

Stewart played collegiately at Western State University (1985-88), where he lettered four times, was twice named a first-team All-Conference (RMAC) Linebacker and is currently ranked ninth in the RMAC for career tackles and ninth for most tackles in a game. Stewart earned a business management and history degree from Western State and he holds a master's degree in physical education from Northern Colorado. Stewart and his wife Linda have a daughter, Amber and a son, Nick.



**MARK GOLDENBERG | TIGHT ENDS COACH | SECOND SEASON**



Goldenberg comes to Lindenwood for his second season on staff in 2022, after spending 31 years coaching at the high school level. Goldenberg tallied 18 seasons as the head coach at Parkway Central High School in Chesterfield, Mo. In 2021, the Lions won their second-consecutive GLVC Championship with another perfect season in league play. Lindenwood closed out the season with a 9-3 record, while going 7-0 in the conference. Robert Giaimo was named the GLVC Freshman of the Year as a running back. The Lions accumulated 21 all-conference selections, including 10 on the offensive-side of the ball. Lindenwood earned its second appearance in the NCAA Division II Football Playoffs for the second time since joining the NCAA. Academically, the Lions compiled three CoSIDA Academic All-District selections, while two moved on to earn Academic All-American accolades.

In week three of the season, the Lions tied the program record for most rushing touchdowns in a game with eight. Gade Brister ran the ball in five times, which was the most by an individual in 16 years. Lindenwood went into Kirksville, Mo. to upset No. 18 Truman State with the help of three rushing scores from Robert Giaimo. Lindenwood capped of the regular season with a win over McKendree, marking 14-consecutive wins for the Lions in the conference.

During his tenure as head coach, Goldenberg compiled a record of 134-68. The Colts won seven district championships, made five trips to the semifinals, and two appearances in the state championship game. As an assistant at Parkway Central, Goldenberg spent time as the defensive coordinator and also coached in the state championship. Goldenberg is a graduate of St. Louis University where he majored in psychology, and received his masters in education from Webster University.

**LANE LAWSON | ASSISTANT DEFENSIVE LINE COACH | THIRD SEASON**



Lane Lawson is entering his third season with the Lindenwood coaching staff in 2022. In 2021, the Lions won their second-consecutive GLVC Championship with another perfect season in league play. Lindenwood closed out the season with a 9-3 record, while going 7-0 in the conference. For the second time in as many seasons in the GLVC, Drew Seers was named Defensive Player of the Year. The Lions accumulated 21 all-conference selections, including nine of the defensive unit. Seers went on to collect two first-team All-American honors and was voted as a finalist for the Cliff Harris award, which recognizes the top defensive player in the country. Seers was named the D2Football.com Defensive Player of the Year in his final season with the Lions. Lindenwood earned its second appearance in the NCAA Division II Football Playoffs for the second time since joining the NCAA. Academically, the Lions compiled three CoSIDA Academic All-District selections, while two moved on to earn Academic All-American accolades.

The Lions earned a win over Quincy with the help of three interceptions from Kai Ross, which tied a program record. The Lions collected 18 interceptions to rank fifth in school history. Ross (6) and Seers (5) reached the top-six in the program record book for interceptions in a season. Jordan Perry finished the season with 11 pass breakups to rank second in school history. Lindenwood capped of the regular season with a win over McKendree, marking 14-consecutive wins for the Lions in the conference.

In the summer of 2020, Lindenwood earned a ranking of No. 13 in the Street and Smith Preseason Poll, while receiving the No. 17 spot in the LINDY'S Sports Preseason Poll. Drew Seers was featured on the College Football American Yearbook Division II Preseason Starting Lineup. Due to the COVID-19 pandemic, the start of the 2020 season was delayed. On October 6, 2020, the GLVC Council of Presidents voted to move the season into the spring semester, which featured a shortened schedule. On March 18, 2021, the Lindenwood football program opted out of the spring season out of concern for the health and well-being of the student-athletes.

**ANTHONY JONES | RUNNING BACKS COACH | FIRST SEASON**



Anthony Jones joined the Lindenwood football staff for the 2022 season as an assistant coach. Jones came to Lindenwood after spending the 2021 season as the coordinator of player personnel at San Jose State. Jones spent the previous season at San Diego State University as the recruiting coordinator. During the 2017 through 2019 seasons, Jones was the Contra Costa College passing game and special team's coordinator. Jones also coached the team's quarterbacks and wide receivers.

Jones began his coaching career as an assistant football coach at Union (Mo.) High near St. Louis, in 2011. He spent the next three seasons as an assistant football coach at Pace (Fla.) High. In 2015, Jones moved to California and became the passing game coordinator and wide receivers coach at Bishop O'Dowd High in Oakland, Calif. The next year in 2016, Bishop O'Dowd won its first California Interscholastic Federation (C.I.F.) state championship defeating Valley View High of Moreno Valley, Calif., for the Division 5-AA title.

The 2009 Jacksonville State University graduate majored in business management. Jones played two seasons at Troy University as a running back and concluded his college football career as a wide receiver and running back for Jacksonville State in 2007 and 2008. He went on to play professionally in the Indoor Football League (IFL) for the Billings Outlaws, Sioux City Bandits, and Richmond Revolution franchises in 2010 and 2011.

Jones was raised in Pensacola, Fla. His wife's name is Maya Jones.

**ALEX GARCIA | DEFENSIVE LINE COACH | FIRST SEASON**



Alex Garcia joins the Lindenwood football staff for his first season in 2022. Garcia spent two seasons at Samford University with the defensive line, prior to his stop in St. Charles, Mo. Garcia helped coach defensive tackle Armond Lloyd to a first-team all-SoCon selection.

Garcia spent the 2019 season as the defensive line coach and equipment coordinator at the University of Sioux Falls. At USF, Garcia coached three all-conference players and one Academic All-American. He spent four seasons at Montana Tech from 2015-18 as a defensive line coach. Garcia produced six Frontier all-conference selections in four years, including three-time first team honoree Tyler Sanders. Defensive end Luke Benz led the Frontier Conference in sacks in 2016. He also coached Chance Hansen who was also a two-time all-league performer, and had 127 sacks over four seasons. Prior to joining Montana Tech, Garcia spent two years as a graduate assistant at Midland University (Neb.) where he coached the defensive line, and helped produce two all-conference selections.

Prior to coaching at Midland, Garcia was the outside linebacker coach at NCAA DIII Elmhurst College for two years. Elmhurst's 2012 team finished 10-2 and won the College Conference of Illinois and Wisconsin's automatic bid to the NCAA tournament. They finished with a No. 8 ranking in the country.

Garcia received a degree in philosophy with a minor in educational studies from Elmhurst College. Garcia and his wife Mary-Kate reside in the St. Charles area.



**COREY NEWSOME | DEFENSIVE ANALYST | SECOND SEASON**



Corey Newsome enters his second season on staff in 2022. Newsome serves as the defensive analyst. In 2021, the Lions won their second-consecutive GLVC Championship with another perfect season in league play. Lindenwood closed out the season with a 9-3 record, while going 7-0 in the conference. For the second time in as many seasons in the GLVC, Drew Seers was named Defensive Player of the Year. The Lions accumulated 21 all-conference selections, including nine of the defensive unit. Seers went on to collect two first-team All-American honors and was voted as a finalist for the Cliff Harris award, which recognizes the top defensive player in the country. Seers was named the D2Football.com Defensive Player of the Year in his final season with the Lions. Lindenwood earned its second appearance in the NCAA Division II Football Playoffs for the second time since joining the NCAA. Academically, the Lions compiled three CoSIDA Academic All-District selections, while two moved on to earn Academic All-American accolades.

The Lions earned a win over Quincy with the help of three interceptions from Kai Ross, which tied a program record. The Lions collected 18 interceptions to rank fifth in school history. Ross (6) and Seers (5) reached the top-six in the program record book for interceptions in a season. Jordan Perry finished the season with 11 pass breakups to rank second in school history. Lindenwood capped off the regular season with a win over McKendree, marking 14-consecutive wins for the Lions in the conference.

**JACK STORM | DEFENSIVE ANALYST | SECOND SEASON**



Jack Storm is in his second season on the coaching staff as the defensive analyst in 2022. In 2021, the Lions won their second-consecutive GLVC Championship with another perfect season in league play. Lindenwood closed out the season with a 9-3 record, while going 7-0 in the conference. For the second time in as many seasons in the GLVC, Drew Seers was named Defensive Player of the Year. The Lions accumulated 21 all-conference selections, including nine of the defensive unit. Seers went on to collect two first-team All-American honors and was voted as a finalist for the Cliff Harris award, which recognizes the top defensive player in the country. Seers was named the D2Football.com Defensive Player of the Year in his final season with the Lions. Lindenwood earned its second appearance in the NCAA Division II Football Playoffs for the second time since joining the NCAA. Academically, the Lions compiled three CoSIDA Academic All-District selections, while two moved on to earn Academic All-American accolades.

The Lions earned a win over Quincy with the help of three interceptions from Kai Ross, which tied a program record. The Lions collected 18 interceptions to rank fifth in school history. Ross (6) and Seers (5) reached the top-six in the program record book for interceptions in a season. Jordan Perry finished the season with 11 pass breakups to rank second in school history. Lindenwood capped off the regular season with a win over McKendree, marking 14-consecutive wins for the Lions in the conference.

**JC HULL | ATHLETIC PERFORMANCE COACH | FOURTH SEASON**




J.C. Hull is entering his fourth year at Lindenwood University in 2022-23. Hull served two years as an Assistant Strength Coach for the University of Connecticut. During his time at the University of Connecticut he assisted in all aspects of the Football team's strength and conditioning training sessions while also overseeing/administering the programming of the Women's Lacrosse team.

Before his time at the University of Connecticut Hull spent the summer of 2017 working with the Carolina Panthers, aiding in their summer off-season voluntary program as well as their Organized Team Activities and Rookie Mini Camp.

Prior to working with the Panthers, Hull was a Graduate Assistant for the Sports Performance department at Eastern Michigan University from 2015-2017, where he earned his Masters of Science in Exercise Physiology. During his time at Eastern Michigan he worked with the football team that was able to earn its first bowl berth in over 20 years. He also programmed and supervised training sessions for the Eastern Michigan Women's Soccer team, Women's Rowing team, Men's Golf team, and Cheer and Dance Squads.

Hull also worked at both Eastern Michigan University and the University of Missouri as an intern. He received his Bachelors in Exercise Science from Ottawa University where he was also a member of the football team and earned NAIA Scholar Athlete Award in 2010. He is a certified strength coach through the National Strength and Conditioning Association and also has his United States Weightlifting Coach certification.

**KEAGAN ROBERSON | DIRECTOR OF FOOTBALL OPERATIONS | FIRST SEASON**



Keagan Roberson joins the Lindenwood football staff for his first season in 2022. Roberson will serve as the Director of Football Operations. Prior to Lindenwood, Roberson spent time with Murray State University. Roberson helped Murray State achieve back-to-back winning seasons for the first time in 20 years. The Racers posted their highest average attendance on record in program history.

Roberson gained experience working with the equipment staff and recruiting staff at the University of Kentucky shortly after graduation. Roberson helped the Kentucky football program sign one of the highest-ranked classes in school history. Roberson graduated from the University of Kentucky with a degree in agricultural economics. He worked as a student manager in the football program, which went to four-straight bowl games during that time. Roberson saw the Wildcats win the final three bowl games in that same span.



# 2022 FOOTBALL PROSPECTUS

## GENERAL INFORMATION

Name ..... Lindenwood University  
 Location ..... St. Charles, Mo.  
 Founded ..... 1827  
 Enrollment ..... 6,845  
 Nickname ..... Lions  
 School Colors ..... Black and Gold  
 Stadium ..... Harlen C. Hunter Stadium  
 Affiliation ..... NCAA Division I (FCS)  
 Conference ..... Ohio Valley Conference (OVC)  
 President ..... John R. Porter  
 Athletics Director ..... Jason Coomer  
 Faculty Representative ..... David Arns  
 Athletics Phone ..... 636-949-4600  
 Ticket Office Phone ..... 636-949-4433  
 Ticket Office Website ..... [boxoffice@lindenwood.edu](mailto:boxoffice@lindenwood.edu)  
 Institution website ..... [www.lindenwood.edu](http://www.lindenwood.edu)  
 Athletics website ..... [www.lindenwoodlions.com](http://www.lindenwoodlions.com)

## ATHLETICS COMMUNICATIONS

Football Contact ..... Blake Bunton  
 Email ..... [bbunton@lindenwood.edu](mailto:bbunton@lindenwood.edu)  
 Office Phone ..... 636-627-4330  
 Cell Phone ..... 314-607-7616

Secondary Football Contact ..... Andrew Honerkamp  
 Email ..... [ahonerkamp@lindenwood.edu](mailto:ahonerkamp@lindenwood.edu)  
 Office Phone ..... 636-627-4358

## PRIMARY MEDIA COVERAGE

### Lindenwood Campus Media

Name ..... Phone Number  
 Mane Media Productions ..... 636-949-4461  
 KCLC (Radio) ..... 636-949-4891

### St. Charles/St. Louis Media

Name ..... Phone Number  
 St. Charles Journal ..... 636-946-6111  
 St. Louis Post-Dispatch ..... 314-340-8888  
 KTVI (Channel 2-Fox) ..... 314-213-7831  
 KMOV (Channel 4-CBS) ..... 314-444-6333  
 KDSK (Channel 5-NBC) ..... 314-444-5125

## COACHING STAFF

Head Coach ..... Jed Stugart  
 Alma Mater, Year ..... Azusa Pacific (1995)  
 Record at Lindenwood ..... 32-23 (6th Season)  
 Career Record ..... 123-47 (16th Season)

Offensive Coordinator ..... Dusty Hovorka  
 Defensive Coordinator ..... Eric Inama  
 Special Teams Coordinator ..... Bryan Baldwin  
 Defensive Line ..... Jarrett Grabbe  
 Wide Receivers ..... Tore' Hurst  
 Offensive Line ..... Denver Johnson  
 Quarterbacks ..... Corey Bethany  
 Linebackers ..... Pat Stewart  
 Tight Ends ..... Mark Goldenberg  
 Assistant Defensive Line ..... Lane Lawson  
 Running Backs ..... Anthony Jones  
 Defensive Line ..... Alex Garcia  
 Defensive Analyst ..... Corey Newsome  
 Defensive Analyst ..... Jack Storm  
 Athletic Performance ..... JC Hull  
 Director of Football Operations ..... Keagan Roberson  
 Defensive Quality Control ..... Blake Moore  
 Offensive Quality Control ..... Zeke Scott

## 2022 SCHEDULE

| Date    | Opponent            | Time/Result    | Location          |
|---------|---------------------|----------------|-------------------|
| Sep. 10 | at Houston Baptist  | W, 21-20       | Houston, Texas    |
| Sep. 17 | Keiser              | W, 37-3        | St. Charles, Mo.  |
| Spe 24  | at #19 UT Martin*   | L, 26-56       | Martin, Tenn.     |
| Oct 1   | SEMO*               | L, 28-49       | St. Charles, Mo.  |
| Oct 8   | at Central Arkansas | W, 52-49       | Conway, Ark.      |
| Oct 15  | at Eastern Illinois | W, 37-34 (2OT) | Charleston, Ill.  |
| Oct 22  | Murray State*       | W, 33-18       | St. Charles, Mo.  |
| Oct 29  | William Jewell      | W, 64-23       | St. Charles, Mo.  |
| Nov 5   | at Tennessee Tech*  | 1:30 p.m.      | Cookeville, Tenn. |
| Nov 12  | McKendree           | 1:00 p.m.      | St. Charles, Mo.  |

\* OVC Game | All times are GST | Rankings by AFCA

## 2022 SEASON

Record ..... 6-2, 1-2 OVC  
 Passing Leader ..... Cade Brister (184-for-289, 2,493 yards, 19 TD)  
 Rushing Leader ..... Andrew Martin (92 attempts, 493 yards, 3 TD)  
 Receiving Leader ..... Payton Rose (48 catches, 916 yards, 7 TD)  
 Tackles Leader ..... David Whittemore (50 tackles, 2.0 TFL, 1 FR, 2 FF, 3 PBU)  
 Sack Leader ..... Sterlin Williams (37 tackles, 6.5 TFL, 4.5 sacks, 4 QBH, 1 FR, 2 FF, 1 PBU)  
 TFL Leader ..... Sterlin Williams (37 tackles, 6.5 TFL, 4.5 sacks, 4 QBH, 1 FR, 2 FF, 1 PBU)  
 Interception Leader ..... Darion Bolden (31 tackles, 18 solo, 12 assists, 2 INT 12 PBU, 1 FF)



## THIS WEEK'S SCHEDULE

Saturday, November 5

Kennesaw State at #15 UT Martin, 12:00 p.m. (ESPN+)

\*Lindenwood at Tennessee Tech, 1:30 p.m. (ESPN+)

\*#20 Southeast Missouri at Tennessee State, 5 p.m. (ESPN3)

Eastern Illinois at McNeese, 7:00 p.m. (ESPN+)

## LINDENWOOD AT TENNESSEE TECH

The first-ever meeting between Lindenwood and Tennessee Tech will take place on Saturday in Cookeville.

Lindenwood won its fourth game in a row and guaranteed a winning record in its first year of Division I football by topping William Jewell 64-23 last week. The Lions tallied 683 yards of total offense, including 445 yards through the air. Payton Rose caught nine passes for 200 yards and three touchdowns, the final one vaulting him into the top spot on Lindenwood's career receiving touchdown list (33). Freshman Jeff Caldwell also added three touchdown catches. Quarterback Cade Brister finished the game with 406 yards of total offense, including 326 yards through the air (and 4 touchdowns) and 80 yards on the ground (including a 53-yard touchdown run). Brister is averaging 364.4 yards of total offense/game, which is the third-most nationally. Tavyn Weary scored on a fumble recovery for the Lions defense. He also added 2.0 tackles for loss.

Tennessee Tech snapped a five-game losing streak and won its first OVC game of the season with a 20-17 come-from-behind victory at Eastern Illinois. It also snapped a seven-game road losing streak dating back to last season. The Golden Eagles fell behind 17-3 at halftime, but outscored the Panthers 17-0 in the second quarter. Tech was 3-for-3 on fourth down in the game, the final conversion coming on a Jeremiah Oatsvall to Bradley Clark seven-yard touchdown with 6:45 to play. That score proved to be the game-winner. Oatsvall finished the game with 181 passing yards and two touchdowns and 35 yards on the ground. David Gist ran for a game-high 99 yards and also caught a team-best four passes for 37 yards. Seth Carlisle had seven tackles for the Golden Eagles. He ranks fourth in the OVC in tackles (8.9/game).

## OVC HIGHLIGHTS/STORYLINES

This year marks the 75th anniversary of the OVC, which was founded in 1948, making it the eighth-oldest Division I Conference ... The OVC is made up of seven football-playing schools in 2022, including Lindenwood which joined the league this season ... The League schedule is based around five Conference games this season (new member Lindenwood will play only four; its game with EIU is a non-conference game) ... UT Martin was the first OVC team to win three OVC games (3-0) while Southeast Missouri is 2-0 ... SEMO is 6-1 against FCS teams in 2022 ... Lindenwood is 5-0 against non-conference teams (including three road wins) ... UTM's Daylan Dotson was named the FedEx Ground National Defensive Player of the Week on October 31 ... Three different OVC running backs have rushed for 200 or more yards in a game in 2022 (Hess, TSU's Devon Starling and UTM's Zak Wallace); Hess has reached the mark twice this year ... This week UT Martin is ranked No. 15/20 while Southeast Missouri is No. 20/22 and Lindenwood is receiving votes in the Coaches Poll ... Every current OVC team (except newly Division I Lindenwood) has been ranked in the Top 25 polls for at least one week over the past six years (2016-21) ... OVC teams have 13 playoff victories since 2013, including five Quarterfinal and one National Championship game appearance ... Since 2013, six different teams that have represented the OVC have won a playoff game; the only other conferences to accomplish that are the CAA, MVFC and Southern Conference ... SEMO's Geno Hess and UTM's Dresser Winn are on the Walter Payton Watch List while UT Martin's John H. Ford II and SEMO's Bryce Norman are on the Buck Buchanan Award Watch List ... UTM's Sam Franklin is on the Jerry Rice Watch Award List ... In seven of the past 12 years (2010-21), an OVC team has defeated a Football Bowl Subdivision (FBS) opponent ... Last academic year (2021-22), 103 football student-athletes were named to the OVC Commissioner's Honor Roll for achieving a 3.25 GPA or better ... This season the OVC and Southland Conference begin a two-year (2022, 2023) non-conference scheduling alliance which filled open schedule dates with a focus toward competitive balance and reasonable travel; OVC teams are 6-1 against Southland Conference teams so far this season (with three games remaining) ... The OVC and Big South have created an alliance which begins next season (2023), and combines the two conferences' football membership to ensure NCAA championship access and stability for the multisport conferences.

## NOTES FROM AROUND THE LEAGUE

**Quick Hitters:** UT Martin has won nine-straight home games, the seventh-longest streak nationally ... UT Martin's Colton Dowell set the UTM record for career receiving yards against Houston Christian on October 30 (2,594 yards) ... SEMO's Ryan Flournoy had 15 catches for 256 yards against Eastern Kentucky on October 29; the 15 catches are tied for the most in the FCS this season while the 256 yard are tied for third-most ... Teammate Johnny King had 14 receptions at No. 17 Southern Illinois on September 10, which is the third-most by a player this year ... Lindenwood DB Darion Bolden returned an interception 99 yards for a touchdown in the team's win over Murray State on October 22; the 99-yard return is the longest by an FCS player this season ... SEMO running back Geno Hess had his second 200-plus yard rushing game of the season on October 22 at Northwestern State (207 yards); he is one of five players nationally with two 200-plus rushing yard games this season ... Hess also rushed for 276 yards and four touchdowns in a win over Lindenwood on October 1; in the past 12 years, it was the second-most rushing yards by an OVC running back (the most was 311 by SEMO's Marquis Terry in 2018) ... Hess now has 41 career rushing and 43 total career touchdowns, both of which are SEMO records ... His 41 career touchdowns are the third-most among active FCS players, while his 3,338 career rushing yards are fifth-most among active FCS players ... Hess is just 55 rushing yards away from setting the SEMO all-time record held by Kelvin Anderson (3,392 yard from 1992-94) ... Including Hess, three different OVC players have rushed for 200 or more yards in a game this year (UT Martin's Zak Wallace and TSU's Devon Starling are the others) ... UTM's Zak Wallace had a 97-yard touchdown run against Lindenwood (Sept. 26), which is tied for the third-longest by a Division I (FBS or FCS) player this season ... Wallace had four rushing touchdowns on October 29 at Houston Christian, making him one of eight players to have four rushing scores in a game in 2022 ... On October 8 both UT Martin's Dresser Winn (463) and Lindenwood's

Cade Brister (413) passed for over 400 yards in road victories; the OVC is one of only three conferences (the Big South and SoCon being the others) to have two different quarterbacks pass for more than 400 yards or more in a game in 2022 ... SEMO linebacker Bryce Norman tallied 17 tackles against Nicholls, the most by an OVC player since Murray State's Anthony Koclanakis had 18 on November 2, 2021, and the 10th-most by a FCS player this season ... UT Martin's Shaun Lewis has four interceptions this season, which is two off the FCS national lead, while his 0.5 interceptions/game average ranks him eighth ... SEMO kicker DC Pippin made a 54-yard field goal against Northwestern State on October 23, the fifth-longest field goal in the FCS this season; he also had a 50-yarder earlier this season against Southern Illinois, making him one of four players nationally with two 50-plus yard field goals in 2022 ... Tennessee State kicker Kaleb Mosley has also connected from 50-plus this season (51 against Lane College on October 1), making Pippin and Mosley's makes two of the 23 field goals of 50 or more yards in the FCS this season ... The OVC is the one of only three FCS conferences to have two different players made a 50-yard or longer field goal so far this season (the Big Sky and CAA are the others).

**Top 25 Polls:** After its win at Houston Christian, UT Martin moved up three spots in the AFCA FCS Coaches Poll to No. 15 and one spot to No. 20 in the Stats Perform Top 25. The Skyhawks finished last season ranked No. 12 in the Coaches Poll, its highest end-of-season finish in school history, and was ranked as high as No. 8 (matching its highest ranking). After its first loss to a FCS team this season, Southeast Missouri dropped six spots to No. 20 in the Coaches Poll and seven spots to No. 22 in the Stats Perform Poll. For the second-straight week (and third time this season) Lindenwood is receiving votes in the Coaches Poll, after improving to 6-2 on the year. Every current OVC team (except newly Division I Lindenwood) has been ranked in the Top 25 polls for at least one week over the past six years (2016-21).

**Dotson Named National Defensive Player of the Week (Oct. 31):** UT Martin sophomore defensive end Daylan Dotson was named the FedEx Ground FCS National Defensive Player of the Week by Stats Perform for his performance in the Skyhawks 52-28 win at Houston Baptist on October 31. Dotson had five tackles, 2.0 sacks, two forced fumbles, two fumble recoveries and a defensive touchdown as UTM forced seven turnovers in the win Dotson played part in three sacks, one solo and combining on two others. Two of his sacks resulted in fumbles, one of which he recovered in the end zone for a touchdown.

**Home Winning Streaks:** UT Martin has won nine-straight home games dating back to April 2021. Here is a look at the longest active home winning streaks in the FCS.

- 17 - Montana State
- 14 - Florida A&M
- 11 - Davidson, St. Thomas
- 10 - Incarnate Word, Jackson State
- 9 - UT Martin

**2022 Schedule:** The 2022 OVC football schedule features the seven league members playing five Conference games apiece (the exception being new member Lindenwood who will play four; the Lindenwood/EIU game on October 16 did not count in the OVC standings). There is not a full round robin this year as most teams' non-conference schedules were full (including a previously announced non-conference scheduling partnership with the Southland Conference) when Lindenwood joined the league in February 2022.

**NCAA Division I Playoff Information:** In 2010 the Football Championship Subdivision (FCS) playoff field expanded to 20 teams, up from 16 previously, and in 2013 the field increased to 24 for the first time. The expansion in 2010 to 20 teams was the first since the field grew from 12 to 16 teams in 1997. The 24-team field is comprised of 11 automatic bids and 13 at-large berths. There are eight first round matchups (16 total teams), while eight (8) teams receive a bye into the second round. For the 14th time in 2022, the championship game will be played in Frisco, Texas at Toyota Stadium, a 20,500-seat multi-purpose stadium. The Southland Conference will serve as the host of the championship, which will be held on Saturday, January 7.

**Recent Playoff Success:** Beginning with the 2001 season the OVC went until 2013 without a FCS Playoff victory. But over the past nine seasons OVC teams have performed well in the playoffs, winning 13 total games and advancing to the FCS Quarterfinals three times in the past six seasons. In 2013 the OVC placed three teams in the field for the first-time ever (each won a game) and in 2015 the league had a team advance to the National Championship game (the first for the league since 1982). Over the past nine years six different teams that have represented the OVC have won a playoff game (Austin Peay, Eastern Illinois, Jacksonville State, Southeast Missouri, Tennessee State and UT Martin).

**Six Different OVC Teams With Playoff Wins Since 2013:** The OVC is one of just four FCS Conferences to have six different teams win a playoff game over the past nine years (2013-2021). Over that time Austin Peay, Eastern Illinois, Jacksonville State, Southeast Missouri, Tennessee State and UT Martin have all won at least one game while representing the OVC. The other conferences to have six different teams win over that period are the CAA, Missouri Valley and Southern Conferences.

**Walter Payton Award Watch List:** There are two OVC players on the Walter Payton Award Watch List. The award, presented by Stats Perform, is presented after the season to the FCS national offensive player of the year. Southeast Missouri senior running back Geno Hess was one of 35 players on the initial watch list in August while UT Martin quarterback Dresser Winn was one of 20 players added in October. More players can join the watch list during the regular season, and afterwards a national media panel will select the winner. First awarded in 1987, the Payton has been won by an OVC player twice, Tony Romo in 2002 and Jimmy Garoppolo in 2013.

**Buck Buchanan Award Watch List:** There are two OVC players on the Buck Buchanan Award Watch List. The award, presented by Stats Perform, is presented to the national defensive



player of the year in college football's Division I subdivision. UT Martin graduate linebacker John H. Ford II was one of 35 players on the initial watch list in August, while Southeast Missouri sophomore linebacker Bryce Norman was one of 21 players added in October. More players can join the watch list during the regular season, and afterwards a national media panel will select the winner. First awarded in 1995, the Buchanan Award has twice been won by an OVC player. Jacksonville State's Darius Jackson (2017) and SEMO's Zach Hall (2018).

**Jerry Rice Award Watch List:** UT Martin redshirt freshman running back Sam Franklin is one of 25 players on the Watch List for the 2022 Stats Perform FCS Jerry Rice Award, which is presented to the national freshman of the year in college football's Division I subdivision. The award is in its 12th season. To be eligible for the Rice Award, a freshman must be in his first or second academic year and can't have surpassed four games played in the previous academic year - similar to the NCAA's regular redshirt rule. No OVC player has ever won the award.

**Deacon Jones Trophy Watch List:** Three Tennessee State football players have been named to the Watch List for the Black College Football Player of the Year Award. The award, known as the Deacon Jones Trophy, is presented annually to the most outstanding college football player from a Historically Black College & University (HBCU). The players were quarterback Draylen Ellis, running back Devon Starling and linebacker James Green. Four finalists will be unveiled after the season. The winner of the Black College Football Player of the Year Award, which will be announced during halftime of the 2023 HBCU Legacy Bowl on Saturday, February 25, 2023 in New Orleans, Louisiana. TSU's Chris Rowland won the award in 2019.

**Hess on CFP National Performer of the Year Watch List:** Southeast Missouri running back Geno Hess is one of 38 players on the initial Watch List for the College Football Performance Awards (CFPA) National Performer of the Year Award.

**Individual Awards Winners:** Since 2013, the OVC has produced one Walter Payton Award Winner, two Buck Buchanan Award Winners, an Eddie Robinson Award Winner and a Deacon Jones Trophy winner. In addition, the league has had two Doris Robinson Award Winners, as the National Scholar-Athlete of the Year.

**Three OVC Players Named to FCS Punter of the Year Watch List:** Three OVC players have been named to the 2022 FCS Punter of the Year Award Watch List by the Augusta Sports Council. The OVC picks, who were among the 22 nationally on the list, were Southeast Missouri's Zach Haynes, Tennessee State's Kaleb Mosely and Murray State's Lewis Halton. The FCS Punter of the Year Award winner will be voted on by the FCS Punter of the Year Award/Ray Guy Award Committee and will be announced after regular season play commences.

**Brister Ties OVC Single-Game Rushing Touchdowns Record:** Lindenwood senior quarterback Cade Brister ran for five touchdowns in a 52-49 win at Central Arkansas on October 8. That tied the OVC record for rushing touchdowns in a game, done by five other players, the last time in 2014.

- 5 - Cade Brister, Lindenwood vs. Central Arkansas (2022)
- 5 - Dy'Shawn Mobley, Eastern Kentucky vs. Murray State (2014)
- 5 - DaMarcus James, Jacksonville State vs. Austin Peay (2013)
- 5 - Derek White, Tennessee Tech vs. Concordia (Ala.) (2007)
- 5 - Daniel Williams, Austin Peay vs. UT Martin (1996)
- 5 - Paris Wicks, Youngstown State vs. Northern Iowa (1981)q2

**Simpson Ranks Fourth in OVC Career Victories:** UT Martin head coach Jason Simpson currently ranks fourth in OVC history for career victories. Simpson recorded his 100th victory in the Skyhawks FCS Playoff win over Missouri State in 2021. Including Simpson, only 24 active FCS coaches have 100 or more career wins.

- 315 - Roy Kidd, Eastern Kentucky (1964-2002)
- 154 - Boots Donnelly, Austin Peay & Middle Tennessee (1977-78, 79-88)
- 117 - Charles Murphy, Middle Tennessee (1952-68)
- 105 - Jason Simpson, UT Martin (2006-present)
- 99 - Jimmy Feix, Western Kentucky (1968-81)

**OVC Teams Against FBS Opponents:** In seven of the past 12 seasons (2010-21), an OVC team has knocked off a Football Bowl Subdivision (FBS) opponent (2010, 2012, 2013, 2014, 2016, 2017, 2020). OVC teams are 36-266-1 all-time against FBS opponents.

**OVC and Big South Association:** In February 2022 the Big South Conference and Ohio Valley Conference announced the creation of an association of their football member institutions, to begin with the 2023 NCAA Division I football season and have an initial term of at least four years. The unique agreement combines the two conferences' football membership to ensure NCAA championship access and stability for the multisport conferences. In creating the association, presidents from each of the multisport conferences pointed to the similarities of the OVC and the Big South, with their complementary geographies and intercollegiate athletic philosophies, as key to making this association possible.

**OVC and Southland Conference Partner For Non-Conference Scheduling Alliance:** In October 2021, the OVC and Southland Conference announced a football scheduling alliance for the 2022 and 2023 seasons. The collaboration will see institutions from each conference fill available non-conference dates on schedules in 2022 and 2023 with a focus toward competitive balance and reasonable travel. The alliance provides quality Division I FCS non-conference matchups, allows increased visibility, exposure and branding for each Conference. There are eight matchups on the schedule (with a ninth involving Lindenwood who joined the OVC after the schedule was set). OVC teams are 6-1 so far against Southland schools in 2022, with two games remaining.

**Hill and Carlisle Named Semifinalists for William V. Campbell Trophy:** Two OVC football players were named semifinalists for the 2022 William V. Campbell Trophy® by National Football Foundation & College Hall of Fame (NFF). The award is college football's premier scholar-athlete

award. The selections were Eastern Illinois wide receiver Isaiah Hill and Tennessee Tech linebacker Seth Carlisle. The duo were among 156 semifinalists nationally, 37 of which came from the Football Championship Subdivision (FCS). Celebrating its 33rd year, the Campbell Trophy® recognizes an individual as the absolute best football scholar-athlete in the nation for his combined academic success, football performance and exemplary leadership.

**Martin Named National Special Teams Player of the Week (Sept. 12):** Lindenwood's Andrew Martin was named the FedEx Ground FCS National Special Teams Player of the Week by Stats Perform for his performance in the Lions' 21-20 win over Houston Baptist on September 10. Martin recovered a blocked punt in the HBU end zone with 28 seconds remaining to give Lindenwood a road victory in its first game as an FCS program. The Lions trailed 20-15 when Jalen Bethany blocked the punt. Martin entered the game without a career TD, but he had two, first scoring on a four-yard run in the third quarter to pull LU to within 20-12. He finished with 49 rushing yards and also had a special teams tackle.

**A Look at the Coaches:** Five coaches from last season return to their respective teams in 2022. Among the newcomers is first-year Eastern Illinois head coach Chris Wilkerson, who played for the Panthers and was later an assistant coach. Also new to the league is Jed Stugart, who begins his sixth year (fifth season) at Lindenwood, who joined the OVC on July 1. In addition to Wilkerson, Tennessee Tech's Dewayne Alexander is also coaching at his alma mater. The longest tenured coach in the league is UT Martin's Jason Simpson who enters his 17th season with the Skyhawks in 2022; Simpson is the fourth-winningest coach in OVC history.

**Alexander on NCAA Committee on Ethical Conduct and Sportsmanship:** Beginning this season Tennessee Tech head coach Dewayne Alexander is on the NCAA's Committee on Ethical Conduct and Sportsmanship. The committee's mission is to improve the condition of sportsmanship and ethical conduct in all aspects of college athletics by developing and implementing strategies that foster greater acceptance of the value of respect, fairness, civility, honesty and responsibility. Since the establishment of the committee, the group has focused on two areas: (1) provide best practices and creative tools (e.g., the RESPECT campaign) for campus and conference implementation and (2) increase the awareness and profile of the NCAA Sportsmanship Awards.

**UT Martin Tabbed Preseason OVC Favorite:** Coming off an OVC Championship and its first FCS Playoff victory, UT Martin has been picked as the preseason football favorites in the Ohio Valley Conference for the 2022 season. The Skyhawks picked up 10 of a possible 14 first-place votes in a poll of league head coaches and communications directors. It marked the first time the Skyhawks have been picked the preseason favorites since joining the league prior to the 1992 season. UT Martin totaled 70 points to finish ahead of Southeast Missouri (59), Murray State (51) was tabbed third, just ahead of Tennessee State (46), who also picked up a first-place vote. The poll was rounded out by Tennessee Tech (29), Eastern Illinois (20) and Lindenwood (19).

**Hess and Ford Headline Preseason All-OVC Team:** Southeast Missouri senior running back Geno Hess and UT Martin graduate student linebacker John H. Ford II were named the 2022 OVC Preseason Offensive and Defensive Players of the Year in a vote of by the league's head football coaches and communications directors. Tennessee State and UT Martin led the way with eight selections apiece, while Eastern Illinois and Murray State had seven players apiece, Southeast Missouri had six selections, Tennessee Tech added three and newcomer Lindenwood had two players on the team. Returning players who were first- or second-team All-OVC selections last year were automatic selections to the preseason team this year.

**NFL Connections:** There are currently 13 former OVC players on NFL rosters (8 active, 4 practice squad and 1 IR). Overall the OVC has produced at least one NFL Draft Pick in 14 of the past 19 years (2003-21). In January 2020, Eastern Illinois alum Jimmy Garoppolo became just the eighth former FCS quarterback to start a Super Bowl, doing so with the San Francisco 49ers. For Super Bowl LV in February 2021, there were four participants with OVC connections including a player (Josh Pearson), a coach (Rick Christophel), an official (Jabir Walker) and a broadcaster (Tony Romo).

**Romo Becomes Sixth College Football Hall of Famer With OVC Connections:** In December 2021 former Eastern Illinois quarterback Tony Romo was inducted into the College Football Hall of Fame Class. Romo is the third player that played in the OVC to be inducted into the College Football Hall of Fame joining Jim Youngblood from Tennessee Tech and George Floyd Jr., from Eastern Kentucky. Three former head coaches from the OVC have also been inducted into the College Football Hall of Fame with Roy Kidd (Eastern Kentucky), James "Boots" Donnelly (Middle Tennessee/Austin Peay) and Frank Beamer (Murray State). At EIU Romo was the winner of the 2002 Walter Payton Award as the top player in the FCS. After going undrafted in 2003, he would put together a standout NFL career with the Dallas Cowboys from 2003-16. The four-time Pro Bowl selection holds Cowboy records for career passing yards and passing touchdowns. Since retiring with the Cowboys, Romo has served as the lead color analyst for CBS' NFL telecasts, working alongside Jim Nantz.

**Let's Get It Started:** The 75th season of Ohio Valley Conference football got underway on Thursday, September 1. The OVC is made up of seven football-playing schools in 2022. Since its beginning, 15 of the 19 total schools that have played football in the league have claimed at least one championship.

**ESPN+:** This season every Conference football game (and select non-conference contests) will be broadcast on ESPN+. This marks the fifth year of the OVC's deal with ESPN+, the multi-sport, direct-to-consumer video service from The Walt Disney Company's Direct-to-Consumer & International segment. Fans can subscribe to ESPN+ for \$9.99 a month (or \$99.99 per year) or as part of a bundle with Disney+ and ad-supported Hulu (\$13.99/month). ESPN+ is an integrated part of the ESPN App and (on mobile and connected devices) and ESPN.com. More information can be found at [www.OVCsports.com/ESPN](http://www.OVCsports.com/ESPN).

# 2022 LINDENWOOD ROSTER - NUMERICAL



| NO. | NAME                | POS | HT   | WT  | YR  | HOMETOWN/HIGH SCHOOL                      |
|-----|---------------------|-----|------|-----|-----|---|
| 0   | Jayden Littlejohn   | DB  | 5-8  | 174 | Fr. | St. Louis, Mo./Parkway Central            |
| 1   | Kobe Smith          | WR  | 6-2  | 176 | Sr. | Compton, Calif./Junipero Serra            |
| 2   | Cole Dugger         | QB  | 6-1  | 182 | So. | Dwasso, Okla./Dwasso                      |
| 3   | Darion Bolden       | DB  | 5-9  | 187 | Sr. | St. Louis, Mo./Trinity                    |
| 4   | Cade Brister        | QB  | 6-0  | 222 | Sr. | O'Fallon, Mo./Fort Zumwalt North          |
| 5   | Dominique Thornhill | LB  | 5-10 | 226 | Sr. | St. Louis, Mo./Fort Zumwalt East          |
| 6   | Carter Davis        | QB  | 6-1  | 177 | Fr. | Eureka, Mo./Eureka                        |
| 7   | Lloyd Lockett       | DB  | 5-10 | 203 | Sr. | Platte City, Mo./Platte County            |
| 8   | Moses Ale           | DL  | 6-2  | 258 | Jr. | Carson, Calif./Carson                     |
| 10  | Spencer Redd        | WR  | 5-9  | 184 | Jr. | Springfield, Ill./Sacred Heart-Griffin    |
| 11  | Mann McGruder       | DB  | 5-10 | 194 | Jr. | St. Louis, Mo./Ritenour                   |
| 12  | Jalen Bethany       | WR  | 5-10 | 170 | So. | St. Louis, Mo./St. Mary's                 |
| 13  | Dom McManus         | WR  | 6-0  | 198 | Jr. | San Diego, Calif./Ramona                  |
| 14  | Sammy Muniz         | DB  | 6-0  | 182 | Sr. | Tucson, Ariz./Salpointe Catholic          |
| 15  | Jayden Patrick      | DB  | 5-11 | 174 | Fr. | Tulsa, Okla./Jenks                        |
| 16  | Jordan Lawrence     | DL  | 6-2  | 244 | So. | Bloomington, Ill./Normal Community        |
| 17  | Payton Rose         | WR  | 6-0  | 193 | Sr. | Cumberland, Wis./Cumberland               |
| 18  | Chase Lanckriet     | TE  | 6-3  | 241 | Jr. | Windsor, Colo./Windsor                    |
| 19  | Jeff Caldwell       | WR  | 6-4  | 190 | Fr. | Louisville, Ky./Butler                    |
| 20  | Robert Giaimo       | RB  | 5-8  | 185 | So. | Bartlett, Tenn./Bartlett                  |
| 21  | Kai Ross            | DB  | 6-2  | 205 | Sr. | Huntington Beach, Calif./Huntington Beach |
| 22  | Andrew Martin       | RB  | 5-8  | 178 | Jr. | Holden, Mo./Holden                        |
| 23  | Devon Edwards       | LB  | 6-2  | 220 | So. | Longmont, Colo./Mead                      |
| 24  | Wesley Hines        | DB  | 6-1  | 196 | Jr. | Lake Saint Louis, Mo./Liberty             |
| 25  | Tra Ranson          | LB  | 6-0  | 219 | So. | Sikeston, Mo./Sikeston                    |
| 26  | Jayce Conklin       | DB  | 6-0  | 200 | Jr. | Lincoln, Neb./Lincoln Southwest           |
| 28  | Justin Williams     | RB  | 5-8  | 186 | Jr. | St. Louis, Mo./CBC                        |
| 29  | Donovan Marshall    | RB  | 6-0  | 192 | Sr. | St. Louis, Mo./Lutheran North             |
| 30  | Darius Ragland      | DB  | 6-0  | 187 | Fr. | Carbondale, Ill./Carbondale               |
| 31  | Matt Barnett        | LB  | 6-3  | 211 | So. | Cedar Rapids, Iowa/Alburnett              |
| 32  | Clark Whitaker      | LB  | 5-11 | 187 | Jr. | Dallas, Texas/Hebron                      |
| 33  | Jared Rhodes        | RB  | 5-11 | 199 | Fr. | St. Louis, Mo./Ladue                      |
| 34  | Donnie Wingate      | DL  | 6-2  | 228 | Fr. | Choctaw, Okla./Choctaw                    |
| 35  | Sterlin Williams    | DL  | 6-3  | 235 | Jr. | Zephyrhills, Fla./Zephyrhills             |
| 36  | Chase Giorgi        | LB  | 5-9  | 199 | Jr. | St. Louis, Mo./Oakville                   |
| 37  | Dominique Lyons     | DB  | 6-0  | 184 | Fr. | Kansas City, Mo./Staley                   |
| 38  | Jaden Savage        | DB  | 5-11 | 193 | Fr. | Chicago Heights, Ill./Bloom Township      |
| 39  | Brett Hiatt         | DB  | 6-1  | 202 | So. | Wentzville, Mo./Timberland                |
| 40  | Tyrone Griffin      | LB  | 6-3  | 208 | So. | Brownsburg, Ind./Brownsburg               |
| 42  | Luke Desherow       | DL  | 6-4  | 238 | Fr. | Mt. Prospect, Ill./Loyola Academy         |
| 43  | Logan Seibert       | K   | 5-10 | 184 | So. | Belleville, Ill./Belleville West          |
| 44  | David Whittemore    | LB  | 6-1  | 225 | So. | Indianapolis, Ind./Bishop Chatard         |
| 45  | Gus Hetzel          | DB  | 5-11 | 193 | Fr. | Weldon Spring, Mo./Francis Howell         |
| 46  | Frank Caldwell      | DL  | 6-0  | 235 | So. | Louisville, Ky./Butler Traditional        |
| 47  | Jack McCormick      | DB  | 6-0  | 197 | Fr. | Dardenne Prairie, Mo./St. Dominic         |
| 48  | Alex Scharf         | TE  | 6-3  | 265 | Sr. | Decatur, Ill./Mount Zion                  |
| 49  | Jackson Hetzel      | LB  | 6-3  | 218 | Fr. | Weldon Spring, Mo./Francis Howell         |
| 50  | Anthony Tocchini    | DL  | 6-3  | 274 | Fr. | Denver, Colo./Regis Jesuit                |
| 51  | Connor Mazzotta     | DL  | 5-11 | 260 | Sr. | Murrietta, Calif./Murrietta Mesa          |
| 52  | Asa Baker           | DL  | 6-1  | 294 | Jr. | Kimberling City, Mo./Reeds Spring         |
| 53  | Branden Stearman    | LB  | 6-0  | 233 | Fr. | Louisville, Ky./Trinity                   |
| 54  | Nelson Pipes        | LS  | 6-0  | 223 | Fr. | Hallsville, Mo./Hallsville                |
| 55  | Aaron Kness         | LB  | 6-0  | 232 | Fr. | Greeley, Colo./Northridge                 |
| 56  | Dylan Petti         | DL  | 6-2  | 306 | Sr. | Riverside, Calif./Notre Dame              |
| 57  | Sean Owens          | DL  | 6-1  | 237 | Jr. | Newport Beach, Calif./Corona Del Mar      |
| 58  | Brenden Dye         | LB  | 6-1  | 198 | Fr. | Dwasso, Okla./Dwasso                      |

| NO. | NAME                | POS | HT   | WT  | YR  | HOMETOWN/HIGH SCHOOL                       |
|-----|---------------------|-----|------|-----|-----|--|
| 59  | Kevin Re            | LB  | 5-11 | 225 | Fr. | St. Louis, Mo./Chaminade                   |
| 64  | Alex Solak          | DL  | 6-1  | 294 | So. | Menasha, Wis./Menasha                      |
| 65  | AJ Gonzalez         | DL  | 6-6  | 358 | Fr. | Fairfield, Ill./Fairfield Community        |
| 66  | Anthony Enlow       | DL  | 6-3  | 316 | Fr. | Vandalia, Ill./Vandalia                    |
| 68  | Joe Becker          | DL  | 6-3  | 294 | So. | Hillsboro, Mo./Hillsboro                   |
| 71  | Jacob Swihart       | DL  | 6-2  | 320 | So. | Ballwin, Mo./Parkway West                  |
| 73  | Adel Mountassir     | DL  | 6-3  | 275 | Fr. | St. Charles, Mo./Francis Howell North      |
| 74  | Ethan Johnson       | DL  | 6-3  | 285 | So. | Normal, Ill./Normal Community              |
| 76  | John Wilson         | DL  | 6-5  | 297 | Fr. | St. Charles, Mo./St. Charles West          |
| 77  | Blake Rogenhofer    | DL  | 6-3  | 295 | Sr. | Overland, Mo./Ritenour                     |
| 78  | Gareth Warren       | DL  | 6-5  | 313 | So. | Kailua Kona, Hawaii/Kealakehe              |
| 79  | Addison Darcy       | DL  | 6-3  | 279 | So. | State College, Pa./State College           |
| 80  | Jaden Kohls         | WR  | 5-11 | 180 | Jr. | Omaha, Neb./Westside                       |
| 82  | Caleb Urwiller      | WR  | 6-1  | 175 | Sr. | Greeley, Colo./Dayspring Christian Academy |
| 83  | Luis Ramos          | TE  | 6-2  | 246 | So. | Mexico City, Mexico/Sierra Nevada          |
| 84  | Abe Haerr           | TE  | 6-4  | 220 | Fr. | Taylor, Mo./Palmyra                        |
| 85  | Jared Farney        | DL  | 6-1  | 204 | Fr. | Eureka, Ill./Eureka                        |
| 86  | Darrin Fugitt       | TE  | 6-3  | 228 | Fr. | Bolivar, Mo./Bolivar                       |
| 87  | Lucas Allen         | TE  | 6-4  | 223 | Fr. | Arnold, Mo./Fox                            |
| 88  | Aiden Jones         | WR  | 6-0  | 194 | So. | Belleville, Ill./Mascoutah                 |
| 89  | Tyus Hanson         | TE  | 6-3  | 236 | So. | Sioux Falls, S.D./Washington               |
| 90  | Riley Ripper        | K   | 5-11 | 206 | Sr. | East Alton, Ill./Roxana                    |
| 91  | Kobe McClendon      | DL  | 6-1  | 247 | Fr. | St. Louis, Mo./St. Mary's                  |
| 92  | Dayle Palmer        | DL  | 6-1  | 308 | Jr. | Lakeland, Fla./Lakeland Christian          |
| 93  | Cruz Masten         | DL  | 5-11 | 274 | Fr. | Centennial, Colo./Valor Christian          |
| 94  | Darion Mullins      | DL  | 6-2  | 262 | So. | St. Louis, Mo./SLUH                        |
| 95  | Patrick Turner      | K   | 6-2  | 210 | Fr. | Melbourne, Australia/                      |
| 96  | Justin Aletor       | DL  | 6-1  | 291 | Fr. | Avondale, Ariz./Agua Fria                  |
| 98  | Devan Tursini-White | DL  | 6-0  | 285 | Jr. | Mesa, Ariz./Corona Del Sol                 |
| 99  | Tayvian Weary       | DL  | 5-10 | 296 | Sr. | St. Louis, Mo./Vianney                     |
|     | John Anthony        | DB  | 6-3  | 192 | Fr. | Venice, Fla./Venice                        |
|     | Tre Bell            | DB  | 6-1  | 178 | Fr. | Ballwin, Mo./Parkway West                  |
|     | Jack Berry          | LS  | 6-0  | 261 | Fr. | Weldon Spring, Mo./Francis Howell          |
|     | Mason Brown         | QB  | 6-3  | 212 | Fr. | Fenton, Mo./Rockwood Summit                |
|     | Brayden Darrell     | DL  | 6-1  | 213 | Fr. | Bixby, Okla./Bixby                         |
|     | Maika Finau         | DL  | 6-0  | 349 | Fr. | Makawao, Hawaii/Summit                     |
|     | Ty Johnson          | DL  | 6-4  | 264 | Fr. | Apple Valley, Calif./Apple Valley          |
|     | Drew Krobath        | WR  | 6-2  | 195 | Fr. | Fenton, Mo./Rockwood Summit                |
|     | Colin Krzeczowski   | DL  | 6-5  | 271 | Fr. | Lockport, Ill./Lockport Township           |
|     | Arthur Liebau       | K   | 6-0  | 185 | Fr. | Mequon, Wis./Homestead                     |
|     | Hunter Neely        | LB  | 6-0  | 223 | Fr. | Celina, Texas/Celina                       |
|     | Nolan O'Hara        | LB  | 5-11 | 203 | Fr. | Coatesville, Pa./Coatesville Area          |
|     | Will Stemler        | LB  | 6-1  | 227 | Fr. | Sierra Vista, Ariz./Buena                  |
|     | Khalid Stewart      | DB  | 5-10 | 171 | Fr. | St. Louis, Mo./DeSmet                      |
|     | Ronnie Thomas Jr.   | WR  | 5-10 | 185 | Fr. | Dwasso, Okla./Dwasso                       |
|     | Emaud Triplett      | LB  | 5-9  | 197 | Fr. | Dwasso, Okla./Dwasso                       |

## PRONUNCIATION GUIDE

#2 Cole Dugger - Doug - Urr  
 #8 Moses Ale - Ahh - Lay  
 #14 Sammy Muniz - Mew - Nez  
 #18 Chase Lanckriet - Lawn - Creet  
 #20 Robert Giaimo - G - Ah - Moe  
 #23 Devon Edwards - Devin  
 #36 Chase Giorgi - G - Dr - G

#39 Brett Hiatt - Hi - It  
 #42 Luke Desherow - Desh - A - Row  
 #43 Logan Seibert - Sigh - Burt  
 #50 Anthony Tocchini - (Like Zuccini) - Toe - Keen - E  
 #51 Connor Mazzotta - Muh - Zoe - Tuh  
 #55 Aaron Kness - Ness  
 #56 Dylan Petti - Pet - E

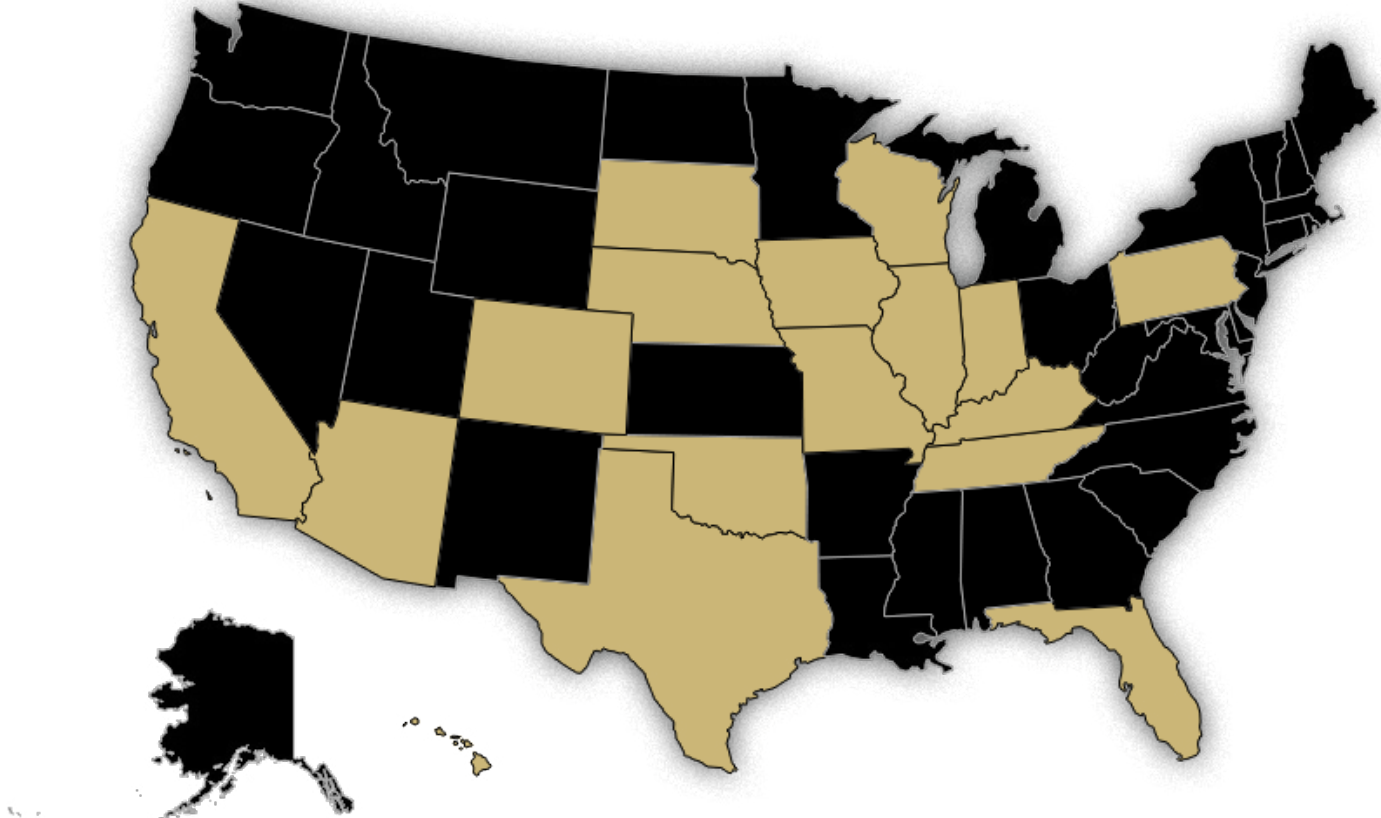
#59 Kevin Re - Ray  
 #71 Jacob Swihart - Sw - eye - Hart  
 #73 Adel Mountassir - Mount - uh - sear  
 #77 Blake Rogenhofer - Rogan - hoff - err  
 #82 Caleb Urwiller - Urr - Why - Lurr  
 #83 Luis Ramos - Lou - ees, Rahh - Moes  
 #84 Abe Haerr - Hair

#86 Darrin Fugitt - Few - Get  
 #96 Justin Aletor - Al - It - Dr  
 #98 Devan Tursini-White - Turr - See - Knee

Jed Stugart - Stu - Gurt  
 Dusty Havorka - Ho - Vor - Ka  
 Eric Inama - Eye - Nam - Uh  
 Jarrett Grabbe - Grab  
 Tore Hurst - Tor - Ay



LIONS BY STATE



**Arizona - 4**

Justin Aletor  
Sammy Muniz  
Will Stemler  
Devan Tursini-White

**California - 8**

Moses Ale  
Ty Johnson  
Connor Mazzotta  
Dom McManus  
Sean Owens  
Dylan Petti  
Kai Ross  
Kobe Smith

**Colorado - 6**

Devon Edwards  
Aaron Kness  
Chase Lanckriet  
Cruz Masten  
Anthony Tocchini  
Caleb Urwiller

**Florida - 3**

John Anthony  
Dayle Palmer  
Sterlin Williams

**Hawaii - 2**

Maika Finau  
Gareth Warren

**Illinois - 14**

Luke Desherow  
Anthony Enlow  
Jared Farney  
AJ Gonzalez  
Ethan Johnson  
Aiden Jones  
Colin Krzeczowski  
Jordan Lawrence  
Darius Ragland  
Spencer Redd  
Riley Ripper  
Jaden Savage  
Alex Scharf  
Logan Seibert

**Indiana - 2**

Tyrone Griffin  
David Whittemore

**Iowa - 1**

Matt Barnett

**Kentucky - 3**

Jeff Caldwell  
Frank Caldwell  
Branden Stearman

**Missouri - 40**

Lucas Allen  
Asa Baker  
Joe Becker  
Tre Bell  
Jack Berry  
Jalen Bethany  
Darion Bolden  
Cade Brister  
Mason Brown  
Carter Davis  
Darrin Fugitt  
Chase Giorgi  
Abe Haerr  
Gus Hetzel  
Jackson Hetzel  
Brett Hiatt  
Wesley Hines  
Drew Krobath  
Jayden Littlejohn  
Lloyd Lockett  
Dominique Lyons  
Donovan Marshall  
Andrew Martin  
Kobe McClendon  
Jack McCormick  
Mann McGruder  
Adel Mountassir  
Darion Mullins  
Nelson Pipes

Tra Ranson  
Kevin Re  
Jared Rhodes  
Blake Rogenhofer  
Khalid Stewart  
Jacob Swihart  
Dominique Thornhill  
Tayvian Weary  
Justin Williams  
John Wilson

**Nebraska - 2**

Jayce Conklin  
Jaden Kohls

**Oklahoma - 7**

Brayden Darrell  
Cole Dugger  
Brenden Dye  
Ronnie Thomas Jr.  
Jayden Patrick  
Emaud Triplett  
Donnie Wingate

**Pennsylvania - 2**

Addison Darcy  
Nolan O'Hara

**South Dakota - 1**

Tyus Hanson

**Tennessee - 1**

Robert Giaimo

**Texas - 2**

Hunter Neely  
Clark Whitaker

**Wisconsin - 3**

Arthur Liebau  
Payton Rose  
Alex Solak

**International**

















































**Australia - 1**

Patrick Turner

**Mexico - 1**

Luis Ramos



|   |   |  |   |   |   |  |   |
|---|---|--|---|---|---|--|---|
| <br>Moses Ale<br>JR - DL       | <br>Justin Aletor<br>FR - DL   | <br>Lucas Allen<br>FR - TE      | <br>John Anthony<br>FR - DB        | <br>Asa Baker<br>JR - DL         | <br>Matt Barnett<br>SO - LB      | <br>Joe Becker<br>SO - DL       | <br>Tre Bell<br>FR - DB            |
| <br>Jack Berry<br>FR - LS      | <br>Jalen Bethany<br>SO - WR   | <br>Darion Bolden<br>SR - DB    | <br>Cade Brister<br>SR - DB        | <br>Mason Brown<br>FR - QB       | <br>Frank Caldwell<br>SO - DL    | <br>Jeff Caldwell<br>FR - WR    | <br>Jayce Conklin<br>JR - DB       |
| <br>Addison Darcy<br>SO - DL   | <br>Brayden Darrell<br>FR - DL | <br>Carter Davis<br>FR - QB     | <br>Luke Dasherow<br>FR - DL       | <br>Cole Dugger<br>SO - QB       | <br>Brenden Dye<br>FR - LB       |                                 | <br>Anthony Enlow<br>FR - DL       |
| <br>Jared Farnley<br>FR - DL | <br>Maika Finau<br>FR - DL   | <br>Darrin Fugitt<br>FR - TE  | <br>Robert Giaino<br>SO - RB     | <br>Chase Giorgi<br>JR - LB    | <br>AJ Gonzalez<br>FR - DL     | <br>Tyrone Griffin<br>LB - SO | <br>Abe Haerr<br>FR - TE         |
| <br>Tyus Hanson<br>SO - TE   | <br>Gus Hetzel<br>FR - DB    | <br>Jackson Hetzel<br>FR - LB | <br>Brett Hiatt<br>SO - DB       | <br>Wesley Hines<br>SO - DB    | <br>Ethan Johnson<br>FR - DL   | <br>Ty Johnson<br>FR - DL     | <br>Aiden Jones<br>SO - WR       |
| <br>Aaron Kness<br>FR - LB   | <br>Jaden Kohls<br>JR - WR   | <br>Drew Krabath<br>FR - WR   | <br>Colin Krzeczowski<br>FR - DL | <br>Chase Lanckriet<br>JR - TE | <br>Jordan Lawrence<br>SO - DL | <br>Arthur Liebau<br>FR - K   | <br>Jayden Littlejohn<br>FR - DB |



Lloyd Lockett  
SR - DB



Dominique Lyons  
FR - DB



Donovan Marshall  
SR - RB



Andrew Martin  
JR - RB



Cruz Masten  
FR - DL



Connor Mazzotta  
SR - OL



Kobe McClendon  
FR - DL



Jack McCormick  
FR - DB



Mann McGruder  
JR - DB



Dom McManus  
JR - WR



Adel Mountassir  
FR - OL



Andrew Martin  
SO - RB




Darion Mullins  
SO - DL



Sammy Muniz  
SR - DB



Hunter Neely  
FR - LB



Nolan O'Hara  
FR - LB




Sean Owens  
JR - DL



Dayle Palmer  
JR - DL



Jayden Patrick  
FR - DB



Dylan Petti  
SR - DL



Nelson Pipes  
FR - LS



Darius Ragland  
FR - DB



Luis Ramos  
SO - TE



Tra Ranson  
SO - LB



Kevin Re  
FR - LB



Spencer Redd  
JR - WR



Jared Rhodes  
FR - RB




Riley Ripper  
SR - K



Blake Rogenhofer  
SR - DL



Payton Rose  
SR - WR



Kai Ross  
SR - DB



Jaden Savage  
FR - DB



Alex Scharf  
SR - TE



Logan Seibert  
FR - K



Kobe Smith  
SR - WR



Alex Solak  
SO - OL



Branden Stearman  
FR - LB



Will Stemler  
FR - LB



Khalid Stewart  
FR - DB



Jacob Swihart  
SO - OL



Ronnie Thomas Jr.  
FR - WR



Dominique Thornhill  
SR - LB




Anthony Tocchini  
FR - OL




Emaud Triplett  
FR - LB



Patrick Turner  
FR - K



Devan Tursini-White  
JR - DL




Caleb Urwiller  
SR - WR



Gareth Warren  
SO - OL



Tayvian Weary  
SR - DL



Clark Whitaker  
JR - LB



David Whittemore  
FR - LB



Justin Williams  
SO - RB



Sterlin Williams  
JR - DL



John Wilson  
FR - DL



Donnie Wingate  
FR - DL



### HARLEN C. HUNTER STADIUM

Hunter Stadium is one of the busiest places on campus throughout the year. It is the home for Lindenwood football, men's and women's soccer, field hockey, and men's and women's lacrosse. The stadium was built in 1976 by the St. Louis football Cardinals as a place to hold their training camp. In 1988, the stadium was renovated and a new artificial turf was installed. Eleven years later in 1999, Hunter Stadium debuted a new turf called Astro Play. After the 2004 season, Hunter Stadium would undergo its biggest renovation. The stadium was to be completely renovated, including end zone seating, a brand new two-story press box with luxury boxes, and a new concession area.

In 2009, the playing surface at the facility was replaced with Enviroturf. The next renovation was more of an addition. The Student-Athlete Center, an academic success center including coaches' offices, and new locker rooms, was built in 2012. The three-story building was added behind the south end zone. In 2018 a new Ram Turf surface was placed on the field.

The stadium hosted NAIA football playoff games in 2004, 2008, 2009, and 2010 and the NAIA Women's Soccer National Championships in 2001 and 2002. In 2009, 2010, and 2015, the St. Louis Rams held training camp scrimmages at Hunter Stadium. Each of the three games drew over 5,000 spectators. During the NFL lockout in 2011, several St. Louis Rams players chose Lindenwood for offseason training. The stadium is named after Dr. Harlen C. Hunter, who founded the St. Louis Orthopedic Sports Medicine Clinic in Chesterfield in 1979, the first clinic of its kind in the St. Louis area. Hunter's contributions were the key to the upgrades of the playing surface in 1988.

#### STADIUM FACTS

|                      |                  |
|----------------------|------------------|
| Capacity             | 6,000            |
| Surface              | Ram Turf         |
| Location             | St. Charles, Mo. |
| First Game           | 1990             |
| First Opponent       | Dana (Neb.)      |
| Score                | Lindenwood 21-14 |
| All-Time Home Record | 102-74           |



#### YEAR-BY-YEAR HOME RECORDS

| YEAR           | RECORD        |
|----------------|---------------|
| 1990           | 5-2           |
| 1991           | 2-3           |
| 1992           | 1-4           |
| 1993           | 2-4           |
| 1994           | 2-2           |
| 1995           | 4-3           |
| 1996           | 3-2           |
| 1997           | 4-1           |
| 1998           | 3-1           |
| 1999           | 3-2           |
| 2000           | 1-6           |
| 2001           | 3-2           |
| 2002           | 1-4           |
| 2003           | 3-3           |
| 2004           | 5-1           |
| 2005           | 4-1           |
| 2006           | 4-2           |
| 2007           | 5-0           |
| 2008           | 6-0           |
| 2009           | 7-0           |
| 2010           | 5-1           |
| 2011           | 5-1           |
| 2012           | 4-2           |
| 2013           | 2-3           |
| 2014           | 0-5           |
| 2015           | 2-4           |
| 2016           | 2-3           |
| 2017           | 2-4           |
| 2018           | 0-5           |
| 2019           | 5-1           |
| 2020           | 0-0           |
| 2021           | 4-1           |
| 2022           | 3-1           |
| <b>Overall</b> | <b>102-74</b> |



**FCS COACHES POLL**

| RANK | SCHOOL (FIRST-PLACE VOTES) | 2022 RECORD | POINTS | PREVIOUS RANK |
|------|----------------------------|-------------|--------|---------------|
| 1    | South Dakota State (25)    | 8-1         | 673    | 1             |
| 2    | Montana State              | 7-1         | 638    | 2             |
| 3    | Sacramento State (2)       | 8-0         | 624    | 3             |
| 4    | North Dakota State         | 6-2         | 566    | 4             |
| 5    | Jackson State              | 8-0         | 553    | 5             |
| 6    | Weber State                | 7-1         | 542    | 7             |
| 7    | Holy Cross                 | 8-0         | 509    | 8             |
| 8    | UIW                        | 8-1         | 497    | 9             |
| 9    | William & Mary             | 7-1         | 464    | 12            |
| 10   | Samford                    | 7-1         | 431    | 13            |
| 11   | Mercer                     | 7-2         | 372    | 16            |
| 12   | Chattanooga                | 6-2         | 327    | 6             |
| 13   | Montana                    | 5-3         | 297    | 10            |
| 14   | Richmond                   | 6-2         | 285    | 20            |
| 15   | UT Martin*#                | 5-3         | 245    | 18            |
| 16   | Delaware                   | 6-2         | 230    | 11            |
| 17   | Princeton                  | 7-0         | 228    | 22            |
| 18   | Fordham                    | 6-2         | 210    | 15            |
| 19   | Furman                     | 7-2         | 193    | NR            |
| 20   | Southeast Missouri State*# | 6-2         | 165    | 14            |
| 21   | New Hampshire              | 6-2         | 132    | 25            |
| 22   | Rhode Island               | 5-3         | 110    | 17            |
| 23   | Elon                       | 6-3         | 98     | NR            |
| 24   | Idaho                      | 5-3         | 93     | 23            |
| 25   | St. Thomas (Minn.)         | 7-1         | 69     | NR            |

\* - DVC School | # - 2022 Opponent

Dropped Out: Stephen F. Austin (19), Austin Peay (21), Southern Illinois (24)  
 Others Receiving Votes: Eastern Kentucky, 44; Florida A&M, 37; Merrimack, 26; Stephen F. Austin, 21; Austin Peay, 18; Villanova, 15; Southern Illinois, 13; Penn, 11; North Carolina Central, 9; Northern Iowa, 8; **LINDENWOOD, 7**; Davidson, 5; North Dakota, 5; Dayton, 3; St. Francis (Pa.), 2.

AS OF 10/31/22

**STATS PERFORM FCS TOP 25**

| RANK | SCHOOL (FIRST-PLACE VOTES) | 2022 RECORD | POINTS | PREVIOUS RANK |
|------|----------------------------|-------------|--------|---------------|
| 1    | South Dakota State (53)    | 8-1         | 1,349  | 1             |
| 2    | Sacramento State (1)       | 8-0         | 1,281  | 2             |
| 3    | Montana State              | 7-1         | 1,236  | 3             |
| 4    | North Dakota State         | 6-2         | 1,196  | 4             |
| 5    | Weber State                | 7-1         | 1,103  | T-5           |
| 6    | Holy Cross                 | 8-0         | 1,052  | T-5           |
| 7    | UIW                        | 8-1         | 1,012  | 8             |
| 8    | William & Mary             | 7-1         | 949    | 10            |
| 9    | Jackson State              | 8-0         | 940    | 9             |
| 10   | Samford                    | 7-1         | 855    | 13            |
| 11   | Chattanooga                | 6-2         | 674    | 7             |
| 12   | Mercer                     | 7-2         | 665    | 16            |
| 13   | Furman                     | 7-2         | 631    | 24            |
| 14   | Richmond                   | 6-2         | 590    | 17            |
| 15   | Idaho                      | 5-3         | 559    | 14            |
| 16   | Montana                    | 5-3         | 537    | 11            |
| 17   | New Hampshire              | 6-2         | 471    | 19            |
| 18   | Delaware                   | 6-2         | 457    | 12            |
| 19   | Elon                       | 6-3         | 322    | NR            |
| 20   | UT Martin*#                | 5-3         | 308    | 21            |
| 21   | North Dakota               | 5-3         | 268    | 23            |
| 22   | Southeast Missouri State*# | 6-2         | 248    | 15            |
| 23   | Rhode Island               | 5-3         | 223    | 18            |
| 24   | Fordham                    | 6-2         | 181    | 22            |
| 25   | Princeton                  | 7-0         | 154    | NR            |

\* - DVC School | # - 2022 Opponent

Dropped Out: Southern Illinois (20), Austin Peay (25)  
 Others Receiving Votes (schools listed on two or more ballots): Eastern Kentucky 87; Southeastern Louisiana 86; Villanova 34; Southern Illinois 28; Northern Iowa 15; UC Davis 13; Austin Peay 6; Saint Francis (PA) 6

AS OF 10/31/22

**OHIO VALLEY CONFERENCE STANDINGS**

| SCHOOL             | CONF       | CONF %      | CONF HOME  | CONF. AWAY | CONF. STREAK | OVERALL    | WIN %       | HOME       | AWAY       | NEUTRAL    | STREAK    |
|--------------------|------------|-------------|------------|------------|--------------|------------|-------------|------------|------------|------------|-----------|
| UT Martin          | 3-0        | 1.000       | 2-0        | 1-0        | W3           | 5-3        | .625        | 3-0        | 2-3        | 0-0        | W1        |
| Southeast Missouri | 2-0        | 1.000       | 1-0        | 1-0        | W2           | 6-2        | .750        | 3-1        | 3-1        | 0-0        | L1        |
| Tennessee State    | 2-1        | .667        | 1-0        | 1-1        | L1           | 3-5        | .375        | 2-1        | 1-3        | 0-1        | L1        |
| <b>LINDENWOOD</b>  | <b>1-2</b> | <b>.333</b> | <b>1-1</b> | <b>0-1</b> | <b>W1</b>    | <b>6-2</b> | <b>.750</b> | <b>3-1</b> | <b>3-1</b> | <b>0-0</b> | <b>W4</b> |
| Eastern Illinois   | 1-2        | .333        | 0-1        | 1-1        | L2           | 2-6        | .250        | 1-3        | 1-3        | 0-0        | L3        |
| Tennessee Tech     | 1-3        | .250        | 0-1        | 1-2        | W1           | 2-6        | .250        | 1-2        | 1-4        | 0-0        | W1        |
| Murray State       | 1-3        | .250        | 1-2        | 0-1        | W1           | 1-8        | .111        | 1-3        | 0-5        | 0-0        | W1        |

AS OF 10/31/22

**OVC PLAYERS OF THE WEEK**

| OFFENSIVE PLAYER OF THE WEEK |                     |           |           | DEFENSIVE PLAYER OF THE WEEK |                        |           |           | SPECIAL TEAMS PLAYER OF THE WEEK |                       |          |           | NEWCOMER OF THE WEEK |                   |           |           |
|------------------------------|---------------------|-----------|-----------|------------------------------|------------------------|-----------|-----------|----------------------------------|-----------------------|----------|-----------|----------------------|-------------------|-----------|-----------|
| Week                         | Name                | Position  | School    | Week                         | Name                   | Position  | School    | Week                             | Name                  | Position | School    | Week                 | Name              | Position  | School    |
| 1                            | Devon Starling*     | RB        | TSU       | 1                            | Shaun Lewis            | DB        | UTM       | 1                                | Stone Galloway        | K        | EIU       | 1                    | Shaun Lewis       | DB        | UTM       |
| 1                            | Zak Wallace*        | RB        | UTM       | <b>2</b>                     | <b>TYRONE GRIFFIN*</b> | <b>LB</b> | <b>LU</b> | <b>2</b>                         | <b>LOGAN SEIBERT*</b> | <b>K</b> | <b>LU</b> | 2                    | Paxton DeLaurent  | QB        | SEMO      |
| 2                            | Paxton DeLaurent    | QB        | SEMO      | 2                            | John H. Ford*          | LB        | UTM       | 2                                | DC Pippin*            | K        | SEMO      | 3                    | Paxton DeLaurent  | QB        | SEMO      |
| <b>3</b>                     | <b>CADE BRISTER</b> | <b>QB</b> | <b>LU</b> | 3                            | Bryce Norman           | LB        | SEMO      | 3                                | Trey Wilhoit          | P        | EIU       | 4                    | Paxton DeLaurent* | QB        | SEMO      |
| 4                            | Zak Wallace         | RB        | UTM       | 4                            | Eljawah Tolbert        | LB        | EIU       | 4                                | Dalyn McDonald        | RS       | SEMO      | 4                    | Sam Franklin*     | RB        | UTM       |
| 5                            | Geno Hess           | RB        | SEMO      | 5                            | Shaun Lewis            | DB        | UTM       | 5                                | Kaleb Mosley          | K/P      | TSU       | 5                    | Paxton DeLaurent* | QB        | SEMO      |
| <b>6</b>                     | <b>CADE BRISTER</b> | <b>QB</b> | <b>LU</b> | 6                            | Lawrence Johnson       | DB        | SEMO      | 6                                | Tyler Larco           | K/P      | UTM       | 5                    | DJ Nelson*        | TE        | UTM       |
| <b>7</b>                     | <b>CADE BRISTER</b> | <b>QB</b> | <b>LU</b> | 7                            | Alexander Oyawale      | LB        | EIU       | <b>7</b>                         | <b>LOGAN SEIBERT*</b> | <b>K</b> | <b>LU</b> | 6                    | Paxton DeLaurent* | QB        | SEMO      |
| 8                            | Geno Hess           | RB        | SEMO      | 8                            | Darion Bolden          | DB        | LU        | 7                                | Trey Wilhoit*         | P        | EIU       | 6                    | DeVonte Tanksley* | WR        | UTM       |
| 9                            | Zak Wallace         | RB        | UTM       | 9                            | Dalton Dotson          | DE        | UTM       | 8                                | Kaleb Mosley          | K/P      | TSU       | <b>7</b>             | <b>KOBE SMITH</b> | <b>WR</b> | <b>LU</b> |
|                              |                     |           |           |                              |                        |           |           | 9                                | DC Pippin*            | K        | SEMO      | 8                    | Paxton DeLaurent  | QB        | SEMO      |
|                              |                     |           |           |                              |                        |           |           |                                  |                       |          |           | 9                    | Ryan Flournoy     | WR        | SEMO      |

\* - Co Player of the Week



## 2022 DEPTH CHART

| LINDENWOOD OFFENSE       |    |                  |      |     |     |
|--------------------------|----|------------------|------|-----|-----|
| POS                      | NO | NAME             | HT   | WT  | YR  |
| QB                       | 4  | Cade Brister     | 6-0  | 222 | Sr. |
|                          | 2  | Cole Dugger      | 6-1  | 182 | So. |
| RB                       | 22 | Andrew Martin    | 5-8  | 178 | Jr. |
|                          | 28 | Justin Williams  | 5-8  | 186 | Jr. |
| WR                       | 17 | Payton Rose      | 6-0  | 193 | Sr. |
|                          | 19 | Jeff Caldwell    | 6-4  | 190 | Fr. |
| WR                       | 10 | Spencer Redd     | 5-9  | 184 | Jr. |
|                          | 13 | Dom McManus      | 6-0  | 198 | Jr. |
| WR                       | 1  | Kobe Smith       | 6-2  | 176 | Sr. |
|                          | 12 | Jalen Bethany    | 5-10 | 170 | So. |
| TE                       | 18 | Chase Lanckreit  | 6-3  | 241 | Jr. |
|                          | 89 | Tyus Hanson      | 6-3  | 236 | So. |
| LT                       | 77 | Blake Rogenhofer | 6-3  | 295 | Sr. |
|                          | 68 | Joe Becker       | 6-3  | 294 | So. |
| LG                       | 78 | Gareth Warren    | 6-5  | 313 | So. |
|                          | 66 | Anthony Enlow    | 6-3  | 316 | Fr. |
| C                        | 51 | Connor Mazzotta  | 5-11 | 260 | Sr. |
|                          | 64 | Alex Solak       | 6-1  | 294 | So. |
| RG                       | 52 | Asa Baker        | 6-1  | 294 | Jr. |
|                          | 71 | Jacob Swihart    | 6-2  | 320 | So. |
| RT                       | 74 | Ethan Johnson    | 6-3  | 285 | So. |
|                          | 50 | Anthony Tocchini | 6-3  | 274 | Fr. |
| LINDENWOOD SPECIAL TEAMS |    |                  |      |     |     |
| K                        | 43 | Logan Seibert    | 5-10 | 184 | So. |
| H                        | 2  | Cole Dugger      | 6-1  | 182 | So. |
| P                        | 90 | Riley Ripper     | 5-11 | 206 | Sr. |
| LS                       | 54 | Nelson Pipes     | 6-0  | 223 | Fr. |

| LINDENWOOD DEFENSE       |    |                  |      |     |     |
|--------------------------|----|------------------|------|-----|-----|
| POS                      | NO | NAME             | HT   | WT  | YR  |
| DE                       | 91 | Kobe McClendon   | 6-1  | 247 | Fr. |
|                          | 16 | Jordan Lawrence  | 6-2  | 245 | So. |
| DT                       | 8  | Moses Ale        | 6-2  | 258 | Jr. |
|                          | 94 | Darion Mullins   | 6-2  | 262 | So. |
| DT                       | 56 | Dylan Petti      | 6-2  | 306 | Sr. |
|                          | 99 | Tayvian Weary    | 5-10 | 296 | Sr. |
| DE                       | 35 | Sterlin Williams | 6-3  | 235 | Jr. |
|                          | 42 | Luke Desherow    | 6-4  | 238 | Fr. |
| LB                       | 40 | Tyrone Griffin   | 6-3  | 208 | So. |
|                          | 25 | Tra Ranson       | 6-0  | 219 | So. |
| LB                       | 44 | David Whitemore  | 6-1  | 225 | So. |
|                          | 58 | Brenden Dye      | 6-1  | 205 | Fr. |
| LB                       | 23 | Devon Edwards    | 6-2  | 220 | So. |
|                          | 36 | Chase Giorgi     | 5-9  | 200 | Jr. |
| CB                       | 3  | Darion Bolden    | 5-9  | 187 | Sr. |
|                          | 24 | Wesley Hines     | 6-1  | 196 | Jr. |
| S                        | 7  | Lloyd Lockett    | 5-10 | 203 | Sr. |
|                          | 11 | Mann McGruder    | 5-10 | 194 | Jr. |
| S                        | 21 | Kai Ross         | 6-2  | 205 | Sr. |
|                          | 39 | Brett Hiatt      | 6-1  | 202 | So. |
| CB                       | 15 | Jayden Patrick   | 5-11 | 175 | Fr. |
|                          | 26 | Jayce Conklin    | 6-0  | 200 | Jr. |
| LINDENWOOD SPECIAL TEAMS |    |                  |      |     |     |
| KR                       | 10 | Spencer Redd     | 5-9  | 184 | Jr. |
|                          | 22 | Andrew Martin    | 5-8  | 178 | Jr. |
| PR                       | 10 | Spencer Redd     | 5-9  | 184 | Jr. |
|                          | 17 | Payton Rose      | 6-0  | 193 | Sr. |

## 2022 STATISTICS

| #  | Rushing           | GP       | ATT        | GAIN        | LOSS       | NET         | AVG        | TD        | LG        | AVG/G         |
|----|-------------------|----------|------------|-------------|------------|-------------|------------|-----------|-----------|---------------|
| 22 | Martin, Andrew    | 8        | 92         | 503         | 10         | 493         | 5.4        | 3         | 63        | 61.63         |
| 4  | Brister, Cade     | 8        | 106        | 563         | 141        | 422         | 4.0        | 8         | 53        | 52.75         |
| 28 | Williams, Justin  | 6        | 40         | 215         | 1          | 214         | 5.4        | 2         | 24        | 35.67         |
| 20 | Gaiamo, Robert    | 2        | 24         | 115         | 8          | 107         | 4.5        | 0         | 20        | 53.50         |
| 33 | Rhodes, Jared     | 3        | 13         | 103         | 0          | 103         | 7.9        | 0         | 52        | 34.33         |
| 29 | Marshall, Donovan | 5        | 9          | 35          | 1          | 34          | 3.8        | 0         | 9         | 6.80          |
| 2  | Dugger, Cole      | 8        | 1          | 12          | 0          | 12          | 12.0       | 0         | 12        | 1.50          |
|    | Team              | 8        | 10         | 0           | 24         | -24         | -2.4       | 0         | 0         | -3.00         |
|    | <b>Total</b>      | <b>8</b> | <b>295</b> | <b>1546</b> | <b>185</b> | <b>1361</b> | <b>4.6</b> | <b>13</b> | <b>63</b> | <b>170.13</b> |
|    | <b>Opponents</b>  | <b>8</b> | <b>291</b> | <b>1911</b> | <b>140</b> | <b>1771</b> | <b>6.1</b> | <b>15</b> | <b>97</b> | <b>221.38</b> |

| #  | Passing          | GP       | Rating        | COMP-ATT-INT     | PCT            | YDS         | TD        | LG        | AVG/G         |
|----|------------------|----------|---------------|------------------|----------------|-------------|-----------|-----------|---------------|
| 4  | Brister, Cade    | 8        | 152.29        | 184-289-8        | 63.67 %        | 2493        | 19        | 78        | 311.63        |
| 2  | Dugger, Cole     | 8        | 213.74        | 13-20-0          | 65.00 %        | 197         | 4         | 43        | 24.63         |
| 17 | Rose, Payton     | 8        | 0.00          | 0-1-0            | 0.00 %         | 0           | 0         | 0         | 0.00          |
|    | <b>Total</b>     | <b>8</b> | <b>155.76</b> | <b>197-310-8</b> | <b>63.55 %</b> | <b>2690</b> | <b>23</b> | <b>78</b> | <b>336.25</b> |
|    | <b>Opponents</b> | <b>8</b> | <b>132.67</b> | <b>156-269-3</b> | <b>57.99 %</b> | <b>1913</b> | <b>14</b> | <b>75</b> | <b>239.13</b> |

| #  | Receiving        | GP | NO | YDS | AVG   | TD | LG | AVG/G  |
|----|------------------|----|----|-----|-------|----|----|--------|
| 17 | Rose, Payton     | 8  | 48 | 916 | 19.08 | 7  | 64 | 114.50 |
| 1  | Smith, Kobe      | 8  | 43 | 590 | 13.72 | 7  | 78 | 73.75  |
| 18 | Lanckreit, Chase | 8  | 23 | 285 | 12.39 | 0  | 58 | 35.63  |
| 10 | Redd, Spencer    | 8  | 15 | 171 | 11.40 | 0  | 37 | 21.38  |
| 22 | Martin, Andrew   | 8  | 19 | 161 | 8.47  | 0  | 22 | 20.13  |
| 12 | Bethany, Jalen   | 8  | 15 | 146 | 9.73  | 1  | 30 | 18.25  |
| 19 | Caldwell, Jeff   | 6  | 8  | 141 | 17.63 | 4  | 43 | 23.50  |
| 86 | Fugitt, Darrin   | 3  | 5  | 62  | 12.40 | 1  | 34 | 20.67  |
| 28 | Williams, Justin | 6  | 4  | 59  | 14.75 | 0  | 29 | 9.83   |
| 84 | Haerr, Abe       | 7  | 5  | 43  | 8.60  | 1  | 20 | 6.14   |
|    | Haerr, Abraham   | 7  | 5  | 43  | 8.60  | 1  | 20 | 6.14   |
| 20 | Gaiamo, Robert   | 2  | 5  | 37  | 7.40  | 0  | 15 | 18.50  |
|    | Krobath, Drew    | 1  | 1  | 29  | 29.00 | 1  | 29 | 29.00  |
| 33 | Rhodes, Jared    | 3  | 3  | 26  | 8.67  | 0  | 9  | 8.67   |
| 13 | McManus, Dom     | 8  | 2  | 20  | 10.00 | 1  | 15 | 2.50   |
| 89 | Hanson, Tyus     | 3  | 1  | 4   | 4.00  | 0  | 4  | 1.33   |

| #  | Scoring          | TD | FG | KICK  | RUSH | PAT | PASS | DXP | SAF | PTS |
|----|------------------|----|----|-------|------|-----|------|-----|-----|-----|
| 43 | Seibert, Logan   | —  | 11 | 31-34 | —    | —   | —    | —   | —   | 64  |
| 4  | Brister, Cade    | 8  | —  | —     | —    | —   | 0-3  | —   | —   | 48  |
| 17 | Rose, Payton     | 7  | —  | —     | —    | —   | —    | —   | —   | 42  |
| 1  | Smith, Kobe      | 7  | —  | —     | —    | —   | 0-1  | —   | —   | 42  |
| 19 | Caldwell, Jeff   | 4  | —  | —     | —    | —   | —    | —   | —   | 24  |
| 22 | Martin, Andrew   | 4  | —  | —     | —    | —   | —    | —   | —   | 24  |
| 28 | Williams, Justin | 2  | —  | —     | —    | —   | —    | —   | —   | 12  |
| 12 | Bethany, Jalen   | 1  | —  | —     | —    | —   | —    | —   | —   | 6   |
| 3  | Bolden, Darion   | 1  | —  | —     | —    | —   | —    | —   | —   | 6   |
| 86 | Fugitt, Darrin   | 1  | —  | —     | —    | —   | —    | —   | —   | 6   |
| 84 | Haerr, Abe       | 1  | —  | —     | —    | —   | —    | —   | —   | 6   |
|    | Haerr, Abraham   | 1  | —  | —     | —    | —   | —    | —   | —   | 6   |
|    | Krobath, Drew    | 1  | —  | —     | —    | —   | —    | —   | —   | 6   |

| #  | Total Offense     | G        | Plays      | Rush        | Pass        | Total       | AVG/G         |
|----|-------------------|----------|------------|-------------|-------------|-------------|---------------|
| 4  | Brister, Cade     | 8        | 395        | 422         | 2493        | 2915        | 364.38        |
| 22 | Martin, Andrew    | 8        | 92         | 493         | 0           | 493         | 61.63         |
| 28 | Williams, Justin  | 6        | 40         | 214         | 0           | 214         | 35.67         |
| 2  | Dugger, Cole      | 8        | 21         | 12          | 197         | 209         | 26.13         |
| 20 | Gaiamo, Robert    | 2        | 24         | 107         | 0           | 107         | 53.50         |
| 33 | Rhodes, Jared     | 3        | 13         | 103         | 0           | 103         | 34.33         |
| 29 | Marshall, Donovan | 5        | 9          | 34          | 0           | 34          | 6.80          |
|    | Team              | 8        | 10         | -24         | 0           | -24         | -3.00         |
|    | <b>Total</b>      | <b>8</b> | <b>604</b> | <b>1361</b> | <b>2690</b> | <b>4051</b> | <b>506.38</b> |
|    | <b>Opponents</b>  | <b>8</b> | <b>560</b> | <b>1771</b> | <b>1913</b> | <b>3684</b> | <b>460.50</b> |

| #  | Punting          | NO        | YDS         | AVG          | LG        | TB       | FC       | I20       | 50+      | BLK      |
|----|------------------|-----------|-------------|--------------|-----------|----------|----------|-----------|----------|----------|
| 90 | Ripper, Riley    | 23        | 904         | 39.30        | 57        | 0        | 6        | 7         | 2        | 0        |
|    | <b>Total</b>     | <b>23</b> | <b>904</b>  | <b>39.30</b> | <b>57</b> | <b>0</b> | <b>6</b> | <b>7</b>  | <b>2</b> | <b>0</b> |
|    | <b>Opponents</b> | <b>32</b> | <b>1252</b> | <b>39.13</b> | <b>64</b> | <b>1</b> | <b>7</b> | <b>10</b> | <b>4</b> | <b>1</b> |

| #  | Kickoffs         | NO        | YDS         | AVG         | TB        | OB       |
|----|------------------|-----------|-------------|-------------|-----------|----------|
| 43 | Seibert, Logan   | 55        | 3169        | 57.6        | 22        | 1        |
|    | <b>Total</b>     | <b>55</b> | <b>3169</b> | <b>57.6</b> | <b>22</b> | <b>1</b> |
|    | <b>Opponents</b> | <b>48</b> | <b>2664</b> | <b>55.5</b> | <b>16</b> | <b>1</b> |



## 2022 DEPTH CHART

| TENNESSEE TECH OFFENSE       |    |                   |      |     |     |
|------------------------------|----|-------------------|------|-----|-----|
| POS                          | NO | NAME              | HT   | WT  | YR  |
| QB                           | 4  | Jeremiah Oatsvall | 6-1  | 200 | Gr. |
|                              | 14 | Ethan Roberts     | 6-3  | 180 | So. |
| RB                           | 21 | David Gist        | 5-11 | 201 | Sr. |
|                              | 3  | Jayvian Allen     | 5-6  | 182 | So. |
| WR                           | 1  | Willie Miller     | 6-0  | 178 | Sr. |
|                              | 2  | Quinton Cross     | 5-11 | 175 | Sr. |
| WR                           | 9  | Bradley Clark     | 6-0  | 208 | Sr. |
|                              | 5  | Jalal Dean        | 6-0  | 197 | So. |
| WR                           | 7  | Metrius Fleming   | 6-0  | 178 | Sr. |
|                              | 6  | Quavel Thornton   | 5-7  | 149 | Fr. |
| TE                           | 87 | Davin Dyal        | 6-5  | 240 | Gr. |
|                              | 25 | Heath Price       | 6-0  | 210 | Sr. |
| LT                           | 77 | Trevor Stephens   | 6-3  | 301 | Gr. |
|                              | 54 | Christian Thomas  | 6-4  | 338 | Fr. |
| LG                           | 74 | Ellis Adams       | 6-4  | 352 | So. |
|                              | 73 | Logan Weedman     | 6-5  | 296 | So. |
| C                            | 66 | Nate Hodnett      | 6-2  | 275 | So. |
|                              | 78 | Alex Delk         | 6-4  | 309 | So. |
| RG                           | 73 | Logan Weedman     | 6-5  | 296 | So. |
|                              | 68 | Wes Delk          | 6-5  | 300 | So. |
| RT                           | 76 | Spencer Stachyra  | 6-4  | 301 | Gr. |
|                              | 69 | Nason Simmons     | 6-5  | 317 | Fr. |
| TENNESSEE TECH SPECIAL TEAMS |    |                   |      |     |     |
| K                            | 29 | Hayden Olsen      | 5-9  | 160 | So. |
| P                            | 41 | Nicholas Bigelow  | 5-10 | 160 | So. |
| LS                           | 48 | Hayden Rigsby     | 6-1  | 247 | Fr. |

| TENNESSEE TECH DEFENSE       |    |                    |      |     |     |
|------------------------------|----|--------------------|------|-----|-----|
| POS                          | NO | NAME               | HT   | WT  | YR  |
| DE                           | 11 | AJ Crawford        | 6-0  | 248 | Fr. |
|                              | 1  | Devin Squires      | 6-0  | 240 | So. |
| DT                           | 92 | Kail Dava          | 6-3  | 290 | Sr. |
|                              | 99 | Jacorrrian Wrenn   | 5-11 | 295 | So. |
| DT                           | 96 | Christian Cantrell | 6-0  | 241 | Jr. |
|                              | 97 | Kanstin Brooks     | 6-2  | 275 | So. |
| DE                           | 95 | Hudson Tucker      | 6-1  | 243 | So. |
|                              | 94 | Ethan McLaurin     | 6-1  | 236 | Fr. |
| LB                           | 18 | Seth Carlisle      | 6-0  | 225 | Sr. |
|                              | 2  | Ashton Taylor      | 6-1  | 197 | Fr. |
| LB                           | 47 | Jacquez McGowan    | 6-1  | 185 | Fr. |
|                              | 19 | Aaron Swafford     | 6-0  | 207 | So. |
| CB                           | 10 | Cameron Hudson     | 5-10 | 175 | Jr. |
|                              | 25 | Torin Baker        | 6-0  | 160 | Fr. |
| N                            | 14 | Samari Burns       | 5-11 | 170 | So. |
|                              | 0  | Xavier Washington  | 5-10 | 195 | Sr. |
| S                            | 16 | Christian Watson   | 6-0  | 186 | Sr. |
|                              | 14 | Samari Burns       | 5-11 | 170 | So. |
| S                            | 5  | Josh Reliford      | 5-10 | 200 | Gr. |
|                              | 37 | Jake Huner         | 5-9  | 175 | Sr. |
| CB                           | 6  | Jyron Gilmore      | 5-8  | 161 | So. |
|                              | 21 | Nyquan Washington  | 5-11 | 170 | So. |
| TENNESSEE TECH SPECIAL TEAMS |    |                    |      |     |     |
| KR                           | 3  | Jayvian Allen      | 5-6  | 182 | So. |
|                              | 2  | Quinton Cross      | 5-11 | 175 | Sr. |
| PR                           | 6  | Quavel Thornton    | 5-7  | 149 | Fr. |
|                              | 1  | Willie Miller      | 6-0  | 178 | Sr. |

## 2022 STATISTICS

### Rushing

| Player            | gp       | att        | gain        | loss       | net         | avg        | td        | lg        | avg/g        |
|-------------------|----------|------------|-------------|------------|-------------|------------|-----------|-----------|--------------|
| David Gist        | 8        | 101        | 480         | 23         | 457         | 4.5        | 3         | 30        | 57.1         |
| Jeremiah Oatsvall | 8        | 82         | 385         | 88         | 297         | 3.6        | 1         | 47        | 37.1         |
| Jayvian Allen     | 8        | 43         | 166         | 14         | 152         | 3.5        | 0         | 26        | 19.0         |
| O.J. Ross         | 5        | 19         | 125         | 5          | 120         | 6.3        | 0         | 33        | 24.0         |
| Justin Pegues     | 6        | 11         | 50          | 3          | 47          | 4.3        | 0         | 20        | 7.8          |
| Quinton Cross     | 8        | 7          | 47          | 2          | 45          | 6.4        | 0         | 25        | 5.6          |
| Quavel Thornton   | 8        | 11         | 43          | 3          | 40          | 3.6        | 0         | 8         | 5.0          |
| Willie Miller     | 7        | 8          | 21          | 1          | 20          | 2.5        | 0         | 5         | 2.9          |
| Metrius Fleming   | 8        | 6          | 19          | 7          | 12          | 2.0        | 0         | 11        | 1.5          |
| Lem Wash          | 3        | 5          | 8           | 13         | -5          | -1.0       | 0         | 8         | -1.7         |
| Team              | 8        | 2          | 0           | 2          | -2          | -1.0       | 0         | 0         | -0.3         |
| <b>Total</b>      | <b>8</b> | <b>295</b> | <b>1344</b> | <b>161</b> | <b>1183</b> | <b>4.0</b> | <b>4</b>  | <b>47</b> | <b>147.9</b> |
| <b>Opponents</b>  | <b>8</b> | <b>306</b> | <b>1806</b> | <b>184</b> | <b>1622</b> | <b>5.3</b> | <b>16</b> | <b>86</b> | <b>202.8</b> |

### Passing

| Player            | gp       | effic        | comp       | att        | int       | pct         | yds         | td        | lg        | avg/g        |
|-------------------|----------|--------------|------------|------------|-----------|-------------|-------------|-----------|-----------|--------------|
| Jeremiah Oatsvall | 8        | 130.8        | 151        | 250        | 10        | 60.4        | 1705        | 16        | 74        | 213.1        |
| Lem Wash          | 3        | 128.8        | 7          | 11         | 0         | 63.6        | 46          | 1         | 24        | 15.3         |
| Willie Miller     | 7        | 452.8        | 1          | 1          | 0         | 100.0       | 42          | 0         | 42        | 6.0          |
| Quavel Thornton   | 8        | -200.0       | 0          | 1          | 1         | 0.0         | 0           | 0         | 0         | 0.0          |
| <b>Total</b>      | <b>8</b> | <b>130.7</b> | <b>159</b> | <b>263</b> | <b>11</b> | <b>60.5</b> | <b>1793</b> | <b>17</b> | <b>74</b> | <b>224.1</b> |
| <b>Opponents</b>  | <b>8</b> | <b>148.0</b> | <b>144</b> | <b>238</b> | <b>1</b>  | <b>60.5</b> | <b>1874</b> | <b>16</b> | <b>70</b> | <b>234.3</b> |

### Receiving

| Player           | gp       | no.        | yds         | avg         | td        | lg        | avg/g        |
|------------------|----------|------------|-------------|-------------|-----------|-----------|--------------|
| Willie Miller    | 7        | 21         | 255         | 12.1        | 3         | 53        | 36.4         |
| Bradley Clark    | 8        | 20         | 205         | 10.3        | 3         | 30        | 25.6         |
| David Gist       | 8        | 20         | 182         | 9.1         | 3         | 28        | 22.8         |
| Metrius Fleming  | 8        | 19         | 208         | 10.9        | 1         | 32        | 26.0         |
| Quinton Cross    | 8        | 17         | 151         | 8.9         | 1         | 24        | 18.9         |
| Heath Price      | 8        | 11         | 153         | 13.9        | 3         | 42        | 19.1         |
| Hunter Barnhart  | 5        | 10         | 222         | 22.2        | 0         | 74        | 44.4         |
| Quavel Thornton  | 8        | 10         | 124         | 12.4        | 0         | 53        | 15.5         |
| Jalal Dean       | 8        | 8          | 134         | 16.8        | 1         | 42        | 16.8         |
| Jayvian Allen    | 8        | 6          | 31          | 5.2         | 1         | 9         | 3.9          |
| Justin Pegues    | 6        | 6          | 24          | 4.0         | 0         | 14        | 4.0          |
| O.J. Ross        | 5        | 4          | 40          | 10.0        | 0         | 21        | 8.0          |
| Ashton Maples    | 5        | 3          | 37          | 12.3        | 0         | 21        | 7.4          |
| Ezra Widelock    | 5        | 2          | 7           | 3.5         | 0         | 7         | 1.4          |
| Davin Dyal       | 8        | 1          | 7           | 7.0         | 1         | 7         | 0.9          |
| Dominic Howard   | 7        | 1          | 13          | 13.0        | 0         | 13        | 1.9          |
| <b>Total</b>     | <b>8</b> | <b>159</b> | <b>1793</b> | <b>11.3</b> | <b>17</b> | <b>74</b> | <b>224.1</b> |
| <b>Opponents</b> | <b>8</b> | <b>144</b> | <b>1874</b> | <b>13.0</b> | <b>16</b> | <b>70</b> | <b>234.3</b> |

### Punt Returns

| Player           | no.       | yds       | avg        | td       | lg        |
|------------------|-----------|-----------|------------|----------|-----------|
| Jyron Gilmore    | 10        | 30        | 3.0        | 0        | 20        |
| Quavel Thornton  | 3         | 21        | 7.0        | 0        | 14        |
| Metrius Fleming  | 1         | -1        | -1.0       | 0        | 0         |
| Willie Miller    | 1         | -2        | -2.0       | 0        | 0         |
| <b>Total</b>     | <b>15</b> | <b>48</b> | <b>3.2</b> | <b>0</b> | <b>20</b> |
| <b>Opponents</b> | <b>13</b> | <b>31</b> | <b>2.4</b> | <b>0</b> | <b>16</b> |

### Interceptions

| Player           | no.       | yds        | avg         | td       | lg        |
|------------------|-----------|------------|-------------|----------|-----------|
| Jacquez McGowan  | 1         | 1          | 1.0         | 0        | 1         |
| <b>Total</b>     | <b>1</b>  | <b>1</b>   | <b>1.0</b>  | <b>0</b> | <b>1</b>  |
| <b>Opponents</b> | <b>11</b> | <b>188</b> | <b>17.1</b> | <b>1</b> | <b>51</b> |

### Kick Returns

| Player            | no.       | yds        | avg         | td       | lg        |
|-------------------|-----------|------------|-------------|----------|-----------|
| Jayvian Allen     | 10        | 229        | 22.9        | 0        | 46        |
| Metrius Fleming   | 8         | 130        | 16.3        | 0        | 27        |
| David Gist        | 2         | 23         | 11.5        | 0        | 13        |
| Justin Pegues     | 2         | 28         | 14.0        | 0        | 17        |
| Nyquan Washington | 1         | 30         | 30.0        | 0        | 30        |
| <b>Total</b>      | <b>23</b> | <b>440</b> | <b>19.1</b> | <b>0</b> | <b>46</b> |
| <b>Opponents</b>  | <b>23</b> | <b>504</b> | <b>21.9</b> | <b>0</b> | <b>48</b> |

### Fumble Returns

| Player         | no.      | yds       | avg        | td       | lg        |
|----------------|----------|-----------|------------|----------|-----------|
| Cameron Hudson | 2        | 11        | 5.5        | 0        | 11        |
| Heath Price    | 1        | 0         | 0.0        | 0        | 0         |
| Davin Dyal     | 1        | 0         | 0.0        | 0        | 0         |
| Aaron Swafford | 1        | 0         | 0.0        | 0        | 0         |
| O.J. Ross      | 1        | 0         | 0.0        | 0        | 0         |
| Ethan McLaurin | 1        | 0         | 0.0        | 0        | 0         |
| <b>Total</b>   | <b>7</b> | <b>11</b> | <b>1.6</b> | <b>0</b> | <b>11</b> |



| NO. | NAME                | POS    | HT   | WT  | YR    | HOMETOWN/PREVIOUS SCHOOL                   |
|-----|---------------------|--------|------|-----|-------|--|
| 0   | Xavier Washington   | NKL    | 5-10 | 195 | Sr.   | Knoxville, Tenn./Knoxville Central HS      |
| 1   | Willie Miller       | WR     | 6-0  | 178 | Sr.   | Pinson, Ala./Clay-Chalkville HS            |
| 1   | Devin Squires       | DL     | 6-0  | 240 | So.   | Kings Mill, Ohio/Kings HS                  |
| 2   | Quinton Cross       | WR     | 5-11 | 175 | Sr.   | Clarksville, Tenn./Northeast HS            |
| 2   | Ashton Taylor       | LB     | 6-1  | 197 | Fr.   | Hoover, Ala./Hoover HS                     |
| 3   | Jayvian Allen       | RB     | 5-6  | 182 | So.   | Freeport, N.Y./Grayson HS                  |
| 4   | Jalon Baker         | DB     | 5-10 | 185 | So.   | Valdosta, Ga./Lowndes HS                   |
| 4   | Jeremiah Datsvall   | QB     | 6-1  | 200 | Gr.   | Brentwood, Tenn./Austin Peay/Memphis       |
| 5   | Jalal Dean          | WR     | 6-0  | 197 | So.   | Williamston, S.C./Palmetto HS              |
| 5   | Josh Reliford       | DB     | 5-10 | 200 | Gr.   | Fitzgerald, Ga./Hutchinson (Kan.) CC       |
| 6   | Jyron Gilmore       | DB     | 5-8  | 161 | So.   | Ocala, Fla./North Marion HS                |
| 6   | Quavel Thornton     | WR     | 5-7  | 149 | Fr.   | Baltimore, Md./City College HS             |
| 7   | Metrius Fleming     | WR     | 6-0  | 178 | Sr.   | Elberton, Ga./Elbert County HS             |
| 8   | Jamal Boyd          | DB     | 6-0  | 190 | Sr.   | Athens, Ga./Cedar Shoals HS                |
| 8   | Lem Wash            | QB     | 5-10 | 213 | So.   | Wichita, Kan./Derby HS                     |
| 9   | Bradley Clark       | WR     | 6-0  | 208 | Sr.   | Lakeland, Fla./Victory Christian Academy   |
| 9   | Trace Danley        | DB     | 5-10 | 165 | So.   | Irmo, S.C./Dutch Fork HS                   |
| 10  | Cameron Hudson      | DB     | 5-10 | 175 | Jr.   | Athens, Ga./Cedar Shoals HS                |
| 10  | O.J. Ross           | RB     | 5-10 | 170 | Fr.   | Cocoa, Fla./Cocoa HS                       |
| 11  | A.J. Crawford       | DL     | 6-0  | 248 | Fr.   | Atlanta, Ga./Milton HS                     |
| 11  | Ashton Maples       | WR     | 6-4  | 185 | So.   | Maryville, Tenn./Maryville HS              |
| 12  | Gerald Kilgore      | QB     | 6-0  | 202 | Fr.   | Eatonton, Ga./Putnam County HS             |
| 12  | Khris Thomas        | WR     | 6-1  | 185 | Fr.   | Valdosta, Ga./Lowndes HS                   |
| 13  | Ben Baugh           | WR     | 6-0  | 185 | Gr.   | Cookeville, Tenn./Austin Peay              |
| 13  | Lane Miller         | DB     | 6-2  | 160 | So.   | Cleveland, Tenn./Walker Valley HS          |
| 14  | Samari Burns        | DB     | 5-11 | 170 | So.   | Nashville, Tenn./Overton HS                |
| 14  | Ethan Roberts       | QB     | 6-3  | 180 | So.   | Roswell, Ga./Roswell HS                    |
| 15  | Maddux Richey       | QB     | 6-3  | 185 | So.   | Baldwyn, Miss./Baldwyn HS                  |
| 16  | Christian Watson    | DB     | 6-0  | 186 | Sr.   | Duluth, Ga./Northview HS                   |
| 17  | Raekwon Heath       | WR     | 6-2  | 205 | Sr.   | Columbia, S.C./Western Carolina            |
| 17  | Cole Putnam         | DB     | 6-3  | 195 | So.   | Cordova, Tenn./First Assembly Christian HS |
| 18  | Seth Carlisle       | DB     | 6-0  | 225 | Sr.   | Red Boiling Springs, Tenn./Macon County HS |
| 19  | Aaron Swafford      | LB     | 6-0  | 207 | So.   | Decatur, Tenn./Navy                        |
| 20  | Tai Carter          | DB     | 5-9  | 180 | Sr.   | Spring Hill, Tenn./Summit HS               |
| 21  | David Gist          | RB     | 5-11 | 201 | Sr.   | Cookeville, Tenn./Cookeville HS            |
| 21  | Nyquan Washington   | DB     | 5-11 | 170 | So.   | Norman Park, Ga./Colquitt County HS        |
| 22  | Dominic Howard      | DB     | 6-3  | 175 | R-Fr. | Orlando, Fla./Space Coast HS               |
| 22  | Justin Pegues       | RB     | 5-9  | 167 | Fr.   | Alabaster, Ala./Thompson HS                |
| 23  | Caleb Nichols       | DB     | 5-9  | 178 | Fr.   | Fairburn, Ga./Landmark Christian HS        |
| 24  | Slayde Simmons      | DB     | 6-1  | 195 | So.   | Shelbyville, Tenn./Shelbyville Central HS  |
| 25  | Torin Baker         | DB     | 6-0  | 160 | Fr.   | Hendersonville, Tenn./Hendersonville HS    |
| 25  | Heath Price         | H-Back | 6-0  | 210 | Sr.   | Watertown, Tenn./Watertown HS              |
| 26  | Wyatt Watson        | WR     | 5-11 | 176 | Fr.   | Clermont, Fla./Lake Minneola HS            |
| 27  | Aidan Raines        | LB     | 6-0  | 195 | Sr.   | Mt. Juliet, Tenn./Mt. Juliet HS            |
| 29  | Hayden Olsen        | K/P    | 5-9  | 160 | So.   | Buford, Ga./Buford HS                      |
| 30  | Theron Gaines       | DL     | 6-1  | 231 | Fr.   | Murfreesboro, Tenn./Oakland HS             |
| 31  | Donoven McCallister | DB     | 6-0  | 190 | So.   | Baxter, Tenn./Upperman HS                  |
| 33  | Aaron Lovins        | DB     | 6-0  | 192 | So.   | Nashville, Tenn./Liberty                   |
| 35  | Zach Braden         | LB     | 6-0  | 215 | Fr.   | Maryville, Tenn./Maryville HS              |
| 36  | Louis Kondolias     | DB     | 5-10 | 170 | So.   | Nolensville, Tenn./Nolensville HS          |
| 37  | Jake Huner          | DB     | 5-9  | 175 | Sr.   | Thompson's Station, Tenn./Independence HS  |
| 38  | Devin Parker        | K      | 6-0  | 175 | Gr.   | Edwardsville, Ill./ULM                     |
| 39  | Drew Porter         | WR     | 6-1  | 185 | So.   | Lebanon, Tenn./Friendship Christian HS     |
| 40  | Eli Orr             | LB     | 6-1  | 225 | So.   | Cumming, Ga./West Forsyth HS               |
| 41  | Nicholas Bigelow    | P      | 5-10 | 160 | So.   | Bradenton, Fla./Manatee HS                 |
| 43  | Bridges Coffey      | DB     | 6-0  | 170 | Fr.   | Knoxville, Tenn./Farragut HS               |
| 45  | Jack Long           | LB     | 6-1  | 215 | Fr.   | Pawhuska, Okla./Pawhuska HS                |
| 46  | Colton Dooley       | RB     | 5-11 | 200 | So.   | Nolensville, Tenn./Army                    |
| 47  | Jacquez McGowan     | LB     | 6-1  | 185 | Fr.   | Valdosta, Ga./Valdosta HS                  |
| 48  | Hayden Rigsby       | LS     | 6-1  | 247 | Fr.   | Lebanon, Tenn./Lebanon HS                  |
| 49  | Pierce Scholato     | LB     | 6-1  | 197 | Fr.   | White House, Tenn./White House HS          |
| 50  | Noah Tidwell        | LB     | 6-0  | 238 | Fr.   | Lebanon, Tenn./Friendship Christian HS     |
| 51  | Sam Harness         | OL     | 6-3  | 270 | Fr.   | Cookeville, Tenn./Cookeville HS            |
| 52  | Seth Vaughn         | OL     | 5-11 | 298 | Fr.   | Knoxville, Tenn./Fulton HS                 |
| 54  | Christian Thomas    | OL     | 6-4  | 338 | R-Fr. | Boynton Beach, Fla./Atlantic Community HS  |
| 55  | Daniel Rickert      | OL     | 6-1  | 255 | So.   | Nolensville, Tenn./Nolensville HS          |
| 56  | Elijah Ruiz         | OL     | 6-4  | 278 | Fr.   | Gainesville, Ga./Gainesville HS            |
| 57  | Ryan Hacker         | OL     | 6-3  | 269 | Fr.   | Hendersonville, Tenn./IMG Academy White    |
| 58  | Colby Long          | LB     | 5-10 | 205 | Jr.   | Gainesboro, Tenn./Jackson County HS        |
| 59  | Keenan Vaughn       | OL     | 5-11 | 202 | Fr.   | Knoxville, Tenn./Fulton HS                 |
| 60  | Michael Dixon       | OL     | 6-2  | 248 | Sr.   | Kennesaw, Ga./North Cobb HS                |
| 62  | Isaac Cross         | OL     | 6-2  | 280 | So.   | Smithville, Tenn./DeKalb County HS         |
| 64  | Cadden Bradford     | OL     | 6-4  | 244 | Fr.   | Tullahoma, Tenn./Tullahoma HS              |

| NO. | NAME               | POS    | HT   | WT  | YR    | HOMETOWN/PREVIOUS SCHOOL                       |
|-----|--------------------|--------|------|-----|-------|--|
| 66  | Nate Hodnett       | OL     | 6-2  | 275 | So.   | Winder, Ga./Apalachee HS                       |
| 67  | Nick Nicodemus     | OL     | 6-6  | 313 | Fr.   | Cleveland, Tenn./Cleveland HS                  |
| 68  | Wes Delk           | OL     | 6-5  | 300 | So.   | Cookeville, Tenn./Cookeville HS                |
| 69  | Nason Simmons      | OL     | 6-5  | 317 | R-Fr. | Canton, Ga./Arkansas State                     |
| 70  | David Oghenekaro   | OL     | 6-4  | 343 | So.   | Douglasville, Ga./Jackson State                |
| 71  | A.J. Horton        | OL     | 6-4  | 295 | R-Fr. | Athens, Ala./Independence JC                   |
| 73  | Logan Weedman      | OL     | 6-5  | 296 | So.   | Owensboro, Ky./Apollo HS                       |
| 74  | Ellis Adams        | OL     | 6-4  | 352 | So.   | Hoover, Ala./Hoover HS                         |
| 75  | Jabari McClendon   | OL     | 6-4  | 330 | Fr.   | Bethel Springs, Tenn./McNairy Central HS       |
| 76  | Spencer Stachyra   | OL     | 6-4  | 301 | Gr.   | Burns Harbor, Ind./Snow College                |
| 77  | Trevor Stephens    | OL     | 6-3  | 301 | Gr.   | Woodstock, Ga./Woodstock HS                    |
| 78  | Alex Delk          | OL     | 6-4  | 309 | So.   | Cookeville, Tenn./Cookeville HS                |
| 80  | Dylan Gibson       | TE     | 6-4  | 250 | So.   | Winchester, Ky./George Rogers Clark HS         |
| 81  | Michael Bennett    | TE     | 6-3  | 231 | So.   | Altamonte, Fla./Lake Brantley HS               |
| 82  | Isaac Knowles      | WR     | 6-1  | 187 | Fr.   | Smithville, Tenn./DeKalb County HS             |
| 83  | Ben Coggin         | WR     | 5-10 | 170 | Fr.   | Nolensville, Tenn./Nolensville HS              |
| 84  | D.J. Moyers        | H-Back | 6-1  | 235 | So.   | Murfreesboro, Tenn./Riverdale HS               |
| 85  | Landon Whittemore  | TE     | 6-3  | 221 | R-Fr. | Lafayette, Tenn./Furman                        |
| 86  | Ezra Widelock      | WR     | 5-6  | 165 | So.   | Lebanon, Tenn./Wilson Central HS               |
| 87  | Davin Dyal         | TE     | 6-5  | 240 | Gr.   | Cookeville, Tenn./UT Martin/Memphis            |
| 88  | Hunter Barnhart    | TE     | 6-3  | 230 | So.   | Oneida, Tenn./Oneida HS                        |
| 89  | Jack Rummell       | WR     | 5-11 | 156 | Fr.   | Thompson's Station, Tenn./Independence HS      |
| 91  | Keonte Tillman     | DL     | 6-6  | 255 | Fr.   | Reidsville, Ga./Tattall County HS              |
| 92  | Kail Dava          | DL     | 6-3  | 290 | Sr.   | Mississauga, Ontario/Clarkson Secondary School |
| 93  | Ethan Hewitt       | DL     | 6-2  | 260 | Fr.   | Oak Ridge, Tenn./Oak Ridge HS                  |
| 94  | Ethan McLaurin     | DL     | 6-1  | 236 | Fr.   | Murfreesboro, Tenn./Oakland HS                 |
| 95  | Hudson Tucker      | DL     | 6-1  | 243 | So.   | Kingsland, Ga./Camden County HS                |
| 96  | Christian Cantrell | DL     | 6-0  | 241 | Jr.   | Murfreesboro, Tenn./Oakland HS                 |
| 97  | Kanstin Brooks     | DL     | 6-2  | 275 | So.   | Greenville, Ga./Greenville HS                  |
| 99  | Jacorrian Wrenn    | DL     | 5-11 | 295 | So.   | Birmingham, Ala./Jackson-Olin HS               |

**COACHING STAFF**

Head Coach: Dewayne Alexander  
Associate Head Coach | Defensive Line | Sam Williamson  
Offensive Coordinator | Quarterbacks | Wesley Satterfield  
Defensive Coordinator | Safeties | Donnie Suber  
Director of Recruiting/Player Personnel | Tight Ends | Bert Browne  
Transfer-Junior College Liaison | Running Backs | Bryce Brown  
Assistant Special Teams Coordinator | Defensive Ends | Rico Council  
Assistant Special Teams Coordinator | Wide Receivers | Donte Ellington  
Tennessee HS and TTU Football Alumni Liaison | Linebackers | Bruce Hatfield  
Run Game Coordinator | Offensive Line | Dave Johnson  
Assistant Recruiting Coordinator | Cornerbacks | Devin Watson  
Graduate Assistant | Offense | Mark Johnson  
Graduate Assistant | Defense | Quinn Suber  
Director of Football Operations | On-Campus Recruiting Coordinator | Jimmy Laughlin  
Academics Coordinator | Kara Phillips  
Strength & Conditioning Coach | Matt Hewett  
Head Athletic Trainer | Joe Erdeljac



|  |  |   |
|--|--|---|
|  <p><b>HOUSTON BAPTIST UNIVERSITY</b><br/><b>HUSKIES</b></p> <p>Head Coach   Vic Shealy<br/>Career: 43-80-1   School: 16-66</p>                      | <p><b>SEPTEMBER 10, 2022   6:00 PM</b><br/><b>HUSKY STADIUM</b><br/><b>HOUSTON, TEXAS</b></p>              |    |
|  <p><b>KEISER UNIVERSITY</b><br/><b>SEAHAWKS</b></p> <p>Head Coach   Doug Socha<br/>Career: 33-9   School: 33-9</p>                                  | <p><b>SEPTEMBER 17, 2022   6:00 PM</b><br/><b>HARLEN C. HUNTER STADIUM</b><br/><b>ST. CHARLES, Mo.</b></p> |    |
|  <p><b>UNIVERSITY OF TENNESSEE AT MARTIN</b><br/><b>SKYHAWKS</b></p> <p>Head Coach   Jason Simpson<br/>Career: 100-80   School: 100-80</p>           | <p><b>SEPTEMBER 24, 2022   6:00 PM</b><br/><b>HARDY M. GRAHAM STADIUM</b><br/><b>MARTIN, TENN.</b></p>     |    |
|  <p><b>SOUTHEAST MISSOURI STATE UNIVERSITY</b><br/><b>REDHAWKS</b></p> <p>Head Coach   Tom Matukewicz<br/>Career: 42-49   School: 41-49</p>          | <p><b>OCTOBER 1, 2022   1:00 PM</b><br/><b>HARLEN C. HUNTER STADIUM</b><br/><b>ST. CHARLES, Mo.</b></p>    |    |
|  <p><b>UNIVERSITY OF CENTRAL ARKANSAS</b><br/><b>BEARS</b></p> <p>Head Coach   Nathan Brown<br/>Career: 25-19   School: 25-19</p>                    | <p><b>OCTOBER 8, 2022   4:00 PM</b><br/><b>ESTES STADIUM</b><br/><b>CONWAY, ARK.</b></p>                   |    |
|  <p><b>EASTERN ILLINOIS UNIVERSITY</b><br/><b>PANTHERS</b></p> <p>Head Coach   Chris Wilkerson<br/>Career: 51-27   School: 0-0</p>                  | <p><b>OCTOBER 15, 2022   2:00 PM</b><br/><b>O'BRIEN FIELD</b><br/><b>CHARLESTON, ILL.</b></p>              |   |
|  <p><b>MURRAY STATE UNIVERSITY</b><br/><b>RACERS</b></p> <p>Head Coach   Dean Hood<br/>Career: 66-45   School: 11-7</p>                            | <p><b>OCTOBER 22, 2022   1:00 PM</b><br/><b>HARLEN C. HUNTER STADIUM</b><br/><b>ST. CHARLES, Mo.</b></p>   |  |
|  <p><b>WILLIAM JEWELL COLLEGE</b><br/><b>CARDINALS</b></p> <p>Head Coach   Mike McGlinchey<br/>Career: 0-14   School: 0-14</p>                     | <p><b>OCTOBER 29, 2022   1:00 PM</b><br/><b>HARLEN C. HUNTER STADIUM</b><br/><b>ST. CHARLES, Mo.</b></p>   |  |
|  <p><b>TENNESSEE TECHNOLOGICAL UNIVERSITY</b><br/><b>GOLDEN EAGLES</b></p> <p>Head Coach   Dewayne Alexander<br/>Career: 53-62   School: 12-29</p> | <p><b>NOVEMBER 5, 2022   1:30 PM</b><br/><b>TUCKER STADIUM</b><br/><b>COOKEVILLE, TENN.</b></p>            |  |
|  <p><b>McKENDREE UNIVERSITY</b><br/><b>BEARCATS</b></p> <p>Head Coach   Mike Babcock<br/>Career: 48-40   School: 48-40</p>                         | <p><b>NOVEMBER 12, 2022   1:00 PM</b><br/><b>HARLEN C. HUNTER STADIUM</b><br/><b>ST. CHARLES, Mo.</b></p>  |  |

\*ALL GAME TIMES ARE GST\* | All records are entering 2022 season



| Team Statistics       | LWU       | OPP       |
|-----------------------|-----------|-----------|
| SCORING               | 298       | 252       |
| Points Per Game       | 37.25     | 31.50     |
| FIRST DOWNS           | 217       | 171       |
| Rushing               | 74        | 86        |
| Passing               | 127       | 79        |
| Penalty               | 16        | 6         |
| RUSHING YARDAGE       | 1361      | 1771      |
| Yards gained          | 1546      | 1911      |
| Yards lost            | 185       | 140       |
| Attempts              | 295       | 291       |
| Avg Per Attempt       | 4.6       | 6.1       |
| Avg Per Game          | 170.1     | 221.4     |
| TDs Rushing           | 13        | 15        |
| PASSING YARDAGE       | 2690      | 1913      |
| Att-Comp-Int          | 310-197-8 | 269-156-3 |
| Avg Per Attempt       | 8.68      | 7.11      |
| Avg Per Catch         | 13.65     | 12.26     |
| Avg Per Game          | 336.25    | 239.13    |
| TDs Passing           | 23        | 14        |
| TOTAL OFFENSE         | 4051      | 3684      |
| Total Plays           | 605       | 560       |
| Avg Per Play          | 6.7       | 6.6       |
| Avg Per Game          | 506.4     | 460.5     |
| KICK RETURNS: #-YARDS | 18-310    | 25-514    |
| PUNT RETURNS: #-YARDS | 12-151    | 11-69     |
| INT RETURNS: #-YARDS  | 3-99      | 8-93      |
| KICK RETURN AVERAGE   | 17.22     | 20.56     |
| PUNT RETURN AVERAGE   | 12.58     | 6.27      |
| INT RETURN AVERAGE    | 33.00     | 11.63     |
| FUMBLES-LOST          | 10-6      | 11-8      |
| PENALTIES-YARDS       | 34-311    | 46-440    |
| Avg Per Game          | 38.88     | 55.00     |
| PUNTS-YARDS           | 23-904    | 32-1252   |
| Avg Per Punt          | 39.30     | 39.13     |
| Net Punt Avg          | 36.30     | 33.78     |
| KICKOFFS-YARDS        | 55-3169   | 48-2664   |
| Avg Per Kick          | 57.62     | 55.50     |
| Net Kick Avg          | 40.27     | 42.38     |
| TIME OF POSSESSION    | 04:29:40  | 03:45:20  |
| Per Game              | 33:42     | 28:10     |
| 3RD-DOWN CONVERSIONS  | 49-106    | 32-102    |
| 3rd-Down Pct          | 46.23 %   | 31.37 %   |
| 4TH-DOWN CONVERSIONS  | 6-11      | 13-23     |
| 4th-Down Pct          | 54.55 %   | 56.52 %   |
| SACKS BY-YARDS        | 10-83     | 23-125    |
| MISC YARDS            | 0         | 0         |
| TOUCHDOWNS SCORED     | 39        | 32        |
| FIELD GOALS-ATTEMPTS  | 11-13     | 10-13     |
| ON-SIDE KICKS         | 0-1       | 0-0       |
| RED-ZONE SCORES       | 31-37     | 24-31     |
| RED-ZONE TOUCHDOWNS   | 25-37     | 17-31     |
| PAT-ATTEMPTS          | 31-34     | 28-30     |
| ATTENDANCE            | 15,870    | 20,061    |
| Dates-Avg Per Date    | 4-3,968   | 4-5,015   |
| Neutral Site #-Avg    | -         | 0-0       |

| Conf | Date       | Opponent            | WL | Score | Record    | Time  | Attend |
|------|------------|---------------------|----|-------|-----------|-------|--------|
|      | 9/10/2022  | at Houston Baptist  | W  | 21-20 | 1-0       | 03:27 | 2,125  |
|      | 9/17/2022  | KEISER              | W  | 37-3  | 2-0       | 03:54 | 4,111  |
| *    | 9/24/2022  | at UT Martin        | L  | 26-56 | 2-1 , 0-1 | 3:27  | 4,414  |
| *    | 10/1/2022  | SOUTHEAST MO. ST.   | L  | 28-49 | 2-2 , 0-2 | 03:29 | 5,036  |
|      | 10/8/2022  | at Central Ark.     | W  | 52-49 | 3-2 , 0-2 | 03:52 | 6,647  |
|      | 10/15/2022 | at Eastern Illinois | W  | 37-34 | 4-2       | 3:27  | 6,875  |
| *    | 10/22/2022 | MURRAY ST.          | W  | 33-18 | 5-2 , 1-2 | 03:15 | 3,851  |
|      | 10/29/2022 | WILLIAM JEWELL      | W  | 64-23 | 6-2 , 1-2 | 03:51 | 2,872  |

\* = Conference game

| Score by Quarters | 1st | 2nd | 3rd | 4th | OT | Total |
|-------------------|-----|-----|-----|-----|----|-------|
| Lindenwood        | 54  | 99  | 41  | 91  | 13 | 298   |
| Opponents         | 66  | 72  | 62  | 42  | 10 | 252   |



| #  | Rushing           | GP       | ATT        | GAIN        | LOSS       | NET         | AVG        | TD        | LG        | AVG/G         |
|----|-------------------|----------|------------|-------------|------------|-------------|------------|-----------|-----------|---------------|
| 22 | Martin, Andrew    | 8        | 92         | 503         | 10         | 493         | 5.4        | 3         | 63        | 61.63         |
| 4  | Brister, Cade     | 8        | 106        | 563         | 141        | 422         | 4.0        | 8         | 53        | 52.75         |
| 28 | Williams, Justin  | 6        | 40         | 215         | 1          | 214         | 5.4        | 2         | 24        | 35.67         |
| 20 | Gaiimo, Robert    | 2        | 24         | 115         | 8          | 107         | 4.5        | 0         | 20        | 53.50         |
| 33 | Rhodes, Jared     | 3        | 13         | 103         | 0          | 103         | 7.9        | 0         | 52        | 34.33         |
| 29 | Marshall, Donovan | 5        | 9          | 35          | 1          | 34          | 3.8        | 0         | 9         | 6.80          |
| 2  | Dugger, Cole      | 8        | 1          | 12          | 0          | 12          | 12.0       | 0         | 12        | 1.50          |
|    | Team              | 8        | 10         | 0           | 24         | -24         | -2.4       | 0         | 0         | -3.00         |
|    | <b>Total</b>      | <b>8</b> | <b>295</b> | <b>1546</b> | <b>185</b> | <b>1361</b> | <b>4.6</b> | <b>13</b> | <b>63</b> | <b>170.13</b> |
|    | <b>Opponents</b>  | <b>8</b> | <b>291</b> | <b>1911</b> | <b>140</b> | <b>1771</b> | <b>6.1</b> | <b>15</b> | <b>97</b> | <b>221.38</b> |

| #  | Passing          | GP       | Rating        | COMP-ATT-INT     | PCT            | YDS         | TD        | LG        | AVG/G         |
|----|------------------|----------|---------------|------------------|----------------|-------------|-----------|-----------|---------------|
| 4  | Brister, Cade    | 8        | 152.29        | 184-289-8        | 63.67 %        | 2493        | 19        | 78        | 311.63        |
| 2  | Dugger, Cole     | 8        | 213.74        | 13-20-0          | 65.00 %        | 197         | 4         | 43        | 24.63         |
| 17 | Rose, Payton     | 8        | 0.00          | 0-1-0            | 0.00 %         | 0           | 0         | 0         | 0.00          |
|    | <b>Total</b>     | <b>8</b> | <b>155.76</b> | <b>197-310-8</b> | <b>63.55 %</b> | <b>2690</b> | <b>23</b> | <b>78</b> | <b>336.25</b> |
|    | <b>Opponents</b> | <b>8</b> | <b>132.67</b> | <b>156-269-3</b> | <b>57.99 %</b> | <b>1913</b> | <b>14</b> | <b>75</b> | <b>239.13</b> |

| #  | Receiving        | GP       | NO         | YDS         | AVG          | TD        | LG        | AVG/G         |
|----|------------------|----------|------------|-------------|--------------|-----------|-----------|---------------|
| 17 | Rose, Payton     | 8        | 48         | 916         | 19.08        | 7         | 64        | 114.50        |
| 1  | Smith, Kobe      | 8        | 43         | 590         | 13.72        | 7         | 78        | 73.75         |
| 18 | Lanckriet, Chase | 8        | 23         | 285         | 12.39        | 0         | 58        | 35.63         |
| 10 | Redd, Spencer    | 8        | 15         | 171         | 11.40        | 0         | 37        | 21.38         |
| 22 | Martin, Andrew   | 8        | 19         | 161         | 8.47         | 0         | 22        | 20.13         |
| 12 | Bethany, Jalen   | 8        | 15         | 146         | 9.73         | 1         | 30        | 18.25         |
| 19 | Caldwell, Jeff   | 6        | 8          | 141         | 17.63        | 4         | 43        | 23.50         |
| 86 | Fugitt, Darrin   | 3        | 5          | 62          | 12.40        | 1         | 34        | 20.67         |
| 28 | Williams, Justin | 6        | 4          | 59          | 14.75        | 0         | 29        | 9.83          |
| 84 | Haerr, Abe       | 7        | 5          | 43          | 8.60         | 1         | 20        | 6.14          |
|    | Haerr, Abraham   | 7        | 5          | 43          | 8.60         | 1         | 20        | 6.14          |
| 20 | Gaiimo, Robert   | 2        | 5          | 37          | 7.40         | 0         | 15        | 18.50         |
|    | Krobath, Drew    | 1        | 1          | 29          | 29.00        | 1         | 29        | 29.00         |
| 33 | Rhodes, Jared    | 3        | 3          | 26          | 8.67         | 0         | 9         | 8.67          |
| 13 | McManus, Dom     | 8        | 2          | 20          | 10.00        | 1         | 15        | 2.50          |
| 89 | Hanson, Tyus     | 3        | 1          | 4           | 4.00         | 0         | 4         | 1.33          |
| 51 | Mazzotta, Connor | 7        | 0          | 0           | NaN          | 0         | 0         | 0.00          |
|    | <b>Total</b>     | <b>8</b> | <b>202</b> | <b>2733</b> | <b>13.53</b> | <b>24</b> | <b>78</b> | <b>341.63</b> |
|    | <b>Opponents</b> | <b>8</b> | <b>156</b> | <b>1913</b> | <b>12.26</b> | <b>14</b> | <b>75</b> | <b>239.13</b> |

| #  | Punt Returns     | NO        | YRDS       | AVG          | TD       | LG        |
|----|------------------|-----------|------------|--------------|----------|-----------|
| 10 | Redd, Spencer    | 7         | 71         | 10.14        | 0        | 39        |
| 1  | Smith, Kobe      | 4         | 55         | 13.75        | 0        | 43        |
| 12 | Bethany, Jalen   | 1         | 25         | 25.00        | 0        | 0         |
| 22 | Martin, Andrew   | 0         | 0          | 0            | 1        | 0         |
|    | <b>Total</b>     | <b>12</b> | <b>151</b> | <b>12.58</b> | <b>1</b> | <b>43</b> |
|    | <b>Opponents</b> | <b>11</b> | <b>69</b>  | <b>6.27</b>  | <b>0</b> | <b>27</b> |

| # | Interceptions      | NO       | YRDS      | AVG          | TD       | LG        |
|---|--------------------|----------|-----------|--------------|----------|-----------|
| 3 | Bolden, Darion     | 2        | 99        | 49.50        | 1        | 99        |
| 0 | Littlejohn, Jayden | 1        | 0         | 0.00         | 0        | 0         |
|   | <b>Total</b>       | <b>3</b> | <b>99</b> | <b>33.00</b> | <b>1</b> | <b>99</b> |
|   | <b>Opponents</b>   | <b>8</b> | <b>93</b> | <b>11.63</b> | <b>1</b> | <b>41</b> |

| #  | Kick Returns      | NO        | YRDS       | AVG          | TD       | LG         |
|----|-------------------|-----------|------------|--------------|----------|------------|
| 10 | Redd, Spencer     | 14        | 258        | 18.43        | 0        | 46         |
| 1  | Smith, Kobe       | 3         | 52         | 17.33        | 0        | 23         |
| 29 | Marshall, Donovan | 1         | 0          | 0.00         | 0        | 0          |
|    | <b>Total</b>      | <b>18</b> | <b>310</b> | <b>17.22</b> | <b>0</b> | <b>46</b>  |
|    | <b>Opponents</b>  | <b>25</b> | <b>514</b> | <b>20.56</b> | <b>1</b> | <b>100</b> |

| #  | Fumble Returns   | NO       | YRDS      | AVG          | TD       | LG        |
|----|------------------|----------|-----------|--------------|----------|-----------|
| 3  | Bolden, Darion   | 1        | 18        | 18.00        | 0        | 18        |
| 7  | Lockett, Lloyd   | 1        | 11        | 11.00        | 0        | 11        |
| 99 | Weary, Tayvian   | 1        | 6         | 6.00         | 1        | 6         |
|    | <b>Total</b>     | <b>3</b> | <b>35</b> | <b>11.67</b> | <b>1</b> | <b>18</b> |
|    | <b>Opponents</b> | <b>1</b> | <b>40</b> | <b>40.00</b> | <b>1</b> | <b>40</b> |



| #                | Scoring          | TD        | FG        | KICK         | RUSH       | PAT      |            |          | SAF      | PTS        |
|------------------|------------------|-----------|-----------|--------------|------------|----------|------------|----------|----------|------------|
|                  |                  |           |           |              |            | RCV      | PASS       | DXP      |          |            |
| 43               | Seibert, Logan   | —         | 11        | 31-34        | —          | —        | —          | —        | —        | 64         |
| 4                | Brister, Cade    | 8         | —         | —            | —          | —        | 0-3        | —        | —        | 48         |
| 17               | Rose, Payton     | 7         | —         | —            | —          | —        | —          | —        | —        | 42         |
| 1                | Smith, Kobe      | 7         | —         | —            | —          | —        | 0-1        | —        | —        | 42         |
| 19               | Caldwell, Jeff   | 4         | —         | —            | —          | —        | —          | —        | —        | 24         |
| 22               | Martin, Andrew   | 4         | —         | —            | —          | —        | —          | —        | —        | 24         |
| 28               | Williams, Justin | 2         | —         | —            | —          | —        | —          | —        | —        | 12         |
| 12               | Bethany, Jalen   | 1         | —         | —            | —          | —        | —          | —        | —        | 6          |
| 3                | Bolden, Darion   | 1         | —         | —            | —          | —        | —          | —        | —        | 6          |
| 86               | Fugitt, Darrin   | 1         | —         | —            | —          | —        | —          | —        | —        | 6          |
| 84               | Haerr, Abe       | 1         | —         | —            | —          | —        | —          | —        | —        | 6          |
|                  | Haerr, Abraham   | 1         | —         | —            | —          | —        | —          | —        | —        | 6          |
|                  | Krobath, Drew    | 1         | —         | —            | —          | —        | —          | —        | —        | 6          |
| 13               | McManus, Dom     | 1         | —         | —            | —          | —        | —          | —        | —        | 6          |
| 99               | Weary, Tayvian   | 1         | —         | —            | —          | —        | —          | —        | —        | 6          |
| <b>Total</b>     |                  | <b>40</b> | <b>11</b> | <b>31-34</b> | <b>—</b>   | <b>—</b> | <b>0-4</b> | <b>—</b> | <b>—</b> | <b>304</b> |
| <b>Opponents</b> |                  | <b>32</b> | <b>10</b> | <b>28-30</b> | <b>0-1</b> | <b>1</b> | <b>1-1</b> | <b>—</b> | <b>—</b> | <b>252</b> |

| #                | Field Goals    | FGM-FGA      | PCT            | I20        | 20-29      | 30-39      | 40-49      | 50+        | LG        | BLK      |
|------------------|----------------|--------------|----------------|------------|------------|------------|------------|------------|-----------|----------|
| 43               | Seibert, Logan | 8-9          | 88.89 %        | 0-0        | 2-2        | 2-2        | 4-5        | 0-0        | 44        | 0        |
| 43               | Seibert, Logan | 3-4          | 75.00 %        | 0-0        | 1-1        | 0-1        | 2-2        | 0-0        | 45        | 0        |
| <b>Total</b>     |                | <b>11-13</b> | <b>84.62 %</b> | <b>0-0</b> | <b>3-3</b> | <b>2-3</b> | <b>6-7</b> | <b>0-0</b> | <b>45</b> | <b>0</b> |
| <b>Opponents</b> |                | <b>10-13</b> | <b>76.92 %</b> | <b>0-1</b> | <b>2-3</b> | <b>5-5</b> | <b>3-4</b> | <b>0-0</b> | <b>49</b> | <b>0</b> |

| FG Sequence       | Lindenwood     | Opponents    |
|-------------------|----------------|--------------|
| Houston Baptist   | (41),(44),(44) | (36),(41),45 |
| Keiser            | (32),44        | (32)         |
| UT Martin         | (40),(26)      | -            |
| Southeast Mo. St. | -              | (21),(29),29 |
| Central Ark.      | (36)           | 38           |
| Eastern Illinois  | (27)           | (31),(22)    |
| Murray St.        | (45),(29)      | (22),(32)    |
| William Jewell    | 35,(40)        | (49)         |

Numbers in (parentheses) indicate field goal was made.

| #                | All Purpose       | G        | RUSH        | RCV         | PR         | KR         | IR        | Total       | AVG/G         |
|------------------|-------------------|----------|-------------|-------------|------------|------------|-----------|-------------|---------------|
| 17               | Rose, Payton      | 8        | 0           | 916         | 0          | 0          | 0         | 916         | 114.50        |
| 1                | Smith, Kobe       | 8        | 0           | 590         | 55         | 52         | 0         | 697         | 87.13         |
| 22               | Martin, Andrew    | 8        | 493         | 161         | 0          | 0          | 0         | 654         | 81.75         |
| 10               | Redd, Spencer     | 8        | 0           | 171         | 71         | 258        | 0         | 500         | 62.50         |
| 4                | Brister, Cade     | 8        | 422         | 0           | 0          | 0          | 0         | 422         | 52.75         |
| 18               | Lanckriet, Chase  | 8        | 0           | 285         | 0          | 0          | 0         | 285         | 35.63         |
| 28               | Williams, Justin  | 6        | 214         | 59          | 0          | 0          | 0         | 273         | 45.50         |
| 12               | Bethany, Jalen    | 8        | 0           | 146         | 25         | 0          | 0         | 171         | 21.38         |
| 20               | Gaiimo, Robert    | 2        | 107         | 37          | 0          | 0          | 0         | 144         | 72.00         |
| 19               | Caldwell, Jeff    | 6        | 0           | 141         | 0          | 0          | 0         | 141         | 23.50         |
| 33               | Rhodes, Jared     | 3        | 103         | 26          | 0          | 0          | 0         | 129         | 43.00         |
| 3                | Bolden, Darion    | 8        | 0           | 0           | 0          | 0          | 99        | 99          | 12.38         |
| 86               | Fugitt, Darrin    | 3        | 0           | 62          | 0          | 0          | 0         | 62          | 20.67         |
| 84               | Haerr, Abe        | 7        | 0           | 43          | 0          | 0          | 0         | 43          | 6.14          |
|                  | Haerr, Abraham    | 7        | 0           | 43          | 0          | 0          | 0         | 43          | 6.14          |
| 29               | Marshall, Donovan | 5        | 34          | 0           | 0          | 0          | 0         | 34          | 6.80          |
|                  | Krobath, Drew     | 1        | 0           | 29          | 0          | 0          | 0         | 29          | 29.00         |
| 13               | McManus, Dom      | 8        | 0           | 20          | 0          | 0          | 0         | 20          | 2.50          |
| 2                | Dugger, Cole      | 8        | 12          | 0           | 0          | 0          | 0         | 12          | 1.50          |
| 89               | Hanson, Tyus      | 3        | 0           | 4           | 0          | 0          | 0         | 4           | 1.33          |
|                  | Team              | 8        | -24         | 0           | 0          | 0          | 0         | -24         | -3.00         |
| <b>Total</b>     |                   | <b>8</b> | <b>1361</b> | <b>2733</b> | <b>151</b> | <b>310</b> | <b>99</b> | <b>4654</b> | <b>581.75</b> |
| <b>Opponents</b> |                   | <b>8</b> | <b>1771</b> | <b>1913</b> | <b>69</b>  | <b>514</b> | <b>93</b> | <b>4360</b> | <b>545.00</b> |

| #                | Total Offense     | G        | Plays      | Rush        | Pass        | Total       | AVG/G         |
|------------------|-------------------|----------|------------|-------------|-------------|-------------|---------------|
| 4                | Brister, Cade     | 8        | 395        | 422         | 2493        | 2915        | 364.38        |
| 22               | Martin, Andrew    | 8        | 92         | 493         | 0           | 493         | 61.63         |
| 28               | Williams, Justin  | 6        | 40         | 214         | 0           | 214         | 35.67         |
| 2                | Dugger, Cole      | 8        | 21         | 12          | 197         | 209         | 26.13         |
| 20               | Gaiimo, Robert    | 2        | 24         | 107         | 0           | 107         | 53.50         |
| 33               | Rhodes, Jared     | 3        | 13         | 103         | 0           | 103         | 34.33         |
| 29               | Marshall, Donovan | 5        | 9          | 34          | 0           | 34          | 6.80          |
|                  | Team              | 8        | 10         | -24         | 0           | -24         | -3.00         |
| <b>Total</b>     |                   | <b>8</b> | <b>604</b> | <b>1361</b> | <b>2690</b> | <b>4051</b> | <b>506.38</b> |
| <b>Opponents</b> |                   | <b>8</b> | <b>560</b> | <b>1771</b> | <b>1913</b> | <b>3684</b> | <b>460.50</b> |

| #                | Punting       | NO        | YDS         | AVG          | LG        | TB       | FC       | I20       | 50+      | BLK      |
|------------------|---------------|-----------|-------------|--------------|-----------|----------|----------|-----------|----------|----------|
| 90               | Ripper, Riley | 23        | 904         | 39.30        | 57        | 0        | 6        | 7         | 2        | 0        |
| <b>Total</b>     |               | <b>23</b> | <b>904</b>  | <b>39.30</b> | <b>57</b> | <b>0</b> | <b>6</b> | <b>7</b>  | <b>2</b> | <b>0</b> |
| <b>Opponents</b> |               | <b>32</b> | <b>1252</b> | <b>39.13</b> | <b>64</b> | <b>1</b> | <b>7</b> | <b>10</b> | <b>4</b> | <b>1</b> |

| #                | Kickoffs       | NO        | YDS         | AVG         | TB        | OB       |
|------------------|----------------|-----------|-------------|-------------|-----------|----------|
| 43               | Seibert, Logan | 55        | 3169        | 57.6        | 22        | 1        |
| <b>Total</b>     |                | <b>55</b> | <b>3169</b> | <b>57.6</b> | <b>22</b> | <b>1</b> |
| <b>Opponents</b> |                | <b>48</b> | <b>2664</b> | <b>55.5</b> | <b>16</b> | <b>1</b> |



| #  | Defensive Leaders    | GP       | Tackles    |            |              |                 | Sacks<br>NO-YDS | Pass Defense |           |           | Fumbles     |          | Blocked  |          |
|----|----------------------|----------|------------|------------|--------------|-----------------|-----------------|--------------|-----------|-----------|-------------|----------|----------|----------|
|    |                      |          | Solo       | ASST       | TOT          | TFL-YDS         |                 | INT-YDS      | BU        | QBH       | RCV-YDS     | FF       | KICK     | SAF      |
| 44 | Whittemore, David    | 8        | 23         | 27         | 50.0         | 2.0-8           | —               | —            | 3         | —         | 1-0         | 2        | —        | —        |
| 40 | Griffin, Tyrone      | 8        | 16         | 27         | 43.0         | 3.5-17          | 1.0-9           | —            | 2         | —         | —           | —        | —        | —        |
| 11 | McGruder, Mann       | 8        | 20         | 22         | 42.0         | 2.0-3           | —               | —            | 3         | —         | —           | —        | —        | —        |
| 23 | Edwards, Devon       | 8        | 22         | 16         | 38.0         | 1.0-1           | —               | —            | 1         | —         | —           | —        | —        | —        |
| 7  | Lockett, Lloyd       | 7        | 23         | 14         | 37.0         | 2.0-3           | —               | —            | 1         | —         | 2-11        | 1        | —        | —        |
| 35 | Williams, Sterlin    | 8        | 15         | 22         | 37.0         | 6.5-40          | 4.5-34          | —            | 1         | 4         | 1-0         | 2        | —        | —        |
| 3  | Bolden, Darion       | 8        | 18         | 13         | 31.0         | —               | —               | 2-99         | 12        | —         | 1-18        | 1        | —        | —        |
| 91 | McClendon, Kobe      | 8        | 10         | 21         | 31.0         | 3.0-16          | 1.5-13          | —            | 1         | 2         | —           | 1        | —        | —        |
| 15 | Patrick, Jayden      | 8        | 21         | 5          | 26.0         | 1.5-5           | —               | —            | 6         | —         | 1-0         | —        | —        | —        |
| 8  | Ale, Moses           | 8        | 6          | 18         | 24.0         | 1.0-1           | —               | —            | 2         | 4         | —           | —        | —        | —        |
| 56 | Petti, Dylan         | 8        | 6          | 16         | 22.0         | —               | —               | —            | —         | 1         | 1-0         | —        | —        | —        |
| 24 | Hines, Wesley        | 8        | 14         | 7          | 21.0         | 1.0-6           | —               | —            | 5         | —         | —           | —        | —        | —        |
| 21 | Ross, Kai            | 5        | 10         | 7          | 17.0         | —               | —               | —            | 1         | —         | —           | —        | —        | —        |
| 99 | Weary, Tayvian       | 8        | 8          | 9          | 17.0         | 3.5-16          | 1.0-9           | —            | —         | 2         | 1-6         | —        | —        | —        |
| 36 | Giorgi, Chase        | 8        | 6          | 9          | 15.0         | 1.0-1           | —               | —            | —         | —         | —           | —        | —        | —        |
| 14 | Muniz, Sammy         | 8        | 7          | 5          | 12.0         | —               | —               | —            | 1         | —         | —           | —        | —        | —        |
| 25 | Ranson, Tra          | 6        | 6          | 6          | 12.0         | 1.5-7           | —               | —            | —         | —         | —           | —        | —        | —        |
| 25 | Ranson, Travarius    | 6        | 6          | 6          | 12.0         | 1.5-7           | —               | —            | —         | —         | —           | —        | —        | —        |
| 46 | Caldwell, Frank      | 8        | 6          | 5          | 11.0         | 3.5-17          | 1.0-12          | —            | —         | 1         | —           | —        | —        | —        |
| 39 | Hiatt, Brett         | 7        | 3          | 8          | 11.0         | —               | —               | —            | 1         | —         | —           | —        | —        | —        |
| 94 | Mullins, Darion      | 6        | 6          | 4          | 10.0         | 0.5-1           | —               | —            | —         | —         | —           | 1        | —        | —        |
| 32 | Whitaker, Clark      | 8        | 2          | 6          | 8.0          | —               | —               | —            | —         | —         | —           | —        | —        | —        |
| 42 | Desherow, Luke       | 6        | 1          | 5          | 6.0          | —               | —               | —            | 1         | 1         | —           | —        | —        | —        |
| 34 | Wingate, Donnie      | 2        | 2          | 4          | 6.0          | 1.0-6           | 1.0-6           | —            | —         | —         | —           | 1        | —        | —        |
| 31 | Barnett, Matt        | 2        | 3          | 2          | 5.0          | —               | —               | —            | —         | —         | —           | —        | —        | —        |
| 49 | Hetzel, Jackson      | 3        | 3          | 2          | 5.0          | 1.0-1           | —               | —            | —         | —         | —           | —        | —        | —        |
| 16 | Lawrence, Jordan     | 6        | 2          | 3          | 5.0          | —               | —               | —            | 1         | 1         | —           | —        | —        | —        |
| 5  | Thornhill, Dominique | 2        | 1          | 4          | 5.0          | —               | —               | —            | —         | —         | —           | —        | —        | —        |
| 55 | Kness, Aaron         | 6        | 2          | 2          | 4.0          | —               | —               | —            | —         | —         | —           | —        | —        | —        |
| 26 | Conklin, Jayce       | 7        | 2          | 1          | 3.0          | —               | —               | —            | 1         | —         | —           | —        | —        | —        |
| 22 | Martin, Andrew       | 8        | 3          | —          | 3.0          | —               | —               | —            | —         | —         | —           | —        | —        | —        |
| 96 | Aletor, Justin       | 1        | —          | 2          | 2.0          | 0.5-2           | —               | —            | —         | 1         | —           | —        | —        | —        |
| 12 | Bethany, Jalen       | 8        | 1          | 1          | 2.0          | —               | —               | —            | —         | —         | —           | —        | 1        | —        |
| 4  | Brister, Cade        | 8        | 2          | —          | 2.0          | —               | —               | —            | —         | —         | —           | —        | —        | —        |
| 85 | Farney, Jared        | 1        | 1          | 1          | 2.0          | —               | —               | —            | —         | —         | —           | —        | —        | —        |
| 45 | Hetzel, Gus          | 3        | 1          | 1          | 2.0          | —               | —               | —            | —         | —         | —           | —        | —        | —        |
| 0  | Littlejohn, Jayden   | 6        | 2          | —          | 2.0          | —               | —               | 1-0          | —         | —         | —           | —        | —        | —        |
| 58 | Dye, Brenden         | 5        | 1          | —          | 1.0          | —               | —               | —            | —         | —         | —           | —        | —        | —        |
| 54 | Pipes, Nelson        | 7        | —          | 1          | 1.0          | —               | —               | —            | —         | —         | —           | —        | —        | —        |
| 30 | Ragland, Darius      | 2        | 1          | —          | 1.0          | —               | —               | —            | —         | —         | —           | —        | —        | —        |
| 10 | Redd, Spencer        | 8        | —          | 1          | 1.0          | —               | —               | —            | —         | —         | —           | —        | —        | —        |
| 43 | Seibert, Logan       | 8        | 1          | —          | 1.0          | —               | —               | —            | —         | —         | —           | —        | —        | —        |
| 1  | Smith, Kobe          | 8        | 1          | —          | 1.0          | —               | —               | —            | —         | —         | —           | —        | —        | —        |
| TM | Team                 | 8        | 1          | —          | 1.0          | —               | —               | —            | —         | —         | —           | —        | —        | —        |
| 98 | Tursini-White, Devan | 2        | —          | 1          | 1.0          | —               | —               | —            | —         | —         | —           | —        | —        | —        |
| 82 | Urwiller, Caleb      | 6        | 1          | —          | 1.0          | —               | —               | —            | —         | —         | —           | —        | —        | —        |
| 19 | Caldwell, Jeff       | 6        | —          | —          | —            | —               | —               | —            | —         | —         | —           | —        | —        | —        |
|    | Krobath, Drew        | 1        | —          | —          | —            | —               | —               | —            | —         | —         | —           | —        | —        | —        |
| 17 | Rose, Payton         | 8        | —          | —          | —            | —               | —               | —            | —         | —         | —           | —        | —        | —        |
|    | <b>Total</b>         | <b>8</b> | <b>286</b> | <b>304</b> | <b>590.0</b> | <b>37.5-158</b> | <b>10.0-83</b>  | <b>3-99</b>  | <b>43</b> | <b>17</b> | <b>8-35</b> | <b>9</b> | <b>1</b> | <b>—</b> |
|    | <b>Opponents</b>     | <b>8</b> | <b>279</b> | <b>318</b> | <b>597.0</b> | <b>41.0-157</b> | <b>23.0-125</b> | <b>8-93</b>  | <b>34</b> | <b>33</b> | <b>6-40</b> | <b>5</b> | <b>1</b> | <b>—</b> |

LINDENWOOD FOOTBALL RECORD BOOK



EST. 1990



## TEAM RECORDS - SINGLE GAME

### TOTAL OFFENSE

*Most Plays:*  
98 vs. Culver-Stockton (2000)

*Most Yards Gained:*  
735 vs. Evangel (2010)

### RUSHING

*Most Rushes:*  
63 vs. Culver-Stockton (1997)

*Most Yards Gained:*  
417 vs. Northeastern State (2017)

*Most Rushing Touchdowns:*  
8 vs. Culver-Stockton (2010)  
8 vs. Kentucky Wesleyan (2021)

### PASSING

*Most Attempts:*  
62 vs. Culver-Stockton (2000)

*Most Completions:*  
38 vs. UIndy (2019)

*Most Yards Gained:*  
552 vs. Evangel (2010)

*Most Touchdown Passes:*  
**7, vs. William Jewell (2022)**  
6 vs. Baker (2010)  
6 vs. Nebraska-Kearney (2012)  
6 vs. William Jewell (2021)

### SCORING

*Most Points:*  
90 vs. Culver-Stockton (2010)

*Most Points, Both Teams:*  
113 vs. Lambuth (2008)

*Most Points, First Quarter:*  
28 vs. Northwestern (2001)  
28 vs. Graceland (2010)  
28 vs. Culver-Stockton (2011)

*Most Points, Second Quarter:*  
36 vs. Central Methodist (2010)

*Most Points, Third Quarter:*  
37 vs. Ottawa (2009)

*Most Points, Fourth Quarter:*  
26 vs. Graceland (2011)

*Most Points, First Half:*  
49 vs. Evangel (2010)  
49 vs. Central Methodist (2010)  
49 vs. Graceland (2010)  
49 vs. Culver-Stockton (2011)

*Most Points, Second Half:*  
44 vs. Ottawa (2009)

*Most Touchdowns Scored:*  
13 vs. Culver-Stockton (2010)

*Most PAT Made by Kicking:*  
12 vs. Culver-Stockton (2010)

*Most Two-Point Conversions:*  
2 vs. Benedictine (2008)

*Most Field Goals Made:*  
4 vs. Avila (2007)

### ALL-PURPOSE

*Most Yards (since 2004):*  
1046 vs. Culver-Stockton (2010)

### TOTAL DEFENSE

*Fewest Total Offense Yards Allowed:*  
77 vs. Central Methodist (2004)

*Fewest Rushing Yards Allowed:*  
-7 vs. Peru State (1992)  
-7 vs. Graceland (2011)

*Fewest Passing Yards Allowed:*  
29 vs. Missouri Valley (1991)

*Most Sacks Recorded by:*  
7 vs. Evangel (2004)  
7 vs. Taylor (1995)  
7 vs. Emporia State (2016)

### INTERCEPTIONS

*Most Passes Intercepted by:*  
6 vs. St. Xavier (1993)

*Most Yards on Interception Returns:*  
130 vs. Central Oklahoma (2016)

*Most Touchdowns on Interception Returns:*  
2 vs. Avila (2004)  
2 vs. Nebraska-Kearney (2016)

*Most Fumble Recoveries:*  
7 vs. Trinity International (1991)

*Most Turnovers:*  
9 vs. Trinity International (1991)



Hakim Thomas - 2009 National Championship Game



Matt Angell & Rudy Fleming - 2009 vs Ottawa



# INDIVIDUAL RECORDS - SINGLE GAME

## TOTAL OFFENSE

### Most Plays:

- 74, Cade Brister vs. Central Missouri (2018)**
- 74, Cade Brister vs. Missouri Western (2018)**
- 70, Cade Brister vs. Ulindy (2019)**
- 69, Cade Brister vs. Eastern Illinois (2022)**
- 68, Cade Brister vs. Central Oklahoma (2018)**
- 67, Cade Brister vs. Midwestern State (2019)**
- 64, Cade Brister vs. Northwest Missouri (2019)**
- 62, Najee Jackson vs. Emporia State (2017)
- 62, Cade Brister vs. Eastern Washington (2019)**
- 61, Cade Brister vs. Northwest Missouri (2018)**

### Most Yards Gained:

- 554, Cade Brister vs. Ulindy (2019)**
- 475, Cade Brister vs. Central Arkansas (2022)**
- 474, Ben Gomez vs. Nebraska-Kearney (2012)
- 458, Philip Staback vs. Baker (2010)
- 433, Ben Kisner vs. Morningside (2008)
- 426, Cade Brister vs. SEMO (2022)**
- 418, Philip Staback vs. Missouri Valley (2010)
- 415, Cade Brister vs. Central Missouri (2018)**
- 406, Ben Gomez vs. Evangel (2008)
- 406, Cade Brister vs. William Jewell (2022)**

## RUSHING

### Most Rushes:

- 43, DeDe Dorsey vs. Graceland (2005)
- 40, Marceo Haywood vs. Evangel (1999)
- 36, Derron Parquet vs. MidAmerica Nazarene (2004)
- 35, Adam Saperstein vs. Cumberland (1990)
- 35, Adam Saperstein vs. Hardin-Simmons (1991)
- 32, Ron Huskey vs. Missouri Valley (2000)
- 32, DeDe Dorsey vs. Northwestern (2004)
- 31, Sherwin Ellis vs. Northwestern (2003)
- 31, Derron Parquet vs. Central Methodist (2004)
- 31, Derron Parquet vs. Missouri Valley (2004)
- 31, DeDe Dorsey vs. Hastings (2004)
- 31, DeDe Dorsey vs. Evangel (2005)

### Most Yards Gained

- 271, DeDe Dorsey vs. Graceland (2005)
- 246, DeDe Dorsey vs. Evangel (2005)
- 235, Marceo Haywood vs. Butler (1999)
- 235, Adam Saperstein vs. Cumberland (1990)
- 231, Nash Sutherlin vs. Southwest Baptist (2019)
- 228, Denodus O'Bryant vs. Washburn (2012)
- 220, Adam Saperstein vs. St. Ambrose (1991)
- 215, DeDe Dorsey vs. Culver-Stockton (2004)
- 214, Adam Saperstein vs. Hardin-Simmons (1991)
- 198, DeDe Dorsey vs. Northwestern (2004)

### Most Touchdowns Scored by Rushing:

- 6, DeDe Dorsey vs. Graceland (2005)
- 5, Adam Saperstein vs. Hardin-Simmons (1991)
- 5, Cade Brister vs. Kentucky Wesleyan (2021)**
- 5, Cade Brister vs. Central Arkansas (2022)**
- 4, Connor Harris vs. Northeastern State (2014)
- 3, numerous times

### Longest Rush:

- 88, Denodus O'Bryant vs. Washburn (2012)
- 87, Nash Sutherlin vs. Pittsburg State (2018)
- 84, Denodus O'Bryant vs. Central Missouri (2011)
- 84, Richard Murrell vs. Georgetown (2007)
- 82, Denodus O'Bryant vs. Evangel (2009)
- 81, Sherwin Ellis vs. Evangel (2003)
- 81, Hakeem Abdullah vs. Georgetown (2007)
- 80, Donnie Dillard vs. Trinity International (1995)
- 80, Wallace Santee vs. Central Methodist (1997)
- 80, Denodus O'Bryant vs. Pittsburg State (2012)
- 79, DeDe Dorsey vs. Central Methodist (2005)
- 79, Denodus O'Bryant vs. Truman State (2012)

## PASSING

### Most Attempts:

- 59, Cade Brister vs. Ulindy (2019)**
- 58, Mike Hofbauer vs. Baker (2000)
- 57, Graham Lindman vs. Northwest Missouri (2014)
- 55, Dillon Miller vs. Fort Hays (2014)
- 54, Graham Lindman vs. Central Oklahoma (2014)
- 53, Cade Brister vs. Central Missouri (2018)**
- 53, Cade Brister vs. Missouri Western (2018)**
- 53, Cade Brister vs. Northwest Missouri (2019)**
- 52, Dillon Miller vs. Lincoln (2013)
- 52, Dillon Miller vs. Central Missouri (2013)

### Most Completions:

- 38, Cade Brister vs. Ulindy (2019)**
- 37, Cade Brister vs. Truman State (2019)**
- 34, Dillon Miller vs. Lincoln (2013)
- 32, Ben Kisner vs. Morningside (2008)
- 31, Dillon Miller vs. Fort Hays (2014)
- 30, Max Brown vs. Benedictine (1997)
- 30, Mike Hofbauer vs. Baker (2000)
- 31, Cade Brister vs. Missouri Western (2018)**
- 30, Najee Jackson vs. Emporia State (2017)
- 29, Dillon Miller vs. Central Missouri (2013)
- 29, Najee Jackson vs. Fort Hays (2017)
- 29, Cade Brister vs. Central Missouri (2018)**

### Most Yards Gained:

- 541, Cade Brister vs. Ulindy (2019)**
- 480, Ben Gomez vs. Nebraska-Kearney (2012)
- 445, Ben Kisner vs. Morningside (2008)
- 439, Mike Hofbauer vs. Baker (2000)
- 436, Philip Staback vs. Baker (2010)
- 413, Cade Brister vs. Central Arkansas (2022)**
- 407, Ben Gomez vs. Lincoln (2012)
- 406, Ben Kisner vs. Evangel (2008)
- 404, Philip Staback vs. Missouri Valley (2010)
- 401, Cade Brister vs. McKendree (2019)**

### Most Touchdown Passes:


- 6, Philip Staback vs. Baker (2010)
- 6, Ben Gomez vs. Nebraska-Kearney (2012)
- 5, Max Brown vs. Graceland (1996)
- 5, Ben Kisner vs. Lambuth (2008)
- 5, Philip Staback vs. Central Methodist (2010)
- 5, Philip Staback vs. Avila (2010)
- 5, Ben Gomez vs. Lincoln (2012)
- 5, Cade Brister vs. Emporia State (2018)**
- 5, Cade Brister vs. Quincy (2019)**
- 5, Cole Dugger vs. William Jewell (2021)**



**Billy Clark**  
2007-10



**Ben Kisner**  
2005-08



**Hakeem Abdullah**  
2006-07



**Jeff Hynes**  
2006-09



Alex Robinson - 2011 vs. Central Missouri



Philip Staback - 2009 National Championship Game



Marcel Thompson - 2009 vs. Ottawa



Malach Radigan - 2012 vs. Lincoln

*Longest Pass:*

- 88. Cory Nesslage to Mark Henrie vs. Peru State (1994)
- 87. Dillon Miller to Denodus O'Bryant vs. Pittsburg State (2012)
- 85. Emilia Salazar to George Mumphard (2004)
- 85. Mason Bendigo to DeSean Warren vs. Pittsburg St.(2016)
- 83. Dillon Miller to Andrew Helmick vs. Winona State (2012)
- 83. Dillon Miller to Alex Robinson vs. Central Missouri (2013)
- 82. John Uribe to Andrew Helmick vs. Azusa Pacific (2011)
- 80. Bryce MacDonald to Jim Paddock vs. Okla. Panhandle (1992)
- 80. Dillon Miller to Denodus O'Bryant vs. Pittsburg State (2012)
- 80. Allen Thigpen to DeSean Warren vs. Fort Hays St.(2016)

**RECEIVING**

*Most Passes Caught:*

- 16. Jaron Alexander vs. Central Missouri (2013)
- 15. Mike Wyrick vs. Culver-Stockton (2000)
- 14. Deantrell Prince vs. Washburn (2016)
- 12. Dominic Peterson vs. Culver-Stockton (2007)
- 11. Mario Patton vs. St. Xavier (1995)
- 11. Jamere Holland vs. Missouri Valley (2010)
- 11. Jaron Alexander vs. Central Missouri (2014)
- 11. Erik Henneman vs. Truman State (2019)
- 10. numerous times

*Most Yards Gained:*

- 218. Andrew Helmick vs. Missouri Southern (2012)
- 213. Andrew Helmick vs. Truman State (2012)
- 201. Andrew Helmick vs. Winona State (2012)
- 200. Andrew Helmick vs. Nebraska-Kearney (2012)
- 200. Payton Rose vs. William Jewell (2022)**
- 184. George Mumphard vs. MidAmerica Nazarene (2005)
- 180. Payton Rose vs. Keiser (2022)**
- 177. Payton Rose vs. Quincy (2019)**
- 176. Carlton Rivers vs. Benedictine (1996)
- 175. Deantrell Prince vs. Fort Hays (2017)
- 174. Mike Wyrick vs. Culver-Stockton (2000)
- 174. Matt Bramow vs. Evangel (2010)

*Most Touchdown Passes Caught:*


- 4. Erik Henneman vs. Missouri Southern (2018)
- 3. Mario Patton vs. Graceland (1996)
- 3. Mark Henrie vs. Olivet Nazarene (1994)
- 3. Andrew Helmick vs. Texas A&M-Kingsville (2011)
- 3. Andrew Helmick vs. Kansas Wesleyan (2011)
- 3. Andrew Helmick vs. Missouri Southern (2012)
- 3. Erik Henneman vs. Truman State (2019)
- 3. Payton Rose vs. Quincy (2019)**
- 3. Payton Rose vs. William Jewell (2021)**
- 3. Payton Rose vs. William Jewell (2022)**
- 3. Jeff Caldwell vs. William Jewell (2022)**
- 2. numerous times




**Erik Henneman**  
2017-19



**Rudy Fleming**  
2008-09



**Matt Bramow**  
2008-10



**Dillon Miller**  
2012-14

## PUNTING

*Longest Punt:*

- 81, Zac Atterberry vs. William Jewell (2004)  
 76, Reggie Kratzer vs. Central Methodist (1999)  
 75, Zac Atterberry vs. Graceland (2006)  
 72, Zac Atterberry vs. MidAmerica Nazarene (2007)  
 71, Zac Atterberry vs. Culver-Stockton (2004)

## INTERCEPTIONS

*Most Interceptions:*

- 3, Bakari Triggs vs. Central Oklahoma (2016)  
**3, Kai Ross vs. Quincy (2021)**  
 2, numerous times

*Most Yards on Interception Returns:*

- 125, Derek Coxson vs. Evangel (2006)  
 123, Bakari Triggs vs. Central Oklahoma (2016)  
 100, Larry Gladney vs. Culver-Stockton (2006)  
 99, Tyler Kasper vs. Georgetown (2007)  
**99, Darion Bolden vs. Murray State (2022)**  
 96, Jared Shoemaker vs. Central Methodist (2005)  
 96, Justin Broome vs. Saint Joseph's (2011)  
 85, Blake Conreux vs. Graceland (2008)  
 82, Logen Wright vs. Central Methodist (2006)  
 82, Drew Seers vs. Pittsburg State (2018)

*Longest Interception Return:*

- 100, Larry Gladney vs. Culver-Stockton (2006)  
 100, Derek Coxson vs. Evangel (2006)  
**99, Darion Bolden vs. Murray State (2022)**  
 96, Jared Shoemaker vs. Central Methodist (2005)  
 94, Justin Broome vs. Saint Joseph's (2011)  
 85, Blake Conreux vs. Graceland (2008)  
 82, Logen Wright vs. Central Methodist (2006)  
 82, Drew Seers vs. Pittsburg State (2018)  
 80, Jim Paddock vs. Southwestern (1990)  
 79, Cody Fagle vs. Culver-Stockton (2010)



**Sterling Thomas**  
2012-15



**Billy Ray Uren**  
2005-09

## PUNT RETURNS

*Most Punt Returns:*

- 6, Thomas Christian vs. Evangel (2007)  
 5, Julian Smith vs. MidAmerica Nazarene (1996)  
 5, Julian Smith vs. Georgetown (1993)  
 5, Mike Bunton vs. Graceland (2011)  
 5, Mike Bunton vs. Missouri S&T (2011)  
 5, Wesley Thomas vs. Pittsburg State (2016)  
 4, numerous times

*Most Yards on Punt Returns:*

- 116, Adam Saperstein vs. Missouri Valley (1991)  
 113, Mike Bunton vs. Graceland (2011)  
 100, Jamere Holland vs. Culver-Stockton (2010)  
 98, Mike Bunton vs. Texas A&M-Kingsville (2011)  
 92, Mike Bunton vs. Graceland (2011)  
 89, Cornelius Campbell vs. Graceland (1999)  
 86, Jamere Holland vs. Central Methodist (2010)  
 85, Adam Saperstein vs. Lane (1991)  
 85, Julian Smith vs. Midland Lutheran (1995)  
 84, Damian James vs. Culver-Stockton (2009)

*Longest Punt Return:*

- 90, Mike Bunton vs. Saint Joseph's (2011)  
 89, Cornelius Campbell vs. Graceland (1999)  
 85, Adam Saperstein vs. Lane (1991)  
 85, Julian Smith vs. Midland Lutheran (1995)  
 84, Jamere Holland vs. Central Methodist (2010)  
 80, Therman McGowan vs. Culver-Stockton (2011)  
 79, Damian James vs. Culver-Stockton (2009)  
 77, Mike Bunton vs. Texas A&M-Kingsville (2011)  
 76, Andrew Helmick vs. Missouri Southern (2012)  
 72, Adam Saperstein vs. Missouri Valley (1991)

## KICKOFF RETURNS

*Most Kickoff Returns:*

- 8, Lavarrie Johnson vs. Northwest Missouri (2014)  
 6, Bobby Mason vs. Benedictine (2005)  
 6, Tobias vs. Evangel (2000)  
 6, Julian Smith vs. Findlay (1995)  
 6, Lavarrie Johnson vs. Pittsburg State (2015)  
 6, Cameron Sanders vs. Central Oklahoma (2018)  
**6, Spencer Redd vs. Eastern Washington (2019)**

*Most Yards on Kickoff Returns:*

- 198, Cameron Sanders vs. Central Oklahoma (2018)  
**165, Spencer Redd vs. Missouri S&T (2019)**  
**163, Spencer Redd vs. Quincy (2021)**  
**157, Spencer Redd vs. Ouachita Baptist (2019)**  
 153, Bakari Triggs vs. Missouri Western (2016)  
 144, Tony Tobias vs. Evangel (2000)  
 143, McCray Harris vs. Missouri Valley (2006)  
 142, Denodus O'Bryant vs. Central Missouri (2012)  
 140, Nate Orlando vs. Carroll (2008)  
**137, Spencer Redd vs. Davenport (2019)**

*Longest Kickoff Return:*

- 100, Andrew Helmick vs. Central Oklahoma (2011)  
 100, Denodus O'Bryant vs. Central Missouri (2012)  
 99, Bakari Triggs vs. Missouri Western (2017)  
 97, Tony Tobias vs. Olivet Nazarene (2000)  
 97, McCray Harris vs. Missouri Valley (2006)  
 97, Lavarrie Johnson vs. Washburn (2014)  
**97, Spencer Redd vs. Ouachita Baptist (2019)**  
**97, Spencer Redd vs. Quincy (2021)**  
 95, Denodus O'Bryant vs. Benedictine (2010)  
 95, Tre' Roby vs. Washburn (2013)

## ALL-PURPOSE YARDS

*Most Yards (since 2004):*

- 328, Andrew Helmick vs. Missouri Southern (2012)  
 311, Denodus O'Bryant vs. Pittsburg State (2012)  
 307, Denodus O'Bryant vs. Benedictine (2010)  
 278, Denodus O'Bryant vs. Washburn (2012)  
 273, Denodus O'Bryant vs. Culver-Stockton (2010)  
 271, Denodus O'Bryant vs. Central Missouri (2012)  
 271, DeDe Dorsey vs. Graceland (2005)  
 266, Hakeem Abdullah vs. Central Methodist (2007)  
 264, Andrew Helmick vs. Truman (2012)  
 255, Denodus O'Bryant vs. Carroll (2009)



Matt Bramow - 2009 National Championship Game



Connor Harris - 2016 vs. Missouri Southern



Justin Broome - 2011 vs. Central Missouri



Denver Price - 2008 vs Lambuth

**SCORING**

*Most Points Scored:*

- 36, DeDe Dorsey vs. Graceland (2005)
- 30, Adam Saperstein vs. Hardin-Simmons (1991)
- 30, Cade Brister vs. Kentucky Wesleyan (2021)**
- 30, Cade Brister vs. Central Arkansas (2022)**
- 24, Adam Saperstein vs. Lane (1991)
- 24, Nate Orlando vs. Culver-Stockton (2010)
- 24, Andrew Helmick vs. Missouri Southern (2012)
- 24, Connor Harris vs. Northeastern State (2014)
- 24, Erik Henneman vs. Missouri Southern (2018)
- 18, numerous times

*Most Touchdowns Scored:*

- 6, DeDe Dorsey vs. Graceland (2005)
- 5, Adam Saperstein vs. Hardin-Simmons (1991)
- 5, Cade Brister vs. Kentucky Wesleyan (2021)**
- 5, Cade Brister vs. Central Arkansas (2022)**
- 4, Adam Saperstein vs. Lane (1991)
- 4, Nate Orlando vs. Culver-Stockton (2010)
- 4, Andrew Helmick vs. Missouri Southern (2012)
- 4, Connor Harris vs. Northeastern State (2014)
- 4, Erik Henneman vs. Missouri Southern (2018)
- 3, numerous times

*Most Field Goals Made:*

- 4, Halley Ferrell vs. Avila (2007)
- 3, Halley Ferrell vs. Baker (2007)
- 3, Halley Ferrell vs. Central Methodist (2007)
- 3, Dante Buscaglia vs. Baker (2000)
- 3, Dante Buscaglia vs. Culver-Stockton (1998)
- 3, Steve Pinkerton vs. Southwest Minnesota State (1992)
- 3, James Neal vs. William Jewell (2010)
- 3, James Neal vs. Texas A&M-Kingsville (2011)
- 3, James Neal vs. Washburn (2012)
- 3, James Neal vs. Pittsburg State (2012)
- 3, Travis Spraul vs. Washburn (2017)
- 3, Logan Seibert vs. Houston Baptist (2022)**

*Most Extra Points Made by Kicking:*

- 11, James Neal vs. Graceland (2010)
- 10, Dante Buscaglia vs. Central Methodist (1999)
- 10, Halley Ferrell vs. William Jewell (2009)
- 10, James Neal vs. Culver-Stockton (2011)
- 9, Halley Ferrell vs. Evangel (2009)
- 9, Halley Ferrell vs. Central Methodist (2009)
- 8, several times

*Most Extra Points Attempted by Kicking:*

- 11, James Neal vs. Graceland (2010)
- 10, Dante Buscaglia vs. Central Methodist (1999)
- 10, Halley Ferrell vs. Culver-Stockton (2009)
- 10, Halley Ferrell vs. William Jewell (2009)
- 10, James Neal vs. Culver-Stockton (2011)
- 9, several times

*Most Points Scored by Kicking:*

- 18, Halley Ferrell vs. Avila (2007)
- 16, Dante Buscaglia vs. Central Methodist (1999)
- 14, Halley Ferrell vs. Baker (2007)
- 14, James Neal vs. Pittsburg State (2012)
- 13, Dante Buscaglia vs. Culver-Stockton (1998)
- 13, Halley Ferrell vs. MidAmerica Nazarene (2009)
- 13, Halley Ferrell vs. William Jewell (2009)
- 13, James Neal vs. Kansas Wesleyan (2011)
- 13, Logan Seibert vs. William Jewell (2021)**
- 12, Halley Ferrell vs. Central Methodist (2007)
- 12, Halley Ferrell vs. Central Methodist (2009)
- 12, Logan Seibert vs. Southwest Baptist (2021)**

*Longest Field Goal:*

- 52, Steve Pinkerton vs. Southwest Minnesota State (1992)
- 50, Logan Seibert vs. Southwest Baptist (2021)**
- 50, Halley Ferrell vs. Avila (2007)
- 48, Zac Atterberry vs. Baker (2005)
- 47, Dante Buscaglia vs. Graceland (1999)
- 47, Logan Seibert vs. McKendree (2021)**
- 46, Steve Pinkerton vs. Southwest Minnesota State (1992)
- 46, Halley Ferrell vs. Central Methodist (2007)
- 45, Steve Pinkerton vs. Campbellsville (1992)
- 45, Dante Buscaglia vs. Graceland (1999)
- 45, Dante Buscaglia vs. Baker (2000)
- 45, Halley Ferrell vs. MidAmerica Nazarene (2007)
- 45, Logan Seibert vs. Murray State (2022)**




Erik Henneman - 2019 vs. Truman State



**Jamere Holland**  
2010



**Parks Peterson**  
2009-10



**Halley Ferrell**  
2006-09

## TEAM RECORDS - SINGLE SEASON



**Mike Errante**  
2006-09

**TOTAL OFFENSE**

*Most Plays:*  
941 (2019)

*Most Plays Per Game:*  
76.0 (2018)

*Most Yards Gained:*  
6894 (2009)

*Most Yards Gained Per Game:*  
551.5 (2010)

*Highest Average Gain Per Play:*  
8.9 (2010)

**RUSHING**

*Most Rushes:*  
506 (2004)

*Most Rushes Per Game Average:*  
42.2 (2004)

*Most Yards Gained:*  
2796 (2009)

*Most Yards Gained Per Game:*  
199.7 (2009)

*Highest Average Gain Per Rush:*  
6.7 (2009)

*Most Rushing Touchdowns:*  
49 (2009)

**PASSING**

*Most Attempts:*  
545 (2019)

*Most Attempts Per Game:*  
44.5 (2014)

*Most Completions:*  
340 (2019)

*Most Completions Per Game:*  
26.2 (2019)

*Most Yards Gained:*  
4098 (2009)

*Most Yards Gained Per Game:*  
358.7 (2010)

*Highest Average Gain Per Attempt:*  
12.4 (2010)

*Highest Average Gain Per Completion:*  
17.3 (2010)

*Highest Percentage Completed:*  
.719 (2010)

*Most Touchdown Passes:*  
42 (2010)

*Most Touchdown Passes Per Game:*  
3.8 (2010)

**PUNTING**

*Highest Punting Average:*  
42.0 (2010)

**SCORING**

*Most Points:*  
744 (2009)

*Most Points Per Game:*  
53.1 (2009)

**ALL-PURPOSE YARDS**

*Most Yards (since 2004):*  
8891 (2009)

*Most Yards/Game (since 2004):*  
688.3 (2010)

**TOTAL DEFENSE**

*Fewest Yards Allowed:*  
2981 (2004)

*Fewest Yards Allowed Per Game:*  
248.4 (2004)

*Lowest Average Yards Allowed Per Play:*  
3.68 (2004)

**RUSHING DEFENSE**

*Fewest Yards Allowed:*  
1146 (2004)

*Fewest Yards Allowed Per Game:*  
95.5 (2004)

*Lowest Average Yards Allowed Per Rush:*  
2.43 (2004)

**PASS DEFENSE**

*Fewest Yards Allowed:*  
1476 (1995)

*Fewest Yards Allowed Per Game:*  
134.2 (1995)

*Fewest Yards Allowed Per Attempt:*  
5.42 (2004)

*Fewest Yards Allowed Per Completion:*  
10.11 (2007)

*Lowest Completion Percentage Allowed:*  
.469 (1995)

*Most Passes Intercepted by:*  
23 (2008)  
23 (2009)

*Most Passes Intercepted by Per Game:*  
1.77 (2008)

*Most Touchdowns on Interception Returns:*  
4 (2008)  
4 (2009)

**SCORING DEFENSE**

*Fewest Points Allowed:*  
152 (2004)

*Fewest Points Allowed Per Game:*  
12.7 (2004)

*Most Points Allowed:*  
397 (1994)

*Most Points Allowed Per Game:*  
39.7 (1994)

**MISCELLANEOUS**

*Most Consecutive Victories:*  
13 (2009)

*Most Consecutive Games Without Being Shut Out:*  
99 (2003-2011)

*Most Overtimes in a Single Game:*  
2 (2005 vs. Missouri Valley)  
2 (2022 vs. Eastern Illinois)

*Most Shutouts:*  
2 (1991 and 1995)



**TJ Prell**  
2007-09



**Malach Radigan**  
2009-12



**Brian Schaefering**  
2007



## INDIVIDUAL RECORDS - SINGLE SEASON

### TOTAL OFFENSE

#### Most Plays:

**658, Cade Brister (2019)**  
**588, Cade Brister (2018)**  
 455, Najee Jackson (2017)  
 430, Ben Kisner (2008)  
 421, Philip Staback (2009)  
**395, Cade Brister (2022)**  
 378, Ben Kisner (2007)  
 335, Dillon Miller (2013)  
 332, Graham Lindman (2014)  
 325, John Uribe (2011)

#### Most Yards Gained:

**4324, Cade Brister (2019)**  
 3596, Philip Staback (2009)  
 3554, Ben Kisner (2008)  
 3442, Philip Staback (2010)  
**2982, Cade Brister (2018)**  
**2915, Cade Brister (2022)**  
 2583, Najee Jackson (2017)  
 2569, Ben Kisner (2007)  
 2263, Dillon Miller (2013)  
 2022, John Uribe (2011)

#### Most Touchdowns Responsible For:

**46, Cade Brister (2019)**  
 42, Philip Staback (2009)  
 36, Philip Staback (2010)  
 33, Ben Kisner (2008)  
**27, Cade Brister (2018)**  
**27, Cade Brister (2022)**  
 24, Denodus O'Bryant (2009)  
 21, Ben Kisner (2007)  
 20, Najee Jackson (2017)  
 19, John Uribe (2011)  
 18, DeDe Dorsey (2005)  
 18, Emilia Salazar (2004)

### RUSHING

#### Most Rushes:

280, DeDe Dorsey (2005)  
 219, Adam Saperstein (1990)  
 210, Marceo Haywood (1998)  
 199, Hakeem Abdullah (2007)  
 198, Denodus O'Bryant (2012)  
**191, Cade Brister (2018)**  
**158, Cade Brister (2019)**  
 155, Derron Parquet (2004)  
 151, Dario Camacho (2008)  
 150, David Goodwill (1994)

#### 100-yard rushing games:

8, DeDe Dorsey (2005)

#### 200-yard rushing games:

2, DeDe Dorsey (2005)  
 2, Adam Saperstein (1991)

#### Most Yards Gained:

1600, DeDe Dorsey (2005)  
 1509, Marceo Haywood (1999)  
 1205, Denodus O'Bryant (2012)  
 1155, Hakeem Abdullah (2007)  
 1136, Adam Saperstein (1991)  
 1130, Marceo Haywood (1998)  
 1059, Adam Saperstein (1990)  
 1000, Denodus O'Bryant (2009)  
 899, Hakeem Abdullah (2006)  
 841, DeDe Dorsey (2004)

#### Most Rushing Touchdowns Scored:

16, DeDe Dorsey (2005)  
 15, Marceo Haywood (1998)  
 15, Denodus O'Bryant (2009)  
 13, Marceo Haywood (1999)  
 13, Dario Camacho (2008)  
 12, Adam Saperstein (1991)  
 12, Nate Orlando (2010)  
 11, Hakeem Abdullah (2007)  
 11, Richard Murrell (2007)  
 11, Denodus O'Bryant (2012)  
**11, Robert Giaimo (2021)**

### PASSING

#### Most Attempts:

**527, Cade Brister (2019)**  
 411, Ben Kisner (2008)  
**397, Cade Brister (2018)**  
 351, Philip Staback (2009)  
 351, Najee Jackson (2017)  
 349, Ben Kisner (2007)  
 319, Dillon Miller (2013)  
 301, Graham Lindman (2014)  
**289, Cade Brister (2022)**  
 271, John Uribe (2011)

#### Most Completions:

**332, Cade Brister (2019)**  
 263, Ben Kisner (2008)  
 237, Philip Staback (2009)  
**227, Cade Brister (2018)**  
 210, Ben Kisner (2007)  
 194, Dillon Miller (2013)  
 194, Najee Jackson (2017)  
 189, Philip Staback (2010)  
**184, Cade Brister (2022)**  
 165, John Uribe (2011)

#### Most Yards Gained:

**3779, Cade Brister (2019)**  
 3655, Ben Kisner (2008)  
 3381, Philip Staback (2009)  
 3329, Philip Staback (2010)  
 2549, Ben Kisner (2007)  
**2493, Cade Brister (2022)**  
**2433, Cade Brister (2018)**  
 2366, Najee Jackson (2017)  
 2334, Dillon Miller (2013)  
 2204, John Uribe (2011)

#### Most Touchdown Passes:

**39, Cade Brister (2019)**  
 36, Philip Staback (2009)  
 34, Philip Staback (2010)  
 33, Ben Kisner (2008)  
**21, Cade Brister (2018)**  
 19, Ben Kisner (2007)  
 19, John Uribe (2011)  
**19, Cade Brister (2022)**  
 18, Emilia Salazar (2004)  
 16, Cory Nesslage (1994)  
 16, Max Brown (1996)

#### 200-yard passing games:

11, Ben Kisner (2008)  
 11, Philip Staback (2009)

#### 300-yard passing games:

6, Philip Staback (2010)  
**6, Cade Brister (2022)**

#### 400-yard passing games:

2, Ben Kisner (2008)  
 2, Philip Staback (2010)  
 2, Ben Gomez (2012)  
**2, Cade Brister (2019)**



Andrew Helmick - 2012 vs. Nebraska-Kearney



RECEIVING

*Most Passes Caught:*

- 72, Najee Jackson (2019)
- 69, Kendell Sparks (2016)
- 67, Rudy Fleming (2008)
- 66, Andrew Helmick (2012)
- 64, Payton Rose (2019)**
- 63, Erik Henneman (2019)
- 60, Nash Sutherlin (2019)
- 58, Mario Patton (1995)
- 57, Rudy Fleming (2009)
- 57, Erik Henneman (2018)

*Most Yards Gained:*

- 1363, Andrew Helmick (2012)
- 1168, Payton Rose (2019)**
- 1056, Rudy Fleming (2008)
- 980, Rudy Fleming (2009)
- 916, Payton Rose (2022)**
- 901, Andrew Helmick (2011)
- 899, Jamere Holland (2010)
- 893, Matt Bramow (2010)
- 844, Marcel Thompson (2009)
- 837, George Mumphard (2004)

*Most Touchdown Passes Caught:*

- 15, Payton Rose (2019)**
- 14, Andrew Helmick (2012)
- 12, Matt Bramow (2009)
- 12, Andrew Helmick (2011)
- 11, Rudy Fleming (2008)
- 11, Matt Bramow (2010)
- 10, Erik Henneman (2019)
- 9, Steven Kennedy (2004)
- 9, George Mumphard (2004)
- 9, Erik Henneman (2018)
- 9, Payton Rose (2021)**
- 8, numerous times

*100-yard receiving games:*

- 6, Andrew Helmick (2012)

*200-yard receiving games:*

- 4, Andrew Helmick (2012)

PUNTING

*Highest Average (min. 20 punts):*  
44.4, Matt Klingler (2015)

INTERCEPTIONS

*Most Interceptions:*

- 9, Pierre Desir (2012)
- 6, Brandon Gould (2009)
- 6, Marcus Klund (2003)
- 6, Bakari Triggs (2016)
- 6, Kai Ross (2021)**
- 5, Marcus Klund (2004)
- 5, Brandon Gould (2008)
- 5, Drew Seers (2021)**
- 4, numerous times

*Most Yards on Interception Returns:*

- 203, Justin Broome (2011)
- 174, Bakari Triggs (2016)
- 125, Derek Coxson (2006)
- 122, Jared Shoemaker (2007)
- 112, Brandon Gould (2008)
- 104, Damian James (2009)
- 100, Larry Gladney (2006)
- 99, Tyler Kasper (2007)
- 99, Darion Bolden (2022)**
- 96, Jared Shoemaker (2005)

PUNT RETURNS

*Most Punt Returns:*

- 28, Mike Bunton (2011)
- 25, Thomas Christian (2007)
- 25, Ricky McCoy (2019)
- 21, Rudy Fleming (2008)
- 21, Bobby Mason (2005)
- 20, Wesley Thomas (2016)
- 19, Spencer Redd (2021)**
- 16, Adam Saperstein (1991)
- 16, Kendell Sparks (2017)
- 15, Ricky Moore (2006)
- 15, Tre' Roby (2015)

*Most Yards of Punt Returns:*

- 508, Mike Bunton (2011)
- 328, Thomas Christian (2007)
- 254, Adam Saperstein (1991)
- 231, Spencer Redd (2021)**
- 230, Jamere Holland (2010)
- 228, Bobby Mason (2005)
- 223, Rudy Fleming (2008)
- 197, Kendell Sparks (2017)
- 196, Therman McGowan (2011)
- 191, Ricky McCoy (2019)

*Most Touchdowns Scored on Punt Returns:*

- 3, Mike Bunton (2011)
- 3, Therman McGowan (2011)


KICKOFF RETURNS

*Most Kickoff Returns:*


- 35, Spencer Redd (2019)**
- 29, Cameron Sanders (2018)
- 24, Julian Smith (1994)
- 23, Spencer Redd (2021)**
- 20, Lavarrie Johnson (2014)
- 20, Bakari Triggs (2015)
- 19, Lavarrie Johnson (2015)
- 19, Kendell Sparks (2017)
- 16, numerous times



**Bakari Triggs**  
2015-17



**Najee Jackson**  
2016-19



**Christian Golder**  
2011



**Dan Carlisle**  
2006-10

*Most Yards on Kickoff Returns:*

- 910, Spencer Redd (2019)**
- 678, Spencer Redd (2021)**
- 616, Cameron Sanders (2018)
- 477, Denodus O'Bryant (2009)
- 469, Kendell Sparks (2016)
- 450, McCray Harris (2006)
- 450, Julian Smith (1994)
- 421, Mike Bunton (2008)
- 401, Lavarrie Johnson (2014)
- 399, Bakari Triggs (2015)

*Most Touchdowns Scored on Kickoff Return:*

- 4, Denodus O'Bryant (2009)

ALL-PURPOSE

*Most Yards (since 2004):*

- 2042, Denodus O'Bryant (2012)
- 1853, DeDe Dorsey (2005)
- 1805, Andrew Helmick (2012)
- 1793, Hakeem Abdullah (2007)
- 1751, Denodus O'Bryant (2009)
- 1620, Denodus O'Bryant (2010)
- 1429, Nash Sutherlin (2019)
- 1407, Jamere Holland (2010)
- 1343, Rudy Fleming (2008)
- 1323, Cameron Sanders (2018)

SCORING

*Most Points Scored:*

- 144, Denodus O'Bryant (2009)
- 116, Halley Ferrell (2009)
- 108, DeDe Dorsey (2005)
- 102, Marceo Haywood (1998)
- 102, Denodus O'Bryant (2010)
- 98, Halley Ferrell (2007)
- 96, Dario Camacho (2008)
- 96, Andrew Helmick (2012)
- 90, Adam Saperstein (1991)
- 90, Denodus O'Bryant (2012)
- 90, Payton Rose (2019)**

*Most Touchdowns Scored:*

- 24, Denodus O'Bryant (2009)
- 18, DeDe Dorsey (2005)
- 17, Marceo Haywood (1998)
- 17, Denodus O'Bryant (2010)
- 16, Rudy Fleming (2008)
- 16, Andrew Helmick (2012)
- 15, Adam Saperstein (1991)
- 15, Denodus O'Bryant (2012)
- 15, Payton Rose (2019)**
- 14, Marceo Haywood (1999)
- 14, Hakeem Abdullah (2007)

*Most Consecutive Games Scoring a Touchdown:*

- 12, Marceo Haywood (1998-99)\*

\* scored in all 10 games in 1999

*Most Field Goals Made:*

17, Halley Ferrell (2007)

*Most Extra Points Made by Kicking:*

92, Halley Ferrell (2009)

**DEFENSE***Tackles (since 2004):*

184, Connor Harris (2015)

**175, Drew Seers (2019)**

152, Connor Harris (2014)

138, Connor Harris (2016)

**131, Drew Seers (2021)**

126, Connor Harris (2012)

**120, Grady Daniels (2019)**

108, Darrius Williams (2018)

**103, Grady Daniels (2018)**

100, Darrius Williams (2017)

*Solo Tackles (since 2004):*

86, Connor Harris (2015)

83, Connor Harris (2014)

**76, Drew Seers (2019)**

74, Connor Harris (2016)

**66, Grady Daniels (2019)**

63, Darrius Williams (2017)

61, Wesley Thomas (2016)

60, Connor Harris (2012)

**57, Drew Seers (2021)**

56, Brandon Gould (2008)

*Assisted Tackles (since 2004):***99, Drew Seers (2019)**

98, Connor Harris (2015)

**74, Drew Seers (2021)**

69, Connor Harris (2014)

66, Connor Harris (2012)

64, Connor Harris (2016)

56, Jake Sharp (2005)

54, Donald Cayton (2004)

**54, Grady Daniels (2019)**

53, Darrius Williams (2018)

*Tackles for Loss (since 2004):***17.0, Drew Seers (2019)**

15.0, Mike Sullivan (2004)

14.5, Jeremy Coley (2007)

14.5, Dino Morales (2004)

13.0, T.J. Prell (2009)



**13.0, Tayvian Weary (2019)**

12.5, Connor Harris (2015)

**12.5, Drew Seers (2018)**

11.5, Joe Day (2012)

11.5, Jonathan Harris (2018)

**Connor Harris**  
2012-16**Logen Wright**  
2005-09**Zac Atterberry**  
2004-07**Matt Klingler**  
2014-15*Sacks (since 2004):*

7.5, Billy Ray Uren (2008)

**7.5, Tayvian Weary (2019)**

7.0, Dino Morales (2004)

6.5, Mike Sullivan (2004)

6.5, Mike Sullivan (2005)

6.5, Brian Schaefering (2007)

6.0, Joe Day (2012)

6.0, Cody Reider (2011)

6.0, Cody Reider (2012)

6.0, Jonathan Harris (2016)

6.0, Jonathan Harris (2018)

*Fumble Recoveries (since 2004):*

4, Dan Carlisle (2007)

*Fumble Return Yards (since 2004):*

70, Hakim Thomas (2009)

62, Logen Wright (2006)

48, Stephen Frichtl (2008)

48, DeDe Dorsey (2004)

46, Chris Howard (2011)

46, Wesley Thomas (2016)

*Forced Fumbles (since 2009):*

3, Nick Tepea (2010)

3, Alex Meraz (2009)

*Blocked Kicks (since 2004):*

4, Logen Wright (2009)

**INDIVIDUAL RECORDS - CAREER****TOTAL OFFENSE***Most Plays:***1974, Cade Brister (2018-)**

1192, Ben Kisner (2005-08)

704, Philip Staback (2009-10)

633, Dillon Miller (2012-14)

462, Najee Jackson (2017-19)

449, Denodus O'Bryant (2009-12)

409, Mason Bendigo (2015-18)

389, Nash Sutherlin (2017-)

375, DeDe Dorsey (2004-05)

332, Graham Lindman (2014)

*Most Yards Gained:***12117, Cade Brister (2018-)**

8359, Ben Kisner (2005-08)

7038, Philip Staback (2009-10)

4366, Dillon Miller (2012-14)

3237, Denodus O'Bryant (2009-12)

2655, Najee Jackson (2017-19)

2273, DeDe Dorsey (2004-05)

2266, Mason Bendigo (2015-18)

2024, Ben Gomez (2012-13)

2022, John Uribe (2011)

**RUSHING***Most Rushes:***566, Cade Brister (2018-)**

449, Denodus O'Bryant (2009-12)

405, DeDe Dorsey (2004-05)

389, Nash Sutherlin (2017-)

348, Hakeem Abdullah (2006-07)

268, Nate Orlando (2007-08, 10)

255, Calen Campbell (2015-17)

250, Lavarrie Johnson (2014-15)

237, Marvin Byrd (2011-14)

219, Adam Saperstein (1990)

*Most Yards Gained:*

3237, Denodus O'Bryant (2009-12)

2639, Marceo Haywood (1998-99)

2441, DeDe Dorsey (2004-05)

2195, Adam Saperstein (1990-91)

2054, Hakeem Abdullah (2006-07)

2008, Nash Sutherlin (2017-)

**1840, Cade Brister (2018-)**

1458, Nate Orlando (2007-08, 10)

1407, Cecil Severado (1995-97)

1301, Calen Campbell (2015-17)

*Most Touchdowns Scored:*

38, Denodus O'Bryant (2009-12)

28, Marceo Haywood (1998-99)

**28, Cade Brister (2018-)**

25, DeDe Dorsey (2004-05)

20, Richard Murrell (2007, 09)

19, Nate Orlando (2007-08, 10)

17, Adam Saperstein (1990-91)

17, Marvin Byrd (2011-14)

16, Hakeem Abdullah (2006-07)

16, Nash Sutherlin (2017-)

13, Cecil Severado (1995-97)

13, Dario Camacho (2008)

13, Calen Campbell (2015-17)

**PASSING***Most Attempts:***1408, Cade Brister (2018-)**

1095, Ben Kisner (2005-08)

605, Dillon Miller (2012-14)

602, Philip Staback (2009-10)

487, Cory Nesslage (1993-95)

358, Mason Bendigo (2015-18)

353, Najee Jackson (2017-19)

301, Graham Lindman (2014)

271, John Uribe (2011)

259, Ben Gomez (2012-13)



*Most Completions:*

- 881, Cade Brister (2018-)**
- 638, Ben Kisner (2005-08)
- 426, Philip Staback (2009-10)
- 356, Dillon Miller (2012-14)
- 254, Cory Nesslage (1993-95)
- 196, Najee Jackson (2017-19)
- 170, Mason Bendigo (2015-18)
- 165, John Uribe (2011)
- 155, Ben Gomez (2012-13)
- 155, Graham Lindman (2014)



Brandon Gould - 2009 National Championship Game

*Most Yards Gained:*

- 10277, Cade Brister (2018-)**
- 8546, Ben Kisner (2005-08)
- 7214, Max Brown (1995-98)
- 6710, Philip Staback (2009-10)
- 4440, Dillon Miller (2012-14)
- 3155, Cory Nesslage (1993-95)
- 2445, Najee Jackson (2017-19)
- 2259, Mason Bendigo (2015-18)
- 2204, John Uribe (2011)
- 2189, Ben Gomez (2012-13)



Donald Collier - 2011 vs. Culver-Stockton

*Most Touchdown Passes:*

- 89, Cade Brister (2018-)**
- 70, Philip Staback (2009-10)
- 69, Ben Kisner (2005-08)
- 50, Max Brown (1995-98)
- 30, Dillon Miller (2012-14)
- 23, Cory Nesslage (1993-95)
- 19, John Uribe (2011)
- 18, Mason Bendigo (2015-18)
- 18, Najee Jackson (2017-19)
- 17, Emilia Salazar (2004)
- 17, Ben Gomez (2012-13)

**RECEIVING**

*Most Passes Caught:*

- 178, Payton Rose (2018-)**
- 153, Andrew Helmick (2009-12)
- 147, Jaron Alexander (2012-15)
- 136, Matt Bramow (2008-10)
- 131, Steven Kennedy (2004-06)
- 130, Carlton Rivers (1995-98)
- 124, Rudy Fleming (2008-09)
- 123, Alex Robinson (2011-14)
- 120, Erik Henneman (2017-19)
- 111, Nash Sutherlin (2017-)

*Most Yards Gained:*

- 3133, Payton Rose (2018-)**
- 2828, Andrew Helmick (2009-12)
- 2036, Rudy Fleming (2008-09)
- 1914, Matt Bramow (2008-10)
- 1909, Steven Kennedy (2004-07)
- 1666, Alex Robinson (2011-14)
- 1650, Carlton Rivers (1995-98)
- 1631, Jaron Alexander (2012-15)
- 1512, Denodus O'Bryant (2009-12)
- 1458, George Mumphard (2004-05)

*Most Touchdown Passes Caught:*

- 33, Payton Rose (2018-)**
- 32, Andrew Helmick (2009-11)
- 24, Matt Bramow (2008-10)
- 21, Steven Kennedy (2004-06)
- 19, Rudy Fleming (2008-09)
- 19, Erik Henneman (2017-19)
- 15, George Mumphard (2004-05)
- 15, Denodus O'Bryant (2009-11)
- 13, Deantrell Prince (2016-17)
- 12, Mark Henrie (1994, 1996)
- 12, Marcel Thompson (2008-09)

**PUNTING**

- Highest Average Per Punt (min. 100 punts):*
- 40.2, Edward Burns (2011-14)


**INTERCEPTIONS**

*Most Interceptions:*

- 14, Brandon Gould (2005-09)
- 13, Pierre Desir (2012-13)
- 12, Marcus Klund (2003-06)
- 10, Bakari Triggs (2015-17)
- 9, Ricky McCoy (2016-19)
- 8, Drew Seers (2017-)
- 6, Jake Sharp (2004-05)
- 6, Adarrious Ross (2008-09)
- 6, Brock Reed (2009-12)
- 6, Connor Harris (2015-16)
- 6, Kai Ross (2021-)**
- 5, Jared Shoemaker (2005-07)
- 5, Logen Wright (2005-09)
- 5, Justin Broome (2011-12)

*Most Yards on Interception Returns:*

- 247, Brandon Gould (2005-09)
- 241, Bakari Triggs (2015-16)
- 225, Justin Broome (2011-12)



**Philip Staback**  
2009-10



**Denodus O'Bryant**  
2009-12



**Brandon Gould**  
2005-09



**Pierre Desir**  
2012-13



**PUNT RETURNS**

*Most Punt Returns:*

- 39, Ricky McCoy (2016-19)
- 30, Rudy Fleming (2008-09)
- 29, Mike Bunton (2007-11)
- 29, Tre' Roby (2013-15)
- 26, Spencer Redd (2019-)**
- 25, Thomas Christian (2007)
- 25, Wesley Thomas (2013-16)
- 21, Bobby Mason (2005)
- 18, Kendell Sparks (2016-17)
- 15, Aaron Williams (2004)
- 15, Ricky Moore (2006)

*Most Yards on Punt Returns:*

- 547, Mike Bunton (2007-11)
- 328, Thomas Christian (2007)
- 302, Spencer Redd (2019-)**
- 288, Ricky McCoy (2016-19)
- 279, Rudy Fleming (2008-09)
- 236, Tre' Roby (2013-15)
- 230, Jamere Holland (2010)
- 230, Kendell Sparks (2016-17)
- 228, Bobby Mason (2005)
- 196, Therman McGowan (2011)

*Most Touchdowns Scored on Punt Returns:*

- 4, Mike Bunton (2007-11)
- 3, Therman McGowan (2011)
- 1, seven players

**KICKOFF RETURNS**

*Most Kickoff Returns:*

- 72, Spencer Redd (2019-)**
- 50, Mike Bunton (2007-11)
- 48, Bakari Triggs (2015-17)
- 44, Denodus O'Bryant (2009-12)
- 39, Lavarrie Johnson (2014-15)
- 39, Tre' Roby (2013-15)
- 35, Leonard Durant (2005-08)
- 35, Kendell Sparks (2016-17)
- 29, Cameron Sanders (2018)
- 28, Andrew Helmick (2009-12)

*Most Yards on Kickoff Returns:*

- 1846, Spencer Redd (2019-)**
- 1377, Denodus O'Bryant (2009-12)
- 1102, Bakari Triggs (2015-17)
- 1058, Mike Bunton (2007-11)
- 867, Kendell Sparks (2016-17)
- 791, Leonard Durant (2005-08)
- 780, Tre' Roby (2013-15)
- 759, Lavarrie Johnson (2014-15)
- 679, Andrew Helmick (2009-12)
- 616, Cameron Sanders (2018)
- 509, Nate Orlando (2007-08, 10)

*Most Touchdowns Scored on Kickoff Returns:*

- 8, Denodus O'Bryant (2009-12)
- 2, Mike Bunton (2007-11)
- 2, Roren Thomas (2009)
- 2, Spencer Redd (2019-)**
- 1, Five Players

**ALL-PURPOSE**

*Most Yards (since 2004):*

- 6126, Denodus O'Bryant (2009-12)
- 3797, Andrew Helmick (2009-12)
- 3217, Nash Sutherlin (2017-)
- 3163, Payton Rose (2018-)**
- 2879, Hakeem Abdullah (2006-07)
- 2851, DeDe Dorsey (2004-05)
- 2662, Mike Bunton (2007-11)
- 2661, Spencer Redd (2019-)**
- 2502, Rudy Fleming (2008-09)
- 2500, Nate Orlando (2007-08, 10, 12)

**SCORING**

*Most Points Scored:*

- 372, Denodus O'Bryant (2009-12)
- 329, Halley Ferrell (2006-09)
- 275, James Neal (2010-13)
- 216, Andrew Helmick (2009-12)
- 198, Payton Rose (2018-)**
- 186, Marceo Haywood (1998-99)
- 180, DeDe Dorsey (2004-05)
- 176, Dante Buscaglia (1998-00)
- 168, Cade Brister (2018-)**
- 150, Adam Saperstein (1990-91)

*Most Touchdowns Scored:*


- 62, Denodus O'Bryant (2009-12)

*Most Field Goals Made:*


- 40, Halley Ferrell (2006-09)

*Most Extra Points Made by Kicking:*

- 209, Halley Ferrell (2006-09)



**Andrew Helmick**  
2009-12



**Mike Bunton**  
2007-11



Pierre Desir - 2012 vs. Central Missouri



Mike Bunton - 2011 vs. Graceland



Denodus O'Bryant - 2012 vs. Nebraska-Kearney



With her husband, George Sibley, pioneer educator Mary Sibley founded Lindenwood as a school for young women in 1827. Lindenwood was committed to combining professional issues with academic pursuits, the social with the intellectual, and the spiritual with the physical. In short, Mary Sibley brought holistic higher education to the American frontier.

Lindenwood became a Presbyterian college in 1853 and still maintains a historical relationship with the Presbyterian Church. In 1918, Lindenwood became a four-year college, and in 1969, Lindenwood attempted to strengthen its financial base by becoming co-ed. The school altered its name in 1974. The Lindenwood Colleges referred to the school's individual operations for men and women and also to its accelerated evening program, the Lindenwood College for Individualized Education, and its graduate programs.

During the '70s and '80s, the school struggled with a changing economy and accumulated substantial indebtedness. Enrollments began to decline, and by the spring of 1989, the number of day students had dropped below 1,000. As well, institutional change during those decades had led to some loss of clarity of mission. In view of



these fiscal and cultural challenges, the Board of Directors resolved to "refund" the school by returning to the fundamental precepts of individualized, holistic, values-oriented higher education that combines the practical with the academic. A president experienced in financial management and organizational revitalization was hired to lead the whole Lindenwood community in its collective renewal initiative. The result was a period of rapid growth and innovation that enabled the college to become the higher-education leader that it is today.

At the height of its revival, Lindenwood College became Lindenwood University in 1997. Enrollment burgeoned, and new construction arrived in late 1997 with the Hyland Performance Arena. By 1998-99, the annual enrollment approached 9,500, the faculty was growing, and the school balanced its budgets and increased revenues.

In 2000, Lindenwood dedicated the first of eight new residence halls to be constructed over the next decade—the first such construction in more than 30 years. In 2002, Lindenwood built the beautiful new Spellmann Campus Center. The 136,000-square-foot J. Scheidegger Center for the Arts opened in 2008.

The growth has not slowed. Additional construction has included expansion and renovation of Harmon Hall, now the home of the Robert W. Plaster School of Business and Entrepreneurship, and the 120,000-square-foot Evans Commons opened to great fanfare in 2011. A new athletics building was added in 2012 adjacent to Harlen Hunter Stadium, corresponding with Lindenwood's transition to the NCAA Division II.

Lindenwood opened in 2017 a 100,000-square-foot Library and Academic Resources Center at the front of the campus. The building serves as a hub for student services and academics.

Academically, Lindenwood has grown as well with extension of its longstanding general accreditation, the addition of numerous specialized accreditations for individual programs, and the addition of a number of degree programs, including the school's first doctoral degrees in the School of Education.

Mary Sibley ran a tightly managed school with a resourceful spirit and a clear purpose. She would have been proud of today's Lindenwood.

