



2025

LINDENWOOD FOOTBALL



GAME 6 • UT MARTIN

GAME	LINDENWOOD (2-3, 1-0 OVC-BIG SOUTH) VS UT MARTIN (1-4, 1-0 OVC-BIG SOUTH)	
DATE • TIME	SATURDAY, OCTOBER 4 • 1:00 PM	
SITE	HUNTER STADIUM, ST. CHARLES, MO.	
SERIES	UT MARTIN LEADS 2-0	
BROADCAST	ESPN+ • BOB RAMSEY, ZACH ZOOK	
RADIO	89.1 THE WOOD • ETHAN HANNAFORD, JACOB STONICH	

The Lindenwood football team (2-3, 1-0 OVC-Big South) returns to Association play on Saturday with a matchup against UT Martin (1-4, 1-0 OVC-Big South). Kickoff from Hunter Stadium is set for 1:00 p.m.

The Lions are coming off a 38-0 loss to FBS Miami (OH) last week, their second FBS team that they have played this season and third overall since reclassifying to Division I. Against the Redhawks, Drew Krobath led the receiving corps with 44 yards, and he now paces Lindenwood with 336 yards on the year. Lindenwood is the only school in the OVC-Big South Association with two receivers who have over 300 yards on the year as Rico Bond has 327.

Sanjay Strickland led a defensive effort with a game-high 11 tackles. That is his second-highest single-game total of the year as he had a career-high 13 against Appalachian State on September 6. Strickland along with Jacob Waller have 40+ tackles on the year. Waller paces the squad with 44 after nine more stops last Saturday.

This meeting between the Lions and Skyhawks will be the third between the two squads in the series history. The first two matchups have been in Martin, Tenn. with the Skyhawks winning both. Last season, the Lions fell 33-26 in overtime. Nate Glantz tallied 349 passing yards and one passing and one rushing score.

That was the first career 300 yard passing game for the Elkhorn, Neb. native. He threw for 318 yards against St. Thomas earlier this season. So far this season, the redshirt senior signal caller has compiled 1117 yards through the air and 10 total touchdowns (five passing, five rushing)

Lindenwood is now home for three-straight games after beginning the year with four out of five on the road. After this game against the Skyhawks, the Lions will have a bye, followed by a matchup with No. 9 Tennessee Tech on October 18 and Homecoming on October 25 against Gardner-Webb.

NUMBERS TO KNOW

- 79** The Lions allowed just 79 yards of offense in the first quarter against the Redhawks, their second lowest of any opening quarter this season. The Black and Gold allowed just 28 yards across the first 15 minutes in the season opener against St. Thomas
- 2013** Lindenwood is looking to win back-to-back home games to begin a season for the first time since 2013. That year, the Black and Gold defeated Lincoln University, 24-22, and Missouri S&T 27-10 to win their first two games inside Hunter Stadium
- 46** In last season's game against the Skyhawks, Nate Glantz attempted 46 passes, his most during his Lindenwood career so far. He completed 28 of them, which is also a career-high for completions in a single game so far
- 5** Lindenwood is looking to win its fifth-straight game inside Hunter Stadium on Saturday. The Lions knocked off Charleston Southern, Western Illinois and Southeast Missouri State to end last season, before beating Stony Brook this year

SCHEDULE (2-3, 1-0 OVC-BS)

AUG. 28	AT ST. THOMAS	MIDCO SPORTS PLUS	L, 13-35
SEPT. 6	AT APPALACHIAN STATE	ESPN+	L, 13-20
SEPT. 13	AT CHARLESTON SOUTHERN*	ESPN+	W, 35-28
SEPT. 20	STONY BROOK	ESPN+	W, 30-27
SEPT. 27	AT MIAMI (OH)	ESPN+	L, 0-38
OCT. 4	UT MARTIN*	ESPN+	1:00 P.M.
OCT. 18	#9 TENNESSEE TECH*	ESPN+	1:00 P.M.
OCT. 25	GARDNER-WEBB*	ESPN+	2:00 P.M.
NOV. 1	AT TENNESSEE STATE*	ESPN+	3:30 P.M.
NOV. 8	AT WESTERN ILLINOIS*	ESPN+	1:00 P.M.
NOV. 15	EASTERN ILLINOIS*	ESPN+	2:00 P.M.
NOV. 22	AT SEMO*	ESPN+	1:00 P.M.

*CONFERENCE GAME - ALL GAME TIMES CENTRAL - RANKINGS BY AFCA

LINDENWOOD LEADERS

RUSHING



Jared Rhodes
R-Jr. | RB

59 CAR
224 YARDS
2 TDs

PASSING



Nate Glantz
R-Sr. | QB

87 COMP
153 ATT
1117 YARDS
10 TOT TD

RECEIVING



Drew Krobath
R-So. | WR

18 REC
336 YDS
0 TDs

RETURNS



C.J. Bennett
Fr. | WR

2 RET
42 YDS
21.0 AVG

TACKLES



Jacob Waller
R-Jr. | LB

44 TKL
32 SOLO
12 AST

TFLS



Jacob Waller
R-Jr. | LB

44 TKL
32 SOLO
4 TFL

SACKS



Tajay Passmore
R-Sr. | DE

16 TKL
10 SOLO
2 SACKS

INTS



Sam Owens
R-Fr. | DB

14 TKL
7 SOLO
1 INT

PLAYER SPOTLIGHT



Nolan O'Hara recorded his third-straight game with at least five tackles last Saturday. He had one tackle for loss, which was a big fourth down stop in the first half. So far this season, the Coatesville, Pa. native has 23 tackles. His previous high for a season was eight in 2024



2025 FOOTBALL PROSPECTUS

GENERAL INFORMATION

Name Lindenwood University
Location St. Charles, Mo.
Founded 1832
Enrollment 6,845
Nickname Lions
School Colors Black and Gold
Stadium Harlen C. Hunter Stadium
Affiliation NCAA Division I (FCS)
Conference OVC-Big South Association
President John R. Porter
Athletics Director Jason Coomer
Faculty Representative David Arns
Athletics Phone 636-949-4600
Ticket Office Phone 636-949-4433
Ticket Office Website lindenwoodlions.com/tickets
Institution website www.lindenwood.edu
Athletics website www.lindenwoodlions.com

ATHLETICS COMMUNICATIONS

Football Contact Andrew Honerkamp
Email ahonerkamp@lindenwood.edu
Office Phone 636-949-4358

Secondary Football Contact Payton Hutchins
Email putchins@lindenwood.edu
Mobile Phone 309-251-6444

PRIMARY MEDIA COVERAGE

Lindenwood Campus Media

Name Phone Number
Mane Media Productions 636-949-4461
KCLC (Radio) 636-949-4891

St. Charles/St. Louis Media

Name Phone Number
St. Charles Journal 636-946-6111
St. Louis Post-Dispatch 314-340-8888
KTVI (Channel 2-Fox) 314-213-7831
KMOV (Channel 4-CBS) 314-444-6333
KDSK (Channel 5-NBC) 314-444-5125

COACHING STAFF

Head Coach Jed Stugart
Alma Mater, Year Azusa Pacific (1995)
Record at Lindenwood 43-41 (9th Season)
Career Record 134-65 (19th Season)

Offensive Coordinator/Quarterbacks Dusty Hovorka
Defensive Coordinator/Safeties Eric Inama
Special Teams Coordinator/Corners Bryan Baldwin
Defensive Ends Jarrett Grabbe
Offensive Line Hunter Harris
Wide Receivers Lavell Jackson
Linebackers Alex Garcia
Tight Ends Tommy Crayton
Running Backs Lane Lawson
Defensive Tackles Monty Roe
Defensive Analyst Jordan Perry
Defensive Analyst Nick Hammond
Athletic Performance JC Hull
Director of Football Operations Keagan Roberson
Coordinator of Football Operations Brooke Metcalf
Defensive Quality Control JD Ward
Offensive Quality Control Isaac Akers

2025 SCHEDULE

Date	Opponent	Time/Result	Location
Aug 28	at University of St. Thomas	L, 13-35	St. Paul, Minn.
Sep 6	at Appalachian State	L, 13-20	Boone, N.C.
Sep 13	at Charleston Southern*	W, 35-28	Charleston, S.C.
Sep 20	Stony Brook	W, 30-27	St. Charles, Mo.
Sep 27	at Miami (OH)	L, 0-38	Oxford, Ohio
Oct 4	UT Martin*	1:00 p.m.	St. Charles, Mo.
Oct 18	#9 Tennessee Tech*	1:00 p.m.	St. Charles, Mo.
Oct 25	Gardner-Webb*	2:00 p.m.	St. Charles, Mo.
Nov 1	at Tennessee State*	3:30 p.m.	Nashville, Tenn.
Nov 8	at Western Illinois*	1:00 p.m.	Macomb, Ill.
Nov 15	Eastern Illinois*	2:00 p.m.	St. Charles, Mo.
Nov 22	at SEMO*	1:00 p.m.	Cape Girardeau, Mo.

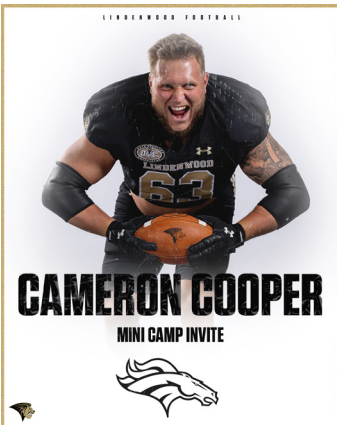
* Association Game | All times are CST | Rankings by AFCA

2025 SEASON

Record 2-3, (1-0 OVC-Big South)
Passing Leader Nate Glantz (87-for-153, 1117 yards, 5 TDs, 5 rush TDs)
Rushing Leader Jared Rhodes (59 attempts, 224 yards, 2 TDs)
Receiving Leader Drew Krobath (18 catches, 336 yards)
Tackles Leader Jacob Waller (44 tackles, 32 solo, 12 assists, 4.5 TFL)
Sack Leader Tajay Passmore (16 tackles, 10 solo, 6 assists, 2 sacks, 1 FF)
TFL Leader Jacob Waller (44 tackles, 32 solo, 12 assists, 4.5 TFL)
Interception Leader Eric Gant (29 tackles, 25 solo, 4 assists, one INT, 7 PBU)



GARETH WARREN
2021-24



CAMERON COOPER
2024



JONATHAN HARRIS
2015-18

- Gareth Warren earned a mini camp invite from the Steelers this offseason
- Warren went on to sign a contract with the franchise after a successful tryout at minicamp
- He started 36 of 39 games played at left tackle and left guard
- Was a three-time All-Conference selection, played in the East-West Shrine Bowl, and was on the Reese's Senior Bowl Watch List
- Cameron Cooper picked up a mini camp invite from the Denver Broncos
- Cooper joined the Lions prior to the 2024 season and started all 12 games at right guard
- He was part of an offensive line that averaged 173.7 rushing yards per game last season
- Cameron's dad, Mark played parts of five seasons with the Broncos and was drafted by Denver in 1983
- Jonathan Harris is currently with the Minnesota Vikings
- Harris accumulated 38.5 tackles for loss for 166 yards and 22.0 sacks for 127 yards in his four-year career
- The Waubonsie Valley product earned all-MIAA accolades in each of his four seasons, and was named to the first-team all-MIAA in his last two years
- Pierre Desir is the only Lindenwood player to be drafted by an NFL Franchise after being selected in the 4th round of the 2014 NFL Draft by the Cleveland Browns
- Desir was recognized as a two-time AFCA All-American, a two-time all-region performer, and a two-time first-team all-MIAA selection
- As a senior in 2005, Dorsey became the first Lion to earn AFCA All-American honors, rushing for 1,600 yards and 16 touchdowns
- Dorsey became the first player in NAIA history to be named as a first-team NAIA All-American on defense and offense in successive seasons
- Following his Lindenwood career, Dorsey played several seasons of professional football, which included winning Super Bowl XLI with the 2006 Indianapolis Colts
- Brian Schaefering played 40 NFL games across four seasons with the Cleveland Browns and Dallas Cowboys
- Schaefering, who played for Lindenwood during the 2007 season, was a first-team all-conference selection and an honorable mention All-American as a Lion
- He led the team in 2007 with 6.5 sacks and was tied for second in the HAAC and 19th in the NAIA with 0.70 sacks a game.



PIERRE DESIR
2012-13



DEDE DORSEY
2004-05



BRIAN SCHAEFERING
2007

OPPONENT BREAKDOWN


RUSHING	G	ATT	YDS.	AVG.	TD	YDS/G
Jase Bauer	5	54	198	3.7	2	39.6
Tommy Ansley	5	35	163	4.7	1	32.6

PASSING	G	COMP-ATT	PCT.	YDS	TD/INT
Jase Bauer	5	88-127	69.3	853	4/2
Bryce Bailey	5	2-3	66.7	54	1/1

RECEIVING	G	NO.	YDS.	AVG.	TD	YDS/G
Bryce Bailey	5	20	331	16.5	2	66.2
Phaizon Wilson	5	12	128	10.7	1	25.6

DEFENSE	G	SOLO	ASST	TOT	TFL	OTHER
Jacob Stevenson	5	17	22	39	1.0	3 BPU
Josh Hastings	5	14	13	27	2.5	1 PBU
Jabaree Dawkins	5	10	14	24	3.0	1 SACK

STATISTICAL COMPARISON


2-3.....	Record.....	1-4
18.2.....	Scoring Offense.....	15.6
29.6.....	Scoring Defense.....	31.6
97.8.....	Rushing Offense.....	123.8
200.0.....	Rushing Defense.....	150.8
2.9.....	Average Rush.....	3.5
5.3.....	Average Rushing Defense.....	4.7
8.....	TDs Rushing.....	4
9.....	TDs Rushing Against.....	12
223.4.....	Passing Offense.....	191.4
256.0.....	Passing Defense.....	244.6
7.25.....	Avg Reception.....	6.84
8.53.....	Avg Reception Against.....	8.15
5.....	TDs Passing.....	5
9.....	TDs Passing Against.....	9
321.2.....	Total Offense.....	315.2
456.0.....	Total Defense.....	395.4
5.0.....	Average Per Play.....	5.0
6.7.....	Avg Per Play Defense.....	6.3
28.9.....	3rd Conversion %.....	36.1
44.3.....	3rd Conversion % Defense.....	45.2
42.9.....	4th Conversion %.....	30.0
66.7.....	4th Conversion % Defense.....	57.1
11-15.....	Red Zone Offense.....	11-12
15-19.....	Red Zone Defense.....	18-20
16/3.2.....	Penalties/Game.....	30/6
28.2.....	Penalty Yards/Game.....	47.0
4.....	Sacks.....	12
15.....	Sacks Allowed.....	11
4.....	Passes Had Intercepted.....	3
2.....	Passes Intercepted.....	4
1.....	Fumbles Lost.....	4
6.....	Fumbles Forced.....	7
30:50.....	Time of Possession.....	32:35

THE LINDENWOOD-UT MARTIN SERIES

THIS WILL BE THE THIRD ALL-TIME MEETING BETWEEN THE SKYHAWKS AND LIONS, BUT THE FIRST IN ST. CHARLES, MO. UT MARTIN LEADS THE SERIES 2-0 AS THEY DEFEATED LINDENWOOD 56-26 IN 2022 AND 33-26 IN OVERTIME LAST SEASON.

LINDENWOOD JUMPED OUT TO A 13-0 LEAD A YEAR AGO BUT HAD TO SCORE WITH 32 SECONDS LEFT AND GET A SUCCESSFUL TWO POINT CONVERSION TO SEND IT TO OVERTIME. IN 2022, UT MARTIN RAN FOR 343 YARDS IN A 56-26 WIN

SERIES HISTORY

OVERALL: UT MARTIN LEADS 2-0
GAMES PLAYED: 2
HOME: 0-1 AWAY: 0-1 NEUTRAL --
GAMES DECIDED BY 3 POINTS OR LESS: N/A
GAMES DECIDED BY 7 POINTS OR LESS: 0-1
MOST POINTS - LWU: 26
MOST POINTS - UTM: 26
FEWEST POINTS - LWU: 26
FEWEST POINTS - UTM: 33
LARGEST WIN: N/A
LARGEST LOSS: 56-26

YEAR-BY-YEAR SERIES

DATE	RESULT	SCORE	LOCATION
9/24/22	L	26-56	MARTIN, TENN.
11/23/24	L	26-33	MARTIN, TENN.



Jed Stugart is in his ninth season as the Lindenwood football head coach in 2025. Stugart has been a head coach for 19 seasons and has an all-time record of 132-62.

In 2024, Lindenwood finished with a 5-7 record, and a 4-4 mark inside conference play. Four of those wins came inside Hunter Stadium, including one of the biggest wins in program history, a 24-12 victory over then-number six ranked Southeast Missouri State on November 9. The Lions finished the season atop the Association in rushing yards per game, averaging 173.7 per contest.

Lindenwood garnered six all-conference selections at the end of the year, including Steve Hall, Jeff Caldwell, Vincent King, and Gareth Warren who were all named to the first team. Hall and Caldwell went on to be named All-Americans and Hall was also named Big South-DVC Offensive Freshman of the Year. Warren went on to compete in the East-West Shrine Bowl.

Under the direction of Stugart in 2023, Lindenwood finished the year with a 3-7 record, with two of those wins coming at home. The Lions opened the season with a convincing 77-9 win over Wisconsin-Stevens Point. In the rout, Lindenwood scored 56 points in the first half, breaking the program record for most points in a first half. Lindenwood took down Tennessee Tech 23-0 on October 7, marking the programs first shutout since 2015.

The Lions totaled four all-conference selections, and six weekly accolades in their first year in the Big South-DVC Association. Jeff Caldwell was a first team selection as a wide receiver, as he led the conference in receiving touchdowns with eight, including hauling in four in a 43-40 comeback win over Western Illinois on September 16.

In its first NCAA Division I season, Stugart guided the Lions to a 7-3 record, including a 4-1 mark inside Hunter Stadium. Lindenwood picked up a thrilling 21-20 road win over Houston Baptist, as they blocked a punt with 28 seconds left, which was recovered in the end zone for a game-winning score. Lindenwood earned another road victory on October 8 in a 52-49 win over Central Arkansas, which was the start of a four-game winning streak. During that stretch, Lindenwood earned its first win inside conference play after defeating Murray State in week six. The Lions received votes in the FCS weekly poll on three different occasions during the year.

Stugart helped produce one of the most successful quarterbacks in program history. Cade Brister capped off his career as the school's leader in passing yards, passing touchdowns, and total offense. The O'Fallon, Mo. native holds nearly every passing record, and is the only player in program history to pass for over 10,000 yards in a Lindenwood uniform, while being the only quarterback to rush for over 1,000 yards in his career. Brister is the only player to be named all-conference by three different leagues. Payton Rose set the all-time mark for receiving yards in a career with 3,366, while hauling in a program best 38 scores across his four-year career and was part of an offense that ranked fourth in NCAA Division I FCS with 509.1 yards per game in 2022.

In 2021, the Lions won their second-consecutive GLVC Championship with another perfect season in league play. Lindenwood closed out the season with a 9-3 record, while going 7-0 in the conference. For the second time in as many seasons in the GLVC, Stugart was named Coach of the Year. Stugart was joined by Drew Seers (defense), Spencer Redd (special teams), and Robert Giaimo (freshman) as major award winners.

The Lions accumulated 21 all-conference selections, while Seers went on to collect two first-team All-American honors. Seers was also voted as a finalist for the Cliff Harris award, which recognizes the top defensive player in the country. Seers was named the D2Football.com Defensive Player of the Year in his final season with the Lions. Lindenwood earned its second appearance in the NCAA Division II Football Playoffs for the second time since joining the NCAA. Academically, the Lions compiled three CoSIDA Academic All-District selections, while two moved on to earn Academic All-American accolades.

In week three of the season, the Lions tied the program record for most rushing touchdowns in a game with eight. Cade Brister ran the ball in five times, which was the most by an individual in 16 years. Lindenwood went into Kirksville, Mo. to upset No. 18 Truman State with the help of three rushing scores from Robert Giaimo. The following week, the Lions earned a win over Quincy with the help of three interceptions from Kai Ross, and a kick return for a touchdown by Spencer Redd. Just two weeks later, Redd returned a punt return for a touchdown for the first time in nine years. Lindenwood capped off the regular season with a win over McKendree, marking 14-consecutive wins for the Lions in the conference.

In the summer of 2020, Lindenwood earned a ranking of No. 13 in the Street and Smith Preseason Poll, while receiving the No. 17 spot in the LINDY'S Sports Preseason Poll. Drew Seers was featured on the College Football American Yearbook Division II Preseason Starting Lineup. Due to the COVID-19 pandemic, the start of the 2020 season was delayed. On October 6, 2020, the GLVC Council of Presidents voted to move the season into the spring semester, which featured a shortened schedule. On March 18, 2021, the Lindenwood football program opted out of the spring season out of concern for the health and well-being of the student-athletes.

Lindenwood had its best year in the NCAA era during the 2019 season, as the Lions earned a berth in the 2019



NCAA Division II Playoffs for the first time in school history. Stugart was named the 2019 GLVC Coach of the Year as the Lions posted a 9-4 overall record, with a perfect 7-0 record in the GLVC to capture the 2019 GLVC Championship. The Lions set four school records over the course of the season, while breaking one game record. Lindenwood rewrote four individual game records and 12 individual season records over the course of 2019.

Lindenwood garnered the GLVC Defensive Player of the Year in Drew and the GLVC Offensive Player of the Year in Cade Brister. Seers was named first-team All-American (Associated Press, AFCA, D2CCA), and second-team All-American (D2Football.com). Brister earned honorable-mention All-American (D2Football.com) recognition and was nominated as a Harlon Hill candidate. Erik Henneman was named second-team All-American (D2Football.com). Seers was named first-team all-region, while Henneman and Payton Rose each earned second-team all-region honors. Lindenwood tallied nine first-team all-GLVC players, with four second-team all-GLVC members, and two more on the honorable-mention list. The Lions earned GLVC Player of the Week 10 times, splitting five on each side of the ball.

Lindenwood ranked eighth in the country with 303 first downs, while standing ninth in the nation with 301.1 passing yards per game. The Lions ranked 16th in NCAA Division II with a 62.4 completion percentage. Stugart and the Lions closed out the 2019 season ranked No. 25 in the final AFCA Division II Coaches Poll of the year. Stugart led the Lions to a 5-1 record at home, including upset victories over No. 24 Truman State and No. 8 Ulind. Lindenwood won a thrilling 45-37 road victory over McKendree in the NCAA Division II Football Showcase Game of the Week. The Lions pulled off a come-from-behind victory over Truman State after rattling off 21 points in the fourth quarter. Lindenwood executed the perfect onside kick, which led to the game-winning touchdown. Lindenwood shocked the conference with a seven-point victory over Ulind, handing the Greyhounds their first conference loss in more than three years. Cade Brister set multiple school records during the game, as he completed 38 passes for 541 yards. The Lions closed out their home slate against Missouri S&T, sending out its senior class in thrilling fashion. On the final play of regulation, Jordan Perry blocked the field goal attempt by the Miners to send the game into overtime. The Lions scored the lone touchdown in the overtime period, giving Lindenwood its most home victories since the 2011 season.





GAME 6 VS UT MARTIN

Stugart and the Lions advanced to the NCAA Division II Playoffs for the first time since joining the NCAA, and proved the doubters wrong. Lindenwood faced No. 5 Ouachita Baptist who stood undefeated on the season. The Lions fought their way to a 41-38 victory over the Tigers, earning their first playoff win since the 2009 season.

In 2018, Stugart led the Lions to 4-7 season with all wins coming on the road. The offense averaged the most plays per game in a single season with 76.0 during the 2018 season. Lindenwood placed 12 players on the all-MIAA football teams, including two first-team honorees. The two first-team selections were the most for Lindenwood since the 2015 season. The Lions had a record-setting game against Missouri Southern in a 51-13 victory in the second game of the season. Lindenwood scored seven touchdowns which tied for second in program history in a single game.

After scoring 42 points in a week three loss, Stugart guided the Lions to their first win over Emporia State in program history with a 48-41 victory. Lindenwood capped off the year with a wild 21-point fourth-quarter comeback victory over Missouri Western. The Lions scored with less than two minutes left in the game on an 11-play 99-yard drive. Lindenwood recovered the ensuing onside kick, and drove down to score the game-winning touchdown with 36 seconds left in the game.

The 2018 season was highlighted by All-American tight end Erik Henneman. Henneman was named first-team All-American by the AFCA, D2CCA, and D2Football.com after hauling in nine touchdowns on 57 receptions for 639 yards. Joining Henneman on the first-team all-MIAA list was senior defensive lineman Jonathan Harris. Harris was named first-team all-MIAA for the second-straight season as he amassed 11.5 tackles for loss and had six sacks in his final season with the Lions. Stugart had 12 Lions earn all-MIAA honors. Following the 2019 NFL Draft, Harris signed a training camp invite deal with the Chicago Bears.

In his first season at Lindenwood, Stugart led the Lions to their best season in five years. Lindenwood won four games, including a road victory at Pittsburg State, one of the toughest places to play in the MIAA. The Lions were also much more competitive in their other games, and they improved their scoring margin by nearly eight points a game. Statistically, Lindenwood had both its top offensive and defensive numbers since the program's first year in the MIAA. The biggest change Stugart made, though, was improving the program's culture, and building the blocks for future success, including signing the largest recruiting class during Lindenwood's NCAA era in 2018. Stugart coached 13 players that earned all-MIAA honors, the highest mark for the program since Lindenwood joined the MIAA. Among the honorees was Jonathan Harris earning first-team all-MIAA honors on the defensive line.

Stugart was the head football coach at Sioux Falls from 2010-16, and turned the program into one of the top ones in NCAA Division II. In seven seasons, he had a record of 65-17, including a 32-5 mark over the last three years. In his first season in 2010, Stugart led the Cougars to a conference championship, and the team advanced to the NAIA National Championship game. The program began the transition to the NCAA Division II level after that. Sioux Falls won 20 games over the next three years, including a 9-2 mark in its first season as a member of the Northern Sun Intercollegiate Conference (NSIC) in 2012.

Stugart earned a bachelor's degree from Azusa Pacific University in 1995 and a master's degree from Northern Colorado in 2003. He earned three letters as a linebacker from Azusa Pacific. Stugart and his wife, Angie, have a son, Gunner, and a daughter, Gracie.

COACHING CAREER

YEAR	SCHOOL	OVERALL RECORD	CONF. RECORD
2006	MidAmerica Nazarene	7-3	7-3
2007	MidAmerica Nazarene	9-3	8-2
2008	MidAmerica Nazarene	10-1	10-0
2010	Sioux Falls	13-1	10-0
2011	Sioux Falls	5-4	0-0
2012	Sioux Falls	9-2	9-2
2013	Sioux Falls	6-5	6-5
2014	Sioux Falls	11-1	11-1
2015	Sioux Falls	9-3	9-2
2016	Sioux Falls	12-1	11-0
2017	Lindenwood	4-7	4-7
2018	Lindenwood	4-7	4-7
2019	Lindenwood	9-4	7-0
2020	Lindenwood	-	-
2021	Lindenwood	9-3	7-0
2022	Lindenwood	7-3	1-3
2023	Lindenwood	3-7	1-5
2024	Lindenwood	5-7	4-4
2025	Lindenwood	2-3	1-0
Career	18th Year	134-65	110-41





DUSTY HOVORKA **OFFENSIVE COORDINATOR**

9TH SEASON AT LINDENWOOD

- Guided an offense that averaged 173.7 rushing yards per game last season
- Steve Hall was named Association Freshman of the Year
- Jeff Caldwell was tabbed an Honorable Mention All-American by AP
- The Lions had four All-Conference Performers in 2022



ERIC INAMA **DEFENSIVE COORDINATOR**

9TH SEASON AT LINDENWOOD

- Had one All-Conference Performer last season in Vincent King
- Earned a shutout win over St. Thomas in Week Four
- Led the OVC-Big South Association in forced fumbles with 13



BRYAN BALDWIN **SPECIAL TEAMS COORDINATOR**

10TH SEASON AT LINDENWOOD

- Helped Logan Seibert earn second team All-Conference accolades last season
- Seibert ranked top 20 nationally in field goal percentage a year ago
- Under Baldwin, Spencer Redd was named the GLVC Special Teams Player of the Year in 2021



JARRETT GRABBE **DEFENSIVE ENDS**

9TH SEASON AT LINDENWOOD

- Led the OVC-Big South in fumbles forced with 13 a year ago
- Accumulated 19 sacks on the year
- Kobe McClendon was named a Stats Perform FCS Freshman All-American in 2022
- Coached Jonathan Harris in 2018 who is now in the NFL with the Minnesota Vikings



LANE LAWSON **RUNNING BACKS**

6TH SEASON AT LINDENWOOD

- In his second season working with the running backs after guiding the safeties previously
- His running back group led the OVC-Big South in rushing yards per game last season at 173.7
- Steve Hall was named the Associations Offensive Freshman of the Year



HUNTER HARRIS **OFFENSIVE LINE**

1ST SEASON AT LINDENWOOD

- Joins the Lindenwood staff after spending 2024 at Quincy University where he coached offensive line and tight ends
- During that time, he coached four all-conference performers, including three on the offensive line
- No stranger to the OVC as he began his collegiate coaching career at former member Murray State



LAVELL JACKSON **WIDE RECEIVERS**

1ST SEASON AT LINDENWOOD

- Joins the staff after spending the last seven seasons at Minnesota State, coaching defensive backs
- He was tabbed to the Football Scoop Minority Watch List in 2022
- Guided the Mavericks to five NCAA DII playoff appearances



TOMMY CRAYTON **TIGHT ENDS**

1ST SEASON AT LINDENWOOD

- Comes to Lindenwood after spending 2024 at University of Texas Permian Basin
- Was recognized on the FootballScoop Minority Rising Starts Watch List
- Recently had stops at Western Illinois, Presbyterian College and Arkansas Tech



ALEX GARCIA **LINEBACKERS**

4TH SEASON AT LINDENWOOD

- First season as Linebackers Coach after spending the first three working with the defensive line
- Helped a defensive unit that led the conference in forced fumbles a year ago
- Had three All-Conference performers on the defense in the last two seasons



MONTY ROE **DEFENSIVE TACKLES**

1ST SEASON AT LINDENWOOD

- Came to Lindenwood after spending the last three years at Graceland as the Associate Head Coach and Defensive Coordinator
- Helped the Yellow Jackets win their first game in three years during the 2022 season
- During the 2024 season, Graceland finished 7-4, earning the most wins for the program in 20 years

SUPPORT STAFF

ISAAC AKERS

OFFENSIVE QUALITY CONTROL

JD WARD

DEFENSIVE QUALITY CONTROL

KENNY BOYER

OFFENSIVE QUALITY CONTROL

RYAN NORTHCOTT

VIDEO COORDINATOR

GUNNAR LEASOR

EQUIPMENT MANAGER

KEAGAN ROBERSON

DIRECTOR OF OPERATIONS

BROOKE METCALF

FOOTBALL OPERATIONS

DAVID SNYDER

CREATIVE

NICK HAMMOND

DEFENSIVE ANALYST

JORDAN PERRY

DEFENSIVE ANALYST

SHERRON SEALS

ON CAMPUS RECRUITING COORDINATOR

JC HULL

PERFORMANCE COACH

MEGAN HICKS

ATHLETIC TRAINER

ZAC BROWN

ATHLETIC TRAINER

CODY PACE

ATHLETIC TRAINER

SHAWN NAGEL

ACADEMIC COORDINATOR



2025 ROSTER

GAME 6 VS UT MARTIN

NO.	NAME	POS.	HT.	WT.	YR.	HOMETOWN/HIGH SCHOOL
0	Ryan Boyd	WR	6-0	192	R-Fr.	St. Louis, Mo./Cardinal Ritter
0	Tajay Passmore	DE	6-3	255	R-Sr.	Queens, N.Y./Mater Dei
1	Rico Bond	WR	6-1	177	Rf.	St. Louis, Mo./East St. Louis
1	Eric Gant	DB	6-1	186	R-Sr.	Poway, Calif./Poway
2	Jarard Mosely	DB	6-2	197	R-Jr.	Riviera Beach, Fla./Cardinal Newman
2	Gavin Shaigineik	QB	6-0	180	R-So.	Orange County, Calif./Tesoro
3	Mason Jones	DB	6-0	195	R-So.	Omaha, Neb./Burke
3	CJ Reese	WR	6-4	195	Fr.	Littleton, Colo./Mountain Vista
4	Kobe McClendon	DL	6-2	263	R-Sr.	St. Louis, Mo./St. Mary's
4	Jalen Smith	WR	6-4	192	R-So.	Shiloh, Ill./O'Fallon Township
5	John Anthony	WR	6-4	202	R-Jr.	Chicago, Ill./Venice
5	Jacob Waller	LB	6-1	212	R-Jr.	Bellevue, Iowa/Bellevue
6	Hoyt Gregory	QB	6-3	211	Fr.	St. Louis, Mo./North Point
6	Jesse Smith	DE	6-5	256	R-So.	Daytona, Fla./Spruce Creek
7	Jayden Patrick	DB	5-11	189	R-Sr.	Tulsa, Okla./Jenks
7	Jared Rhodes	RB	6-1	218	R-Jr.	St. Louis, Mo./Ladue
8	Drew Krobath	WR	6-3	201	R-So.	Fenton, Mo./Rockwood Summit
8	Zach Neilsen	DE	6-3	236	R-Jr.	Brisbane, Australia/Albany Creek State School
9	Pops Battle	QB	6-0	192	R-Fr.	St. Louis, Mo./East St. Louis
9	Zech Pratt	DB	6-1	164	R-Jr.	Houlka, Miss./Tupelo
10	Jacques Wyatt	WR	6-5	189	R-So.	Clarksville, Tenn./Clarksville Academy
11	Caelum Jones	LB	6-4	212	R-So.	Cedar Rapids, Iowa/Xavier
12	Josh Newkirk	DB	6-3	179	R-So.	Bixby, Okla./Bixby
13	Alex Dawkins	DB	6-1	180	R-Jr.	Columbus, Miss./New Hope
14	Marcellus Linton	DB	6-2	180	Jr.	Lake Elsinore, Calif./Lakeside
15	Sanjay Strickland	LB	6-3	219	R-Sr.	Arvada, Colo./Pomona
16	Luke Cook	DB	6-2	176	R-So.	Gallatin, Tenn./Gallatin
17	Ethan Beard	LB	6-5	202	R-So.	Meridian, Idaho/Meridian
18	Nate Glantz	QB	6-2	210	R-Sr.	Elkhorn, Neb./Bellevue West
19	Sam Owens	DB	6-1	190	R-Fr.	Decatur, Ill./Macarthur
20	Elijah Thomas	DB	6-2	200	R-So.	St. Louis, Mo./De Smet
21	Robert Giaimo	RB	5-9	192	R-Sr.	Bartlett, Tenn./Bartlett
22	Steve Hall	RB	5-10	204	R-So.	St. Louis, Mo./MICDS
23	Devon Edwards	LB	6-2	220	R-Sr.	Longmont, Colo./Mead
24	Nolan O'Hara	LB	6-0	221	R-Jr.	Coatesville, Pa./Coatesville Area
25	Noel Vallejo	DB	5-11	167	R-Jr.	Los Angeles, Calif./La Habra
26	River Lakey	RB	5-10	188	R-So.	Frederick, Colo./Frederick
28	Brian Fitzmaurice Jr.	DB	6-0	193	Rf.	Ellisville, Mo./Marquette
29	Aiden Knapke	DB	6-0	194	Fr.	Aurora, Colo./Cherry Creek
30	Andrew Baumgart	LB	6-2	236	Rf.	De Pere, Wis./West De Pere
31	Mason Van Der Brink	LB	6-4	232	R-Fr.	Runnells, Iowa/Southeast Polk
32	Legend Robinson	LB	6-1	220	R-Jr.	Hoisington, Kan./Hoisington
33	Evan Shaigineik	RB	5-6	139	Fr.	Orange County, Calif./Santa Margarita
34	Owen Thomas	LB	6-3	229	R-Fr.	Council Bluffs, Iowa/Lewis Central
35	Bryce Giesler	RB	5-9	199	R-So.	Ste. Genevieve, Mo./Valle Catholic
36	La'Revious Woods	RB	5-8	216	Fr.	East St. Louis, Ill./East St. Louis
37	Will Graham	K	6-0	191	R-So.	Centralia, Ill./Centralia
38	Caleb Jacobmeier	LB	6-1	211	R-So.	Bellevue, Neb./Bellevue West
39	Luke Zook	DB	6-1	192	Fr.	Yorkville, Ill./Yorkville
40	A.J. Vinatieri	P	6-1	185	R-Jr.	Zionsville, Ind./Zionsville
41	Zach Lewis	LB	6-2	235	R-So.	Superior, Colo./Fairview
42	Connor Lander	P	5-11	174	Rf.	St. Louis, Mo./Parkway Central
43	Aiden Grote	TE	6-6	253	Fr.	Bowling Green, Mo./Bowling Green
44	Ke'Andre McClendon	DE	6-2	246	Fr.	St. Louis, Mo./East St. Louis
45	Nelson Pipes	LS	6-2	231	R-Sr.	Hallsville, Mo./Hallsville
47	Nick Manzardo	WR	6-2	188	Fr.	Naperville, Ill./Naperville North

NO.	NAME	POS.	HT.	WT.	YR.	HOMETOWN/HIGH SCHOOL
48	Tristan Ginn	DE	6-3	220	R-Fr.	Henrico, Va./Goodwin
49	Carter Johnson	DB	6-4	215	Fr.	Waukee, Iowa/Waukee
50	Blake Ashby	LB	6-2	229	Fr.	Eureka, Mo./Eureka
51	Brogan Hartmann	K	6-2	188	Fr.	O'Fallon, Ill./O'Fallon Township
52	Jaymason Willingham	LB	6-2	225	R-Sr.	Steilacoom, Wash./Steilacoom
53	Maika Finau	DL	6-2	274	R-Jr.	Makawao, Hawaii/Summit
54	Zach Ely	LS	6-0	202	R-Fr.	Broomfield, Colo./Broomfield
55	Tony Failla	OL	6-3	298	R-Jr.	Omaha, Neb./Millard West
56	Gavin Hulet	OL	6-6	309	R-Sr.	Fort Worth, Texas/Richland
57	David Amaliri	DE	6-4	231	Rf.	Winipeg, Manitoba/Clearwater Academy International
58	Daniel Simon	DE	6-5	260	R-Fr.	Winneconne, Wis./Winneconne
59	Andrew Swingle	OL	6-5	300	R-Fr.	Wildwood, Mo./Eureka
60	Trey Morrison	OL	6-5	336	R-Jr.	Terry, Miss./Terry
62	Jack Berry	LS	6-1	239	R-Jr.	Weldon Spring, Mo./Francis Howell
65	Gabe Gaines	OL	6-3	293	R-So.	Choctaw, Okla./Choctaw
66	Aiden Taylor	OL	6-2	294	R-Fr.	East St. Louis, Ill./East St. Louis
67	Connor Cook	OL	6-9	353	Fr.	Omaha, Neb./Omaha North
69	Eli Freeman	OL	6-5	301	R-So.	Lebanon, Tenn./Lebanon
70	Carter Briddell	OL	6-3	294	Fr.	Wentzville, Mo./North Point
71	Chris Abihudi	DT	6-0	302	R-Fr.	Carpentersville, Ill./Hampshire
72	Cody Kamfonik	OL	6-5	319	R-Jr.	San Diego, Calif./Madison
73	Quinn Brown	OL	6-4	273	Rf.	Wentzville, Mo./Holt
74	Danny Zarco	OL	6-4	304	R-Fr.	Chicago, Ill./Lyons Township
75	Logan Hunter	OL	6-4	321	R-So.	Johnston City, Ill./Johnston City
76	Cam Lawson	OL	6-5	299	R-Jr.	Liberty, Mo./Liberty
77	Joshua Robinson	OL	6-8	300	R-So.	St. Louis, Mo./Cardinal Ritter
78	Jacob O'Donnell	OL	6-6	308	Fr.	Lenexa, Kan./Shawnee Mission Northwest
79	Nate Compere	OL	6-4	301	R-So.	Crystal Lake, Ill./Crystal Lake South
80	Mac Busted	TE	6-7	242	R-So.	Fort Collins, Colo./Fossil Ridge
81	Cole Watson	TE	6-5	233	R-So.	Lawrence, Kan./Lawrence
82	Elijah Roy	WR	6-4	159	Fr.	Colorado Springs, Colo./Pine Creek
83	Luke Birkner	TE	6-2	227	Rf.	Farmington, Mo./Farmington
84	Vaughn Johnson	TE	6-6	237	R-Fr.	Mason, Ohio/William Mason
85	Mason Brown	TE	6-3	240	R-Jr.	Fenton, Mo./Rockwood Summit
86	Darrin Fugitt	TE	6-5	240	R-Jr.	Bolivar, Mo./Bolivar
87	Chris Camy	TE	6-8	247	R-Sr.	Visalia, Calif./El Diamante
88	Christopher Bennett Jr.	WR	5-5	169	Fr.	East St. Louis, Ill./East St. Louis
89	Waylon DeGrave	WR	6-3	207	R-Fr.	Monroe City, Mo./Monroe City
90	Mason Burke	DE	6-4	272	Rf.	Wentzville, Mo./Holt
91	Ashtin Rustemeyer	DT	6-2	273	R-Jr.	St. Charles, Mo./Lutheran St. Charles
92	Reece Satterwhite	DE	6-2	264	Fr.	Owasso, Okla./Owasso
93	Tomasi Finau	DT	6-0	244	R-Jr.	Makawao, Hawaii/King Kekaulike
94	Feki Finau	DT	6-1	289	R-Fr.	Makawao, Hawaii/King Kekaulike
95	Keenan Paschall	DT	6-2	269	R-Fr.	Minneapolis, Minn./DeLaSalle
96	Demetrius Jones	DT	6-2	281	R-Fr.	St. Louis, Mo./Lutheran North
97	Jamison Kemp	DT	6-2	302	R-So.	Omaha, Neb./Omaha Central
98	Andrew Zook	DT	6-4	289	R-So.	Yorkville, Ill./Yorkville
99	Eddie Becu	DT	6-1	292	R-Fr.	Cedar Rapids, Iowa/Xavier
	DeVonta Owens	DB	6-0	181	R-Jr.	Tulsa, Okla./Bixby

PRONUNCIATION GUIDE

Pronunciation Guide

#10 Jacques Wyatt - Jah - Quez
 #11 Caelum Jones - Kay - lum
 #21 Robert Giaimo - G - Ah - Moe
 #35 Bryce Giesler - GEESE - lur
 #23 Devon Edwards - Devin
 #40 AJ Vinatieri - Vin - a - terry

#53 Maika Finau - My - kuh Fee - Now
 #55 Tony Failla - Fuh - Lee - Uh
 #57 David Amaliri - uh MAHL - or - ee
 #72 Cody Kamfonik - Camf - Ahn - ik
 #79 Nate Compere - Compare
 #86 Darrin Fugitt - Few - Get
 #87 Chris Camy - Came - E

#99 Eddie Becu - Bee - koo

Jed Stugart - Stu - Gurt
 Dusty Hovorka - Ho - Vor - Ka
 Eric Inama - Eye - Nam - Uh
 Jarrett Grabbe - Grab



2025 ROSTER - ALPHABETICAL

GAME 6 VS UT MARTIN



Chris Abihudi
FR - DL



David Amaliri
RSD - DE



John Anthony
RJR - WR



Blake Ashny
FR - LB



Pops Battle
RFR - QB



Andrew Baumgart
RFR - LB



Ethan Beard
RSD - LB



Eddie Becu
RFR - DT



Christopher Bennett Jr.
RSD - LS



Jack Berry
RJR - LS



Luke Birkner
RFR - TE



Rico Bond
RFR - WR



Ryan Boyd
RFR - WR



Carter Briddell
FR - OL



Mason Brown
JR - TE



Quinn Brown
RFR - OL



Mason Burke
RFR - DE



Mac Busted
RSD - TE



Chris Camy
RSR - TE



Nate Compere
RSD - OL




Connor Cook
FR - OL



Luke Cook
RSD - DB



Alex Dawkins
RJR - DB



Waylon DeGrave
RFR - WR



Devon Edwards
RSR - LB



Zach Ely
RFR - LS



Tony Failla
RJR - OL



Feki Finau
RFR - DT



Maika Finau
RJR - DL



Tomasi Finau
RJR - DT



Brian Fitzmaurice Jr.
RFR - DB



Eli Freeman
RFR - DB



Darrin Fugitt
RJR - TE



Gabe Gaines
RSD - OL



Eric Gant
RSR - DB



Robert Giaino
RSR - RB



Bryce Geisler
RSD - RB



Tristan Ginn
RFR - DE



Nate Glantz
RSR - QB



Thomas Gothard
RSD - DB



Will Graham
RSD - K



Hoyt Gregory
FR - QB



Aiden Grote
FR - TE



Steve Hall
RSD - RB




Brogan Hartmann
FR - K



Gavin Hulet
RSR - OL




Logan Hunter
RSD - OL



Caleb Jacobmeier
RSD - LB



Carter Johnson
FR - LB



Vaughn Johnson
RFR - TE



Caelum Jones
RSD - LB



Demetrius Jones
RFR - DT



Mason Jones
RSD - DB



Cody Kamfonik
RJR - OL



Jamison Kemp
RSD - DT



Aiden Knapke
FR - DB



Drew Krubath
RSD - WR



River Lakey
RSD - RB



Connor Lander
RFR - K



Cam Lawson
RJR - OL



Zach Lewis
RSD - LB



Marcellus Linton
JR - DB



Nick Manzardo
FR - WR



Ke'Andre McClendon
FR - DE



Kobe McClendon
JR - DL



Trey Morrison
RJR - OL



Jarard Mosely
RJR - DB



Zach Nailsen
RJR - DE



Josh Newkirk
RSD - DB



Jacob O'Donnell
FR - OL



Nolan O'Hara
RJR - LB



DeVonta Owens
RJR - DB



Sam Owens
RFR - DB



Keenan Paschall
RFR - DT



Tajay Passmore
RSR - DE



Jayden Patrick
RSR - DB



Nelson Pipes
RSR - LS



Zech Pratt
RJR - DB



CJ Reese
FR - WR



Jared Rhodes
RJR - RB



Joshua Robinson
RSD - OL



Legend Robinson
RJR - LB



Elijah Roy
FR - WR



Ashtin Rustemeyer
RJR - DT



Reece Saterwhite
FR - DE



Evan Shaigineik
FR - RB



Gavin Shaigineik
RSD - QB



Daniel Simon
RFR - DE



Jalen Smith
RSD - WR



Jesse Smith
RSD - DE



Sanjay Strickland
RSR - LB



Andrew Swingle
RFR - OL



Aiden Taylor
RFR - OL



Elijah Thomas
RSD - DB



Owen Thomas
RFR - LB



Noel Vallejo
RJR - DB



2025 ROSTER - ALPHABETICAL

GAME 6 VS UT MARTIN



Mason Van Der Brink
RFR - LB



AJ Vinatieri
RJR - P



Jacob Waller
RJR - LB



Cole Watson
RSD - TE



Jaymason Willingham
RSR - LB



La'Revious Woods
FR - RB



Jaques Wyatt
RSD - WR



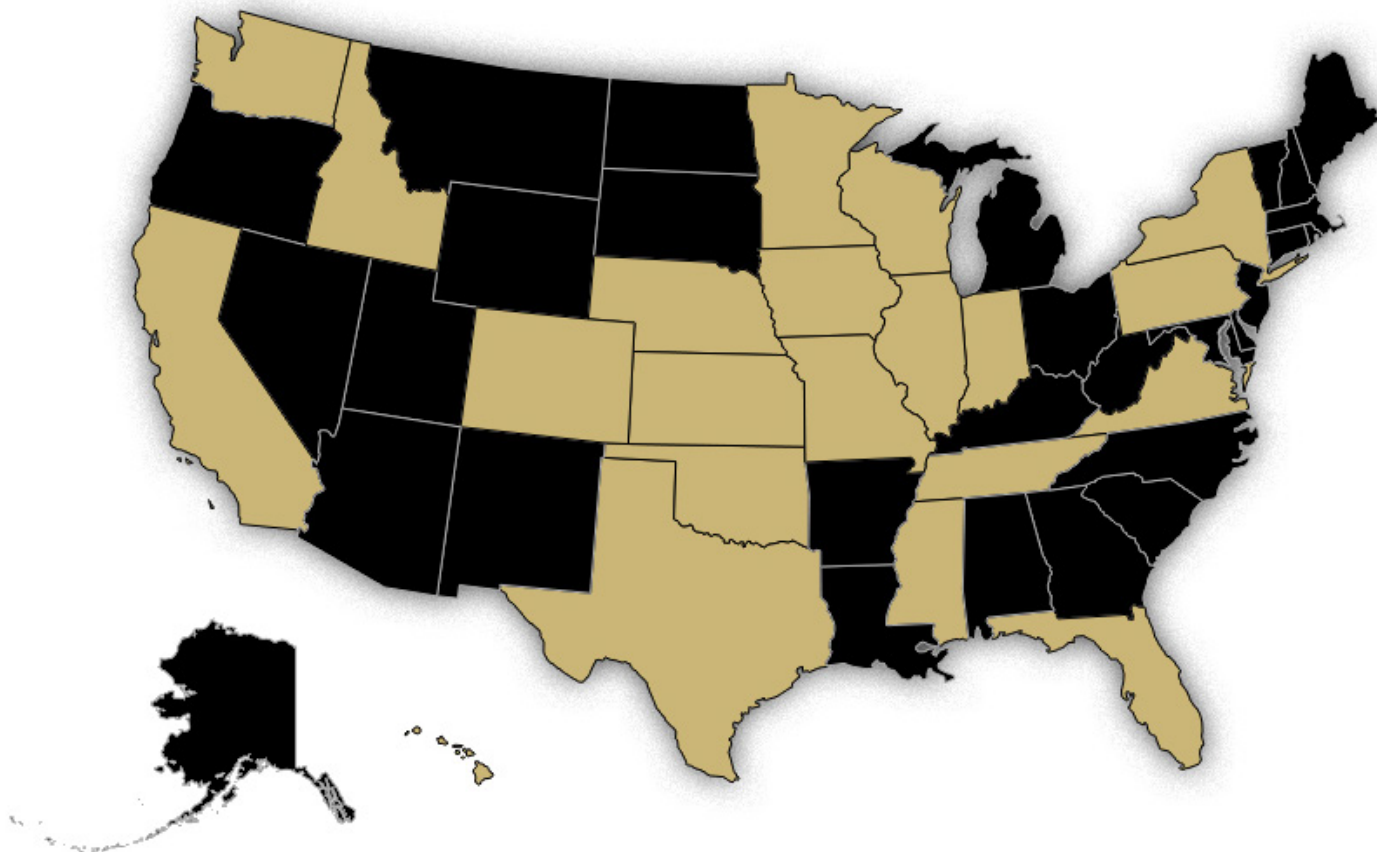
Danny Zarco
RFR - OL



Andrew Zook
RSD - DT



Luke Zook
FR - DB

**California - 7**

Chris Camy
Eric Gant
Cody Kamfonik
Marcellus Linton
Evan Shaigineik
Gavin Shaigineik
Noel Vallejo

Colorado - 9

Mac Busted
Devon Edwards
Zach Ely
Aiden Knapke
River Lakey
Zach Lewis
CJ Reese
Elijah Roy
Sanjay Strickland

Florida - 2

Jarard Mosely
Jesse Smith

Hawaii - 3

Feki Finau
Maika Finau
Tomasi Finau

Idaho - 1

Ethan Beard

Illinois - 14

Chris Abihudi
John Anthony
Christopher Bennett Jr.
Nate Compere
Will Graham
Brogan Hartman
Logan Hunter
Nick Manzrdo
Sam Owens
Jalen Smith
Aiden Taylor
Danny Zarco
Andrew Zook
Luke Zook

Indiana - 1

AJ Vinatieri

Iowa - 6

Eddie Becu
Carter Johnson
Caelum Jones
Owen Thomas
Mason Van Der Brink
Jacob Waller

Kansas - 3

Legend Robinson
Jacob O'Donnell
Cole Watson

Mississippi - 3

Alex Dawkins
Trey Morrison
Zech Pratt

Minnesota - 1

Keenan Paschall

Missouri - 28

Blake Ashby
Pops Battle
Jack Berry
Luke Birkner
Rico Bond
Ryan Boyd
Carter Briddell
Mason Brown
Quinn Brown
Mason Burke
Waylon DeGrave
Brian Fitzmaurice Jr.
Darrin Fugitt
Bryce Giesler
Hoyt Gregory
Steve Hall
Demetrius Jones
Drew Krobath
Connor Lander
Cam Lawson
Ke'Andre McClendon
Kobe McClendon
Nelson Pipes

Jared Rhodes
Joshua Robinson
Ashtin Rustemeyer
Andrew Swingle
Elijah Thomas

Nebraska - 5

Tony Failla
Nate Glantz
Caleb Jacobmeier
Mason Jones
Jamison Kemp

New York - 1

Tajay Passmore

Oklahoma - 6

Gabe Gaines
Thomas Gothard
DeVonta Owens
Josh Newkirk
Jayden Patrick
Reece Satterwhite

Pennsylvania - 1

Nolan O'Hara

Tennessee - 4

Luke Cook
Eli Freeman
Robert Giaimo
Jacques Wyatt

Texas - 1

Gavin Hulet

Virginia - 1

Tristan Ginn

Washington - 1

Jaymason Willingham

Wisconsin - 2

Andrew Baumgart
Daniel Simon

International**Australia - 1**

Zach Nielsen

Canada - 1

David Amiliri



Hunter Stadium is one of the busiest places on campus throughout the year. It is the home for Lindenwood football, men's and women's soccerwomen's lacrosse. The stadium was built in 1976 by the St. Louis football Cardinals as a place to hold their training camp. In 1988, the stadium was renovated and a new artificial turf was installed. Eleven years later in 1999, Hunter Stadium debuted a new turf called Astro Play. After the 2004 season, Hunter Stadium would undergo its biggest renovation. The stadium was to be completely renovated, including end zone seating, a brand new two-story press box with luxury boxes, and a new concession area.

In 2009, the playing surface at the facility was replaced with EnviroTurf. The next renovation was more of an addition. The Student-Athlete Center, an academic success center including coaches' offices, and new locker rooms, was built in 2012. The three-story building was added behind the south end zone. In 2018 a new Ram Turf surface was placed on the field.

The stadium hosted NAIA football playoff games in 2004, 2008, 2009, and 2010 and the NAIA Women's Soccer National Championships in 2001 and 2002. In 2009, 2010, and 2015, the St. Louis Rams held training camp scrimmages at Hunter Stadium. Each of the three games drew over 5,000 specators. During the NFL lockout in 2011, several St. Louis Rams players chose Lindenwood for offseason training. The stadium is named after Dr. Harlen C. Hunter, who founded the St. Louis Orthopedic Sports Medicine Clinic in Chesterfield in 1979, the first clinic of its kind in the St. Louis area. Hunter's contributions were the key to the upgrades of the playing surface in 1988.

STADIUM FACTS

Capacity	6,000
Surface	Ram Turf
Location	St. Charles, Mo.
First Game	1990
First Opponent	Dana (Neb.)
Score	Lindenwood 21-14
All-Time Home Record	110-79



YEAR-BY-YEAR HOME RECORDS

YEAR	RECORD
1990	5-2
1991	2-3
1992	1-4
1993	2-4
1994	2-2
1995	4-3
1996	3-2
1997	4-1
1998	3-1
1999	3-2
2000	1-6
2001	3-2
2002	1-4
2003	3-3
2004	5-1
2005	4-1
2006	4-2
2007	5-0
2008	6-0
2009	7-0
2010	5-1
2011	5-1
2012	4-2
2013	2-3
2014	0-5
2015	2-4
2016	2-3
2017	2-4
2018	0-5
2019	5-1
2020	0-0
2021	4-1
2022	4-1
2023	2-3
2024	4-2
2025	1-0
Overall	110-79



GAME 6 VS UT MARTIN

2025 OVC-BIG SOUTH STANDINGS

SCHOOL	CONF	CONF %	CONF STREAK	OVERALL	PCT	HOME	AWAY	NEUTRAL	STREAK
TENNESSEE TECH	1-0	0.000	W1	4-0	1.000	3-0	1-0	0-0	W4
EASTERN ILLINOIS	1-0	0.000	W1	2-2	.500	1-1	1-1	0-0	W1
LINDENWOOD	1-0	0.000	W1	2-3	.400	1-0	1-3	0-0	L1
UT MARTIN	1-0	0.000	W1	1-4	.200	1-1	0-3	0-0	W1
GARDNER-WEBB	0-0	0.000		2-2	.500	1-0	1-2	0-0	L1
TENNESSEE STATE	0-1	0.000	L1	1-3	.250	1-3	0-0	0-0	L3
CHARLESTON SOUTHERN	0-1	0.000	L1	1-4	.200	1-1	0-3	0-0	W1
SOUTHEAST MISSOURI	0-1	0.000	L1	1-4	.200	1-1	0-3	0-0	L3
WESTERN ILLINOIS	0-1	0.000	L1	1-4	.200	1-1	0-3	0-0	L2

THIS WEEK

DAY	MATCHUP	TIME (CT)
SAT.	WESTERN ILLINOIS AT TENNESSEE TECH	12:00 PM
SAT.	LINDENWOOD VS UT MARTIN	1:00 PM
SAT.	CHARLESTON SOUTHERN AT GARDNER-WEBB	12:30 PM
SAT.	TENNESSEE STATE AT EASTERN ILLINOIS	2:00 PM



2025 OVC-BIG SOUTH PLAYERS OF THE WEEK

OFFENSIVE PLAYER OF THE WEEK

Week	Name	Position	School
1	Nate Hampton	QB	GWU
2	Jax Leatherwood	QB	SEMO
3	Kekoa Visperas	QB	TTU
4	Nate Glantz	QB	LWU
5	Jase Bauer	QB	UTM

DEFENSIVE PLAYER OF THE WEEK

Week	Name	Position	School
1	Jamari Young	LB	GWU
2	Theron Gaines*	DL	TTU
2	Sanjay Strickland*	LB	LWU
3	Jacob Waller	LB	LWU
4	Steve Zayachkowsky	LB	CSU
5	Keyshawn Johnson	LB	UTM

SPECIAL TEAMS PLAYER OF THE WEEK

Week	Name	Position	School
1	Tre' Holloway	WR	TTU
2	Gilbert Brown*	P	CSU
2	Justin Keller	K	SEMO
3	Charlie Viorel	K	GWU
4	Antonio Chadha	K	WIU
5	Antonio Chadha	K	WIU

FRESHMAN OF THE WEEK

Week	Name	Position	School
1	DeVaughn Slaughter	WR	TSU
2	Rico Bond	WR	LWU
3	Connor Wolf	QB	ETU
4	Rico Bond	WR	LWU
5	Jacarre Flemming	RB	ETU

* - Co Player of the Week

LINDENWOOD NEWS & NOTES

Lindenwood is looking to win its fifth-straight game inside Hunter Stadium on Saturday. The Lions knocked off Charleston Southern, Western Illinois and Southeast Missouri State to end last season, before beating Stony Brook this year.

LAST TIME OUT

Lindenwood played its second and final FBS opponent of the season last week, and suffered its first shutout since the 2017 season (lost 19-0 to Northwest Missouri State on Oct. 21) ... The Lions are seeking their first three-game FCS win streak since winning three-straight during the 2022 campaign (defeated Central Arkansas, Eastern Illinois and Murray State from Oct. 8-22).

QUICK GLANTZ

Lindenwood QB NATE GLANTZ was the only Association signal-caller to throw for 200-plus passing yards AND a TD pass in the first four games of the season. In Week 4, he became the second QB in Association history with a 200-yard passing (249) & 100-yard rushing (104) game against Stony Brook. Glantz leads the OVC-Big South with five rushing scores this year, as well as with 1,117 passing yards.

SPECIAL AGENT

Lindenwood R-Freshman Rico Bond leads the Association with four receiving TDs and is tied for the lead with 25 receptions, while his 327 receiving yards rank third. During a three-game span during Weeks 2-4, Bond caught 20 passes for 274 yards and four touchdowns, and reached the end zone in all three contests.



POLLS & RANKINGS

GAME 6 VS UT MARTIN

FCS COACHES POLL

RANK	SCHOOL (FIRST-PLACE VOTES)	2025 RECORD	POINTS	PREVIOUS RANK
1	North Dakota St. (25)	4-0	649	1
2	South Dakota St. (1)	4-0	623	2
3	Tarleton St.	5-0	595	3
4	Montana	4-0	566	4
5	Montana St.	3-2	529	6
6	Illinois St.	3-1	512	5
7	UC Davis	3-1	441	8
8	Lehigh	5-0	430	9
9	Tennessee Tech*#	4-0	426	11
10	Rhode Island	4-1	406	7
11	Southern Illinois	3-1	376	12
12	Monmouth (N.J.)	3-1	322	14
13	Northern Arizona	4-1	301	15t
14	North Dakota	2-2	284	15t
15	Idaho	2-3	249	10
16	West Georgia	5-0	246	20
17	Jackson St.	3-1	224	17
18	Youngstown St.	3-1	205	19
19	Villanova	2-2	150	22
20	UIW	2-3	132	24
21	Austin Peay	3-2	131	25
22	Mercer	3-1	126	23
23	ACU	2-3	111	13
24	Presbyterian	5-0	98	NR
25	Lamar	3-1	73	NR

* - DVC Big South School | # - 2025 Opponent

Others Receiving Votes: South Dakota, 48; Southeastern Louisiana, 33; Harvard, 28; Furman, 27; Dartmouth, 20; Sacramento St., 17; Alabama St., 11; Gardner-Webb, 11; Stephen F. Austin, 11; Yale, 8; North Carolina Central, 6; Richmond, 6; Stony Brook, 6; Western Carolina, 4; Cal Poly, 3; New Hampshire, 3; San Diego, 2; East Tennessee St., 1.

AS OF 9/29/25

STATS PERFORM FCS TOP 25

RANK	SCHOOL (FIRST-PLACE VOTES)	2025 RECORD	POINTS	PREVIOUS RANK
1	North Dakota State	4-0	1,395	1
2	South Dakota State	4-0	1,342	2
3	Tarleton State	5-0	1,271	3
4	Montana	4-0	1,217	5
5	Montana State	3-2	1,203	4
6	Illinois State	3-1	982	7
7	UC Davis	3-1	979	9
8	Rhode Island	4-1	974	6
9	Lehigh	5-0	915	10
10	Southern Illinois	3-1	874	11
11	Tennessee Tech*#	4-0	826	13
12	Idaho	2-3	765	8
13	Northern Arizona	4-1	708	15
14	Monmouth	3-1	680	16
15	North Dakota	2-2	668	14
16	West Georgia	5-0	566	18
17	Jackson State	3-1	422	19
18	Villanova	2-2	336	20
19	Abilene Christian	2-3	298	12
20	Lamar	3-1	285	22
21	South Dakota	2-3	245	17
22	Austin Peay	3-2	241	23
23	Presbyterian	5-0	208	25
24	Youngstown State	3-1	190	24
25	Harvard	2-0	163	NR

* - DVC Big South School | # - 2025 Opponent

Others Receiving Votes: Mercer (3-1, 3-0 SoCon); 126; UIW (2-3, 0-1 Southland); 121; Stephen F. Austin (3-2, 1-0); 48; Sacramento State (2-3, 0-1 Big Sky); 31; Richmond (3-2, 0-1 Patriot); 29; Dartmouth (2-0); 25; Gardner-Webb (2-2); 20; New Hampshire (3-2, 1-0 CAA); 13; Yale (2-0, 1-0 Ivy); 10; North Carolina Central (4-2); 7

AS OF 9/29/25

TRACKING THE LIONS

WEEK	FCS COACHES	STATS PERFORM
PRESEASON	RV	NR
1	—	—
2	—	—
3	—	—
4	—	—
5	—	—

2025 LINDENWOOD FOOTBALL DEPTH CHART

OFFENSE						DEFENSE					
POS	NO	NAME	HT	WT	YR	POS	NO	NAME	HT	WT	YR
QB	18	Nate Glantz	6-2	200	Sr.	DE	0	Tajay Passmore	6-2	255	Sr.
	9	Pops Battle	6-0	192	Fr.		8	Zach Neilsen	6-1	235	Jr.
RB	22	Steve Hall	5-10	205	So.	DT	98	Andrew Zook	6-4	290	So.
	7	Jared Rhodes	6-0	220	Jr.		92	Reece Satterwhite	6-2	258	Fr.
WR	8	Drew Krobath	6-2	205	So.	DT	91	Ashtin Rustemeyer	6-2	280	Jr.
	4	Jalen Smith	6-3	190	So.		53	Maika Finau	6-2	275	Jr.
WR	1	Rico Bond	6-0	180	Fr.	DE	4	Kobe McClendon	6-2	260	Sr.
	89	Waylon DeGrave	6-3	207	Fr.		6	Jesse Smith	6-6	255	So.
WR	0	Ryan Boyd	5-11	185	So.	LB	5	Jacob Waller	6-0	210	Jr.
	3	CJ Reese	6-4	195	Fr.		52	Jaymason Willingham	6-1	227	Sr.
TE	86	Darrin Fugitt	6-4	238	Jr.	LB	24	Nolan O'Hara	6-0	218	Jr.
	81	Cole Watson	6-4	235	So.		41	Zach Lewis	6-1	230	So.
LT	56	Gavin Hulet	6-5	310	Sr.	LB	15	Sanjay Strickland	6-2	220	Sr.
	73	Quinn Brown	6-4	270	Fr.		11	Caelum Jones	6-4	210	So.
LG	79	Nate Compere	6-3	290	So.	CB	7	Jayden Patrick	5-11	185	Sr.
	65	Gabe Gaines	6-3	295	So.		2	Jarard Mosely	6-2	193	Jr.
C	55	Tony Failla	6-2	300	Jr.	S	1	Eric Gant	6-0	190	Sr.
	65	Gabe Gaines	6-3	295	So.		29	Aiden Knapke	6-0	194	Fr.
RG	69	Eli Freeman	6-5	300	So.	S	13	Alex Dawkins	6-0	180	Jr.
	72	Cody Kamfonik	6-5	319	Jr.		3	Mason Jones	5-11	200	So.
RT	59	Andrew Swingle	6-4	300	Fr.	CB	19	Sam Owens	6-1	190	Fr.
	76	Cameron Lawson	6-4	290	Jr.		12	Josh Newkirk	6-3	180	So.

SPECIAL TEAMS

K	37	Will Graham	6-0	190	So.	KR	7	Jayden Patrick	5-11	185	Sr.
	40	AJ Vinatieri	6-1	185	Jr.		88	CJ Bennett	5-5	170	Fr.
H	40	AJ Vinatieri	6-1	185	Jr.	PR	7	Jayden Patrick	5-11	185	Sr.
	18	Nate Glantz	6-2	200	Sr.		88	CJ Bennett	5-5	170	Fr.
P	40	AJ Vinatieri	6-1	185	Jr.						
	37	Will Graham	6-0	190	So.						
LS	45	Nelson Pipes	6-2	230	Sr.						
	62	Jack Berry	6-1	240	Jr.						

2025 LINDENWOOD GAME-BY-GAME STARTERS
OFFENSE

GAME	WR	WR	LT	LG	C	RG	RT	QB	RB	TE	WR
UST	Bond	Anthony	Robinson	Compere	Swingle	Taylor	Hulet	Glantz	Hall	Fugitt	Krobath
APP	Bond	Watson	Hulet	Compere	Failia	Freeman	Swingle	Glantz	Hall	Fugitt	Krobath
CSU	Bond	Smith	Hulet	Compere	Failla	Freeman	Swingle	Glantz	Rhodes	Fugitt	Krobath
STB	Bond	Smith	Hulet	Compere	Failla	Freeman	Swingle	Glantz	Rhodes	Fugitt	Krobath
MOH	Bond	Reese	Hulet	Compere	Failla	Freeman	Swingle	Glantz	Hall	Fugitt	Krobath
UTM											
TTU											
GWU											
TSU											
WIU											
EIU											
SEMO											

DEFENSE

GAME	DE	DT	DT	DE/LB	LB	LB	LB	CB	S	S	CB
UST	McClendon	Zook	Rustemeyer	Passmore	Strickland	Lewis	Willingham	Patrick	Jones	Gant	Owens
APP	McClendon	Zook	Rustemeyer	Passmore	Strickland	Lewis	Waller	Patrick	Dawkins	Gant	Owens
CSU	McClendon	Zook	Rustemeyer	Passmore	Strickland	Lewis	Waller	Patrick	Dawkins	Gant	Owens
STB	McClendon	Zook	Rustemeyer	Passmore	Strickland	O'Hara	Waller	Patrick	Dawkins	Gant	Owens
MOH	McClendon	Rustemeyer	Passmore	Strickland	O'Hara	Waller	Jones	Patrick	Dawkins	Gant	Owens
UTM											
TTU											
GWU											
TSU											
WIU											
EIU											
SEMO											

SPECIAL TEAMS

GAME	KOR	PR	PK	KO	P	LS	HOLD
UST	Bond	Bond	Graham	Graham	Vinatieri	Pipes	Vinatieri
APP	Bond	Bond	Graham	Graham	Vinatieri	Pipes	Vinatieri
CSU	Bennett	Bennett	Graham	Graham	Vinatieri	Pipes	Vinatieri
STB	Bennett	Bennett	Graham	Graham	Vinatieri	Pipes	Vinatieri
MOH	Bennett	Bennett	Graham	Graham	Vinatieri	Pipes	Vinatieri
UTM							
TTU							
GWU							
TSU							
WIU							
EIU							
SEMO							



2025 UT MARTIN ROSTER

GAME 6 VS UT MARTIN

NO.	NAME	POS.	HT.	WT.	YR.	HOMETOWN/HIGH SCHOOL
0	Keyshawn Johnson	OLB	6-3	230	Jr.	Belle Glade, Fla./Grambling State
1	John Gentry	RB	5-11	210	Gr.	Houston, Texas/Sam Houston
1	Josh Hastings	S	6-1	195	Gr.	Cordova, Tenn./Memphis
2	Chris Franklin	RB	5-11	195	R-So.	Little Rock, Ark./Parkview
2	LaMarion Pierce	CB	6-0	175	R-Jr.	Lewisburg, Tenn./Marshall County
3	Bryce Bailey	WR	5-10	175	R-Sr.	Cochran, Ga./Middle Tennessee
3	Joel Castleberry	S	6-0	180	R-So.	Cleveland, Ohio/St. Edward
4	Julian Calvez	QB	6-3	190	Sr.	Orlando, Fla./Grambling State
4	Chris Rhodes	CB	6-0	185	R-Sr.	Kansas City, Mo./Arkansas
5	Phaizon Wilson	WR	6-4	215	R-Jr.	Rochester, N.Y./Akron
6	Jacob Stevenson	S	5-11	180	R-Sr.	Gulfport, Miss./Coahoma CC
6	Dazalin Worsham	WR	6-2	185	Gr.	Eastlake, Ala./West Georgia
7	Tah Mac Bright Banda	LB	6-2	235	Gr.	Houston, Texas/Lamar
7	Armoni Goodwin	RB	5-8	195	R-Sr.	Trussville, Ala./UAB
8	Jase Bauer	QB	6-2	215	R-Sr.	Ankeny, Iowa/Sam Houston
8	JaMichael McGoy, Jr.	CB	5-10	170	R-Sr.	Chattanooga, Tenn./Boyd-Buchanan
9	Shamari Weir	LB	6-0	215	Gr.	Fort Lauderdale, Fla./Coconut Creek
10	Jordan Johnson	S	6-1	200	Sr.	Rolling Fork, Miss./Southern Miss
11	Iese Puni	LB	6-2	250	Sr.	Ewa Beach, Hawaii/West Georgia
12	Tanner Bushee	QB	6-2	180	R-Fr.	Bennington, Vt./Charlotte
12	Doug Newsome	CB	5-11	180	R-Sr.	Orange, Va./Charlotte
13	CJ Cobbins	CB	5-11	170	R-So.	Springfield, Tenn./Springfield
13	Hunter Geissinger	QB	6-5	195	R-Jr.	Canton, Ohio/Lake Erie College
14	Tate Surber	QB	6-3	200	Fr.	McKenzie, Tenn./McKenzie
15	Scottie Alexander	WR	6-1	220	R-Sr.	Collierville, Tenn./Tulsa
15	Eunique Valentine	LB	6-1	230	Gr.	Knoxville, Tenn./Missouri State
16	Jordan Beasley	WR	6-0	180	So.	Cedartown, Ga./Bowdon
16	Na'Drian Dizadare	OLB	6-2	230	Gr.	Shreveport, La./Oklahoma State
17	Devin Queen	WR	6-4	210	R-Sr.	Woodbridge, Va./Old Dominion
18	Deuce Oliver	WR	5-10	150	R-Fr.	Alabaster, Ala./Thompson
18	Ajai Russell	OLB	5-10	220	Jr.	Clinton, Iowa/Iowa Central CC
19	Luke Dyer	QB	6-2	200	Fr.	Mahomet, Ill./Mahomet-Seymour
19	Lebron Edmond	DL	6-4	295	R-Fr.	Jackson, Miss./Murrah
20	Shawn Hardy II	WR	6-2	195	R-Jr.	Kingsland, Ga./Nebraska
21	Jordan Lee	S	6-0	200	R-Fr.	Hendersonville, Tenn./Beech
22	Quincy Hamilton	S	6-0	185	R-So.	Martin, Tenn./Westview
22	Drake Martinez	TE	6-3	240	Sr.	Houston, Texas/Houston Christian
23	Duston Chavis	DL	6-3	265	R-So.	Clarksville, Tenn./Bethel
23	Lamar Smith	LB	6-2	245	R-Fr.	Miami, Fla./Miami Central
24	Jamal Mayers	CB	5-10	175	R-So.	Madison, Ala./James Clemens
25	Cameron Powell	S	6-0	195	R-Fr.	Ocala, Fla./Western Michigan
26	AJ Robinson, Jr.	S	5-10	190	R-Jr.	Memphis, Tenn./Whitehaven
27	Moses Adelowo	RB	6-2	205	Fr.	Aubrey, Texas/Braswell
27	Trey Cotton	S	6-1	190	Fr.	Louisville, Ky./Christian Academy of Louisville
28	Cam Robertson	S	6-1	205	R-Jr.	Memphis, Tenn./Whitehaven
29	Kaleb Almo	S	6-0	210	R-Jr.	Memphis, Tenn./PURE Youth Athletics Alliance
30	Zamaryion Farmer-McCray	S	6-0	185	R-Fr.	Ocala, Fla./Vanguard
31	RG Gordon	S	6-1	195	R-Fr.	DeLand, Fla./Navy Prep
32	Stefan Ponder	LB	6-0	220	R-So.	Nashville, Tenn./Father Ryan
34	Siona Vailahi	RB	5-9	180	R-Fr.	Salt Lake City, Utah/Tyler JC
35	Kobe Askew	WR	6-2	195	R-So.	Hamilton, Ga./Northern Illinois
36	Eithan Everson	CB	6-4	205	Fr.	Pleasant Grove, Ala./Pleasant Grove
37	Jaden Boyd	CB	6-0	170	Fr.	Middleburg, Fla./Middleburg
37	Brandon Sims	K/P	6-0	185	Fr.	Jacksonville, Ill./Jacksonville
38	Darrius Smith	CB	6-1	160	Fr.	Memphis, Tenn./Memphis Academy of Science and Engineering
39	Chris Allen, Jr.	CB	6-3	190	Fr.	Ocala, Fla./Vanguard
39	Thomas Ansley	RB	6-1	225	So.	Palm Desert, Calif./College of the Desert
40	Jake-Ryan Kruger	LS	6-3	220	Jr.	Brentwood, Calif./Butte College
41	Bryce Dailey	OLB	6-4	225	R-Jr.	Memphis, Tenn./Christian Brothers

NO.	NAME	POS.	HT.	WT.	YR.	HOMETOWN/HIGH SCHOOL
42	Ty Perry	DE	6-2	275	R-So.	Birmingham, Ala./Troy
42	Sawyer Phipps	LS	5-9	195	R-So.	McKenzie, Tenn./Trine University
43	Braylen Bowling	LB	6-1	210	Fr.	Carmel, Ind./Brebeuf Jesuit
44	Javion Goins	RB	5-8	180	R-So.	Martin, Tenn./Lindsey Wilson
44	Hayden King	LS	5-10	205	R-So.	Charlotte, Tenn./Creek Wood
45	Christian Stapleton	TE	6-3	240	R-Jr.	Murfreesboro, Tenn./Riverdale
46	Trevor Anthony	OLB	6-3	230	R-Fr.	Memphis, Tenn./Lausanne Collegiate School
46	Peyton Tinsley	WR	6-3	210	Jr.	Jackson, Tenn./Jackson Christian School
47	Jaren Van Winkle	K/P	6-3	200	R-Sr.	Clay, Ala./Southwestern Oklahoma State
48	Cade Hechter	K	6-2	245	Jr.	Sydney, Australia/Bethune-Cookman
48	Jeffery Parker	DL	6-3	245	Fr.	Brownsville, Tenn./Brownsville HS
49	Ashton Guilbeau	K/P	6-0	165	R-So.	Lafayette, La./Southeastern Louisiana
50	AJ Marquez	OL	6-6	290	R-Sr.	Port Charlotte, Fla./Port Charlotte
51	Chris Wilson	DE	6-3	280	R-Fr.	Sylacauga, Ala./B.B. Comer Memorial
53	Jeff Miller	OL	6-3	285	Gr.	Tampa, Fla./West Georgia
55	Eric Lane	OL	6-3	320	R-Jr.	Mobile, Ala./Coffeyville CC
60	Eric McNeil	OL	6-4	320	R-Fr.	Memphis, Tenn./Memphis Central
61	Harlem Trent	OL	6-1	315	R-So.	Bartlett, Tenn./Coahoma
62	Josiah Tingley	OL	6-2	300	Gr.	Cordova, Tenn./Evangelical Christian HS
63	Matt Hagemann	OL	6-5	310	Fr.	Lawrenceburg, Tenn./Lawrence County
64	Dolapo Egunjobi	OL	6-5	330	R-Sr.	Winnipeg, Manitoba/North Dakota
65	Mike Moment	OL	6-3	275	Gr.	Tampa, Fla./WKU
66	Aden Bonner	OL	6-2	295	Fr.	Memphis, Tenn./Memphis East
67	Malachi Bonner	OL	6-3	260	Fr.	Oak Ridge, Tenn./Oak Ridge
68	Garrett Smith	OL	6-3	305	R-Jr.	Portland, Tenn./Portland
70	Andrew Smithberger	OL	6-5	280	So.	Tampa, Fla./Tampa Bay Tech
71	Logan Crouch	OL	6-6	325	R-Jr.	Tulahoma, Tenn./Tulahoma
72	Jai'Lun Hampton	OL	6-9	335	Gr.	Detroit, Mich./Charlotte
73	Ethan Eubanks	OL	6-6	265	Fr.	Oak Ridge, Tenn./Oak Ridge
74	Mitchell Appleton	OL	6-5	325	Gr.	De Soto, Mo./De Soto
75	Khaleel Annunziata	OL	6-6	285	Fr.	Atlanta, Ga./Berkmar
77	Riley Turner	OL	6-5	305	R-Fr.	Tuscaloosa, Ala./American Christian Academy
78	Preston Yarber	OL	6-5	295	R-Jr.	Canton, Texas/Lamar
79	Elijah Bowser	OL	6-5	300	R-Sr.	Houston, Texas/Louisiana Tech
80	Isaac Moore	WR	6-2	185	Fr.	Camden, Tenn./Camden Central
81	Anthony Carter	WR	6-0	170	R-Fr.	Snellville, Ga./South Gwinnett
82	AJ McNeil	WR	6-1	180	Fr.	Carrollton, Ga./Carrollton
84	Landon Okla	TE	6-2	240	Fr.	Brentwood, Tenn./Brentwood
85	Jaren Bowling	TE	6-4	230	R-So.	Carmel, Ind./Brebeuf Jesuit
86	Tanner Crandall	WR	5-11	185	Jr.	Gilbert, Ariz./Ventura College
87	Burke Mickelsen	TE	6-4	230	R-Jr.	Redmond, Utah/Golden West College
88	Hyatt Timosiek	TE	6-6	240	R-So.	Lockport, Ill./Northern Illinois
89	Jack Irwin	WR	5-8	175	R-Fr.	Monroe, Wash./Monroe
90	Jordyn Jackson	DT	6-3	230	Fr.	Hueytown, Ala./Hueytown
91	Na'Devean Sears	DL	6-3	235	Fr.	Memphis, Tenn./Craigmont
92	Polo Mahoni	DL	6-3	310	Sr.	West Valley City, Utah/FIU
93	Broderick Tommie, Jr.	NT	6-3	290	R-So.	Marietta, Ga./Marietta
94	Pati So'oalo	DL	6-3	325	R-Jr.	Federal Way, Wash./Tyler JC
96	Jabaree Dawkins	DL	6-4	265	Gr.	Eustis, Fla./Garden City CC
97	Toby Camp	DT	6-3	300	R-Sr.	Attalla, Ala./Etowah
97	Cason Totten	K	5-6	160	R-So.	Martin, Tenn./Westview
98	Fungani 'Aho	DL	6-5	300	Fr.	Pelehake, Tongatapu/Donelson Christian Academy
98	Alex Nolen	K/P	5-10	180	R-So.	Alamo, Tenn./Crockett County HS
99	Gavin Grant	P	6-0	190	Fr.	Collierville, Tenn./Collierville
99	Daveon Johnson	DT	6-3	280	Fr.	Jackson, Tenn./Jackson Central Merry
	Kaleb Costner	TE	6-3	245	Gr.	Daytona Beach, Fla./Stetson
	Keyshaun Pipkin	WR	6-2	205	R-Jr.	Indianapolis, Ind./Northern Illinois

UT MARTIN FOOTBALL DEPTH CHART

OFFENSE						DEFENSE					
POS	NO	NAME	HT	WT	YR	POS	NO	NAME	HT	WT	YR
QB	8	Jase Bauer	6-2	220	RSr.	DE	96	Jabaree Dawkins	6-4	270	RSr.
	4	Julian Calvez	6-3	190	Sr.		51	Chris Wilson	6-3	280	RFr.
RB	1	John Gentry	5-11	210	Gr.	NT	97	Toby Camp	6-3	300	RSr.
	39	Tommy Ansley	6-1	225	So.		93	Brodrick Tommie Jr.	6-3	290	RSo.
WR	5	Phaizon Wilson	6-4	215	RJr.	DT	19	Lebron Edmond	6-4	295	RFr.
	20	Shawn Hardy II	6-2	195	RJr.		23	Duston Chavis	6-3	265	RSo.
WR	15	Scottie Alexander	6-1	220	RSr.	LB	0	Keyshawn Johnson	6-3	230	Jr.
	6	Dazalin Worsham	6-2	185	Gr.		31	Ajai Russell	5-10	220	Jr.
WR	3	Bryce Bailey	5-10	175	RSr.	LB	11	Iese Puni	6-2	250	Sr.
	18	Deuce Oliver	5-10	150	RFr.		7	Tah Mac Bright Banda	6-2	235	Sr.
TE	22	Drake Martinez	6-3	240	Sr.	LB	9	Shamari Weir	6-0	215	Gr.
	46	Andrew Smithberger	6-5	280	So.		16	Na'Drain Dizadare	6-2	225	Gr.
LT	72	Jai'Lun Hampton	6-9	335	RJr.	LB	30	Zanayon Famer-McCray	6-0	185	RFr.
	74	Mitchell Appleton	6-5	325	Gr.		29	Kaleb Almo	6-0	210	RJr.
LG	71	Logan Crouch	6-6	325	RJr.	DB	8	JaMichael McGoy Jr.	5-10	170	RSr.
	55	Eric Lane	6-3	320	RJr.		12	Doug Newsome	5-11	180	RSr.
C	62	Josiah Tingley	6-2	300	Gr.	S	6	Jacob Stevenson	5-11	180	RSr.
	70	Andrew Smithberger	6-5	280	So.		10	Jordan Johnson	6-1	200	Sr.
RG	64	Dolapo Egunjobi	6-5	330	RSr.	S	1	Josh Hastings	6-1	200	Gr.
	55	Eric Lane	6-3	320	RJr.		3	Joel Castleberry	6-0	180	RSo.
RT	79	Elijah Bowser	6-5	300	RSr.	DB	2	LaMarion Pierce	6-0	165	RJr.
	78	Preston Yarber	6-5	295	RJr.		4	Chris Rhodes	6-0	185	RSr.

SPECIAL TEAMS

K	37	Brandon Sims	6-0	185	Fr.	KR	6	Dazalin Worsham	6-2	185	Gr.
	47	Jaren Van Winkle	6-3	200	RSr.		15	Scottie Alexander	6-1	220	RSr.
H	47	Jaren Van Winkle	6-3	200	RSr.	PR	18	Deuce Oliver	5-10	150	RFr.
	37	Brandon Sims	6-0	185	Fr.		3	Bryce Bailey	5-10	175	RSr.
P	47	Jaren Van Winkle	6-3	200	RSr.						
	37	Brandon Sims	6-0	185	Fr.						
LS	44	Hayden King	5-10	230	RJr.						
	40	Jake-Ryan Kruger	6-3	220	Jr.						



**2025-26 Lindenwood Football
Overall Team Statistics
All games**

Page 1/2
as of Sep 27, 2025

Team Statistics

	LINDEN	OPP
Scoring	91	148
Points per game	18.2	29.6
Points Off Turnovers	28	14
First Downs	86	104
Rushing	23	47
Passing	54	53
Penalty	9	4
Rushing Yardage	489	1000
Yards gained rushing	646	1052
Yards lost rushing	157	52
Rushing attempts	167	189
Average per rush	2.9	5.3
Average per game	97.8	200.0
TDs Rushing	8	9
Passing Yardage	1117	1280
Comp-Att-Int	87-154-4	93-150-2
Average per pass	7.3	8.5
Average per catch	12.8	13.8
Average per game	223.4	256.0
TDs Passing	5	9
Total offense	1606	2280
Total plays	321	339
Average per play	5.0	6.7
Average per game	321.2	456.0
Kick returns: #-Yards	6-131	7-168
Punt returns: #-Yards	5-49	16-136
Int returns: #-Yards	2-20	4-67
Kick return average	21.8	24.0
Punt return average	9.8	8.5
Int return average	10.0	16.8
Fumbles-Lost	5-1	6-5
Penalties-Yards	16-141	37-332
Average per game	28.2	66.4
Punts-Yards	32-1306	21-950
Average per punt	40.8	45.2
Net punt average	35.9	39.1
Kickoffs-Yards	18-1117	28-1624
Average per kick	62.1	58.0
Net kick average	37.2	37.9
Time of possession / game	30:50	29:10
3rd-down conversion	20/69	31/69
3rd-down pct	29%	45%
4th-down conversion	3/7	6/9



2025-26 Lindenwood Football
Overall Team Statistics
All games

Page 2/2
as of Sep 27, 2025

	LINDEN	OPP
4th-down pct	43%	67%
Sacks by-Yards	4-21	15-103
Misc Yards	0	0
Touchdowns scored	13	19
Field goals - attempts	1-4	4-7
On-Side kicks	1-1	1-1
Red-zone scores	(11-15) 73%	(15-19) 79%
Red-zone touchdowns	(10-15) 67%	(11-19) 58%
PAT-attempts	(10-13) 77%	(16-16) 100%
2-point conversion-attempts	(0-0) 0%	(3-3) 100%
Attendance	4716	52821
Games / Avg per game	1/4716	4/13205
Neutral site games	-	0/0

Score by Periods

Team	1st	2nd	3rd	4th	OT	TOT
Lindenwood	7	40	13	31	0	91
Opponents	38	24	47	39	0	148



2025-26 Lindenwood Football Individual Statistics All games

Page 1/2
as of Sep 27, 2025

Rushing

Player	gp	att	gain	loss	net	avg	td	lg	avg/g
Jared Rhodes	5	59	241	17	224	3.8	2	48	44.8
Nate Glantz	5	53	218	103	115	2.2	5	51	23.0
Steve Hall	4	34	124	11	113	3.3	1	16	28.3
La'Revious Woods	5	8	38	3	35	4.4	0	19	7.0
Christopher Bennett Jr	4	2	23	0	23	11.5	0	15	5.8
Jalen Smith	5	1	0	0	0	0.0	0	0	0.0
Rico Bond	5	1	0	1	-1	-1.0	0	0	-0.2
Darrin Fugitt	5	1	0	2	-2	-2.0	0	0	-0.4
Pops Battle	2	2	2	8	-6	-3.0	0	2	-3.0
Drew Krobath	5	1	0	7	-7	-7.0	0	0	-1.4
Team	5	5	0	5	-5	-1.0	0	0	-1.0
Total	5	167	646	157	489	2.9	8	51	97.8
Opponents	5	189	1052	52	1000	5.3	9	77	200.0

Passing

Player	gp	effic	comp-att-int	pct	yds	td	lg	avg/g
Nate Glantz	5	123.7	87-153-4	56.9	1117	5	45	223.4
Pops Battle	2	0.0	0-1-0	0.0	0	0	0	0.0
Total	5	122.9	87-154-4	56.5	1117	5	45	223.4
Opponents	5	150.8	93-150-2	62.0	1280	9	72	256.0

Receiving

Player	gp	no.	yds	avg	td	lg	avg/g
Rico Bond	5	25	327	13.1	4	34	65.4
Drew Krobath	5	18	336	18.7	0	41	67.2
Jalen Smith	5	15	194	12.9	0	30	38.8
Darrin Fugitt	5	10	107	10.7	0	37	21.4
Jared Rhodes	5	9	49	5.4	0	19	9.8
John Anthony	1	4	90	22.5	1	45	90.0
Steve Hall	4	4	-3	-0.8	0	3	-0.8
La'Revious Woods	5	1	6	6.0	0	6	1.2
Christopher Bennett Jr	4	1	11	11.0	0	11	2.8
Total	5	87	1117	12.8	5	45	223.4
Opponents	5	93	1280	13.8	9	72	256.0

Punt Returns

Player	no.	yds	avg	td	lg
Christopher Bennett Jr	2	42	21.0	0	31
Rico Bond	3	7	2.3	0	6
Total	5	49	9.8	0	31
Opponents	16	136	8.5	1	29

Interceptions

Player	no.	yds	avg	td	lg
Eric Gant	1	-3	-3.0	0	0
Sam Owens	1	23	23.0	0	23
Total	2	20	10.0	0	23
Opponents	4	67	16.8	0	40

Kick Returns

Player	no.	yds	avg	td	lg
Rico Bond	3	44	14.7	0	21
Christopher Bennett Jr	3	87	29.0	0	39
Total	6	131	21.8	0	39
Opponents	7	168	24.0	0	48

Fumbles Recovered

Player	no.	yds	avg	td	lg
Sanjay Strickland	1	0	0.0	0	0
Kobe McClendon	1	0	0.0	0	0
Zach Lewis	1	0	0.0	0	0
Andrew Baumgart	1	0	0.0	0	0
Total	5	0	0.0	0	0
Opponents	1	0	0.0	0	0



2025-26 Lindenwood Football Combined Team Statistics All games

Page 2/3
as of Sep 27, 2025

Field Goals

Player	fg	pct.	01-19	20-29	30-39	40-49	50-99	lg	blk
Will Graham	1-4	25.0	0-0	0-2	1-2	0-0	0-0	31	0
Opponents	4-7	57.1	0-0	3-5	1-1	0-0	0-1	33	0

Scoring

Player	td	fg	PAT					dxp	saf	pts
			kick	rush	rcv	pass				
Nate Glantz	5	-	-	-	-	-	-	-	-	30
Rico Bond	4	-	-	-	-	-	-	-	-	24
Will Graham	-	1-4	10-13	-	-	-	-	-	-	13
Jared Rhodes	2	-	-	-	-	-	-	-	-	12
John Anthony	1	-	-	-	-	-	-	-	-	6
Steve Hall	1	-	-	-	-	-	-	-	-	6
Total	13	1-4	10-13	0	0	0	0	0	0	91
Opponents	19	4-7	16-16	0	3	3	0	0	0	148

Score by Periods

Team	1st	2nd	3rd	4th	OT	TOT
Lindenwood	7	40	13	31	0	91
Opponents	38	24	47	39	0	148

Punting

Player	no.	yds	avg	lg	tb	fc	i20	50+	blk
A.J. Vinatieri	31	1306	42.1	66	2	8	7	4	0
Team	1	0	0.0	0	0	0	0	0	1
Total	32	1306	40.8	66	2	8	7	4	1
Opponents	21	950	45.2	62	4	6	9	4	0

Punt Returns

Player	no.	yds	avg	td	lg
Christopher Bennett Jr	2	42	21.0	0	31
Rico Bond	3	7	2.3	0	6
Total	5	49	9.8	0	31
Opponents	16	136	8.5	1	29

Kick Returns

Player	no.	yds	avg	td	lg
Rico Bond	3	44	14.7	0	21
Christopher Bennett Jr	3	87	29.0	0	39
Total	6	131	21.8	0	39
Opponents	7	168	24.0	0	48

All Purpose

Player	g	rush	rcv	pr	kr	ir	total	avg/g
Rico Bond	5	-1	327	7	44	0	377	75.4
Drew Krobath	5	-7	336	0	0	0	329	65.8
Jared Rhodes	5	224	49	0	0	0	273	54.6
Jalen Smith	5	0	194	0	0	0	194	38.8
Christopher Bennett Jr	4	23	11	42	87	0	163	40.8
Nate Glantz	5	115	0	0	0	0	115	23.0
Steve Hall	4	113	-3	0	0	0	110	27.5
Darrin Fugitt	5	-2	107	0	0	0	105	21.0
John Anthony	1	0	90	0	0	0	90	90.0
La'Revious Woods	5	35	6	0	0	0	41	8.2
Sam Owens	5	0	0	0	0	23	23	4.6
Eric Gant	5	0	0	0	0	-3	-3	-0.6
Pops Battle	2	-6	0	0	0	-6	-6	-3.0
Total	5	489	1117	49	131	20	1806	361.2
Opponents	5	1000	1280	136	168	67	2651	530.2

Total Offense

Player	g	plays	rush	pass	total	avg/g
Nate Glantz	5	206	115	1117	1232	246.4
Jared Rhodes	5	59	224	0	224	44.8
Steve Hall	4	34	113	0	113	28.3
La'Revious Woods	5	8	35	0	35	7.0
Christopher Bennett Jr	4	2	23	0	23	5.8
Rico Bond	5	1	-1	0	-1	-0.2
Darrin Fugitt	5	1	-2	0	-2	-0.4
Pops Battle	2	3	-6	0	-6	-3.0
Drew Krobath	5	1	-7	0	-7	-1.4
Total	5	321	489	1117	1606	321.2
Opponents	5	339	1000	1280	2280	456.0



2025-26 Lindenwood Football
Overall Defense Statistics
All games

Page 1/1
as of Sep 27, 2025

Team Defense

			Tackles				Sacks	Pass defense			Fumbles	blkd		
##	Player	gp	ua	a	tot	tfl/yds	no-yds	int-yds	brup	qbh	fr-yds	ff	kick	saf
5	Jacob Waller	5	32	12	44	4-5
15	Sanjay Strickland	5	18	22	40	3.5-11	1-8	.	1	.	1-0	1	.	.
1	Eric Gant	5	25	4	29	.	.	1--3	7
24	Nolan O'Hara	5	12	11	23	2.5-3	1-2	.	.	1
13	Alex Dawkins	5	10	11	21	1-1
0	Tajay Passmore	5	10	6	16	3-13	2-11	.	.	1	.	2	.	.
6	Jesse Smith	5	7	9	16	0.5-1	.	.	.	1
4	Kobe McClendon	5	7	9	16	1.5-2	.	.	.	2	1-0	.	.	.
19	Sam Owens	5	7	7	14	.	.	1-23	1
7	Jayden Patrick	5	8	5	13	.	.	.	4	.	.	1	.	.
41	Zach Lewis	4	8	4	12	1-2	1-0	1	.	.
52	Jaymason Willingham	3	7	4	11
11	Caelum Jones	5	5	3	8
29	Aiden Knapke	5	4	3	7	1	.	.
12	Josh Newkirk	5	3	4	7	1-1
49	Carter Johnson	4	5	2	7
32	Legend Robinson	5	3	3	6	.	.	.	1
92	Reece Satterwhite	5	1	4	5
30	Andrew Baumgart	5	4	1	5	1-0	.	.	.
98	Andrew Zook	5	1	3	4
4	Jalen Smith	5	3	1	4
91	Ashtin Rustemeyer	5	1	3	4	2
8	Zach Neilsen	4	3	1	4
45	Nelson Pipes	5	2	1	3
53	Maika Finau	5	.	2	2
3	CJ Reese	4	2	.	2
9	Zech Pratt	4	1	1	2
38	Caleb Jacobmeier	5	1	1	2	1-3
44	Ke'Andre McClendon	2	1	1	2
99	Eddie Becu	2	1	1	2
37	Will Graham	5	.	1	1
59	Andrew Swingle	5	1	.	1
20	Elijah Thomas	5	1	.	1
2	Jarard Mosely	5	1	.	1
40	A.J. Vinatieri	5	1	.	1
	Totals	5	196	140	336	19-42	4-21	2-20	14	7	5-0	6	0	0
	Opponents	5	151	152	303	38-155	15-103	4-67	24	18	1-0	5	2	0



2025-26 Lindenwood Football Team Game-by-Game All games

Page 1/1
as of Sep 27, 2025

Date	Opponent	Rushing				Receiving				Passing				Kick Returns				Punt Returns				tot
		no.	yds	td	lg	no.	yds	td	lg	cmp	att	int	yds	td	lg	no.	yds	td	lg	no.	yds	td
08/28/2025	at St. Thomas (MN)	35	132	1	19	18	318	1	45	18-30-0	318	1	45	3	44	0	21	3	7	0	6	450
09/06/2025	at App State	33	-1	1	8	20	217	1	26	20-36-2	217	1	26	1	39	0	39	0	0	0	0	216
09/13/2025	at Charleston So.	30	83	4	15	20	246	1	36	20-34-0	246	1	36	0	0	0	0	1	31	0	31	329
09/20/2025	Stony Brook	40	216	2	51	20	249	2	34	20-29-0	249	2	34	2	48	0	35	1	11	0	11	465
09/27/2025	at Miami (OH)	29	59	0	9	9	87	0	33	9-25-2	87	0	33	0	0	0	0	0	0	0	0	146
Lindenwood		167	489	8	51	87	1117	5	45	87-154-4	1117	5	45	6	131	0	39	5	49	0	31	1606
Opponents		189	1000	9	77	93	1280	9	72	93-150-2	1280	9	72	7	168	0	48	16	136	1	29	2280

Lindenwood Averages

Games	Avg/ rush	Avg/ catch	Pass effc	KR avg	PR avg	All purpose avg/game	Total offense avg/game
5	2.9	12.8	122.9	21.8	9.8	361.2	321.2

Date	Opponent	Tackles				Sacks	Fumble	Pass Defense				blkd	PAT attempts				off		
		ua	a	total	tfl-yds	no-yds	ff	fr-yds	int-yds	qbh	brup	kick	kick	rush	rcv	saf	t/o	pts	
08/28/2025	at St. Thomas (MN)	36	24	60	4.0-6	0-0	0	0-0	0-0	0	2	0	1-2	0	0	0	0	13	
09/06/2025	at App State	29	46	75	2.0-10	1-8	3	3-0	1-3	1	4	0	1-2	0	0	0	7	13	
09/13/2025	at Charleston So.	50	18	68	7.0-8	0-0	2	1-0	1-23	2	1	0	5-5	0	0	0	14	35	
09/20/2025	Stony Brook	41	16	57	4.0-14	3-13	1	1-0	0-0	3	4	0	3-4	0	0	0	7	30	
09/27/2025	at Miami (OH)	40	36	76	2.0-4	0-0	0	0-0	0-0	1	3	0	0-0	0	0	0	0	0	
Lindenwood		196	140	336	19.0-42	4-21	6	5-0	2-20	7	14	0	10-13	0	0	0	28	91	
Opponents		151	152	303	38.0-155	15-103	5	1-0	4-67	18	24	2	16-16	0	3	0	14	148	

Date	Opponent	Punting										Field Goals			Kickoffs			
		no.	yds	avg	long	blkd	tb	fc	50+	i20	md-att	long	blkd	no.	yds	avg	tb	ob
08/28/2025	at St. Thomas (MN)	2	82	41.0	42	0	1	1	0	0	0-3	0	0	3	190	63.3	1	0
09/06/2025	at App State	8	350	43.8	60	0	0	1	1	2	0-0	0	0	2	130	65.0	1	0
09/13/2025	at Charleston So.	7	292	41.7	52	0	0	1	1	1	0-0	0	0	6	348	58.0	3	0
09/20/2025	Stony Brook	4	162	40.5	46	0	0	3	0	1	1-1	31	0	6	384	64.0	5	1
09/27/2025	at Miami (OH)	11	420	38.2	66	1	1	2	2	3	0-0	0	0	1	65	65.0	0	0
Lindenwood		32	1306	40.8	66	1	2	8	4	7	1-4	31	0	18	1117	62.1	10	1
Opponents		21	950	45.2	62	0	4	6	4	9	4-7	33	0	28	1624	58.0	16	1

LINDENWOOD FOOTBALL RECORD BOOK



EST. 1990

TEAM RECORDS - SINGLE GAME

TOTAL OFFENSE

Most Plays:

98 vs. Culver-Stockton (2000)

Most Yards Gained:

735 vs. Evangel (2010)

RUSHING

Most Rushes:

63 vs. Culver-Stockton (1997)

Most Yards Gained:

417 vs. Northeastern State (2017)

Most Rushing Touchdowns:

8 vs. Culver-Stockton (2010)

8 vs. Kentucky Wesleyan (2021)

PASSING

Most Attempts:

62 vs. Culver-Stockton (2000)

Most Completions:

38 vs. Ulndy (2019)

Most Yards Gained:

552 vs. Evangel (2010)

Most Touchdown Passes:

7 vs. William Jewell (2022)

6 vs. Baker (2010)

6 vs. Nebraska-Kearney (2012)

6 vs. William Jewell (2021)

SCORING

Most Points:

90 vs. Culver-Stockton (2010)

Most Points, Both Teams:

113 vs. Lambuth (2008)

Most Points, First Quarter

28 vs. Northwestern (2001)

28 vs. Graceland (2010)

28 vs. Culver-Stockton (2011)

Most Points, Second Quarter

36 vs. Central Methodist (2010)

Most Points, Third Quarter

37 vs. Ottawa (2009)

Most Points, Fourth Quarter

26 vs. Graceland (2011)

Most Points, First Half

56 vs. Wisconsin-Stevens Point (2023)

49 vs. Evangel (2010)

49 vs. Central Methodist (2010)

49 vs. Graceland (2010)

49 vs. Culver-Stockton (2011)

Most Points, Second Half

44 vs. Ottawa (2009)

Most Touchdowns Scored:

13 vs. Culver-Stockton (2010)

Most PAT Made by Kicking:

12 vs. Culver-Stockton (2010)

Most Two-Point Conversions:

2 vs. Benedictine (2008)

Most Field Goals Made:

4 vs. Avila (2007)

ALL-PURPOSE

Most Yards (since 2004):

1046 vs. Culver-Stockton (2010)

TOTAL DEFENSE

Fewest Total Offense Yards Allowed:

77 vs. Central Methodist (2004)

Fewest Rushing Yards Allowed:

-7 vs. Peru State (1992)

-7 vs. Graceland (2011)

Fewest Passing Yards Allowed:

29 vs. Missouri Valley (1991)

Most Sacks Recorded by:

7 vs. Evangel (2004)

7 vs. Taylor (1995)

7 vs. Emporia State (2016)

INTERCEPTIONS

Most Passes Intercepted by:

6 vs. St. Xavier (1993)

Most Yards on Interception Returns:

130 vs. Central Oklahoma (2016)

Most Touchdowns on Interception Returns:

2 vs. Avila (2004)

2 vs. Nebraska-Kearney (2016)

Most Fumble Recoveries:

9 vs. Trinity International (1991)

Most Turnovers:

9 vs. Trinity International (1991)



Hakim Thomas - 2009 National Championship Game



Matt Angell & Rudy Fleming - 2009 vs Ottawa

INDIVIDUAL RECORDS - SINGLE GAME

TOTAL OFFENSE

Most Plays:

74, Cade Brister vs. Central Missouri (2018)
 74, Cade Brister vs. Missouri Western (2018)
 70, Cade Brister vs. Ulndy (2019)
 69, Cade Brister vs. Eastern Illinois (2022)
 68, Cade Brister vs. Central Oklahoma (2018)
 67, Cade Brister vs. Midwestern State (2019)
 64, Cade Brister vs. Northwest Missouri (2019)
63, Nate Glantz vs. UT Martin (2024)
 62, Najee Jackson vs. Emporia State (2017)
 62, Cade Brister vs. Eastern Washington (2019)

Most Yards Gained:

554, Cade Brister vs. Ulndy (2019)
 475, Cade Brister vs. Central Arkansas (2022)
 474, Ben Gomez vs. Nebraska-Kearney (2012)
 458, Philip Staback vs. Baker (2010)
 433, Ben Kisner vs. Morningside (2008)
 426, Cade Brister vs. SEMO (2022)
 418, Philip Staback vs. Missouri Valley (2010)
 415, Cade Brister vs. Central Missouri (2018)
 406, Ben Gomez vs. Evangel (2008)
 406, Cade Brister vs. William Jewell (2022)

RUSHING

Most Rushes:

43, DeDe Dorsey vs. Graceland (2005)
 40, Marceo Haywood vs. Evangel (1999)
 36, Derron Parquet vs. MidAmerica Nazarene (2004)
 35, Adam Saperstein vs. Cumberland (1990)
 35, Adam Saperstein vs. Hardin-Simmons (1991)
 32, Ron Huskey vs. Missouri Valley (2000)
 32, DeDe Dorsey vs. Northwestern (2004)
 31, Sherwin Ellis vs. Northwestern (2003)
 31, Derron Parquet vs. Central Methodist (2004)
 31, Derron Parquet vs. Missouri Valley (2004)
 31, DeDe Dorsey vs. Hastings (2004)
 31, DeDe Dorsey vs. Evangel (2005)

Most Yards Gained

271, DeDe Dorsey vs. Graceland (2005)
259, Steve Hall vs. Western Illinois (2024)
 246, DeDe Dorsey vs. Evangel (2005)
 235, Marceo Haywood vs. Butler (1999)
 235, Adam Saperstein vs. Cumberland (1990)
 231, Nash Sutherlin vs. Southwest Baptist (2019)
 228, Denodus O'Bryant vs. Washburn (2012)
 220, Adam Saperstein vs. St. Ambrose (1991)
 215, DeDe Dorsey vs. Culver-Stockton (2004)
 214, Adam Saperstein vs. Hardin-Simmons (1991)

Most Touchdowns Scored by Rushing:

6, DeDe Dorsey vs. Graceland (2005)
 5, Adam Saperstein vs. Hardin-Simmons (1991)
 5, Cade Brister vs. Kentucky Wesleyan (2021)
 5, Cade Brister vs. Central Arkansas (2022)
4, Steve Hall vs. Western Illinois (2024)
 3, numerous times

Longest Rush:

93, Steve Hall vs. Western Illinois (2024)
 88, Denodus O'Bryant vs. Washburn (2012)
 87, Nash Sutherlin vs. Pittsburg State (2018)
 84, Denodus O'Bryant vs. Central Missouri (2011)
 84, Richard Murrell vs. Georgetown (2007)
 82, Denodus O'Bryant vs. Evangel (2009)
 81, Sherwin Ellis vs. Evangel (2003)
 81, Hakeem Abdullah vs. Georgetown (2007)
 80, Donnie Dillard vs. Trinity International (1995)
 80, Wallace Santee vs. Central Methodist (1997)
 80, Denodus O'Bryant vs. Pittsburg State (2012)
 79, DeDe Dorsey vs. Central Methodist (2005)

PASSING

Most Attempts:

59, Cade Brister vs. Ulndy (2019)
 58, Mike Hofbauer vs. Baker (2000)
 57, Graham Lindman vs. Northwest Missouri (2014)
 55, Dillon Miller vs. Fort Hays (2014)
 54, Graham Lindman vs. Central Oklahoma (2014)
 53, Cade Brister vs. Central Missouri (2018)
 53, Cade Brister vs. Missouri Western (2018)
 53, Cade Brister vs. Northwest Missouri (2019)
 52, Dillon Miller vs. Lincoln (2013)
 52, Dillon Miller vs. Central Missouri (2013)

Most Completions:

38, Cade Brister vs. Ulndy (2019)
 37, Cade Brister vs. Truman State (2019)
 34, Dillon Miller vs. Lincoln (2013)
 32, Ben Kisner vs. Morningside (2008)
 31, Dillon Miller vs. Fort Hays (2014)
 30, Max Brown vs. Benedictine (1997)
 30, Mike Hofbauer vs. Baker (2000)
 31, Cade Brister vs. Missouri Western (2018)
 30, Najee Jackson vs. Emporia State (2017)
 29, Dillon Miller vs. Central Missouri (2013)
 29, Najee Jackson vs. Fort Hays (2017)
 29, Cade Brister vs. Central Missouri (2018)

Most Yards Gained:

541, Cade Brister vs. Ulndy (2019)
 480, Ben Gomez vs. Nebraska-Kearney (2012)
 445, Ben Kisner vs. Morningside (2008)
 439, Mike Hofbauer vs. Baker (2000)
 436, Philip Staback vs. Baker (2010)
 413, Cade Brister vs. Central Arkansas (2022)
 407, Ben Gomez vs. Lincoln (2012)
 406, Ben Kisner vs. Evangel (2008)
 404, Philip Staback vs. Missouri Valley (2010)
 401, Cade Brister vs. McKendree (2019)

Most Touchdown Passes:


6, Philip Staback vs. Baker (2010)
 6, Ben Gomez vs. Nebraska-Kearney (2012)
 5, Max Brown vs. Graceland (1996)
 5, Ben Kisner vs. Lambuth (2008)
 5, Philip Staback vs. Central Methodist (2010)
 5, Philip Staback vs. Avila (2010)
 5, Ben Gomez vs. Lincoln (2012)
 5, Cade Brister vs. Emporia State (2018)
 5, Cole Dugger vs. Western Illinois (2023)
 5, Cole Dugger vs. William Jewell (2021)



Billy Clark
2007-10



Ben Kisner
2005-08



Hakeem Abdullah
2006-07



Jeff Hynes
2006-09



Alex Robinson - 2011 vs. Central Missouri



Philip Staback - 2009 National Championship Game



Marcel Thompson - 2009 vs. Ottawa



Malach Radigan - 2012 vs. Lincoln

Longest Pass:

93, Nate Glantz to Jeff Caldwell vs. St. Thomas (2024)

- 88, Cory Nesslage to Mark Henrie vs. Peru State (1994)
- 87, Dillon Miller to Denodus O'Bryant vs. Pittsburg State (2012)
- 85, Emilia Salazar to George Mumphard (2004)
- 85, Mason Bendigo to DeSean Warren vs. Pittsburg St.(2016)
- 83, Dillon Miller to Andrew Helmick vs. Winona State (2012)
- 83, Dillon Miller to Alex Robinson vs. Central Missouri (2013)
- 82, John Uribe to Andrew Helmick vs. Azusa Pacific (2011)
- 80, Bryce MacDonald to Jim Paddock vs. Okla. Panhandle (1992)
- 80, Dillon Miller to Denodus O'Bryant vs. Pittsburg State (2012)

RECEIVING

Most Passes Caught:

- 16, Jaron Alexander vs. Central Missouri (2013)
- 15, Mike Wyrick vs. Culver-Stockton (2000)
- 14, Deantrell Prince vs. Washburn (2016)
- 12, Dominic Peterson vs. Culver-Stockton (2007)
- 11, Mario Patton vs. St. Xavier (1995)
- 11, Jamere Holland vs. Missouri Valley (2010)
- 11, Jaron Alexander vs. Central Missouri (2014)
- 11, Erik Henneman vs. Truman State (2019)
- 10, numerous times

Most Yards Gained:

- 218, Andrew Helmick vs. Missouri Southern (2012)
- 213, Andrew Helmick vs. Truman State (2012)
- 201, Andrew Helmick vs. Winona State (2012)
- 200, Andrew Helmick vs. Nebraska-Kearney (2012)
- 200, Payton Rose vs. William Jewell (2022)
- 185, Jeff Caldwell vs. Western Illinois (2023)
- 184, George Mumphard vs. MidAmerica Nazarene (2005)
- 180, Payton Rose vs. Keiser (2022)
- 177, Payton Rose vs. Quincy (2019)
- 176, Carlton Rivers vs. Benedictine (1996)
- 175, Deantrell Prince vs. Fort Hays (2017)
- 174, Mike Wyrick vs. Culver-Stockton (2000)
- 174, Jeff Caldwell vs. Gardner-Webb (2024)

Most Touchdown Passes Caught:

- 4, Jeff Caldwell vs. Western Illinois (2023)
- 4, Jeff Caldwell vs. Eastern Illinois (2024)
- 4, Erik Henneman vs. Missouri Southern (2018)
- 3, Mario Patton vs. Graceland (1996)
- 3, Mark Henrie vs. Olivet Nazarene (1994)
- 3, Andrew Helmick vs. Texas A&M-Kingsville (2011)
- 3, Andrew Helmick vs. Kansas Wesleyan (2011)
- 3, Andrew Helmick vs. Missouri Southern (2012)
- 3, Erik Henneman vs. Truman State (2019)
- 3, Payton Rose vs. Quincy (2019)
- 3, Payton Rose vs. William Jewell (2021)
- 3, Payton Rose vs. William Jewell (2022)
- 3, Payton Rose vs. McKendree (2022)
- 3, Jeff Caldwell vs. William Jewell (2022)
- 2, numerous times



Erik Henneman
2017-19



Rudy Fleming
2008-09



Matt Bramow
2008-10



Dillon Miller
2012-14

PUNTING
Longest Punt:

- 81, Zac Atterberry vs. William Jewell (2004)
- 76, Reggie Kratzer vs. Central Methodist (1999)
- 75, Zac Atterberry vs. Graceland (2006)
- 72, Zac Atterberry vs. MidAmerica Nazarene (2007)
- 71, Zac Atterberry vs. Culver-Stockton (2004)

INTERCEPTIONS
Most Interceptions:

- 3, Bakari Triggs vs. Central Oklahoma (2016)
- 3, Kai Ross vs. Quincy (2021)
- 2, numerous times

Most Yards on Interception Returns:

- 125, Derek Coxson vs. Evangel (2006)
- 123, Bakari Triggs vs. Central Oklahoma (2016)
- 100, Larry Gladney vs. Culver-Stockton (2006)
- 99, Tyler Kasper vs. Georgetown (2007)
- 99, Darion Bolden vs. Murray State (2022)
- 96, Jared Shoemaker vs. Central Methodist (2005)
- 96, Justin Broome vs. Saint Joseph's (2011)
- 85, Blake Conreaux vs. Graceland (2008)
- 82, Logen Wright vs. Central Methodist (2006)
- 82, Drew Seers vs. Pittsburg State (2018)

Longest Interception Return:

- 100, Larry Gladney vs. Culver-Stockton (2006)
- 100, Derek Coxson vs. Evangel (2006)
- 99, Darion Bolden vs. Murray State (2022)
- 96, Jared Shoemaker vs. Central Methodist (2005)
- 94, Justin Broome vs. Saint Joseph's (2011)
- 85, Blake Conreaux vs. Graceland (2008)
- 82, Logen Wright vs. Central Methodist (2006)
- 82, Drew Seers vs. Pittsburg State (2018)
- 80, Jim Paddock vs. Southwestern (1990)
- 79, Cody Fogle vs. Culver-Stockton (2010)



Sterling Thomas
2012-15



Billy Ray Uren
2005-09

PUNT RETURNS
Most Punt Returns:

- 6, Thomas Christian vs. Evangel (2007)
- 5, Julian Smith vs. MidAmerica Nazarene (1996)
- 5, Julian Smith vs. Georgetown (1993)
- 5, Mike Bunton vs. Graceland (2011)
- 5, Mike Bunton vs. Missouri S&T (2011)
- 5, Wesley Thomas vs. Pittsburg State (2016)
- 4, numerous times

Most Yards on Punt Returns:

- 116, Adam Saperstein vs. Missouri Valley (1991)
- 113, Mike Bunton vs. Graceland (2011)
- 100, Jamere Holland vs. Culver-Stockton (2010)
- 98, Mike Bunton vs. Texas A&M-Kingsville (2011)
- 92, Mike Bunton vs. Graceland (2011)
- 89, Cornelius Campbell vs. Graceland (1999)
- 86, Jamere Holland vs. Central Methodist (2010)
- 85, Adam Saperstein vs. Lane (1991)
- 85, Julian Smith vs. Midland Lutheran (1995)
- 84, Damian James vs. Culver-Stockton (2009)

Longest Punt Return:

- 90, Mike Bunton vs. Saint Joseph's (2011)
- 89, Cornelius Campbell vs. Graceland (1999)
- 85, Adam Saperstein vs. Lane (1991)
- 85, Julian Smith vs. Midland Lutheran (1995)
- 84, Jamere Holland vs. Central Methodist (2010)
- 80, Therman McGowan vs. Culver-Stockton (2011)
- 79, Damian James vs. Culver-Stockton (2009)
- 77, Mike Bunton vs. Texas A&M-Kingsville (2011)
- 76, Andrew Helmick vs. Missouri Southern (2012)
- 72, Adam Saperstein vs. Missouri Valley (1991)

KICKOFF RETURNS
Most Kickoff Returns:

- 8, Lavarrie Johnson vs. Northwest Missouri (2014)
- 6, Bobby Mason vs. Benedictine (2005)
- 6, Tobias vs. Evangel (2000)
- 6, Julian Smith vs. Findlay (1995)
- 6, Lavarrie Johnson vs. Pittsburg State (2015)
- 6, Cameron Sanders vs. Central Oklahoma (2018)
- 6, Spencer Redd vs. Eastern Washington (2019)

Most Yards on Kickoff Returns:

- 198, Cameron Sanders vs. Central Oklahoma (2018)
- 165, Spencer Redd vs. Missouri S&T (2019)
- 163, Spencer Redd vs. Quincy (2021)
- 157, Spencer Redd vs. Quachita Baptist (2019)
- 153, Bakari Triggs vs. Missouri Western (2016)
- 144, Tony Tobias vs. Evangel (2000)
- 143, McCray Harris vs. Missouri Valley (2006)
- 142, Denodus O'Bryant vs. Central Missouri (2012)
- 140, Nate Orlando vs. Carroll (2008)
- 137, Spencer Redd vs. Davenport (2019)

Longest Kickoff Return:

- 100, Andrew Helmick vs. Central Oklahoma (2011)
- 100, Denodus O'Bryant vs. Central Missouri (2012)
- 99, Spencer Redd vs. Tennessee Tech (2023)
- 99, Bakari Triggs vs. Missouri Western (2017)
- 97, Tony Tobias vs. Olivet Nazarene (2000)
- 97, McCray Harris vs. Missouri Valley (2006)
- 97, Lavarrie Johnson vs. Washburn (2014)
- 97, Spencer Redd vs. Quachita Baptist (2019)
- 97, Spencer Redd vs. Quincy (2021)
- 95, Denodus O'Bryant vs. Benedictine (2010)

ALL-PURPOSE YARDS
Most Yards (since 2004):

- 328, Andrew Helmick vs. Missouri Southern (2012)
- 311, Denodus O'Bryant vs. Pittsburg State (2012)
- 307, Denodus O'Bryant vs. Benedictine (2010)
- 278, Denodus O'Bryant vs. Washburn (2012)
- 273, Denodus O'Bryant vs. Culver-Stockton (2010)
- 271, Denodus O'Bryant vs. Central Missouri (2012)
- 271, DeDe Dorsey vs. Graceland (2005)
- 267, Steve Hall vs. Western Illinois (2024)**
- 266, Hakeem Abdullah vs. Central Methodist (2007)
- 264, Andrew Helmick vs. Truman (2012)



Matt Bramow - 2009 National Championship Game


Connor Harris - 2016 vs. Missouri Southern
SCORING
Most Points Scored:

- 36, DeDe Dorsey vs. Graceland (2005)
- 30, Adam Saperstein vs. Hardin-Simmons (1991)
- 30, Cade Brister vs. Kentucky Wesleyan (2021)
- 30, Cade Brister vs. Central Arkansas (2022)
- 24, Adam Saperstein vs. Lane (1991)
- 24, Nate Orlando vs. Culver-Stockton (2010)
- 24, Andrew Helmick vs. Missouri Southern (2012)
- 24, Steve Hall vs. Western Illinois (2024)**
- 24, Jeff Caldwell vs. Eastern Illinois (2024)
- 24, Jeff Caldwell vs. Western Illinois (2023)

Most Touchdowns Scored:

- 6, DeDe Dorsey vs. Graceland (2005)
- 5, Adam Saperstein vs. Hardin-Simmons (1991)
- 5, Cade Brister vs. Kentucky Wesleyan (2021)
- 5, Cade Brister vs. Central Arkansas (2022)
- 4, Adam Saperstein vs. Lane (1991)
- 4, Nate Orlando vs. Culver-Stockton (2010)
- 4, Steve Hall vs. Western Illinois (2024)**
- 4, Jeff Caldwell vs. Eastern Illinois (2024)
- 4, Jeff Caldwell vs. Western Illinois (2023)
- 3, numerous times

Most Field Goals Made:

- 5, Logan Seibert vs. Charleston Southern (2024)
- 4, Halley Ferrell vs. Avila (2007)
- 3, Halley Ferrell vs. Baker (2007)
- 3, Halley Ferrell vs. Central Methodist (2007)
- 3, Dante Buscaglia vs. Baker (2000)
- 3, Dante Buscaglia vs. Culver-Stockton (1998)
- 3, Steve Pinkerton vs. Southwest Minnesota State (1992)
- 3, James Neal vs. William Jewell (2010)
- 3, James Neal vs. Texas A&M-Kingsville (2011)
- 3, Logan Seibert vs. Tennessee Tech (2023)
- 3, Logan Seibert vs. St. Thomas (2024)
- 3, Logan Seibert vs. Houston Baptist (2022)

Most Extra Points Made by Kicking:

- 11, Logan Seibert vs. Wisconsin-Stevens Point (2023)
- 11, James Neal vs. Graceland (2010)
- 10, Dante Buscaglia vs. Central Methodist (1999)
- 10, Halley Ferrell vs. William Jewell (2009)
- 10, James Neal vs. Culver-Stockton (2011)
- 9, Logan Seibert vs. McKendree (2022)
- 9, Halley Ferrell vs. Evangel (2009)
- 9, Halley Ferrell vs. Central Methodist (2009)


Justin Broome - 2011 vs. Central Missouri
Most Extra Points Attempted by Kicking:

- 11, Logan Seibert vs. Wisconsin-Stevens Point (2023)
- 11, James Neal vs. Graceland (2010)
- 10, Dante Buscaglia vs. Central Methodist (1999)
- 10, Halley Ferrell vs. Culver-Stockton (2009)
- 10, Halley Ferrell vs. William Jewell (2009)
- 10, James Neal vs. Culver-Stockton (2011)
- 9, several times

Most Points Scored by Kicking:

- 18, Halley Ferrell vs. Avila (2007)
- 17, Logan Seibert vs. Charleston Southern (2024)
- 16, Logan Seibert vs. St. Thomas (2024)
- 16, Dante Buscaglia vs. Central Methodist (1999)
- 14, Halley Ferrell vs. Baker (2007)
- 14, James Neal vs. Pittsburg State (2012)
- 13, Dante Buscaglia vs. Culver-Stockton (1998)
- 13, Halley Ferrell vs. MidAmerica Nazarene (2009)
- 13, Halley Ferrell vs. William Jewell (2009)
- 13, James Neal vs. Kansas Wesleyan (2011)
- 13, Logan Seibert vs. William Jewell (2021)
- 12, Logan Seibert vs. Southwest Baptist (2021)

Longest Field Goal:

- 52, Steve Pinkerton vs. Southwest Minnesota State (1992)
- 50, Logan Seibert vs. Southwest Baptist (2021)
- 50, Halley Ferrell vs. Avila (2007)
- 49, Logan Seibert vs. Tennessee Tech (2023)
- 48, Zac Atterberry vs. Baker (2005)
- 47, Dante Buscaglia vs. Graceland (1999)
- 47, Logan Seibert vs. McKendree (2021)
- 46, Logan Seibert vs. St. Thomas (2024)
- 46, Steve Pinkerton vs. Southwest Minnesota State (1992)
- 46, Halley Ferrell vs. Central Methodist (2007)
- 45, Steve Pinkerton vs. Campbellsville (1992)
- 45, Dante Buscaglia vs. Graceland (1999)
- 45, Dante Buscaglia vs. Baker (2000)


Denver Price - 2008 vs Lambuth

Jamere Holland
2010

Parks Peterson
2009-10

Halley Ferrell
2006-09

TEAM RECORDS - SINGLE SEASON



Mike Errante
2006-09

TOTAL OFFENSE

Most Plays:
941 (2019)

Most Plays Per Game:
76.0 (2018)

Most Yards Gained:
6894 (2009)

Most Yards Gained Per Game:
551.5 (2010)

Highest Average Gain Per Play:
8.9 (2010)

RUSHING

Most Rushes:
506 (2004)

Most Rushes Per Game Average:
42.2 (2004)

Most Yards Gained:
2796 (2009)

Most Yards Gained Per Game:
199.7 (2009)

Highest Average Gain Per Rush:
6.7 (2009)

Most Rushing Touchdowns:
49 (2009)

PASSING

Most Attempts:
545 (2019)

Most Attempts Per Game:
44.5 (2014)

Most Completions:
340 (2019)

Most Completions Per Game:
26.2 (2019)

Most Yards Gained:
4098 (2009)

Most Yards Gained Per Game:
358.7 (2010)

Highest Average Gain Per Attempt:
12.4 (2010)

Highest Average Gain Per Completion:
17.3 (2010)

Highest Percentage Completed:
.719 (2010)

Most Touchdown Passes
42 (2010)

Most Touchdown Passes Per Game:
3.8 (2010)

PUNTING

Highest Punting Average:
42.0 (2010)

SCORING

Most Points:
744 (2009)

Most Points Per Game:
53.1 (2009)

ALL-PURPOSE YARDS

Most Yards (since 2004):
8891 (2009)

Most Yards/Game (since 2004):
688.3 (2010)

TOTAL DEFENSE

Fewest Yards Allowed:
2981 (2004)

Fewest Yards Allowed Per Game:
248.4 (2004)

Lowest Average Yards Allowed Per Play:
3.68 (2004)

RUSHING DEFENSE

Fewest Yards Allowed:
1146 (2004)

Fewest Yards Allowed Per Game:
95.5 (2004)

Lowest Average Yards Allowed Per Rush:
2.43 (2004)

PASS DEFENSE

Fewest Yards Allowed:
1476 (1995)

Fewest Yards Allowed Per Game:
134.2 (1995)

Fewest Yards Allowed Per Attempt:
5.42 (2004)

Fewest Yards Allowed Per Completion:
10.11 (2007)

Lowest Completion Percentage Allowed:
.469 (1995)

Most Passes Intercepted by:
23 (2008)
23 (2009)

Most Passes Intercepted by Per Game:
1.77 (2008)

Most Touchdowns on Interception Returns:
4 (2008)
4 (2009)

SCORING DEFENSE

Fewest Points Allowed:
152 (2004)

Fewest Points Allowed Per Game:
12.7 (2004)

Most Points Allowed:
397 (1994)

Most Points Allowed Per Game:
39.7 (1994)

MISCELLANEOUS

Most Consecutive Victories
13 (2009)

Most Consecutive Games Without Being Shut Out:
99 (2003-2011)

Most Overtimes in a Single Game:
2 (2005 vs. Missouri Valley)

Most Shutouts:
2 (1991 and 1995)



TJ Prell
2007-09



Malach Radigan
2009-12



Brian Schaefering
2007

INDIVIDUAL RECORDS - SINGLE SEASON

TOTAL OFFENSE

Most Plays:

658, Cade Brister (2019)
 588, Cade Brister (2018)
 501, Cade Brister (2022)
 455, Najee Jackson (2017)
440, Nate Glantz (2024)
 430, Ben Kisner (2008)
 421, Philip Staback (2009)
 378, Ben Kisner (2007)
 335, Dillon Miller (2013)
 332, Graham Lindman (2014)

Most Yards Gained:

4324, Cade Brister (2019)
 3671, Cade Brister (2022)
 3596, Philip Staback (2009)
 3554, Ben Kisner (2008)
 3442, Philip Staback (2010)
 2982, Cade Brister (2018)
 2583, Najee Jackson (2017)
 2569, Ben Kisner (2007)
 2263, Dillon Miller (2013)
2240, Nate Glantz (2024)

Most Touchdowns Responsible For:

46, Cade Brister (2019)
 42, Philip Staback (2009)
 38, Cade Brister (2022)
 36, Philip Staback (2010)
 33, Ben Kisner (2008)
 27, Cade Brister (2018)
 24, Denodus O'Bryant (2009)
23, Nate Glantz (2024)
 21, Ben Kisner (2007)
 20, Najee Jackson (2017)
 19, John Uribe (2011)
 18, DeDe Dorsey (2005)

RUSHING

Most Rushes:

280, DeDe Dorsey (2005)
 219, Adam Saperstein (1990)
 210, Marceo Haywood (1998)
 199, Hakeem Abdullah (2007)
 198, Denodus O'Bryant (2012)
 191, Cade Brister (2018)
 158, Cade Brister (2019)
 155, Derron Parquet (2004)
 151, Dario Camacho (2008)
 150, David Goodwill (1994)

100-yard rushing games:

8, DeDe Dorsey (2005)

200-yard rushing games:

2, DeDe Dorsey (2005)
 2, Adam Saperstein (1991)

Most Yards Gained:

1600, DeDe Dorsey (2005)
 1509, Marceo Haywood (1999)
 1205, Denodus O'Bryant (2012)
 1155, Hakeem Abdullah (2007)
 1136, Adam Saperstein (1991)
 1130, Marceo Haywood (1998)
 1059, Adam Saperstein (1990)
 1000, Denodus O'Bryant (2009)
 899, Hakeem Abdullah (2006)
 841, DeDe Dorsey (2004)

Most Rushing Touchdowns Scored:

16, DeDe Dorsey (2005)
 15, Marceo Haywood (1998)
 15, Denodus O'Bryant (2009)
 13, Marceo Haywood (1999)
 13, Dario Camacho (2008)
 12, Adam Saperstein (1991)
 12, Nate Orlando (2010)
 11, Hakeem Abdullah (2007)
 11, Richard Murrell (2007)
 11, Denodus O'Bryant (2012)
 11, Cade Brister (2022)
11, Robert Giaimo (2021)

PASSING

Most Attempts:

527, Cade Brister (2019)
 411, Ben Kisner (2008)
 397, Cade Brister (2018)
 351, Philip Staback (2009)
 351, Najee Jackson (2017)
 349, Ben Kisner (2007)
 322, Cade Brister (2022)
 319, Dillon Miller (2013)
304, Nate Glantz (2024)
 301, Graham Lindman (2014)

Most Completions:

332, Cade Brister (2019)
 263, Ben Kisner (2008)
 237, Philip Staback (2009)
 232, Cade Brister (2022)
 227, Cade Brister (2018)
 210, Ben Kisner (2007)
 194, Dillon Miller (2013)
 194, Najee Jackson (2017)
 189, Philip Staback (2010)
179, Nate Glantz (2024)

Most Yards Gained:

3779, Cade Brister (2019)
 3655, Ben Kisner (2008)
 3381, Philip Staback (2009)
 3329, Philip Staback (2010)
 2796, Cade Brister (2022)
 2549, Ben Kisner (2007)
 2433, Cade Brister (2018)
 2366, Najee Jackson (2017)
 2334, Dillon Miller (2013)
2333, Nate Glantz (2024)

Most Touchdown Passes:

39, Cade Brister (2019)
 36, Philip Staback (2009)
 34, Philip Staback (2010)
 33, Ben Kisner (2008)
 27, Cade Brister (2022)
 21, Cade Brister (2018)
 19, Ben Kisner (2007)
 19, John Uribe (2011)
 18, Emilia Salazar (2004)
17, Nate Glantz (2024)
 16, Cory Nesslage (1994)
 16, Max Brown (1996)

200-yard passing games:

11, Ben Kisner (2008)
 11, Philip Staback (2009)

300-yard passing games:

8, Cade Brister (2022)
 6, Philip Staback (2010)

400-yard passing games:

2, Ben Kisner (2008)
 2, Philip Staback (2010)
 2, Ben Gomez (2012)
 2, Cade Brister (2019)



Andrew Helmick - 2012 vs. Nebraska-Kearney

RECEIVING
Most Passes Caught:

72, Najee Jackson (2019)
69, Kendell Sparks (2016)
67, Rudy Fleming (2008)
66, Andrew Helmick (2012)
64, Payton Rose (2019)
61, Payton Rose (2022)
63, Erik Henneman (2019)
60, Nash Sutherlin (2019)
58, Mario Patton (1995)
57, Rudy Fleming (2009)

Most Yards Gained:

1363, Andrew Helmick (2012)
1168, Payton Rose (2019)
1149, Payton Rose (2022)
1032, Jeff Caldwell (2024)
1056, Rudy Fleming (2008)
980, Rudy Fleming (2009)
901, Andrew Helmick (2011)
899, Jamere Holland (2010)
893, Matt Bramow (2010)
844, Marcel Thompson (2009)

Most Touchdown Passes Caught:

15, Payton Rose (2019)
14, Andrew Helmick (2012)
12, Payton Rose (2022)
12, Matt Bramow (2009)
12, Andrew Helmick (2011)
11, Rudy Fleming (2008)
11, Jeff Caldwell (2024)
11, Matt Bramow (2010)
10, Erik Henneman (2019)
9, George Mumphard (2004)
9, Erik Henneman (2018)
9, Payton Rose (2021)
9, Payton Rose (2022)
8, numerous times

100-yard receiving games:

7, Payton Rose (2022)
6, Andrew Helmick (2012)

200-yard receiving games:

4, Andrew Helmick (2012)

PUNTING
Highest Average (min. 20 punts):

44.4, Matt Klingler (2015)

INTERCEPTIONS
Most Interceptions:

9, Pierre Desir (2012)
6, Brandon Gould (2009)
6, Marcus Klund (2003)
6, Bakari Triggs (2016)
6, Kai Ross (2021)

5, Marcus Klund (2004)

5, Brandon Gould (2008)

5, Drew Seers (2021)

Most Yards on Interception Returns:

203, Justin Broome (2011)
174, Bakari Triggs (2016)
125, Derek Coxson (2006)
122, Jared Shoemaker (2007)
112, Brandon Gould (2008)
104, Damian James (2009)
100, Larry Gladney (2006)
99, Tyler Kasper (2007)
99, Darion Bolden (2022)
96, Jared Shoemaker (2005)

PUNT RETURNS
Most Punt Returns:

28, Mike Buntun (2011)
25, Thomas Christian (2007)
25, Ricky McCoy (2019)
21, Rudy Fleming (2008)
21, Bobby Mason (2005)
20, Wesley Thomas (2016)
19, Spencer Redd (2021)
16, Adam Saperstein (1991)
16, Kendell Sparks (2017)
15, Ricky Moore (2006)
15, Tre' Roby (2015)

Most Yards of Punt Returns:

508, Mike Buntun (2011)
328, Thomas Christian (2007)
254, Adam Saperstein (1991)
231, Spencer Redd (2021)
230, Jamere Holland (2010)
228, Bobby Mason (2005)
223, Rudy Fleming (2008)
197, Kendell Sparks (2017)
196, Therman McGowan (2011)
191, Ricky McCoy (2019)

Most Touchdowns Scored on Punt Returns:

3, Mike Buntun (2011)
3, Therman McGowan (2011)


KICKOFF RETURNS
Most Kickoff Returns:

35, Spencer Redd (2019)
29, Cameron Sanders (2018)
24, Julian Smith (1994)
23, Spencer Redd (2021)
20, Lavarrie Johnson (2014)
20, Bakari Triggs (2015)
19, Lavarrie Johnson (2015)
19, Kendell Sparks (2017)
18, Spencer Redd (2023)


16, numerous times

Most Yards on Kickoff Returns:

910, Spencer Redd (2019)
678, Spencer Redd (2021)



Bakari Triggs
2015-17



Najee Jackson
2016-19



Christian Golder
2011



Dan Carlisle
2006-10

616, Cameron Sanders (2018)
540, Spencer Redd (2023)
477, Denodus O'Bryant (2009)
469, Kendell Sparks (2016)
450, McCray Harris (2006)
450, Julian Smith (1994)
421, Mike Buntun (2008)
401, Lavarrie Johnson (2014)
399, Bakari Triggs (2015)

Most Touchdowns Scored on Kickoff Return:

4, Denodus O'Bryant (2009)

ALL-PURPOSE
Most Yards (since 2004):

2042, Denodus O'Bryant (2012)
1853, DeDe Dorsey (2005)
1805, Andrew Helmick (2012)
1793, Hakeem Abdullah (2007)
1751, Denodus O'Bryant (2009)
1620, Denodus O'Bryant (2010)
1429, Nash Sutherlin (2019)
1407, Jamere Holland (2010)
1343, Rudy Fleming (2008)
1323, Cameron Sanders (2018)

SCORING
Most Points Scored:

144, Denodus O'Bryant (2009)
116, Halley Ferrell (2009)
108, DeDe Dorsey (2005)
102, Marceo Haywood (1998)
102, Denodus O'Bryant (2010)
98, Halley Ferrell (2007)
96, Dario Camacho (2008)
96, Andrew Helmick (2012)
90, Adam Saperstein (1991)
90, Denodus O'Bryant (2012)
90, Payton Rose (2019)

Most Touchdowns Scored:

24, Denodus O'Bryant (2009)
18, DeDe Dorsey (2005)
17, Marceo Haywood (1998)
17, Denodus O'Bryant (2010)
16, Rudy Fleming (2008)
16, Andrew Helmick (2012)
15, Adam Saperstein (1991)
15, Denodus O'Bryant (2012)
15, Payton Rose (2019)
14, Marceo Haywood (1999)
14, Hakeem Abdullah (2007)

Most Consecutive Games Scoring a Touchdown:

12, Marceo Haywood (1998-99)*

* scored in all 10 games in 1999

Most Field Goals Made:

17, Halley Ferrell (2007)

Most Extra Points Made by Kicking:

92, Halley Ferrell (2009)

DEFENSE
Tackles (since 2004):

 184, Connor Harris (2015)
 175, Drew Seers (2019)
 152, Connor Harris (2014)
 138, Connor Harris (2016)
 131, Drew Seers (2021)
 126, Connor Harris (2012)
 120, Grady Daniels (2019)
 108, Darrius Williams (2018)
 106, Vincent King (2024)
 103, Grady Daniels (2018)

Solo Tackles (since 2004):

 86, Connor Harris (2015)
 83, Connor Harris (2014)
 76, Drew Seers (2019)
 74, Connor Harris (2016)
 66, Grady Daniels (2019)
 64, Vincent King (2024)
 63, Darrius Williams (2017)
 61, Wesley Thomas (2016)
 60, Connor Harris (2012)
 57, Drew Seers (2021)

Assisted Tackles (since 2004):

 99, Drew Seers (2019)
 98, Connor Harris (2015)
 74, Drew Seers (2021)
 69, Connor Harris (2014)
 66, Connor Harris (2012)
 64, Connor Harris (2016)
 56, Jake Sharp (2005)
 54, Donald Cayton (2004)
 54, Grady Daniels (2019)
 53, Darrius Williams (2018)

Tackles for Loss (since 2004):

 17.0, Drew Seers (2019)
 15.0, Mike Sullivan (2004)
 14.5, Jeremy Coley (2007)
 14.5, Dino Morales (2004)
 13.0, T.J. Prell (2009)
 13.0, Tayvian Weary (2019)
 12.5, Connor Harris (2015)
 12.5, Drew Seers (2018)
 11.5, Joe Day (2012)
 11.5, Jonathan Harris (2018)

Connor Harris
 2012-16

Logen Wright
 2005-09

Zac Atterberry
 2004-07

Matt Klingler
 2014-15

Sacks (since 2004):

 7.5, Billy Ray Uren (2008)
 7.5, Tayvian Weary (2019)
 7.0, Dino Morales (2004)
 6.5, Mike Sullivan (2004)
 6.5, Mike Sullivan (2005)
 6.5, Brian Schaefering (2007)
6.5, Kobe McClendon (2023)
 6.0, Joe Day (2012)
 6.0, Cody Reider (2011)
 6.0, Cody Reider (2012)
 6.0, Jonathan Harris (2016)
 6.0, Jonathan Harris (2018)

Fumble Recoveries (since 2004):

4, Dan Carlisle (2007)

Fumble Return Yards (since 2004):

 70, Hakim Thomas (2009)
 62, Logen Wright (2006)
 48, Stephen Frichtl (2008)
 48, DeDe Dorsey (2004)
 46, Chris Howard (2011)
 46, Wesley Thomas (2016)

Forced Fumbles (since 2009):

 3, Nick Tepea (2010)
 3, Alex Meraz (2009)

Blocked Kicks (since 2004):

4, Logen Wright (2009)

INDIVIDUAL RECORDS - CAREER
TOTAL OFFENSE
Most Plays:

 2080, Cade Brister (2018-2022)
 1192, Ben Kisner (2005-08)
 704, Philip Staback (2009-10)
646, Nate Glantz (2024-)
 633, Dillon Miller (2012-14)
 462, Najee Jackson (2017-19)
 449, Denodus O'Bryant (2009-12)
 409, Mason Bendigo (2015-18)
 389, Nash Sutherlin (2017-)
 375, DeDe Dorsey (2004-05)

Most Yards Gained:

 12873, Cade Brister (2018-2022)
 8359, Ben Kisner (2005-08)
 7038, Philip Staback (2009-10)
 4366, Dillon Miller (2012-14)
3862, Nate Glantz (2024-)
 3237, Denodus O'Bryant (2009-12)
 2655, Najee Jackson (2017-19)
 2273, DeDe Dorsey (2004-05)
 2266, Mason Bendigo (2015-18)
 2024, Ben Gomez (2012-13)

RUSHING
Most Rushes:

 608, Cade Brister (2018-2022)
 449, Denodus O'Bryant (2009-12)
 405, DeDe Dorsey (2004-05)
 389, Nash Sutherlin (2017-)
 348, Hakeem Abdullah (2006-07)
 268, Nate Orlando (2007-08, 10)
 255, Calen Campbell (2015-17)
 250, Lavarrie Johnson (2014-15)
 237, Marvin Byrd (2011-14)
 219, Adam Saperstein (1990)

Most Yards Gained:

 3237, Denodus O'Bryant (2009-12)
 2639, Marceo Haywood (1998-99)
 2441, DeDe Dorsey (2004-05)
 2195, Adam Saperstein (1990-91)
 2024, Cade Brister (2018-2022)
 2054, Hakeem Abdullah (2006-07)
 2008, Nash Sutherlin (2017-)
 1458, Nate Orlando (2007-08, 10)
 1407, Cecil Severado (1995-97)
 1301, Calen Campbell (2015-17)

Most Touchdowns Scored:

 38, Denodus O'Bryant (2009-12)
 31, Cade Brister (2018-2022)
 28, Marceo Haywood (1998-99)
 25, DeDe Dorsey (2004-05)
 20, Richard Murrell (2007, 09)
 19, Nate Orlando (2007-08, 10)
 17, Adam Saperstein (1990-91)
 17, Marvin Byrd (2011-14)
 16, Hakeem Abdullah (2006-07)
 16, Nash Sutherlin (2017-2021)
 13, Cecil Severado (1995-97)
 13, Dario Camacho (2008)
 13, Calen Campbell (2015-17)

PASSING
Most Attempts:

 1472, Cade Brister (2018-2022)
 1095, Ben Kisner (2005-08)
 605, Dillon Miller (2012-14)
 602, Philip Staback (2009-10)
 487, Cory Nesslage (1993-95)
457, Nate Glantz (2024-)
 358, Mason Bendigo (2015-18)
 353, Najee Jackson (2017-19)
 301, Graham Lindman (2014)
 271, John Uribe (2011)

Most Completions:

929, Cade Brister (2018-2022)
 638, Ben Kisner (2005-08)
 426, Philip Staback (2009-10)
 356, Dillon Miller (2012-14)
266, Nate Glantz (2024-)
 254, Cory Nesslage (1993-95)
 196, Najee Jackson (2017-19)
 170, Mason Bendigo (2015-18)
 165, John Uribe (2011)
 155, Ben Gomez (2012-13)



Brandon Gould - 2009 National Championship Game

Most Yards Gained:

3366, Payton Rose (2018-2022)
 2828, Andrew Helmick (2009-12)
 2036, Rudy Fleming (2008-09)
 1914, Matt Bramow (2008-10)
 1909, Steven Kennedy (2004-07)
 1772, Jeff Caldwell (2022-24)
 1666, Alex Robinson (2011-14)
 1650, Carlton Rivers (1995-98)
 1631, Jaron Alexander (2012-15)
 1512, Denodus O'Bryant (2009-12)

Most Yards Gained:

10849, Cade Brister (2018-2022)
 8546, Ben Kisner (2005-08)
 7214, Max Brown (1995-98)
 6710, Philip Staback (2009-10)
 4440, Dillon Miller (2012-14)
3450, Nate Glantz (2024-)
 3155, Cory Nesslage (1993-95)
 2445, Najee Jackson (2017-19)
 2259, Mason Bendigo (2015-18)
 2204, John Uribe (2011)



Donald Collier - 2011 vs. Culver-Stockton

Most Touchdown Passes Caught:

38, Payton Rose (2018-2022)
 32, Andrew Helmick (2009-11)
 24, Matt Bramow (2008-10)
 23, Jeff Caldwell (2022-24)
 21, Steven Kennedy (2004-06)
 19, Rudy Fleming (2008-09)
 19, Erik Henneman (2017-19)
 15, George Mumphard (2004-05)
 15, Denodus O'Bryant (2009-11)
 13, Deantrell Prince (2016-17)
 12, Mark Henrie (1994, 1996)

Most Touchdown Passes:

97, Cade Brister (2018-2022)
 70, Philip Staback (2009-10)
 69, Ben Kisner (2005-08)
 50, Max Brown (1995-98)
 30, Dillon Miller (2012-14)
 23, Cory Nesslage (1993-95)
22: Nate Glantz (2024-)
 19, John Uribe (2011)
 18, Mason Bendigo (2015-18)
 18, Najee Jackson (2017-19)
 17, Emilia Salazar (2004)


 Philip Staback
2009-10

 Denodus O'Bryant
2009-12

PUNTING

Highest Average Per Punt (min. 100 punts):
 40.2, Edward Burns (2011-14)

INTERCEPTIONS
Most Interceptions:

14, Brandon Gould (2005-09)
 13, Pierre Desir (2012-13)
 12, Marcus Klund (2003-06)
 10, Bakari Triggs (2015-17)
 9, Ricky McCoy (2016-19)
 8, Drew Seers (2017-)
 6, Jake Sharp (2004-05)
 6, Adarrrious Ross (2008-09)
 6, Brock Reed (2009-12)
 6, Connor Harris (2015-16)
 6, Kai Ross (2021-2022)
 5, Jared Shoemaker (2005-07)
 5, Logen Wright (2005-09)
 5, Justin Broome (2011-12)

RECEIVING
Most Passes Caught:

191, Payton Rose (2018-2022)
 153, Andrew Helmick (2009-12)
 147, Jaron Alexander (2012-15)
 136, Matt Bramow (2008-10)
 131, Steven Kennedy (2004-06)
 130, Carlton Rivers (1995-98)
 124, Rudy Fleming (2008-09)
 123, Alex Robinson (2011-14)
 120, Erik Henneman (2017-19)
 111, Nash Sutherlin (2017-2021)


 Brandon Gould
2005-09

 Pierre Desir
2012-13

Most Yards on Interception Returns:

247, Brandon Gould (2005-09)
 241, Bakari Triggs (2015-16)
 225, Justin Broome (2011-12)

PUNT RETURNS
Most Punt Returns:

39, Ricky McCoy (2016-19)
 30, Rudy Fleming (2008-09)
 29, Mike Bunton (2007-11)
 29, Tre' Roby (2013-15)
 29, Spencer Redd (2019-2023)
 25, Thomas Christian (2007)
 25, Wesley Thomas (2013-16)
 21, Bobby Mason (2005)
 18, Kendell Sparks (2016-17)
 15, Aaron Williams (2004)
 15, Ricky Moore (2006)

Most Yards on Punt Returns:

547, Mike Bunton (2007-11)
 328, Thomas Christian (2007)
 321, Spencer Redd (2019-2023)
 288, Ricky McCoy (2016-19)
 279, Rudy Fleming (2008-09)
 236, Tre' Roby (2013-15)
 230, Jamere Holland (2010)
 230, Kendell Sparks (2016-17)
 228, Bobby Mason (2005)
 196, Therman McGowan (2011)

Most Touchdowns Scored on Punt Returns:

4, Mike Bunton (2007-11)
 3, Therman McGowan (2011)
 1, seven players

KICKOFF RETURNS
Most Kickoff Returns:

95, Spencer Redd (2019-2023)
 50, Mike Bunton (2007-11)
 48, Bakari Triggs (2015-17)
 44, Denodus O'Bryant (2009-12)
 39, Lavarrie Johnson (2014-15)
 39, Tre' Roby (2013-15)
 35, Leonard Durant (2005-08)
 35, Kendell Sparks (2016-17)
 29, Cameron Sanders (2018)
 28, Andrew Helmick (2009-12)

Most Yards on Kickoff Returns:

2504, Spencer Redd (2019-2023)
 1377, Denodus O'Bryant (2009-12)
 1102, Bakari Triggs (2015-17)
 1058, Mike Bunton (2007-11)
 867, Kendell Sparks (2016-17)
 791, Leonard Durant (2005-08)
 780, Tre' Roby (2013-15)
 759, Lavarrie Johnson (2014-15)
 679, Andrew Helmick (2009-12)
 616, Cameron Sanders (2018)
 509, Nate Orlando (2007-08, 10)

Most Touchdowns Scored on Kickoff Returns:

8, Denodus O'Bryant (2009-12)
 3, Spencer Redd (2019-2023)
 2, Mike Bunton (2007-11)
 2, Roren Thomas (2009)
 1, Five Players

ALL-PURPOSE
Most Yards (since 2004):

6126, Denodus O'Bryant (2009-12)
 3797, Andrew Helmick (2009-12)
 3774, Spencer Redd (2019-2023)
 3401, Payton Rose (2018-2022)
 3217, Nash Sutherlin (2017-2021)
 2879, Hakeem Abdullah (2006-07)
 2851, DeDe Dorsey (2004-05)
 2662, Mike Bunton (2007-11)
 2502, Rudy Fleming (2008-09)
 2500, Nate Orlando (2007-08, 10, 12)

SCORING
Most Points Scored:

372, Denodus O'Bryant (2009-12)
 329, Halley Ferrell (2006-09)
 285, Logan Seibert (2021-2024)
 275, James Neal (2010-13)
 228, Payton Rose (2018-2022)
 216, Andrew Helmick (2009-12)
 198, Cade Brister (2018-2022)
 186, Marceo Haywood (1998-99)
 180, DeDe Dorsey (2004-05)
 176, Dante Buscaglia (1998-00)

Most Touchdowns Scored:


62, Denodus O'Bryant (2009-12)

Most Field Goals Made:


44, Logan Seibert (2021-24)

Most Extra Points Made by Kicking:

209, Halley Ferrell (2006-09)



Andrew Helmick
2009-12



Mike Bunton
2007-11



Pierre Desir - 2012 vs. Central Missouri



Mike Bunton - 2011 vs. Graceland



Denodus O'Bryant - 2012 vs. Nebraska-Kearney

With her husband, George Sibley, pioneer educator Mary Sibley founded Lindenwood as a school for young women in 1832. Lindenwood was committed to combining professional issues with academic pursuits, the social with the intellectual, and the spiritual with the physical. In short, Mary Sibley brought holistic higher education to the American frontier.

Lindenwood became a Presbyterian college in 1853 and still maintains a historical relationship with the Presbyterian Church. In 1918, Lindenwood became a four-year college, and in 1969, Lindenwood attempted to strengthen its financial base by becoming co-ed. The school altered its name in 1974. The Lindenwood Colleges referred to the school's individual operations for men and women and also to its accelerated evening program, the Lindenwood College for Individualized Education, and its graduate programs.

During the '70s and '80s, the school struggled with a changing economy and accumulated substantial indebtedness. Enrollments began to decline, and by the spring of 1989, the number of day students had dropped below 1,000. As well, institutional change during those decades had led to some loss of clarity of mission. In view of



these fiscal and cultural challenges, the Board of Directors resolved to "refound" the school by returning to the fundamental precepts of individualized, holistic, values-oriented higher education that combines the practical with the academic. A president experienced in financial management and organizational revitalization was hired to lead the whole Lindenwood community in its collective renewal initiative. The result was a period of rapid growth and innovation that enabled the college to become the higher-education leader that it is today.

At the height of its revival, Lindenwood College became Lindenwood University in 1997. Enrollment burgeoned, and new construction arrived in late 1997 with the Hyland Performance Arena. By 1998-99, the annual enrollment approached 9,500, the faculty was growing, and the school balanced its budgets and increased revenues.

In 2000, Lindenwood dedicated the first of eight new residence halls to be constructed over the next decade—the first such construction in more than 30 years. In 2002, Lindenwood built the beautiful new Spellmann Campus Center. The 136,000-square-foot J. Scheidegger Center for the Arts opened in 2008.

The growth has not slowed. Additional construction has included expansion and renovation of Harmon Hall, now the home of the Robert W. Plaster School of Business and Entrepreneurship, and the 120,000-square-foot Evans Commons opened to great fanfare in 2011. A new athletics building was added in 2012 adjacent to Harlen Hunter Stadium, corresponding with Lindenwood's transition to the NCAA Division II.

Lindenwood opened in 2017 a 100,000-square-foot Library and Academic Resources Center at the front of the campus. The building serves as a hub for student services and academics.

Academically, Lindenwood has grown as well with extension of its longstanding general accreditation, the addition of numerous specialized accreditations for individual programs, and the addition of a number of degree programs, including the school's first doctoral degrees in the School of Education.

Mary Sibley ran a tightly managed school with a resourceful spirit and a clear purpose. She would have been proud of today's Lindenwood.

