





2025

LINDENWOOD FOOTBALL



GAME 1 • ST. THOMAS

GAME	LINDENWOOD (0-0, 0-0 OVC-BIG SOUTH) AT ST THOMAS (0-0, 0-0 PFL)	 
DATE • TIME	THURSDAY, AUGUST 28 • 6:00 P.M.	
SITE	O'SHAUNESSY STADIUM, ST. PUAL, MINN.	
SERIES	LINDENWOOD LEADS 1-0 (2024, LWU 64, UST 0)	
BROADCAST	MIDCO SPORTS+ • CORBU STATHES, CHRIS OHM, ALLIE MOSLEY	
RADIO	89.1 THE WOOD • BOB RAMSEY, ZACH ZOOK	

The Lindenwood football team (0-0, 0-0 OVC-Big South) is set to open the 2025 season on Thursday in a road matchup against the University of St. Thomas (0-0, 0-0 Pioneer). Kickoff from St. Paul, Minn. is set for 6:00 p.m.

The Lions are the only team in the Association to return their starting quarterback from last season, as Nate Glantz begins his second season under center. In 2024, the Elkhorn, Neb. native threw for 2,333 yards and 17 touchdowns, while rushing for six more on the ground. The redshirt senior signal caller had four games last season in which he had a touchdown pass and a rushing score, one of them coming against St. Thomas last season.

The 64-0 win over St. Thomas by the Black and Gold last season was the largest shutout victory in program history and the most point in a game since 2023. Lindenwood finished the day with 541 yards of total offense, including 277 on the ground, its second-highest total of the 2024 campaign. In the game, Lindenwood had a 150 yard passer, rusher, and receiver for the first time since November 10, 2012 against Truman State.

Lindenwood led the OVC-Big South Association in rushing a year ago, averaging 173.7 yards per game. Redshirt sophomore running back Stave Hall played a big part in that, being named the 2024 Association Offensive Freshman of the Year. The St. Louis, Mo. native earned high praise this offseason as well, being tabbed the preseason Offensive Player of the Year. Hall finished last season with 808 yards and five scores on the ground.

Defensively, Jacob Waller is set to lead a linebacker core after finishing second on the team in tackles with 63, including 44 solo stops last season. Jayden Patrick is coming off a banner year leading the team with 12 pass break ups and three interceptions. Those three picks tied for third-most in the Association.

Lindenwood continues to earn the respect of its conference foes after being picked fourth in the preseason poll, its highest mark in the Division I era. The lack and Gold also received votes for the first time since the 2022 season, picking up four votes in the AFCA FCS Coaches Preseason Poll.

NUMBERS TO KNOW

2025 2025 marks the first year the Lindenwood is eligible for the postseason after completing the reclassification process one season early as set by the NCAA. The Lions became a full Division I institution in August.

1990 This is the first time since the program began in 1990 that the Lions have opened a season with three consecutive road games. 2023 was the last year in which Lindenwood had three-straight road games in a season and the Black and Gold went 1-2 in that span. Last season, Lindenwood went 1-5 on the road.

7.3 Steve Hall averaged 7.3 yards per carry last season, ranking third nationally while also leading the OVC-Big South. The redshirt sophomore running back has received high praise during the preseason, being named the Association's Preseason Offensive Player of the Year, and a player to watch.

5 Lindenwood has gone 5-5 in its last 10 season openers. The Lions will open up on the road for the second-consecutive season after beginning last year against Kansas at Children's Mercy Park, which marked the Black and Gold's first game against an FBS opponent since reclassifying to Division I.

SCHEDULE (0-0, 0-0 OVC-BS)

AUG. 28	AT ST. THOMAS	MIDCO SPORTS+ PLUS	6:00 P.M.
SEPT. 6	AT APPALACHIAN STATE	ESPN+	2:30 P.M.
SEPT. 13	AT CHARLESTON SOUTHERN*	ESPN+	3:00 P.M.
SEPT. 20	#24 STONY BROOK	ESPN+	6:00 P.M.
SEPT. 27	AT MIAMI (OH)	ESPN+	2:30 P.M.
OCT. 4	UT MARTIN*	ESPN+	1:00 P.M.
OCT. 18	#22 TENNESSEE TECH*	ESPN+	1:00 P.M.
OCT. 25	GARDNER-WEBB*	ESPN+	2:00 P.M.
NOV. 1	AT TENNESSEE STATE*	ESPN+	3:30 P.M.
NOV. 8	AT WESTERN ILLINOIS*	ESPN+	1:00 P.M.
NOV. 15	EASTERN ILLINOIS*	ESPN+	2:00 P.M.
NOV. 22	AT SEMO*	ESPN+	1:00 P.M.

*CONFERENCE GAME - ALL GAME TIMES CENTRAL - RANKINGS BY AFCA

LINDENWOOD LEADERS (RETURNERS)

RUSHING



Steve Hall
R-So. | RB

111 CAR
808 YDS
5 TDs

PASSING



Nate Glantz
R-Sr. | QB

179 COMP
304 ATT
2333 YARDS
17 TDs

RECEIVING



Drew Krobath
R-So. | WR

15 REC
241 YDS
0 TDs

RETURNS



Rico Bond
R-Fr. | WR

4 RET
65 YDS
16.25 AVG

TACKLES



Jacob Waller
R-Jr. | LB

63 TKL
44 SOLO
19 AST

TFLS



Tajay Passmore
R-Sr. | DT

17 TKL
12 SOLO
6 TFL

SACKS



Tajay Passmore
R-Sr. | DT

17 TKL
12 SOLO
6 TFL

INTS



Jayden Patrick
R-Sr. | DB

34 TKL
3 INT
12 PBU

PLAYER SPOTLIGHT



Steve Hall was named the OVC-Big South Preseason Offensive Player of the Year. He finished his redshirt freshman campaign with 808 yards and five touchdowns. The St. Louis, Mo. native averaged 7.3 yards per rush, which led the conference and ranked third nationally. He was named a Freshman All-American by Phil Steele and Football Central at the conclusion of the season.



2025 FOOTBALL PROSPECTUS

GENERAL INFORMATION

Name Lindenwood University
Location St. Charles, Mo.
Founded 1832
Enrollment 6,845
Nickname Lions
School Colors Black and Gold
Stadium Harlen C. Hunter Stadium
Affiliation NCAA Division I (FCS)
Conference OVC-Big South Association
President John R. Porter
Athletics Director Jason Coomer
Faculty Representative David Arns
Athletics Phone 636-949-4600
Ticket Office Phone 636-949-4433
Ticket Office Website lindenwoodlions.com/tickets
Institution website www.lindenwood.edu
Athletics website www.lindenwoodlions.com

ATHLETICS COMMUNICATIONS

Football Contact Andrew Honerkamp
Email ahonerkamp@lindenwood.edu
Office Phone 636-949-4358

Secondary Football Contact Payton Hutchins
Email putchins@lindenwood.edu
Mobile Phone 309-251-6444

PRIMARY MEDIA COVERAGE

Lindenwood Campus Media

Name Phone Number
Mane Media Productions 636-949-4461
KCLC (Radio) 636-949-4891

St. Charles/St. Louis Media

Name Phone Number
St. Charles Journal 636-946-6111
St. Louis Post-Dispatch 314-340-8888
KTVI (Channel 2-Fox) 314-213-7831
KMOV (Channel 4-CBS) 314-444-6333
KDSK (Channel 5-NBC) 314-444-5125

COACHING STAFF

Head Coach Jed Stugart
Alma Mater, Year Azusa Pacific (1995)
Record at Lindenwood 41-38 (9th Season)
Career Record 132-62 (19th Season)

Offensive Coordinator/Quarterbacks Dusty Hovorka
Defensive Coordinator/Safeties Eric Inama
Special Teams Coordinator/Corners Bryan Baldwin
Defensive Ends Jarrett Grabbe
Offensive Line Hunter Harris
Wide Receivers Lavell Jackson
Linebackers Alex Garcia
Tight Ends Tommy Crayton
Running Backs Lane Lawson
Defensive Tackles Monty Roe
Defensive Analyst Jordan Perry
Defensive Analyst Nick Hammond
Athletic Performance JC Hull
Director of Football Operations Keagan Roberson
Coordinator of Football Operations Brooke Metcalf
Defensive Quality Control JD Ward
Offensive Quality Control Isaac Akers

2025 SCHEDULE

Date	Opponent	Time/Result	Location
Aug 28	at University of St. Thomas	6:00 p.m.	St. Paul, Minn.
Sep 6	at Appalachian State	2:30 p.m.	Boone, N.C.
Sep 13	at Charleston Southern*	3:00 p.m.	Charleston, S.C.
Sep 20	Stony Brook	6:00 p.m.	St. Charles, Mo.
Sep 27	at Miami (OH)	2:30 p.m.	Oxford, Ohio
Oct 4	UT Martin*	1:00 p.m.	St. Charles, Mo.
Oct 18	Tennessee Tech*	1:00 p.m.	St. Charles, Mo.
Oct 25	Gardner-Webb*	2:00 p.m.	St. Charles, Mo.
Nov 1	at Tennessee State*	3:30 p.m.	Nashville, Tenn.
Nov 8	at Western Illinois*	1:00 p.m.	Macomb, Ill.
Nov 15	Eastern Illinois*	2:00 p.m.	St. Charles, Mo.
Nov 22	at SEMO*	1:00 p.m.	Cape Girardeau, Mo.

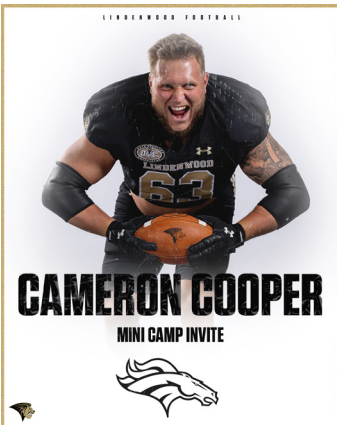
* Association Game | All times are CST | Rankings by AFCA

2024 SEASON

Record 5-7, 4-4 BS/OVC
Passing Leader Nate Glantz (179-for-304, 2333 yards, 17 TD, 5 rushing TD)
Rushing Leader Steve Hall (111 attempts, 808 yards, 5 TD)
Receiving Leader Jeff Caldwell (53 catches, 1032 yards, 11 TD)
Tackles Leader Vincent King (106 tackles, 64 solo, 42 assists, 9.5 TFL, 8 QBH, 1 FF)
Sack Leader Donnie Wingate (26 tackles, 8 solo, 18 assists, 5 sacks)
TFL Leader Vincent King (106 tackles, 64 solo, 42 assists, 9.5 TFL, 8 QBH, 1 FF)
Interception Leader Jayden Patrick (34 tackles, 28 solo, 6 assists, 3 INT, 9 PBU)



GARETH WARREN
2021-24



CAMERON COOPER
2024



JONATHAN HARRIS
2015-18

- Gareth Warren earned a mini camp invite from the Steelers this offseason
- Warren went on to sign a contract with the franchise after a successful tryout at minicamp
- He started 36 of 39 games played at left tackle and left guard
- Was a three-time All-Conference selection, played in the East-West Shrine Bowl, and was on the Reese's Senior Bowl Watch List
- Cameron Cooper picked up a mini camp invite from the Denver Broncos
- Cooper joined the Lions prior to the 2024 season and started all 12 games at right guard
- He was part of an offensive line that averaged 173.7 rushing yards per game last season
- Cameron's dad, Mark played parts of five seasons with the Broncos and was drafted by Denver in 1983
- Jonathan Harris is currently with the Minnesota Vikings
- Harris accumulated 38.5 tackles for loss for 166 yards and 22.0 sacks for 127 yards in his four-year career
- The Waubonsie Valley product earned all-MIAA accolades in each of his four seasons, and was named to the first-team all-MIAA in his last two years
- Pierre Desir is the only Lindenwood player to be drafted by an NFL Franchise after being selected in the 4th round of the 2014 NFL Draft by the Cleveland Browns
- Desir was recognized as a two-time AFCA All-American, a two-time all-region performer, and a two-time first-team all-MIAA selection
- As a senior in 2005, Dorsey became the first Lion to earn AFCA All-American honors, rushing for 1,600 yards and 16 touchdowns
- Dorsey became the first player in NAIA history to be named as a first-team NAIA All-American on defense and offense in successive seasons
- Following his Lindenwood career, Dorsey played several seasons of professional football, which included winning Super Bowl XLI with the 2006 Indianapolis Colts
- Brian Schaefering played 40 NFL games across four seasons with the Cleveland Browns and Dallas Cowboys
- Schaefering, who played for Lindenwood during the 2007 season, was a first-team all-conference selection and an honorable mention All-American as a Lion
- He led the team in 2007 with 6.5 sacks and was tied for second in the HAAC and 19th in the NAIA with 0.70 sacks a game.



PIERRE DESIR
2012-13



DEDE DORSEY
2004-05



BRIAN SCHAEFERING
2007

OPPONENT BREAKDOWN


RUSHING						
G	ATT	YDS.	AVG.	TD	YDS/G	
Hope Adebayo	11	180	1137	6.3	9	103.4
Josheph Koch	9	43	236	5.5	1	26.2
PASSING						
G	COMP-ATT	PCT.	YDS	TD/INT		
Tak Tateoka	11	108-202	53.5	1286	10/5	
Michael Rostberg	7	24-50	48.0	234	2/5	
RECEIVING						
G	NO.	YDS.	AVG.	TD	YDS/G	
Colin Chase	12	37	633	17.1	6	52.8
Jacob Wildermuth	8	30	363	12.1	3	45.4
DEFENSE						
G	SOLO	ASST	TOT	TFL	OTHER	
Ryan Sever	12	34	53	87	10	3.5 sacks
Grif Wurtz	12	29	44	73	0	2 Ints
Luke Herzog	12	33	33	66	9.5	3 QBH

**STATISTICAL
COMPARISON
2024**


5-7.....	Record.....	6-6
26.3.....	Scoring Offense.....	22.8
29.2.....	Scoring Defense.....	25.1
173.7.....	Rushing Offense.....	145.4
186.7.....	Rushing Defense.....	130.2
4.5.....	Average Rush.....	4.0
5.3.....	Average Rushing Defense.....	3.6
18.....	TDs Rushing.....	18
23.....	TDs Rushing Against.....	16
204.0.....	Passing Offense.....	146.8
234.2.....	Passing Defense.....	183.4
7.9.....	Avg Reception.....	5.6
7.7.....	Avg Reception Against.....	5.9
18.....	TDs Passing.....	12
21.....	TDs Passing Against.....	22
377.7.....	Total Offense.....	292.2
420.8.....	Total Defense.....	313.7
5.8.....	Average Per Play.....	4.7
6.4.....	Avg Per Play Defense.....	4.7
40.6.....	3rd Conversion %.....	28.9
38.0.....	3rd Conversion % Defense.....	34.6
33.3.....	4th Conversion %.....	46.2
50.0.....	4th Conversion % Defense.....	51.9
31-36.....	Red Zone Offense.....	22-32
33-42.....	Red Zone Defense.....	33-39
44/3.7.....	Penalties/Game.....	71/5.9
35.2.....	Penalty Yards/Game.....	48.6
19.....	Sacks.....	29
43.....	Sacks Allowed.....	24
8.....	Passes Had Intercepted.....	11
11.....	Passes Intercepted.....	15
16.....	Fumbles Lost.....	6
13.....	Fumbles Forced.....	15
30:21.....	Time of Possession.....	29:28

THE LINDENWOOD-ST. THOMAS SERIES

LINDENWOOD AND ST. THOMAS MET LAST SEASON AT HUNTER STADIUM IN WHAT WAS A 64-0 WIN FOR LINDENWOOD. THE LIONS RAN FOR 277 YARDS DURING THAT GAME AND FOUND THE ENDZONE FIVE TIMES ON THE GROUND,

QUARTERBACK NATE GLANTZ COMPILED FOUR TOTAL SCORES WITH TWO COMING ON THE GROUND WITH A PAIR THROUGH THE AIR. IT MARKED THE PROGRAMS SECOND SHUTOUT SINCE 2015 WITH THE OTHER COMING IN 2023.

THE OFFENSE SCORED ITS MOST POINTS IN A GAME SINCE 2023 WHILE PUTTING UP 541 YARDS OF TOTAL OFFENSE, WHILE THE DEFENSE BLOCKED A PUNT FOR A SCORE AND FORCED TWO INTERCEPTIONS

SERIES HISTORY

OVERALL: LINDENWOOD LEADS 1-0

GAMES PLAYED: 1

HOME: 1-0 AWAY: -- NEUTRAL --

GAMES DECIDED BY 3 POINTS OR LESS: N/A

GAMES DECIDED BY 7 POINTS OR LESS: N/A

MOST POINTS - LWU: 64

MOST POINTS - UST: N/A

FEWEST POINTS - LWU: 64

FEWEST POINTS - UST:

LARGEST WIN: 64-0

LARGEST LOSS: N/A

YEAR-BY-YEAR SERIES

DATE	RESULT	SCORE	LOCATION
9/21/24	W	64-0	ST. CHARLES, MO.



Jed Stugart is in his ninth season as the Lindenwood football head coach in 2025. Stugart has been a head coach for 19 seasons and has an all-time record of 132-62.

In 2024, Lindenwood finished with a 5-7 record, and a 4-4 mark inside conference play. Four of those wins came inside Hunter Stadium, including one of the biggest wins in program history, a 24-12 victory over then-number six ranked Southeast Missouri State on November 9. The Lions finished the season atop the Association in rushing yards per game, averaging 173.7 per contest.

Lindenwood garnered six all-conference selections at the end of the year, including Steve Hall, Jeff Caldwell, Vincent King, and Gareth Warren who were all named to the first team. Hall and Caldwell went on to be named All-Americans and Hall was also named Big South-DVC Offensive Freshman of the Year. Warren went on to compete in the East-West Shrine Bowl.

Under the direction of Stugart in 2023, Lindenwood finished the year with a 3-7 record, with two of those wins coming at home. The Lions opened the season with a convincing 77-9 win over Wisconsin-Stevens Point. In the rout, Lindenwood scored 56 points in the first half, breaking the program record for most points in a first half. Lindenwood took down Tennessee Tech 23-0 on October 7, marking the programs first shutout since 2015.

The Lions totaled four all-conference selections, and six weekly accolades in their first year in the Big South-DVC Association. Jeff Caldwell was a first team selection as a wide receiver, as he led the conference in receiving touchdowns with eight, including hauling in four in a 43-40 comeback win over Western Illinois on September 16.

In its first NCAA Division I season, Stugart guided the Lions to a 7-3 record, including a 4-1 mark inside Hunter Stadium. Lindenwood picked up a thrilling 21-20 road win over Houston Baptist, as they blocked a punt with 28 seconds left, which was recovered in the end zone for a game-winning score. Lindenwood earned another road victory on October 8 in a 52-49 win over Central Arkansas, which was the start of a four-game winning streak. During that stretch, Lindenwood earned its first win inside conference play after defeating Murray State in week six. The Lions received votes in the FCS weekly poll on three different occasions during the year.

Stugart helped produce one of the most successful quarterbacks in program history. Cade Brister capped off his career as the school's leader in passing yards, passing touchdowns, and total offense. The O'Fallon, Mo. native holds nearly every passing record, and is the only player in program history to pass for over 10,000 yards in a Lindenwood uniform, while being the only quarterback to rush for over 1,000 yards in his career. Brister is the only player to be named all-conference by three different leagues. Payton Rose set the all-time mark for receiving yards in a career with 3,366, while hauling in a program best 38 scores across his four-year career and was part of an offense that ranked fourth in NCAA Division I FCS with 509.1 yards per game in 2022.

In 2021, the Lions won their second-consecutive GLVC Championship with another perfect season in league play. Lindenwood closed out the season with a 9-3 record, while going 7-0 in the conference. For the second time in as many seasons in the GLVC, Stugart was named Coach of the Year. Stugart was joined by Drew Seers (defense), Spencer Redd (special teams), and Robert Giaimo (freshman) as major award winners.

The Lions accumulated 21 all-conference selections, while Seers went on to collect two first-team All-American honors. Seers was also voted as a finalist for the Cliff Harris award, which recognizes the top defensive player in the country. Seers was named the D2Football.com Defensive Player of the Year in his final season with the Lions. Lindenwood earned its second appearance in the NCAA Division II Football Playoffs for the second time since joining the NCAA. Academically, the Lions compiled three CoSIDA Academic All-District selections, while two moved on to earn Academic All-American accolades.

In week three of the season, the Lions tied the program record for most rushing touchdowns in a game with eight. Cade Brister ran the ball in five times, which was the most by an individual in 16 years. Lindenwood went into Kirksville, Mo. to upset No. 18 Truman State with the help of three rushing scores from Robert Giaimo. The following week, the Lions earned a win over Quincy with the help of three interceptions from Kai Ross, and a kick return for a touchdown by Spencer Redd. Just two weeks later, Redd returned a punt return for a touchdown for the first time in nine years. Lindenwood capped off the regular season with a win over McKendree, marking 14-consecutive wins for the Lions in the conference.

In the summer of 2020, Lindenwood earned a ranking of No. 13 in the Street and Smith Preseason Poll, while receiving the No. 17 spot in the LINDY'S Sports Preseason Poll. Drew Seers was featured on the College Football American Yearbook Division II Preseason Starting Lineup. Due to the COVID-19 pandemic, the start of the 2020 season was delayed. On October 6, 2020, the GLVC Council of Presidents voted to move the season into the spring semester, which featured a shortened schedule. On March 18, 2021, the Lindenwood football program opted out of the spring season out of concern for the health and well-being of the student-athletes.

Lindenwood had its best year in the NCAA era during the 2019 season, as the Lions earned a berth in the 2019



NCAA Division II Playoffs for the first time in school history. Stugart was named the 2019 GLVC Coach of the Year as the Lions posted a 9-4 overall record, with a perfect 7-0 record in the GLVC to capture the 2019 GLVC Championship. The Lions set four school records over the course of the season, while breaking one game record. Lindenwood rewrote four individual game records and 12 individual season records over the course of 2019.

Lindenwood garnered the GLVC Defensive Player of the Year in Drew and the GLVC Offensive Player of the Year in Cade Brister. Seers was named first-team All-American (Associated Press, AFCA, D2CCA), and second-team All-American (D2Football.com). Brister earned honorable-mention All-American (D2Football.com) recognition and was nominated as a Harlon Hill candidate. Erik Henneman was named second-team All-American (D2Football.com). Seers was named first-team all-region, while Henneman and Payton Rose each earned second-team all-region honors. Lindenwood tallied nine first-team all-GLVC players, with four second-team all-GLVC members, and two more on the honorable-mention list. The Lions earned GLVC Player of the Week 10 times, splitting five on each side of the ball.

Lindenwood ranked eighth in the country with 303 first downs, while standing ninth in the nation with 301.1 passing yards per game. The Lions ranked 16th in NCAA Division II with a 62.4 completion percentage. Stugart and the Lions closed out the 2019 season ranked No. 25 in the final AFCA Division II Coaches Poll of the year. Stugart led the Lions to a 5-1 record at home, including upset victories over No. 24 Truman State and No. 8 Ulind. Lindenwood won a thrilling 45-37 road victory over McKendree in the NCAA Division II Football Showcase Game of the Week. The Lions pulled off a come-from-behind victory over Truman State after rattling off 21 points in the fourth quarter. Lindenwood executed the perfect onside kick, which led to the game-winning touchdown. Lindenwood shocked the conference with a seven-point victory over Ulind, handing the Greyhounds their first conference loss in more than three years. Cade Brister set multiple school records during the game, as he completed 38 passes for 541 yards. The Lions closed out their home slate against Missouri S&T, sending off its senior class in thrilling fashion. On the final play of regulation, Jordan Perry blocked the field goal attempt by the Miners to send the game into overtime. The Lions scored the lone touchdown in the overtime period, giving Lindenwood its most home victories since the 2011 season.





GAME 1 AT ST. THOMAS

Stugart and the Lions advanced to the NCAA Division II Playoffs for the first time since joining the NCAA, and proved the doubters wrong. Lindenwood faced No. 5 Ouachita Baptist who stood undefeated on the season. The Lions fought their way to a 41-38 victory over the Tigers, earning their first playoff win since the 2009 season.

In 2018, Stugart led the Lions to 4-7 season with all wins coming on the road. The offense averaged the most plays per game in a single season with 76.0 during the 2018 season. Lindenwood placed 12 players on the all-MIAA football teams, including two first-team honorees. The two first-team selections were the most for Lindenwood since the 2015 season. The Lions had a record-setting game against Missouri Southern in a 51-13 victory in the second game of the season. Lindenwood scored seven touchdowns which tied for second in program history in a single game.

After scoring 42 points in a week three loss, Stugart guided the Lions to their first win over Emporia State in program history with a 48-41 victory. Lindenwood capped off the year with a wild 21-point fourth-quarter comeback victory over Missouri Western. The Lions scored with less than two minutes left in the game on an 11-play 99-yard drive. Lindenwood recovered the ensuing onside kick, and drove down to score the game-winning touchdown with 36 seconds left in the game.

The 2018 season was highlighted by All-American tight end Erik Henneman. Henneman was named first-team All-American by the AFCA, D2CCA, and D2Football.com after hauling in nine touchdowns on 57 receptions for 639 yards. Joining Henneman on the first-team all-MIAA list was senior defensive lineman Jonathan Harris. Harris was named first-team all-MIAA for the second-straight season as he amassed 11.5 tackles for loss and had six sacks in his final season with the Lions. Stugart had 12 Lions earn all-MIAA honors. Following the 2019 NFL Draft, Harris signed a training camp invite deal with the Chicago Bears.

In his first season at Lindenwood, Stugart led the Lions to their best season in five years. Lindenwood won four games, including a road victory at Pittsburg State, one of the toughest places to play in the MIAA. The Lions were also much more competitive in their other games, and they improved their scoring margin by nearly eight points a game. Statistically, Lindenwood had both its top offensive and defensive numbers since the program's first year in the MIAA. The biggest change Stugart made, though, was improving the program's culture, and building the blocks for future success, including signing the largest recruiting class during Lindenwood's NCAA era in 2018. Stugart coached 13 players that earned all-MIAA honors, the highest mark for the program since Lindenwood joined the MIAA. Among the honorees was Jonathan Harris earning first-team all-MIAA honors on the defensive line.

Stugart was the head football coach at Sioux Falls from 2010-16, and turned the program into one of the top ones in NCAA Division II. In seven seasons, he had a record of 65-17, including a 32-5 mark over the last three years. In his first season in 2010, Stugart led the Cougars to a conference championship, and the team advanced to the NAIA National Championship game. The program began the transition to the NCAA Division II level after that. Sioux Falls won 20 games over the next three years, including a 9-2 mark in its first season as a member of the Northern Sun Intercollegiate Conference (NSIC) in 2012.

Stugart earned a bachelor's degree from Azusa Pacific University in 1995 and a master's degree from Northern Colorado in 2003. He earned three letters as a linebacker from Azusa Pacific. Stugart and his wife, Angie, have a son, Gunner, and a daughter, Gracie.

COACHING CAREER

YEAR	SCHOOL	OVERALL RECORD	CONF. RECORD
2006	MidAmerica Nazarene	7-3	7-3
2007	MidAmerica Nazarene	9-3	8-2
2008	MidAmerica Nazarene	10-1	10-0
2010	Sioux Falls	13-1	10-0
2011	Sioux Falls	5-4	0-0
2012	Sioux Falls	9-2	9-2
2013	Sioux Falls	6-5	6-5
2014	Sioux Falls	11-1	11-1
2015	Sioux Falls	9-3	9-2
2016	Sioux Falls	12-1	11-0
2017	Lindenwood	4-7	4-7
2018	Lindenwood	4-7	4-7
2019	Lindenwood	9-4	7-0
2020	Lindenwood	-	-
2021	Lindenwood	9-3	7-0
2022	Lindenwood	7-3	1-3
2023	Lindenwood	3-7	1-5
2024	Lindenwood	5-7	4-4
2025	Lindenwood	0-0	0-0
Career	18th Year	132-62	109-41





DUSTY HOVORKA **OFFENSIVE COORDINATOR**

9TH SEASON AT LINDENWOOD

- Guided an offense that averaged 173.7 rushing yards per game last season
- Steve Hall was named Association Freshman of the Year
- Jeff Caldwell was tabbed an Honorable Mention All-American by AP
- The Lions had four All-Conference Performers in 2022



ERIC INAMA **DEFENSIVE COORDINATOR**

9TH SEASON AT LINDENWOOD

- Had one All-Conference Performer last season in Vincent King
- Earned a shutout win over St. Thomas in Week Four
- Led the OVC-Big South Association in forced fumbles with 13



BRYAN BALDWIN **SPECIAL TEAMS COORDINATOR**

10TH SEASON AT LINDENWOOD

- Helped Logan Seibert earn second team All-Conference accolades last season
- Seibert ranked top 20 nationally in field goal percentage a year ago
- Under Baldwin, Spencer Redd was named the GLVC Special Teams Player of the Year in 2021



JARRETT GRABBE **DEFENSIVE ENDS**

9TH SEASON AT LINDENWOOD

- Led the OVC-Big South in fumbles forced with 13 a year ago
- Accumulated 19 sacks on the year
- Kobe McClendon was named a Stats Perform FCS Freshman All-American in 2022
- Coached Jonathan Harris in 2018 who is now in the NFL with the Minnesota Vikings



LANE LAWSON **RUNNING BACKS**

6TH SEASON AT LINDENWOOD

- In his second season working with the running backs after guiding the safeties previously
- His running back group led the OVC-Big South in rushing yards per game last season at 173.7
- Steve Hall was named the Associations Offensive Freshman of the Year



HUNTER HARRIS **OFFENSIVE LINE**

1ST SEASON AT LINDENWOOD

- Joins the Lindenwood staff after spending 2024 at Quincy University where he coached offensive line and tight ends
- During that time, he coached four all-conference performers, including three on the offensive line
- No stranger to the OVC as he began his collegiate coaching career at former member Murray State



LAVELL JACKSON **WIDE RECEIVERS**

1ST SEASON AT LINDENWOOD

- Joins the staff after spending the last seven seasons at Minnesota State, coaching defensive backs
- He was tabbed to the Football Scoop Minority Watch List in 2022
- Guided the Mavericks to five NCAA DII playoff appearances



TOMMY CRAYTON **TIGHT ENDS**

1ST SEASON AT LINDENWOOD

- Comes to Lindenwood after spending 2024 at University of Texas Permian Basin
- Was recognized on the FootballScoop Minority Rising Starts Watch List
- Recently had stops at Western Illinois, Presbyterian College and Arkansas Tech



ALEX GARCIA **LINEBACKERS**

4TH SEASON AT LINDENWOOD

- First season as Linebackers Coach after spending the first three working with the defensive line
- Helped a defensive unit that led the conference in forced fumbles a year ago
- Had three All-Conference performers on the defense in the last two seasons



MONTY ROE **DEFENSIVE TACKLES**

1ST SEASON AT LINDENWOOD

- Came to Lindenwood after spending the last three years at Graceland as the Associate Head Coach and Defensive Coordinator
- Helped the Yellow Jackets win their first game in three years during the 2022 season
- During the 2024 season, Graceland finished 7-4, earning the most wins for the program in 20 years

SUPPORT STAFF

ISAAC AKERS
OFFENSIVE QUALITY CONTROL

JD WARD
DEFENSIVE QUALITY CONTROL

KENNY BOYER
OFFENSIVE QUALITY CONTROL

RYAN NORTHCOTT
VIDEO COORDINATOR

GUNNAR LEASOR
EQUIPMENT MANAGER

KEAGAN ROBERSON
DIRECTOR OF OPERATIONS

BROOKE METCALF
FOOTBALL OPERATIONS

DAVID SNYDER
CREATIVE

NICK HAMMOND
DEFENSIVE ANALYST

JORDAN PERRY
DEFENSIVE ANALYST

SHERRON SEALS
ON CAMPUS RECRUITING COORDINATOR

JC HULL
PERFORMANCE COACH

MEGAN HICKS
ATHLETIC TRAINER

ZAC BROWN
ATHLETIC TRAINER

CODY PACE
ATHLETIC TRAINER

SHAWN NAGEL
ACADEMIC COORDINATOR



2025 ROSTER

GAME 1 AT ST. THOMAS

NO.	NAME	POS.	HT.	WT.	YR.	HOMETOWN/HIGH SCHOOL
0	Ryan Boyd	WR	6-0	192	R-Fr.	St. Louis, Mo./Cardinal Ritter
0	Tajay Passmore	DE	6-3	255	R-Sr.	Queens, N.Y./Mater Dei
1	Rico Bond	WR	6-1	177	Rf.	St. Louis, Mo./East St. Louis
1	Eric Gant	DB	6-1	186	R-Sr.	Poway, Calif./Poway
2	Jarad Mosely	DB	6-2	197	R-Jr.	Riviera Beach, Fla./Cardinal Newman
2	Gavin Shaigineik	QB	6-0	180	R-So.	Orange County, Calif./Tesoro
3	Mason Jones	DB	6-0	195	R-So.	Omaha, Neb./Burke
3	CJ Reese	WR	6-4	195	Fr.	Littleton, Colo./Mountain Vista
4	Kobe McClendon	DL	6-2	263	R-Sr.	St. Louis, Mo./St. Mary's
4	Jalen Smith	WR	6-4	192	R-So.	Shiloh, Ill./O'Fallon Township
5	John Anthony	WR	6-4	202	R-Jr.	Chicago, Ill./Venice
5	Jacob Waller	LB	6-1	212	R-Jr.	Bellevue, Iowa/Bellevue
6	Hoyt Gregory	QB	6-3	211	Fr.	St. Louis, Mo./North Point
6	Jesse Smith	DE	6-5	256	R-So.	Daytona, Fla./Spruce Creek
7	Jayden Patrick	DB	5-11	189	R-Sr.	Tulsa, Okla./Jenks
7	Jared Rhodes	RB	6-1	218	R-Jr.	St. Louis, Mo./Ladue
8	Drew Krobath	WR	6-3	201	R-So.	Fenton, Mo./Rockwood Summit
8	Zach Neilsen	DE	6-3	236	R-Jr.	Brisbane, Australia/Albany Creek State School
9	Pops Battle	QB	6-0	192	R-Fr.	St. Louis, Mo./East St. Louis
9	Zech Pratt	DB	6-1	164	R-Jr.	Houlka, Miss./Tupelo
10	Jacques Wyatt	WR	6-5	189	R-So.	Clarksville, Tenn./Clarksville Academy
11	Caelum Jones	LB	6-4	212	R-So.	Cedar Rapids, Iowa/Xavier
12	Josh Newkirk	DB	6-3	179	R-So.	Bixby, Okla./Bixby
13	Alex Dawkins	DB	6-1	180	R-Jr.	Columbus, Miss./New Hope
14	Thomas Gothard	DB	6-3	190	R-So.	Tulsa, Okla./Union
15	Sanjay Strickland	LB	6-3	219	R-Sr.	Arvada, Colo./Pomona
16	Luke Cook	DB	6-2	176	R-So.	Gallatin, Tenn./Gallatin
17	Ethan Beard	LB	6-5	202	R-So.	Meridian, Idaho/Meridian
18	Nate Glantz	QB	6-2	210	R-Sr.	Elkhorn, Neb./Bellevue West
19	Sam Owens	DB	6-1	190	R-Fr.	Decatur, Ill./Macarthur
20	Elijah Thomas	DB	6-2	200	R-So.	St. Louis, Mo./De Smet
21	Robert Giaimo	RB	5-9	192	R-Sr.	Bartlett, Tenn./Bartlett
22	Steve Hall	RB	5-10	204	R-So.	St. Louis, Mo./MICDS
23	Devon Edwards	LB	6-2	220	R-Sr.	Longmont, Colo./Mead
24	Nolan O'Hara	LB	6-0	231	R-Jr.	Coatesville, Pa./Coatesville Area
25	Noel Vallejo	DB	5-11	167	R-Jr.	Los Angeles, Calif./La Habra
26	River Lakey	RB	5-10	188	R-So.	Frederick, Colo./Frederick
28	Brian Fitzmaurice Jr.	DB	6-0	193	Rf.	Ellisville, Mo./Marquette
29	Aiden Knapke	DB	6-0	194	Fr.	Aurora, Colo./Cherry Creek
30	Andrew Baumgart	LB	6-2	236	Rf.	De Pere, Wis./West De Pere
31	Mason Van Der Brink	LB	6-4	232	R-Fr.	Runnells, Iowa/Southeast Polk
32	Legend Robinson	LB	6-1	220	R-Jr.	Hoisington, Kan./Hoisington
33	Evan Shaigineik	RB	5-6	139	Fr.	Orange County, Calif./Santa Margarita
34	Owen Thomas	LB	6-3	229	R-Fr.	Council Bluffs, Iowa/Lewis Central
35	Bryce Giesler	RB	5-9	199	R-So.	Ste. Genevieve, Mo./Valle Catholic
36	La'Revious Woods	RB	5-8	216	Fr.	East St. Louis, Ill./East St. Louis
37	Will Graham	K	6-0	191	R-So.	Centralia, Ill./Centralia
38	Caleb Jacobmeier	LB	6-1	211	R-So.	Bellevue, Neb./Bellevue West
39	Luke Zook	DB	6-1	192	Fr.	Yorkville, Ill./Yorkville
40	A.J. Vinatieri	P	6-1	185	R-Jr.	Zionsville, Ind./Zionsville
41	Zach Lewis	LB	6-2	235	R-So.	Superior, Colo./Fairview
42	Connor Lander	P	5-11	174	Rf.	St. Louis, Mo./Parkway Central
43	Aiden Grote	TE	6-6	253	Fr.	Bowling Green, Mo./Bowling Green
44	Ke'Andre McClendon	DE	6-2	246	Fr.	St. Louis, Mo./East St. Louis
45	Nelson Pipes	LS	6-2	231	R-Sr.	Hallsville, Mo./Hallsville
47	Nick Manzardo	WR	6-2	188	Fr.	Naperville, Ill./Naperville North

NO.	NAME	POS.	HT.	WT.	YR.	HOMETOWN/HIGH SCHOOL
48	Tristan Ginn	DE	6-3	220	R-Fr.	Henrico, Va./Goodwin
49	Carter Johnson	DB	6-4	215	Fr.	Waukee, Iowa/Waukee
50	Blake Ashby	LB	6-2	229	Fr.	Eureka, Mo./Eureka
51	Brogan Hartmann	K	6-2	188	Fr.	O'Fallon, Ill./O'Fallon Township
52	Jaymason Willingham	LB	6-2	225	R-Sr.	Steilacoom, Wash./Steilacoom
53	Maika Finau	DL	6-2	274	R-Jr.	Makawao, Hawaii/Summit
54	Zach Ely	LS	6-0	202	R-Fr.	Broomfield, Colo./Broomfield
55	Tony Failla	OL	6-3	298	R-Jr.	Omaha, Neb./Millard West
56	Gavin Hulet	OL	6-6	309	R-Sr.	Fort Worth, Texas/Richland
57	David Amaliri	DE	6-4	231	Rf.	Winnipeg, Manitoba/Clearwater Academy International
58	Andrew Swingle	OL	6-5	300	R-Fr.	Wildwood, Mo./Eureka
59	Daniel Simon	DE	6-5	260	R-Fr.	Winneconne, Wis./Winneconne
60	Trey Morrison	OL	6-5	336	R-Jr.	Terry, Miss./Terry
62	Jack Berry	LS	6-1	239	R-Jr.	Weldon Spring, Mo./Francis Howell
65	Gabe Gaines	OL	6-3	293	R-So.	Choctaw, Okla./Choctaw
66	Aiden Taylor	OL	6-2	294	R-Fr.	East St. Louis, Ill./East St. Louis
67	Connor Cook	OL	6-9	353	Fr.	Omaha, Neb./Omaha North
69	Eli Freeman	OL	6-5	301	R-So.	Lebanon, Tenn./Lebanon
70	Carter Briddell	OL	6-3	294	Fr.	Wentzville, Mo./North Point
71	Chris Abihudi	DT	6-0	302	R-Fr.	Carpentersville, Ill./Hampshire
72	Cody Kamfonik	OL	6-5	319	R-Jr.	San Diego, Calif./Madison
73	Quinn Brown	OL	6-4	273	Rf.	Wentzville, Mo./Holt
74	Danny Zarco	OL	6-4	304	R-Fr.	Chicago, Ill./Lyons Township
75	Logan Hunter	OL	6-4	321	R-So.	Johnston City, Ill./Johnston City
76	Cam Lawson	OL	6-5	299	R-Jr.	Liberty, Mo./Liberty
77	Joshua Robinson	OL	6-8	300	R-So.	St. Louis, Mo./Cardinal Ritter
78	Jacob O'Donnell	OL	6-6	308	Fr.	Lenexa, Kan./Shawnee Mission Northwest
79	Nate Compere	OL	6-4	301	R-So.	Crystal Lake, Ill./Crystal Lake South
80	Mac Busted	TE	6-7	242	R-So.	Fort Collins, Colo./Fossil Ridge
81	Cole Watson	TE	6-5	233	R-So.	Lawrence, Kan./Lawrence
82	Elijah Roy	WR	6-4	159	Fr.	Colorado Springs, Colo./Pine Creek
83	Luke Birkner	TE	6-2	227	Rf.	Farmington, Mo./Farmington
84	Vaughn Johnson	TE	6-6	237	R-Fr.	Mason, Ohio/William Mason
85	Mason Brown	TE	6-3	240	R-Jr.	Fenton, Mo./Rockwood Summit
86	Darrin Fugitt	TE	6-5	240	R-Jr.	Bolivar, Mo./Bolivar
87	Chris Camy	TE	6-8	247	R-Sr.	Visalia, Calif./El Diamante
88	Christopher Bennett Jr.	WR	5-5	169	Fr.	East St. Louis, Ill./East St. Louis
89	Waylon DeGrave	WR	6-3	207	R-Fr.	Monroe City, Mo./Monroe City
90	Mason Burke	DE	6-4	272	Rf.	Wentzville, Mo./Holt
91	Ashtin Rustemeyer	DT	6-2	273	R-Jr.	St. Charles, Mo./Lutheran St. Charles
92	Reece Satterwhite	DE	6-2	264	Fr.	Owasso, Okla./Owasso
93	Tomasi Finau	DT	6-0	244	R-Jr.	Makawao, Hawaii/King Kekaulike
94	Feki Finau	DT	6-1	289	R-Fr.	Makawao, Hawaii/King Kekaulike
95	Keenan Paschall	DT	6-2	269	R-Fr.	Minneapolis, Minn./DeLaSalle
96	Demetrius Jones	DT	6-2	281	R-Fr.	St. Louis, Mo./Lutheran North
97	Jamison Kemp	DT	6-2	302	R-So.	Omaha, Neb./Omaha Central
98	Andrew Zook	DT	6-4	289	R-So.	Yorkville, Ill./Yorkville
99	Eddie Becu	DT	6-1	292	R-Fr.	Cedar Rapids, Iowa/Xavier
	DeVonta Owens	DB	6-0	181	R-Jr.	Tulsa, Okla./Bixby
	Marcellus Linton	DB	6-2	180	Jr.	Lake Elsinore, Calif./Lakeside

PRONUNCIATION GUIDE

Pronunciation Guide
#10 Jacques Wyatt - Jah - Quez
#11 Caelum Jones - Kay - lum
#21 Robert Giaimo - G - Ah - Moe
#35 Bryce Giesler - GEESE - lur
#23 Devon Edwards - Devin
#40 AJ Vinatieri - Vin - a - terry

#53 Maika Finau - My - kuh Fee - Now
#55 Tony Failla - Fuh - Lee - Uh
#57 David Amaliri - uh MAHL - or - ee
#72 Cody Kamfonik - Camf - Ahn - ik
#79 Nate Compere - Compare
#86 Darrin Fugitt - Few - Get
#87 Chris Camy - Came - E

#99 Eddie Becu - Bee - koo

Jed Stugart - Stu - Gurt
Dusty Hovorka - Ho - Vor - Ka
Eric Inama - Eye - Nam - Uh
Jarrett Grabbe - Grab



Chris Abihudi
FR - DL



David Amaliri
RSD - DE



John Anthony
RJR - WR



Blake Ashny
FR - LB



Pops Battle
RFR - QB



Andrew Baumgart
RFR - LB



Ethan Beard
RSD - LB



Eddie Becu
RFR - DT



Christopher Bennett Jr.
RSD - LS



Jack Berry
RJR - LS



Luke Birkner
RFR - TE



Rico Bond
RFR - WR



Ryan Boyd
RFR - WR



Carter Briddell
FR - OL



Mason Brown
JR - TE



Quinn Brown
RFR - OL



Mason Burke
RFR - DE



Mac Busted
RSD - TE



Chris Camy
RSR - TE



Nate Compere
RSD - OL




Connor Cook
FR - OL



Luke Cook
RSD - DB



Alex Dawkins
RJR - DB



Waylon DeGrave
RFR - WR



Devon Edwards
RSR - LB



Zach Ely
RFR - LS



Tony Failla
RJR - OL



Feki Finau
RFR - DT



Maika Finau
RJR - DL



Tomasi Finau
RJR - DT



Brian Fitzmaurice Jr.
RFR - DB



Eli Freeman
RFR - DB



Darrin Fugitt
RJR - TE



Gabe Gaines
RSD - OL



Eric Gant
RSR - DB



Robert Giaino
RSR - RB



Bryce Geisler
RSD - RB



Tristan Ginn
RFR - DE



Nate Glantz
RSR - QB



Thomas Gothard
RSD - DB



Will Graham
RSD - K



Hoyt Gregory
FR - QB



Aiden Grote
FR - TE



Steve Hall
RSD - RB




Brogan Hartmann
FR - K



Gavin Hulet
RSR - OL




Logan Hunter
RSD - OL



Caleb Jacobmeier
RSD - LB



Carter Johnson
FR - LB



Vaughn Johnson
RFR - TE



Caelum Jones
RSD - LB



Demetrius Jones
RFR - DT



Mason Jones
RSD - DB



Cody Kamfonik
RJR - OL



Jamison Kemp
RSD - DT



Aiden Knapke
FR - DB



Drew Krubath
RSD - WR



River Lakey
RSD - RB



Connor Lander
RFR - K



Cam Lawson
RJR - OL



Zach Lewis
RSD - LB



Marcellus Linton
JR - DB



Nick Manzardo
FR - WR



Ke'Andre McClendon
FR - DE



Kobe McClendon
JR - DL



Trey Morrison
RJR - OL



Jarad Mosely
RJR - DB




Zach Nailsen
RJR - DE



Josh Newkirk
RSD - DB



Jacob O'Donnell
FR - OL



Nolan O'Hara
RJR - LB



DeVonta Owens
RJR - DB



Sam Owens
RFR - DB



Keenan Paschall
RFR - DT



Tajay Passmore
RSR - DE



Jayden Patrick
RSR - DB



Nelson Pipes
RSR - LS



Zech Pratt
RJR - DB



CJ Reese
FR - WR



Jared Rhodes
RJR - RB



Joshua Robinson
RSD - OL



Legend Robinson
RJR - LB



Elijah Roy
FR - WR



Ashtin Rustemeyer
RJR - DT



Reece Saterwhite
FR - DE



Evan Shaigineik
FR - RB



Gavin Shaigineik
RSD - QB



Daniel Simon
RFR - DE



Jalen Smith
RSD - WR



Jesse Smith
RSD - DE



Sanjay Strickland
RSR - LB



Andrew Swingle
RFR - OL



Aiden Taylor
RFR - OL



Elijah Thomas
RSD - DB



Owen Thomas
RFR - LB



Noel Vallejo
RJR - DB



2025 ROSTER - ALPHABETICAL

GAME 1 AT ST. THOMAS



Mason Van Der Brink
RFR - LB



AJ Vinatieri
RJR - P



Jacob Waller
RJR - LB



Cole Watson
RSD - TE



Jaymason Willingham
RSR - LB



La'Revious Woods
FR - RB



Jaques Wyatt
RSD - WR



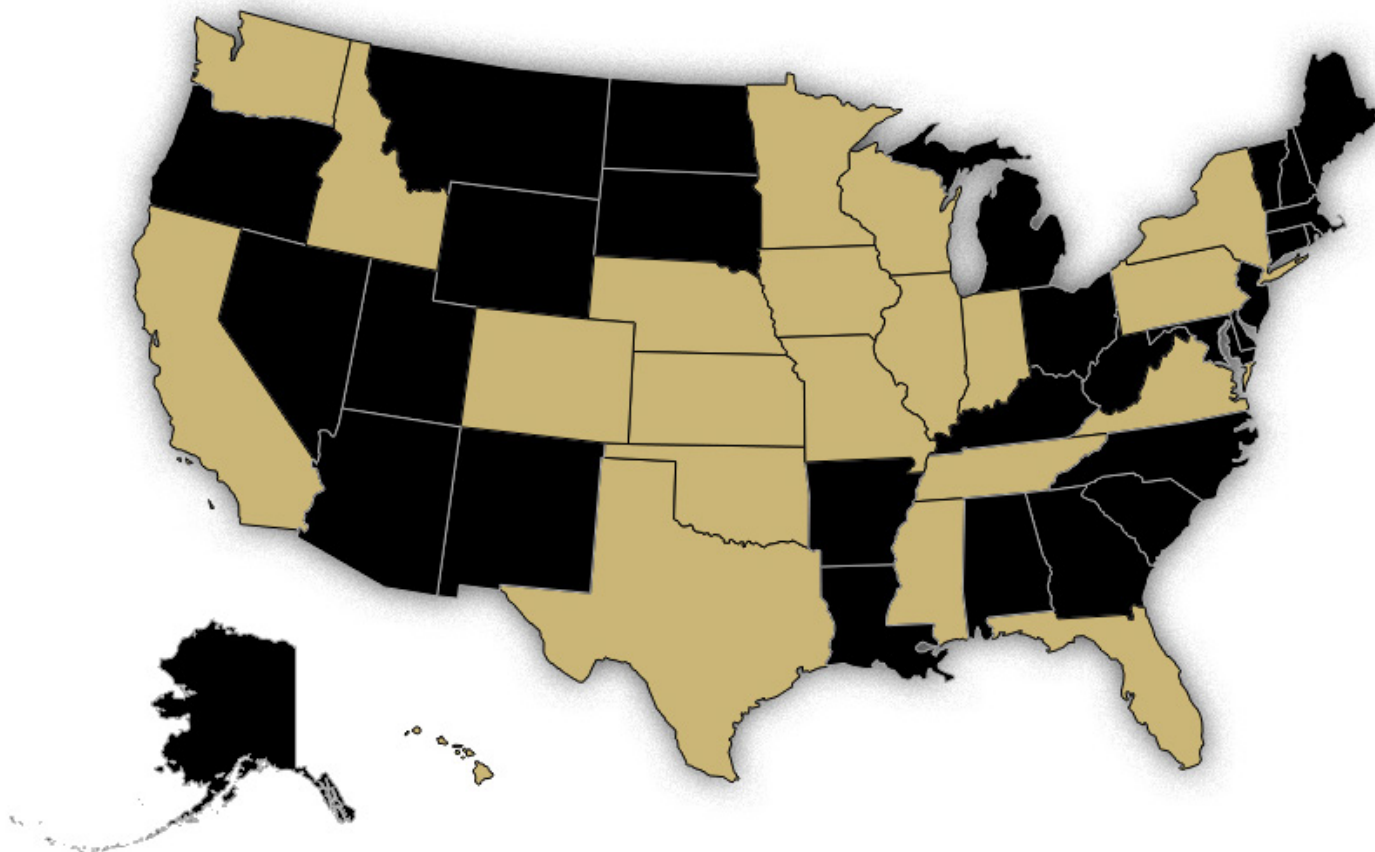
Danny Zarco
RFR - OL



Andrew Zook
RSD - DT



Luke Zook
FR - DB

**California - 7**

Chris Camy
Eric Gant
Cody Kamfonik
Marcellus Linton
Evan Shaigineik
Gavin Shaigineik
Noel Vallejo

Colorado - 9

Mac Busted
Devon Edwards
Zach Ely
Aiden Knapke
River Lakey
Zach Lewis
CJ Reese
Elijah Roy
Sanjay Strickland

Florida - 2

Jarad Mosely
Jesse Smith

Hawaii - 3

Feki Finau
Maika Finau
Tomasi Finau

Idaho - 1

Ethan Beard

Illinois - 14

Chris Abihudi
John Anthony
Christopher Bennett Jr.
Nate Compere
Will Graham
Brogan Hartman
Logan Hunter
Nick Manzrdo
Sam Owens
Jalen Smith
Aiden Taylor
Danny Zarco
Andrew Zook
Luke Zook

Indiana - 1

AJ Vinatieri

Iowa - 6

Eddie Becu
Carter Johnson
Caelum Jones
Owen Thomas
Mason Van Der Brink
Jacob Waller

Kansas - 3

Legend Robinson
Jacob O'Donnell
Cole Watson

Mississippi - 3

Alex Dawkins
Trey Morrison
Zech Pratt

Minnesota - 1

Keenan Paschall

Missouri - 28

Blake Ashby
Pops Battle
Jack Berry
Luke Birkner
Rico Bond
Ryan Boyd
Carter Briddell
Mason Brown
Quinn Brown
Mason Burke
Waylon DeGrave
Brian Fitzmaurice Jr.
Darrin Fugitt
Bryce Giesler
Hoyt Gregory
Steve Hall
Demetrius Jones
Drew Krobath
Connor Lander
Cam Lawson
Ke'Andre McClendon
Kobe McClendon
Nelson Pipes

Jared Rhodes
Joshua Robinson
Ashtin Rustemeyer
Andrew Swingle
Elijah Thomas

Nebraska - 5

Tony Failla
Nate Glantz
Caleb Jacobmeier
Mason Jones
Jamison Kemp

New York - 1

Tajay Passmore

Oklahoma - 6

Gabe Gaines
Thomas Gothard
DeVonta Owens
Josh Newkirk
Jayden Patrick
Reece Satterwhite

Pennsylvania - 1

Nolan O'Hara

Tennessee - 4

Luke Cook
Eli Freeman
Robert Giaimo
Jacques Wyatt

Texas - 1

Gavin Hulet

Virginia - 1

Tristan Ginn

Washington - 1

Jaymason Willingham

Wisconsin - 2

Andrew Baumgart
Daniel Simon

International**Australia - 1**

Zach Nielsen

Canada - 1

David Amiliri



Hunter Stadium is one of the busiest places on campus throughout the year. It is the home for Lindenwood football, men's and women's soccerwomen's lacrosse. The stadium was built in 1976 by the St. Louis football Cardinals as a place to hold their training camp. In 1988, the stadium was renovated and a new artificial turf was installed. Eleven years later in 1999, Hunter Stadium debuted a new turf called Astro Play. After the 2004 season, Hunter Stadium would undergo its biggest renovation. The stadium was to be completely renovated, including end zone seating, a brand new two-story press box with luxury boxes, and a new concession area.

In 2009, the playing surface at the facility was replaced with EnviroTurf. The next renovation was more of an addition. The Student-Athlete Center, an academic success center including coaches' offices, and new locker rooms, was built in 2012. The three-story building was added behind the south end zone. In 2018 a new Ram Turf surface was placed on the field.

The stadium hosted NAIA football playoff games in 2004, 2008, 2009, and 2010 and the NAIA Women's Soccer National Championships in 2001 and 2002. In 2009, 2010, and 2015, the St. Louis Rams held training camp scrimmages at Hunter Stadium. Each of the three games drew over 5,000 specators. During the NFL lockout in 2011, several St. Louis Rams players chose Lindenwood for offseason training. The stadium is named after Dr. Harlen C. Hunter, who founded the St. Louis Orthopedic Sports Medicine Clinic in Chesterfield in 1979, the first clinic of its kind in the St. Louis area. Hunter's contributions were the key to the upgrades of the playing surface in 1988.

STADIUM FACTS

Capacity	6,000
Surface	Ram Turf
Location	St. Charles, Mo.
First Game	1990
First Opponent	Dana (Neb.)
Score	Lindenwood 21-14
All-Time Home Record	109-79



YEAR-BY-YEAR HOME RECORDS

YEAR	RECORD
1990	5-2
1991	2-3
1992	1-4
1993	2-4
1994	2-2
1995	4-3
1996	3-2
1997	4-1
1998	3-1
1999	3-2
2000	1-6
2001	3-2
2002	1-4
2003	3-3
2004	5-1
2005	4-1
2006	4-2
2007	5-0
2008	6-0
2009	7-0
2010	5-1
2011	5-1
2012	4-2
2013	2-3
2014	0-5
2015	2-4
2016	2-3
2017	2-4
2018	0-5
2019	5-1
2020	0-0
2021	4-1
2022	4-1
2023	2-3
2024	4-2
2025	0-0
Overall	109-79



GAME 1 AT ST. THOMAS

2024 OVC-BIG SOUTH STANDINGS

SCHOOL	CONF	CONF %	OVERALL	PCT	HOME	AWAY	NEUTRAL	LID	STREAK
SOUTHEAST MISSOURI	6-2	.750	9-4	.692	5-1	3-3	1-0	7-3	L2
TENNESSEE TECH	6-2	.750	7-5	.583	4-1	3-4	0-0	7-3	W5
UT MARTIN	6-2	.750	9-5	.643	4-2	5-3	0-0	8-2	L1
TENNESSEE STATE	6-2	.750	9-4	.692	4-1	4-3	1-0	7-3	L1
LINDENWOOD	4-4	.500	5-7	.417	4-2	1-5	0-0	5-5	L1
WESTERN ILLINOIS	3-5	.375	4-8	.333	3-2	1-6	0-0	4-6	W1
GARDNER-WEBB	3-5	.375	4-8	.333	2-3	2-5	0-0	4-6	L2
EASTERN ILLINOIS	2-6	.250	3-9	.250	3-2	0-7	0-0	2-8	L1
CHARLESTON SOUTHERN	0-8	.000	1-11	.083	0-5	1-6	0-0	0-10	L10

THIS WEEK

DAY	MATCHUP	TIME (CT)
THUR.	LINDENWOOD AT ST. THOMAS	6:00 PM
THUR.	EASTERN ILLINOIS VS DAYTON	6:00 PM
THUR.	UT MARTIN AT OKLAHOMA STATE	6:30 PM
FRI.	WESTERN ILLINOIS AT ILLINOIS	6:30 PM
SAT.	TENNESSEE TECH VS CUMBERLAND	12:00 PM
SAT.	TENNESSEE STATE VS NORTH CAROLINA A&T	3:30 PM
SAT.	SEMO AT ARKANSAS STATE	6:00 PM
SAT.	GARDNER-WEBB AT WESTERN CAROLINA	5:00 PM
SAT.	CHARLESTON SOUTHERN AT VANDERBILT	6:00 PM



2024 OVC-BIG SOUTH PLAYERS OF THE WEEK

OFFENSIVE PLAYER OF THE WEEK				DEFENSIVE PLAYER OF THE WEEK				SPECIAL TEAMS PLAYER OF THE WEEK				FRESHMAN OF THE WEEK			
Week	Name	Position	School	Week	Name	Position	School	Week	Name	Position	School	Week	Name	Position	School
1	Draylen Ellis	QB	TSU	1	Steve Zayachowsky	LB	CSU	1	James Lowry	K	TSU	1	Spencer Ashby	P	TTU
2	Paxton DeLaurent	QB	SEMO	2	Tylan Hollis*	LB	CSU	2	Gilbert Brown	P	CSU	2	Drew Schiller	K	EIU
3	Draylen Ellis*	QB	TSU	2	Bryce Norman*	LB	SEMO	3	Jaren Van Winkle	K/P	UTM	3	Steve Hall*	RB	LWU
3	Nathan Lamb*	QB	WIU	3	Vincent King	LB	LWU	4	Logan Seibert*	K	LWU	3	Sanders Ellis*	LB	TSU
4	Paxton DeLaurent	QB	SEMO	4	Hudson Tucker	OL	TTU	4	Jacob Horvath*	P	EIU	4	Payton Brown	RB	SEMO
5	Jeff Caldwell	WR	LWU	5	Theron Gaines*	OL	TTU	5	OC Pippin	K	SEMO	5	Sanders Ellis	LB	TSU
6	Paxton DeLaurent	QB	SEMO	5	Oshae Baker*	DB	UTM	6	OC Pippin*	K	SEMO	6	Tyson Greenwade	RB	CSU
7	Paxton DeLaurent	QB	SEMO	6	Aidan Harrison	LB	WIU	6	Antonio Chadha*	K	WIU	7	Quenton Rogers	WR	EIU
8	Nathan Lamb	QB	WIU	7	Bryce Norman	LB	SEMO	7	Logan Seibert	K	LWU	8	Steve Hall*	RB	LWU
9	Nathan Lamb	QB	WIU	8	Vincent King	LB	LWU	8	CJ Evans	RB	TSU	8	Sanders Ellis*	LB	TSU
10	MJ Flowers	RB	EIU	9	Jaylan Sharpe	LB	UTM	9	OC Pippin*	K	SEMO	9	Steve Hall	RB	LWU
11	Cooper Williams	WR	EIU	10	Davion Williams*	DB	CSU	10	CJ Evans	RB	TSU	10	Tyson Greenwade	RB	CSU
12	Paxton DeLaurent	QB	SEMO	10	Cayman Spaulding*	DB	TTU	11	Jaren Van Winkle	K/P	UTM	11	Steve Hall	RB	LWU
				11	Bryce Norman	LB	SEMO	12	OC Pippin	K	SEMO	12	Sanders Ellis	LB	TSU
				12	Daniel Rickert	OL	TTU								

* - Co Player of the Week

LINDENWOOD NEWS & NOTES

SEASON OPENERS

The Lions are opening the season on the road for the second consecutive year. Lindenwood is seeking its first 1-0 start since 2023 and the Lions defeated St. Thomas last year 64-0. The Black and Gold are 5-5 in their last 10 season openers

PRESEASON PRAISE

After being named the OVC-Big South Offensive Freshman of the Year in 2024, running back Steve Hall was tabbed as the Preseason Offensive Player of the Year heading into the 2025 season. The St. Louis, Mo. native had an outstanding redshirt freshman campaign, rushing for 808 yards and five scores, while averaging 7.3 yards per carry. At the conclusion of the season, Hall was named a Freshman All-American by Phil Steele and FCS Football Central. As a team, Lindenwood received votes in the FCS Coaches Preseason Poll

PLAYERS TO WATCH

Lindenwood had 11 players earn preseason recognition by the Association as Players to Watch. Nate Glantz joined Hall on the offensive side of the ball, along with Rico Bond, Darrin Fugitt, Gavin Hulet, and Will Graham. Defensively, Devin Edwards, Jayden Patrick, Tajay Passmore, and Nelson Pipes garnered recognition. Glantz, Edwards, Patrick, Fugitt, and Pipes were named Team Captains heading into the 2025 season.



POLLS & RANKINGS

GAME 1 AT ST. THOMAS

FCS COACHES POLL

RANK	SCHOOL (FIRST-PLACE VOTES)	2024 RECORD	POINTS	PREVIOUS RANK
1.	North Dakota St. (26)	14-2	650	1
2.	Montana St.	15-1	612	2
3.	South Dakota St.	12-3	581	3
4.	UIW	11-3	541	6
5.	South Dakota	11-3	521	4
6.	Illinois St.	10-4	466	9
7.	UC Davis	11-3	456	5
8.	Tarleton St.	10-4	454	12
9.	Montana	9-5	447	13
10.	Rhode Island	11-3	416	11
11.	Mercer	11-3	396	7
12.	Idaho	10-4	371	8
13.	Villanova	10-4	338	10
14.	Sacramento St.	3-9	265	NR
15.	Lehigh	9-4	207	22
16.	ACU	9-5	203	15
17.	Jackson St.	12-2	200	14
18.	Northern Arizona	8-5	168	21
19.	Western Carolina	7-5	147	NR
20.	Southern Illinois	4-8	132	NR
21.	Monmouth (N.J.)	6-6	116	NR
22t.	Richmond	10-3	111	17
22t.	Tennessee Tech#8	7-5	111	NR
24.	Stephen F. Austin	7-5	82	NR
25.	Stony Brook#	8-4	69	NR

* - DVC Big South School | # - 2025 Opponent

Others Receiving Votes: UT Martin, 50; Harvard, 40; Southeastern Louisiana, 36; South Carolina St., 25; Southeast Missouri St., 25; East Tennessee St., 24; New Hampshire, 21; Eastern Kentucky, 19; North Dakota, 19; Youngstown St., 16; Chattanooga, 14; Tennessee St., 14; Dartmouth, 13; North Carolina Central, 13; Central Connecticut St., 11; Southern Utah, 9; Lafayette, 6; Central Arkansas, 5; Northern Iowa, 5; San Diego, 5; Indiana St., 4; Lindenwood, 4; Lamar, 3; Holy Cross, 2; Southern, 2; Yale, 2; Bucknell, 1; Eastern Washington, 1; Samford, 1.

AS OF 8/11/25

STATS PERFORM FCS TOP 25

RANK	SCHOOL (FIRST-PLACE VOTES)	2024 RECORD	POINTS	PREVIOUS RANK
1	North Dakota State (54)	14-2	1398	1
2	Montana State	15-1	1335	2
3	South Dakota State	12-3	1266	3
4	South Dakota	11-3	1227	4
5	UIW	11-3	1138	6
6	Illinois State	10-4	1015	11
7	Montana	9-5	1004	10
8	UC Davis	11-3	938	5
9	Rhode Island	11-3	928	9
10	Tarleton State	10-4	912	13
11	Mercer	11-3	824	8
12	Idaho	10-4	747	7
13	Villanova	10-4	737	12
14	Lehigh	9-4	493	20
15	Sacramento State	3-9	492	NR
16	Abilene Christian	9-5	436	14
17	Jackson State	12-2	336	18
18	Western Carolina	7-5	335	NR
19	Northern Arizona	8-5	312	22
20	Southern Illinois	4-8	310	NR
21	Tennessee Tech*#	7-5	284	NR
22	Monmouth	6-6	274	NR
23	Stephen F. Austin	7-5	183	NR
24	Stony Brook#	8-4	181	NR
25	Richmond	10-3	154	15

* - DVC Big South School | # - 2025 Opponent

Others Receiving Votes: Harvard 139; Southeast Missouri 127; Southern Utah 123; UT Martin 92; North Dakota 88; Eastern Kentucky 80; Chattanooga 69; ETSU 68; South Carolina State 35; New Hampshire 22; Tennessee State 21; Southeastern Louisiana 19; North Carolina Central (18; Youngstown State 16; Duquesne 2

AS OF 8/4/25

TRACKING THE LIONS

WEEK	FCS COACHES	STATS PERFORM
PRESEASON	RV	NR

2025 LINDENWOOD FOOTBALL DEPTH CHART - WK 1 AT ST. THOMAS

OFFENSE						DEFENSE					
POS	NO	NAME	HT	WT	YR	POS	NO	NAME	HT	WT	YR
QB	18	Nate Glantz	6-2	200	Sr.	DE	0	Tajay Passmore	6-2	255	Sr.
	9	Pops Battle	6-0	192	Fr.		8	Zach Neilsen	6-1	235	Jr.
RB	22	Steve Hall	5-10	205	So.	DT	98	Andrew Zook	6-4	290	So.
	7	Jared Rhodes	6-0	220	Jr.		92	Reece Satterwhite	6-2	258	Fr.
WR	8	Drew Krobath	6-2	205	So.	DT	91	Ashtin Rustemeyer	6-2	280	Jr.
	4	Jalen Smith	6-3	190	So.		99	Eddie Becu	6-0	290	Fr.
WR	1	Rico Bond	6-0	180	Fr.	DE	4	Kobe McClendon	6-2	260	Sr.
	89	Waylon DeGrave	6-3	207	Fr.		6	Jesse Smith	6-6	255	So.
WR	5	John Anthony	6-4	195	Jr.	LB	5	Jacob Waller	6-0	210	Jr.
	0	Ryan Boyd	5-11	185	So.		52	Jaymason Willingham	6-1	227	Sr.
TE	86	Darrin Fugitt	6-4	238	Jr.	LB	41	Zach Lewis	6-1	230	So.
	81	Cole Watson	6-4	235	So.		24	Nolan O'Hara	6-0	218	Jr.
LT	77	Josh Robinson	6-7	290	So.	LB	15	Sanjay Strickland	6-2	220	Sr.
	73	Quinn Brown	6-4	270	Fr.		11	Caelum Jones	6-4	210	So.
LG	79	Nate Compere	6-3	290	So.	CB	7	Jayden Patrick	5-11	185	Sr.
	65	Gabe Gaines	6-3	295	So.		2	Jarad Moseley	6-2	193	Jr.
C	58	Andrew Swingle	6-4	300	Fr.	S	1	Eric Gant	6-0	190	Sr.
	55	Tony Failla	6-2	300	Jr.		13	Alex Dawkins	6-0	180	Jr.
RG	66	Aiden Taylor	6-2	300	Fr.	S	3	Mason Jones	5-11	200	So.
	69	Eli Freeman	6-5	300	So.		20	Elijah Thomas	6-2	200	So.
RT	56	Gavin Hulet	6-5	310	Sr.	CB	19	Sam Owens	6-1	190	Fr.
	76	Cameron Lawson	6-4	290	Jr.		12	Josh Newkirk	6-3	180	So.
SPECIAL TEAMS											
K	37	Will Graham	6-0	190	So.	KR	1	Rico Bond	6-0	180	Fr.
	40	AJ Vinatieri	6-1	185	Jr.		7	Jayden Patrick	5-11	185	Sr.
H	40	AJ Vinatieri	6-1	185	Jr.	PR	1	Rico Bond	6-0	180	Fr.
	18	Nate Glantz	6-2	200	Sr.		7	Jayden Patrick	5-11	185	Sr.
P	40	AJ Vinatieri	6-1	185	Jr.						
	37	Will Graham	6-0	190	So.						
LS	45	Nelson Pipes	6-2	230	Sr.						
	62	Jack Berry	6-1	240	Jr.						



GAME 1 AT ST. THOMAS

2025 LINDENWOOD GAME-BY-GAME STARTERS

OFFENSE

<u>GAME</u>	<u>WR</u>	<u>WR</u>	<u>LT</u>	<u>LG</u>	<u>C</u>	<u>RG</u>	<u>RT</u>	<u>QB</u>	<u>RB</u>	<u>TE</u>	<u>WR</u>
UST											
APP											
CSU											
STB											
MOH											
UTM											
TTU											
GWU											
TSU											
WIU											
EIU											
SEMO											

DEFENSE

<u>GAME</u>	<u>DE</u>	<u>DT</u>	<u>DT</u>	<u>DE</u>	<u>LB</u>	<u>LB</u>	<u>LB</u>	<u>CB</u>	<u>S</u>	<u>S</u>	<u>CB</u>
UST											
APP											
CSU											
STB											
MOH											
UTM											
TTU											
GWU											
TSU											
WIU											
EIU											
SEMO											

SPECIAL TEAMS

<u>GAME</u>	<u>KOR</u>	<u>PR</u>	<u>PK</u>	<u>KO</u>	<u>P</u>	<u>LS</u>	<u>HOLD</u>
UST							
APP							
CSU							
STB							
MOH							
UTM							
TTU							
GWU							
TSU							
WIU							
EIU							
SEMO							



2025 ST. THOMAS ROSTER GAME 1 AT ST. THOMAS

NO.	NAME	POS.	HT.	WT.	YR.	HOMETOWN/HIGH SCHOOL
1	Gabriel Abel	RB	5' 8"	199	Sr.	Trenton, N.J./Salisbury School
1	Pierce McCrary	WR	6' 2"	193	Fr.	Cedar Rapids, Iowa/Kennedy
2	Logan Cassady	DB	6' 1"	187	Sr.	Truro, Iowa/Interstate 35 High
2	Andy Peters	QB	6' 3"	222	5th	Boise, Idaho/Timberline
3	Griffin Bowers	DB	5' 10"	176	So.	Mequon, Wis./Homestead
3	Quentin Cobb-Butler	AP	5' 7"	165	So.	Woodbury, Minn./Woodbury
4	Cade Caruso	LB	5' 7"	208	So.	St. Paul, Minn./St. Thomas Academy
4	JaShawn Todd	RB	5' 9"	192	5th	Atchinson, Kansas/Oaks Christian
5	Preston Franklin	DB	5' 10"	174	Fr.	Kansas City, Mo./Liberty
5	Eli Paulson	WR	5' 7"	174	Jr.	Ramey, Minn./Anoka
6	Ty Nielsen	DB	5' 10"	200	So.	Elkhorn, Neb./Elkhorn South
6	Joseph Obeto	DB	5' 9"	187	Sr.	Covina, Calif./Charter Oak
7	Davyne Jones	DB	5' 10"	171	Fr.	Kansas City, Mo./Lincoln Prep
7	Amari Powell	QB	6' 0"	199	Sr.	Valencia, Calif./Chaminade College Prep
8	Patrick Bowen	RB	5' 7"	189	5th	Fort Lauderdale, Fla./Dillard
8	Rod Finley	DB	5' 11"	207	Sr.	Farmington, Minn./Farmington
9	Emmanuel Taye	RB	5' 9"	170	Fr.	Shakopee, Minn./Shakopee
10	Chandler Christensen	WR	5' 7"	170	So.	Syracuse, Utah/Syracuse
10	Nick Peipert	QB	6' 0"	200	Fr.	Barrington, Ill./Barrington
10	Ryan Sever	LB	6' 1"	233	Sr.	Edina, Minn./Benilde-St. Margaret's
11	Elijah Johnson	RB	5' 8"	214	Fr.	Fairmont, Minn./Fairmont
11	Den Juette	DB	6' 2"	186	Sr.	Chicago, Ill./Fenwick
12	Will Seymour	LB	6' 1"	224	Fr.	St. Louis Park, Minn./Benilde-St. Margaret
12	Jack Wallace	QB	6' 2"	228	Fr.	Iowa City, Iowa/Iowa City West
13	Ben Buesgens	WR	5' 9"	185	So.	Farmington, Minn./Farmington
13	Branden Smith	DB	6' 3"	200	R-Sr.	Las Vegas, Nev./Cimarron-Memorial
14	Javhi Blomquist	DB	5' 8"	181	Gr.	San Diego, Calif./Madison
14	Michael Rostberg	QB	6' 3"	207	Jr.	West Fargo, N.D./Shanley
15	Will Carlson	DB	5' 11"	184	Fr.	Glenview, Ill./Loyola Academy
15	Kaden Willerford	WR	5' 8"	171	Jr.	Riverside, Calif./Aquinas
16	Solomon Martin	WR	6' 0"	181	So.	Maple Grove, Minn./Providence Academy
16	Mitchell Schares	LB	6' 4"	226	Sr.	Cedar Rapids, Iowa/Kennedy
17	Ryan Jackson	QB	5' 10"	198	So.	Lagrange Park, Ill./Lyons Township
17	Jordan Pendleton	LB	6' 3"	241	Sr.	Memphis, Tenn./Lausanne Collegiate School
18	Stefano Giovannelli	WR	6' 1"	191	So.	St. Louis Park, Minn./St. Louis Park
18	Maverick Jones	DB			Fr.	Sioux Falls, S.D./O'Gorman
19	Owen Lyons	WR	6' 2"	207	Jr.	Evergreen Park, Ill./Brother Rice
19	Mason Richter	LB	6' 3"	221	Fr.	Stoughton, Wis./Stoughton
20	Charlie Boucher	LB	6' 2"	242	Sr.	Minneapolis, Minn./Southwest
20	De'rek Hubbard	RB	5' 6"	176	So.	Wichita, Kan./Derby
21	Julian Alfaro Diedrich	WR	5' 9"	189	Jr.	Plymouth, Minn./Wayzata
21	Malachi Boadi	LB	6' 1"	225	Fr.	Mound, Minn./Minnetonka
22	Ryan Calcagno	DB	6' 3"	203	Sr.	St. Charles, Ill./St. Francis
22	Dawson Dorward	WR	6' 0"	180	Fr.	Scottsdale, Ariz./Notre Dame Prep
23	Peyton Himley	DB	6' 1"	196	Jr.	Edina, Minn./Edina
24	Evan Baalbaky	DB	6' 2"	208	So.	Las Vegas, Nev./Meadows
24	Maverick Inman	WR	6' 0"	173	Fr.	Waukee, Iowa/Waukee
25	Marc Coy	RB	6' 1"	222	So.	Markham, Ill./Marist
25	Brayden Kim	ATH	5' 10"	196	Fr.	Anaheim, Calif./Servite
26	Ashton Henkel	LB	6' 1"	212	So.	Byron, Ill./Byron
26	Joseph Koch	RB	5' 11"	200	So.	Menomonee Falls, Wis./Menomonee Falls
27	Dylan Kingston	DB	6' 3"	210	So.	Omaha, Neb./Elkhorn South
27	Andrew Stokes	WR	6' 0"	194	Fr.	Maple Grove, Minn./Wayzata
28	Ben Byszewski	DB	5' 9"	187	Fr.	Irvine, Calif./Crean Lutheran
28	Tyson Schilling	WR	5' 9"	189	Sr.	St. Paul, Minn./Cretin-Derham Hall
29	Nick Hand	DB	6' 3"	214	Gr.	Rogers, Minn./Totino-Grace
30	Owen Barkley	FB	5' 9"	191	Fr.	Long Lake, Minn./Orono
30	Nash Tichy	LB	5' 11"	225	So.	Orono, Minn./Orono
31	Caden Nelson	LB	6' 2"	246	Gr.	Waunakee, Wis./Waunakee

NO.	NAME	POS.	HT.	WT.	YR.	HOMETOWN/HIGH SCHOOL
32	Silas Midgyett	FB	5' 9"	206	Fr.	Chillicothe, Mo./Chillicothe
32	Mitchell Nigro	LB	6' 2"	233	Fr.	Richfield, Wis./Marquette
33	Cam Miller	RB	6' 1"	251	Sr.	Prior Lake, Minn./Prior Lake
34	Cody Stordahl	LB	5' 10"	222	Sr.	Temecula, Calif./Chaparral
35	Calvin White	RB	5' 11"	227	So.	Cedar Rapids, Iowa/Kennedy
36	Michael Naber	LB	5' 11"	208	Fr.	Shakopee, Minn./Shakopee
37	Lucas Peters	ATH	5' 9"	205	Fr.	Rice Lake, Wis./Rice Lake
38	Aidan Macke	P/K	6' 3"	204	So.	St. Paul, Minn./Cretin-Derham Hall
39	Ben Hailand	P/K	5' 10"	182	So.	North Oaks, Minn./Mounds View
40	Charlie Bern	LB	6' 3"	234	So.	Woodbury, Minn./East Ridge
40	Zander Rockow	RB	6' 0"	233	So.	Eau Claire, Wis./Regis
41	Walker Owens	LB	6' 3"	246	So.	Wheaton, Ill./North
42	Evan Tyler	DL	6' 3"	252	Sr.	Hudson, Wis./Hudson
44	Delainey Suraju	DL	6' 0"	248	Sr.	Elko New Market, Minn./Lakeville South
45	Beau Thielen	LS	6' 3"	233	Fr.	Eagan, Minn./Eagan
46	Milan Bobda	LB	6' 2"	231	Fr.	Waconia, Minn./Minnetonka
47	Michael Kelecic	LB	6' 2"	233	Fr.	Mendota Heights, Minn./St. Thomas Academy
48	Elliot Huether	K/P	6' 3"	211	Jr.	Minnetonka, Minn./Benilde-St. Margaret's
49	Emmet Wolf	LB	6' 3"	240	Fr.	Park Ridge, Ill./Maine South
50	Micah Green	LB	5' 10"	234	5th	Indianapolis, Ind./North Central
51	Chase Ullom	LB	6' 1"	218	Jr.	Plymouth, Minn./Wayzata
52	Lucas Fors	DL	6' 3"	264	So.	Grand Rapids, Mich./Forest Hills Central
53	Carter Carstens	LB	6' 1"	221	Fr.	Victoria, Minn./Chanhasen
54	Max Rust	OL	6' 4"	307	Jr.	Mukiteo, Wash./Kamiak
55	Jeffrey Keller	OL	6' 5"	298	Jr.	Bloomington, Minn./Kennedy
56	Kyle Felt	OL	6' 4"	273	So.	Baraboo, Wis./Baraboo
58	Collin Weinschen	OL	6' 3"	280	So.	Rochester, Minn./Lourdes
60	Nathan Rathkamp	OL	6' 4"	275	Fr.	Kimberly, Wis./Kimberly
61	Marcus Johnson	OL	6' 4"	313	Jr.	Minnetonka, Minn./Mayer Lutheran
62	Lucas Cannon	OL	6' 4"	297	Sr.	Green Bay, Wis./Luxemburg-Casco
66	Braylon Edwards	OL	6' 2"	301	Fr.	Cedar Rapids, Iowa/Kennedy
67	Jason Laliberte	OL	6' 7"	312	Sr.	Maple Grove, Minn./Maple Grove
70	Hudson Cleary	OL	6' 9"	292	So.	Middleton, Wis./Middleton
71	Aiden Horel	OL	6' 5"	328	So.	Prior Lake, Minn./Prior Lake
72	Charlie Cayley	OL	6' 5"	283	Fr.	Wausau, Wis./Wausau East
73	Kaleb Rector	OL	6' 3"	301	Jr.	Chaska, Minn./Chaska
74	Nathan Faber	OL	6' 4"	308	Fr.	Des Moines, Iowa/Des Moines Christian
75	Ethan Sims	OL	6' 6"	302	So.	Eden Prairie, Minn./Eden Prairie
76	David Regnier	OL	6' 4"	311	Fr.	Prescott, Wis./Prescott
77	Jack Bauer	OL	6' 4"	297	Fr.	Eagan, Minn./Eastview
78	James Morrison	OL	6' 5"	347	Sr.	West St. Paul, Minn./Cretin-Derham Hall
79	Ben Buie	OL	6' 4"	302	Fr.	Sun Prairie, Wis./Sun Prairie West
80	Mariano Birdno	TE	6' 5"	245	So.	Flagstaff, Ariz./Flagstaff
81	AJ Boorman	TE	6' 3"	227	So.	Minneapolis, Minn./Academy of Holy Angels
82	Luke Schuler	TE	6' 4"	243	Jr.	Kenosha, Wis./Saint Joseph Catholic Academy
83	Samuel Benson	WR	6' 2"	215	Fr.	Duluth, Minn./Duluth East
86	Patrick Wagner	TE	6' 4"	248	Sr.	Crofton, Md./Archbishop Spalding
89	Thomas McGinnis	TE	6' 5"	241	Fr.	Hastings, Minn./Hastings
90	Kole Sneed	DL	6' 3"	254	Jr.	Oak Park, Ill./Oak Park & River Forest
91	Ahmed Muhammad	DL	6' 1"	287	5th	Lakewood, Ohio/Lakewood
92	Rocco DiLeonardi	DL	6' 1"	244	So.	Geneva, Ill./Geneva Community
94	CJ Johnson	TE	6' 1"	278	Jr.	Waukesha, Wis./South
95	Max Mogelson	DL	6' 2"	266	So.	Mendota Heights, Minn./Two Rivers
96	Blake Osbahr	DL	6' 3"	263	Jr.	De Pere, Wis./Notre Dame Academy
97	Declan Walsh	DL	6' 2"	248	Fr.	Downers Grove, Ill./Benet Academy
99	Aidan Adamski	DL	6' 1"	253	Fr.	Duluth, Minn./Hermantown

ST. THOMAS FOOTBALL DEPTH CHART

OFFENSE						DEFENSE					
POS	NO	NAME	HT	WT	YR	POS	NO	NAME	HT	WT	YR
QB	2	Andy Peters	6-3	222	Gr.	DL	90	Kole Sneed	6-3	254	Jr.
	7	Amari Powell	6-0	199	Sr.		95	Max Mogelson	6-2	266	So.
RB	26	Joseph Koch	5-11	200	So.	DL	94	CJ Johnson	6-1	278	Jr.
	8	Patrick Bowen Jr.	5-7	189	Gr.		96	Blake Osbahr	6-3	263	Jr.
WR	4	Jashawn Todd	5-9	192	Gr.	DL	42	Evan Tyler	6-3	252	Sr.
	5	Eli Paulson	5-7	174	Jr.		91	Ahmed Muhammad	6-1	287	Gr.
WR	3	Quentin Cobb-Butler	5-7	165	So.	LB	20	Charlie Boucher	6-2	242	Sr.
	18	Stefano Giovannelli	6-1	191	So.		40	Charlie Bern	6-3	234	So.
TE	80	Mariano Birdno	6-5	245	So.	LB	17	Jordan Pendelton	6-3	241	Sr.
	82	Luke Schuller	6-4	243	Jr.		16	Mitchell Schares	6-4	226	Sr.
TE	86	Patrick Wagner	6-4	248	Sr.	LB	30	Nash Tichy	5-11	225	So.
	81	AJ Boarman	6-3	227	So.		34	Cody Stordahl	5-10	222	Sr.
LT	67	Jason Laliberte	6-7	312	Sr.	LB	10	Ryan Sever	6-1	233	Sr.
	70	Hudson Cleary	6-9	292	So.		31	Caden Nelseon	6-2	246	Gr.
LG	78	James Morrison	6-5	347	Sr.	CB	6	Joseph Obeto	5-9	187	Sr.
	55	Jeffery Keller	6-5	298	Jr.		14	Javhi Blomquist	5-8	181	Gr.
C	73	Kaleb Rector	6-3	301	Jr.	S	11	Den Juette	6-2	186	Sr.
	62	Lucas Cannon	6-4	297	Sr.		7	Davyne Jones	5-10	171	Fr.
RG	61	Marcus Johnson	6-4	313	Jr.	S	22	Ryan Calcagno	6-3	203	Sr.
	76	David Regnier	6-4	311	Fr.		24	Evan Baalbaky	6-2	208	So.
RT	71	Aiden Horel	6-5	328	So.	CB	29	Nick Hand	6-3	214	Gr.
	75	Etham Sims	6-6	302	So.		8	Rod Finley	5-11	207	Sr.

SPECIAL TEAMS

K	39	Ben Hoiland	5-10	182	So.	KR	3	Quentin Cobb-Butler	5-7	165	So.
	48	Elliot Huether	6-3	211	Jr.		5	Eli Paulson	5-7	174	Jr.
H	3	Quentin Cobb-Butler	5-7	165	So.	PR	4	Jashawn Todd	5-9	192	Gr.
	18	Stefano Giovannelli	6-1	191	So.		5	Eli Paulson	5-7	174	Jr.
P	48	Elliot Huether	6-3	211	Jr.						
	39	Ben Hoiland	5-10	182	So.						
LS	20	Charlie Boucher	6-2	242	Sr.						
	34	Cody Stordahl	5-10	222	Sr.						



**2024-25 Lindenwood Football
Overall Team Statistics
All games**

Page 1/2
as of May 06, 2025

Team Statistics

	LINDEN	OPP
Scoring	315	350
Points per game	26.3	29.2
Points Off Turnovers	33	50
First Downs	234	253
Rushing	106	111
Passing	98	126
Penalty	30	16
Rushing Yardage	2084	2240
Yards gained rushing	2432	2414
Yards lost rushing	348	174
Rushing attempts	463	422
Average per rush	4.5	5.3
Average per game	173.7	186.7
TDs Rushing	18	23
Passing Yardage	2448	2810
Comp-Att-Int	184-312-11	230-363-8
Average per pass	7.8	7.7
Average per catch	13.3	12.2
Average per game	204.0	234.2
TDs Passing	18	21
Total offense	4532	5050
Total plays	775	785
Average per play	5.8	6.4
Average per game	377.7	420.8
Kick returns: #-Yards	22-387	25-382
Punt returns: #-Yards	16-162	13-144
Int returns: #-Yards	8-30	11-105
Kick return average	17.6	15.3
Punt return average	10.1	11.1
Int return average	3.8	9.5
Fumbles-Lost	15-8	16-9
Penalties-Yards	44-422	75-714
Average per game	35.2	59.5
Punts-Yards	54-2102	52-2124
Average per punt	38.9	40.8
Net punt average	35.2	36.8
Kickoffs-Yards	63-3796	64-3735
Average per kick	60.3	58.4
Net kick average	40.1	39.0
Time of possession / game	30:20	29:39
3rd-down conversion	69/170	54/142
3rd-down pct	41%	38%
4th-down conversion	5/15	9/18



**2024-25 Lindenwood Football
Overall Team Statistics
All games**

Page 2/2
as of May 06, 2025

	LINDEN	OPP
4th-down pct	33%	50%
Sacks by-Yards	19-103	43-262
Misc Yards	0	0
Touchdowns scored	38	48
Field goals - attempts	16-20	6-14
On-Side kicks	0-2	0-0
Red-zone scores	(31-36) 86%	(33-42) 79%
Red-zone touchdowns	(18-36) 50%	(29-42) 69%
PAT-attempts	(35-37) 95%	(42-45) 93%
2-point conversion-attempts	(1-2) 50%	(1-3) 33%
Attendance	23166	48493
Games / Avg per game	6/3861	6/8082
Neutral site games	-	0/0

Score by Periods

Team	1st	2nd	3rd	4th	OT	TOT
Lindenwood	61	93	76	85	0	315
Opponents	63	118	106	56	7	350



2024-25 Lindenwood Football Individual Statistics All games

Page 1/3
as of May 06, 2025

Rushing

Player	gp	att	gain	loss	net	avg	td	lg	avg/g
Steve Hall	12	111	820	12	808	7.3	5	93	67.3
Cortez Jones	12	112	564	12	552	4.9	5	51	46.0
Robert Giaimo	11	70	381	22	359	5.1	1	52	32.6
Nate Glantz	12	136	569	272	297	2.2	6	30	24.8
Jared Rhodes	11	14	50	10	40	2.9	1	17	3.6
Drew Krobath	12	4	29	3	26	6.5	0	18	2.2
Darrin Fugitt	10	1	10	0	10	10.0	0	10	1.0
Jeff Caldwell	12	2	7	3	4	2.0	0	7	0.3
Tyler Kubat	3	3	2	6	-4	-1.3	0	2	-1.3
Team	12	10	0	8	-8	-0.8	0	0	-0.7
Total	12	463	2432	348	2084	4.5	18	93	173.7
Opponents	12	422	2414	174	2240	5.3	23	67	186.7

Passing

Player	gp	effic	comp-att-int	pct	yds	td	lg	avg/g
Nate Glantz	12	134.6	179-304-11	58.9	2333	17	93	194.4
Tyler Kubat	3	224.5	5-8-0	62.5	115	1	79	38.3
Total	12	136.9	184-312-11	59.0	2448	18	93	204.0
Opponents	12	143.1	230-363-8	63.4	2810	21	74	234.2

Receiving

Player	gp	no.	yds	avg	td	lg	avg/g
Jeff Caldwell	12	53	1032	19.5	11	93	86.0
Reece Thomas	12	27	315	11.7	2	28	26.3
Drew Krobath	12	16	232	14.5	2	38	19.3
Abe Haerr	12	15	241	16.1	0	57	20.1
Darrin Fugitt	10	14	208	14.9	2	40	20.8
Steve Hall	12	14	83	5.9	0	25	6.9
John Anthony	9	11	94	8.5	1	18	10.4
Cortez Jones	12	10	70	7.0	0	23	5.8
Jalen Smith	11	9	103	11.4	0	22	9.4
Robert Giaimo	11	4	14	3.5	0	6	1.3
Jared Rhodes	11	4	26	6.5	0	19	2.4
Cole Watson	11	3	18	6.0	0	11	1.6
Rico Bond	4	2	6	3.0	0	4	1.5
Gareth Warren	12	1	6	6.0	0	6	0.5
Mac Busteed	10	1	0	0.0	0	0	0.0
Total	12	184	2448	13.3	18	93	204.0
Opponents	12	230	2810	12.2	21	74	234.2

Punt Returns

Player	no.	yds	avg	td	lg
Taylen Blaylock	9	97	10.8	0	30
Rico Bond	4	65	16.3	0	78
Ronnie Thomas Jr.	2	0	0.0	0	0
Robert Giaimo	1	0	0.0	0	0
Luke Cook	0	0	0.0	1	0
Total	16	162	10.1	1	78
Opponents	13	144	11.1	0	28

Interceptions

Player	no.	yds	avg	td	lg
Jayden Patrick	3	5	1.7	0	5
Frank Caldwell	1	15	15.0	1	15
Jackson Hetzel	1	0	0.0	0	0
Tre Bell	1	5	5.0	0	5
Eric Gant	1	0	0.0	0	0
Jaylan Wesley	1	5	5.0	0	5
Total	8	30	3.8	1	15
Opponents	11	105	9.5	3	34

Kick Returns

Player	no.	yds	avg	td	lg
Taylen Blaylock	9	180	20.0	0	34
Ronnie Thomas Jr.	7	105	15.0	0	22
Robert Giaimo	3	48	16.0	0	29
Jayden Patrick	1	40	40.0	0	40
Jeff Caldwell	1	14	14.0	0	14
Jacob Waller	1	0	0.0	0	0
Total	22	387	17.6	0	40
Opponents	25	382	15.3	0	31

Fumbles Recovered

Player	no.	yds	avg	td	lg
Maika Finau	2	0	0.0	0	0
Eric Gant	2	0	0.0	0	0
Taylen Blaylock	1	0	0.0	0	0
Donnie Wingate	1	0	0.0	0	0
Kendric Bailey	1	0	0.0	0	0
Kobe McClendon	1	0	0.0	0	0
Tre Bell	1	0	0.0	0	0
Total	9	0	0.0	0	0
Opponents	8	55	6.9	1	47



2024-25 Lindenwood Football Individual Statistics All games

Page 2/3
as of May 06, 2025

Scoring

Player	td	fg	PAT				dxp	saf	pts
			kick	rush	rcv	pass			
Logan Seibert	-	16-19	35-37	-	-	-	-	-	83
Jeff Caldwell	11	-	-	-	1	-	-	-	68
Nate Glantz	6	-	-	-	-	1	-	-	36
Cortez Jones	5	-	-	-	-	-	-	-	30
Steve Hall	5	-	-	-	-	-	-	-	30
Darrin Fugitt	2	-	-	-	-	-	-	-	12
Drew Krobath	2	-	-	-	-	-	-	-	12
Reece Thomas	2	-	-	-	-	-	-	-	12
Robert Giaimo	1	-	-	-	-	-	-	-	6
Frank Caldwell	1	-	-	-	-	-	-	-	6
Jared Rhodes	1	-	-	-	-	-	-	-	6
John Anthony	1	-	-	-	-	-	-	-	6
Luke Cook	1	-	-	-	-	-	-	-	6
Tre Bell	-	-	-	-	-	-	1	-	2
Total	38	16-20	35-37	0	1	1	1	0	315
Opponents	48	6-14	42-45	0	1	1	0	0	350

Field Goals

Player	fg	pct.	01-19	20-29	30-39	40-49	50-99	lg	blk
Logan Seibert	16-19	84.2	0-0	7-7	6-6	2-5	1-1	50	1
Opponents	6-14	42.9	0-0	1-2	3-6	2-4	0-1	47	2

FG Sequence

Team Name	Lindenwood	Opponents
Kansas	(34)	
Central Ark.	(32),(20)	35,45
St. Thomas (MN)	(42),(32),(46)	
Eastern Ill.	49	(32),50,30
Tennessee St.	(23),(21),43	20,(40)
Charleston So.	(34),40,(21),(37),(22),(27)	
Tennessee Tech	(21)	(22)
Southeast Mo. St.	48,(32)	(39),(47)
UT Martin	(50)	49
Missouri St.		38
Gardner-Webb		0
Western Ill.		(34)

Numbers in parentheses indicate field goal was made

Total Offense

Player	g	plays	rush	pass	total	avg/g
Nate Glantz	12	440	297	2333	2630	219.2
Steve Hall	12	111	808	0	808	67.3
Cortez Jones	12	112	552	0	552	46.0
Robert Giaimo	11	70	359	0	359	32.6
Tyler Kubat	3	11	-4	115	111	37.0
Jared Rhodes	11	14	40	0	40	3.6
Drew Krobath	12	4	26	0	26	2.2
Darrin Fugitt	10	1	10	0	10	1.0
Jeff Caldwell	12	2	4	0	4	0.3
Team	12	0	-8	0	-8	-0.7
Total	12	775	2084	2448	4532	377.7
Opponents	12	785	2240	2810	5050	420.8

Punting

Player	no.	yds	avg	lg	tb	fc	i20	50+	blk
Patrick Turner	52	2057	39.6	65	1	18	22	6	0
Team	2	45	22.5	0	0	0	0	0	2
Total	54	2102	38.9	65	1	18	22	6	2
Opponents	52	2124	40.8	64	3	17	12	9	1

Kickoffs

Player	no.	yds	avg	tb	ob	retn	net	ydln
Logan Seibert	60	3627	60.5	27	2			
Will Graham	3	169	56.3	0	0			
Total	63	3796	60.3	27	2	25	40.1	24
Opponents	64	3735	58.4	22	3	21	39	25



2024-25 Lindenwood Football
Overall Defense Statistics
All games

Page 1/2
as of May 06, 2025

Team Defense

			Tackles				Sacks	Pass defense			Fumbles		blkd	
##	Player	gp	ua	a	tot	tfl/yds	no-yds	int-yds	brup	qbh	fr-yds	ff	kick	saf
9	Vincent King	12	64	42	106	9.5-19	1-3	.	1	8	.	1	.	.
36	Jacob Waller	12	44	19	63	2-8	1-6	.	.	2	.	1	.	.
2	Jordan Knapke	12	37	22	59	.	.	.	1	.	.	1	.	.
15	Sanjay Strickland	10	28	30	58	2-2	.	.	1
5	Jaylan Wesley	12	27	12	39	1.5-2	0.5-0	1-5	4
39	Eric Gant	12	28	9	37	3-5	.	1-0	7	.	2-0	1	.	.
23	Devon Edwards	5	19	17	36	1-1	.	.	.	2
7	Jayden Patrick	12	28	6	34	2-8	1-7	3-5	9	.	.	.	1	.
4	Kobe McClendon	12	13	19	32	3-15	2-12	.	.	2	1-0	1	.	.
13	Jaydyn Johnson	12	21	9	30
6	Donnie Wingate	12	8	18	26	6-30	5-27	.	.	.	1-0	1	.	.
3	Tre Bell	10	21	3	24	0.5-1	.	1-5	6	.	1-0	.	.	.
20	Ethan Stuhlsatz	2	14	6	20	1.5-7	1-7	2	.	.
44	Tajay Passmore	10	12	5	17	4.5-18	2.5-13	.	.	2	.	2	.	.
91	Ashtin Rustemeyer	11	6	10	16	4-16	0.5-6	.	.	1	.	.	1	.
1	Taylen Blaylock	11	14	1	15	1-3	.	.	2	.	1-0	1	.	.
8	Frank Caldwell	12	8	7	15	1.5-6	1-5	1-15	3
41	Zach Lewis	10	1	13	14	0.5-1	.	.	.	1
99	Maika Finau	12	8	3	11	1.5-4	1-3	.	.	1	2-0	.	.	.
90	Jesse Smith	12	5	5	10	2-9	1-6	1	.	.
92	Jonah Rubadue	12	5	4	9	2.5-10	1.5-8	.	2
17	Kendric Bailey	10	8	1	9	.	.	.	1	.	1-0	.	.	.
26	Mason Van Der Brink	3	5	3	8	1-5
59	Nolan O'Hara	11	6	2	8	0.5-0
40	Jackson Hetzel	12	4	3	7	1.5-3	.	1-0	.	.	.	1	.	.
31	Matt Barnett	7	3	4	7
25	Gus Hetzel	12	6	1	7
97	Jamison Kemp	11	3	2	5
52	Anthony Slayton	2	2	1	3
14	Thomas Gothard	5	.	3	3
94	Mason Burke	4	1	2	3	0.5-0	.	.	1	.	.	.	1	.
12	Josh Newkirk	4	.	2	2
55	Aaron Kness	12	2	.	2
96	Demetrius Jones	4	1	1	2	1-2
33	Jared Rhodes	11	.	1	1
95	Patrick Turner	12	1	.	1
1	Jeff Caldwell	12	1	.	1
47	Lucas Allen	4	1	.	1
21	Robert Giaimo	11	1	.	1	1	.
63	Cameron Cooper	12	1	.	1
19	Sam Owens	3	1	.	1



2024-25 Lindenwood Football Team Game-by-Game All games

Page 1/1
as of May 06, 2025

Date	Opponent	Rushing				Receiving				Passing				Kick Returns				Punt Returns				tot off
		no.	yds	td	lg	no.	yds	td	lg	cmp-att-int	yds	td	lg	no.	yds	td	lg	no.	yds	td	lg	
08/29/2024	at Kansas	27	75	0	10	18	127	0	30	18-31-1	127	0	30	1	14	0	14	0	0	0	0	202
09/07/2024	Central Ark.	29	76	0	33	17	182	1	40	17-33-0	182	1	40	5	79	0	22	2	0	0	0	258
09/14/2024	at Missouri St.	28	127	1	32	14	201	1	79	14-24-3	201	1	79	2	26	0	14	0	0	0	0	328
09/21/2024	St. Thomas (MN)	44	277	5	51	17	264	2	93	17-23-0	264	2	93	0	0	0	0	7	141	1	78	541
09/28/2024	at Eastern Ill.	40	170	0	34	14	283	4	74	14-19-1	283	4	74	4	88	0	34	2	12	0	9	453
10/05/2024	Tennessee St.	36	181	0	33	11	99	1	34	11-20-0	99	1	34	2	54	0	40	3	-8	0	5	280
10/12/2024	Charleston So.	60	240	2	32	12	152	0	46	12-25-1	152	0	46	0	0	0	0	1	2	0	2	392
10/19/2024	at Gardner-Webb	38	213	2	52	12	244	3	49	12-27-1	244	3	49	3	22	0	17	0	0	0	0	457
10/26/2024	Western Ill.	38	389	5	93	11	183	2	57	11-16-0	183	2	57	0	0	0	0	0	0	0	0	572
11/02/2024	at Tennessee Tech	36	68	0	22	17	181	1	28	17-28-1	181	1	28	1	27	0	27	0	0	0	0	249
11/09/2024	Southeast Mo. St.	56	192	1	58	13	183	2	45	13-20-1	183	2	45	1	23	0	23	1	15	0	15	375
11/23/2024	at UT Martin	31	76	2	19	28	349	1	40	28-46-2	349	1	40	3	54	0	29	0	0	0	0	425
Lindenwood		463	2084	18	93	184	2448	18	93	184-312-11	2448	18	93	22	387	0	40	16	162	1	78	4532
Opponents		422	2240	23	67	230	2810	21	74	230-363-8	2810	21	74	25	382	0	31	13	144	0	28	5050

Lindenwood Averages

Games	Avg/ rush	Avg/ catch	Pass effc	KR avg	PR avg	All purpose avg/game	Total offense avg/game
12	4.5	13.3	136.9	17.6	10.1	425.9	377.7

Date	Opponent	Tackles				Sacks no-yds	Fumble		Pass Defense			blkd kick	PAT attempts			off		
		ua	a	total	tfl-yds		ff	fr-yds	int-yds	qbh	brup		kick	rush	rcv	saf	t/o	pts
08/29/2024	at Kansas	44	14	58	0.0-0	0-0	1	1-0	1-5	1	1	0	0-0	0	0	0	0	3
09/07/2024	Central Ark.	39	26	65	6.0-26	3-20	1	0-0	0-0	4	0	1	1-1	0	0	0	0	13
09/14/2024	at Missouri St.	42	36	78	5.0-23	3-16	0	0-0	0-0	1	1	1	2-2	0	0	0	0	14
09/21/2024	St. Thomas (MN)	35	14	49	7.0-13	2-5	2	1-0	2-5	3	6	1	7-8	0	0	0	6	64
09/28/2024	at Eastern Ill.	51	16	67	3.0-11	1-7	0	0-0	0-0	3	6	0	4-4	0	0	0	0	28
10/05/2024	Tennessee St.	37	24	61	7.0-31	4-25	1	0-0	1-15	1	5	0	2-2	0	0	0	7	20
10/12/2024	Charleston So.	29	14	43	3.0-4	1-1	2	2-0	2-5	0	2	0	2-2	0	0	0	13	29
10/19/2024	at Gardner-Webb	45	42	87	9.0-24	1-6	0	0-0	0-0	1	0	0	5-5	0	0	0	0	35
10/26/2024	Western Ill.	50	28	78	5.0-13	2-7	4	3-0	0-0	1	2	0	7-7	0	0	0	7	49
11/02/2024	at Tennessee Tech	34	26	60	1.0-1	0-0	0	0-0	0-0	1	3	0	1-1	0	0	0	0	10
11/09/2024	Southeast Mo. St.	28	12	40	2.0-4	0-0	1	1-0	1-0	3	7	0	3-3	0	0	0	0	24
11/23/2024	at UT Martin	25	34	59	6.0-25	2-16	1	1-0	1-0	0	5	1	1-2	0	1	0	0	26
Lindenwood		459	286	745	54.0-175	19-103	13	9-0	8-30	19	38	4	35-37	0	1	0	33	315
Opponents		437	334	771	84.0-351	43-262	11	8-55	11-105	26	31	3	42-45	0	1	0	50	350

Date	Opponent	Punting										Field Goals			Kickoffs				
		no.	yds	avg	long	blkd	tb	fc	50+	i20	md-att	long	blkd	no.	yds	avg	tb	ob	
08/29/2024	at Kansas	6	190	31.7	41	1	0	2	0	3	1-1	34	0	2	130	65.0	1	0	
09/07/2024	Central Ark.	8	314	39.3	50	0	0	4	1	2	2-2	32	0	4	236	59.0	1	0	
09/14/2024	at Missouri St.	5	185	37.0	40	0	0	2	0	3	0-0	0	0	2	130	65.0	2	0	
09/21/2024	St. Thomas (MN)	3	109	36.3	42	1	1	1	0	1	3-3	46	0	12	706	58.8	2	1	
09/28/2024	at Eastern Ill.	4	131	32.8	49	0	0	0	0	2	0-1	0	0	5	313	62.6	3	0	
10/05/2024	Tennessee St.	4	181	45.3	58	0	0	1	1	2	2-3	23	1	4	245	61.3	3	0	
10/12/2024	Charleston So.	3	123	41.0	45	0	0	2	0	0	5-6	37	0	8	503	62.9	5	0	
10/19/2024	at Gardner-Webb	3	106	35.3	44	0	0	0	0	0	0-0	0	0	5	288	57.6	2	0	
10/26/2024	Western Ill.	2	87	43.5	54	0	0	1	1	2	0-0	0	0	8	505	63.1	4	1	
11/02/2024	at Tennessee Tech	6	276	46.0	65	0	0	2	2	2	1-1	21	0	3	195	65.0	3	0	
11/09/2024	Southeast Mo. St.	5	209	41.8	52	0	0	0	1	3	1-2	32	1	5	278	55.6	0	0	
11/23/2024	at UT Martin	5	191	38.2	41	0	0	3	0	2	1-1	50	0	5	267	53.4	1	0	
Lindenwood		54	2102	38.9	65	2	1	18	6	22	16-20	50	2	63	3796	60.3	27	2	
Opponents		52	2124	40.8	64	1	3	17	9	12	6-14	47	2	64	3735	58.4	22	3	

LINDENWOOD FOOTBALL RECORD BOOK



EST. 1990

TEAM RECORDS - SINGLE GAME

TOTAL OFFENSE

Most Plays:

98 vs. Culver-Stockton (2000)

Most Yards Gained:

735 vs. Evangel (2010)

RUSHING

Most Rushes:

63 vs. Culver-Stockton (1997)

Most Yards Gained:

417 vs. Northeastern State (2017)

Most Rushing Touchdowns:

8 vs. Culver-Stockton (2010)

8 vs. Kentucky Wesleyan (2021)

PASSING

Most Attempts:

62 vs. Culver-Stockton (2000)

Most Completions:

38 vs. Ulndy (2019)

Most Yards Gained:

552 vs. Evangel (2010)

Most Touchdown Passes:

7 vs. William Jewell (2022)

6 vs. Baker (2010)

6 vs. Nebraska-Kearney (2012)

6 vs. William Jewell (2021)

SCORING

Most Points:

90 vs. Culver-Stockton (2010)

Most Points, Both Teams:

113 vs. Lambuth (2008)

Most Points, First Quarter

28 vs. Northwestern (2001)

28 vs. Graceland (2010)

28 vs. Culver-Stockton (2011)

Most Points, Second Quarter

36 vs. Central Methodist (2010)

Most Points, Third Quarter

37 vs. Ottawa (2009)

Most Points, Fourth Quarter

26 vs. Graceland (2011)

Most Points, First Half

56 vs. Wisconsin-Stevens Point (2023)

49 vs. Evangel (2010)

49 vs. Central Methodist (2010)

49 vs. Graceland (2010)

49 vs. Culver-Stockton (2011)

Most Points, Second Half

44 vs. Ottawa (2009)

Most Touchdowns Scored:

13 vs. Culver-Stockton (2010)

Most PAT Made by Kicking:

12 vs. Culver-Stockton (2010)

Most Two-Point Conversions:

2 vs. Benedictine (2008)

Most Field Goals Made:

4 vs. Avila (2007)

ALL-PURPOSE

Most Yards (since 2004):

1046 vs. Culver-Stockton (2010)

TOTAL DEFENSE

Fewest Total Offense Yards Allowed:

77 vs. Central Methodist (2004)

Fewest Rushing Yards Allowed:

-7 vs. Peru State (1992)

-7 vs. Graceland (2011)

Fewest Passing Yards Allowed:

29 vs. Missouri Valley (1991)

Most Sacks Recorded by:

7 vs. Evangel (2004)

7 vs. Taylor (1995)

7 vs. Emporia State (2016)

INTERCEPTIONS

Most Passes Intercepted by:

6 vs. St. Xavier (1993)

Most Yards on Interception Returns:

130 vs. Central Oklahoma (2016)

Most Touchdowns on Interception Returns:

2 vs. Avila (2004)

2 vs. Nebraska-Kearney (2016)

Most Fumble Recoveries:

9 vs. Trinity International (1991)

Most Turnovers:

9 vs. Trinity International (1991)



Hakim Thomas - 2009 National Championship Game



Matt Angell & Rudy Fleming - 2009 vs Ottawa

INDIVIDUAL RECORDS - SINGLE GAME

TOTAL OFFENSE

Most Plays:

74, Cade Brister vs. Central Missouri (2018)
 74, Cade Brister vs. Missouri Western (2018)
 70, Cade Brister vs. Ulndy (2019)
 69, Cade Brister vs. Eastern Illinois (2022)
 68, Cade Brister vs. Central Oklahoma (2018)
 67, Cade Brister vs. Midwestern State (2019)
 64, Cade Brister vs. Northwest Missouri (2019)
63, Nate Glantz vs. UT Martin (2024)
 62, Najee Jackson vs. Emporia State (2017)
 62, Cade Brister vs. Eastern Washington (2019)

Most Yards Gained:

554, Cade Brister vs. Ulndy (2019)
 475, Cade Brister vs. Central Arkansas (2022)
 474, Ben Gomez vs. Nebraska-Kearney (2012)
 458, Philip Staback vs. Baker (2010)
 433, Ben Kisner vs. Morningside (2008)
 426, Cade Brister vs. SEMO (2022)
 418, Philip Staback vs. Missouri Valley (2010)
 415, Cade Brister vs. Central Missouri (2018)
 406, Ben Gomez vs. Evangel (2008)
 406, Cade Brister vs. William Jewell (2022)

RUSHING

Most Rushes:

43, DeDe Dorsey vs. Graceland (2005)
 40, Marceo Haywood vs. Evangel (1999)
 36, Derron Parquet vs. MidAmerica Nazarene (2004)
 35, Adam Saperstein vs. Cumberland (1990)
 35, Adam Saperstein vs. Hardin-Simmons (1991)
 32, Ron Huskey vs. Missouri Valley (2000)
 32, DeDe Dorsey vs. Northwestern (2004)
 31, Sherwin Ellis vs. Northwestern (2003)
 31, Derron Parquet vs. Central Methodist (2004)
 31, Derron Parquet vs. Missouri Valley (2004)
 31, DeDe Dorsey vs. Hastings (2004)
 31, DeDe Dorsey vs. Evangel (2005)

Most Yards Gained

271, DeDe Dorsey vs. Graceland (2005)
259, Steve Hall vs. Western Illinois (2024)
 246, DeDe Dorsey vs. Evangel (2005)
 235, Marceo Haywood vs. Butler (1999)
 235, Adam Saperstein vs. Cumberland (1990)
 231, Nash Sutherlin vs. Southwest Baptist (2019)
 228, Denodus O'Bryant vs. Washburn (2012)
 220, Adam Saperstein vs. St. Ambrose (1991)
 215, DeDe Dorsey vs. Culver-Stockton (2004)
 214, Adam Saperstein vs. Hardin-Simmons (1991)

Most Touchdowns Scored by Rushing:

6, DeDe Dorsey vs. Graceland (2005)
 5, Adam Saperstein vs. Hardin-Simmons (1991)
 5, Cade Brister vs. Kentucky Wesleyan (2021)
 5, Cade Brister vs. Central Arkansas (2022)
4, Steve Hall vs. Western Illinois (2024)
 3, numerous times

Longest Rush:

93, Steve Hall vs. Western Illinois (2024)
 88, Denodus O'Bryant vs. Washburn (2012)
 87, Nash Sutherlin vs. Pittsburg State (2018)
 84, Denodus O'Bryant vs. Central Missouri (2011)
 84, Richard Murrell vs. Georgetown (2007)
 82, Denodus O'Bryant vs. Evangel (2009)
 81, Sherwin Ellis vs. Evangel (2003)
 81, Hakeem Abdullah vs. Georgetown (2007)
 80, Donnie Dillard vs. Trinity International (1995)
 80, Wallace Santee vs. Central Methodist (1997)
 80, Denodus O'Bryant vs. Pittsburg State (2012)
 79, DeDe Dorsey vs. Central Methodist (2005)

PASSING

Most Attempts:

59, Cade Brister vs. Ulndy (2019)
 58, Mike Hofbauer vs. Baker (2000)
 57, Graham Lindman vs. Northwest Missouri (2014)
 55, Dillon Miller vs. Fort Hays (2014)
 54, Graham Lindman vs. Central Oklahoma (2014)
 53, Cade Brister vs. Central Missouri (2018)
 53, Cade Brister vs. Missouri Western (2018)
 53, Cade Brister vs. Northwest Missouri (2019)
 52, Dillon Miller vs. Lincoln (2013)
 52, Dillon Miller vs. Central Missouri (2013)

Most Completions:

38, Cade Brister vs. Ulndy (2019)
 37, Cade Brister vs. Truman State (2019)
 34, Dillon Miller vs. Lincoln (2013)
 32, Ben Kisner vs. Morningside (2008)
 31, Dillon Miller vs. Fort Hays (2014)
 30, Max Brown vs. Benedictine (1997)
 30, Mike Hofbauer vs. Baker (2000)
 31, Cade Brister vs. Missouri Western (2018)
 30, Najee Jackson vs. Emporia State (2017)
 29, Dillon Miller vs. Central Missouri (2013)
 29, Najee Jackson vs. Fort Hays (2017)
 29, Cade Brister vs. Central Missouri (2018)

Most Yards Gained:

541, Cade Brister vs. Ulndy (2019)
 480, Ben Gomez vs. Nebraska-Kearney (2012)
 445, Ben Kisner vs. Morningside (2008)
 439, Mike Hofbauer vs. Baker (2000)
 436, Philip Staback vs. Baker (2010)
 413, Cade Brister vs. Central Arkansas (2022)
 407, Ben Gomez vs. Lincoln (2012)
 406, Ben Kisner vs. Evangel (2008)
 404, Philip Staback vs. Missouri Valley (2010)
 401, Cade Brister vs. McKendree (2019)

Most Touchdown Passes:

6, Philip Staback vs. Baker (2010)
 6, Ben Gomez vs. Nebraska-Kearney (2012)
 5, Max Brown vs. Graceland (1996)
 5, Ben Kisner vs. Lambuth (2008)
 5, Philip Staback vs. Central Methodist (2010)
 5, Philip Staback vs. Avila (2010)
 5, Ben Gomez vs. Lincoln (2012)
 5, Cade Brister vs. Emporia State (2018)
 5, Cole Dugger vs. Western Illinois (2023)
 5, Cole Dugger vs. William Jewell (2021)



Billy Clark
2007-10



Ben Kisner
2005-08



Hakeem Abdullah
2006-07



Jeff Hynes
2006-09



Alex Robinson - 2011 vs. Central Missouri



Philip Staback - 2009 National Championship Game



Marcel Thompson - 2009 vs. Ottawa



Malach Radigan - 2012 vs. Lincoln

Longest Pass:

- 93, Nate Glantz to Jeff Caldwell vs. St. Thomas (2024)**
- 88, Cory Nesslage to Mark Henrie vs. Peru State (1994)
- 87, Dillon Miller to Denodus O'Bryant vs. Pittsburg State (2012)
- 85, Emilia Salazar to George Mumphard (2004)
- 85, Mason Bendigo to DeSean Warren vs. Pittsburg St.(2016)
- 83, Dillon Miller to Andrew Helmick vs. Winona State (2012)
- 83, Dillon Miller to Alex Robinson vs. Central Missouri (2013)
- 82, John Uribe to Andrew Helmick vs. Azusa Pacific (2011)
- 80, Bryce MacDonald to Jim Paddock vs. Okla. Panhandle (1992)
- 80, Dillon Miller to Denodus O'Bryant vs. Pittsburg State (2012)

RECEIVING

Most Passes Caught:

- 16, Jaron Alexander vs. Central Missouri (2013)
- 15, Mike Wyrick vs. Culver-Stockton (2000)
- 14, Deantrell Prince vs. Washburn (2016)
- 12, Dominic Peterson vs. Culver-Stockton (2007)
- 11, Mario Patton vs. St. Xavier (1995)
- 11, Jamere Holland vs. Missouri Valley (2010)
- 11, Jaron Alexander vs. Central Missouri (2014)
- 11, Erik Henneman vs. Truman State (2019)
- 10, numerous times

Most Yards Gained:

- 218, Andrew Helmick vs. Missouri Southern (2012)
- 213, Andrew Helmick vs. Truman State (2012)
- 201, Andrew Helmick vs. Winona State (2012)
- 200, Andrew Helmick vs. Nebraska-Kearney (2012)
- 200, Payton Rose vs. William Jewell (2022)
- 185, Jeff Caldwell vs. Western Illinois (2023)**
- 184, George Mumphard vs. MidAmerica Nazarene (2005)
- 180, Payton Rose vs. Keiser (2022)
- 177, Payton Rose vs. Quincy (2019)
- 176, Carlton Rivers vs. Benedictine (1996)
- 175, Deantrell Prince vs. Fort Hays (2017)
- 174, Mike Wyrick vs. Culver-Stockton (2000)
- 174, Jeff Caldwell vs. Gardner-Webb (2024)**

Most Touchdown Passes Caught:

- 4, Jeff Caldwell vs. Western Illinois (2023)**
- 4, Jeff Caldwell vs. Eastern Illinois (2024)**
- 4, Erik Henneman vs. Missouri Southern (2018)
- 3, Mario Patton vs. Graceland (1996)
- 3, Mark Henrie vs. Olivet Nazarene (1994)
- 3, Andrew Helmick vs. Texas A&M-Kingsville (2011)
- 3, Andrew Helmick vs. Kansas Wesleyan (2011)
- 3, Andrew Helmick vs. Missouri Southern (2012)
- 3, Erik Henneman vs. Truman State (2019)
- 3, Payton Rose vs. Quincy (2019)
- 3, Payton Rose vs. William Jewell (2021)
- 3, Payton Rose vs. William Jewell (2022)
- 3, Payton Rose vs. McKendree (2022)
- 3, Jeff Caldwell vs. William Jewell (2022)**
- 2, numerous times



Erik Henneman
2017-19



Rudy Fleming
2008-09



Matt Bramow
2008-10



Dillon Miller
2012-14

PUNTING
Longest Punt:

- 81, Zac Atterberry vs. William Jewell (2004)
- 76, Reggie Kratzer vs. Central Methodist (1999)
- 75, Zac Atterberry vs. Graceland (2006)
- 72, Zac Atterberry vs. MidAmerica Nazarene (2007)
- 71, Zac Atterberry vs. Culver-Stockton (2004)

INTERCEPTIONS
Most Interceptions:

- 3, Bakari Triggs vs. Central Oklahoma (2016)
- 3, Kai Ross vs. Quincy (2021)
- 2, numerous times

Most Yards on Interception Returns:

- 125, Derek Coxson vs. Evangel (2006)
- 123, Bakari Triggs vs. Central Oklahoma (2016)
- 100, Larry Gladney vs. Culver-Stockton (2006)
- 99, Tyler Kasper vs. Georgetown (2007)
- 99, Darion Bolden vs. Murray State (2022)
- 96, Jared Shoemaker vs. Central Methodist (2005)
- 96, Justin Broome vs. Saint Joseph's (2011)
- 85, Blake Conreaux vs. Graceland (2008)
- 82, Logen Wright vs. Central Methodist (2006)
- 82, Drew Seers vs. Pittsburg State (2018)

Longest Interception Return:

- 100, Larry Gladney vs. Culver-Stockton (2006)
- 100, Derek Coxson vs. Evangel (2006)
- 99, Darion Bolden vs. Murray State (2022)
- 96, Jared Shoemaker vs. Central Methodist (2005)
- 94, Justin Broome vs. Saint Joseph's (2011)
- 85, Blake Conreaux vs. Graceland (2008)
- 82, Logen Wright vs. Central Methodist (2006)
- 82, Drew Seers vs. Pittsburg State (2018)
- 80, Jim Paddock vs. Southwestern (1990)
- 79, Cody Fogle vs. Culver-Stockton (2010)



Sterling Thomas
2012-15



Billy Ray Uren
2005-09

PUNT RETURNS
Most Punt Returns:

- 6, Thomas Christian vs. Evangel (2007)
- 5, Julian Smith vs. MidAmerica Nazarene (1996)
- 5, Julian Smith vs. Georgetown (1993)
- 5, Mike Bunton vs. Graceland (2011)
- 5, Mike Bunton vs. Missouri S&T (2011)
- 5, Wesley Thomas vs. Pittsburg State (2016)
- 4, numerous times

Most Yards on Punt Returns:

- 116, Adam Saperstein vs. Missouri Valley (1991)
- 113, Mike Bunton vs. Graceland (2011)
- 100, Jamere Holland vs. Culver-Stockton (2010)
- 98, Mike Bunton vs. Texas A&M-Kingsville (2011)
- 92, Mike Bunton vs. Graceland (2011)
- 89, Cornelius Campbell vs. Graceland (1999)
- 86, Jamere Holland vs. Central Methodist (2010)
- 85, Adam Saperstein vs. Lane (1991)
- 85, Julian Smith vs. Midland Lutheran (1995)
- 84, Damian James vs. Culver-Stockton (2009)

Longest Punt Return:

- 90, Mike Bunton vs. Saint Joseph's (2011)
- 89, Cornelius Campbell vs. Graceland (1999)
- 85, Adam Saperstein vs. Lane (1991)
- 85, Julian Smith vs. Midland Lutheran (1995)
- 84, Jamere Holland vs. Central Methodist (2010)
- 80, Therman McGowan vs. Culver-Stockton (2011)
- 79, Damian James vs. Culver-Stockton (2009)
- 77, Mike Bunton vs. Texas A&M-Kingsville (2011)
- 76, Andrew Helmick vs. Missouri Southern (2012)
- 72, Adam Saperstein vs. Missouri Valley (1991)

KICKOFF RETURNS
Most Kickoff Returns:

- 8, Lavarrie Johnson vs. Northwest Missouri (2014)
- 6, Bobby Mason vs. Benedictine (2005)
- 6, Tobias vs. Evangel (2000)
- 6, Julian Smith vs. Findlay (1995)
- 6, Lavarrie Johnson vs. Pittsburg State (2015)
- 6, Cameron Sanders vs. Central Oklahoma (2018)
- 6, Spencer Redd vs. Eastern Washington (2019)

Most Yards on Kickoff Returns:

- 198, Cameron Sanders vs. Central Oklahoma (2018)
- 165, Spencer Redd vs. Missouri S&T (2019)
- 163, Spencer Redd vs. Quincy (2021)
- 157, Spencer Redd vs. Quachita Baptist (2019)
- 153, Bakari Triggs vs. Missouri Western (2016)
- 144, Tony Tobias vs. Evangel (2000)
- 143, McCray Harris vs. Missouri Valley (2006)
- 142, Denodus O'Bryant vs. Central Missouri (2012)
- 140, Nate Orlando vs. Carroll (2008)
- 137, Spencer Redd vs. Davenport (2019)

Longest Kickoff Return:

- 100, Andrew Helmick vs. Central Oklahoma (2011)
- 100, Denodus O'Bryant vs. Central Missouri (2012)
- 99, Spencer Redd vs. Tennessee Tech (2023)
- 99, Bakari Triggs vs. Missouri Western (2017)
- 97, Tony Tobias vs. Olivet Nazarene (2000)
- 97, McCray Harris vs. Missouri Valley (2006)
- 97, Lavarrie Johnson vs. Washburn (2014)
- 97, Spencer Redd vs. Quachita Baptist (2019)
- 97, Spencer Redd vs. Quincy (2021)
- 95, Denodus O'Bryant vs. Benedictine (2010)

ALL-PURPOSE YARDS
Most Yards (since 2004):

- 328, Andrew Helmick vs. Missouri Southern (2012)
- 311, Denodus O'Bryant vs. Pittsburg State (2012)
- 307, Denodus O'Bryant vs. Benedictine (2010)
- 278, Denodus O'Bryant vs. Washburn (2012)
- 273, Denodus O'Bryant vs. Culver-Stockton (2010)
- 271, Denodus O'Bryant vs. Central Missouri (2012)
- 271, DeDe Dorsey vs. Graceland (2005)
- 267, Steve Hall vs. Western Illinois (2024)**
- 266, Hakeem Abdullah vs. Central Methodist (2007)
- 264, Andrew Helmick vs. Truman (2012)



Matt Bramow - 2009 National Championship Game



Connor Harris - 2016 vs. Missouri Southern



Justin Broome - 2011 vs. Central Missouri



Denver Price - 2008 vs Lambuth

SCORING

Most Points Scored:

- 36, DeDe Dorsey vs. Graceland (2005)
- 30, Adam Saperstein vs. Hardin-Simmons (1991)
- 30, Cade Brister vs. Kentucky Wesleyan (2021)
- 30, Cade Brister vs. Central Arkansas (2022)
- 24, Adam Saperstein vs. Lane (1991)
- 24, Nate Orlando vs. Culver-Stockton (2010)
- 24, Andrew Helmick vs. Missouri Southern (2012)
- 24, Steve Hall vs. Western Illinois (2024)**
- 24, Jeff Caldwell vs. Eastern Illinois (2024)
- 24, Jeff Caldwell vs. Western Illinois (2023)

Most Touchdowns Scored:

- 6, DeDe Dorsey vs. Graceland (2005)
- 5, Adam Saperstein vs. Hardin-Simmons (1991)
- 5, Cade Brister vs. Kentucky Wesleyan (2021)
- 5, Cade Brister vs. Central Arkansas (2022)
- 4, Adam Saperstein vs. Lane (1991)
- 4, Nate Orlando vs. Culver-Stockton (2010)
- 4, Steve Hall vs. Western Illinois (2024)**
- 4, Jeff Caldwell vs. Eastern Illinois (2024)
- 4, Jeff Caldwell vs. Western Illinois (2023)
- 3, numerous times

Most Field Goals Made:

- 5, Logan Seibert vs. Charleston Southern (2024)
- 4, Halley Ferrell vs. Avila (2007)
- 3, Halley Ferrell vs. Baker (2007)
- 3, Halley Ferrell vs. Central Methodist (2007)
- 3, Dante Buscaglia vs. Baker (2000)
- 3, Dante Buscaglia vs. Culver-Stockton (1998)
- 3, Steve Pinkerton vs. Southwest Minnesota State (1992)
- 3, James Neal vs. William Jewell (2010)
- 3, James Neal vs. Texas A&M-Kingsville (2011)
- 3, Logan Seibert vs. Tennessee Tech (2023)
- 3, Logan Seibert vs. St. Thomas (2024)
- 3, Logan Seibert vs. Houston Baptist (2022)

Most Extra Points Made by Kicking:

- 11, Logan Seibert vs. Wisconsin-Stevens Point (2023)
- 11, James Neal vs. Graceland (2010)
- 10, Dante Buscaglia vs. Central Methodist (1999)
- 10, Halley Ferrell vs. William Jewell (2009)
- 10, James Neal vs. Culver-Stockton (2011)
- 9, Logan Seibert vs. McKendree (2022)
- 9, Halley Ferrell vs. Evangel (2009)
- 9, Halley Ferrell vs. Central Methodist (2009)

Most Extra Points Attempted by Kicking:

- 11, Logan Seibert vs. Wisconsin-Stevens Point (2023)
- 11, James Neal vs. Graceland (2010)
- 10, Dante Buscaglia vs. Central Methodist (1999)
- 10, Halley Ferrell vs. Culver-Stockton (2009)
- 10, Halley Ferrell vs. William Jewell (2009)
- 10, James Neal vs. Culver-Stockton (2011)
- 9, several times

Most Points Scored by Kicking:

- 18, Halley Ferrell vs. Avila (2007)
- 17, Logan Seibert vs. Charleston Southern (2024)
- 16, Logan Seibert vs. St. Thomas (2024)
- 16, Dante Buscaglia vs. Central Methodist (1999)
- 14, Halley Ferrell vs. Baker (2007)
- 14, James Neal vs. Pittsburg State (2012)
- 13, Dante Buscaglia vs. Culver-Stockton (1998)
- 13, Halley Ferrell vs. MidAmerica Nazarene (2009)
- 13, Halley Ferrell vs. William Jewell (2009)
- 13, James Neal vs. Kansas Wesleyan (2011)
- 13, Logan Seibert vs. William Jewell (2021)
- 12, Logan Seibert vs. Southwest Baptist (2021)

Longest Field Goal:

- 52, Steve Pinkerton vs. Southwest Minnesota State (1992)
- 50, Logan Seibert vs. Southwest Baptist (2021)
- 50, Halley Ferrell vs. Avila (2007)
- 49, Logan Seibert vs. Tennessee Tech (2023)
- 48, Zac Atterberry vs. Baker (2005)
- 47, Dante Buscaglia vs. Graceland (1999)
- 47, Logan Seibert vs. McKendree (2021)
- 46, Logan Seibert vs. St. Thomas (2024)
- 46, Steve Pinkerton vs. Southwest Minnesota State (1992)
- 46, Halley Ferrell vs. Central Methodist (2007)
- 45, Steve Pinkerton vs. Campbellsville (1992)
- 45, Dante Buscaglia vs. Graceland (1999)
- 45, Dante Buscaglia vs. Baker (2000)



Jamere Holland
2010



Parks Peterson
2009-10



Halley Farrell
2006-09



TEAM RECORDS - SINGLE SEASON



Mike Errante
2006-09

TOTAL OFFENSE

Most Plays:
941 (2019)

Most Plays Per Game:
76.0 (2018)

Most Yards Gained:
6894 (2009)

Most Yards Gained Per Game:
551.5 (2010)

Highest Average Gain Per Play:
8.9 (2010)

RUSHING

Most Rushes:
506 (2004)

Most Rushes Per Game Average:
42.2 (2004)

Most Yards Gained:
2796 (2009)

Most Yards Gained Per Game:
199.7 (2009)

Highest Average Gain Per Rush:
6.7 (2009)

Most Rushing Touchdowns:
49 (2009)

PASSING

Most Attempts:
545 (2019)

Most Attempts Per Game:
44.5 (2014)

Most Completions:
340 (2019)

Most Completions Per Game:
26.2 (2019)

Most Yards Gained:
4098 (2009)

Most Yards Gained Per Game:
358.7 (2010)

Highest Average Gain Per Attempt:
12.4 (2010)

Highest Average Gain Per Completion:
17.3 (2010)

Highest Percentage Completed:
.719 (2010)

Most Touchdown Passes
42 (2010)

Most Touchdown Passes Per Game:
3.8 (2010)

PUNTING

Highest Punting Average:
42.0 (2010)

SCORING

Most Points:
744 (2009)

Most Points Per Game:
53.1 (2009)

ALL-PURPOSE YARDS

Most Yards (since 2004):
8891 (2009)

Most Yards/Game (since 2004):
688.3 (2010)

TOTAL DEFENSE

Fewest Yards Allowed:
2981 (2004)

Fewest Yards Allowed Per Game:
248.4 (2004)

Lowest Average Yards Allowed Per Play:
3.68 (2004)

RUSHING DEFENSE

Fewest Yards Allowed:
1146 (2004)

Fewest Yards Allowed Per Game:
95.5 (2004)

Lowest Average Yards Allowed Per Rush:
2.43 (2004)

PASS DEFENSE

Fewest Yards Allowed:
1476 (1995)

Fewest Yards Allowed Per Game:
134.2 (1995)

Fewest Yards Allowed Per Attempt:
5.42 (2004)

Fewest Yards Allowed Per Completion:
10.11 (2007)

Lowest Completion Percentage Allowed:
.469 (1995)

Most Passes Intercepted by:
23 (2008)
23 (2009)

Most Passes Intercepted by Per Game:
1.77 (2008)

Most Touchdowns on Interception Returns:
4 (2008)
4 (2009)

SCORING DEFENSE

Fewest Points Allowed:
152 (2004)

Fewest Points Allowed Per Game:
12.7 (2004)

Most Points Allowed:
397 (1994)

Most Points Allowed Per Game:
39.7 (1994)

MISCELLANEOUS

Most Consecutive Victories
13 (2009)

Most Consecutive Games Without Being Shut Out:
99 (2003-2011)

Most Overtimes in a Single Game:
2 (2005 vs. Missouri Valley)

Most Shutouts:
2 (1991 and 1995)



TJ Prell
2007-09



Malach Radigan
2009-12



Brian Schaefering
2007

INDIVIDUAL RECORDS - SINGLE SEASON

TOTAL OFFENSE

Most Plays:

658, Cade Brister (2019)
 588, Cade Brister (2018)
 501, Cade Brister (2022)
 455, Najee Jackson (2017)
440, Nate Glantz (2024)
 430, Ben Kisner (2008)
 421, Philip Staback (2009)
 378, Ben Kisner (2007)
 335, Dillon Miller (2013)
 332, Graham Lindman (2014)

Most Yards Gained:

4324, Cade Brister (2019)
 3671, Cade Brister (2022)
 3596, Philip Staback (2009)
 3554, Ben Kisner (2008)
 3442, Philip Staback (2010)
 2982, Cade Brister (2018)
 2583, Najee Jackson (2017)
 2569, Ben Kisner (2007)
 2263, Dillon Miller (2013)
2240, Nate Glantz (2024)

Most Touchdowns Responsible For:

46, Cade Brister (2019)
 42, Philip Staback (2009)
 38, Cade Brister (2022)
 36, Philip Staback (2010)
 33, Ben Kisner (2008)
 27, Cade Brister (2018)
 24, Denodus O'Bryant (2009)
23, Nate Glantz (2024)
 21, Ben Kisner (2007)
 20, Najee Jackson (2017)
 19, John Uribe (2011)
 18, DeDe Dorsey (2005)

RUSHING

Most Rushes:

280, DeDe Dorsey (2005)
 219, Adam Saperstein (1990)
 210, Marceo Haywood (1998)
 199, Hakeem Abdullah (2007)
 198, Denodus O'Bryant (2012)
 191, Cade Brister (2018)
 158, Cade Brister (2019)
 155, Derron Parquet (2004)
 151, Dario Camacho (2008)
 150, David Goodwill (1994)

100-yard rushing games:

8, DeDe Dorsey (2005)

200-yard rushing games:

2, DeDe Dorsey (2005)
 2, Adam Saperstein (1991)

Most Yards Gained:

1600, DeDe Dorsey (2005)
 1509, Marceo Haywood (1999)
 1205, Denodus O'Bryant (2012)
 1155, Hakeem Abdullah (2007)
 1136, Adam Saperstein (1991)
 1130, Marceo Haywood (1998)
 1059, Adam Saperstein (1990)
 1000, Denodus O'Bryant (2009)
 899, Hakeem Abdullah (2006)
 841, DeDe Dorsey (2004)

Most Rushing Touchdowns Scored:

16, DeDe Dorsey (2005)
 15, Marceo Haywood (1998)
 15, Denodus O'Bryant (2009)
 13, Marceo Haywood (1999)
 13, Dario Camacho (2008)
 12, Adam Saperstein (1991)
 12, Nate Orlando (2010)
 11, Hakeem Abdullah (2007)
 11, Richard Murrell (2007)
 11, Denodus O'Bryant (2012)
 11, Cade Brister (2022)
11, Robert Giaimo (2021)

PASSING

Most Attempts:

527, Cade Brister (2019)
 411, Ben Kisner (2008)
 397, Cade Brister (2018)
 351, Philip Staback (2009)
 351, Najee Jackson (2017)
 349, Ben Kisner (2007)
 322, Cade Brister (2022)
 319, Dillon Miller (2013)
304, Nate Glantz (2024)
 301, Graham Lindman (2014)

Most Completions:

332, Cade Brister (2019)
 263, Ben Kisner (2008)
 237, Philip Staback (2009)
 232, Cade Brister (2022)
 227, Cade Brister (2018)
 210, Ben Kisner (2007)
 194, Dillon Miller (2013)
 194, Najee Jackson (2017)
 189, Philip Staback (2010)
179, Nate Glantz (2024)

Most Yards Gained:

3779, Cade Brister (2019)
 3655, Ben Kisner (2008)
 3381, Philip Staback (2009)
 3329, Philip Staback (2010)
 2796, Cade Brister (2022)
 2549, Ben Kisner (2007)
 2433, Cade Brister (2018)
 2366, Najee Jackson (2017)
 2334, Dillon Miller (2013)
2333, Nate Glantz (2024)

Most Touchdown Passes:

39, Cade Brister (2019)
 36, Philip Staback (2009)
 34, Philip Staback (2010)
 33, Ben Kisner (2008)
 27, Cade Brister (2022)
 21, Cade Brister (2018)
 19, Ben Kisner (2007)
 19, John Uribe (2011)
 18, Emilia Salazar (2004)
17, Nate Glantz (2024)
 16, Cory Nesslage (1994)
 16, Max Brown (1996)

200-yard passing games:

11, Ben Kisner (2008)
 11, Philip Staback (2009)

300-yard passing games:

8, Cade Brister (2022)
 6, Philip Staback (2010)

400-yard passing games:

2, Ben Kisner (2008)
 2, Philip Staback (2010)
 2, Ben Gomez (2012)
 2, Cade Brister (2019)



Andrew Helmick - 2012 vs. Nebraska-Kearney

RECEIVING
Most Passes Caught:

72, Najee Jackson (2019)
69, Kendell Sparks (2016)
67, Rudy Fleming (2008)
66, Andrew Helmick (2012)
64, Payton Rose (2019)
61, Payton Rose (2022)
63, Erik Henneman (2019)
60, Nash Sutherlin (2019)
58, Mario Patton (1995)
57, Rudy Fleming (2009)

Most Yards Gained:

1363, Andrew Helmick (2012)
1168, Payton Rose (2019)
1149, Payton Rose (2022)
1032, Jeff Caldwell (2024)
1056, Rudy Fleming (2008)
980, Rudy Fleming (2009)
901, Andrew Helmick (2011)
899, Jamere Holland (2010)
893, Matt Bramow (2010)
844, Marcel Thompson (2009)

Most Touchdown Passes Caught:

15, Payton Rose (2019)
14, Andrew Helmick (2012)
12, Payton Rose (2022)
12, Matt Bramow (2009)
12, Andrew Helmick (2011)
11, Rudy Fleming (2008)
11, Jeff Caldwell (2024)
11, Matt Bramow (2010)
10, Erik Henneman (2019)
9, George Mumphard (2004)
9, Erik Henneman (2018)
9, Payton Rose (2021)
9, Payton Rose (2022)
8, numerous times

100-yard receiving games:

7, Payton Rose (2022)
6, Andrew Helmick (2012)

200-yard receiving games:

4, Andrew Helmick (2012)

PUNTING
Highest Average (min. 20 punts):

44.4, Matt Klingler (2015)

INTERCEPTIONS
Most Interceptions:

9, Pierre Desir (2012)
6, Brandon Gould (2009)
6, Marcus Klund (2003)
6, Bakari Triggs (2016)
6, Kai Ross (2021)

5, Marcus Klund (2004)

5, Brandon Gould (2008)

5, Drew Seers (2021)

Most Yards on Interception Returns:

203, Justin Broome (2011)
174, Bakari Triggs (2016)
125, Derek Coxson (2006)
122, Jared Shoemaker (2007)
112, Brandon Gould (2008)
104, Damian James (2009)
100, Larry Gladney (2006)
99, Tyler Kasper (2007)
99, Darion Bolden (2022)
96, Jared Shoemaker (2005)

PUNT RETURNS
Most Punt Returns:

28, Mike Buntun (2011)
25, Thomas Christian (2007)
25, Ricky McCoy (2019)
21, Rudy Fleming (2008)
21, Bobby Mason (2005)
20, Wesley Thomas (2016)
19, Spencer Redd (2021)
16, Adam Saperstein (1991)
16, Kendell Sparks (2017)
15, Ricky Moore (2006)
15, Tre' Roby (2015)

Most Yards of Punt Returns:

508, Mike Buntun (2011)
328, Thomas Christian (2007)
254, Adam Saperstein (1991)
231, Spencer Redd (2021)
230, Jamere Holland (2010)
228, Bobby Mason (2005)
223, Rudy Fleming (2008)
197, Kendell Sparks (2017)
196, Therman McGowan (2011)
191, Ricky McCoy (2019)

Most Touchdowns Scored on Punt Returns:

3, Mike Buntun (2011)
3, Therman McGowan (2011)


KICKOFF RETURNS
Most Kickoff Returns:

35, Spencer Redd (2019)
29, Cameron Sanders (2018)
24, Julian Smith (1994)
23, Spencer Redd (2021)
20, Lavarrie Johnson (2014)
20, Bakari Triggs (2015)
19, Lavarrie Johnson (2015)
19, Kendell Sparks (2017)
18, Spencer Redd (2023)


16, numerous times

Most Yards on Kickoff Returns:

910, Spencer Redd (2019)
678, Spencer Redd (2021)


Bakari Triggs

2015-17


Najee Jackson

2016-19


Christian Golder

2011


Dan Carlisle

2006-10

616, Cameron Sanders (2018)
540, Spencer Redd (2023)
477, Denodus O'Bryant (2009)
469, Kendell Sparks (2016)
450, McCray Harris (2006)
450, Julian Smith (1994)
421, Mike Buntun (2008)
401, Lavarrie Johnson (2014)
399, Bakari Triggs (2015)

Most Touchdowns Scored on Kickoff Return:

4, Denodus O'Bryant (2009)

ALL-PURPOSE
Most Yards (since 2004):

2042, Denodus O'Bryant (2012)
1853, DeDe Dorsey (2005)
1805, Andrew Helmick (2012)
1793, Hakeem Abdullah (2007)
1751, Denodus O'Bryant (2009)
1620, Denodus O'Bryant (2010)
1429, Nash Sutherlin (2019)
1407, Jamere Holland (2010)
1343, Rudy Fleming (2008)
1323, Cameron Sanders (2018)

SCORING
Most Points Scored:

144, Denodus O'Bryant (2009)
116, Halley Ferrell (2009)
108, DeDe Dorsey (2005)
102, Marceo Haywood (1998)
102, Denodus O'Bryant (2010)
98, Halley Ferrell (2007)
96, Dario Camacho (2008)
96, Andrew Helmick (2012)
90, Adam Saperstein (1991)
90, Denodus O'Bryant (2012)
90, Payton Rose (2019)

Most Touchdowns Scored:

24, Denodus O'Bryant (2009)
18, DeDe Dorsey (2005)
17, Marceo Haywood (1998)
17, Denodus O'Bryant (2010)
16, Rudy Fleming (2008)
16, Andrew Helmick (2012)
15, Adam Saperstein (1991)
15, Denodus O'Bryant (2012)
15, Payton Rose (2019)
14, Marceo Haywood (1999)
14, Hakeem Abdullah (2007)

Most Consecutive Games Scoring a Touchdown:

12, Marceo Haywood (1998-99)*

* scored in all 10 games in 1999

Most Field Goals Made:
17, Halley Ferrell (2007)

Most Extra Points Made by Kicking:
92, Halley Ferrell (2009)

DEFENSE

Tackles (since 2004):
184, Connor Harris (2015)
175, Drew Seers (2019)
152, Connor Harris (2014)
138, Connor Harris (2016)
131, Drew Seers (2021)
126, Connor Harris (2012)
120, Grady Daniels (2019)
108, Darrius Williams (2018)
106, Vincent King (2024)
103, Grady Daniels (2018)

Solo Tackles (since 2004):
86, Connor Harris (2015)
83, Connor Harris (2014)
76, Drew Seers (2019)
74, Connor Harris (2016)
66, Grady Daniels (2019)
64, Vincent King (2024)
63, Darrius Williams (2017)
61, Wesley Thomas (2016)
60, Connor Harris (2012)
57, Drew Seers (2021)

Assisted Tackles (since 2004):
99, Drew Seers (2019)
98, Connor Harris (2015)
74, Drew Seers (2021)
69, Connor Harris (2014)
66, Connor Harris (2012)
64, Connor Harris (2016)
56, Jake Sharp (2005)
54, Donald Cayton (2004)
54, Grady Daniels (2019)
53, Darrius Williams (2018)


Tackles for Loss (since 2004):
17.0, Drew Seers (2019)
15.0, Mike Sullivan (2004)
14.5, Jeremy Coley (2007)
14.5, Dino Morales (2004)
13.0, T.J. Prell (2009)
13.0, Tayvian Weary (2019)
12.5, Connor Harris (2015)
12.5, Drew Seers (2018)
11.5, Joe Day (2012)
11.5, Jonathan Harris (2018)



Connor Harris
2012-16



Logen Wright
2005-09



Zac Atterberry
2004-07



Matt Klingler
2014-15

Sacks (since 2004):
7.5, Billy Ray Uren (2008)
7.5, Tayvian Weary (2019)
7.0, Dino Morales (2004)
6.5, Mike Sullivan (2004)
6.5, Mike Sullivan (2005)
6.5, Brian Schaefering (2007)
6.5, Kobe McClendon (2023)
6.0, Joe Day (2012)
6.0, Cody Reider (2011)
6.0, Cody Reider (2012)
6.0, Jonathan Harris (2016)
6.0, Jonathan Harris (2018)

Fumble Recoveries (since 2004):
4, Dan Carlisle (2007)

Fumble Return Yards (since 2004):
70, Hakim Thomas (2009)
62, Logen Wright (2006)
48, Stephen Frichtl (2008)
48, DeDe Dorsey (2004)
46, Chris Howard (2011)
46, Wesley Thomas (2016)

Forced Fumbles (since 2009):
3, Nick Tepea (2010)
3, Alex Meraz (2009)
Blocked Kicks (since 2004):
4, Logen Wright (2009)

INDIVIDUAL RECORDS - CAREER

TOTAL OFFENSE

Most Plays:
2080, Cade Brister (2018-2022)
1192, Ben Kisner (2005-08)
704, Philip Staback (2009-10)
633, Dillon Miller (2012-14)
462, Najee Jackson (2017-19)
449, Denodus O'Bryant (2009-12)
440, Nate Glantz (2024-)
409, Mason Bendigo (2015-18)
389, Nash Sutherlin (2017-)
375, DeDe Dorsey (2004-05)

Most Yards Gained:
12873, Cade Brister (2018-2022)
8359, Ben Kisner (2005-08)
7038, Philip Staback (2009-10)
4366, Dillon Miller (2012-14)
3237, Denodus O'Bryant (2009-12)
2630, Nate Glantz (2024-)
2655, Najee Jackson (2017-19)
2273, DeDe Dorsey (2004-05)
2266, Mason Bendigo (2015-18)
2024, Ben Gomez (2012-13)

RUSHING

Most Rushes:
608, Cade Brister (2018-2022)
449, Denodus O'Bryant (2009-12)
405, DeDe Dorsey (2004-05)
389, Nash Sutherlin (2017-)
348, Hakeem Abdullah (2006-07)
268, Nate Orlando (2007-08, 10)
255, Calen Campbell (2015-17)
250, Lavarrie Johnson (2014-15)
237, Marvin Byrd (2011-14)
219, Adam Saperstein (1990)

Most Yards Gained:
3237, Denodus O'Bryant (2009-12)
2639, Marceo Haywood (1998-99)
2441, DeDe Dorsey (2004-05)
2195, Adam Saperstein (1990-91)
2024, Cade Brister (2018-2022)
2054, Hakeem Abdullah (2006-07)
2008, Nash Sutherlin (2017-)
1458, Nate Orlando (2007-08, 10)
1407, Cecil Severado (1995-97)
1301, Calen Campbell (2015-17)

Most Touchdowns Scored:
38, Denodus O'Bryant (2009-12)
31, Cade Brister (2018-2022)
28, Marceo Haywood (1998-99)
25, DeDe Dorsey (2004-05)
20, Richard Murrell (2007, 09)
19, Nate Orlando (2007-08, 10)
17, Adam Saperstein (1990-91)
17, Marvin Byrd (2011-14)
16, Hakeem Abdullah (2006-07)
16, Nash Sutherlin (2017-2021)
13, Cecil Severado (1995-97)
13, Dario Camacho (2008)
13, Calen Campbell (2015-17)

PASSING

Most Attempts:
1472, Cade Brister (2018-2022)
1095, Ben Kisner (2005-08)
605, Dillon Miller (2012-14)
602, Philip Staback (2009-10)
487, Cory Nesslage (1993-95)
358, Mason Bendigo (2015-18)
353, Najee Jackson (2017-19)
304, Nate Glantz (2024-)
301, Graham Lindman (2014)
271, John Uribe (2011)

Most Completions:

929, Cade Brister (2018-2022)
638, Ben Kisner (2005-08)
426, Philip Staback (2009-10)
356, Dillon Miller (2012-14)
254, Cory Nesslage (1993-95)
196, Najee Jackson (2017-19)
179, Nate Glantz (2024-)
170, Mason Bendigo (2015-18)
165, John Uribe (2011)
155, Ben Gomez (2012-13)



Brandon Gould - 2009 National Championship Game

Most Yards Gained:

3366, Payton Rose (2018-2022)
2828, Andrew Helmick (2009-12)
2036, Rudy Fleming (2008-09)
1914, Matt Bramow (2008-10)
1909, Steven Kennedy (2004-07)
1772, Jeff Caldwell (2022-24)
1666, Alex Robinson (2011-14)
1650, Carlton Rivers (1995-98)
1631, Jaron Alexander (2012-15)
1512, Denodus O'Bryant (2009-12)

Most Yards Gained:

10849, Cade Brister (2018-2022)
8546, Ben Kisner (2005-08)
7214, Max Brown (1995-98)
6710, Philip Staback (2009-10)
4440, Dillon Miller (2012-14)
3155, Cory Nesslage (1993-95)
2445, Najee Jackson (2017-19)
2333, Nate Glantz (2024-)
2259, Mason Bendigo (2015-18)
2204, John Uribe (2011)



Donald Collier - 2011 vs. Culver-Stockton

Most Touchdown Passes Caught:

38, Payton Rose (2018-2022)
32, Andrew Helmick (2009-11)
24, Matt Bramow (2008-10)
23, Jeff Caldwell (2022-24)
21, Steven Kennedy (2004-06)
19, Rudy Fleming (2008-09)
19, Erik Henneman (2017-19)
15, George Mumphard (2004-05)
15, Denodus O'Bryant (2009-11)
13, Deantrell Prince (2016-17)
12, Mark Henrie (1994, 1996)

Most Touchdown Passes:

97, Cade Brister (2018-2022)
70, Philip Staback (2009-10)
69, Ben Kisner (2005-08)
50, Max Brown (1995-98)
30, Dillon Miller (2012-14)
23, Cory Nesslage (1993-95)
19, John Uribe (2011)
18, Mason Bendigo (2015-18)
18, Najee Jackson (2017-19)
17, Emilia Salazar (2004)
17, Ben Gomez (2012-13)



Philip Staback
2009-10



Denodus O'Bryant
2009-12

PUNTING

Highest Average Per Punt (min. 100 punts):
40.2, Edward Burns (2011-14)

INTERCEPTIONS

Most Interceptions:

14, Brandon Gould (2005-09)
13, Pierre Desir (2012-13)
12, Marcus Klund (2003-06)
10, Bakari Triggs (2015-17)
9, Ricky McCoy (2016-19)
8, Drew Seers (2017-)
6, Jake Sharp (2004-05)
6, Adarrrious Ross (2008-09)
6, Brock Reed (2009-12)
6, Connor Harris (2015-16)
6, Kai Ross (2021-2022)
5, Jared Shoemaker (2005-07)
5, Logen Wright (2005-09)
5, Justin Broome (2011-12)

RECEIVING

Most Passes Caught:

191, Payton Rose (2018-2022)
153, Andrew Helmick (2009-12)
147, Jaron Alexander (2012-15)
136, Matt Bramow (2008-10)
131, Steven Kennedy (2004-06)
130, Carlton Rivers (1995-98)
124, Rudy Fleming (2008-09)
123, Alex Robinson (2011-14)
120, Erik Henneman (2017-19)
111, Nash Sutherlin (2017-2021)



Brandon Gould
2005-09



Pierre Desir
2012-13

Most Yards on Interception Returns:

247, Brandon Gould (2005-09)
241, Bakari Triggs (2015-16)
225, Justin Broome (2011-12)

PUNT RETURNS
Most Punt Returns:

39, Ricky McCoy (2016-19)
 30, Rudy Fleming (2008-09)
 29, Mike Bunton (2007-11)
 29, Tre' Roby (2013-15)
 29, Spencer Redd (2019-2023)
 25, Thomas Christian (2007)
 25, Wesley Thomas (2013-16)
 21, Bobby Mason (2005)
 18, Kendell Sparks (2016-17)
 15, Aaron Williams (2004)
 15, Ricky Moore (2006)

Most Yards on Punt Returns:

547, Mike Bunton (2007-11)
 328, Thomas Christian (2007)
 321, Spencer Redd (2019-2023)
 288, Ricky McCoy (2016-19)
 279, Rudy Fleming (2008-09)
 236, Tre' Roby (2013-15)
 230, Jamere Holland (2010)
 230, Kendell Sparks (2016-17)
 228, Bobby Mason (2005)
 196, Therman McGowan (2011)

Most Touchdowns Scored on Punt Returns:

4, Mike Bunton (2007-11)
 3, Therman McGowan (2011)
 1, seven players

KICKOFF RETURNS
Most Kickoff Returns:

95, Spencer Redd (2019-2023)
 50, Mike Bunton (2007-11)
 48, Bakari Triggs (2015-17)
 44, Denodus O'Bryant (2009-12)
 39, Lavarrie Johnson (2014-15)
 39, Tre' Roby (2013-15)
 35, Leonard Durant (2005-08)
 35, Kendell Sparks (2016-17)
 29, Cameron Sanders (2018)
 28, Andrew Helmick (2009-12)

Most Yards on Kickoff Returns:

2504, Spencer Redd (2019-2023)
 1377, Denodus O'Bryant (2009-12)
 1102, Bakari Triggs (2015-17)
 1058, Mike Bunton (2007-11)
 867, Kendell Sparks (2016-17)
 791, Leonard Durant (2005-08)
 780, Tre' Roby (2013-15)
 759, Lavarrie Johnson (2014-15)
 679, Andrew Helmick (2009-12)
 616, Cameron Sanders (2018)
 509, Nate Orlando (2007-08, 10)

Most Touchdowns Scored on Kickoff Returns:

8, Denodus O'Bryant (2009-12)
 3, Spencer Redd (2019-2023)
 2, Mike Bunton (2007-11)
 2, Roren Thomas (2009)
 1, Five Players

ALL-PURPOSE
Most Yards (since 2004):

6126, Denodus O'Bryant (2009-12)
 3797, Andrew Helmick (2009-12)
 3774, Spencer Redd (2019-2023)
 3401, Payton Rose (2018-2022)
 3217, Nash Sutherlin (2017-2021)
 2879, Hakeem Abdullah (2006-07)
 2851, DeDe Dorsey (2004-05)
 2662, Mike Bunton (2007-11)
 2502, Rudy Fleming (2008-09)
 2500, Nate Orlando (2007-08, 10, 12)

SCORING
Most Points Scored:

372, Denodus O'Bryant (2009-12)
 329, Halley Ferrell (2006-09)
 285, Logan Seibert (2021-2024)
 275, James Neal (2010-13)
 228, Payton Rose (2018-2022)
 216, Andrew Helmick (2009-12)
 198, Cade Brister (2018-2022)
 186, Marceo Haywood (1998-99)
 180, DeDe Dorsey (2004-05)
 176, Dante Buscaglia (1998-00)

Most Touchdowns Scored:


62, Denodus O'Bryant (2009-12)

Most Field Goals Made:


44, Logan Seibert (2021-24)

Most Extra Points Made by Kicking:

209, Halley Ferrell (2006-09)



Andrew Helmick
2009-12



Mike Bunton
2007-11



Pierre Desir - 2012 vs. Central Missouri



Mike Bunton - 2011 vs. Graceland



Denodus O'Bryant - 2012 vs. Nebraska-Kearney

With her husband, George Sibley, pioneer educator Mary Sibley founded Lindenwood as a school for young women in 1832. Lindenwood was committed to combining professional issues with academic pursuits, the social with the intellectual, and the spiritual with the physical. In short, Mary Sibley brought holistic higher education to the American frontier.

Lindenwood became a Presbyterian college in 1853 and still maintains a historical relationship with the Presbyterian Church. In 1918, Lindenwood became a four-year college, and in 1969, Lindenwood attempted to strengthen its financial base by becoming co-ed. The school altered its name in 1974. The Lindenwood Colleges referred to the school's individual operations for men and women and also to its accelerated evening program, the Lindenwood College for Individualized Education, and its graduate programs.

During the '70s and '80s, the school struggled with a changing economy and accumulated substantial indebtedness. Enrollments began to decline, and by the spring of 1989, the number of day students had dropped below 1,000. As well, institutional change during those decades had led to some loss of clarity of mission. In view of



these fiscal and cultural challenges, the Board of Directors resolved to "refound" the school by returning to the fundamental precepts of individualized, holistic, values-oriented higher education that combines the practical with the academic. A president experienced in financial management and organizational revitalization was hired to lead the whole Lindenwood community in its collective renewal initiative. The result was a period of rapid growth and innovation that enabled the college to become the higher-education leader that it is today.

At the height of its revival, Lindenwood College became Lindenwood University in 1997. Enrollment burgeoned, and new construction arrived in late 1997 with the Hyland Performance Arena. By 1998-99, the annual enrollment approached 9,500, the faculty was growing, and the school balanced its budgets and increased revenues.

In 2000, Lindenwood dedicated the first of eight new residence halls to be constructed over the next decade—the first such construction in more than 30 years. In 2002, Lindenwood built the beautiful new Spellmann Campus Center. The 136,000-square-foot J. Scheidegger Center for the Arts opened in 2008.

The growth has not slowed. Additional construction has included expansion and renovation of Harmon Hall, now the home of the Robert W. Plaster School of Business and Entrepreneurship, and the 120,000-square-foot Evans Commons opened to great fanfare in 2011. A new athletics building was added in 2012 adjacent to Harlen Hunter Stadium, corresponding with Lindenwood's transition to the NCAA Division II.

Lindenwood opened in 2017 a 100,000-square-foot Library and Academic Resources Center at the front of the campus. The building serves as a hub for student services and academics.

Academically, Lindenwood has grown as well with extension of its longstanding general accreditation, the addition of numerous specialized accreditations for individual programs, and the addition of a number of degree programs, including the school's first doctoral degrees in the School of Education.

Mary Sibley ran a tightly managed school with a resourceful spirit and a clear purpose. She would have been proud of today's Lindenwood.

