



MATCHUP

LINDENWOOD



2-4, 1-1 BS/OVC

CHARLESTON SOUTHERN



1-4, 0-2 BS/OVC

Series History
CHARLESTON SOUTHERN LEADS 1-0

GAME PREVIEW

The Lindenwood football team (2-4, 1-1 BS/OVC) looks to bounce back this weekend, taking on Charleston Southern (1-4, 0-2 BS/OVC) this Saturday at 1:00 p.m. inside Hunter Stadium in St. Charles, Mo.

Last week, the Lions suffered a tough loss to Tennessee State, 24-20, being outscored 17-0 in the second half. Lindenwood jumped out to a quick two score lead less than four minutes into the game as Nate Glantz and Jeff Caldwell connected for another touchdown strike from 34-yards out. For Caldwell, his last five catches up to that point went for scores. The junior wideout has eight touchdowns on the year.

The defense accounted for the other touchdown on the day when Jonah Rubadue deflected pass that fell into the arms of Frank Caldwell who returned it to the house for six. It was the first defensive score for the Black & Gold since 2022 when Darion Bolden had a 99-yard interception return.

Logan Seibert notched two more field goals against the Tigers, giving him eight on the year, which is second most in the conference. The Belleville, Ill. native is five field goals away from breaking the career record in program history that was set by Halley Ferrell who played for the Lions from 2006-2008.

Lindenwood continues to run the ball well on the ground after compiling 181 yards last week. The Lions lead the Big South-OVC with 906 rushing yards on the year and average 151 per game, which ranks third in the Association. Both Cortez Jones and Steve Hall rank inside the top 10 among league running backs in rushing yards with 366 and 293, respectively.

This will be the second meeting between the two squads in the series history as Charleston Southern picked up a 24-10 last season. Caldwell hauled in a touchdown pass in that game. The Buccaneers are led by running back Autavius Ison who broke the single-game program rushing record last week.

PLAYERS TO WATCH



Kobe McClendon
6-3 | 246
Jr. | DL



Donnie Wingate
6-3 | 245
So. | DL



Reece Thomas
5-10 | 172
So. | WR



Darrin Fugitt
6-4 | 236
So. | TE

LINDENWOOD LEADERS



PASSING

Nate Glantz (86-for-143, 1041 yards, 8 TD, 3 rushing TD)
Tyler Kubat (5-for-7, 115 yards, 1 TD)



RUSHING

Cortez Jones (54 attempts, 366 yards, 2 TD)
Steve Hall (46 attempts, 293 yards)
Robert Giaimo (29 attempts, 157 yards, 1 TD)



RECEIVING

Jeff Caldwell (26 catches, 553 yards, 8 TD)
Reece Thomas (13 catches, 143 yards, 1 TD)
Abe Haerr (8 catches, 109 yards)
Drew Kroboth (8 catches, 95 yards)



DEFENSE

Vincent King (56 tackles, 34 solo, 22 assists, 4.5 TFL, 3 QBH)
Jacob Waller (37 tackles, 25 solo, 12 assists, 2 TFL, 1 sack)
Devon Edwards (36 tackles 19 solo, 17 assists, 2 QBH)
Jordan Knapke (31 tackles, 21 solo, 10 assists)
Jaylan Wesley (24 tackles, 17 solo, 7 assists, 2 PBU)

QUICK FACTS

LINDENWOOD



Mascot: Lions
Location: St. Charles, Mo.
Colors: Black & Gold
Head Coach: Jed Stugart
Career Record: 129-59
Lindenwood Record: 38-35

CHARLESTON SOUTHERN



Mascot: Buccaneers
Location: Charleston, S.C.
Colors: Blue & Gold
Head Coach: Gabe Gardina
Career Record: 42-28
School Record: 5-11

GAME INFORMATION

SATURDAY, OCTOBER 12 | 1:00 P.M. | HUNTER STADIUM | ST. CHARLES, MD.

- 📺 Watch | ESPN+ (tinyurl.com/44zm4fvp)
- 📊 Stats | tinyurl.com/2kbv2psb
- 📻 Radio | 89.1 KCLC



	<p>#22 UNIVERSITY OF KANSAS JAYHAWKS Head Coach Lance Leipold Career: 163-60 School: 17-21</p>	<p>AUGUST 29, 2024 6:00 PM CHILDREN'S MERCY PARK KANSAS CITY, KAN.</p>	
	<p>#9 UNIVERSITY OF CENTRAL ARKANSAS BEARS Head Coach Nathan Brown Career: 37-29 School: 37-29</p>	<p>SEPTEMBER 7, 2024 6:00 PM HARLEN C. HUNTER STADIUM ST. CHARLES, MO.</p>	
	<p>MISSOURI STATE UNIVERSITY BEARS Head Coach Ryan Beard Career: 4-7 4-7</p>	<p>SEPTEMBER 14, 2024 6:00 PM ROBERT W. PLASTER STADIUM SPRINGFIELD, MO.</p>	
	<p>UNIVERSITY OF ST. THOMAS TOMMIES Head Coach Glenn Caruso Career: 158-42 School: 152-30</p>	<p>SEPTEMBER 21, 2024 1:00 PM HARLEN C. HUNTER STADIUM ST. CHARLES, MO.</p>	
	<p>EASTERN ILLINOIS UNIVERSITY PANTHERS Head Coach Chris Wilkerson Career: 61-39 School: 10-12</p>	<p>SEPTEMBER 28, 2024 2:00 PM O'BRIEN FIELD CHARLESTON, ILL.</p>	
	<p>TENNESSEE STATE UNIVERSITY TIGERS Head Coach Eddie George Career: 15-18 School: 15-18</p>	<p>OCTOBER 5, 2024 1:00 PM HARLEN C. HUNTER STADIUM ST. CHARLES, MO.</p>	
	<p>CHARLESTON SOUTHERN UNIVERSITY BUCCANEERS Head Coach Gabe Giardina Career: 41-24 School: 4-7</p>	<p>OCTOBER 12, 2024 1:00 PM HARLEN C. HUNTER STADIUM ST. CHARLES, MO.</p>	
	<p>GARDNER-WEBB UNIVERSITY RUNNIN' BULLDOGS Head Coach Chris Reisert Career: 40-11 School: 0-0</p>	<p>OCTOBER 19, 2024 3:00 PM SPANGLER STADIUM BOILING SPRINGS, N.C.</p>	
	<p>WESTERN ILLINOIS UNIVERSITY LEATHERNECKS Head Coach Joe Davis Career: 0-0 School: 0-0</p>	<p>OCTOBER 26, 2024 2:00 PM HARLEN C. HUNTER STADIUM ST. CHARLES, MO.</p>	
	<p>TENNESSEE TECHNOLOGICAL UNIVERSITY GOLDEN EAGLES Head Coach Bobby Wilder Career: 77-56 School: 0-0</p>	<p>NOVEMBER 2, 2024 1:30 PM TUCKER STADIUM COOKEVILLE, TENN.</p>	
	<p>#9 SOUTHEAST MISSOURI STATE UNIVERSITY REDHAWKS Head Coach Tom Matukewicz Career: 55-59 School: 54-59</p>	<p>NOVEMBER 9, 2024 1:00 PM HARLEN C. HUNTER STADIUM ST. CHARLES, MO.</p>	
	<p>UT MARTIN SKYHAWKS Head Coach Jason Simpson Career: 115-87 School: 115-87</p>	<p>NOVEMBER 23, 2024 2:00 PM HARDY M. GRAHAM STADIUM MARTIN, TENN.</p>	

ALL GAME TIMES ARE CST | All records are entering 2024 season



NUMBERS TO KNOW

4.4

Lindenwood has compiled 4.4 yards per carry so far this season which ranks second in the conference. The Lions tallied 181 yards on the ground last week

8

The number of touchdowns Jeff Caldwell has on the year. All of them coming in the last four games

6

Opponents have missed six field goals against Lindenwood so far this season after another one last week. Teams are currently 2-8 on the year.

16

Lindenwood had a season-high four sacks against the Tigers last week, two from Kobe McClendon, and one apiece from Donnie Wingate and Vincent King. The Lions have registered 16 sacks so far this season, tied for second most in the conference.

OPENING DRIVE

- The Lindenwood football team (2-4, 1-1 BS/OVC) looks to bounce back this weekend, taking on Charleston Southern (1-4, 0-2 BS/OVC) this Saturday at 1:00 p.m. inside Hunter Stadium in St. Charles, Mo.
- The Lions suffered a tough 24-20 loss to Tennessee State last week. The Lions were outscored 17-0 in the second half.
- Jeff Caldwell hauled in another touchdown, giving him eight on the year, while the defense recorded the other score, coming off a 15-yard interception return by Frank Caldwell.
- Logan Seibert now has eight field goals on the year, second most in the Big South-OVC. He has 36 field goals for his career.
- The Black and Gold had four sacks against the Tigers and now have 16 on the year, second most in the Association. Donnie Wingate leads the squad with four.
- Charleston Southern is coming off a 31-20 loss last week to Western Illinois.
- Autavius Ison broke the single-game program rushing record a week ago against the Leathernecks with 229 yards on the ground.
- The Buccaneers enter the matchup with a 1-4 record and will be looking for their first league win.
- Charleston Southern is 1-0 against Lindenwood, earning a 24-10 victory last season.



JED STUGART | HEAD COACH | EIGHTH SEASON



Jed Stugart is in his eighth season as the Lindenwood football head coach in 2024. Stugart has been a head coach for 18 seasons and has an all-time record of 129-59.

Under the direction of Stugart in 2023, Lindenwood finished the year with a 3-7 record, with two of those wins coming at home. The Lions opened the season with a convincing 77-9 win over Wisconsin-Stevens Point. In the rout, Lindenwood scored 56 points in the first half, breaking the program record for most points in a first half. Lindenwood took down Tennessee Tech 23-0 on October 7, marking the programs first shutout since 2015.

The Lions totaled four all-conference selections, and six weekly accolades in their first year in the Big South-DVC Association. Jeff Caldwell was a first team selection as a wide receiver, as he led the conference in receiving touchdowns with eight, including hauling in four in a 43-40 comeback win over Western Illinois on September 16.

In its first NCAA Division I season, Stugart guided the Lions to a 7-3 record, including a 4-1 mark inside Hunter Stadium. Lindenwood picked up a thrilling 21-20 road win over Houston Baptist, as they blocked a punt with 28 seconds left, which was recovered in the end zone for a game-winning score. Lindenwood earned another road victory on October 8 in a 52-49 win over Central Arkansas, which was the start of a four-game winning streak. During that stretch, Lindenwood earned its first win inside conference play after defeating Murray State in week six. The Lions received votes in the FCS weekly poll on three different occasions during the year.

Stugart helped produce one of the most successful quarterbacks in program history. Cade Brister capped off his career as the school's leader in passing yards, passing touchdowns, and total offense. The O'Fallon, Mo. native holds nearly every passing record, and is the only player in program history to pass for over 10,000 yards in a Lindenwood uniform, while being the only quarterback to rush for over 1,000 yards in his career. Brister is the only player to be named all-conference by

three different leagues. Payton Rose set the all-time mark for receiving yards in a career with 3,366, while hauling in a program best 38 scores across his four-year career and was part of an offense that ranked fourth in NCAA Division I FCS with 509.1 yards per game in 2022.

In 2021, the Lions won their second-consecutive GLVC Championship with another perfect season in league play. Lindenwood closed out the season with a 9-3 record, while going 7-0 in the conference. For the second time in as many seasons in the GLVC, Stugart was named Coach of the Year. Stugart was joined by Drew Seers (defense), Spencer Redd (special teams), and Robert Giaimo (freshman) as major award winners.

The Lions accumulated 21 all-conference selections, while Seers went on to collect two first-team All-American honors. Seers was also voted as a finalist for the Cliff Harris award, which recognizes the top defensive player in the country. Seers was named the D2Football.com Defensive Player of the Year in his final season with the Lions. Lindenwood earned its second appearance in the NCAA Division II Football Playoffs for the second time since joining the NCAA. Academically, the Lions compiled three CoSIDA Academic All-District selections, while two moved on to earn Academic All-American accolades.

American honors. Seers was also voted as a finalist for the Cliff Harris award, which

In week three of the season, the Lions tied the program record for most rushing touchdowns in a game with eight. Cade Brister ran the ball in five times, which was the most by an individual in 16 years. Lindenwood went into Kirksville, Mo. to upset No. 18 Truman State with the help of three rushing scores from Robert Giaimo. The following week, the Lions earned a win over Quincy with the help of three interceptions from Kai Ross, and a kick return for a touchdown by Spencer Redd. Just two weeks later, Redd returned a punt return for a touchdown for the first time in nine years. Lindenwood capped off the regular season with a win over McKendree, marking 14-consecutive wins for the Lions in the conference.



In the summer of 2020, Lindenwood earned a ranking of No. 13 in the Street and Smith Preseason Poll, while receiving the No. 17 spot in the LINDY'S Sports Preseason Poll. Drew Seers was featured on the College Football American Yearbook Division II Preseason Starting Lineup. Due to the COVID-19 pandemic, the start of the 2020 season was delayed. On October 6, 2020, the GLVC Council of Presidents voted to move the season into the spring semester, which featured a shortened schedule. On March 18, 2021, the Lindenwood football program opted out of the spring season out of concern for the health and well-being of the student-athletes.

Lindenwood had its best year in the NCAA era during the 2019 season, as the Lions earned a berth in the 2019 NCAA Division II Playoffs for the first time in school history. Stugart was named the 2019 GLVC Coach of the Year as the Lions posted a 9-4 overall record, with a perfect 7-0 record in the GLVC to capture the 2019 GLVC Championship. The Lions set four school records over the course of the season, while breaking one game record. Lindenwood rewrote four individual game records and 12 individual season records over the course of 2019.

Lindenwood garnered the GLVC Defensive Player of the Year in Drew and the GLVC Offensive Player of the Year in Cade Brister. Seers was named first-team All-American (Associated Press, AFCA, D2CCA), and

second-team All-American (D2Football.com). Brister earned honorable-mention All-American (D2Football.com) recognition and was nominated as a Harlon Hill candidate. Erik Henneman was named second-team All-American (D2Football.com). Seers was named first-team all-region, while Henneman and Payton Rose each earned second-team all-region honors. Lindenwood tallied nine first-team all-GLVC players, with four second-team all-GLVC members, and two more on the honorable-mention list. The Lions earned GLVC Player of the Week 10 times, splitting five on each side of the ball.



Lindenwood ranked eighth in the country with 303 first downs, while standing ninth in the nation with 301.1 passing yards per game. The Lions ranked 16th in NCAA Division II with a 62.4 completion percentage. Stugart and the Lions closed out the 2019 season ranked No. 25 in the final AFCA Division II Coaches Poll of the year. Stugart led the Lions to a 5-1 record at home, including upset victories over No. 24 Truman State and No. 8 Ulindy. Lindenwood won a thrilling 45-37 road victory over McKendree in the NCAA Division II Football Showcase Game of the Week. The Lions pulled off a come-from-behind victory over Truman State after rattling off 21 points in the fourth quarter. Lindenwood executed the perfect onside kick, which led to the game-winning touchdown. Lindenwood shocked the conference with a seven-point victory over Ulindy, handing the Greyhounds their first conference loss in more than three years. Cade Brister set multiple school records during the game, as he completed 38 passes for 541 yards. The Lions closed out their home slate against Missouri S&T, sending out its senior class in thrilling fashion. On the final play of regulation, Jordan Perry blocked the field goal attempt by the Miners to send the game into overtime. The Lions scored the lone touchdown in the overtime period, giving Lindenwood its most home victories since the 2011 season.

Stugart and the Lions advanced to the NCAA Division II Playoffs for the first time since joining the NCAA, and proved the doubters wrong. Lindenwood faced No. 5 Ouachita Baptist who stood undefeated on the season. The Lions fought their way to a 41-38 victory over the Tigers, earning their first playoff win since the 2009 season.

In 2018, Stugart led the Lions to 4-7 season with all wins coming on the road. The offense averaged the most plays per



game in a single season with 76.0 during the 2018 season. Lindenwood placed 12 players on the all-MIAA football teams, including two first-team honorees. The two first-team selections were the most for Lindenwood since the 2015 season. The Lions had a record-setting game against Missouri Southern in a 51-13 victory in the second game of the season. Lindenwood scored seven touchdowns which tied for second in program history in a single game.

After scoring 42 points in a week three loss, Stugart guided the Lions to their first win over Emporia State in program history with a 48-41 victory. Lindenwood capped off the year with a wild 21-point fourth-quarter comeback victory over Missouri Western. The Lions scored with less than two minutes left in the game on an 11-play 99-yard drive. Lindenwood recovered the ensuing onside kick, and drove down to score the game-winning touchdown with 36 seconds left in the game.

The 2018 season was highlighted by All-American tight end Erik Henneman. Henneman was named first-team All-American by the AFCA, D2CCA, and D2Football.com after hauling in nine touchdowns on 57 receptions for 639 yards. Joining Henneman on the first-team all-MIAA list was senior defensive lineman Jonathan Harris. Harris was named first-team all-MIAA for the second-straight season as he amassed 11.5 tackles for loss and had six sacks in his final season with the Lions. Stugart had 12 Lions earn all-MIAA honors. Following the 2019 NFL Draft, Harris signed a training camp invite deal with the Chicago Bears.

In his first season at Lindenwood, Stugart led the Lions to their best season in five years. Lindenwood won four games, including a road victory at Pittsburg State, one of the toughest places to play in the MIAA. The Lions were also much more competitive in their other games, and they improved their scoring margin by nearly eight points a game. Statistically, Lindenwood had both its top offensive and defensive numbers since the program's first year in the MIAA. The biggest change Stugart made, though, was improving the program's culture, and building the blocks for future success, including signing the largest recruiting class during Lindenwood's NCAA era in 2018. Stugart coached 13 players that earned all-MIAA honors, the highest mark for the program since Lindenwood joined the MIAA. Among the honorees was Jonathan Harris earning first-team all-MIAA honors on the defensive line.

Stugart was the head football coach at Sioux Falls from 2010-16, and turned the program into one of the top ones in NCAA Division II. In seven seasons, he had a record of 65-17, including a 32-5 mark over the last three years. In his first season in 2010, Stugart led the Cougars to a conference championship, and the team advanced to the NAIA National Championship game. The program began the transition to the NCAA Division II level after that. Sioux Falls won 20 games over the next three years, including a 9-2 mark in its first season as a member of the Northern Sun Intercollegiate Conference (NSIC) in 2012.

Over his final three seasons at the school, Stugart and Sioux Falls took the next step and became one of the top teams in the country. The Cougars went to the postseason all three years with a victory in the Mineral Water Bowl in 2014 and NCAA Tournament appearances in both 2015 and 2016. Sioux Falls won its first NSIC Championship this past season with a perfect 11-0 regular season mark, and it won its first NCAA Tournament game with a 34-21 first-round win over Azusa Pacific. Stugart was named the NSIC Coach of the Year and a NCAA Regional Coach of the Year after the Cougars finished the regular season in the top-five in the national rankings.

Stugart earned a bachelor's degree from Azusa Pacific University in 1995 and a master's degree from Northern Colorado in 2003. He earned three letters as a linebacker from Azusa Pacific. Stugart and his wife, Angie, have a son, Gunner, and a daughter, Gracie.

COACHING CAREER

YEAR	SCHOOL	OVERALL RECORD	CONF. RECORD
2006	MidAmerica Nazarene	7-3	7-3
2007	MidAmerica Nazarene	9-3	8-2
2008	MidAmerica Nazarene	10-1	10-0
2010	Sioux Falls	13-1	10-0
2011	Sioux Falls	5-4	0-0
2012	Sioux Falls	9-2	9-2
2013	Sioux Falls	6-5	6-5
2014	Sioux Falls	11-1	11-1
2015	Sioux Falls	9-3	9-2
2016	Sioux Falls	12-1	11-0
2017	Lindenwood	4-7	4-7
2018	Lindenwood	4-7	4-7
2019	Lindenwood	9-4	7-0
2020	Lindenwood	-	-
2021	Lindenwood	9-3	7-0
2022	Lindenwood	7-3	1-3
2023	Lindenwood	3-7	1-5
2024	Lindenwood	2-4	1-1
Career	18th Year	129-59	106-38





Dusty Hovorka is in his eighth season in 2024 as Lindenwood's offensive coordinator.

During the 2023 season, Hovorka coached first team all-conference selection Jeff Caldwell at wide receiver. The Louisville, Ky. native led the Big South-DVC in touchdowns with eight, including four against Western Illinois in a thrilling 43-40 win on September 16. Caldwell earned conference weekly honors on the offensive side of the ball one time during season. Lindenwood put up 56 points in the first half against Wisconsin-Stevens Point, setting a new program record for points in a first half. Overall, the Lions finished the year with four all-conference selections.

In its first NCAA Division I season, the Lions went 7-3 record, including a 4-1 mark inside Hunter Stadium. Lindenwood picked up a thrilling 21-20 road win over Houston Baptist, as they blocked a punt with 28 seconds left, which was recovered in the end zone for a game-winning score. Lindenwood earned another road victory on October 8 in a 52-49 win over Central Arkansas, which was the start of a four-game winning streak. During that stretch, Lindenwood earned its first win inside conference play after defeating Murray State in week six. The Lions received votes in the FCS weekly poll on three different occasions during the year. The Lions accumulated 10 all-conference selections and nine DVC weekly accolades, while Kobe McClendon was named a Stats Perform FCS Freshman All-American after an impressive 2022 campaign.

In 2021, the Lions won their second-consecutive GLVC Championship with another perfect season in league play. Lindenwood closed out the season with a 9-3 record, while going 7-0 in the conference. Robert Giaimo was named the GLVC Freshman of the Year as a running back. The Lions accumulated 21 all-conference selections, including 10 on the offensive-side of the ball. Lindenwood earned its second appearance in the NCAA Division II Football Playoffs for the second time since joining the NCAA. Academically, the Lions compiled three CoSIDA Academic All-District selections, while two moved on to earn Academic All-American accolades.

In week three of the season, the Lions tied the program record for most rushing touchdowns in a game with eight. Cade Brister ran the ball in five times, which was the most by an individual in 16 years. Lindenwood went into Kirksville, Mo. to upset No. 18 Truman State with the help of three rushing scores from Robert Giaimo. Lindenwood capped of the regular season with a win over McKendree, marking 14-consecutive wins for the Lions in the conference.

In the summer of 2020, Lindenwood earned a ranking of No. 13 in the Street and Smith Preseason Poll, while receiving the No. 17 spot in the LINDY'S Sports Preseason Poll. Due to the COVID-19 pandemic, the start of the 2020 season was delayed. On October 6, 2020, the GLVC Council of Presidents voted to move the season into the spring semester, which featured a shortened schedule. On March 18, 2021, the Lindenwood football program opted out of the spring season out of concern for the health and well-being of the student-athletes.

The Lions had one of their most successful seasons on offense in 2019, as Hovorka helped lead the Lions to a GLVC Championship. Lindenwood earned its first appearance in the NCAA Division II Playoffs, as the Lions went 9-4 on the season with a 7-0 mark in conference play. Hovorka guided 2019 GLVC Offensive Player of the Year Cade Brister to a record-setting season. The offense set four team records for the season, while Brister broke four individual game records for the Lions. Lindenwood ranked eighth in the country with 303 first downs, while ranking ninth in the nation with 301.1 passing yards per game.

Lindenwood averaged 31.7 points per game, while its 428.9 yards per game ranked 33rd in NCAA Division II. Erik Henneman was named second-team All-American and second-team all-region (D2Football.com) after posting 699 yards with 10 touchdowns. Payton Rose set a new school record with 15 receiving touchdowns, and added 1,168 yards to earn second-team all-region (D2Football.com) recognition. Brister set seven individual season records to earn honorable-mention All-American (D2Football.com) honors, as his season was highlighted with 3,779 passing yards and 39 touchdowns.

Najee Jackson set a new school mark with 72 receptions in his final season, as the Lions held the top-four spots in the conference in receptions per game. All four individual game records were achieved when the Lions upset No. 8 Ulndy. Brister completed 38 passes on 59 attempts for 541 yards, and totaled 554 total yards of offense.

Hovorka coached six first-team All-GLVC players on offense, while placing one on the second team, and another on the honorable-mention list. The success was a team effort, as three offensive linemen, two receivers, one running back, one tight end, and one quarterback made up the all-conference selections on offense. Lindenwood compiled five GLVC Offensive Player of the Week honors, as Brister tallied three weekly awards.



Lindenwood compiled 602 yards of offense against Ulndy as part of the record-setting day. The Lions threw for 300 yards or more in six different games, including five-straight. The ground game averaged 4.2 yards per carry, as the offense broke off 251 rushing yards against Southwest Baptist.

In his second season, Hovorka helped the offensive production increase from a season ago, scoring 28.8 points per game. The Lindenwood offense ranked in the top-25 in the nation with an 85.7 percent success rate in the red zone. The Lions scored 41 points or more in three-straight games, including a 51-point effort against Missouri Southern. Junior tight end Erik Henneman broke the school record for touchdown receptions in a game with four.

Lindenwood earned its first win over Emporia State in a 48-41 victory in the fourth game of the season. The Lions put up 24 points against No. 10 Pittsburg State and 17 points against No. 11 Northwest Missouri, both above their season average in points allowed. Nash Sutherlin broke free against Pittsburg State for an 87-yard touchdown run, one yard shy of the school record.


Lindenwood capped off the year with a wild 21-point fourth-quarter comeback victory over Missouri Western. The Lions scored with less than two minutes left in the game on an 11-play 99-yard drive. Lindenwood recovered the ensuing onside kick, and drove down to score the game-winning touchdown with 36 seconds left in the game.

Hovorka played a key part in the success of freshman quarterback Cade Brister who ranks near the top of multiple school records after just one season. Brister was responsible for 27 touchdowns, ranking right behind two of the greatest quarterbacks in program history (Philip Staback and Ben Kisner). Hovorka helped aid the production of first-team All-American tight end Erik Henneman. Along with Henneman, the Lindenwood offense tallied four other All-MIAA honorees, including second-team offensive lineman Lucas Beddow. Earning honorable-mention recognition were Brister, Sutherlin, and Cameron Sanders.

In his first season at Lindenwood, Hovorka had a new quarterback under center, and a new-look offensive line. Despite the changes, the Lions still improved their offense by nearly half a point a game, and gained 26.1 more yards per game. Lindenwood jumped one spot in the MIAA in scoring offense, and four spots in total offense. The program had its highest scoring offense and total offense since its 2012 campaign.

Hovorka helped three offensive players earned third-team All-MIAA honors in running back Calen Campbell, wide receiver Deantrell Prince, and offensive lineman Akil Williams. Three other offensive players also earned honorable mention accolades.

Hovorka is married to Kari Keating.





ERIC INAMA | DEFENSIVE COORDINATOR / SAFETIES | EIGHTH SEASON



Eric Inama is in his eighth season on the Lindenwood football coaching in 2024. He was promoted to defensive coordinator prior to the 2019 season.

In 2023, Inama led a defensive unit who boasted two all-conference selections in Kobe McClendon and Ethan Stuhlsatz. McClendon finished the year with 6.5 sacks, fourth most in a single season in program history. During the year, Lindenwood garnered a pair of Defensive Player of the Week honors. Inama guided the defense to its first shutout since 2015 in a 23-0 win over Tennessee Tech during week six of the season. Academically, Lindenwood compiled five CSC Academic All-District selections.

In 2021, the Lions won their second-consecutive GLVC Championship with another perfect season in league play. Lindenwood closed out the season with a 9-3 record, while going 7-0 in the conference. For the second time in as many seasons in the GLVC, Drew Seers was named Defensive Player of the Year. The Lions accumulated 21 all-conference selections, including nine of the defensive unit. Seers went on to collect two first-team All-American honors and was voted as a finalist for the Cliff Harris award, which recognizes the top defensive player in the country. Seers was named the D2Football.com Defensive Player of the Year in his final season with the Lions. Lindenwood earned its second appearance in the NCAA Division II Football Playoffs for the second time since joining the NCAA. Academically, the Lions compiled three CoSIDA Academic All-District selections, while two moved on to earn Academic All-American accolades.

The Lions earned a win over Quincy with the help of three interceptions from Kai Ross, which tied a program record. The Lions collected 18 interceptions to rank fifth in school history. Ross (6) and Seers (5) reached the top-six in the program record book for interceptions in a season. Jordan Perry finished the season with 11 pass breakups to rank second in school history. Lindenwood capped off the regular season with a win over McKendree, marking 14-consecutive wins for the Lions in the conference.

In the summer of 2020, Lindenwood earned a ranking of No. 13 in the Street and Smith Preseason Poll, while receiving the No. 17 spot in the LINDY'S Sports Preseason Poll. Drew Seers was featured on the College Football American Yearbook Division II Preseason Starting Lineup. Due to the COVID-19 pandemic, the start of the 2020 season was delayed. On October 6, 2020, the GLVC Council of Presidents voted to move the season into the spring semester, which featured a shortened schedule. On March 18, 2021, the Lindenwood football program opted out of the spring season out of concern for the health and well-being of the student-athletes.


In 2019, Inama helped Lindenwood to one of its best seasons in the NCAA era, as the Lions went 9-4 on the year with a perfect 7-0 mark in conference play to capture the GLVC Championship. Lindenwood earned a berth in the 2019 NCAA Division II Playoffs, while defeating No. 5 Ouachita Baptist in the first round. Inama aided Drew Seers in his achievement of the GLVC Defensive Player of the Year. Seers was named first-team All-American (Associated Press, AFCA) and second-team All-American (D2Football.com). Seers earned first-team all-region (D2Football.com) recognition after his outstanding season. Inama and the defense garnered three members on the first-team all-GLVC, and three players earned second-team all-GLVC honors. Lindenwood tallied five GLVC Defensive Player of the Week honors, as Seers earned the award three different times. Seers set a new school record with 99 assisted tackles, and compiling 17.0 tackles for loss. Tavvian Weary earned first-team all-GLVC, as he tied the school record for sacks in a season with 7.5.

Lindenwood accumulated 10 interceptions and 10 fumble recoveries on the season. The Lions had 14 different players register a takeaway, as three different players forced at least one fumble. The defense averaged 2.1 sacks per game, and tallied 5.0 tackles for loss per game. Inama and the defense close out the game against Ouachita Baptist with an interception to secure the first victory in the NCAA Division II Playoffs for the Lions. Lindenwood closed out the game against No. 24 Truman State with a fumble recovery on the final play of the game to solidify the upset. The defense repeated its performance against Saginaw Valley, as the Lions recovered a fumble on the last play to secure the victory. In the final home game of the year, Inama and the defense stood strong in overtime by stopping Missouri S&T on fourth down to win the game.

In his second year, Inama helped Lindenwood allow the fewest yards since the 2013 season. The Lions allowed 385.3 yards per game, the best mark for the Lions in the last eight years. In week two, the Lions allowed just 33 passing yards against Missouri Southern which was the second-lowest mark in program history.

Inama saw great production from the safety position, as Darrius Williams and Grady Daniels were named to the all-conference team. Williams posted his second-straight 100-plus tackle season to earn third-team all-MIAA, ranking fifth in the season record books ranking behind Connor Harris. Daniels earned honorable-mention all-MIAA recognition after posting 103 tackles, and registered one of the two interceptions returned for a touchdown for the Lions.

Inama saw success as the special team's coordinator, as Cameron Sanders tallied 198 kickoff returns yards against Central Oklahoma to set a new school record. The Lions had two kickoff returns for a touchdown, one of which led to D'Harius Brown earning MIAA Special Teams Player of the Week. Sanders was named honorable-mention all-MIAA as a kick returner after setting the school record for kickoff returns (29) and kickoff return yards (616) in a single season.



In his first season at Lindenwood, Inama played a big role in Lindenwood's defense improving by over seven points and nearly 100 total yards a game. The Lions ranked third in the MIAA by allowing 207.7 passing yards a game, and were ranked third by allowing 6.0 yards per attempt. Lindenwood improved its passing defense by 104.4 yards a game. Lindenwood also had one of the top special teams units in the MIAA under Inama. The Lions ranked in the top three in both punt returns and kickoff returns, the only conference school that could claim that. The Lions also ranked in the top half of the MIAA in net punting, field-goal kicking, and PAT kicking.

Inama coached five all-conference performers. On defense, Bakari Triggs was a second-team selection, Darrius Williams was a third-team pick, and Ace Rogers was honorable mention. On special teams, Kendell Sparks was second-team all-MIAA as a return, and punter Michael Crowder was named honorable mention all-conference.

Inama came to Lindenwood from the University of Sioux Falls, where he served as the defensive backs/special teams coordinator from 2014-2016. In that three-year span, the Cougars went 32-5. Sioux Falls intercepted 66 passes and returned 12 of those interceptions for touchdowns. Sioux Falls was nationally-ranked and made the postseason in all three of those seasons. Last year, the program won the NSIC Championship and advanced to the second round of the NCAA Tournament.

Among the top players Inama coached were John Tidwell and Solomon St. Pierre. Tidwell was a three-time first-team all-NSIC pick, and St. Pierre won back-to-back first-team honors. St. Pierre also won numerous All-American honors, and Tidwell was an Academic All-American. Last season, three defensive backs earned first or second-team all-NSIC accolades. Inama also coached one of the top special teams units in the NSIC. In 2016, the Cougars ranked third nationally in kickoff returns and 27th in punt returns. Sioux Falls also ranked in the top-20 in kickoff returns in 2014, and in the top-20 in punt returns in 2014 and 2015. Inama was also an assistant coach at Sioux Falls from 2007-2009. He helped the Cougars win back-to-back NAIA National Championships in 2008 and 2009, and finish second nationally in 2007. Sioux Falls also won conference titles all three of those seasons, and had the NAIA's No. 1 defense in 2008 and 2009.

From 2010-2012, Inama was the defensive coordinator at Midland University. In his first season, he helped Midland have its most successful season in 16 years. The Warriors went 8-3 and finished the year ranked 22nd in the NAIA. That squad was ranked second in pass defense efficiency, sixth in scoring defense, and 11th in total defense. In 2011, Midland was 17th nationally in total defense and third in creating turnovers.

Inama was a three-time letterwinner at Delaware Valley College. He was a part of a program that went 21-3 during a two-year run that included the 2003 ECAC Bowl Championship and 2004 Middle Atlantic Championship. The 2004 team reached the NCAA Division III Tournament Quarterfinals. Inama graduated from Delaware Valley College in 2005 with a degree in business administration. He also holds an MBA from Sioux Falls in 2010. Eric is married to his wife, Kaylene, and they have one son, Kade.



BRYAN BALDWIN | SPECIAL TEAMS COORDINATOR / CORNERS COACH | NINTH SEASON



Bryan Baldwin is in his ninth season on the Lindenwood football coaching staff in 2024. Baldwin is in his fifth season as the defensive backs coach, after spending two years as the running backs coach. After a successful 2019 campaign, Baldwin was promoted to special teams coordinator.

During the 2023 season, Baldwin led the special teams unit to two player of the week honors. Jeff Caldwell blocked a pair of punts during the season opener against Wisconsin-Stevens Point, returning one for a touchdown. In week six, Spencer Redd took the opening kickoff to the house against Tennessee Tech. For his efforts during the year, Redd was tabbed a first team all-conference performer as a kickoff return specialist.

In its first NCAA Division I season, the Lions went 7-3 record, including a 4-1 mark inside Hunter Stadium. Lindenwood picked up a thrilling 21-20 road win over Houston Baptist, as they blocked a punt with 28 seconds left, which was recovered in the end zone for a game-winning score. Lindenwood earned another road victory on October 8 in a 52-49 win over Central Arkansas, which was the start of a four-game winning streak. During that stretch, Lindenwood earned its first win inside conference play after defeating Murray State in week six. The Lions received votes in the FCS weekly poll on three different occasions during the year. The Lions accumulated 10 all-conference selections and nine OVC weekly accolades, while Kobe McClendon was named a Stats Perform FCS Freshman All-American after an impressive 2022 campaign.

In 2021, the Lions won their second-consecutive GLVC Championship with another perfect season in league play. Lindenwood closed out the season with a 9-3 record, while going 7-0 in the conference. For the second time in as many seasons in the GLVC, Drew Seers was named Defensive Player of the Year. The Lions accumulated 21 all-conference selections, including nine of the defensive unit. Seers went on to collect two first-team All-American honors and was voted as a finalist for the Cliff Harris award, which recognizes the top defensive player in the country. Seers was named the D2Football.com Defensive Player of the Year in his final season with the Lions. Lindenwood earned its second appearance in the NCAA Division II Football Playoffs for the second time since joining the NCAA. Academically, the Lions compiled three CoSIDA Academic All-District selections, while two moved on to earn Academic All-American accolades.

Spencer Redd was named the 2021 GLVC Special Teams Player of the Year. Redd recorded a touchdown on a kickoff return, and another on a punt return. The 678 kick return yards for Redd ranks second in program history, while his 29.5 yards per return set a new school record. Logan Seibert hit nine field goals on the year, including a 50-yard boot against Southwest Baptist that put him in a tie for second place in the record book.

The Lions earned a win over Quincy with the help of three interceptions from Kai Ross, which tied a program record. The Lions collected 18 interceptions to rank fifth in school history. Ross (6) and Seers (5) reached the top-six in the program record book for interceptions in a season. Jordan Perry finished the season with 11 pass breakups to rank second in school history. Lindenwood capped off the regular season with a win over McKendree, marking 14-consecutive wins for the Lions in the conference.

In the summer of 2020, Lindenwood earned a ranking of No. 13 in the Street and Smith Preseason Poll, while receiving the No. 17 spot in the LINDY'S Sports Preseason Poll. Due to the COVID-19 pandemic, the start of the 2020 season was delayed. On October 6, 2020, the GLVC Council of Presidents voted to move the season into the spring semester, which featured a shortened schedule. On March 18, 2021, the Lindenwood football program opted out of the spring season out of concern for the health and well-being of the student-athletes.

In 2019, Baldwin helped Lindenwood to one of its best seasons in the NCAA era, as the Lions went 9-4 on the year with a perfect 7-0 mark in conference play to capture the GLVC Championship. Lindenwood earned a berth in the 2019 NCAA Division II Playoffs, while defeating No. 5 Duachita Baptist in the first round.



MISSOURI SOUTHERN

Baldwin and his defensive backfield boasted two All-GLVC players, including first-team All-GLVC safety Grady Daniels. Daniels led the team with seven pass breakups, while adding one interception. Daniels ranked second on the team with his 120 tackles, including 66 solo stops. Ricky McCoy earned second-team All-GLVC recognition, as he led the team with three interceptions. McCoy added six pass breakups and compiled 45 total tackles.

Lindenwood tallied 10 interceptions on the season, all of which came from the defensive backfield. Baldwin and his secondary accounted for 29 of the team's 42 pass breakups on the year. McCoy picked off a pass in the fourth quarter against McKendree, helping the Lions to a road victory. Darrius Williams recovered a fumble on the final play of the game to upset No. 24 Truman State, while Jordan Perry recovered a fumble on the final play of the game against Saginaw Valley. Lindenwood picked off three passes in the first half against Saginaw Valley, to spark a thrilling victory.

Daniels registered a key interception in the fourth quarter, helping Lindenwood to a win over Quincy. Lloyd Lockett sparked a comeback for the Lions with an interception against Missouri S&T. Perry made many big plays on the season, one of which was a blocked field goal to send the game to overtime. Perry broke up a pass on the final play of the game in overtime against Missouri S&T, posting the most home victories since the 2011 season. Perry sealed the first win for the Lions in the NCAA Division II Playoffs as he intercepted a pass with 12 seconds remaining against Duachita Baptist.

In 2018, Baldwin coached a trio of running backs that averaged 5.61 yards per carry. The running backs ran for 1,250 yards and 11 touchdowns on 223 carries. Lindenwood rushed for 1,767 yards on the year, the most since the 2010 season.

The Lions had three games with 200 yards or more, including popping off for 294 yards on the ground against Emporia State. Nash Sutherlin tallied 166 yards rushing against the Hornets, scoring once. Cameron Sanders had a 106-yard performance against Northeastern State, and scored twice against

Baldwin helped create versatility in the backfield, as the trio averaged 7.9 yards per catch on 47 receptions. Sutherlin broke free against Pittsburg State for an 87-yard run that ranked second in program history. Sutherlin scored the game-winning touchdown against Missouri Western with just 36 seconds left in the final game of the season.

In 2017, Baldwin helped the team's running backs average 4.4 yards per carry, an improvement over nearly 16 percent over the previous year. The running backs also scored four more rushing touchdowns on the year, and they played a bigger role in the passing game by having over twice as many receptions than 2016.

The improved running backs play helped Lindenwood have its top scoring offense since the 2012 season. Baldwin coach Calen Campbell and helped the senior earn third-team All-MIAA honors.

As the cornerbacks coach in 2016, Baldwin helped in the development of Bakari Triggs who was a third-team All-MIAA pick. Lindenwood's cornerbacks accounted for nine interceptions and 21 pass breakups on the season.

Baldwin coached at the prep level in the St. Louis area from 2008-2015, including three years each at Normandy and Chaminade, and one year at Fort Zumwalt West. He was the defensive coordinator and assistant head coach at both Normandy and Chaminade, and coached the defensive backs at those schools. He coached the safeties in 2015 at Fort Zumwalt West.

In his seven years as a high school coach, he won three conference championships. His players won numerous all-conference honors, including his entire starting defense earning first or second-team honors in 2014.

Baldwin was a four-year player at Kansas State University from 2003-2007. The defensive back had 67 tackles, four interceptions, and 11 pass breakups in his career.

Baldwin graduated from Kansas State in 2008 with a bachelor's in arts. He and his wife, Nina, have one daughter, Selah.





JARRETT GRABBE | DEFENSIVE ENDS COACH | EIGHTH SEASON



Jarrett Grabbe is in his eighth season on the Lindenwood football coaching staff in 2024. He is the team's defensive line coach.

In 2023, Grabbe guided a defensive unit who boasted two all-conference selections in Kobe McClendon and Ethan Stuhlsatz. McClendon finished the year with 6.5 sacks, fourth most in a single season in program history. During the year, Lindenwood garnered a pair of Defensive Player of the Week honors. Grabbe helped the defense to its first shutout since 2015 in a 23-0 win over Tennessee Tech during week six of the season. Academically, Lindenwood compiled five CSC Academic All-District selections.

In its first NCAA Division I season, the Lions went 7-3 record, including a 4-1 mark inside Hunter Stadium. Lindenwood picked up a thrilling 21-20 road win over Houston Baptist, as they blocked a punt with 28 seconds left, which was recovered in the end zone for a game-winning score. Lindenwood earned another road victory on October 8 in a 52-49 win over Central Arkansas, which was the start of a four-game winning streak. During that stretch, Lindenwood earned its first win inside conference play after defeating Murray State in week six. The Lions received votes in the FCS weekly poll on three different occasions during the year. The Lions accumulated 10 all-conference selections and nine DVC weekly accolades, while Kobe McClendon was named a Stats Perform FCS Freshman All-American after an impressive 2022 campaign.

In 2021, the Lions won their second-consecutive GLVC Championship with another perfect season in league play. Lindenwood closed out the season with a 9-3 record, while going 7-0 in the conference. For the second time in as many seasons in the GLVC, Drew Seers was named Defensive Player of the Year. The Lions accumulated 21 all-conference selections, including nine of the defensive unit. Seers went on to collect two first-team All-American honors and was voted as a finalist for the Cliff Harris award, which recognizes the top defensive player in the country. Seers was named the D2Football.com Defensive Player of the Year in his final season with the Lions. Lindenwood earned its second appearance in the NCAA Division II Football Playoffs for the second time since joining the NCAA. Academically, the Lions compiled three CoSIDA Academic All-District selections, while two moved on to earn Academic All-American accolades.

The Lions earned a win over Quincy with the help of three interceptions from Kai Ross, which tied a program record. The Lions collected 18 interceptions to rank fifth in school history. Ross (6) and Seers (5) reached the top-six in the program record book for interceptions in a season. Jordan Perry finished the season with 11 pass breakups to rank second in school history. Lindenwood capped the regular season with a win over McKendree, marking 14-consecutive wins for the Lions in the conference.

In the summer of 2020, Lindenwood earned a ranking of No. 13 in the Street and Smith Preseason Poll, while receiving the No. 17 spot in the LINDY'S Sports Preseason Poll. Due to the COVID-19 pandemic, the start of the 2020 season was delayed. On October 6, 2020, the GLVC Council of Presidents voted to move the season into the spring semester, which featured a shortened schedule. On March 18, 2021, the Lindenwood football program opted out of the spring season out of concern for the health and well-being of the student-athletes.

In 2019, Grabbe helped Lindenwood to one of its best seasons in the NCAA era, as the Lions went 9-4 on the year with a perfect 7-0 mark in conference play to capture the GLVC Championship. Lindenwood earned a berth in the 2019 NCAA Division II Playoffs, while defeating No. 5 Duachita Baptist in the first round.

Grabbe and the defense garnered three members on the first-team All-GLVC, and three players earned second-team All-GLVC honors. Tavyan Weary earned first-team All-GLVC, as he tied the school record for sacks in a season with 7.5.

Lindenwood accumulated 10 interceptions and 10 fumble recoveries on the season. The Lions had 14 different players register a takeaway, as three different players forced at least one fumble. The defense averaged 2.1 sacks per game, and tallied 5.0 tackles for loss per game. Grabbe and the defense close out the game against Ouachita Baptist with an interception to secure the first victory in the NCAA Division II Playoffs for the Lions.

Lindenwood closed out the game against No. 24 Truman State with a fumble recovery on the final play of the game to solidify the upset. The defense repeated its performance against Saginaw Valley, as the Lions recovered a fumble on the last play to secure the victory. In the final home game of the year, Grabbe and the defense stood strong in overtime by stopping Missouri S&T on fourth down to win the game.

In his second year, Grabbe helped Lindenwood to the fewest yards allowed since the 2013 season. The Lions allowed 385.3 yards per game, the best mark for the Lions in the last eight years. In week two, the Lions allowed just 33 passing yards against Missouri Southern which was the second-lowest mark in program history.

Grabbe helped transition two-time first-team All-MIAA defensive lineman Jonathan Harris move from end to tackle. Harris amassed 11.5 tackles for loss and had six sacks in his final season with the Lions. Harris lived in the opposing backfields, as he registered a tackle for loss stat in eight games and a sack in seven different games. Following the 2019 NFL Draft, Harris signed a training camp invite deal with the Chicago Bears.

Grabbe saw Uchenna Ekwuonwu earn third-team All-MIAA recognition and Antonio Davis be named honorable-mention All-MIAA. Ekwuonwu made his presence known in his first year with the Lions as he ranked in the top-20 in the MIAA for tackles for loss (8.0) and sacks (3.5). Davis was part of the defensive line that applied pressure each week as he tallied 35 tackles including 13 solo stops.

In his first year at Lindenwood, Grabbe coached the team's top player. Jonathan Harris earned first-team All-MIAA honors for the first time in his career after recording 11.0 tackles for loss and 6.0 sacks. Another lineman, Antonio Davis, also earned honorable mention all-conference accolades.

The defensive line played a key role in Lindenwood having its top scoring defense since 2012. The Lions improved their scoring defense by over seven points over the previous season, and also gave up nearly 100 fewer yards per game.

Grabbe was a four-year letterwinner for the Cougars from 2011-2014. He recorded 83 tackles, 11.5 tackles for loss, 4.5 sacks, nine pass breakups, one forced fumble, and three fumble recoveries in his career. Grabbe was an honorable mention All-NSIC pick in 2014, and helped the Cougars win the Mineral Water Bowl that season.



DAVID FLORES | OFFENSIVE LINE COACH | FIRST SEASON



David Flores enters his first season on the Lindenwood football staff in 2024.

Flores will serve as an assistant coach, working with the offensive line. Flores spent the last eight seasons on the staff at Evangel University. At Evangel, Flores began his tenure as the defensive line coach, where he coached two All-Americans and had at least one all-conference performer in four out of six seasons. Flores coached Josh Evans and Andreas Moeller who both went on to be named Conference Player of the Year in 2017 and 2018, respectively. Both led the Heart of America Conference (HAAC) in tackles for loss and sacks in each season. He also took over the special teams coordinator position prior to 2021.

Flores was promoted to offensive coordinator in the spring of 2022. In 2023, he led the Valor to their most wins since 2001, as they finished the year 11-1. Under the guidance of Flores, Evangel finished the year atop the conference in total passing and No. 3 in rushing. Flores also coached the offensive line where he had six all-conference selections and the first All-American on the offensive line since 2005.

Prior to his time in Springfield, Mo. Flores spent three seasons at the University of Missouri, in the football recruiting department in 2013 and was elevated to assistant director of recruiting in 2014. In his first two seasons at Mizzou, the Tigers won the SEC East going a combined 23-5 and winning the Cotton Bowl and Citrus Bowl.

Before Missouri, Flores spent two seasons at Avila University from 2011-12 as the wide receivers coach.

Avila broke 16 offensive school records during his tenure, including most points in a season, most receptions in a season by a receiver, and most passing yards in a game. He developed four All-Heart of America Athletic Conference receivers, including the school's all-time leader in receptions and first-team All-HAAC honoree Da'Veion Sullivan.

Originally from Fayetteville, Ark., Flores played fullback and tight end for Evangel, where he was a four-year letterman from 2006 to 2009 and team captain for his final season.

He received his bachelor's degree in physical education in 2010 from Evangel and earned a master's in Education from Avila in 2012.


BRANDON JOHNSON-FARRELL | WIDE RECEIVERS COACH | FIRST SEASON


Brandon Johnson-Farrell enters his first season on the Lindenwood football coaching staff and will serve as the wide receivers coach.

Johnson-Farrell comes to Lindenwood after spending the 2023 season at Eastern Washington, where he coached the running backs.

Prior to his time at EWU, Johnson-Farrell spent seven seasons at the University of Sioux Falls, where he served as the special teams coordinator and wide receivers coach from 2018-22. While at Sioux Falls, he coached 10 players to all-conference honors, while the Cougars made three playoff appearances and his receiving groups have been among the best in the NSIC. In 2021, Sioux Falls attained program bests in blocked punts (4), kickoff coverage average (15.8 yards) and net punting (38.8).

Johnson-Farrell was a graduate assistant from 2016-17. In 2017, he coached a pair of running backs to all-conference recognition after the team averaged 190 yards per game on the ground. During the 2016 season, the Cougars went 11-0 in the regular season, winning the NSIC Championship, earning a playoff appearance and the No. 8 ranking in the final AFCA Poll.

As a player, Johnson-Farrell had a prolific playing career at the University of Rhode Island, leaving among career leaders in several receiving and returning categories. During his career, he registered 198 receptions, 2,064 receiving yards, and 5,083 all-purpose yards, and was a two-time all-conference performer. He went on to play in the Indoor Football League where he was the 2015 IFL United Bowl MVP.

Johnson-Farrell earned his bachelor's degree in human development in 2012, and a master's degree in Business Administration from Sioux Falls in 2017

WILL FINLEY | LINEBACKERS COACH | SECOND SEASON


Will Finley joined the football coaching staff prior to the 2023 season, as he is serving as the linebackers coach.

In 2023, Finley guided a defensive unit who boasted two all-conference selections in Kobe McClendon and Ethan Stuhlsatz. McClendon finished the year with 6.5 sacks, fourth most in a single season in program history. During the year, Lindenwood garnered a pair of Defensive Player of the Week honors. Finley helped the defense to its first shutout since 2015 in a 23-0 win over Tennessee Tech during week six of the season. Academically, Lindenwood compiled five CSC Academic All-District selections.

Finley comes to Lindenwood after spending three seasons as the head coach of Waldorf University in Forest City, Iowa. Finley led the Warriors to an overall record of 20-10 during his tenure, as the school earned its highest ranking in school history at No. 22. Finley helped 41 players earn NSAA all-conference honors, including one All-American. Finley was honored by the American Football Coaches Association (AFCA) as he was named to the 2021 35 Under 35 Coaches Leadership Institute.

During the 2019 season, Finley served as the assistant head coach and defensive coordinator, as the Warriors finished 7-3 with a final ranking of No. 23. Defensively, the Warriors ranked seventh in all of NAIA in points allowed per game (16.9), and held opponents to just 104.1 rushing yards per game, which ranked No. 11 in the country. In 2019, Finley saw 11 Warriors earn all-NSAA recognition, while one player was named NSAA Defensive MVP.

Prior to his arrival in Iowa, Finley spent a total of eight seasons at Benedictine College in Atchison, Kan. Finley was a graduate assistant from 2011-12, helping the team to a NAIA Playoff Berth in 2011. Benedictine posted a mark of 16-7 over those two seasons, ranking in the top-25 in each season.

Finley was promoted to assistant coach for the 2013 season. Over the span of five seasons from 2013-17, the Ravens collected a record of 40-17, made two appearances in the NAIA Playoffs, ranked national in each season, and won two Heart of America Athletic Conference Championships (2013, 2017). In week four of 2018, Finley was elevated to interim defensive coordinator, as Benedictine earned runner-up in the NAIA National Championship game. The Ravens finished with a final record of 13-2, including an 11-1 mark when Finley took over the defense. Benedictine won the HAAC North Title, and finished the season with a final ranking of No. 2.

As a player, Finley was a varsity letter winner at Benedictine College, where he competed from 2007-10. Finley attended Coffeyville Community College in 2006 where he played in the Top of the Mountains Bowl. Finley collected two degrees from Benedictine, as he received his bachelor of arts in physical education in 2010, and earned his masters of business administration in 2013.

Finley and his wife Kallie have three boys, Barrett, Lincoln and Turner

MARK GOLDENBERG | TIGHT ENDS COACH | FOURTH SEASON


Goldenberg comes to Lindenwood for his fourth season on staff in 2024, after spending 31 years coaching at the high school level. Goldenberg tallied 18 seasons as the head coach at Parkway Central High School in Chesterfield, Mo.

During the 2023 season, the Lions totaled four all-conference selections, and six weekly accolades in their first year in the Big South-DVC Association. Jeff Caldwell was a first team selection as a wide receiver, as he led the conference in receiving touchdowns with eight, including hauling in four in a 43-40 comeback win over Western Illinois on September 16. Lindenwood compiled two victories inside Hunter Stadium.

In its first NCAA Division I season, the Lions went 7-3 record, including a 4-1 mark inside Hunter Stadium. Lindenwood picked up a thrilling 21-20 road win over Houston Baptist, as they blocked a punt with 28 seconds left, which was recovered in the end zone for a game-winning score. Lindenwood earned another road victory on October 8 in a 52-49 win over Central Arkansas, which was the start of a four-game winning streak. During that stretch, Lindenwood earned its first win inside conference play after defeating Murray State in week six. The Lions received votes in the FCS weekly poll on three different occasions during the year. The Lions accumulated 10 all-conference selections and nine DVC weekly accolades, while Kobe McClendon was named a Stats Perform FCS Freshman All-American after an impressive 2022 campaign.

In 2021, the Lions won their second-consecutive GLVC Championship with another perfect season in league play. Lindenwood closed out the season with a 9-3 record, while going 7-0 in the conference. Robert Giaimo was named the GLVC Freshman of the Year as a running back. The Lions accumulated 21 all-conference selections, including 10 on the offensive-side of the ball. Lindenwood earned its second appearance in the NCAA Division II Football Playoffs for the second time since joining the NCAA. Academically, the Lions compiled three CoSIDA Academic All-District selections, while two moved on to earn Academic All-American accolades.

In week three of the season, the Lions tied the program record for most rushing touchdowns in a game with eight. Cade Brister ran the ball in five times, which was the most by an individual in 16 years. Lindenwood went into Kirksville, Mo. to upset No. 18 Truman State with the help of three rushing scores from Robert Giaimo. Lindenwood capped off the regular season with a win over McKendree, marking 14-consecutive wins for the Lions in the conference.

During his tenure as head coach, Goldenberg compiled a record of 134-68. The Colts won seven district championships, made five trips to the semifinals, and two appearances in the state championship game. As an assistant at Parkway Central, Goldenberg spent time as the defensive coordinator and also coached in the state championship.

Goldenberg is a graduate of St. Louis University where he majored in psychology, and received his masters in education from Webster University.



LANE LAWSON | RUNNING BACKS COACH | FIFTH SEASON



Lane Lawson is entering his fifth season with the Lindenwood coaching staff in 2024.

In 2023, Lawson guided a defensive unit who boasted two all-conference selections in Kobe McClendon and Ethan Stuhlsatz. McClendon finished the year with 6.5 sacks, fourth most in a single season in program history. During the year, Lindenwood garnered a pair of Defensive Player of the Week honors. Lawson helped the defense to its first shutout since 2015 in a 23-0 win over Tennessee Tech during week six of the season. Academically, Lindenwood compiled five CSC Academic All-District selections.

In its first NCAA Division I season, the Lions went 7-3 record, including a 4-1 mark inside Hunter Stadium. Lindenwood picked up a thrilling 21-20 road win over Houston Baptist, as they blocked a punt with 28 seconds left, which was recovered in the end zone for a game-winning score. Lindenwood earned another road victory on October 8 in a 52-49 win over Central Arkansas, which was the start of a four-game winning streak. During that stretch, Lindenwood earned its first win inside conference play after defeating Murray State in week six. The Lions received votes in the FCS weekly poll on three different occasions during the year. The Lions accumulated 10 all-conference selections and nine OVC weekly accolades, while Kobe McClendon was named a Stats Perform FCS Freshman All-American after an impressive 2022 campaign.

In 2021, the Lions won their second-consecutive GLVC Championship with another perfect season in league play. Lindenwood closed out the season with a 9-3 record, while going 7-0 in the conference. For the second time in as many seasons in the GLVC, Drew Seers was named Defensive Player of the Year. The Lions accumulated 21 all-conference selections, including nine of the defensive unit. Seers went on to collect two first-team All-American honors and was voted as a finalist for the Cliff Harris award, which recognizes the top defensive player in the country. Seers was named the DZFootball.com Defensive Player of the Year in his final season with the Lions. Lindenwood earned its second appearance in the NCAA Division II Football Playoffs for the second time since joining the NCAA. Academically, the Lions compiled three CoSIDA Academic All-District selections, while two moved on to earn Academic All-American accolades.

The Lions earned a win over Quincy with the help of three interceptions from Kai Ross, which tied a program record. The Lions collected 18 interceptions to rank fifth in school history. Ross (6) and Seers (5) reached the top-six in the program record book for interceptions in a season. Jordan Perry finished the season with 11 pass breakups to rank second in school history. Lindenwood capped off the regular season with a win over McKendree, marking 14-consecutive wins for the Lions in the conference.

In the summer of 2020, Lindenwood earned a ranking of No. 13 in the Street and Smith Preseason Poll, while receiving the No. 17 spot in the LINDY'S Sports Preseason Poll. Drew Seers was featured on the College Football American Yearbook Division II Preseason Starting Lineup. Due to the COVID-19 pandemic, the start of the 2020 season was delayed. On October 6, 2020, the GLVC Council of Presidents voted to move the season into the spring semester, which featured a shortened schedule. On March 18, 2021, the Lindenwood football program opted out of the spring season out of concern for the health and well-being of the student-athletes.

ALEX GARCIA | DEFENSIVE TACKLES COACH | THIRD SEASON



Alex Garcia joins the Lindenwood football staff for his third season in 2024.

In 2023, Garcia guided a defensive unit who boasted two all-conference selections in Kobe McClendon and Ethan Stuhlsatz. McClendon finished the year with 6.5 sacks, fourth most in a single season in program history. During the year, Lindenwood garnered a pair of Defensive Player of the Week honors. Garcia helped the defense to its first shutout since 2015 in a 23-0 win over Tennessee Tech during week six of the season. Academically, Lindenwood compiled five CSC Academic All-District selections.

In its first NCAA Division I season, the Lions went 7-3 record, including a 4-1 mark inside Hunter Stadium. Lindenwood picked up a thrilling 21-20 road win over Houston Baptist, as they blocked a punt with 28 seconds left, which was recovered in the end zone for a game-winning score. Lindenwood earned another road victory on October 8 in a 52-49 win over Central Arkansas, which was the start of a four-game winning streak. During that stretch, Lindenwood earned its first win inside conference play after defeating Murray State in week six. The Lions received votes in the FCS weekly poll on three different occasions during the year. The Lions accumulated 10 all-conference selections and nine OVC weekly accolades, while Kobe McClendon was named a Stats Perform FCS Freshman All-American after an impressive 2022 campaign.

Garcia spent two seasons at Samford University with the defensive line, prior to his stop in St. Charles, Mo. Garcia helped coach defensive tackle Armond Lloyd to a first-team all-SoCon selection.

Garcia spent the 2019 season as the defensive line coach and equipment coordinator at the University of Sioux Falls. At USF, Garcia coached three all-conference players and one Academic All-American.

He spent four seasons at Montana Tech from 2015-18 as a defensive line coach. Garcia produced six Frontier all-conference selections in four years, including three-time first team honoree Tyler Sanders. Defensive end Luke Benz led the Frontier Conference in sacks in 2016. He also coached Chance Hansen who was also a two-time all-league performer, and had 127 sacks over four seasons.

Prior to joining Montana Tech, Garcia spent two years as a graduate assistant at Midland University (Neb.) where he coached the defensive line, and helped produce two all-conference selections.

Prior to coaching at Midland, Garcia was the outside linebacker coach at NCAA DIII Elmhurst College for two years. Elmhurst's 2012 team finished 10-2 and won the College Conference of Illinois and Wisconsin's automatic bid to the NCAA tournament. They finished with a No. 8 ranking in the country.

Garcia received a degree in philosophy with a minor in educational studies from Elmhurst College. Garcia and his wife Mary-Kate reside in the St. Charles area.

JC HULL | ATHLETIC PERFORMANCE COACH | SIXTH SEASON




J.C. Hull is entering his sixth year at Lindenwood University in 2024-25. Hull served two years as an Assistant Strength Coach for the University of Connecticut. During his time at the University of Connecticut he assisted in all aspects of the Football team's strength and conditioning training sessions while also overseeing/administering the programming of the Women's Lacrosse team.

Before his time at the University of Connecticut Hull spent the summer of 2017 working with the Carolina Panthers, aiding in their summer off-season voluntary program as well as their Organized Team Activities and Rookie Mini Camp.

Prior to working with the Panthers, Hull was a Graduate Assistant for the Sports Performance department at Eastern Michigan University from 2015-2017, where he earned his Masters of Science in Exercise Physiology. During his time at Eastern Michigan he worked with the football team that was able to earn its first bowl birth in over 20 years. He also programmed and supervised training sessions for the Eastern Michigan Women's Soccer team, Women's Rowing team, Men's Golf team, and Cheer and Dance Squads.

Hull also worked at both Eastern Michigan University and the University of Missouri as an intern. He received his Bachelors in Exercise Science from Ottawa University where he was also a member of the football team and earned NAIA Scholar Athlete Award in 2010. He is a certified strength coach through the National Strength and Conditioning Association and also has his United States Weightlifting Coach certification.

KEAGAN ROBERSON | DIRECTOR OF FOOTBALL OPERATIONS | THIRD SEASON



Keagan Roberson joins the Lindenwood football staff for his third season in 2024. Roberson serves as the Director of Football Operations. Prior to Lindenwood, Roberson spent time with Murray State University. Roberson helped Murray State achieve back-to-back winning seasons for the first time in 20 years. The Racers posted their highest average attendance on record in program history.

Roberson gained experience working with the equipment staff and recruiting staff at the University of Kentucky shortly after graduation. Roberson helped the Kentucky football program sign one of the highest-ranked classes in school history. Roberson graduated from the University of Kentucky with a degree in agricultural economics. He worked as a student manager in the football program, which went to four-straight bowl games during that time. Roberson saw the Wildcats win the final three bowl games in that same span.



Blake Moore
Defensive Quality
Control/Video Coach



JD Ward
Defensive Analyst



Adam McCarty
Defensive Analyst



Hunter Rascol
Defensive Analyst



Isaac Akers
Offensive Quality
Control



Nick Zuckerman
Offensive Analyst



Brooke Metcalf
Football Operations
Coordinator



JC Hull
Athletic Performance
Coach



Brie Johnson
Athletic Performance
Coach



Zac Brown
Athletic Trainer



Megan Hicks
Athletic Trainer



Cody Pace
Athletic Trainer



Sherron Seals
On Campus Recruiting
Coordinator



Aidan Ludwig
Recruiting Assistant



David Snyder
Manager, Athletics
Video Content



Tyler Edwards
Creative Content



Shawn Nagel
Academic Coordinator



2024 FOOTBALL PROSPECTUS

GENERAL INFORMATION

Name Lindenwood University
 Location St. Charles, Mo.
 Founded 1832
 Enrollment 6,845
 Nickname Lions
 School Colors Black and Gold
 Stadium Harlen C. Hunter Stadium
 Affiliation NCAA Division I (FCS)
 Conference Big South-OVC Association
 President John R. Porter
 Athletics Director Jason Coomer
 Faculty Representative David Arns
 Athletics Phone 636-949-4600
 Ticket Office Phone 636-949-4433
 Ticket Office Website boxoffice@lindenwood.edu
 Institution website www.lindenwood.edu
 Athletics website www.lindenwoodlions.com

ATHLETICS COMMUNICATIONS

Football Contact Andrew Honerkamp
 Email ahonerkamp@lindenwood.edu
 Office Phone 636-949-4358

Secondary Football Contact Jacob Hord
 Email jhord@lindenwood.edu
 Mobile Phone 814-934-9517

PRIMARY MEDIA COVERAGE

Lindenwood Campus Media

Name Phone Number
 Mane Media Productions 636-949-4461
 KCLC (Radio) 636-949-4891

St. Charles/St. Louis Media

Name Phone Number
 St. Charles Journal 636-946-6111
 St. Louis Post-Dispatch 314-340-8888
 KTVI (Channel 2-Fox) 314-213-7831
 KMOV (Channel 4-CBS) 314-444-6333
 KDSK (Channel 5-NBC) 314-444-5125

COACHING STAFF

Head Coach Jed Stugart
 Alma Mater, Year Azusa Pacific (1995)
 Record at Lindenwood 38-35 (8th Season)
 Career Record 129-59 (18th Season)

Offensive Coordinator/Quarterbacks Dusty Hovorka
 Defensive Coordinator/Safeties Eric Inama
 Special Teams Coordinator/Corners Bryan Baldwin
 Defensive Ends Jarrett Grabbe
 Offensive Line David Flores
 Wide Receivers Brandon Johnson-Farrell
 Linebackers Will Finley
 Tight Ends Mark Goldenberg
 Running Backs Lane Lawson
 Defensive Tackles Alex Garcia
 Defensive Analyst Adam McCarty
 Defensive Analyst Hunter Rascoll
 Athletic Performance JC Hull
 Director of Football Operations Keagan Roberson
 Coordinator of Football Operations Brooke Metcalf
 Defensive Quality Control Blake Moore
 Offensive Quality Control Isaac Akers

2024 SCHEDULE

Date	Opponent	Time/Result	Location
Aug 29	at #22 University of Kansas	L, 3-48	Kansas City, Kan.
Sep 7	#9 University of Central Arkansas	L, 13-34	St. Charles, Mo.
Sep 14	at Missouri State	L, 14-28	Springfield, Mo.
Sep 21	University of St. Thomas	W, 64-0	St. Charles, Mo.
Sep 28	at Eastern Illinois*	W, 28-25	Charleston, Ill.
Oct 5	Tennessee State*	L, 20-24	St. Charles, Mo.
Oct 12	Charleston Southern*	1:00 p.m.	St. Charles, Mo.
Oct 19	at Gardner-Webb*	12:30 p.m.	Boiling Springs, N.C.
Oct 26	Western Illinois*	2:00 p.m.	St. Charles, Mo.
Nov 2	at Tennessee Tech*	1:30 p.m.	Cookeville, Mo.
Nov 9	#9 SEMO*	1:00 p.m.	St. Charles, Mo.
Nov 23	at UT Martin*	2:00 p.m.	Martin, Tenn.

* Association Game | All times are CST | Rankings by AFCA

2024 SEASON

Record 2-4, 1-1 BS/OVC
 Passing Leader Nate Glantz (86-for-143, 1041 yards, 8 TD, 3 rushing TD)
 Rushing Leader Cortez Jones (54 attempts, 366 yards, 2 TD)
 Receiving Leader Jeff Caldwell (26 catches, 553 yards, 8 TD)
 Tackles Leader Vincent King (56 tackles, 34 solo, 22 assists, 4.5 TFL, 3 QBH)
 Sack Leader Donnie Wingate (14 tackles, 7 solo, 7 assists, 4 sacks)
 TFL Leader Vincent King (56 tackles, 34 solo, 22 assists, 4.5 TFL, 3 QBH)
 Interception Leader Jayden Patrick (17 tackles, 13 solo, 4 assists, 1 INT, 5 PBU)



No.	Name	Pos.	Ht.	Wt.	Yr.	Hometown/Highschool
0	Cortez Jones	RB	6-0	238	Sr.	Rocky Mount, N.C./Southwest Edgcombe
1	Taylen Blaylock	DB	5-10	195	Jr.	Houston, Texas/Atascocita
1	Jeff Caldwell	WR	6-5	200	Jr.	Louisville, Ky./Butler
2	Jordan Knapke	DB	6-2	212	Sr.	Aurora, Colo./Grandview
2	Ronnie Thomas Jr.	WR	5-10	188	So.	Owasso, Okla./Owasso
3	Tre Bell	DB	6-3	191	So.	Ballwin, Mo./Parkway West
3	Rico Bond	WR	5-11	168	Fr.	St. Louis, Mo./East St. Louis
4	Kobe McClendon	DL	6-3	246	Jr.	St. Louis, Mo./St. Mary's
4	Jalen Smith	WR	6-3	189	Fr.	Shiloh, Ill./O'Fallon Township
5	John Anthony	WR	6-4	198	So.	Chicago, Ill./Venice
5	Jaylan Wesley	DB	6-1	203	Jr.	Los Angeles, Calif./Calabasas
6	Carter Davis	QB	6-1	184	So.	Eureka, Mo./Eureka
6	Donnie Wingate	DL	6-3	245	So.	Choctaw, Okla./Choctaw
7	Jayden Patrick	DB	5-10	183	Jr.	Tulsa, Okla./Jenks
7	Gavin Shaigineik	QB	5-11	179	Fr.	Orange County, Calif./Tesoro
8	Frank Caldwell	DL	6-2	257	Sr.	Louisville, Ky./Butler Traditional
8	Drew Knobath	WR	6-2	201	Fr.	Fenton, Mo./Rockwood Summit
9	Pops Battle	QB	5-11	188	Fr.	St. Louis, Mo./East St. Louis
9	Vincent King	LB	6-0	231	Sr.	Denver, Colo./Smoky Hill
10	Reece Thomas	WR	5-10	172	So.	Lansing, Kan./Lansing
11	Tyler Kubat	QB	6-4	210	Fr.	Fort Collins, Colo./Fossil Ridge
12	Josh Newkirk	DB	6-3	179	Fr.	Bixby, Okla./Bixby
13	Jaydyn Johnson	DB	6-1	209	Jr.	Dunbar, W.Va./Cabell Midland
14	Thomas Gothard	DB	6-2	184	Fr.	Tulsa, Okla./Union
15	Sanjay Strickland	LB	6-2	229	Jr.	Arvada, Colo./Pomona
16	Luke Cook	DB	6-2	178	Fr.	Gallatin, Tenn./Gallatin
17	Kendric Bailey	DB	6-1	202	Sr.	Sacramento, Calif./Jesuit
18	Nate Glantz	QB	6-0	202	Jr.	Elkhorn, Neb./Bellevue West
19	Sam Owens	DB	6-0	192	Fr.	Decatur, Ill./Macarthur
20	Ethan Stuhlsatz	LB	6-5	224	Jr.	Wichita, Kan./Kapoun Mt. Carmel
21	Robert Giaimo	RB	5-8	189	Jr.	Bartlett, Tenn./Bartlett
22	Steve Hall	RB	5-9	195	Fr.	St. Louis, Mo./MICDS
23	Devon Edwards	LB	6-1	227	Jr.	Longmont, Colo./Mead
24	Darius Ragland	DB	6-1	205	Jr.	Carbondale, Ill./Carbondale
25	Gus Hetzel	DB	5-11	208	Jr.	Weldon Spring, Mo./Francis Howell
26	Mason Van Der Brink	LB	6-3	225	Fr.	Runells, Iowa/Southeast Polk
28	Brian Fitzmaurice Jr.	DB	5-11	193	Fr.	Ellisville, Mo./Marquette Sr.
29	River Lakey	DB	5-11	192	Fr.	Frederick, Colo./Frederick
30	Andrew Baumgart	LB	6-2	236	Fr.	De Pere, Wis./West De Pere
31	Matt Barnett	LB	6-3	225	Jr.	Cedar Rapids, Iowa/Alburnett
32	Angelo Petrides	LB	6-0	228	Fr.	Englewood, Colo./Cherry Creek
33	Jared Rhodes	RB	6-0	216	So.	St. Louis, Mo./Ladue
34	Owen Thomas	LB	6-2	222	Fr.	Council Bluffs, Iowa/Lewis Central
35	Bryce Giesler	RB	5-8	192	Fr.	Ste. Genevieve, Mo./Valle Catholic
36	Jacob Waller	LB	6-0	206	Jr.	Bellevue, Iowa/Bellevue
37	Will Graham	K	5-10	194	Fr.	Centralia, Ill./Centralia
38	Ethan Wood	RB	5-11	205	So.	Jefferson City, Mo./Capital City
39	Eric Gant	DB	6-0	189	Jr.	Poway, Calif./Poway
40	Jackson Hetzel	LB	6-3	228	So.	Weldon Spring, Mo./Francis Howell
41	Zach Lewis	LB	6-1	230	Fr.	Superior, Colo./Fairview
42	Connor Lander	K	5-10	175	Fr.	St. Louis, Mo./Parkway Central
43	Logan Seibert	K	5-10	191	Jr.	Belleville, Ill./Belleville West
44	Tajay Passmore	DL	6-2	252	Jr.	Queens, N.Y./Mater Dei
45	Nelson Pipes	LS	6-1	224	Jr.	Hallsville, Mo./Hallsville
47	Lucas Allen	DL	6-4	225	Jr.	Arnold, Mo./Fox
48	Cole Watson	TE	6-4	223	Fr.	Lawrence, Kan./Lawrence

No.	Name	Pos.	Ht.	Wt.	Yr.	Hometown/Highschool
50	Anthony Tocchini	DL	6-4	276	Jr.	Castle Rock, Colo./Regis Jesuit
51	Legend Robinson	LB	6-0	231	Jr.	Hoisington, Kan./Hoisington
52	Anthony Slayton	LB	6-1	223	Jr.	Crescent City, Calif./Del Norte
53	Will Nicholson	LB	6-3	208	Fr.	Belleville, Ill./Belleville West
54	Zach Ely	LS	5-11	185	Fr.	Broomfield, Colo./Broomfield
55	Aaron Kness	LB	6-1	230	Jr.	Greeley, Colo./Northridge
56	Gavin Hulet	DL	6-5	302	Jr.	Fort Worth, Texas/Richland
58	Daniel Simon	DE	6-4	242	Fr.	Winneconne, Wis./Winneconne
59	Nolan O'Hara	LB	5-11	209	So.	Coatesville, Pa./Coatesville Area
60	George Miki-Han	DL	6-0	306	Jr.	Irvine, Calif./Mater Dei
61	Ken Meir	DL	6-4	305	Jr.	Palo Alto, Calif./Gunn
62	Jack Berry	LS	6-0	249	So.	Weldon Spring, Mo./Francis Howell
63	Cameron Cooper	DL	6-4	291	Sr.	Aurora, Colo./Grandview
64	Connor Huber	DL	6-2	253	Fr.	St. Louis, Mo./Ladue
65	Gabe Gaines	DL	6-3	289	Fr.	Choctaw, Okla./Choctaw
66	Aiden Taylor	DL	6-2	288	Fr.	East St. Louis, Ill./East St. Louis
67	Maximus Hrvatin	DE	6-1	208	Fr.	Joliet, Ill./Joliet Academy
68	Joe Becker	DL	6-3	311	Sr.	Hillsboro, Mo./Hillsboro
69	Jack Stump	DL	6-1	237	Fr.	Morton, Ill./Morton
70	Andrew Swingle	DL	6-4	288	Fr.	Wildwood, Mo./Eureka
72	Tony Failia	DL	6-1	293	So.	Omaha, Neb./Millard West
73	Quinn Brown	DL	6-4	269	Fr.	Wentzville, Mo./Holt
74	Ethan Johnson	DL	6-4	295	Sr.	Normal, Ill./Normal Community
75	Logan Hunter	DL	6-3	315	Fr.	Johnston City, Ill./Johnston City
76	Cam Lawson	DL	6-4	281	So.	Liberty, Mo./Liberty
77	Adel Mountassir	DL	6-4	300	So.	St. Charles, Mo./Francis Howell North
78	Gareth Warren	DL	6-6	328	Sr.	Kailua Kona, Hawaii/Kealakehe
79	Nate Compere	DL	6-3	291	Fr.	Crystal Lake, Ill./Crystal Lake South
80	Mac Busted	TE	6-6	236	Fr.	Fort Collins, Colo./Fossil Ridge
81	Joshua Pena	WR	6-1	186	Fr.	Lauderhill, Fla./Manarch
82	Shaun Campbell	WR	5-11	168	Fr.	Springfield, Mo./Kickapoo
83	Luke Birkner	TE	6-1	242	Fr.	Farmington, Mo./Farmington
84	Abe Haerr	TE	6-5	225	Jr.	Palmyra, Mo./Palmyra
85	Mason Brown	TE	6-3	236	So.	Fenton, Mo./Rockwood Summit
86	Darrin Fugitt	TE	6-4	236	So.	Bolivar, Mo./Bolivar
87	Chris Camy	TE	6-7	257	Jr.	Visalia, Calif./El Diamante
88	Anthony Hills	WR	6-3	199	Fr.	Owasso, Okla./Owasso
89	Waylon DeGrave	WR	6-0	180	Fr.	Monroe City, Mo./Monroe City
90	Jesse Smith	DL	6-6	248	Fr.	Daytona, Fla./Spruce Creek
91	Ashtin Rustemeyer	DL	6-2	286	So.	St. Charles, Mo./Lutheran St. Charles
92	Jonah Rubadue	DL	6-0	305	Sr.	Parker, Colo./Chaparral
93	Chris Abihudi	DL	5-11	292	Fr.	Carpentersville, Ill./Hampshire
94	Mason Burke	DE	6-4	273	Fr.	Wentzville, Mo./Holt
95	Patrick Turner	K	6-2	205	So.	Melbourne, Australia/Marcellin College
96	Demetrius Jones	DT	6-1	262	Fr.	St. Louis, Mo./Lutheran North
97	Jamison Kemp	DL	6-1	304	Fr.	Omaha, Neb./Omaha Central
98	Andrew Zook	DL	6-4	283	Fr.	Yorkville, Ill./Yorkville
99	Maika Finau	DL	6-1	316	So.	Makawao, Hawaii/Summit
	Elijah Barclay	WR	6-1	176	So.	Dana Point, Calif./San Juan Hills
	Eddie Becu	DT	6-0	260	Fr.	Cedar Rapids, Iowa/Xavier
	Tristan Gimm	DE	6-3	210	Fr.	Henrico, Va./Goodwin
	Cole Mueller	RB	6-0	202	Jr.	Wentzville, Mo./Holt
	Keenan Paschall	DT	6-2	248	Fr.	Minneapolis, Minn./DeLaSalle

PRONUNCIATION GUIDE

#2 Jordan Knapke - Kuh-Nap-Key
 #11 Tyler Kubat - Coo - Bot
 #20 Ethan Stuhlsatz - Stoll - Salts
 #21 Robert Giaimo - G - Ah - Moe
 #23 Devon Edwards - Devin
 #43 Logan Seibert - Sigh - Burt

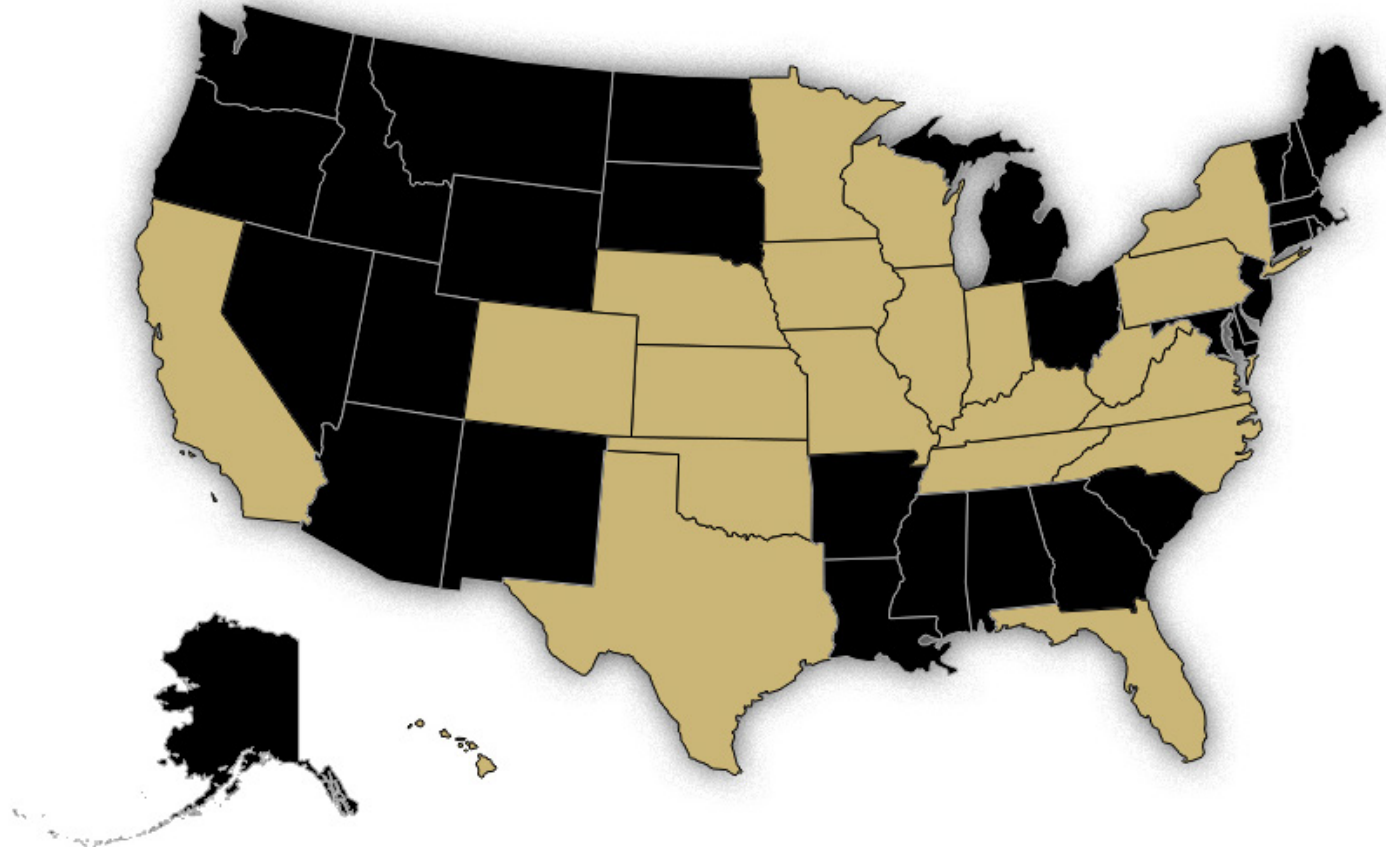
#50 Anthony Tocchini - (Like Zuccini) - Toe
 - Keen - E
 #55 Aaron Kness - Ness
 #72 Tony Failia - Fuh - Lee - Uh
 #77 Adel Mountassir - Mount - uh - sear
 #79 Nate Compere - Compare
 #84 Abe Haerr - Hair

#86 Darrin Fugitt - Few - Get
 #87 Chris Camy - Came - E
 #99 Maika Finau - My - kuh Fee - Now

Jed Stugart - Stu - Gurt
 Dusty Hovorka - Ho - Vor - Ka
 Eric Inama - Eye - Nam - Uh
 Jarrett Grabbe - Grab



LIONS BY STATE



California - 9

Kendric Bailey
Elijah Barclay
Chris Camy
Eric Gant
Ken Meir
George Miki-Han
Gavin Shaigineik
Anthony Slayton
Jaylan Wesley

Colorado - 13

Mac Busteed
Cameron Cooper
Devon Edwards
Zach Ely
Vincent King
Jordan Knapke
Aaron Kness
Tyler Kubat
River Lakey
Zach Lewis
Sanjay Strickland
Jonah Rubadue
Anthony Tocchini

Florida - 2

Joshua Pena
Jesse Smith

Hawaii - 2

Maika Finau
Gareth Warren

Illinois - 15

Chris Abihudi
John Anthony
Nate Compere
Will Graham
Logan Hunter
Maximus Hrvatin
Ethan Johnson
Will Nicholson
Sam Owens
Darius Ragland
Logan Seibert
Jalen Smith
Jack Stump
Aiden Taylor
Andrew Zook

Iowa - 5

Matt Barnett
Eddie Becu
Owen Thomas
Mason Van Der Brink
Jacob Waller

Kansas - 4

Legend Robinson
Ethan Stuhlsatz
Reece Thomas
Cole Watson

Kentucky - 2

Jeff Caldwell
Frank Caldwell

Missouri - 32

Lucas Allen
Pops Battle
Joe Becker
Tre Bell
Jack Berry
Luke Birkner
Rico Bond
Mason Brown
Quinn Brown
Mason Burke
Shaun Campbell
Carter Davis
Waylon DeGrave
Brian Fitzmaurice Jr.
Darrin Fugitt
Bryce Giesler
Abe Haerr
Steve Hall
Gus Hetzel
Jackson Hetzel
Connor Huber
Demetrius Jones
Drew Kröbath
Connor Lander
Cam Lawson
Kobe McClendon
Adel Mountassir
Cole Mueller
Nelson Pipes
Jared Rhodes
Ashtin Rustemeyer
Andrew Swingle

Ethan Wood

Minnesota - 1

Keenan Paschall

Nebraska - 3

Tony Failla
Nate Glantz
Jamison Kemp

North Carolina - 1

Cortez Jones

New York - 1

Tajay Passmore

Oklahoma - 7

Gabe Gaines
Thomas Gothard
Anthony Hills
Josh Newkirk
Ronnie Thomas Jr.
Jayden Patrick
Donnie Wingate

Pennsylvania - 1

Nolan O'Hara

Tennessee - 2

Luke Cook
Robert Giaimo

Texas - 2

Taylen Blaylock
Gavin Hulet

Virginia - 1

Tristan Ginn

West Virginia - 1

Jaydyn Johnson

Wisconsin - 2

Andrew Baumgart
Daniel Simon

International

Australia - 1

Patrick Turner



Chris Abihudi
FR - DL



Lucas Allen
JR - DL




John Anthony
SO - WR



Kendric Bailey
SR - DB



Elijah Barclay
SO - WR



Matt Barnett
JR - LB



Pops Battle
FR - QB



Andrew Baumgart
FR - LB



Joe Becker
SR - DL



Eddie Becu
FR - DT



Tre Bell
SO - DB



Jack Berry
SO - LS




Luke Birkner
FR - TE



Taylen Blaylock
JR - DB



Rico Bond
FR - WR



Mason Brown
SO - TE



Quinn Brown
FR - DL



Mac Busted
FR - TE



Frank Caldwell
DL - SR




Jeff Caldwell
JR - WR



Shaun Campbell
FR - WR



Chris Camy
JR - TE




Nate Compere
FR - TE




Luke Cook
SO - TE



Cameron Cooper
SR - DL



Carter Davis
SO - QB



Waylon DeGrave
WR - FR



Devon Edwards
JR - LB




Zach Ely
FR - LS




Tony Failla
SO - DL




Maika Finau
SO - DL



Brian Fitzmaurice Jr.
FR - DB



Darrin Fugitt
SO - TE



Gabe Gaines
FR - DL



Eric Gant
JR - DB




Robert Giaimo
JR - RB




Bryce Geisler
FR - RB



Tristan Ginn
FR - DE



Nate Glantz
JR - QB



Thomas Gothard
FR - DB



Will Graham
FR - K



Steve Hall
FR - RB



Gus Hetzel
JR - DB



Jackson Hetzel
SO - LB



Anthony Hills
FR - WR



Maximus Hrvatin
FR - DE



Connor Huber
FR - DL



Gavin Hulet
JR - DL



Logan Hunter
FR - DL



Ethan Johnson
SR - DL



Jaydyn Johnson
JR - DB



Cortez Jones
SR - RB



Demetrius Jones
FR - DT



Jamison Kemp
FR - DL



Vincent King
SR - LB



Jordan Knapke
SR - DB



Aaron Kness
JR - LB



Drew Kroboth
FR - WR



Tyler Kubat
FR - QB



River Lakey
FR - DB



Connor Lander
FR - K



Cam Lawson
SO - DL



Zach Lewis
FR - LB



Kobe McClendon
JR - DL



Ken Meir
JR - DL



George Miki-Han
JR - DL



Adel Mountassir
SO - DL



Cole Mueller
JR - RB



Josh Newkirk
FR - DB




Will Nicholson
FR - LB



Nolan O'Hara
SO - LB



Sam Owens
FR - DB



Keenan Paschall
FR - DT



Tajay Passmore
JR - DL




Jayden Patrick
JR - DB



Joshua Pena
FR - WR



Angelo Petrides
FR - LB



Nelson Pipes
JR - LS



Darius Ragland
JR - DB



Jared Rhodes
SO - RB



Legend Robinson
JR - LB



Jonah Rubadue
SR - DL




Ashtin Rustemeyer
SO - DL



Logan Seibert
JR - K



Gavin Shaigineik
FR - QB



Daniel Simon
FR - DE



Anthony Slayton
JR - LB



Jalen Smith
FR - WR




Jesse Smith
FR - DL



Sanjay Strickland
JR - LB



Ethan Stuhlsatz
JR - LB



Jack Stump
FR - DL



Andrew Swingle
FR - DL



Aiden Taylor
FR - DL



Ronnie Thomas Jr.
SO - WR



Owen Thomas
FR - LB



Reece Thomas
SO - WR



Anthony Tocchini
JR - DL



Patrick Turner
SO - K



Mason Van Der Brink
FR - LB



Jacob Waller
JR - LB



Gareth Warren
SR - OL




Cole Watson
FR - TE



Jaylan Wesley
JR - DB



Donnie Wingate
SO - DL



Ethan Wood
SO - RB



Andrew Zook
FR - DL



HARLEN C. HUNTER STADIUM

Hunter Stadium is one of the busiest places on campus throughout the year. It is the home for Lindenwood football, men's and women's soccer/women's lacrosse. The stadium was built in 1976 by the St. Louis football Cardinals as a place to hold their training camp. In 1988, the stadium was renovated and a new artificial turf was installed. Eleven years later in 1999, Hunter Stadium debuted a new turf called Astro Play. After the 2004 season, Hunter Stadium would undergo its biggest renovation. The stadium was to be completely renovated, including end zone seating, a brand new two-story press box with luxury boxes, and a new concession area.

In 2009, the playing surface at the facility was replaced with EnviroTurf. The next renovation was more of an addition. The Student-Athlete Center, an academic success center including coaches' offices, and new locker rooms, was built in 2012. The three-story building was added behind the south end zone. In 2018 a new Ram Turf surface was placed on the field.

The stadium hosted NAIA football playoff games in 2004, 2008, 2009, and 2010 and the NAIA Women's Soccer National Championships in 2001 and 2002. In 2009, 2010, and 2015, the St. Louis Rams held training camp scrimmages at Hunter Stadium. Each of the three games drew over 5,000 spectators. During the NFL lockout in 2011, several St. Louis Rams players chose Lindenwood for offseason training. The stadium is named after Dr. Harlen C. Hunter, who founded the St. Louis Orthopedic Sports Medicine Clinic in Chesterfield in 1979, the first clinic of its kind in the St. Louis area. Hunter's contributions were the key to the upgrades of the playing surface in 1988.

STADIUM FACTS

Capacity	6,000
Surface	Ram Turf
Location	St. Charles, Mo.
First Game	1990
First Opponent	Dana (Neb.)
Score	Lindenwood 21-14
All-Time Home Record	106-79



YEAR-BY-YEAR HOME RECORDS

YEAR	RECORD
1990	5-2
1991	2-3
1992	1-4
1993	2-4
1994	2-2
1995	4-3
1996	3-2
1997	4-1
1998	3-1
1999	3-2
2000	1-6
2001	3-2
2002	1-4
2003	3-3
2004	5-1
2005	4-1
2006	4-2
2007	5-0
2008	6-0
2009	7-0
2010	5-1
2011	5-1
2012	4-2
2013	2-3
2014	0-5
2015	2-4
2016	2-3
2017	2-4
2018	0-5
2019	5-1
2020	0-0
2021	4-1
2022	4-1
2023	2-3
2024	1-2
Overall	106-79



FCS COACHES POLL

RANK	SCHOOL (FIRST-PLACE VOTES)	2024 RECORD	POINTS	PREVIOUS RANK
1.	South Dakota St. (21)	4-1	644	1
2.	North Dakota St. (3)	5-1	624	2
3.	Montana St. (2)	6-0	600	3
4.	South Dakota	4-1	552	4
5.	Villanova	5-1	541	5
6.	UC Davis	5-1	504	8
7.	Mercer	5-0	464	11
8.	Idaho	4-2	419	12
9.	Southeast Missouri St.*#	5-1	404	13
10.	North Dakota	4-2	401	6
11.	Tarleton St.	5-1	383	14
12.	ACU	4-2	332	17
13.	Central Arkansas#	4-2	291	7
14.	Montana	4-2	290	9
15.	UIW	3-2	288	15
16.	Illinois St.	4-2	276	19
17.	Richmond	4-2	214	21
18.	William & Mary	4-2	197	10
19.	Florida A&M	3-2	167	22
20.	Sacramento St.	2-3	157	20
21.	Rhode Island	4-1	139	25
22.	New Hampshire	3-2	63	16
23.	Weber St.	3-3	57	NR
24.	North Carolina Central	4-2	52	NR
25.	Missouri St#	3-2	50	NR

* - Big South OVC School | # - 2024 Opponent

Others Receiving Votes: : Lafayette, 49; Northern Iowa, 47; Dartmouth, 32; McNeese, 31; Butler, 27; Jackson St., 27; Duquesne, 24; Stony Brook, 21; Harvard, 15; Chattanooga, 14; Lamar, 10; Monmouth (N.J.), 10; Southern Illinois, 9; Western Carolina, 6; East Tennessee St., 5; Columbia, 4; Nicholls, 4; Northern Arizona, 4; Davidson, 1; Drake, 1.

AS OF 10/7/24

STATS PERFORM FCS TOP 25

RANK	SCHOOL (FIRST-PLACE VOTES)	2024 RECORD	POINTS	PREVIOUS RANK
1	South Dakota State (36)	4-1	1376	1
2	North Dakota State (14)	5-1	1346	2
3	Montana State (6)	6-0	1309	3
4	South Dakota	4-1	1220	4
5	Villanova	5-1	1145	6
6	UC Davis	5-1	1084	9
7	Idaho	4-2	1062	10
8	Mercer	5-0	939	11
9	North Dakota	4-2	869	7
10	Abilene Christian	4-2	854	16
11	Southeast Missouri*#	5-1	840	13
12	Central Arkansas#	4-2	795	5
13	Tarleton State	5-1	717	14
14	Montana	4-2	683	8
15	UIW	3-2	662	15
16	Illinois State	4-2	532	18
17	William & Mary	4-2	442	12
18	Sacramento State	2-3	404	17
19	Rhode Island	4-1	359	20
20	Weber State	3-3	252	NR
21	Richmond	4-2	229	NR
22	Lamar	3-2	206	24
23	Chattanooga	2-3	166	NR
24	Northern Arizona	3-3	101	25
25	North Carolina Central	4-2	85	NR

* - Big South OVC School | # - 2024 Opponent

Florida A&M 67; ETSU 58; McNeese 49; Southern Illinois, 47; Dartmouth, 45; Lafayette 37; Stony Brook 32; UT Martin 27; Western Carolina 26; Duquesne 25; Nicholls 21; New Hampshire 16; Towson 15; Houston Christian 12; Butler 7; Harvard 7; Monmouth 6; Tennessee State 6

AS OF 10/7/2024

BIG SOUTH-OVC FOOTBALL ASSOCIATION STADINGS

SCHOOL	CONF	CONF %	OVERALL	PCT	HOME	AWAY	NEUTRAL	LID	STREAK
SOUTHEAST MISSOURI	2-0	1.000	5-1	.833	2-0	2-1	1-0	5-1	W4
TENNESSEE TECH	2-0	1.000	2-3	.400	1-1	1-2	0-0	2-3	L1
WESTERN ILLINOIS	1-0	1.000	2-3	.400	1-0	1-3	0-0	2-3	W2
TENNESSEE STATE	2-1	.667	4-2	.667	2-0	1-2	1-0	4-2	W2
UT MARTIN	1-1	.500	3-3	.500	2-1	1-2	0-0	3-3	W2
LINDENWOOD	1-1	.500	2-4	.333	1-2	1-2	0-0	2-4	L1
CHARLESTON SOUTHERN	0-2	.000	1-4	.200	0-2	1-2	0-0	1-4	L3
EASTERN ILLINOIS	0-2	.000	1-5	.167	1-2	0-3	0-0	1-5	L4
GARDNER-WEBB	0-2	.000	1-5	.167	0-2	1-3	0-0	1-5	L2

BIG SOUTH-OVC PLAYERS OF THE WEEK

OFFENSIVE PLAYER OF THE WEEK				DEFENSIVE PLAYER OF THE WEEK				SPECIAL TEAMS PLAYER OF THE WEEK				FRESHMAN OF THE WEEK			
Week	Name	Position	School	Week	Name	Position	School	Week	Name	Position	School	Week	Name	Position	School
1	Draylen Ellis	QB	TSU	1	Steve Zayachkowsky	LB	CSU	1	James Lowry	K	TSU	1	Spencer Ashby	P	TTU
2	Paxton DeLaurent	QB	SEMO	2	Tylan Hollis*	LB	CSU	2	Gilbert Brown	P	CSU	2	Drew Schiller	K	EIU
3	Draylen Ellis*	QB	TSU	2	Bryce Norman*	LB	SEMO	3	Jaren Van Winkle	K/P	UTM	3	Steve Hall*	RB	LWU
3	Nathan Lamb*	QB	WIU	3	Vincent King	LB	LWU	4	Logan Seibert*	K	LWU	3	Sanders Ellis*	LB	TSU
4	Paxton DeLaurent	QB	SEMO	4	Hudson Tucker	DL	TTU	4	Jacob Horvath*	P	EIU	4	Payton Brown	RB	SEMO
5	Jeff Caldwell	WR	LWU	5	Theron Gaines*	DL	TTU	5	DC Pippin	K	SEMO	5	Sanders Ellis	LB	TSU
6	Paxton DeLaurent	QB	SEMO	5	Oshae Baker*	DB	UTM	6	DC Pippin*	K	SEMO	6	Tyson reenwade	RB	CSU
				6	Aidan Harrison	LB	WIU	6	Antonio Chadha*	K	WIU				

* - Co Player of the Week



2024 DEPTH CHART

LINDENWOOD OFFENSE

POS	NO	NAME	HT	WT	YR
QB	18	Nate Glantz	6-2	200	Jr.
	11	Tyler Kubat	6-5	210	Fr.
RB	0	Cortez Jones	6-0	240	Sr.
	22	Steve Hall	5-9	200	Fr.
WR	8	Drew Krobath	6-2	195	Fr.
	5	John Anthony	6-4	195	So.
WR	10	Reece Thomas	5-9	180	So.
	2	Ronnie Thomas	5-10	185	So.
WR	1	Jeff Caldwell	6-4	197	Jr.
	81	Jalen Smith	6-3	187	Fr.
TE	86	Darrin Fugitt	6-4	238	So.
	84	Abe Haerr	6-5	226	Jr.
LT	78	Gareth Warren	6-6	330	Sr.
	68	Joe Becker	6-4	294	Sr.
LG	77	Adel Mountassir	6-4	300	So.
	65	Gabe Gaines	6-3	295	Fr.
C	74	Ethan Johnson	6-4	300	Sr.
	50	Anthony Tocchini	6-4	285	Jr.
RG	63	Cameron Cooper	6-4	287	Sr.
	79	Nate Compere	6-3	296	Fr.
RT	56	Gavin Hulet	6-5	310	Jr.
	73	Quinn Brown	6-4	285	Fr.

LINDENWOOD SPECIAL TEAMS

K	43	Logan Seibert	5-10	190	Sr.
	37	Will Graham	5-10	145	Fr.
H	95	Patrick Turner	6-2	222	So.
	6	Carter Davis	6-1	184	So.
P	95	Patrick Turner	6-2	222	So.
	37	Will Graham	5-10	145	Fr.
LS	45	Nelson Pipes	6-1	223	Jr.
	62	Jack Berry	6-0	232	So.

LINDENWOOD DEFENSE

POS	NO	NAME	HT	WT	YR
DE	6	Donnie Wingate	6-3	241	So.
	44	Tajay Passmore	6-1	250	Jr.
DT	91	Ashtin Rustemeyer	6-2	280	So.
	97	Jamison Kemp	6-1	305	Fr.
DT	92	Jonah Rubadue	6-0	305	Sr.
	99	Maika Finau	6-1	313	So.
DE	4	Kobe McClendon	6-2	252	Jr.
	8	Frank Caldwell	6-1	257	Sr.
LB	36	Jacob Waller	6-0	210	Jr.
	31	Matt Barnett	6-3	228	Jr.
LB	15	Sanjay Strickland	6-2	229	Jr.
	41	Zach Lewis	6-1	230	Fr.
LB	9	Vincent King	6-1	230	Sr.
	40	Jackson Hetzel	6-3	228	So.
CB	7	Jayden Patrick	5-11	182	Jr.
	1	Taylen Blaylock	5-10	195	Jr.
S	39	Eric Gant	6-0	190	Jr.
	17	Kendric Bailey	6-1	195	Sr.
S	2	Jordan Knapke	6-2	215	Sr.
	13	Jaydyn Johnson	6-1	211	Jr.
CB	5	Jaylan Wesley	6-1	205	Jr.
	3	Tre Bell	6-3	185	So.

LINDENWOOD SPECIAL TEAMS

KR	1	Taylen Blaylock	5-10	195	Jr.
	2	Ronnie Thomas	5-10	185	So.
PR	1	Taylen Blaylock	5-10	195	Jr.
	10	Reece Thomas	5-9	180	So.



2024 DEPTH CHART

CHARLESTON SOUTHERN OFFENSE

POS	NO	NAME	HT	WT	YR
QB	1	Rob McCoy Jr.	6-1	190	Gr.
	15	Kaleb Jackson	6-0	180	R-So.
RB	23	Tyson Greenwade	5-11	210	R-Fr.
	2	Isaiah Gordon	6-1	220	R-So.
WR	3	Chris Rhone	6-3	195	R-Jr.
	89	Jaden Scott	6-0	195	Jr.
WR	83	Quay Kindell	5-9	175	So.
	16	Mekhi Campfield	6-3	200	So.
WR	6	Noah Jennings	6-1	185	So.
	16	Mekhi Campfield	6-3	200	So.
TE	12	Landon Sauers	6-4	230	R-Jr.
	11	Tyree Taylor	6-0	215	Sr.
LT	70	Colin Sorensen	6-4	280	Fr.
	63	Kade Strickland	6-5	270	Jr.
LG	76	Andrew Threatt	6-3	315	So.
	56	Jake Johnson	6-4	295	R-Jr.
C	51	Ronnie Hayes II	6-3	280	R-Jr.
	65	Jack Rowland	6-2	265	R-Jr.
RG	62	Ethan Hunt	6-3	290	Jr.
	75	Justin Lee	6-0	310	Fr.
RT	71	Josiah Lancaster	6-6	335	R-So.
	53	Omar Holland	6-2	290	Gr.

CHARLESTON SOUTHERN SPECIAL TEAMS

K	49	Reid Montgomery	6-3	170	R-Sr.
	98	Will Laing	6-0	200	R-So.
H	46	Gilbert Brown	6-0	175	Jr.
P	46	Gilbert Brown	6-0	175	Jr.
	49	Reid Montgomery	6-3	170	R-Sr.
LS	47	Noah Summers	6-0	235	R-So.
	63	Kade Strickland	6-5	270	Jr.

CHARLESTON SOUTHERN DEFENSE

POS	NO	NAME	HT	WT	YR
DE	0	Josh Hill	6-1	250	Sr.
	93	David Portu	6-3	240	R-So.
NT	99	Devonte Turner	6-2	290	R-Sr.
	45	Ja'Courtney Snipes	6-3	310	R-Sr.
DT	92	Laron Davis	6-2	290	R-Jr.
	9	Jalen Pugh	6-0	285	Gr.
BAN	32	Darius Bell	6-2	225	R-Sr.
	97	Juliuz Walton	6-2	220	So.
LB	33	Omari Jenkins	6-0	225	So.
	7	Nick Bartalo	6-1	220	R-Jr.
LB	58	Steve Zayachowsky	5-10	205	So.
	28	Tylan Hollis	6-0	200	R-Jr.
LB	13	Chandler Perry	5-10	180	So.
	37	Shamar Hall	5-10	190	Fr.
CB	1	Leon Thomas	5-10	185	So.
	34	Kason Hooks	6-0	175	Fr.
S	2	Dion Villers	5-11	165	R-So.
	11	Dominic Pagano	6-1	190	R-Jr.
S	5	Trayson Fowler	6-1	210	Gr.
	25	Champ Brantley	6-0	180	So.
CB	24	Ja'Kobe North	6-1	185	Gr.
	31	Christyan Washington	5-11	155	Fr.

CHARLESTON SOUTHERN SPECIAL TEAMS

KR	1	Leon Thomas	5-10	185	So.
	23	Tyson Greenwade	5-11	210	R-Fr.
PR	1	Leon Thomas	5-10	185	So.
	6	Noah Jennings	6-1	185	So.



No.	Name	Pos.	Ht.	Wt.	Yr.	Hometown/HighSchool
0	Joshua Hill	DL	6-1	250	Sr.	Valdosta, Ga./Valdosta
1	Rob McCoy Jr	QB	6-1	190	Gr.	Willingboro, N.J./Mater Dei Prep
1	Leon Thomas	CB	5-10	185	So.	Stockbridge, Ga./Stockbridge
2	Isaiah Gordon	RB	6-1	220	R-So.	Deltona, Fla./Mainland
2	Davion Williams	S	6-1	185	R-So.	Frostproof, Fla./Frostproof
3	Edward Owusu	DL	6-0	225	R-Jr.	Columbia, S.C./Dutch Fork
3	Chris Rhone	WR	6-3	195	R-Jr.	Columbia, S.C./Gray Collegiate Academy
4	Autavius Ison	RB	5-11	190	So.	Atlanta, Ga./Riverdale
5	Trayson Fowler	S	6-1	210	Gr.	Spartanburg, S.C./Boiling Springs
5	Zolten Osborne	QB	6-1	205	So.	North Charleston, S.C./Fort Dorchester
6	Noah Jennings	WR	6-1	185	So.	Columbia, S.C./Westwood
7	Nick Bartalo	LB	6-1	220	R-Jr.	Tampa, Fla./Gaither
7	Jared Echols	QB	6-2	185	Fr.	Ellenwood, Ga./South Gwinnett
8	Geordan Livingston	CB	5-10	155	R-Sr.	Beaufort, N.C./East Carteret
9	Jamil Bishop	WR	5-9	165	R-Jr.	Suitland, Md./Dr. Henry A. Wise Jr.
9	Jalen Pugh	DL	6-0	285	Gr.	Jonesboro, Ga./Jonesboro
10	Braxton Scott	QB	6-0	180	Fr.	Charleston, S.C./James Island
11	Dominic Pagano	S	6-1	190	R-Jr.	Parkland, Fla./NSU University School
11	Tyree Taylor	TE	6-0	215	Sr.	Live Oak, Fla./Suwannee
12	Landon Sauers	TE	6-4	230	R-Jr.	Anderson, S.C./Crescent
13	Chandler Perry	S	5-10	180	So.	Irmo, S.C./Dutch Fork
14	Cooper Dawson	TE	6-5	235	R-Sr.	Hanahan, S.C./Hanahan
15	Kaleb Jackson	QB	6-0	175	R-So.	Evans, Ga./Evans
16	Mekhi Campfield	WR	6-3	200	So.	Columbia, S.C./Lower Richland
17	Davin Driskell	TE	6-6	235	Jr.	Evans, Ga./Greenbrier
18	Brandon Musch	RB	5-10	190	Fr.	Huntsville, Ala./Westminster Christian Academy
18	Kaylan Walters	CB	5-10	190	Jr.	Kissimmee, Fla./Osceola
19	Kimo Hiu	S	5-10	190	Sr.	Gresham, Ore./Central Catholic
20	Roderick Hawkins	RB	5-8	225	R-Sr.	Tyler, Texas/Tyler
22	Dylan Jones	CB	5-10	180	R-Sr.	Orlando, Fla./Lake Mary
23	Tyson Greenwade	RB	5-11	210	R-Fr.	Dalton, Ga./Dalton
24	Ja'Kobe North	CB	6-1	195	Gr.	Harvest, Ala./Sparkman
25	Champ Brantley	S	6-0	190	So.	Forsyth, Ga./Mary Persons
26	Knai Cook	S	5-11	195	Fr.	Duncan, S.C./Byrnes
27	Dakota Fisher	RB	5-11	175	Fr.	Fort White, Fla./Fort White
28	Tylan Hollis	LB	6-0	200	R-Jr.	Manchester, Ga./Manchester
29	Anthony Paulk	CB	5-9	180	Fr.	Douglas, Ga./Coffee
30	Justin Waters	LB	6-1	230	Jr.	Reisterstown, Md./The Boys' Latin School of Maryland
31	Christyan Washington	CB	5-11	155	Fr.	Marshville, N.C./Forest Hills
32	Darrius Bell	DL	6-2	225	R-Sr.	Leesville, S.C./Gilbert
32	Korey Williams	RB	5-9	195	So.	Batesburg-Leesville, S.C./Batesburg-Leesville
33	Omar Jenkins	LB	6-0	225	So.	Pineville, S.C./Timberland
34	Kason Hooks	CB	6-0	175	Fr.	Leesburg, Ga./Lee County
35	Mac Johnson	DL	6-3	230	R-Sr.	Chapin, S.C./Ben Lippen
37	Shamar Hall	S	5-10	190	Fr.	Powder Springs, Ga./McEachern
38	Bryson Oliver	LB	6-2	210	R-Jr.	Roanoke, Va./Lord Botetourt
39	Adam Bass	S	6-2	195	Fr.	Chapin, S.C./Chapin
40	Tyler Glover	TE	6-5	205	So.	Peachtree City, Ga./Whitewater
41	Brandon Howard	S	5-10	205	Jr.	Ridgeland, S.C./Thomas Heyward Academy
42	Evan Wynn	S	6-0	190	So.	Thomasville, Ga./Thomasville
43	Aiden Krupa	LB	5-11	195	So.	Ripon, Calif./Ripon
44	Mylan Bowen	DL	6-1	220	Fr.	Orlando, Fla./Edgewater
45	Ja'Courtney Snipes	DL	6-3	310	R-Sr.	Lithonia, Ga./Lithonia
46	Gilbert Brown	P	6-0	175	Jr.	Richmond Hill, Ga./Richmond Hill
47	Noah Summers	LS	6-0	235	R-So.	Rock Hill, S.C./Rock Hill
48	Brayden Woolbright	S	6-1	190	Fr.	Clover, S.C./Clover
49	Reid Montgomery	K/P	6-3	170	Fr.	Prattville, Ala./Prattville
50	Christian Echols	DL	6-5	280	Fr.	Aiken, S.C./Silver Bluff
51	Ronnie Hayes II	DL	6-3	280	R-Jr.	Orlando, Fla./Dr. Phillips
52	Josias Addison	DL	6-1	245	R-Jr.	Columbia, S.C./Blythewood
53	Omar Holland	DL	6-2	290	Gr.	Sumter, S.C./Lakewood
54	Chris Woods Jr.	LB	5-9	215	Fr.	Lawrenceville, Ga./Cass
55	Angel Miles	LB	6-0	200	Fr.	Dade City, Fla./Pasco
56	Jake Johnson	DL	6-5	295	R-Jr.	Mooresville, N.C./Lake Norman
57	Gregory Wardlaw	LB	6-0	215	Fr.	South Fulton, Ga./Chapel Hill
58	Steve Zayachkowsky	LB	5-10	205	So.	Indian Trail, N.C./Porter Ridge
59	Jacob Jackson	LB	5-10	215	Fr.	Grove Town, Ga./Evans
60	Eli Simonds	DL	5-11	255	Fr.	Belmont, N.C./Stuart Cramer
61	Noah Cothran	DL	6-3	310	So.	Duncan, S.C./Byrnes
62	Ethan Hunt	DL	6-3	290	Jr.	Lamar, S.C./Lamar
63	Kaden Strickland	DL	6-5	270	Jr.	St. Matthews, S.C./Calhoun Academy
64	James Pisano	DL	6-2	260	So.	Staten Island, N.Y./First Baptist
65	Jack Rowland	DL	6-2	265	R-Jr.	Warner Robins, Ga./Veterans
66	Ross Rambo	LS	5-11	270	Fr.	Savannah, Ga./Calvary Day
67	Charlie Scarborough	DL	6-3	215	Fr.	Lexington, S.C./Gray Collegiate Academy
68	Caleb Eichelberger	DL	6-8	295	R-Jr.	Aiken, S.C./South Aiken
69	Chamber Eldridge	DL	6-2	270	Fr.	Bluffton, S.C./Bluffton

No.	Name	Pos.	Ht.	Wt.	Yr.	Hometown/HighSchool
70	Colin Sorensen	DL	6-4	280	Fr.	Niceville, Fla./Niceville
71	Josiah Lancaster	DL	6-6	335	R-So.	Plant City, Fla./Plant City
72	Nasir Bailey	DL	6-2	235	Fr.	Orange Park, Fla./Oakleaf
75	Justin Joe	DL	6-0	310	Fr.	Florence, S.C./South Florence
76	Andrew Threatt	DL	6-3	315	So.	Chesterfield, S.C./Chesterfield
77	Travis Rice	DL	6-0	225	Jr.	North Augusta, S.C./North Augusta
78	Parker McClendon	DL	6-2	335	Fr.	Powder Springs, Ga./McEachern
79	Bradford Thompson	DL	6-2	220	Fr.	Beaufort, S.C./Whale Branch
80	Fred Highsmith	WR	6-1	185	R-So.	Eunice, La./Trinity Christian Academy
81	Christian Wilson	K/P	6-0	190	Fr.	Charleston, S.C./Fort Dorchester
82	Rashawn Cunningham	WR	6-1	195	Fr.	Inman, S.C./Chapman
83	Quay Kindell	WR	5-9	175	So.	Tampa, Fla./Plant
84	Nate Branch	WR	5-10	170	Fr.	Hopkins, S.C./Lower Richland
85	Hasan Lee Jr	TE	6-2	240	Fr.	Lexington, S.C./White Knoll
86	Weldon Gunter	WR	5-11	175	Fr.	Chapin, S.C./Chapin
87	Patrick Fisher-Butler	K/P	5-10	180	So.	London, United Kingdom/United Kicking Academy
88	Ryan Lawson	WR	6-0	175	R-Fr.	Melfa, Va./Broadwater Academy
89	Jaden Scott	WR	6-0	195	Jr.	Charleston, S.C./James Island
91	CJ Landrum	DL	6-2	260	Fr.	Hendersonville, N.C./Hendersonville
92	Laron Davis	DL	6-3	290	R-Jr.	Daytona Beach, Fla./Mainland
93	David Portu	DL	6-3	240	R-So.	Fort Myers, Fla./Bishop Verot Catholic
94	Mikah Riley	DL	6-2	270	R-Jr.	Apopka, Fla./Apopka
95	Dylan Manuel	DL	6-1	275	Fr.	Decatur, Ga./Stockbridge
96	Jayden Wilson-Abrams	DL	6-2	285	Fr.	Greenville, S.C./Greenville
97	Julius Walton	DL	6-2	215	So.	Carrollton, Ga./Central
98	Will Laing	K/P	6-1	200	R-So.	Harrisburg, N.C./Hickory Ridge
99	Devonte Turner	DL	6-2	290	R-Sr.	Windsor, Ontario/Clearwater Academy International
	Elijah Gillespie	WR	5-11	170	So.	Galax, Va./Grayson County
	Jayden Rattigan	RB	5-7	165	So.	Rochester, N.Y./Irondequoit
	Nathan Richey	WR	6-1	180	So.	Franklin, Tenn./Franklin Christian Academy
	Taivon Snipe	S	6-1	200	So.	Charleston, S.C./Charleston Charter School for Math & Science

COACHING STAFF

Gabe Giardina	Head Coach
Nick Reveiz	Defensive Coordinator
Adam Hollifield	Offensive Coordinator/Offensive Line
Shuler Bentley	Quarterbacks
Tyler Bell	Running Backs
Zack Johnson	Linebackers
Vince Giardina	Wide Receivers/Recruiting Coordinator
Mike Welch	Defensive Line
Maurice Duncan	Secondary
Jalen Bush	Graduate Assistant/Corners
Braxton Chadwick	Graduate Assistant/Secondary
Trevor Arrington	Graduate Assistant/Offensive Line
Randy Fillingame	Graduate Assistant/Video Coordinator
Cade Rowland	Graduate Assistant/Wide Receivers



2024-25 Lindenwood Football
Overall Team Statistics
All games

Page 1/2
as of Oct 07, 2024

Team Statistics

	LINDEN	OPP
Scoring	142	159
Points per game	23.7	26.5
Points Off Turnovers	13	16
First Downs	106	124
Rushing	49	53
Passing	44	61
Penalty	13	10
Rushing Yardage	906	1054
Yards gained rushing	1053	1160
Yards lost rushing	147	106
Rushing attempts	204	227
Average per rush	4.4	4.6
Average per game	151.0	175.7
TDs Rushing	6	13
Passing Yardage	1156	1397
Comp-Att-Int	91-150-5	110-174-4
Average per pass	7.7	8.0
Average per catch	12.7	12.7
Average per game	192.7	232.8
TDs Passing	9	8
Total offense	2062	2451
Total plays	354	401
Average per play	5.8	6.1
Average per game	343.7	408.5
Kick returns: #-Yards	14-261	11-205
Punt returns: #-Yards	13-145	7-102
Int returns: #-Yards	4-25	5-40
Kick return average	18.6	18.6
Punt return average	11.2	14.6
Int return average	6.3	8.0
Fumbles-Lost	6-3	7-2
Penalties-Yards	22-215	32-317
Average per game	35.8	52.8
Punts-Yards	30-1110	28-1174
Average per punt	37.0	41.9
Net punt average	31.4	35.1
Kickoffs-Yards	29-1760	30-1758
Average per kick	60.7	58.6
Net kick average	39.8	38.7
Time of possession / game	28:34	31:24
3rd-down conversion	27/77	23/72
3rd-down pct	35%	32%
4rd-down conversion	2/7	6/10





2024-25 Lindenwood Football
Overall Team Statistics
All games

Page 2/2
as of Oct 07, 2024

	LINDEN	OPP
4rd-down pct	29%	60%
Sacks by-Yards	13-73	17-107
Misc Yards	0	0
Touchdowns scored	17	22
Field goals - attempts	8-10	2-8
On-Side kicks	0-1	0-0
Red-zone scores	(13-14) 93%	(17-22) 77%
Red-zone touchdowns	(7-14) 50%	(15-22) 68%
PAT-attempts	(16-17) 94%	(19-20) 95%
2-point conversion-attempts	(0-1) 0%	(1-2) 50%
Attendance	11596	34361
Games / Avg per game	3/3865	3/11454
Neutral site games	-	0/0

Score by Periods

Team	1st	2nd	3rd	4th	OT	TOT
Lindenwood	24	48	33	37	0	142
Opponents	42	50	31	36	0	159



2024-25 Lindenwood Football
Individual Statistics
All games

Rushing

Player	gp	att	gain	loss	net	avg	td	lg	avg/g
Cortez Jones	6	54	372	6	366	6.8	2	51	61.0
Steve Hall	6	46	296	3	293	6.4	0	33	48.8
Robert Giaimo	5	29	163	6	157	5.4	1	24	31.4
Nate Glantz	6	53	161	114	47	0.9	3	16	7.8
Jared Rhodes	5	13	37	10	27	2.1	0	17	5.4
Drew Krobath	6	2	22	0	22	11.0	0	18	3.7
Tyler Kubat	2	2	2	2	0	0.0	0	2	0.0
Jeff Caldwell	6	1	0	3	-3	-3.0	0	0	-0.5
Team	6	4	0	3	-3	-0.8	0	0	-0.5
Total	6	204	1053	147	906	4.4	6	51	151.0
Opponents	6	227	1160	106	1054	4.6	13	57	175.7

Passing

Player	gp	effic	comp-att-int	pct	yds	td	lg	avg/g
Nate Glantz	6	132.8	86-143-5	60.1	1041	8	93	173.5
Tyler Kubat	2	256.6	5-7-0	71.4	115	1	79	57.5
Total	6	138.5	91-150-5	60.7	1156	9	93	192.7
Opponents	6	141.2	110-174-4	63.2	1397	8	74	232.8

Receiving

Player	gp	no.	yds	avg	td	lg	avg/g
Jeff Caldwell	6	26	553	21.3	8	93	92.2
Reece Thomas	6	13	143	11.0	1	27	23.8
Cortez Jones	6	9	63	7.0	0	23	10.5
Abe Haerr	6	8	109	13.6	0	30	18.2
Drew Krobath	6	8	95	11.9	0	36	15.8
Steve Hall	6	8	29	3.6	0	14	4.8
Jalen Smith	5	7	71	10.1	0	22	14.2
Darrin Fugitt	4	5	53	10.6	0	24	13.3
Robert Giaimo	5	3	8	2.7	0	4	1.6
Jared Rhodes	5	1	19	19.0	0	19	3.8
Cole Watson	6	1	2	2.0	0	2	0.3
Mac Busted	4	1	0	0.0	0	0	0.0
Total	6	90	1145	12.7	9	93	190.8
Opponents	6	110	1397	12.7	8	74	232.8

Punt Returns

Player	no.	yds	avg	td	lg
Taylen Blaylock	7	80	11.4	0	30
Rico Bond	4	65	16.3	0	78
Ronnie Thomas Jr.	2	0	0.0	0	0
Luke Cook	0	0	0.0	1	0
Total	13	145	11.2	1	78
Opponents	7	102	14.6	0	26

Interceptions

Player	no.	yds	avg	td	lg
Frank Caldwell	1	15	15.0	1	15
Jayden Patrick	1	5	5.0	0	5
Jackson Hetzel	1	0	0.0	0	0
Tre Bell	1	5	5.0	0	5
Total	4	25	6.3	1	15
Opponents	5	40	8.0	1	33

Kick Returns

Player	no.	yds	avg	td	lg
Ronnie Thomas Jr.	7	105	15.0	0	22
Taylen Blaylock	3	59	19.7	0	34
Robert Giaimo	2	43	21.5	0	29
Jayden Patrick	1	40	40.0	0	40
Jeff Caldwell	1	14	14.0	0	14
Total	14	261	18.6	0	40
Opponents	11	205	18.6	0	31

Fumble Returns

Player	no.	yds	avg	td	lg
Kendric Bailey	1	0	0.0	0	0
Eric Gant	1	0	0.0	0	0
Total	2	0	0.0	0	0
Opponents	3	0	0.0	0	0



2024-25 Lindenwood Football
Individual Statistics
All games

Page 2/3
as of Oct 07, 2024

Scoring

Player	td	fg	PAT				dpx	saf	pts
			kick	rush	rcv	pass			
Jeff Caldwell	8	-	-	-	-	-	-	-	48
Logan Seibert	-	8-10	16-17	-	-	-	-	-	40
Nate Glantz	3	-	-	-	-	-	-	-	18
Cortez Jones	2	-	-	-	-	-	-	-	12
Robert Giaimo	1	-	-	-	-	-	-	-	6
Frank Caldwell	1	-	-	-	-	-	-	-	6
Reece Thomas	1	-	-	-	-	-	-	-	6
Luke Cook	1	-	-	-	-	-	-	-	6
Total	17	8-10	16-17	0	0	0	0	0	142
Opponents	22	2-8	19-20	0	1	1	0	0	159

Field Goals

Player	fg	pct.	01-19	20-29	30-39	40-49	50-99	lg	blk
Logan Seibert	8-10	80.0	0-0	3-3	3-3	2-4	0-0	46	1
Opponents	2-8	25.0	0-0	0-1	1-4	1-2	0-1	40	2

FG Sequence

Team Name	Lindenwood	Opponents
Kansas	(34)	
Central Ark.	(32),(20)	35,45
St. Thomas (MN)	(42),(32),(46)	
Eastern Ill.	49	(32),50,30
Tennessee St.	(23),(21),43	20,(40)
Missouri St.		38

Numbers in (parentheses) indicate field goal was made

Total Offense

Player	g	plays	rush	pass	total	avg/g
Nate Glantz	6	196	47	1041	1088	181.3
Cortez Jones	6	54	366	0	366	61.0
Steve Hall	6	46	293	0	293	48.8
Robert Giaimo	5	29	157	0	157	31.4
Tyler Kubat	2	9	0	115	115	57.5
Jared Rhodes	5	13	27	0	27	5.4
Drew Krobath	6	2	22	0	22	3.7
Jeff Caldwell	6	1	-3	0	-3	-0.5
Team	6	0	-3	0	-3	-0.5
Total	6	354	906	1156	2062	343.7
Opponents	6	401	1054	1397	2451	408.5

Punting

Player	no.	yds	avg	lg	tb	fc	i20	50+	blk
Patrick Turner	28	1065	38.0	58	1	10	13	2	0
Team	2	45	22.5	0	0	0	0	0	2
Total	30	1110	37.0	58	1	10	13	2	2
Opponents	28	1174	41.9	64	3	5	2	6	1

Kickoffs

Player	no.	yds	avg	tb	ob	retn	net	ydln
Logan Seibert	26	1591	61.2	12	1			
Will Graham	3	169	56.3	0	0			
Total	29	1760	60.7	12	1	11	39.8	25
Opponents	30	1758	58.6	13	1	14	38.7	26



2024-25 Lindenwood Football
Overall Defense Statistics
All games

Page 1/1
as of Oct 07, 2024

Team Defense

#	Player	gp	Tackles				Sacks	Pass defense			Fumbles		blkd	
			ua	a	tot	tfl/yds		no-yds	int-yds	brup	qbh	fr-yds	ff	kick
9	Vincent King	6	34	22	56	4.5-12	1-3	.	.	3	.	1	.	.
36	Jacob Waller	6	25	12	37	2-8	1-6	.	.	2
23	Devon Edwards	5	19	17	36	1-1	.	.	.	2
2	Jordan Knapke	6	21	10	31
5	Jaylan Wesley	6	17	7	24	.	.	.	2
20	Ethan Stuhlsatz	2	14	6	20	1.5-7	1-7	2	.	.
7	Jayden Patrick	6	13	4	17	2-8	1-7	1-5	5	.	.	.	1	.
15	Sanjay Strickland	4	11	5	16	1-1
39	Eric Gant	6	14	2	16	2-4	.	.	4	.	1-0	.	.	.
6	Donnie Wingate	6	7	7	14	4-23	4-23	1	.	.
13	Jaydyn Johnson	6	8	3	11
4	Kobe McClendon	6	7	4	11	2-12	2-12	.	.	2
91	Ashtin Rustemeyer	6	5	5	10	2-7	.	.	.	1	.	.	1	.
31	Matt Barnett	5	3	4	7
3	Tre Bell	4	7	.	7	.	.	1-5	3
8	Frank Caldwell	6	3	4	7	.	.	1-15	1
1	Taylen Blaylock	5	6	.	6
44	Tajay Passmore	6	6	.	6	1-7	1-7	.	.	1
40	Jackson Hetzel	6	4	1	5	1-2	.	1-0	.	.	.	1	.	.
17	Kendric Bailey	4	4	1	5	.	.	.	1	.	1-0	.	.	.
90	Jesse Smith	6	2	3	5
41	Zach Lewis	4	1	3	4	1
92	Jonah Rubadue	6	2	2	4	2-7	1-5	.	2
25	Gus Hetzel	6	3	.	3
99	Maika Finau	6	3	.	3	1-3	1-3	.	.	1
14	Thomas Gothard	4	.	3	3
52	Anthony Slayton	2	2	1	3
59	Nolan O'Hara	5	2	.	2
94	Mason Burke	2	1	1	2	.	.	.	1
12	Josh Newkirk	4	.	2	2
97	Jamison Kemp	6	.	1	1
26	Mason Van Der Brink	1	1	.	1
21	Robert Giaimo	5	1	.	1	1	.
96	Demetrius Jones	2	1	.	1	1-2
19	Sam Owens	2	1	.	1
	Totals	6	248	130	378	28-104	13-73	4-25	19	13	2-0	5	3	0
	Opponents	6	219	134	353	36-150	17-107	5-40	14	9	3-0	3	3	0



2024-25 Lindenwood Football
Team Game-by-Game
All games

Date	Opponent	Rushing				Receiving				Passing				Kick Returns				Punt Returns				tot off		
		no.	yds	td	lg	no.	yds	td	lg	cmp	att	int	yds	td	lg	no.	yds	td	lg	no.	yds		td	lg
08/29/2024	at Kansas	27	75	0	10	18	127	0	30	18	31	1	127	0	30	1	14	0	14	0	0	0	0	202
09/07/2024	Central Ark.	29	76	0	33	17	182	1	40	17	33	0	182	1	40	5	79	0	22	2	0	0	0	258
09/14/2024	at Missouri St.	28	127	1	32	14	201	1	79	14	24	3	201	1	79	2	26	0	14	0	0	0	0	328
09/21/2024	St. Thomas (MN)	44	277	5	51	16	253	2	93	17	23	0	264	2	93	0	0	0	0	6	141	1	78	541
09/28/2024	at Eastern Ill.	40	170	0	34	14	283	4	74	14	19	1	283	4	74	4	88	0	34	2	12	0	9	453
10/05/2024	Tennessee St.	36	181	0	33	11	99	1	34	11	20	0	99	1	34	2	54	0	40	3	-8	0	5	280
Lindenwood		204	906	6	51	90	1145	9	93	91	150	5	1156	9	93	14	261	0	40	13	145	1	78	2062
Opponents		227	1054	13	57	110	1397	8	74	110	174	4	1397	8	74	11	205	0	31	7	102	0	26	2451

Lindenwood Averages

Games	Avg/ rush	Avg/ catch	Pass effic	KR avg	PR avg	All purpose avg/game	Total offense avg/game
6	4.4	12.7	138.5	18.6	11.2	413.7	343.7

Date	Opponent	Tackles			Sacks	Fumble		Pass Defense			blkd kick	PAT attempts			off					
		ua	a	total		tfl	yds	no	yds	ff		fr	yds	qb	brup	kick	rush	rcv	saf	t/o
08/29/2024	at Kansas	44	14	58	0.0-0	0-0	1	1-0	1-5	1	1	0	0-0	0	0	0	0	0	0	3
09/07/2024	Central Ark.	39	26	65	6.0-26	3-20	1	0-0	0-0	4	0	1	1-1	0	0	0	0	0	0	13
09/14/2024	at Missouri St.	42	36	78	5.0-23	3-16	0	0-0	0-0	1	1	1	2-2	0	0	0	0	0	0	14
09/21/2024	St. Thomas (MN)	35	14	49	7.0-13	2-5	2	1-0	2-5	3	6	1	7-8	0	0	0	6	6	64	
09/28/2024	at Eastern Ill.	51	16	67	3.0-11	1-7	0	0-0	0-0	3	6	0	4-4	0	0	0	0	0	0	28
10/05/2024	Tennessee St.	37	24	61	7.0-31	4-25	1	0-0	1-15	1	5	0	2-2	0	0	0	7	20		
Lindenwood		248	130	378	28.0-104	13-73	5	2-0	4-25	13	19	3	16-17	0	0	0	13	142		
Opponents		219	134	353	36.0-150	17-107	3	3-0	5-40	9	14	3	19-20	0	1	0	16	159		

Date	Opponent	Punting								Field Goals			Kickoffs					
		no.	yds	avg	long	blkd	tb	fc	50+	i20	md	att	long	blkd	no.	yds	avg	tb
08/29/2024	at Kansas	6	190	31.7	41	1	0	2	0	3	1-1	34	0	2	130	65.0	1	0
09/07/2024	Central Ark.	8	314	39.3	50	0	0	4	1	2	2-2	32	0	4	236	59.0	1	0
09/14/2024	at Missouri St.	5	185	37.0	40	0	0	2	0	3	0-0	0	0	2	130	65.0	2	0
09/21/2024	St. Thomas (MN)	3	109	36.3	42	1	1	1	0	1	3-3	46	0	12	706	58.8	2	1
09/28/2024	at Eastern Ill.	4	131	32.8	49	0	0	0	0	2	0-1	0	0	5	313	62.6	3	0
10/05/2024	Tennessee St.	4	181	45.3	58	0	0	1	1	2	2-3	23	1	4	245	61.3	3	0
Lindenwood		30	1110	37.0	58	2	1	10	2	13	8-10	46	1	29	1760	60.7	12	1
Opponents		28	1174	41.9	64	1	3	5	6	2	2-8	40	2	30	1758	58.6	13	1

LINDENWOOD FOOTBALL RECORD BOOK



EST. 1990



TEAM RECORDS - SINGLE GAME

TOTAL OFFENSE

Most Plays:
98 vs. Culver-Stockton (2000)

Most Yards Gained:
735 vs. Evangel (2010)

RUSHING

Most Rushes:
63 vs. Culver-Stockton (1997)

Most Yards Gained:
417 vs. Northeastern State (2017)

Most Rushing Touchdowns:
8 vs. Culver-Stockton (2010)
8 vs. Kentucky Wesleyan (2021)

PASSING

Most Attempts:
62 vs. Culver-Stockton (2000)

Most Completions:
38 vs. UIndy (2019)

Most Yards Gained:
552 vs. Evangel (2010)

Most Touchdown Passes:
7 vs. William Jewell (2022)
6 vs. Baker (2010)
6 vs. Nebraska-Kearney (2012)
6 vs. William Jewell (2021)

SCORING

Most Points:
90 vs. Culver-Stockton (2010)

Most Points, Both Teams:
113 vs. Lambuth (2008)

Most Points, First Quarter
28 vs. Northwestern (2001)
28 vs. Graceland (2010)
28 vs. Culver-Stockton (2011)

Most Points, Second Quarter
36 vs. Central Methodist (2010)

Most Points, Third Quarter
37 vs. Ottawa (2009)

Most Points, Fourth Quarter
26 vs. Graceland (2011)

Most Points, First Half
56 vs. Wisconsin-Stevens Point (2023)
49 vs. Evangel (2010)
49 vs. Central Methodist (2010)
49 vs. Graceland (2010)
49 vs. Culver-Stockton (2011)

Most Points, Second Half
44 vs. Ottawa (2009)

Most Touchdowns Scored:
13 vs. Culver-Stockton (2010)

Most PAT Made by Kicking:
12 vs. Culver-Stockton (2010)

Most Two-Point Conversions:
2 vs. Benedictine (2008)

Most Field Goals Made:
4 vs. Avila (2007)

ALL-PURPOSE

Most Yards (since 2004):
1046 vs. Culver-Stockton (2010)

TOTAL DEFENSE

Fewest Total Offense Yards Allowed:
77 vs. Central Methodist (2004)

Fewest Rushing Yards Allowed:
-7 vs. Peru State (1992)
-7 vs. Graceland (2011)

Fewest Passing Yards Allowed:
29 vs. Missouri Valley (1991)

Most Sacks Recorded by:
7 vs. Evangel (2004)
7 vs. Taylor (1995)
7 vs. Emporia State (2016)

INTERCEPTIONS

Most Passes Intercepted by:
6 vs. St. Xavier (1993)

Most Yards on Interception Returns:
130 vs. Central Oklahoma (2016)

Most Touchdowns on Interception Returns:
2 vs. Avila (2004)
2 vs. Nebraska-Kearney (2016)

Most Fumble Recoveries:
7 vs. Trinity International (1991)

Most Turnovers:
9 vs. Trinity International (1991)



Hakim Thomas - 2009 National Championship Game



Matt Angell & Rudy Fleming - 2009 vs Ottawa



INDIVIDUAL RECORDS - SINGLE GAME

TOTAL OFFENSE

Most Plays:

- 74, Cade Brister vs. Central Missouri (2018)
- 74, Cade Brister vs. Missouri Western (2018)
- 70, Cade Brister vs. UIndy (2019)
- 69, Cade Brister vs. Eastern Illinois (2022)
- 68, Cade Brister vs. Central Oklahoma (2018)
- 67, Cade Brister vs. Midwestern State (2019)
- 64, Cade Brister vs. Northwest Missouri (2019)
- 62, Najee Jackson vs. Emporia State (2017)
- 62, Cade Brister vs. Eastern Washington (2019)
- 61, Cade Brister vs. Northwest Missouri (2018)

Most Yards Gained:

- 554, Cade Brister vs. UIndy (2019)
- 475, Cade Brister vs. Central Arkansas (2022)
- 474, Ben Gomez vs. Nebraska-Kearney (2012)
- 458, Philip Staback vs. Baker (2010)
- 433, Ben Kisner vs. Morningside (2008)
- 426, Cade Brister vs. SEMO (2022)
- 418, Philip Staback vs. Missouri Valley (2010)
- 415, Cade Brister vs. Central Missouri (2018)
- 406, Ben Gomez vs. Evangel (2008)
- 406, Cade Brister vs. William Jewell (2022)

RUSHING

Most Rushes:

- 43, DeDe Dorsey vs. Graceland (2005)
- 40, Marceo Haywood vs. Evangel (1999)
- 36, Derron Parquet vs. MidAmerica Nazarene (2004)
- 35, Adam Saperstein vs. Cumberland (1990)
- 35, Adam Saperstein vs. Hardin-Simmons (1991)
- 32, Ron Huskey vs. Missouri Valley (2000)
- 32, DeDe Dorsey vs. Northwestern (2004)
- 31, Sherwin Ellis vs. Northwestern (2003)
- 31, Derron Parquet vs. Central Methodist (2004)
- 31, Derron Parquet vs. Missouri Valley (2004)
- 31, DeDe Dorsey vs. Hastings (2004)
- 31, DeDe Dorsey vs. Evangel (2005)

Most Yards Gained

- 271, DeDe Dorsey vs. Graceland (2005)
- 246, DeDe Dorsey vs. Evangel (2005)
- 235, Marceo Haywood vs. Butler (1999)
- 235, Adam Saperstein vs. Cumberland (1990)
- 231, Nash Sutherlin vs. Southwest Baptist (2019)
- 228, Denodus O'Bryant vs. Washburn (2012)
- 220, Adam Saperstein vs. St. Ambrose (1991)
- 215, DeDe Dorsey vs. Culver-Stockton (2004)
- 214, Adam Saperstein vs. Hardin-Simmons (1991)
- 198, DeDe Dorsey vs. Northwestern (2004)

Most Touchdowns Scored by Rushing:

- 6, DeDe Dorsey vs. Graceland (2005)
- 5, Adam Saperstein vs. Hardin-Simmons (1991)
- 5, Cade Brister vs. Kentucky Wesleyan (2021)
- 5, Cade Brister vs. Central Arkansas (2022)
- 4, Connor Harris vs. Northeastern State (2014)
- 3, numerous times

Longest Rush:

- 88, Denodus O'Bryant vs. Washburn (2012)
- 87, Nash Sutherlin vs. Pittsburg State (2018)
- 84, Denodus O'Bryant vs. Central Missouri (2011)
- 84, Richard Murrell vs. Georgetown (2007)
- 82, Denodus O'Bryant vs. Evangel (2009)
- 81, Sherwin Ellis vs. Evangel (2003)
- 81, Hakeem Abdullah vs. Georgetown (2007)
- 80, Donnie Dillard vs. Trinity International (1995)
- 80, Wallace Santee vs. Central Methodist (1997)
- 80, Denodus O'Bryant vs. Pittsburg State (2012)
- 79, DeDe Dorsey vs. Central Methodist (2005)
- 79, Denodus O'Bryant vs. Truman State (2012)

PASSING

Most Attempts:

- 59, Cade Brister vs. UIndy (2019)
- 58, Mike Hofbauer vs. Baker (2000)
- 57, Graham Lindman vs. Northwest Missouri (2014)
- 55, Dillon Miller vs. Fort Hays (2014)
- 54, Graham Lindman vs. Central Oklahoma (2014)
- 53, Cade Brister vs. Central Missouri (2018)
- 53, Cade Brister vs. Missouri Western (2018)
- 53, Cade Brister vs. Northwest Missouri (2019)
- 52, Dillon Miller vs. Lincoln (2013)
- 52, Dillon Miller vs. Central Missouri (2013)

Most Completions:

- 38, Cade Brister vs. UIndy (2019)
- 37, Cade Brister vs. Truman State (2019)
- 34, Dillon Miller vs. Lincoln (2013)
- 32, Ben Kisner vs. Morningside (2008)
- 31, Dillon Miller vs. Fort Hays (2014)
- 30, Max Brown vs. Benedictine (1997)
- 30, Mike Hofbauer vs. Baker (2000)
- 31, Cade Brister vs. Missouri Western (2018)
- 30, Najee Jackson vs. Emporia State (2017)
- 29, Dillon Miller vs. Central Missouri (2013)
- 29, Najee Jackson vs. Fort Hays (2017)
- 29, Cade Brister vs. Central Missouri (2018)

Most Yards Gained:

- 541, Cade Brister vs. UIndy (2019)
- 480, Ben Gomez vs. Nebraska-Kearney (2012)
- 445, Ben Kisner vs. Morningside (2008)
- 439, Mike Hofbauer vs. Baker (2000)
- 436, Philip Staback vs. Baker (2010)
- 413, Cade Brister vs. Central Arkansas (2022)
- 407, Ben Gomez vs. Lincoln (2012)
- 406, Ben Kisner vs. Evangel (2008)
- 404, Philip Staback vs. Missouri Valley (2010)
- 401, Cade Brister vs. McKendree (2019)

Most Touchdown Passes:


- 6, Philip Staback vs. Baker (2010)
- 6, Ben Gomez vs. Nebraska-Kearney (2012)
- 5, Max Brown vs. Graceland (1996)
- 5, Ben Kisner vs. Lambuth (2008)
- 5, Philip Staback vs. Central Methodist (2010)
- 5, Philip Staback vs. Avila (2010)
- 5, Ben Gomez vs. Lincoln (2012)
- 5, Cade Brister vs. Emporia State (2018)
- 5, Cole Dugger vs. Western Illinois (2023)
- 5, Cole Dugger vs. William Jewell (2021)



Billy Clark
2007-10



Ben Kisner
2005-08



Hakeem Abdullah
2006-07



Jeff Hynes
2006-09



Alex Robinson - 2011 vs. Central Missouri



Philip Staback - 2009 National Championship Game



Marcel Thompson - 2009 vs. Ottawa



Malach Radigan - 2012 vs. Lincoln

Longest Pass:

- 93, Nate Glantz to Jeff Caldwell vs. St. Thomas (2024)**
- 88, Cory Nesslage to Mark Henrie vs. Peru State (1994)
- 87, Dillon Miller to Denodus O'Bryant vs. Pittsburg State (2012)
- 85, Emilia Salazar to George Mumphard (2004)
- 85, Mason Bendigo to DeSean Warren vs. Pittsburg St.(2016)
- 83, Dillon Miller to Andrew Helmick vs. Winona State (2012)
- 83, Dillon Miller to Alex Robinson vs. Central Missouri (2013)
- 82, John Uribe to Andrew Helmick vs. Azusa Pacific (2011)
- 80, Bryce MacDonald to Jim Paddock vs. Okla. Panhandle (1992)
- 80, Dillon Miller to Denodus O'Bryant vs. Pittsburg State (2012)

RECEIVING

Most Passes Caught:

- 16, Jaron Alexander vs. Central Missouri (2013)
- 15, Mike Wyrick vs. Culver-Stockton (2000)
- 14, Deantrell Prince vs. Washburn (2016)
- 12, Dominic Peterson vs. Culver-Stockton (2007)
- 11, Mario Patton vs. St. Xavier (1995)
- 11, Jamere Holland vs. Missouri Valley (2010)
- 11, Jaron Alexander vs. Central Missouri (2014)
- 11, Erik Henneman vs. Truman State (2019)
- 10, numerous times

Most Yards Gained:

- 218, Andrew Helmick vs. Missouri Southern (2012)
- 213, Andrew Helmick vs. Truman State (2012)
- 201, Andrew Helmick vs. Winona State (2012)
- 200, Andrew Helmick vs. Nebraska-Kearney (2012)
- 200, Payton Rose vs. William Jewell (2022)
- 185, Jeff Caldwell vs. Western Illinois (2023)**
- 184, George Mumphard vs. MidAmerica Nazarene (2005)
- 180, Payton Rose vs. Keiser (2022)
- 177, Payton Rose vs. Quincy (2019)
- 176, Carlton Rivers vs. Benedictine (1996)
- 175, Deantrell Prince vs. Fort Hays (2017)
- 174, Mike Wyrick vs. Culver-Stockton (2000)
- 174, Matt Bramow vs. Evangel (2010)

Most Touchdown Passes Caught:


- 4, Jeff Caldwell vs. Western Illinois (2023)**
- 4, Jeff Caldwell vs. Eastern Illinois (2024)**
- 4, Erik Henneman vs. Missouri Southern (2018)
- 3, Mario Patton vs. Graceland (1996)
- 3, Mark Henrie vs. Olivet Nazarene (1994)
- 3, Andrew Helmick vs. Texas A&M-Kingsville (2011)
- 3, Andrew Helmick vs. Kansas Wesleyan (2011)
- 3, Andrew Helmick vs. Missouri Southern (2012)
- 3, Erik Henneman vs. Truman State (2019)
- 3, Payton Rose vs. Quincy (2019)
- 3, Payton Rose vs. William Jewell (2021)
- 3, Payton Rose vs. William Jewell (2022)
- 3, Payton Rose vs. McKendree (2022)
- 3, Jeff Caldwell vs. William Jewell (2022)**
- 2, numerous times




Erik Henneman
2017-19



Rudy Fleming
2008-09



Matt Bramow
2008-10



Dillon Miller
2012-14



PUNTING

Longest Punt:

- 81, Zac Atterberry vs. William Jewell (2004)
- 76, Reggie Kratzer vs. Central Methodist (1999)
- 75, Zac Atterberry vs. Graceland (2006)
- 72, Zac Atterberry vs. MidAmerica Nazarene (2007)
- 71, Zac Atterberry vs. Culver-Stockton (2004)

INTERCEPTIONS

Most Interceptions:

- 3, Bakari Triggs vs. Central Oklahoma (2016)
- 3, Kai Ross vs. Quincy (2021)
- 2, numerous times

Most Yards on Interception Returns:

- 125, Derek Coxson vs. Evangel (2006)
- 123, Bakari Triggs vs. Central Oklahoma (2016)
- 100, Larry Gladney vs. Culver-Stockton (2006)
- 99, Tyler Kasper vs. Georgetown (2007)
- 99, Darion Bolden vs. Murray State (2022)
- 96, Jared Shoemaker vs. Central Methodist (2005)
- 96, Justin Broome vs. Saint Joseph's (2011)
- 85, Blake Conreux vs. Graceland (2008)
- 82, Logen Wright vs. Central Methodist (2006)
- 82, Drew Seers vs. Pittsburg State (2018)

Longest Interception Return:

- 100, Larry Gladney vs. Culver-Stockton (2006)
- 100, Derek Coxson vs. Evangel (2006)
- 99, Darion Bolden vs. Murray State (2022)
- 96, Jared Shoemaker vs. Central Methodist (2005)
- 94, Justin Broome vs. Saint Joseph's (2011)
- 85, Blake Conreux vs. Graceland (2008)
- 82, Logen Wright vs. Central Methodist (2006)
- 82, Drew Seers vs. Pittsburg State (2018)
- 80, Jim Paddock vs. Southwestern (1990)
- 79, Cody Fagle vs. Culver-Stockton (2010)



Sterling Thomas
2012-15



Billy Ray Uren
2005-09

PUNT RETURNS

Most Punt Returns:

- 6, Thomas Christian vs. Evangel (2007)
- 5, Julian Smith vs. MidAmerica Nazarene (1996)
- 5, Julian Smith vs. Georgetown (1993)
- 5, Mike Bunton vs. Graceland (2011)
- 5, Mike Bunton vs. Missouri S&T (2011)
- 5, Wesley Thomas vs. Pittsburg State (2016)
- 4, numerous times

Most Yards on Punt Returns:

- 116, Adam Saperstein vs. Missouri Valley (1991)
- 113, Mike Bunton vs. Graceland (2011)
- 100, Jamere Holland vs. Culver-Stockton (2010)
- 98, Mike Bunton vs. Texas A&M-Kingsville (2011)
- 92, Mike Bunton vs. Graceland (2011)
- 89, Cornelius Campbell vs. Graceland (1999)
- 86, Jamere Holland vs. Central Methodist (2010)
- 85, Adam Saperstein vs. Lane (1991)
- 85, Julian Smith vs. Midland Lutheran (1995)
- 84, Damian James vs. Culver-Stockton (2009)

Longest Punt Return:

- 90, Mike Bunton vs. Saint Joseph's (2011)
- 89, Cornelius Campbell vs. Graceland (1999)
- 85, Adam Saperstein vs. Lane (1991)
- 85, Julian Smith vs. Midland Lutheran (1995)
- 84, Jamere Holland vs. Central Methodist (2010)
- 80, Therman McGowan vs. Culver-Stockton (2011)
- 79, Damian James vs. Culver-Stockton (2009)
- 77, Mike Bunton vs. Texas A&M-Kingsville (2011)
- 76, Andrew Helmick vs. Missouri Southern (2012)
- 72, Adam Saperstein vs. Missouri Valley (1991)

KICKOFF RETURNS

Most Kickoff Returns:

- 8, Lavarrie Johnson vs. Northwest Missouri (2014)
- 6, Bobby Mason vs. Benedictine (2005)
- 6, Tobias vs. Evangel (2000)
- 6, Julian Smith vs. Findlay (1995)
- 6, Lavarrie Johnson vs. Pittsburg State (2015)
- 6, Cameron Sanders vs. Central Oklahoma (2018)
- 6, Spencer Redd vs. Eastern Washington (2019)

Most Yards on Kickoff Returns:

- 198, Cameron Sanders vs. Central Oklahoma (2018)
- 165, Spencer Redd vs. Missouri S&T (2019)
- 163, Spencer Redd vs. Quincy (2021)
- 157, Spencer Redd vs. Duachita Baptist (2019)
- 153, Bakari Triggs vs. Missouri Western (2016)
- 144, Tony Tobias vs. Evangel (2000)
- 143, McCray Harris vs. Missouri Valley (2006)
- 142, Denodus O'Bryant vs. Central Missouri (2012)
- 140, Nate Orlando vs. Carroll (2008)
- 137, Spencer Redd vs. Davenport (2019)


Longest Kickoff Return:

- 100, Andrew Helmick vs. Central Oklahoma (2011)
- 100, Denodus O'Bryant vs. Central Missouri (2012)
- 99, Spencer Redd vs. Tennessee Tech (2023)
- 99, Bakari Triggs vs. Missouri Western (2017)
- 97, Tony Tobias vs. Olivet Nazarene (2000)
- 97, McCray Harris vs. Missouri Valley (2006)
- 97, Lavarrie Johnson vs. Washburn (2014)
- 97, Spencer Redd vs. Duachita Baptist (2019)
- 97, Spencer Redd vs. Quincy (2021)
- 95, Denodus O'Bryant vs. Benedictine (2010)

ALL-PURPOSE YARDS

Most Yards (since 2004):

- 328, Andrew Helmick vs. Missouri Southern (2012)
- 311, Denodus O'Bryant vs. Pittsburg State (2012)
- 307, Denodus O'Bryant vs. Benedictine (2010)
- 278, Denodus O'Bryant vs. Washburn (2012)
- 273, Denodus O'Bryant vs. Culver-Stockton (2010)
- 271, Denodus O'Bryant vs. Central Missouri (2012)
- 271, DeDe Dorsey vs. Graceland (2005)
- 266, Hakeem Abdullah vs. Central Methodist (2007)
- 264, Andrew Helmick vs. Truman (2012)
- 255, Denodus O'Bryant vs. Carroll (2009)



Matt Bramow - 2009 National Championship Game



Connor Harris - 2016 vs. Missouri Southern



Justin Broome - 2011 vs. Central Missouri



Denver Price - 2008 vs Lambuth

SCORING

Most Points Scored:

- 36. DeDe Dorsey vs. Graceland (2005)
- 30. Adam Saperstein vs. Hardin-Simmons (1991)
- 30. Cade Brister vs. Kentucky Wesleyan (2021)
- 30. Cade Brister vs. Central Arkansas (2022)
- 24. Adam Saperstein vs. Lane (1991)
- 24. Nate Orlando vs. Culver-Stockton (2010)
- 24. Andrew Helmick vs. Missouri Southern (2012)
- 24. Connor Harris vs. Northeastern State (2014)
- 24. Jeff Caldwell vs. Eastern Illinois (2024)**
- 24. Jeff Caldwell vs. Western Illinois (2023)**

Most Touchdowns Scored:

- 6. DeDe Dorsey vs. Graceland (2005)
- 5. Adam Saperstein vs. Hardin-Simmons (1991)
- 5. Cade Brister vs. Kentucky Wesleyan (2021)
- 5. Cade Brister vs. Central Arkansas (2022)
- 4. Adam Saperstein vs. Lane (1991)
- 4. Nate Orlando vs. Culver-Stockton (2010)
- 4. Andrew Helmick vs. Missouri Southern (2012)
- 4. Jeff Caldwell vs. Eastern Illinois (2024)**
- 4. Jeff Caldwell vs. Western Illinois (2023)**
- 3. numerous times

Most Field Goals Made:

- 4. Halley Ferrell vs. Avila (2007)
- 3. Halley Ferrell vs. Baker (2007)
- 3. Halley Ferrell vs. Central Methodist (2007)
- 3. Dante Buscaglia vs. Baker (2000)
- 3. Dante Buscaglia vs. Culver-Stockton (1998)
- 3. Steve Pinkerton vs. Southwest Minnesota State (1992)
- 3. James Neal vs. William Jewell (2010)
- 3. James Neal vs. Texas A&M-Kingsville (2011)
- 3. James Neal vs. Washburn (2012)
- 3. Logan Seibert vs. Tennessee Tech (2023)**
- 3. Logan Seibert vs. St. Thomas (2024)**
- 3. Logan Seibert vs. Houston Baptist (2022)**

Most Extra Points Made by Kicking:

- 11. Logan Seibert vs. Wisconsin-Stevens Point (2023)**
- 11. James Neal vs. Graceland (2010)
- 10. Dante Buscaglia vs. Central Methodist (1999)
- 10. Halley Ferrell vs. William Jewell (2009)
- 10. James Neal vs. Culver-Stockton (2011)
- 9. Logan Seibert vs. McKendree (2022)**
- 9. Halley Ferrell vs. Evangel (2009)
- 9. Halley Ferrell vs. Central Methodist (2009)
- 8. several times

Most Extra Points Attempted by Kicking:

- 11. Logan Seibert vs. Wisconsin-Stevens Point (2023)**
- 11. James Neal vs. Graceland (2010)
- 10. Dante Buscaglia vs. Central Methodist (1999)
- 10. Halley Ferrell vs. Culver-Stockton (2009)
- 10. Halley Ferrell vs. William Jewell (2009)
- 10. James Neal vs. Culver-Stockton (2011)
- 9. several times

Most Points Scored by Kicking:

- 18. Halley Ferrell vs. Avila (2007)
- 16. Logan Seibert vs. St. Thomas (2024)**
- 16. Dante Buscaglia vs. Central Methodist (1999)
- 14. Halley Ferrell vs. Baker (2007)
- 14. James Neal vs. Pittsburg State (2012)
- 13. Dante Buscaglia vs. Culver-Stockton (1998)
- 13. Halley Ferrell vs. MidAmerica Nazarene (2009)
- 13. Halley Ferrell vs. William Jewell (2009)
- 13. James Neal vs. Kansas Wesleyan (2011)
- 13. Logan Seibert vs. William Jewell (2021)**
- 12. Halley Ferrell vs. Central Methodist (2007)
- 12. Logan Seibert vs. Southwest Baptist (2021)**

Longest Field Goal:

- 52. Steve Pinkerton vs. Southwest Minnesota State (1992)
- 50. Logan Seibert vs. Southwest Baptist (2021)**
- 50. Halley Ferrell vs. Avila (2007)
- 49. Logan Seibert vs. Tennessee Tech (2023)**
- 48. Zac Atterberry vs. Baker (2005)
- 47. Dante Buscaglia vs. Graceland (1999)
- 47. Logan Seibert vs. McKendree (2021)**
- 46. Logan Seibert vs. St. Thomas (2024)**
- 46. Steve Pinkerton vs. Southwest Minnesota State (1992)
- 46. Halley Ferrell vs. Central Methodist (2007)
- 45. Steve Pinkerton vs. Campbellsville (1992)
- 45. Dante Buscaglia vs. Graceland (1999)
- 45. Dante Buscaglia vs. Baker (2000)




Erik Henneman - 2019 vs. Truman State



Jamere Holland
2010



Parks Peterson
2009-10



Halley Farrell
2006-09

TEAM RECORDS - SINGLE SEASON



Mike Errante
2006-09

TOTAL OFFENSE

Most Plays:
941 (2019)

Most Plays Per Game:
76.0 (2018)

Most Yards Gained:
6894 (2009)

Most Yards Gained Per Game:
551.5 (2010)

Highest Average Gain Per Play:
8.9 (2010)

RUSHING

Most Rushes:
506 (2004)

Most Rushes Per Game Average:
42.2 (2004)

Most Yards Gained:
2796 (2009)

Most Yards Gained Per Game:
199.7 (2009)

Highest Average Gain Per Rush:
6.7 (2009)

Most Rushing Touchdowns:
49 (2009)

PASSING

Most Attempts:
545 (2019)

Most Attempts Per Game:
44.5 (2014)

Most Completions:
340 (2019)

Most Completions Per Game:
26.2 (2019)

Most Yards Gained:
4098 (2009)

Most Yards Gained Per Game:
358.7 (2010)

Highest Average Gain Per Attempt:
12.4 (2010)

Highest Average Gain Per Completion:
17.3 (2010)

Highest Percentage Completed:
.719 (2010)

Most Touchdown Passes
42 (2010)

Most Touchdown Passes Per Game:
3.8 (2010)

PUNTING

Highest Punting Average:
42.0 (2010)

SCORING

Most Points:
744 (2009)

Most Points Per Game:
53.1 (2009)

ALL-PURPOSE YARDS

Most Yards (since 2004):
8891 (2009)

Most Yards/Game (since 2004):
688.3 (2010)

TOTAL DEFENSE

Fewest Yards Allowed:
2981 (2004)

Fewest Yards Allowed Per Game:
248.4 (2004)

Lowest Average Yards Allowed Per Play:
3.68 (2004)

RUSHING DEFENSE

Fewest Yards Allowed:
1146 (2004)

Fewest Yards Allowed Per Game:
95.5 (2004)

Lowest Average Yards Allowed Per Rush:
2.43 (2004)

PASS DEFENSE

Fewest Yards Allowed:
1476 (1995)

Fewest Yards Allowed Per Game:
134.2 (1995)

Fewest Yards Allowed Per Attempt:
5.42 (2004)

Fewest Yards Allowed Per Completion:
10.11 (2007)

Lowest Completion Percentage Allowed:
.469 (1995)

Most Passes Intercepted by:
23 (2008)
23 (2009)

Most Passes Intercepted by Per Game:
1.77 (2008)

Most Touchdowns on Interception Returns:
4 (2008)
4 (2009)

SCORING DEFENSE

Fewest Points Allowed:
152 (2004)

Fewest Points Allowed Per Game:
12.7 (2004)

Most Points Allowed:
397 (1994)

Most Points Allowed Per Game:
39.7 (1994)

MISCELLANEOUS

Most Consecutive Victories
13 (2009)

Most Consecutive Games Without Being Shut Out:
99 (2003-2011)

Most Overtimes in a Single Game:
2 (2005 vs. Missouri Valley)

Most Shutouts:
2 (1991 and 1995)



TJ Prell
2007-09



Malach Radigan
2009-12



Brian Schaefering
2007



INDIVIDUAL RECORDS - SINGLE SEASON

TOTAL OFFENSE

Most Plays:

658, Cade Brister (2019)
588, Cade Brister (2018)
501, Cade Brister (2022)
455, Najee Jackson (2017)
430, Ben Kisner (2008)
421, Philip Staback (2009)
378, Ben Kisner (2007)
335, Dillon Miller (2013)
332, Graham Lindman (2014)
325, John Uribe (2011)

Most Yards Gained:

4324, Cade Brister (2019)
3671, Cade Brister (2022)
3596, Philip Staback (2009)
3554, Ben Kisner (2008)
3442, Philip Staback (2010)
2982, Cade Brister (2018)
2583, Najee Jackson (2017)
2569, Ben Kisner (2007)
2263, Dillon Miller (2013)
2022, John Uribe (2011)

Most Touchdowns Responsible For:

46, Cade Brister (2019)
42, Philip Staback (2009)
38, Cade Brister (2022)
36, Philip Staback (2010)
33, Ben Kisner (2008)
27, Cade Brister (2018)
24, Denodus O'Bryant (2009)
21, Ben Kisner (2007)
20, Najee Jackson (2017)
19, John Uribe (2011)
18, DeDe Dorsey (2005)
18, Emilia Salazar (2004)

RUSHING

Most Rushes:

280, DeDe Dorsey (2005)
219, Adam Saperstein (1990)
210, Marceo Haywood (1998)
199, Hakeem Abdullah (2007)
198, Denodus O'Bryant (2012)
191, Cade Brister (2018)
158, Cade Brister (2019)
155, Derron Parquet (2004)
151, Dario Camacho (2008)
150, David Goodwill (1994)

100-yard rushing games:

8, DeDe Dorsey (2005)

200-yard rushing games:

2, DeDe Dorsey (2005)
2, Adam Saperstein (1991)

Most Yards Gained:

1600, DeDe Dorsey (2005)
1509, Marceo Haywood (1999)
1205, Denodus O'Bryant (2012)
1155, Hakeem Abdullah (2007)
1136, Adam Saperstein (1991)
1130, Marceo Haywood (1998)
1059, Adam Saperstein (1990)
1000, Denodus O'Bryant (2009)
899, Hakeem Abdullah (2006)
841, DeDe Dorsey (2004)

Most Rushing Touchdowns Scored:

16, DeDe Dorsey (2005)
15, Marceo Haywood (1998)
15, Denodus O'Bryant (2009)
13, Marceo Haywood (1999)
13, Dario Camacho (2008)
12, Adam Saperstein (1991)
12, Nate Orlando (2010)
11, Hakeem Abdullah (2007)
11, Richard Murrell (2007)
11, Denodus O'Bryant (2012)
11, Cade Brister (2022)
11, Robert Giaimo (2021)

PASSING

Most Attempts:

527, Cade Brister (2019)
411, Ben Kisner (2008)
397, Cade Brister (2018)
351, Philip Staback (2009)
351, Najee Jackson (2017)
349, Ben Kisner (2007)
322, Cade Brister (2022)
319, Dillon Miller (2013)
301, Graham Lindman (2014)
271, John Uribe (2011)

Most Completions:

332, Cade Brister (2019)
263, Ben Kisner (2008)
237, Philip Staback (2009)
232, Cade Brister (2022)
227, Cade Brister (2018)
210, Ben Kisner (2007)
194, Dillon Miller (2013)
194, Najee Jackson (2017)
189, Philip Staback (2010)
165, John Uribe (2011)

Most Yards Gained:

3779, Cade Brister (2019)
3655, Ben Kisner (2008)
3381, Philip Staback (2009)
3329, Philip Staback (2010)
2796, Cade Brister (2022)
2549, Ben Kisner (2007)
2433, Cade Brister (2018)
2366, Najee Jackson (2017)
2334, Dillon Miller (2013)
2204, John Uribe (2011)

Most Touchdown Passes:

39, Cade Brister (2019)
36, Philip Staback (2009)
34, Philip Staback (2010)
33, Ben Kisner (2008)
27, Cade Brister (2022)
21, Cade Brister (2018)
19, Ben Kisner (2007)
19, John Uribe (2011)
18, Emilia Salazar (2004)
16, Cory Nesslage (1994)
16, Max Brown (1996)
16, Najee Jackson (2017)

200-yard passing games:


11, Ben Kisner (2008)
11, Philip Staback (2009)

300-yard passing games:

8, Cade Brister (2022)
6, Philip Staback (2010)

400-yard passing games:

2, Ben Kisner (2008)
2, Philip Staback (2010)
2, Ben Gomez (2012)
2, Cade Brister (2019)



Andrew Helmick - 2012 vs. Nebraska-Kearney



RECEIVING

Most Passes Caught:

- 72, Najee Jackson (2019)
- 69, Kendell Sparks (2016)
- 67, Rudy Fleming (2008)
- 66, Andrew Helmick (2012)
- 64, Payton Rose (2019)
- 61, Payton Rose (2022)
- 63, Erik Henneman (2019)
- 60, Nash Sutherlin (2019)
- 58, Mario Patton (1995)
- 57, Rudy Fleming (2009)

Most Yards Gained:

- 1363, Andrew Helmick (2012)
- 1168, Payton Rose (2019)
- 1149, Payton Rose (2022)
- 1056, Rudy Fleming (2008)
- 980, Rudy Fleming (2009)
- 901, Andrew Helmick (2011)
- 899, Jamere Holland (2010)
- 893, Matt Bramow (2010)
- 844, Marcel Thompson (2009)
- 837, George Mumphard (2004)

Most Touchdown Passes Caught:

- 15, Payton Rose (2019)
- 14, Andrew Helmick (2012)
- 12, Payton Rose (2022)
- 12, Matt Bramow (2009)
- 12, Andrew Helmick (2011)
- 11, Rudy Fleming (2008)
- 11, Matt Bramow (2010)
- 10, Erik Henneman (2019)
- 9, Steven Kennedy (2004)
- 9, George Mumphard (2004)
- 9, Erik Henneman (2018)
- 9, Payton Rose (2021)
- 9, Payton Rose (2022)
- 8, numerous times

100-yard receiving games:

- 7, Payton Rose (2022)
- 6, Andrew Helmick (2012)

200-yard receiving games:

- 4, Andrew Helmick (2012)

PUNTING

Highest Average (min. 20 punts):

- 44.4, Matt Klingler (2015)

INTERCEPTIONS

Most Interceptions:

- 9, Pierre Desir (2012)
- 6, Brandon Gould (2009)
- 6, Marcus Klund (2003)
- 6, Bakari Triggs (2016)

6, Kai Ross (2021)

5, Marcus Klund (2004)

5, Brandon Gould (2008)

5, Drew Seers (2021)

4, numerous times

5, Drew Seers (2021)

4, numerous times

Most Yards on Interception Returns:

- 203, Justin Broome (2011)
- 174, Bakari Triggs (2016)
- 125, Derek Coxson (2006)
- 122, Jared Shoemaker (2007)
- 112, Brandon Gould (2008)
- 104, Damian James (2009)
- 100, Larry Gladney (2006)
- 99, Tyler Kasper (2007)
- 99, Darion Bolden (2022)
- 96, Jared Shoemaker (2005)

PUNT RETURNS

Most Punt Returns:

- 28, Mike Bunton (2011)
- 25, Thomas Christian (2007)
- 25, Ricky McCoy (2019)
- 21, Rudy Fleming (2008)
- 21, Bobby Mason (2005)
- 20, Wesley Thomas (2016)
- 19, Spencer Redd (2021)
- 16, Adam Saperstein (1991)
- 16, Kendell Sparks (2017)
- 15, Ricky Moore (2006)
- 15, Tre' Roby (2015)

Most Yards of Punt Returns:

- 508, Mike Bunton (2011)
- 328, Thomas Christian (2007)
- 254, Adam Saperstein (1991)
- 231, Spencer Redd (2021)
- 230, Jamere Holland (2010)
- 228, Bobby Mason (2005)
- 223, Rudy Fleming (2008)
- 197, Kendell Sparks (2017)
- 196, Therman McGowan (2011)
- 191, Ricky McCoy (2019)

Most Touchdowns Scored on Punt Returns:

- 3, Mike Bunton (2011)
- 3, Therman McGowan (2011)

KICKOFF RETURNS

Most Kickoff Returns:

- 35, Spencer Redd (2019)
- 29, Cameron Sanders (2018)
- 24, Julian Smith (1994)
- 23, Spencer Redd (2021)
- 20, Lavarrie Johnson (2014)
- 20, Bakari Triggs (2015)
- 19, Lavarrie Johnson (2015)
- 19, Kendell Sparks (2017)
- 18, Spencer Redd (2023)
- 16, numerous times



Bakari Triggs
2015-17



Najee Jackson
2016-19



Christian Golder
2011



Dan Carlisle
2006-10

Most Yards on Kickoff Returns:

- 910, Spencer Redd (2019)
- 678, Spencer Redd (2021)
- 616, Cameron Sanders (2018)
- 540, Spencer Redd (2023)
- 477, Denodus O'Bryant (2009)
- 469, Kendell Sparks (2016)
- 450, McCray Harris (2006)
- 450, Julian Smith (1994)
- 421, Mike Bunton (2008)
- 401, Lavarrie Johnson (2014)
- 399, Bakari Triggs (2015)

Most Touchdowns Scored on Kickoff Return:

- 4, Denodus O'Bryant (2009)

ALL-PURPOSE

Most Yards (since 2004):

- 2042, Denodus O'Bryant (2012)
- 1853, DeDe Dorsey (2005)
- 1805, Andrew Helmick (2012)
- 1793, Hakeem Abdullah (2007)
- 1751, Denodus O'Bryant (2009)
- 1620, Denodus O'Bryant (2010)
- 1429, Nash Sutherlin (2019)
- 1407, Jamere Holland (2010)
- 1343, Rudy Fleming (2008)
- 1323, Cameron Sanders (2018)

SCORING

Most Points Scored:

- 144, Denodus O'Bryant (2009)
- 116, Halley Ferrell (2009)
- 108, DeDe Dorsey (2005)
- 102, Marceo Haywood (1998)
- 102, Denodus O'Bryant (2010)
- 98, Halley Ferrell (2007)
- 96, Dario Camacho (2008)
- 96, Andrew Helmick (2012)
- 90, Adam Saperstein (1991)
- 90, Denodus O'Bryant (2012)
- 90, Payton Rose (2019)

Most Touchdowns Scored:

- 24, Denodus O'Bryant (2009)
- 18, DeDe Dorsey (2005)
- 17, Marceo Haywood (1998)
- 17, Denodus O'Bryant (2010)
- 16, Rudy Fleming (2008)
- 16, Andrew Helmick (2012)
- 15, Adam Saperstein (1991)
- 15, Denodus O'Bryant (2012)
- 15, Payton Rose (2019)
- 14, Marceo Haywood (1999)
- 14, Hakeem Abdullah (2007)

Most Consecutive Games Scoring a Touchdown:

- 12, Marceo Haywood (1998-99)*

* scored in all 10 games in 1999



Most Field Goals Made:
17, Halley Ferrell (2007)

Most Extra Points Made by Kicking:
92, Halley Ferrell (2009)

DEFENSE

Tackles (since 2004):
184, Connor Harris (2015)
175, Drew Seers (2019)
152, Connor Harris (2014)
138, Connor Harris (2016)
131, Drew Seers (2021)
126, Connor Harris (2012)
120, Grady Daniels (2019)
108, Darrius Williams (2018)
103, Grady Daniels (2018)
100, Darrius Williams (2017)

Solo Tackles (since 2004):
86, Connor Harris (2015)
83, Connor Harris (2014)
76, Drew Seers (2019)
74, Connor Harris (2016)
66, Grady Daniels (2019)
63, Darrius Williams (2017)
61, Wesley Thomas (2016)
60, Connor Harris (2012)
57, Drew Seers (2021)
56, Brandon Gould (2008)

Assisted Tackles (since 2004):
99, Drew Seers (2019)
98, Connor Harris (2015)
74, Drew Seers (2021)
69, Connor Harris (2014)
66, Connor Harris (2012)
64, Connor Harris (2016)
56, Jake Sharp (2005)
54, Donald Cayton (2004)
54, Grady Daniels (2019)
53, Darrius Williams (2018)


Tackles for Loss (since 2004):
17.0, Drew Seers (2019)
15.0, Mike Sullivan (2004)
14.5, Jeremy Coley (2007)
14.5, Dino Morales (2004)
13.0, T.J. Prell (2009)
13.0, Tayvian Weary (2019)
12.5, Connor Harris (2015)
12.5, Drew Seers (2018)
11.5, Joe Day (2012)
11.5, Jonathan Harris (2018)




Connor Harris
2012-16



Logen Wright
2005-09



Zac Atterberry
2004-07



Matt Klingler
2014-15

Sacks (since 2004):
7.5, Billy Ray Uren (2008)
7.5, Tayvian Weary (2019)
7.0, Dino Morales (2004)
6.5, Mike Sullivan (2004)
6.5, Mike Sullivan (2005)
6.5, Brian Schaefering (2007)
6.5, Kobe McClendon (2023)
6.0, Joe Day (2012)
6.0, Cody Reider (2011)
6.0, Cody Reider (2012)
6.0, Jonathan Harris (2016)
6.0, Jonathan Harris (2018)

Fumble Recoveries (since 2004):
4, Dan Carlisle (2007)

Fumble Return Yards (since 2004):
70, Hakim Thomas (2009)
62, Logen Wright (2006)
48, Stephen Frichtl (2008)
48, DeDe Dorsey (2004)
46, Chris Howard (2011)
46, Wesley Thomas (2016)

Forced Fumbles (since 2009):
3, Nick Tepea (2010)
3, Alex Meraz (2009)
Blocked Kicks (since 2004):
4, Logen Wright (2009)

INDIVIDUAL RECORDS - CAREER

TOTAL OFFENSE

Most Plays:
2080, Cade Brister (2018-2022)
1192, Ben Kisner (2005-08)
704, Philip Staback (2009-10)
633, Dillon Miller (2012-14)
462, Najee Jackson (2017-19)
449, Denodus O'Bryant (2009-12)
409, Mason Bendigo (2015-18)
389, Nash Sutherlin (2017-)
375, DeDe Dorsey (2004-05)
332, Graham Lindman (2014)

Most Yards Gained:
12873, Cade Brister (2018-2022)
8359, Ben Kisner (2005-08)
7038, Philip Staback (2009-10)
4366, Dillon Miller (2012-14)
3237, Denodus O'Bryant (2009-12)
2655, Najee Jackson (2017-19)
2273, DeDe Dorsey (2004-05)
2266, Mason Bendigo (2015-18)
2024, Ben Gomez (2012-13)
2022, John Uribe (2011)

RUSHING

Most Rushes:
608, Cade Brister (2018-2022)
449, Denodus O'Bryant (2009-12)
405, DeDe Dorsey (2004-05)
389, Nash Sutherlin (2017-)
348, Hakeem Abdullah (2006-07)
268, Nate Orlando (2007-08, 10)
255, Calen Campbell (2015-17)
250, Lavarrie Johnson (2014-15)
237, Marvin Byrd (2011-14)
219, Adam Saperstein (1990)

Most Yards Gained:
3237, Denodus O'Bryant (2009-12)
2639, Marceo Haywood (1998-99)
2441, DeDe Dorsey (2004-05)
2195, Adam Saperstein (1990-91)
2024, Cade Brister (2018-2022)
2054, Hakeem Abdullah (2006-07)
2008, Nash Sutherlin (2017-)
1458, Nate Orlando (2007-08, 10)
1407, Cecil Severado (1995-97)
1301, Calen Campbell (2015-17)

Most Touchdowns Scored:
38, Denodus O'Bryant (2009-12)
31, Cade Brister (2018-2022)
28, Marceo Haywood (1998-99)
25, DeDe Dorsey (2004-05)
20, Richard Murrell (2007, 09)
19, Nate Orlando (2007-08, 10)
17, Adam Saperstein (1990-91)
17, Marvin Byrd (2011-14)
16, Hakeem Abdullah (2006-07)
16, Nash Sutherlin (2017-2021)
13, Cecil Severado (1995-97)
13, Dario Camacho (2008)
13, Calen Campbell (2015-17)

PASSING

Most Attempts:
1472, Cade Brister (2018-2022)
1095, Ben Kisner (2005-08)
605, Dillon Miller (2012-14)
602, Philip Staback (2009-10)
487, Cory Nessler (1993-95)
358, Mason Bendigo (2015-18)
353, Najee Jackson (2017-19)
301, Graham Lindman (2014)
271, John Uribe (2011)
259, Ben Gomez (2012-13)



Most Completions:

- 929, Cade Brister (2018-2022)
- 638, Ben Kisner (2005-08)
- 426, Philip Staback (2009-10)
- 356, Dillon Miller (2012-14)
- 254, Cory Nesslage (1993-95)
- 196, Najee Jackson (2017-19)
- 170, Mason Bendigo (2015-18)
- 165, John Uribe (2011)
- 155, Ben Gomez (2012-13)
- 155, Graham Lindman (2014)



Brandon Gould - 2009 National Championship Game

Most Yards Gained:

- 10849, Cade Brister (2018-2022)
- 8546, Ben Kisner (2005-08)
- 7214, Max Brown (1995-98)
- 6710, Philip Staback (2009-10)
- 4440, Dillon Miller (2012-14)
- 3155, Cory Nesslage (1993-95)
- 2445, Najee Jackson (2017-19)
- 2259, Mason Bendigo (2015-18)
- 2204, John Uribe (2011)
- 2189, Ben Gomez (2012-13)



Donald Collier - 2011 vs. Culver-Stockton

Most Touchdown Passes:

- 97, Cade Brister (2018-2022)
- 70, Philip Staback (2009-10)
- 69, Ben Kisner (2005-08)
- 50, Max Brown (1995-98)
- 30, Dillon Miller (2012-14)
- 23, Cory Nesslage (1993-95)
- 19, John Uribe (2011)
- 18, Mason Bendigo (2015-18)
- 18, Najee Jackson (2017-19)
- 17, Emilia Salazar (2004)
- 17, Ben Gomez (2012-13)

RECEIVING

Most Passes Caught:

- 191, Payton Rose (2018-2022)
- 153, Andrew Helmick (2009-12)
- 147, Jaron Alexander (2012-15)
- 136, Matt Bramow (2008-10)
- 131, Steven Kennedy (2004-06)
- 130, Carlton Rivers (1995-98)
- 124, Rudy Fleming (2008-09)
- 123, Alex Robinson (2011-14)
- 120, Erik Henneman (2017-19)
- 111, Nash Sutherlin (2017-2021)

Most Yards Gained:

- 3366, Payton Rose (2018-2022)
- 2828, Andrew Helmick (2009-12)
- 2036, Rudy Fleming (2008-09)
- 1914, Matt Bramow (2008-10)
- 1909, Steven Kennedy (2004-07)
- 1666, Alex Robinson (2011-14)
- 1650, Carlton Rivers (1995-98)
- 1631, Jaron Alexander (2012-15)
- 1512, Denodus O'Bryant (2009-12)
- 1458, George Mumphard (2004-05)

Most Touchdown Passes Caught:

- 38, Payton Rose (2018-2022)
- 32, Andrew Helmick (2009-11)
- 24, Matt Bramow (2008-10)
- 21, Steven Kennedy (2004-06)
- 20: Jeff Caldwell (2022-)**
- 19, Rudy Fleming (2008-09)
- 19, Erik Henneman (2017-19)
- 15, George Mumphard (2004-05)
- 15, Denodus O'Bryant (2009-11)
- 13, Deantrell Prince (2016-17)
- 12, Mark Henrie (1994, 1996)

PUNTING

- Highest Average Per Punt (min. 100 punts):*
- 40.2, Edward Burns (2011-14)


INTERCEPTIONS

Most Interceptions:

- 14, Brandon Gould (2005-09)
- 13, Pierre Desir (2012-13)
- 12, Marcus Klund (2003-06)
- 10, Bakari Triggs (2015-17)
- 9, Ricky McCoy (2016-19)
- 8, Drew Seers (2017-)
- 6, Jake Sharp (2004-05)
- 6, Adarrrious Ross (2008-09)
- 6, Brock Reed (2009-12)
- 6, Connor Harris (2015-16)
- 6, Kai Ross (2021-2022)
- 5, Jared Shoemaker (2005-07)
- 5, Logen Wright (2005-09)
- 5, Justin Broome (2011-12)

Most Yards on Interception Returns:

- 247, Brandon Gould (2005-09)
- 241, Bakari Triggs (2015-16)
- 225, Justin Broome (2011-12)



Philip Staback
2009-10



Denodus O'Bryant
2009-12



Brandon Gould
2005-09



Pierre Desir
2012-13



PUNT RETURNS

Most Punt Returns:

- 39, Ricky McCoy (2016-19)
- 30, Rudy Fleming (2008-09)
- 29, Mike Bunton (2007-11)
- 29, Tre' Roby (2013-15)
- 29, Spencer Redd (2019-2023)
- 25, Thomas Christian (2007)
- 25, Wesley Thomas (2013-16)
- 21, Bobby Mason (2005)
- 18, Kendell Sparks (2016-17)
- 15, Aaron Williams (2004)
- 15, Ricky Moore (2006)

Most Yards on Punt Returns:

- 547, Mike Bunton (2007-11)
- 328, Thomas Christian (2007)
- 321, Spencer Redd (2019-2023)
- 288, Ricky McCoy (2016-19)
- 279, Rudy Fleming (2008-09)
- 236, Tre' Roby (2013-15)
- 230, Jamere Holland (2010)
- 230, Kendell Sparks (2016-17)
- 228, Bobby Mason (2005)
- 196, Therman McGowan (2011)

Most Touchdowns Scored on Punt Returns:

- 4, Mike Bunton (2007-11)
- 3, Therman McGowan (2011)
- 1, seven players

KICKOFF RETURNS

Most Kickoff Returns:

- 95, Spencer Redd (2019-2023)
- 50, Mike Bunton (2007-11)
- 48, Bakari Triggs (2015-17)
- 44, Denodus O'Bryant (2009-12)
- 39, Lavarrie Johnson (2014-15)
- 39, Tre' Roby (2013-15)
- 35, Leonard Durant (2005-08)
- 35, Kendell Sparks (2016-17)
- 29, Cameron Sanders (2018)
- 28, Andrew Helmick (2009-12)

Most Yards on Kickoff Returns:

- 2504, Spencer Redd (2019-2023)
- 1377, Denodus O'Bryant (2009-12)
- 1102, Bakari Triggs (2015-17)
- 1058, Mike Bunton (2007-11)
- 867, Kendell Sparks (2016-17)
- 791, Leonard Durant (2005-08)
- 780, Tre' Roby (2013-15)
- 759, Lavarrie Johnson (2014-15)
- 679, Andrew Helmick (2009-12)
- 616, Cameron Sanders (2018)
- 509, Nate Orlando (2007-08, 10)

Most Touchdowns Scored on Kickoff Returns:

- 8, Denodus O'Bryant (2009-12)
- 3, Spencer Redd (2019-2023)
- 2, Mike Bunton (2007-11)
- 2, Roren Thomas (2009)
- 1, Five Players

ALL-PURPOSE

Most Yards (since 2004):

- 6126, Denodus O'Bryant (2009-12)
- 3797, Andrew Helmick (2009-12)
- 3774, Spencer Redd (2019-2023)
- 3401, Payton Rose (2018-2022)
- 3217, Nash Sutherlin (2017-2021)
- 2879, Hakeem Abdullah (2006-07)
- 2851, DeDe Dorsey (2004-05)
- 2662, Mike Bunton (2007-11)
- 2502, Rudy Fleming (2008-09)
- 2500, Nate Orlando (2007-08, 10, 12)

SCORING

Most Points Scored:

- 372, Denodus O'Bryant (2009-12)
- 329, Halley Ferrell (2006-09)
- 275, James Neal (2010-13)
- 242 Logan Seibert (2021-)**
- 228, Payton Rose (2018-2022)
- 216, Andrew Helmick (2009-12)
- 198, Cade Brister (2018-2022)
- 186, Marceo Haywood (1998-99)
- 180, DeDe Dorsey (2004-05)
- 176, Dante Buscaglia (1998-00)

Most Touchdowns Scored:


- 62, Denodus O'Bryant (2009-12)

Most Field Goals Made:

- 40, Halley Ferrell (2006-09)

Most Extra Points Made by Kicking:

- 209, Halley Ferrell (2006-09)



Andrew Helmick
2009-12



Mike Bunton
2007-11



Pierre Desir - 2012 vs. Central Missouri



Mike Bunton - 2011 vs. Graceland



Denodus O'Bryant - 2012 vs. Nebraska-Kearney



With her husband, George Sibley, pioneer educator Mary Sibley founded Lindenwood as a school for young women in 1832. Lindenwood was committed to combining professional issues with academic pursuits, the social with the intellectual, and the spiritual with the physical. In short, Mary Sibley brought holistic higher education to the American frontier.

Lindenwood became a Presbyterian college in 1853 and still maintains a historical relationship with the Presbyterian Church. In 1918, Lindenwood became a four-year college, and in 1969, Lindenwood attempted to strengthen its financial base by becoming co-ed. The school altered its name in 1974. The Lindenwood Colleges referred to the school's individual operations for men and women and also to its accelerated evening program, the Lindenwood College for Individualized Education, and its graduate programs.

During the '70s and '80s, the school struggled with a changing economy and accumulated substantial indebtedness. Enrollments began to decline, and by the spring of 1989, the number of day students had dropped below 1,000. As well, institutional change during those decades had led to some loss of clarity of mission. In view of



these fiscal and cultural challenges, the Board of Directors resolved to "refound" the school by returning to the fundamental precepts of individualized, holistic, values-oriented higher education that combines the practical with the academic. A president experienced in financial management and organizational revitalization was hired to lead the whole Lindenwood community in its collective renewal initiative. The result was a period of rapid growth and innovation that enabled the college to become the higher-education leader that it is today.

At the height of its revival, Lindenwood College became Lindenwood University in 1997. Enrollment burgeoned, and new construction arrived in late 1997 with the Hyland Performance Arena. By 1998-99, the annual enrollment approached 9,500, the faculty was growing, and the school balanced its budgets and increased revenues.

In 2000, Lindenwood dedicated the first of eight new residence halls to be constructed over the next decade—the first such construction in more than 30 years. In 2002, Lindenwood built the beautiful new Spellmann Campus Center. The 136,000-square-foot J. Scheidegger Center for the Arts opened in 2008.

The growth has not slowed. Additional construction has included expansion and renovation of Harmon Hall, now the home of the Robert W. Plaster School of Business and Entrepreneurship, and the 120,000-square-foot Evans Commons opened to great fanfare in 2011. A new athletics building was added in 2012 adjacent to Harlen Hunter Stadium, corresponding with Lindenwood's transition to the NCAA Division II.

Lindenwood opened in 2017 a 100,000-square-foot Library and Academic Resources Center at the front of the campus. The building serves as a hub for student services and academics.

Academically, Lindenwood has grown as well with extension of its longstanding general accreditation, the addition of numerous specialized accreditations for individual programs, and the addition of a number of degree programs, including the school's first doctoral degrees in the School of Education.

Mary Sibley ran a tightly managed school with a resourceful spirit and a clear purpose. She would have been proud of today's Lindenwood.

