



MATCHUP

LINDENWOOD



2-3, 1-0 BS/OVC

TENNESSEE STATE



3-2, 1-1 BS/OVC

Series History
TENNESSEE STATE LEADS 1-0

GAME PREVIEW

The Lindenwood football team (2-3, 1-0 BS/OVC) returns home for another Association matchup, taking on Tennessee State (3-2, 1-1 BS/OVC). Kickoff from Hunter Stadium is set for 1:00 p.m.

Last week, the Lions rallied from down 17-0 at halftime to defeat Eastern Illinois on the road, 28-25. Nate Glantz and Jeff Caldwell connected on four touchdowns in the second half. Caldwell has now hauled in seven touchdowns over the last three games and its the second-consecutive game with at least four touchdowns for Glantz.

The last time Lindenwood was down by at least 17 points in which it came back to win was last season at Western Illinois, Caldwell also had four touchdown grabs in that contest in what ended as a 43-40 victory for the Black and Gold.

For his efforts, Caldwell was named the Big South-OVC Association Offensive Player of the Week after finishing the day with four catches for 115 yards and those four scores. So far this season, the 6-5 wideout ranks in the top 10 in five offensive categories among all FCS receivers. He is tied for first in receiving touchdowns, while ranking second in receiving yards (508), sixth in receiving yards per game (101.6) and is tied for 10th in yards per catch (22.1)

Cortez Jones continued his solid play out of the backfield on Saturday, going for his second-straight 100-yard game after posting 104 yards on 20 carries. He also caught one pass for 19 yards. So far this season, Jones is averaging 7 yards per carry, which ranks third in the Big South-OVC.

Defensively, the Lions held the Panthers to just 195 yards in the second half and were led by Vincent King who had a team-high 10 stops. King ranks second in the Association in tackles so far this season with 45.

Tennessee State enters the matchup with a 3-2 record and are coming off a 13-9 win over Charleston Southern last week.

PLAYERS TO WATCH



Cortez Jones
6-0 | 238
Sr. | RB



Jeff Caldwell
6-5 | 200
Jr. | WR



Jordan Knapke
6-2 | 212
Sr. | DB



Vincent King
6-0 | 231
Sr. | LB

LINDENWOOD LEADERS



PASSING

Nate Glantz (75-for-123, 942 yards, 7 TD, 3 rushing TD)
Tyler Kubat (5-for-7, 115 yards, 1 TD)



RUSHING

Cortez Jones (46 attempts, 321 yards, 2 TD)
Steve Hall (39 attempts, 226 yards)
Robert Giaimo (23 attempts, 109 yards, 1 TD)



RECEIVING

Jeff Caldwell (23 catches, 508 yards, 7 TD)
Reece Thomas (10 catches, 125 yards, 1 TD)
Abe Haerr (8 catches, 109 yards)
Drew Kroboth (7 catches, 90 yards)



DEFENSE

Vincent King (45 tackles, 27 solo, 18 assists, 2.5 TFL, 3 QBH)
Devon Edwards (36 tackles 19 solo, 17 assists, 2 QBH)
Jordan Knapke (26 tackles, 19 solo, 7 assists)
Jacob Waller (24 tackles, 18 solo, 6 assists, 2 TFL, 1 sack)
Jaylan Wesley (20 tackles, 14 solo, 6 assists, 1 PBU)

QUICK FACTS

LINDENWOOD



Mascot: Lions
Location: St. Charles, Mo.
Colors: Black & Gold
Head Coach: Jed Stugart
Career Record: 129-58
Lindenwood Record: 38-34

TENNESSEE STATE



Mascot: Tigers
Location: Nashville, Tenn.
Colors: Blue & White
Head Coach: Eddie George
Career Record: 18-20
School Record: 18-20

GAME INFORMATION

SATURDAY, OCTOBER 5 | 1:00 P.M. | HUNTER STADIUM | ST. CHARLES, MO.

Watch | ESPN+ (tinyurl.com/3u568utc)

Stats | tinyurl.com/2kbv2psb

Radio | 89.1 KCCLC



 #22 UNIVERSITY OF KANSAS JAYHAWKS	Head Coach Lance Leipold Career: 163-60 School: 17-21	AUGUST 29, 2024 6:00 PM CHILDREN'S MERCY PARK KANSAS CITY, KAN.	
 #9 UNIVERSITY OF CENTRAL ARKANSAS BEARS	Head Coach Nathan Brown Career: 37-29 School: 37-29	SEPTEMBER 7, 2024 6:00 PM HARLEN C. HUNTER STADIUM ST. CHARLES, MO.	
 MISSOURI STATE UNIVERSITY BEARS	Head Coach Ryan Beard Career: 4-7 4-7	SEPTEMBER 14, 2024 6:00 PM ROBERT W. PLASTER STADIUM SPRINGFIELD, MO.	
 UNIVERSITY OF ST. THOMAS TOMMIES	Head Coach Glenn Caruso Career: 158-42 School: 152-30	SEPTEMBER 21, 2024 1:00 PM HARLEN C. HUNTER STADIUM ST. CHARLES, MO.	
 EASTERN ILLINOIS UNIVERSITY PANTHERS	Head Coach Chris Wilkerson Career: 61-39 School: 10-12	SEPTEMBER 28, 2024 2:00 PM O'BRIEN FIELD CHARLESTON, ILL.	
 TENNESSEE STATE UNIVERSITY TIGERS	Head Coach Eddie George Career: 15-18 School: 15-18	OCTOBER 5, 2024 1:00 PM HARLEN C. HUNTER STADIUM ST. CHARLES, MO.	
 CHARLESTON SOUTHERN UNIVERSITY BUCCANEERS	Head Coach Gabe Giardina Career: 41-24 School: 4-7	OCTOBER 12, 2024 1:00 PM HARLEN C. HUNTER STADIUM ST. CHARLES, MO.	
 GARDNER-WEBB UNIVERSITY RUNNIN' BULLDOGS	Head Coach Chris Reisert Career: 40-11 School: 0-0	OCTOBER 19, 2024 3:00 PM SPANGLER STADIUM BOILING SPRINGS, N.C.	
 WESTERN ILLINOIS UNIVERSITY LEATHERNECKS	Head Coach Joe Davis Career: 0-0 School: 0-0	OCTOBER 26, 2024 2:00 PM HARLEN C. HUNTER STADIUM ST. CHARLES, MO.	
 TENNESSEE TECHNOLOGICAL UNIVERSITY GOLDEN EAGLES	Head Coach Bobby Wilder Career: 77-56 School: 0-0	NOVEMBER 2, 2024 1:30 PM TUCKER STADIUM COOKEVILLE, TENN.	
 #13 SOUTHEAST MISSOURI STATE UNIVERSITY REDHAWKS	Head Coach Tom Matukewicz Career: 55-59 School: 54-59	NOVEMBER 9, 2024 1:00 PM HARLEN C. HUNTER STADIUM ST. CHARLES, MO.	
 UT MARTIN SKYHAWKS	Head Coach Jason Simpson Career: 115-87 School: 115-87	NOVEMBER 23, 2024 2:00 PM HARDY M. GRAHAM STADIUM MARTIN, TENN.	

ALL GAME TIMES ARE CST | All records are entering 2024 season



NUMBERS TO KNOW

60

Jeff Caldwell has six career touchdowns of at least 60 or more yards. He hauled in a 74-yard touchdown grab last week against Eastern Illinois

7

Cortez Jones is averaging seven yards per carry this season, which ranks third in the Big-South OVC

145

Lindenwood ranks second in the Big-South OVC, compiling an average of 145 rushing yards per game so far this season

73

Nate Glantz has completed 73 percent of his passes over the last two weeks, going 27-for-37. Both have been Lindenwood victories

OPENING DRIVE

- The Lindenwood football team (2-3, 1-0 BS/OVC) returns home for another Association matchup, taking on Tennessee State (3-2, 1-1 BS/OVC). Kickoff from Hunter Stadium is set for 1:00 p.m.
- The Lions are coming off a thrilling 28-25 victory last week over Eastern Illinois. After trailing 17-0 at halftime, Lindenwood stormed back behind Nate Glantz and Jeff Caldwell to earn the win.
- The game came down to a last second field goal attempt from the Panthers that was wide right. Teams are now 1-for-6 on field goals against the Lions this season.
- All four of Caldwell's touchdown catches came in the second half. This is his second-career game with at least four scores. The other was last season on the road at Western Illinois. The Lions also trailed by 17 in that game and came back to win.
- Lindenwood held the Panthers to just 195 yards in the second half and the defense was led by Vincent King who had 10 tackles. King has 45 stops on the year so far, second most in the Big South-OVC.
- This will be the second meeting between Lindenwood and Tennessee State. The Tigers picked up a 43-20 victory in Nashville last season. Caldwell had a 65-yard touchdown reception in that game.
- The Tigers enter the matchup with a 3-2 record and are coming off a 13-9 win at home against Charleston Southern a week ago.
- Tennessee State has yet to win a road game this season as they are 0-2 so far in 2024 in such games.



JED STUGART | HEAD COACH | EIGHTH SEASON



Jed Stugart is in his eighth season as the Lindenwood football head coach in 2024. Stugart has been a head coach for 18 seasons and has an all-time record of 129-58.

Under the direction of Stugart in 2023, Lindenwood finished the year with a 3-7 record, with two of those wins coming at home. The Lions opened the season with a convincing 77-9 win over Wisconsin-Stevens Point. In the rout, Lindenwood scored 56 points in the first half, breaking the program record for most points in a first half. Lindenwood took down Tennessee Tech 23-0 on October 7, marking the programs first shutout since 2015.

The Lions totaled four all-conference selections, and six weekly accolades in their first year in the Big South-DVC Association. Jeff Caldwell was a first team selection as a wide receiver, as he led the conference in receiving touchdowns with eight, including hauling in four in a 43-40 comeback win over Western Illinois on September 16.

In its first NCAA Division I season, Stugart guided the Lions to a 7-3 record, including a 4-1 mark inside Hunter Stadium. Lindenwood picked up a thrilling 21-20 road win over Houston Baptist, as they blocked a punt with 28 seconds left, which was recovered in the end zone for a game-winning score. Lindenwood earned another road victory on October 8 in a 52-49 win over Central Arkansas, which was the start of a four-game winning streak. During that stretch, Lindenwood earned its first win inside conference play after defeating Murray State in week six. The Lions received votes in the FCS weekly poll on three different occasions during the year.

Stugart helped produce one of the most successful quarterbacks in program history. Cade Brister capped off his career as the school's leader in passing yards, passing touchdowns, and total offense. The O'Fallon, Mo. native holds nearly every passing record, and is the only player in program history to pass for over 10,000 yards in a Lindenwood uniform, while being the only quarterback to rush for over 1,000 yards in his career. Brister is the only player to be named all-conference by three different leagues. Payton Rose set the all-time mark for receiving yards in a career with 3,366, while hauling in a program best 38 scores across his four-year career and was part of an offense that ranked fourth in NCAA Division I FCS with 509.1 yards per game in 2022.

In 2021, the Lions won their second-consecutive GLVC Championship with another perfect season in league play. Lindenwood closed out the season with a 9-3 record, while going 7-0 in the conference. For the second time in as many seasons in the GLVC, Stugart was named Coach of the Year. Stugart was joined by Drew Seers (defense), Spencer Redd (special teams), and Robert Giaimo (freshman) as major award winners.

The Lions accumulated 21 all-conference selections, while Seers went on to collect two first-team All-American honors. Seers was also voted as a finalist for the Cliff Harris award, which recognizes the top defensive player in the country. Seers was named the D2Football.com Defensive Player of the Year in his final season with the Lions. Lindenwood earned its second appearance in the NCAA Division II Football Playoffs for the second time since joining the NCAA. Academically, the Lions compiled three CoSIDA Academic All-District selections, while two moved on to earn Academic All-American accolades.

In week three of the season, the Lions tied the program record for most rushing touchdowns in a game with eight. Cade Brister ran the ball in five times, which was the most by an individual in 16 years. Lindenwood went into Kirksville, Mo. to upset No. 18 Truman State with the help of three rushing scores from Robert Giaimo. The following week, the Lions earned a win over Quincy with the help of three interceptions from Kai Ross, and a kick return for a touchdown by Spencer Redd. Just two weeks later, Redd returned a punt return for a touchdown for the first time in nine years. Lindenwood capped off the regular season with a win over McKendree, marking 14-consecutive wins for the Lions in the conference.

In the summer of 2020, Lindenwood earned a ranking of No. 13 in the Street and Smith Preseason Poll, while receiving the No. 17 spot in the LINDY'S Sports Preseason Poll. Drew Seers was featured on the College Football American Yearbook Division II Preseason Starting Lineup. Due to the COVID-19 pandemic, the start of the 2020 season was delayed. On October 6, 2020, the GLVC Council of Presidents voted to move the season into the spring semester, which featured a shortened schedule. On March 18, 2021, the Lindenwood football program opted out of the spring season out of concern for the health and well-being of the student-athletes.

Lindenwood had its best year in the NCAA era during the 2019 season, as the Lions earned a berth in the 2019 NCAA Division II Playoffs for the first time in school history. Stugart was named the 2019 GLVC Coach of the Year as the Lions posted a 9-4 overall record, with a perfect 7-0 record in the GLVC to capture the 2019 GLVC Championship. The Lions set four school records over the course of the season, while breaking one game record. Lindenwood rewrote four individual game records and 12 individual season records over the course of 2019.

Lindenwood garnered the GLVC Defensive Player of the Year in Drew and the GLVC Offensive Player of the Year in Cade Brister. Seers was named first-team All-American (Associated Press, AFCA, D2CCA), and

second-team All-American

(D2Football.com). Brister earned honorable-mention

All-American (D2Football.com) recognition and was nominated as a Harlon Hill candidate. Erik Henneman was named second-team All-American (D2Football.com). Seers was named first-team all-region, while Henneman and Payton Rose each earned second-team all-region honors. Lindenwood tallied nine first-team all-GLVC players, with four second-team all-GLVC members, and two more on the honorable-mention list. The Lions earned GLVC Player of the Week 10 times, splitting five on each side of the ball.

Lindenwood ranked eighth in the country with 303 first downs, while standing ninth in the nation with 301.1 passing yards per game. The Lions ranked 16th in NCAA Division II with a 62.4 completion percentage. Stugart and the Lions closed out the 2019 season ranked No. 25 in the final AFCA Division II Coaches Poll of the year. Stugart led the Lions to a 5-1 record at home, including upset victories over No. 24 Truman State and No. 8 Ulm. Lindenwood won a thrilling 45-37 road victory over McKendree in the NCAA Division II Football Showcase Game of the Week. The Lions pulled off a come-from-behind victory over Truman State after rattling off 21 points in the fourth quarter. Lindenwood executed the perfect inside kick, which led to the game-winning touchdown. Lindenwood shocked the conference with a seven-point victory over Ulm, handing the Greyhounds their first conference loss in more than three years. Cade Brister set multiple school records during the game, as he completed 38 passes for 541 yards. The Lions closed out their home slate against Missouri S&T, sending out its senior class in thrilling fashion. On the final play of regulation, Jordan Perry blocked the field goal attempt by the Miners to send the game into overtime. The Lions scored the lone touchdown in the overtime period, giving Lindenwood its most home victories since the 2011 season.

Stugart and the Lions advanced to the NCAA Division II Playoffs for the first time since joining the NCAA, and proved the doubters wrong. Lindenwood faced No. 5 Ouachita Baptist who stood undefeated on the season. The Lions fought their way to a 41-38 victory over the Tigers, earning their first playoff win since the 2009 season.

In 2018, Stugart led the Lions to 4-7 season with all wins coming on the road. The offense averaged the most plays per





game in a single season with 76.0 during the 2018 season. Lindenwood placed 12 players on the all-MIAA football teams, including two first-team honorees. The two first-team selections were the most for Lindenwood since the 2015 season. The Lions had a record-setting game against Missouri Southern in a 51-13 victory in the second game of the season. Lindenwood scored seven touchdowns which tied for second in program history in a single game.

After scoring 42 points in a week three loss, Stugart guided the Lions to their first win over Emporia State in program history with a 48-41 victory. Lindenwood capped off the year with a wild 21-point fourth-quarter comeback victory over Missouri Western. The Lions scored with less than two minutes left in the game on an 11-play 99-yard drive. Lindenwood recovered the ensuing onside kick, and drove down to score the game-winning touchdown with 36 seconds left in the game.

The 2018 season was highlighted by All-American tight end Erik Henneman. Henneman was named first-team All-American by the AFCA, D2CCA, and D2Football.com after hauling in nine touchdowns on 57 receptions for 639 yards. Joining Henneman on the first-team all-MIAA list was senior defensive lineman Jonathan Harris. Harris was named first-team all-MIAA for the second-straight season as he amassed 11.5 tackles for loss and had six sacks in his final season with the Lions. Stugart had 12 Lions earn all-MIAA honors. Following the 2019 NFL Draft, Harris signed a training camp invite deal with the Chicago Bears.

In his first season at Lindenwood, Stugart led the Lions to their best season in five years. Lindenwood won four games, including a road victory at Pittsburg State, one of the toughest places to play in the MIAA. The Lions were also much more competitive in their other games, and they improved their scoring margin by nearly eight points a game. Statistically, Lindenwood had both its top offensive and defensive numbers since the program's first year in the MIAA. The biggest change Stugart made, though, was improving the program's culture, and building the blocks for future success, including signing the largest recruiting class during Lindenwood's NCAA era in 2018. Stugart coached 13 players that earned all-MIAA honors, the highest mark for the program since Lindenwood joined the MIAA. Among the honorees was Jonathan Harris earning first-team all-MIAA honors on the defensive line.

Stugart was the head football coach at Sioux Falls from 2010-16, and turned the program into one of the top ones in NCAA Division II. In seven seasons, he had a record of 65-17, including a 32-5 mark over the last three years. In his first season in 2010, Stugart led the Cougars to a conference championship, and the team advanced to the NAIA National Championship game. The program began the transition to the NCAA Division II level after that. Sioux Falls won 20 games over the next three years, including a 9-2 mark in its first season as a member of the Northern Sun Intercollegiate Conference (NSIC) in 2012.

Over his final three seasons at the school, Stugart and Sioux Falls took the next step and became one of the top teams in the country. The Cougars went to the postseason all three years with a victory in the Mineral Water Bowl in 2014 and NCAA Tournament appearances in both 2015 and 2016. Sioux Falls won its first NSIC Championship this past season with a perfect 11-0 regular season mark, and it won its first NCAA Tournament game with a 34-21 first-round win over Azusa Pacific. Stugart was named the NSIC Coach of the Year and a NCAA Regional Coach of the Year after the Cougars finished the regular season in the top-five in the national rankings.

Stugart earned a bachelor's degree from Azusa Pacific University in 1995 and a master's degree from Northern Colorado in 2003. He earned three letters as a linebacker from Azusa Pacific. Stugart and his wife, Angie, have a son, Gunner, and a daughter, Gracie.

COACHING CAREER

YEAR	SCHOOL	OVERALL RECORD	CONF. RECORD
2006	MidAmerica Nazarene	7-3	7-3
2007	MidAmerica Nazarene	9-3	8-2
2008	MidAmerica Nazarene	10-1	10-0
2010	Sioux Falls	13-1	10-0
2011	Sioux Falls	5-4	0-0
2012	Sioux Falls	9-2	9-2
2013	Sioux Falls	6-5	6-5
2014	Sioux Falls	11-1	11-1
2015	Sioux Falls	9-3	9-2
2016	Sioux Falls	12-1	11-0
2017	Lindenwood	4-7	4-7
2018	Lindenwood	4-7	4-7
2019	Lindenwood	9-4	7-0
2020	Lindenwood	-	-
2021	Lindenwood	9-3	7-0
2022	Lindenwood	7-3	1-3
2023	Lindenwood	3-7	1-5
2024	Lindenwood	2-3	1-0
Career	18th Year	129-58	106-37





DUSTY HOVORKA | OFFENSIVE COORDINATOR / QUARTERBACKS COACH | EIGHTH SEASON



Dusty Hovorka is in his eighth season in 2024 as Lindenwood's offensive coordinator.

During the 2023 season, Hovorka coached first team all-conference selection Jeff Caldwell at wide receiver. The Louisville, Ky. native led the Big South-DVC in touchdowns with eight, including four against Western Illinois in a thrilling 43-40 win on September 16. Caldwell earned conference weekly honors on the offensive side of the ball one time during season. Lindenwood put up 56 points in the first half against Wisconsin-Stevens Point, setting a new program record for points in a first half. Overall, the Lions finished the year with four all-conference selections.

In its first NCAA Division I season, the Lions went 7-3 record, including a 4-1 mark inside Hunter Stadium. Lindenwood picked up a thrilling 21-20 road win over Houston Baptist, as they blocked a punt with 28 seconds left, which was recovered in the end zone for a game-winning score. Lindenwood earned another road victory on October 8 in a 52-49 win over Central Arkansas, which was the start of a four-game winning streak. During that stretch, Lindenwood earned its first win inside conference play after defeating Murray State in week six. The Lions received votes in the FCS weekly poll on three different occasions during the year. The Lions accumulated 10 all-conference selections and nine DVC weekly accolades, while Kobe McClendon was named a Stats Perform FCS Freshman All-American after an impressive 2022 campaign.

In 2021, the Lions won their second-consecutive GLVC Championship with another perfect season in league play. Lindenwood closed out the season with a 9-3 record, while going 7-0 in the conference. Robert Giaimo was named the GLVC Freshman of the Year as a running back. The Lions accumulated 21 all-conference selections,

including 10 on the offensive-side of the ball. Lindenwood earned its second appearance in the NCAA Division II Football Playoffs for the second time since joining the NCAA. Academically, the Lions compiled three CoSIDA Academic All-District selections, while two moved on to earn Academic All-American accolades.

In week three of the season, the Lions tied the program record for most rushing touchdowns in a game with eight. Cade Brister ran the ball in five times, which was the most by an individual in 16 years. Lindenwood went into Kirksville, Mo. to upset No. 18 Truman State with the help of three rushing scores from Robert Giaimo. Lindenwood capped off the regular season with a win over McKendree, marking 14-consecutive wins for the Lions in the conference.

In the summer of 2020, Lindenwood earned a ranking of No. 13 in the Street and Smith Preseason Poll, while receiving the No. 17 spot in the LINDY'S Sports Preseason Poll. Due to the COVID-19 pandemic, the start of the 2020 season was delayed. On October 6, 2020, the GLVC Council of Presidents voted to move the season into the spring semester, which featured a shortened schedule. On March 18, 2021, the Lindenwood football program opted out of the spring season out of concern for the health and well-being of the student-athletes.

The Lions had one of their most successful seasons on offense in 2019, as Hovorka helped lead the Lions to a GLVC Championship. Lindenwood earned its first appearance in the NCAA Division II Playoffs, as the Lions went 9-4 on the season with a 7-0 mark in conference play. Hovorka guided 2019 GLVC Offensive Player of the Year Cade Brister to a record-setting season. The offense set four team records for the season, while Brister broke four individual game records for the Lions. Lindenwood ranked eighth in the country with 303 first downs, while ranking ninth in the nation with 301.1 passing yards per game.

Lindenwood averaged 31.7 points per game, while its 428.9 yards per game ranked 33rd in NCAA Division II. Erik Henneman was named second-team All-American and second-team all-region (D2Football.com) after posting 699 yards with 10 touchdowns. Payton Rose set a new school record with 15 receiving touchdowns, and added 1,168 yards to earn second-team all-region (D2Football.com) recognition. Brister set seven individual season records to earn honorable-mention All-American (D2Football.com) honors, as his season was highlighted with 3,779 passing yards and 39 touchdowns.

Najee Jackson set a new school mark with 72 receptions in his final season, as the Lions held the top-four spots in the conference in receptions per game. All four individual game records were achieved when the Lions upset No. 8 Ulndy. Brister completed 38 passes on 59 attempts for 541 yards, and totaled 554 total yards of offense.

Hovorka coached six first-team All-GLVC players on offense, while placing one on the second team, and another on the honorable-mention list. The success was a team effort, as three offensive linemen, two receivers, one running back, one tight end, and one quarterback made up the all-conference selections on offense. Lindenwood compiled five GLVC Offensive Player of the Week honors, as Brister tallied three weekly awards.



Lindenwood compiled 602 yards of offense against Ulndy as part of the record-setting day. The Lions threw for 300 yards or more in six different games, including five-straight. The ground game averaged 4.2 yards per carry, as the offense broke off 251 rushing yards against Southwest Baptist.

In his second season, Hovorka helped the offensive production increase from a season ago, scoring 28.8 points per game. The Lindenwood offense ranked in the top-25 in the nation with an 85.7 percent success rate in the red zone. The Lions scored 41 points or more in three-straight games, including a 51-point effort against Missouri Southern. Junior tight end Erik Henneman broke the school record for touchdown receptions in a game with four.

Lindenwood earned its first win over Emporia State in a 48-41 victory in the fourth game of the season. The Lions put up 24 points against No. 10 Pittsburg State and 17 points against No. 11 Northwest Missouri, both above their season average in points allowed. Nash Sutherlin broke free against Pittsburg State for an 87-yard touchdown run, one yard shy of the school record.

Lindenwood capped off the year with a wild 21-point fourth-quarter comeback victory over Missouri Western. The Lions scored with less than two minutes left in the game on an 11-play 99-yard drive. Lindenwood recovered the ensuing onside kick, and drove down to score the game-winning touchdown with 36 seconds left in the game.

Hovorka played a key part in the success of freshman quarterback Cade Brister who ranks near the top of multiple school records after just one season. Brister was responsible for 27 touchdowns, ranking right behind two of the greatest quarterbacks in program history (Philip Staback and Ben Kisner). Hovorka helped aid the production of first-team All-American tight end Erik Henneman. Along with Henneman, the Lindenwood offense tallied four other All-MIAA honorees, including second-team offensive lineman Lucas Beddow. Earning honorable-mention recognition were Brister, Sutherlin, and Cameron Sanders.

In his first season at Lindenwood, Hovorka had a new quarterback under center, and a new-look offensive line. Despite the changes, the Lions still improved their offense by nearly half a point a game, and gained 26.1 more yards per game. Lindenwood jumped one spot in the MIAA in scoring offense, and four spots in total offense. The program had its highest scoring offense and total offense since its 2012 campaign.

Hovorka helped three offensive players earned third-team All-MIAA honors in running back Calen Campbell, wide receiver Deantrell Prince, and offensive lineman Akil Williams. Three other offensive players also earned honorable mention accolades.

Hovorka is married to Kari Keating.

**ERIC INAMA | DEFENSIVE COORDINATOR / SAFETIES | EIGHTH SEASON**

Eric Inama is in his eighth season on the Lindenwood football coaching in 2024. He was promoted to defensive coordinator prior to the 2019 season.

In 2023, Inama led a defensive unit who boasted two all-conference selections in Kobe McClendon and Ethan Stuhlsatz. McClendon finished the year with 6.5 sacks, fourth most in a single season in program history. During the year, Lindenwood garnered a pair of Defensive Player of the Week honors. Inama guided the defense to its first shutout since 2015 in a 23-0 win over Tennessee Tech during week six of the season. Academically, Lindenwood compiled five CSC Academic All-District selections.

In 2021, the Lions won their second-consecutive GLVC Championship with another perfect season in league play. Lindenwood closed out the season with a 9-3 record, while going 7-0 in the conference. For the second time in as many seasons in the GLVC, Drew Seers was named Defensive Player of the Year. The Lions accumulated 21 all-conference selections, including nine of the defensive unit. Seers went on to collect two first-team All-American honors and was voted as a finalist for the Cliff Harris award, which recognizes the top defensive player in the country. Seers was named the D2Football.com Defensive Player of the Year in his final season with the Lions. Lindenwood earned its second appearance in the NCAA Division II Football Playoffs for the second time since joining the NCAA. Academically, the Lions compiled three CoSIDA Academic All-District selections, while two moved on to earn Academic All-American accolades.

The Lions earned a win over Quincy with the help of three interceptions from Kai Ross, which tied a program record. The Lions collected 18 interceptions to rank fifth in school history. Ross (6) and Seers (5) reached the top-six in the program record book for interceptions in a season. Jordan Perry finished the season with 11 pass breakups to rank second in school history. Lindenwood capped off the regular season with a win over McKendree, marking 14-consecutive wins for the Lions in the conference.

In the summer of 2020, Lindenwood earned a ranking of No. 13 in the Street and Smith Preseason Poll, while receiving the No. 17 spot in the LINDY'S Sports Preseason Poll. Drew Seers was featured on the College Football American Yearbook Division II Preseason Starting Lineup. Due to the COVID-19 pandemic, the start of the 2020 season was delayed. On October 6, 2020, the GLVC Council of Presidents voted to move the season into the spring semester, which featured a shortened schedule. On March 18, 2021, the Lindenwood football program opted out of the spring season out of concern for the health and well-being of the student-athletes.


In 2019, Inama helped Lindenwood to one of its best seasons in the NCAA era, as the Lions went 9-4 on the year with a perfect 7-0 mark in conference play to capture the GLVC Championship. Lindenwood earned a berth in the 2019 NCAA Division II Playoffs, while defeating No. 5 Ouachita Baptist in the first round. Inama aided Drew Seers in his achievement of the GLVC Defensive Player of the Year. Seers was named first-team All-American (Associated Press, AFCA) and second-team All-American (D2Football.com). Seers earned first-team all-region (D2Football.com) recognition after his outstanding season. Inama and the defense garnered three members on the first-team all-GLVC, and three players earned second-team all-GLVC honors. Lindenwood tallied five GLVC Defensive Player of the Week honors, as Seers earned the award three different times. Seers set a new school record with 99 assisted tackles, and compiling 17.0 tackles for loss. Tayvian Weary earned first-team all-GLVC, as he tied the school record for sacks in a season with 7.5.

Lindenwood accumulated 10 interceptions and 10 fumble recoveries on the season. The Lions had 14 different players register a takeaway, as three different players forced at least one fumble. The defense averaged 2.1 sacks per game, and tallied 5.0 tackles for loss per game. Inama and the defense close out the game against Ouachita Baptist with an interception to secure the first victory in the NCAA Division II Playoffs for the Lions. Lindenwood closed out the game against No. 24 Truman State with a fumble recovery on the final play of the game to solidify the upset. The defense repeated its performance against Saginaw Valley, as the Lions recovered a fumble on the last play to secure the victory. In the final home game of the year, Inama and the defense stood strong in overtime by stopping Missouri S&T on fourth down to win the game.

In his second year, Inama helped Lindenwood allow the fewest yards since the 2013 season. The Lions allowed 385.3 yards per game, the best mark for the Lions in the last eight years. In week two, the Lions allowed just 33 passing yards against Missouri Southern which was the second-lowest mark in program history.

Inama saw great production from the safety position, as Darrius Williams and Grady Daniels were named to the all-conference team. Williams posted his second-straight 100-plus tackle season to earn third-team all-MIAA, ranking fifth in the season record books ranking behind Connor Harris. Daniels earned honorable-mention all-MIAA recognition after posting 103 tackles, and registered one of the two interceptions returned for a touchdown for the Lions.

Inama saw success as the special team's coordinator, as Cameron Sanders tallied 198 kickoff returns yards against Central Oklahoma to set a new school record. The Lions had two kickoff returns for a touchdown, one of which led to D'Harius Brown earning MIAA Special Teams Player of the Week. Sanders was named honorable-mention all-MIAA as a kick returner after setting the school record for kickoff returns (29) and kickoff return yards (616) in a single season.



In his first season at Lindenwood, Inama played a big role in Lindenwood's defense improving by over seven points and nearly 100 total yards a game. The Lions ranked third in the MIAA by allowing 207.7 passing yards a game, and were ranked third by allowing 6.0 yards per attempt. Lindenwood improved its passing defense by 104.4 yards a game. Lindenwood also had one of the top special teams units in the MIAA under Inama. The Lions ranked in the top three in both punt returns and kickoff returns, the only conference school that could claim that. The Lions also ranked in the top half of the MIAA in net punting, field-goal kicking, and PAT kicking.

Inama coached five all-conference performers. On defense, Bakari Triggs was a second-team selection, Darrius Williams was a third-team pick, and Ace Rogers was honorable mention. On special teams, Kendell Sparks was second-team all-MIAA as a return, and punter Michael Crowder was named honorable mention all-conference.

Inama came to Lindenwood from the University of Sioux Falls, where he served as the defensive backs/special teams coordinator from 2014-2016. In that three-year span, the Cougars went 32-5. Sioux Falls intercepted 66 passes and returned 12 of those interceptions for touchdowns. Sioux Falls was nationally-ranked and made the postseason in all three of those seasons. Last year, the program won the NSIC Championship and advanced to the second round of the NCAA Tournament.

Among the top players Inama coached were John Tidwell and Solomon St. Pierre. Tidwell was a three-time first-team all-NSIC pick, and St. Pierre won back-to-back first-team honors. St. Pierre also won numerous All-American honors, and Tidwell was an Academic All-American. Last season, three defensive backs earned first or second-team all-NSIC accolades. Inama also coached one of the top special teams units in the NSIC. In 2016, the Cougars ranked third nationally in kickoff returns and 27th in punt returns. Sioux Falls also ranked in the top-20 in kickoff returns in 2014, and in the top-20 in punt returns in 2014 and 2015. Inama was also an assistant coach at Sioux Falls from 2007-2009. He helped the Cougars win back-to-back NAIA National Championships in 2008 and 2009, and finish second nationally in 2007. Sioux Falls also won conference titles all three of those seasons, and had the NAIA's No. 1 defense in 2008 and 2009.

From 2010-2012, Inama was the defensive coordinator at Midland University. In his first season, he helped Midland have its most successful season in 16 years. The Warriors went 8-3 and finished the year ranked 22nd in the NAIA. That squad was ranked second in pass defense efficiency, sixth in scoring defense, and 11th in total defense. In 2011, Midland was 17th nationally in total defense and third in creating turnovers.

Inama was a three-time letterwinner at Delaware Valley College. He was a part of a program that went 21-3 during a two-year run that included the 2003 ECAC Bowl Championship and 2004 Middle Atlantic Championship. The 2004 team reached the NCAA Division III Tournament Quarterfinals. Inama graduated from Delaware Valley College in 2005 with a degree in business administration. He also holds an MBA from Sioux Falls in 2010. Eric is married to his wife, Kaylene, and they have one son, Kade.





BRYAN BALDWIN | SPECIAL TEAMS COORDINATOR / CORNERS COACH | NINTH SEASON



Bryan Baldwin is in his ninth season on the Lindenwood football coaching staff in 2024. Baldwin is in his fifth season as the defensive backs coach, after spending two years as the running backs coach. After a successful 2019 campaign, Baldwin was promoted to special teams coordinator.

During the 2023 season, Baldwin led the special teams unit to two player of the week honors. Jeff Caldwell blocked a pair of punts during the season opener against Wisconsin-Stevens Point, returning one for a touchdown. In week six, Spencer Redd took the opening kickoff to the house against Tennessee Tech. For his efforts during the year, Redd was tabbed a first team all-conference performer as a kickoff return specialist.

In its first NCAA Division I season, the Lions went 7-3 record, including a 4-1 mark inside Hunter Stadium. Lindenwood picked up a thrilling 21-20 road win over Houston Baptist, as they blocked a punt with 28 seconds left, which was recovered in the end zone for a game-winning score. Lindenwood earned another road victory on October 8 in a 52-49 win over Central Arkansas, which was the start of a four-game winning streak. During that stretch, Lindenwood earned its first win inside conference play after defeating Murray State in week six. The Lions received votes in the FCS weekly poll on three different occasions during the year. The Lions accumulated 10 all-conference selections and nine OVC weekly accolades, while Kobe McClendon was named a Stats Perform FCS Freshman All-American after an impressive 2022 campaign.

In 2021, the Lions won their second-consecutive GLVC Championship with another perfect season in league play. Lindenwood closed out the season with a 9-3 record, while going 7-0 in the conference. For the second time in as many seasons in the GLVC, Drew Seers was named Defensive Player of the Year. The Lions accumulated 21 all-conference selections, including nine of the defensive unit. Seers went on to collect two first-team All-American honors and was voted as a finalist for the Cliff Harris award, which recognizes the top defensive player in the country. Seers was named the D2Football.com Defensive Player of the Year in his final season with the Lions. Lindenwood earned its second appearance in the NCAA Division II Football Playoffs for the second time since joining the NCAA. Academically, the Lions compiled three CoSIDA Academic All-District selections, while two moved on to earn Academic All-American accolades.

Spencer Redd was named the 2021 GLVC Special Teams Player of the Year. Redd recorded a touchdown on a kickoff return, and another on a punt return. The 678 kick return yards for Redd ranks second in program history, while his 29.5 yards per return set a new school record. Logan Seibert hit nine field goals on the year, including a 50-yard boot against Southwest Baptist that put him in a tie for second place in the record book.

The Lions earned a win over Quincy with the help of three interceptions from Kai Ross, which tied a program record. The Lions collected 18 interceptions to rank fifth in school history. Ross (6) and Seers (5) reached the top-six in the program record book for interceptions in a season. Jordan Perry finished the season with 11 pass breakups to rank second in school history. Lindenwood capped off the regular season with a win over McKendree, marking 14-consecutive wins for the Lions in the conference.

In the summer of 2020, Lindenwood earned a ranking of No. 13 in the Street and Smith Preseason Poll, while receiving the No. 17 spot in the LINDY'S Sports Preseason Poll. Due to the COVID-19 pandemic, the start of the 2020 season was delayed. On October 6, 2020, the GLVC Council of Presidents voted to move the season into the spring semester, which featured a shortened schedule. On March 18, 2021, the Lindenwood football program opted out of the spring season out of concern for the health and well-being of the student-athletes.

In 2019, Baldwin helped Lindenwood to one of its best seasons in the NCAA era, as the Lions went 9-4 on the year with a perfect 7-0 mark in conference play to capture the GLVC Championship. Lindenwood earned a berth in the 2019 NCAA Division II Playoffs, while defeating No. 5 Duachita Baptist in the first round.

Baldwin and his defensive backfield boasted two All-GLVC players, including first-team All-GLVC safety Grady Daniels. Daniels led the team with seven pass breakups, while adding one interception. Daniels ranked second on the team with his 120 tackles, including 66 solo stops. Ricky McCoy earned second-team All-GLVC recognition, as he led the team with three interceptions. McCoy added six pass breakups and compiled 45 total tackles.

Lindenwood tallied 10 interceptions on the season, all of which came from the defensive backfield. Baldwin and his secondary accounted for 29 of the team's 42 pass breakups on the year. McCoy picked off a pass in the fourth quarter against McKendree, helping the Lions to a road victory. Darrius Williams recovered a fumble on the final play of the game to upset No. 24 Truman State, while Jordan Perry recovered a fumble on the final play of the game against Saginaw Valley. Lindenwood picked off three passes in the first half against Saginaw Valley, to spark a thrilling victory.

Daniels registered a key interception in the fourth quarter, helping Lindenwood to a win over Quincy. Lloyd Lockett sparked a comeback for the Lions with an interception against Missouri S&T. Perry made many big plays on the season, one of which was a blocked field goal to send the game to overtime. Perry broke up a pass on the final play of the game in overtime against Missouri S&T, posting the most home victories since the 2011 season. Perry sealed the first win for the Lions in the NCAA Division II Playoffs as he intercepted a pass with 12 seconds remaining against Duachita Baptist.

In 2018, Baldwin coached a trio of running backs that averaged 5.61 yards per carry. The running backs ran for 1,250 yards and 11 touchdowns on 223 carries. Lindenwood rushed for 1,767 yards on the year, the most since the 2010 season.

The Lions had three games with 200 yards or more, including popping off for 294 yards on the ground against Emporia State. Nash Sutherlin tallied 166 yards rushing against the Hornets, scoring once. Cameron Sanders had a 106-yard performance against Northeastern State, and scored twice against



Missouri Southern



Baldwin helped create versatility in the backfield, as the trio averaged 7.9 yards per catch on 47 receptions. Sutherlin broke free against Pittsburg State for an 87-yard run that ranked second in program history. Sutherlin scored the game-winning touchdown against Missouri Western with just 36 seconds left in the final game of the season.

In 2017, Baldwin helped the team's running backs average 4.4 yards per carry, an improvement over nearly 16 percent over the previous year. The running backs also scored four more rushing touchdowns on the year, and they played a bigger role in the passing game by having over twice as many receptions than 2016.

The improved running backs play helped Lindenwood have its top scoring offense since the 2012 season. Baldwin coach Calen Campbell and helped the senior earn third-team All-MIAA honors.

As the cornerbacks coach in 2016, Baldwin helped in the development of Bakari Triggs who was a third-team All-MIAA pick. Lindenwood's cornerbacks accounted for nine interceptions and 21 pass breakups on the season.

Baldwin coached at the prep level in the St. Louis area from 2008-2015, including three years each at Normandy and Chaminade, and one year at Fort Zumwalt West. He was the defensive coordinator and assistant head coach at both Normandy and Chaminade, and coached the defensive backs at those schools. He coached the safeties in 2015 at Fort Zumwalt West.

In his seven years as a high school coach, he won three conference championships. His players won numerous all-conference honors, including his entire starting defense earning first or second-team honors in 2014.

Baldwin was a four-year player at Kansas State University from 2003-2007. The defensive back had 67 tackles, four interceptions, and 11 pass breakups in his career.

Baldwin graduated from Kansas State in 2008 with a bachelor's in arts. He and his wife, Nina, have one daughter, Selah.

**JARRETT GRABBE | DEFENSIVE ENDS COACH | EIGHTH SEASON**

Jarrett Grabbe is in his eighth season on the Lindenwood football coaching staff in 2024. He is the team's defensive line coach.

In 2023, Grabbe guided a defensive unit who boasted two all-conference selections in Kobe McClendon and Ethan Stuhlsatz. McClendon finished the year with 6.5 sacks, fourth most in a single season in program history. During the year, Lindenwood garnered a pair of Defensive Player of the Week honors. Grabbe helped the defense to its first shutout since 2015 in a 23-0 win over Tennessee Tech during week six of the season. Academically, Lindenwood compiled five CSC Academic All-District selections.

In its first NCAA Division I season, the Lions went 7-3 record, including a 4-1 mark inside Hunter Stadium. Lindenwood picked up a thrilling 21-20 road win over Houston Baptist, as they blocked a punt with 28 seconds left, which was recovered in the end zone for a game-winning score. Lindenwood earned another road victory on October 8 in a 52-49 win over Central Arkansas, which was the start of a four-game winning streak. During that stretch, Lindenwood earned its first win inside conference play after defeating Murray State in week six. The Lions received votes in the FCS weekly poll on three different occasions during the year. The Lions accumulated 10 all-conference selections and nine OVC weekly accolades, while Kobe McClendon was named a Stats Perform FCS Freshman All-American after an impressive 2022 campaign.

In 2021, the Lions won their second-consecutive GLVC Championship with another perfect season in league play. Lindenwood closed out the season with a 9-3 record, while going 7-0 in the conference. For the second time in as many seasons in the GLVC, Drew Seers was named Defensive Player of the Year. The Lions accumulated 21 all-conference selections, including nine of the defensive unit. Seers went on to collect two first-team All-American honors and was voted as a finalist for the Cliff Harris award, which recognizes the top defensive player in the country. Seers was named the Player of the Year in his final season with the Lions. Lindenwood earned its second appearance in the NCAA Division II Football Playoffs for the second time since joining the NCAA. Academically, the Lions compiled three CoSIDA Academic All-District selections, while two moved on to earn Academic All-American accolades.

The Lions earned a win over Quincy with the help of three interceptions from Kai Ross, which tied a program record. The Lions collected 18 interceptions to rank fifth in school history. Ross (6) and Seers (5) reached the top-six in the program record book for interceptions in a season. Jordan Perry finished the season with 11 pass breakups to rank second in school history. Lindenwood capped the regular season with a win over McKendree, marking 14-consecutive wins for the Lions in the conference.

In the summer of 2020, Lindenwood earned a ranking of No. 13 in the Street and Smith Preseason Poll, while receiving the No. 17 spot in the LINDY'S Sports Preseason Poll. Due to the COVID-19 pandemic, the start of the 2020 season was delayed. On October 6, 2020, the GLVC Council of Presidents voted to move the season into the spring semester, which featured a shortened schedule. On March 18, 2021, the Lindenwood football program opted out of the spring season out of concern for the health and well-being of the student-athletes.

In 2019, Grabbe helped Lindenwood to one of its best seasons in the NCAA era, as the Lions went 9-4 on the year with a perfect 7-0 mark in conference play to capture the GLVC Championship. Lindenwood earned a berth in the 2019 NCAA Division II Playoffs, while defeating No. 5 Quachita Baptist in the first round.

Grabbe and the defense garnered three members on the first-team All-GLVC, and three players earned second-team All-GLVC honors. Tavyn Weary earned first-team All-GLVC, as he tied the school record for sacks in a season with 7.5.

Lindenwood accumulated 10 interceptions and 10 fumble recoveries on the season. The Lions had 14 different players register a takeaway, as three different players forced at least one fumble. The defense averaged 2.1 sacks per game, and tallied 5.0 tackles for loss per game. Grabbe and the defense close out the game against Quachita Baptist with an interception to secure the first victory in the NCAA Division II Playoffs for the Lions.

Lindenwood closed out the game against No. 24 Truman State with a fumble recovery on the final play of the game to solidify the upset. The defense repeated its performance against Saginaw Valley, as the Lions recovered a fumble on the last play to secure the victory. In the final home game of the year, Grabbe and the defense stood strong in overtime by stopping Missouri S&T on fourth down to win the game.

In his second year, Grabbe helped Lindenwood to the fewest yards allowed since the 2013 season. The Lions allowed 385.3 yards per game, the best mark for the Lions in the last eight years. In week two, the Lions allowed just 33 passing yards against Missouri Southern which was the second-lowest mark in program history.

Grabbe helped transition two-time first-team All-MIAA defensive lineman Jonathan Harris move from end to tackle. Harris amassed 11.5 tackles for loss and had six sacks in his final season with the Lions. Harris lived in the opposing backfields, as he registered a tackle for loss stat in eight games and a sack in seven different games. Following the 2019 NFL Draft, Harris signed a training camp invite deal with the Chicago Bears.

Grabbe saw Uchenna Ekwuonwu earn third-team All-MIAA recognition and Antonio Davis be named honorable-mention All-MIAA. Ekwuonwu made his presence known in his first year with the Lions as he ranked in the top-20 in the MIAA for tackles for loss (8.0) and sacks (3.5). Davis was part of the defensive line that applied pressure each week as he tallied 35 tackles including 13 solo stops.

In his first year at Lindenwood, Grabbe coached the team's top player. Jonathan Harris earned first-team All-MIAA honors for the first time in his career after recording 11.0 tackles for loss and 6.0 sacks. Another lineman, Antonio Davis, also earned honorable mention all-conference accolades.

The defensive line played a key role in Lindenwood having its top scoring defense since 2012. The Lions improved their scoring defense by over seven points over the previous season, and also gave up nearly 100 fewer yards per game.

Grabbe was a four-year letterwinner for the Cougars from 2011-2014. He recorded 83 tackles, 11.5 tackles for loss, 4.5 sacks, nine pass breakups, one forced fumble, and three fumble recoveries in his career. Grabbe was an honorable mention All-NSIC pick in 2014, and helped the Cougars win the Mineral Water Bowl that season.

**DAVID FLORES | OFFENSIVE LINE COACH | FIRST SEASON**

David Flores enters his first season on the Lindenwood football staff in 2024.

Flores will serve as an assistant coach, working with the offensive line. Flores spent the last eight seasons on the staff at Evangel University. At Evangel, Flores began his tenure as the defensive line coach, where he coached two All-Americans and had at least one all-conference performer in four out of six seasons. Flores coached Josh Evans and Andreas Moeller who both went on to be named Conference Player of the Year in 2017 and 2018, respectively. Both led the Heart of America Conference (HAAC) in tackles for loss and sacks in each season. He also took over the special teams coordinator position prior to 2021.

Flores was promoted to offensive coordinator in the spring of 2022. In 2023, he led the Valor to their most wins since 2001, as they finished the year 11-1. Under the guidance of Flores, Evangel finished the year atop the conference in total passing and No. 3 in rushing. Flores also coached the offensive line where he had six all-conference selections and the first All-American on the offensive line since 2005.

Prior to his time in Springfield, Mo. Flores spent three seasons at the University of Missouri, in the football recruiting department in 2013 and was elevated to assistant director of recruiting in 2014. In his first two seasons at Mizzou, the Tigers won the SEC East going a combined 23-5 and winning the Cotton Bowl and Citrus Bowl.

Before Missouri, Flores spent two seasons at Avila University from 2011-12 as the wide receivers coach.

Avila broke 16 offensive school records during his tenure, including most points in a season, most receptions in a season by a receiver, and most passing yards in a game. He developed four All-Heart of America Athletic Conference receivers, including the school's all-time leader in receptions and first-team All-HAAC honoree Da'Veion Sullivan.

Originally from Fayetteville, Ark., Flores played fullback and tight end for Evangel, where he was a four-year letterman from 2006 to 2009 and team captain for his final season.

He received his bachelor's degree in physical education in 2010 from Evangel and earned a master's in Education from Avila in 2012.


BRANDON JOHNSON-FARRELL | WIDE RECEIVERS COACH | FIRST SEASON


Brandon Johnson-Farrell enters his first season on the Lindenwood football coaching staff and will serve as the wide receivers coach.

Johnson-Farrell comes to Lindenwood after spending the 2023 season at Eastern Washington, where he coached the running backs.

Prior to his time at EWU, Johnson-Farrell spent seven seasons at the University of Sioux Falls, where he served as the special teams coordinator and wide receivers coach from 2018-22. While at Sioux Falls, he coached 10 players to all-conference honors, while the Cougars made three playoff appearances and his receiving groups have been among the best in the NSIC. In 2021, Sioux Falls attained program bests in blocked punts (4), kickoff coverage average (15.8 yards) and net punting (38.8).

Johnson-Farrell was a graduate assistant from 2016-17. In 2017, he coached a pair of running backs to all-conference recognition after the team averaged 190 yards per game on the ground. During the 2016 season, the Cougars went 11-0 in the regular season, winning the NSIC Championship, earning a playoff appearance and the No. 8 ranking in the final AFCA Poll.

As a player, Johnson-Farrell had a prolific playing career at the University of Rhode Island, leaving among career leaders in several receiving and returning categories. During his career, he registered 198 receptions, 2,064 receiving yards, and 5,083 all-purpose yards, and was a two-time all-conference performer. He went on to play in the Indoor Football League where he was the 2015 IFL United Bowl MVP.

Johnson-Farrell earned his bachelor's degree in human development in 2012, and a master's degree in Business Administration from Sioux Falls in 2017

WILL FINLEY | LINEBACKERS COACH | SECOND SEASON


Will Finley joined the football coaching staff prior to the 2023 season, as he is serving as the linebackers coach.

In 2023, Finley guided a defensive unit who boasted two all-conference selections in Kobe McClendon and Ethan Stuhlsatz. McClendon finished the year with 6.5 sacks, fourth most in a single season in program history. During the year, Lindenwood garnered a pair of Defensive Player of the Week honors. Finley helped the defense to its first shutout since 2015 in a 23-0 win over Tennessee Tech during week six of the season. Academically, Lindenwood compiled five CSC Academic All-District selections.

Finley comes to Lindenwood after spending three seasons as the head coach of Waldorf University in Forest City, Iowa. Finley led the Warriors to an overall record of 20-10 during his tenure, as the school earned its highest ranking in school history at No. 22. Finley helped 41 players earn NSAA all-conference honors, including one All-American. Finley was honored by the American Football Coaches Association (AFCA) as he was named to the 2021 35 Under 35 Coaches Leadership Institute.

During the 2019 season, Finley served as the assistant head coach and defensive coordinator, as the Warriors finished 7-3 with a final ranking of No. 23. Defensively, the Warriors ranked seventh in all of NAIA in points allowed per game (16.9), and held opponents to just 104.1 rushing yards per game, which ranked No. 11 in the country. In 2019, Finley saw 11 Warriors earn all-NSAA recognition, while one player was named NSAA Defensive MVP.

Prior to his arrival in Iowa, Finley spent a total of eight seasons at Benedictine College in Atchison, Kan. Finley was a graduate assistant from 2011-12, helping the team to a NAIA Playoff Berth in 2011. Benedictine posted a mark of 16-7 over those two seasons, ranking in the top-25 in each season.

Finley was promoted to assistant coach for the 2013 season. Over the span of five seasons from 2013-17, the Ravens collected a record of 40-17, made two appearances in the NAIA Playoffs, ranked national in each season, and won two Heart of America Athletic Conference Championships (2013, 2017). In week four of 2018, Finley was elevated to interim defensive coordinator, as Benedictine earned runner-up in the NAIA National Championship game. The Ravens finished with a final record of 13-2, including an 11-1 mark when Finley took over the defense. Benedictine won the HAAC North Title, and finished the season with a final ranking of No. 2.

As a player, Finley was a varsity letter winner at Benedictine College, where he competed from 2007-10. Finley attended Coffeyville Community College in 2006 where he played in the Top of the Mountains Bowl. Finley collected two degrees from Benedictine, as he received his bachelor of arts in physical education in 2010, and earned his masters of business administration in 2013.

Finley and his wife Kallie have three boys, Barrett, Lincoln and Turner

MARK GOLDENBERG | TIGHT ENDS COACH | FOURTH SEASON


Goldenberg comes to Lindenwood for his fourth season on staff in 2024, after spending 31 years coaching at the high school level. Goldenberg tallied 18 seasons as the head coach at Parkway Central High School in Chesterfield, Mo.

During the 2023 season, the Lions totaled four all-conference selections, and six weekly accolades in their first year in the Big South-OVC Association. Jeff Caldwell was a first team selection as a wide receiver, as he led the conference in receiving touchdowns with eight, including hauling in four in a 43-40 comeback win over Western Illinois on September 16. Lindenwood compiled two victories inside Hunter Stadium.

In its first NCAA Division I season, the Lions went 7-3 record, including a 4-1 mark inside Hunter Stadium. Lindenwood picked up a thrilling 21-20 road win over Houston Baptist, as they blocked a punt with 28 seconds left, which was recovered in the end zone for a game-winning score. Lindenwood earned another road victory on October 8 in a 52-49 win over Central Arkansas, which was the start of a four-game winning streak. During that stretch, Lindenwood earned its first win inside conference play after defeating Murray State in week six. The Lions received votes in the FCS weekly poll on three different occasions during the year. The Lions accumulated 10 all-conference selections and nine OVC weekly accolades, while Kobe McClendon was named a Stats Perform FCS Freshman All-American after an impressive 2022 campaign.

In 2021, the Lions won their second-consecutive GLVC Championship with another perfect season in league play. Lindenwood closed out the season with a 9-3 record, while going 7-0 in the conference. Robert Giaimo was named the GLVC Freshman of the Year as a running back. The Lions accumulated 21 all-conference selections, including 10 on the offensive-side of the ball.

Lindenwood earned its second appearance in the NCAA Division II Football Playoffs for the second time since joining the NCAA. Academically, the Lions compiled three CoSIDA Academic All-District selections, while two moved on to earn Academic All-American accolades.

In week three of the season, the Lions tied the program record for most rushing touchdowns in a game with eight. Cade Brister ran the ball in five times, which was the most by an individual in 16 years. Lindenwood went into Kirksville, Mo. to upset No. 18 Truman State with the help of three rushing scores from Robert Giaimo. Lindenwood capped off the regular season with a win over McKendree, marking 14-consecutive wins for the Lions in the conference.

During his tenure as head coach, Goldenberg compiled a record of 134-68. The Colts won seven district championships, made five trips to the semifinals, and two appearances in the state championship game. As an assistant at Parkway Central, Goldenberg spent time as the defensive coordinator and also coached in the state championship.

Goldenberg is a graduate of St. Louis University where he majored in psychology, and received his masters in education from Webster University.

**LANE LAWSON | RUNNING BACKS COACH | FIFTH SEASON**

Lane Lawson is entering his fifth season with the Lindenwood coaching staff in 2024.

In 2023, Lawson guided a defensive unit who boasted two all-conference selections in Kobe McClendon and Ethan Stuhlsatz. McClendon finished the year with 6.5 sacks, fourth most in a single season in program history. During the year, Lindenwood garnered a pair of Defensive Player of the Week honors. Lawson helped the defense to its first shutout since 2015 in a 23-0 win over Tennessee Tech during week six of the season. Academically, Lindenwood compiled five CSC Academic All-District selections.

In its first NCAA Division I season, the Lions went 7-3 record, including a 4-1 mark inside Hunter Stadium. Lindenwood picked up a thrilling 21-20 road win over Houston Baptist, as they blocked a punt with 28 seconds left, which was recovered in the end zone for a game-winning score. Lindenwood earned another road victory on October 8 in a 52-49 win over Central Arkansas, which was the start of a four-game winning streak. During that stretch, Lindenwood earned its first win inside conference play after defeating Murray State in week six. The Lions received votes in the FCS weekly poll on three different occasions during the year. The Lions accumulated 10 all-conference selections and nine OVC weekly accolades, while Kobe McClendon was named a Stats Perform FCS Freshman All-American after an impressive 2022 campaign.

In 2021, the Lions won their second-consecutive GLVC Championship with another perfect season in league play. Lindenwood closed out the season with a 9-3 record, while going 7-0 in the conference. For the second time in as many seasons in the GLVC, Drew Seers was named Defensive Player of the Year. The Lions accumulated 21 all-conference selections, including nine of the defensive unit. Seers went on to collect two first-team All-American honors and was voted as a finalist for the Cliff Harris award, which recognizes the top defensive player in the country. Seers was named the D2Football.com Defensive Player of the Year in his final season with the Lions. Lindenwood earned its second appearance in the NCAA Division II Football Playoffs for the second time since joining the NCAA. Academically, the Lions compiled three CoSIDA Academic All-District selections, while two moved on to earn Academic All-American accolades.

The Lions earned a win over Quincy with the help of three interceptions from Kai Ross, which tied a program record. The Lions collected 18 interceptions to rank fifth in school history. Ross (6) and Seers (5) reached the top-six in the program record book for interceptions in a season. Jordan Perry finished the season with 11 pass breakups to rank second in school history. Lindenwood capped off the regular season with a win over McKendree, marking 14-consecutive wins for the Lions in the conference.

In the summer of 2020, Lindenwood earned a ranking of No. 13 in the Street and Smith Preseason Poll, while receiving the No. 17 spot in the LINDY'S Sports Preseason Poll. Drew Seers was featured on the College Football American Yearbook Division II Preseason Starting Lineup. Due to the COVID-19 pandemic, the start of the 2020 season was delayed. On October 6, 2020, the GLVC Council of Presidents voted to move the season into the spring semester, which featured a shortened schedule. On March 18, 2021, the Lindenwood football program opted out of the spring season out of concern for the health and well-being of the student-athletes.

ALEX GARCIA | DEFENSIVE TACKLES COACH | THIRD SEASON

Alex Garcia joins the Lindenwood football staff for his third season in 2024.

In 2023, Garcia guided a defensive unit who boasted two all-conference selections in Kobe McClendon and Ethan Stuhlsatz. McClendon finished the year with 6.5 sacks, fourth most in a single season in program history. During the year, Lindenwood garnered a pair of Defensive Player of the Week honors. Garcia helped the defense to its first shutout since 2015 in a 23-0 win over Tennessee Tech during week six of the season. Academically, Lindenwood compiled five CSC Academic All-District selections.

In its first NCAA Division I season, the Lions went 7-3 record, including a 4-1 mark inside Hunter Stadium. Lindenwood picked up a thrilling 21-20 road win over Houston Baptist, as they blocked a punt with 28 seconds left, which was recovered in the end zone for a game-winning score. Lindenwood earned another road victory on October 8 in a 52-49 win over Central Arkansas, which was the start of a four-game winning streak. During that stretch, Lindenwood earned its first win inside conference play after defeating Murray State in week six. The Lions received votes in the FCS weekly poll on three different occasions during the year. The Lions accumulated 10 all-conference selections and nine OVC weekly accolades, while Kobe McClendon was named a Stats Perform FCS Freshman All-American after an impressive 2022 campaign.

Garcia spent two seasons at Samford University with the defensive line, prior to his stop in St. Charles, Mo. Garcia helped coach defensive tackle Armond Lloyd to a first-team all-SoCon selection.

Garcia spent the 2019 season as the defensive line coach and equipment coordinator at the University of Sioux Falls. At USF, Garcia coached three all-conference players and one Academic All-American.

He spent four seasons at Montana Tech from 2015-18 as a defensive line coach. Garcia produced six Frontier all-conference selections in four years, including three-time first team honoree Tyler Sanders. Defensive end Luke Benz led the Frontier Conference in sacks in 2016. He also coached Chance Hansen who was also a two-time all-league performer, and had 127 sacks over four seasons.

Prior to joining Montana Tech, Garcia spent two years as a graduate assistant at Midland University (Neb.) where he coached the defensive line, and helped produce two all-conference selections.

Prior to coaching at Midland, Garcia was the outside linebacker coach at NCAA DIII Elmhurst College for two years. Elmhurst's 2012 team finished 10-2 and won the College Conference of Illinois and Wisconsin's automatic bid to the NCAA tournament. They finished with a No. 8 ranking in the country.

Garcia received a degree in philosophy with a minor in educational studies from Elmhurst College. Garcia and his wife Mary-Kate reside in the St. Charles area.

JC HULL | ATHLETIC PERFORMANCE COACH | SIXTH SEASON

J.C. Hull is entering his sixth year at Lindenwood University in 2024-25. Hull served two years as an Assistant Strength Coach for the University of Connecticut. During his time at the University of Connecticut he assisted in all aspects of the Football team's strength and conditioning training sessions while also overseeing/administering the programming of the Women's Lacrosse team.

Before his time at the University of Connecticut Hull spent the summer of 2017 working with the Carolina Panthers, aiding in their summer off-season voluntary program as well as their Organized Team Activities and Rookie Mini Camp.

Prior to working with the Panthers, Hull was a Graduate Assistant for the Sports Performance department at Eastern Michigan University from 2015-2017, where he earned his Masters of Science in Exercise Physiology. During his time at Eastern Michigan he worked with the football team that was able to earn its first bowl birth in over 20 years. He also programmed and supervised training sessions for the Eastern Michigan Women's Soccer team, Women's Rowing team, Men's Golf team, and Cheer and Dance Squads.

Hull also worked at both Eastern Michigan University and the University of Missouri as an intern. He received his Bachelors in Exercise Science from Ottawa University where he was also a member of the football team and earned NAIA Scholar Athlete Award in 2010. He is a certified strength coach through the National Strength and Conditioning Association and also has his United States Weightlifting Coach certification.

KEAGAN ROBERSON | DIRECTOR OF FOOTBALL OPERATIONS | THIRD SEASON

Keagan Roberson joins the Lindenwood football staff for his third season in 2024. Roberson serves as the Director of Football Operations. Prior to Lindenwood, Roberson spent time with Murray State University. Roberson helped Murray State achieve back-to-back winning seasons for the first time in 20 years. The Racers posted their highest average attendance on record in program history.

Roberson gained experience working with the equipment staff and recruiting staff at the University of Kentucky shortly after graduation. Roberson helped the Kentucky football program sign one of the highest-ranked classes in school history. Roberson graduated from the University of Kentucky with a degree in agricultural economics. He worked as a student manager in the football program, which went to four-straight bowl games during that time. Roberson saw the Wildcats win the final three bowl games in that same span.

COACHING STAFF



SUPPORT STAFF



Blake Moore
Defensive Quality
Control/Video Coach



JD Ward
Defensive Analyst



Adam McCarty
Defensive Analyst



Hunter Rascoff
Defensive Analyst



Isaac Akers
Offensive Quality
Control



Nick Zuckerman
Offensive Analyst



Brooke Metcalf
Football Operations
Coordinator



JC Hull
Athletic Performance
Coach



Brie Johnson
Athletic Performance
Coach



Zac Brown
Athletic Trainer



Megan Hicks
Athletic Trainer



Cody Pace
Athletic Trainer



Sherron Seals
On Campus Recruiting
Coordinator



Aidan Ludwig
Recruiting Assistant



David Snyder
Manager, Athletics
Video Content



Tyler Edwards
Creative Content



Shawn Nagel
Academic Coordinator



2024 FOOTBALL PROSPECTUS

GENERAL INFORMATION

Name Lindenwood University
 Location St. Charles, Mo.
 Founded 1832
 Enrollment 6,845
 Nickname Lions
 School Colors Black and Gold
 Stadium Harlen C. Hunter Stadium
 Affiliation NCAA Division I (FCS)
 Conference Big South-OVC Association
 President John R. Porter
 Athletics Director Jason Coomer
 Faculty Representative David Arns
 Athletics Phone 636-949-4600
 Ticket Office Phone 636-949-4433
 Ticket Office Website boxoffice@lindenwood.edu
 Institution website www.lindenwood.edu
 Athletics website www.lindenwoodlions.com

ATHLETICS COMMUNICATIONS

Football Contact Andrew Honerkamp
 Email ahonerkamp@lindenwood.edu
 Office Phone 636-949-4358

Secondary Football Contact Jacob Hord
 Email jhord@lindenwood.edu
 Mobile Phone 814-934-9517

PRIMARY MEDIA COVERAGE

Lindenwood Campus Media

Name Phone Number
 Mane Media Productions 636-949-4461
 KCLC (Radio) 636-949-4891

St. Charles/St. Louis Media

Name Phone Number
 St. Charles Journal 636-946-6111
 St. Louis Post-Dispatch 314-340-8888
 KTVI (Channel 2-Fox) 314-213-7831
 KMOV (Channel 4-CBS) 314-444-6333
 KDSK (Channel 5-NBC) 314-444-5125

COACHING STAFF

Head Coach Jed Stugart
 Alma Mater, Year Azusa Pacific (1995)
 Record at Lindenwood 38-34 (8th Season)
 Career Record 129-58 (18th Season)

Offensive Coordinator/Quarterbacks Dusty Hovorka
 Defensive Coordinator/Safeties Eric Inama
 Special Teams Coordinator/Corners Bryan Baldwin
 Defensive Ends Jarrett Grabbe
 Offensive Line David Flores
 Wide Receivers Brandon Johnson-Farrell
 Linebackers Will Finley
 Tight Ends Mark Goldenberg
 Running Backs Lane Lawson
 Defensive Tackles Alex Garcia
 Defensive Analyst Adam McCarty
 Defensive Analyst Hunter Rascol
 Athletic Performance JC Hull
 Director of Football Operations Keagan Roberson
 Coordinator of Football Operations Brooke Metcalf
 Defensive Quality Control Blake Moore
 Offensive Quality Control Isaac Akers

2024 SCHEDULE

Date	Opponent	Time/Result	Location
Aug 29	at #22 University of Kansas	L, 3-48	Kansas City, Kan.
Sep 7	#9 University of Central Arkansas	L, 13-34	St. Charles, Mo.
Sep 14	at Missouri State	L, 14-28	Springfield, Mo.
Sep 21	University of St. Thomas	W, 64-0	St. Charles, Mo.
Sep 28	at Eastern Illinois*	W, 28-25	Charleston, Ill.
Oct 5	Tennessee State*	1:00 p.m.	St. Charles, Mo.
Oct 12	Charleston Southern*	1:00 p.m.	St. Charles, Mo.
Oct 19	at Gardner-Webb*	12:30 p.m.	Boiling Springs, N.C.
Oct 26	Western Illinois*	2:00 p.m.	St. Charles, Mo.
Nov 2	at Tennessee Tech*	1:30 p.m.	Cookeville, Mo.
Nov 9	#13 SEMO*	1:00 p.m.	St. Charles, Mo.
Nov 23	at UT Martin*	2:00 p.m.	Martin, Tenn.

* Association Game | All times are CST | Rankings by AFCA

2024 SEASON

Record 2-3, 0-0 BS/OVC
 Passing Leader Nate Glantz (75-for-123, 942 yards, 7 TD, 3 rushing TD)
 Rushing Leader Cortez Jones (46 attempts, 321 yards, 2 TD)
 Receiving Leader Jeff Caldwell (23 catches, 508 yards, 7 TD)
 Tackles Leader Vincent King (45 tackles, 27 solo, 18 assists, 2.5 TFL, 3 QBH)
 Sack Leader Donnie Wingate (11 tackles, 6 solo, 5 assists, 3 sacks)
 TFL Leader Donnie Wingate (11 tackles, 6 solo, 5 assists, 3 sacks, 3 TFL)
 Interception Leader Jayden Patrick (15 tackles, 12 solo, 3 assists, 1 INT, 3 PBU)



No.	Name	Pos.	Ht.	Wt.	Yr.	Hometown/Highschool
0	Cortez Jones	RB	6-0	238	Sr.	Rocky Mount, N.C./Southwest Edgecombe
1	Taylen Blaylock	DB	5-10	195	Jr.	Houston, Texas/Atascocita
1	Jeff Caldwell	WR	6-5	200	Jr.	Louisville, Ky./Butler
2	Jordan Knapke	DB	6-2	212	Sr.	Aurora, Colo./Grandview
2	Ronnie Thomas Jr.	WR	5-10	188	So.	Owasso, Okla./Owasso
3	Tre Bell	DB	6-3	191	So.	Ballwin, Mo./Parkway West
3	Rico Bond	WR	5-11	168	Fr.	St. Louis, Mo./East St. Louis
4	Kobe McClendon	DL	6-3	246	Jr.	St. Louis, Mo./St. Mary's
4	Jalen Smith	WR	6-3	189	Fr.	Shiloh, Ill./O'Fallon Township
5	John Anthony	WR	6-4	198	So.	Chicago, Ill./Venice
5	Jaylan Wesley	DB	6-1	203	Jr.	Los Angeles, Calif./Calabasas
6	Carter Davis	QB	6-1	184	So.	Eureka, Mo./Eureka
6	Donnie Wingate	DL	6-3	245	So.	Choctaw, Okla./Choctaw
7	Jayden Patrick	DB	5-10	183	Jr.	Tulsa, Okla./Jenks
7	Gavin Shaigineik	QB	5-11	179	Fr.	Orange County, Calif./Tesoro
8	Frank Caldwell	DL	6-2	257	Sr.	Louisville, Ky./Butler Traditional
8	Drew Krobath	WR	6-2	201	Fr.	Fenton, Mo./Rockwood Summit
9	Pops Battle	QB	5-11	188	Fr.	St. Louis, Mo./East St. Louis
9	Vincent King	LB	6-0	231	Sr.	Denver, Colo./Smoky Hill
10	Reece Thomas	WR	5-10	172	So.	Lansing, Kan./Lansing
11	Tyler Kubat	QB	6-4	210	Fr.	Fort Collins, Colo./Fossil Ridge
12	Josh Newkirk	DB	6-3	179	Fr.	Bixby, Okla./Bixby
13	Jaydyn Johnson	DB	6-1	209	Jr.	Dunbar, W.Va./Cabell Midland
14	Thomas Gothard	DB	6-2	184	Fr.	Tulsa, Okla./Union
15	Sanjay Strickland	LB	6-2	229	Jr.	Arvada, Colo./Pomona
16	Luke Cook	DB	6-2	178	Fr.	Gallatin, Tenn./Gallatin
17	Kendric Bailey	DB	6-1	202	Sr.	Sacramento, Calif./Jesuit
18	Nate Glantz	QB	6-0	202	Jr.	Elkhorn, Neb./Bellevue West
19	Sam Owens	DB	6-0	192	Fr.	Decatur, Ill./Macarthur
20	Ethan Stuhlsatz	LB	6-5	224	Jr.	Wichita, Kan./Kapaun Mt. Carmel
21	Robert Giaimo	RB	5-8	189	Jr.	Bartlett, Tenn./Bartlett
22	Steve Hall	RB	5-9	195	Fr.	St. Louis, Mo./MICDS
23	Devon Edwards	LB	6-1	227	Jr.	Longmont, Colo./Mead
24	Darius Ragland	DB	6-1	205	Jr.	Carbondale, Ill./Carbondale
25	Gus Hetzel	DB	5-11	208	Jr.	Weldon Spring, Mo./Francis Howell
26	Mason Van Der Brink	LB	6-3	225	Fr.	Runells, Iowa/Southeast Polk
26	Brian Fitzmaurice Jr.	DB	5-11	193	Fr.	Ellisville, Mo./Marquette Sr.
29	River Lakey	DB	5-11	192	Fr.	Frederick, Colo./Frederick
30	Andrew Baumgart	LB	6-2	236	Fr.	De Pere, Wis./West De Pere
31	Matt Barnett	LB	6-3	225	Jr.	Cedar Rapids, Iowa/Alburnett
32	Angelo Petrides	LB	6-0	228	Fr.	Englewood, Colo./Cherry Creek
33	Jared Rhodes	RB	6-0	216	So.	St. Louis, Mo./Ladue
34	Owen Thomas	LB	6-2	222	Fr.	Council Bluffs, Iowa/Lewis Central
35	Bryce Giesler	RB	5-8	192	Fr.	Ste. Genevieve, Mo./Valle Catholic
36	Jacob Waller	LB	6-0	206	Jr.	Bellevue, Iowa/Bellevue
37	Will Graham	K	5-10	194	Fr.	Centralia, Ill./Centralia
38	Ethan Wood	RB	5-11	205	So.	Jefferson City, Mo./Capital City
39	Eric Gant	DB	6-0	189	Jr.	Poway, Calif./Poway
40	Jackson Hetzel	LB	6-3	228	So.	Weldon Spring, Mo./Francis Howell
41	Zach Lewis	LB	6-1	230	Fr.	Superior, Colo./Fairview
42	Connor Lander	K	5-10	175	Fr.	St. Louis, Mo./Parkway Central
43	Logan Seibert	K	5-10	191	Jr.	Belleville, Ill./Belleville West
44	Tajay Passmore	DL	6-2	252	Jr.	Queens, N.Y./Mater Dei
45	Nelson Pipes	LS	6-1	224	Jr.	Hallsville, Mo./Hallsville
47	Lucas Allen	DL	6-4	225	Jr.	Arnold, Mo./Fox
48	Cole Watson	TE	6-4	223	Fr.	Lawrence, Kan./Lawrence

No.	Name	Pos.	Ht.	Wt.	Yr.	Hometown/Highschool
50	Anthony Tocchini	DL	6-4	276	Jr.	Castle Rock, Colo./Regis Jesuit
51	Legend Robinson	LB	6-0	231	Jr.	Hoisington, Kan./Hoisington
52	Anthony Slayton	LB	6-1	223	Jr.	Crescent City, Calif./Del Norte
53	Will Nicholson	LB	6-3	208	Fr.	Belleville, Ill./Belleville West
54	Zach Ely	LS	5-11	185	Fr.	Broomfield, Colo./Broomfield
55	Aaron Kness	LB	6-1	230	Jr.	Greeley, Colo./Northridge
56	Gavin Hulet	DL	6-5	302	Jr.	Fort Worth, Texas/Richland
58	Daniel Simon	DE	6-4	242	Fr.	Winneconne, Wis./Winneconne
59	Nolan O'Hara	LB	5-11	209	So.	Coatesville, Pa./Coatesville Area
60	George Miki-Han	DL	6-0	306	Jr.	Irvine, Calif./Mater Dei
61	Ken Meir	DL	6-4	305	Jr.	Palo Alto, Calif./Gunn
62	Jack Berry	LS	6-0	249	So.	Weldon Spring, Mo./Francis Howell
63	Cameron Cooper	DL	6-4	291	Sr.	Aurora, Colo./Grandview
64	Connor Huber	DL	6-2	253	Fr.	St. Louis, Mo./Ladue
65	Gabe Gaines	DL	6-3	289	Fr.	Choctaw, Okla./Choctaw
66	Aiden Taylor	DL	6-2	288	Fr.	East St. Louis, Ill./East St. Louis
67	Maximus Hrvatin	DE	6-1	208	Fr.	Joliet, Ill./Joliet Academy
68	Joe Becker	DL	6-3	311	Sr.	Hillsboro, Mo./Hillsboro
69	Jack Stump	DL	6-1	237	Fr.	Morton, Ill./Morton
70	Andrew Swingle	DL	6-4	288	Fr.	Wildwood, Mo./Eureka
72	Tony Failla	DL	6-1	293	So.	Omaha, Neb./Millard West
73	Quinn Brown	DL	6-4	269	Fr.	Wentzville, Mo./Holt
74	Ethan Johnson	DL	6-4	295	Sr.	Normal, Ill./Normal Community
75	Logan Hunter	DL	6-3	315	Fr.	Johnston City, Ill./Johnston City
76	Cam Lawson	DL	6-4	281	So.	Liberty, Mo./Liberty
77	Adel Mountassir	DL	6-4	300	So.	St. Charles, Mo./Francis Howell North
78	Gareth Warren	DL	6-6	328	Sr.	Kailua Kona, Hawaii/Kealahou
79	Nate Compere	DL	6-3	291	Fr.	Crystal Lake, Ill./Crystal Lake South
80	Mac Busted	TE	6-6	236	Fr.	Fort Collins, Colo./Fossil Ridge
82	Shaun Campbell	WR	5-11	168	Fr.	Springfield, Mo./Kickapoo
82	Joshua Pena	WR	6-1	186	Fr.	Lauderhill, Fla./Monarch
83	Luke Birkner	TE	6-1	242	Fr.	Farmington, Mo./Farmington
84	Abe Haerr	TE	6-5	225	Jr.	Palmyra, Mo./Palmyra
85	Mason Brown	TE	6-3	236	So.	Fenton, Mo./Rockwood Summit
86	Darrin Fugitt	TE	6-4	236	So.	Bolivar, Mo./Bolivar
87	Chris Camy	TE	6-7	257	Jr.	Visalia, Calif./El Diamante
88	Anthony Hills	WR	6-3	199	Fr.	Owasso, Okla./Owasso
89	Waylon DeGrave	WR	6-0	180	Fr.	Monroe City, Mo./Monroe City
90	Jesse Smith	DL	6-6	248	Fr.	Daytona, Fla./Spruce Creek
91	Ashtin Rustemeyer	DL	6-2	286	So.	St. Charles, Mo./Lutheran St. Charles
92	Jonah Rubadue	DL	6-0	305	Sr.	Parker, Colo./Chaparral
93	Chris Abihudi	DL	5-11	292	Fr.	Carpentersville, Ill./Hampshire
94	Mason Burke	DE	6-4	273	Fr.	Wentzville, Mo./Holt
95	Patrick Turner	K	6-2	205	So.	Melbourne, Australia/Marcellin College
96	Demetrius Jones	DT	6-1	262	Fr.	St. Louis, Mo./Lutheran North
97	Jamison Kemp	DL	6-1	304	Fr.	Omaha, Neb./Omaha Central
98	Andrew Zook	DL	6-4	283	Fr.	Yorkville, Ill./Yorkville
99	Maika Finau	DL	6-1	316	So.	Makawao, Hawaii/Summit
	Elijah Barclay	WR	6-1	176	So.	Dana Point, Calif./San Juan Hills
	Eddie Becu	DT	6-0	260	Fr.	Cedar Rapids, Iowa/Xavier
	Tristan Gimm	DE	6-3	210	Fr.	Henrico, Va./Goodwin
	Cole Mueller	RB	6-0	202	Jr.	Wentzville, Mo./Holt
	Keenan Paschall	DT	6-2	248	Fr.	Minneapolis, Minn./DeLaSalle

PRONUNCIATION GUIDE

#2 Jordan Knapke - Kuh-Nap-Key
 #11 Tyler Kubat - Coo - Bot
 #20 Ethan Stuhlsatz - Stoll - Salts
 #21 Robert Giaimo - G - Ah - Moe
 #23 Devon Edwards - Devin
 #43 Logan Seibert - Sigh - Burt

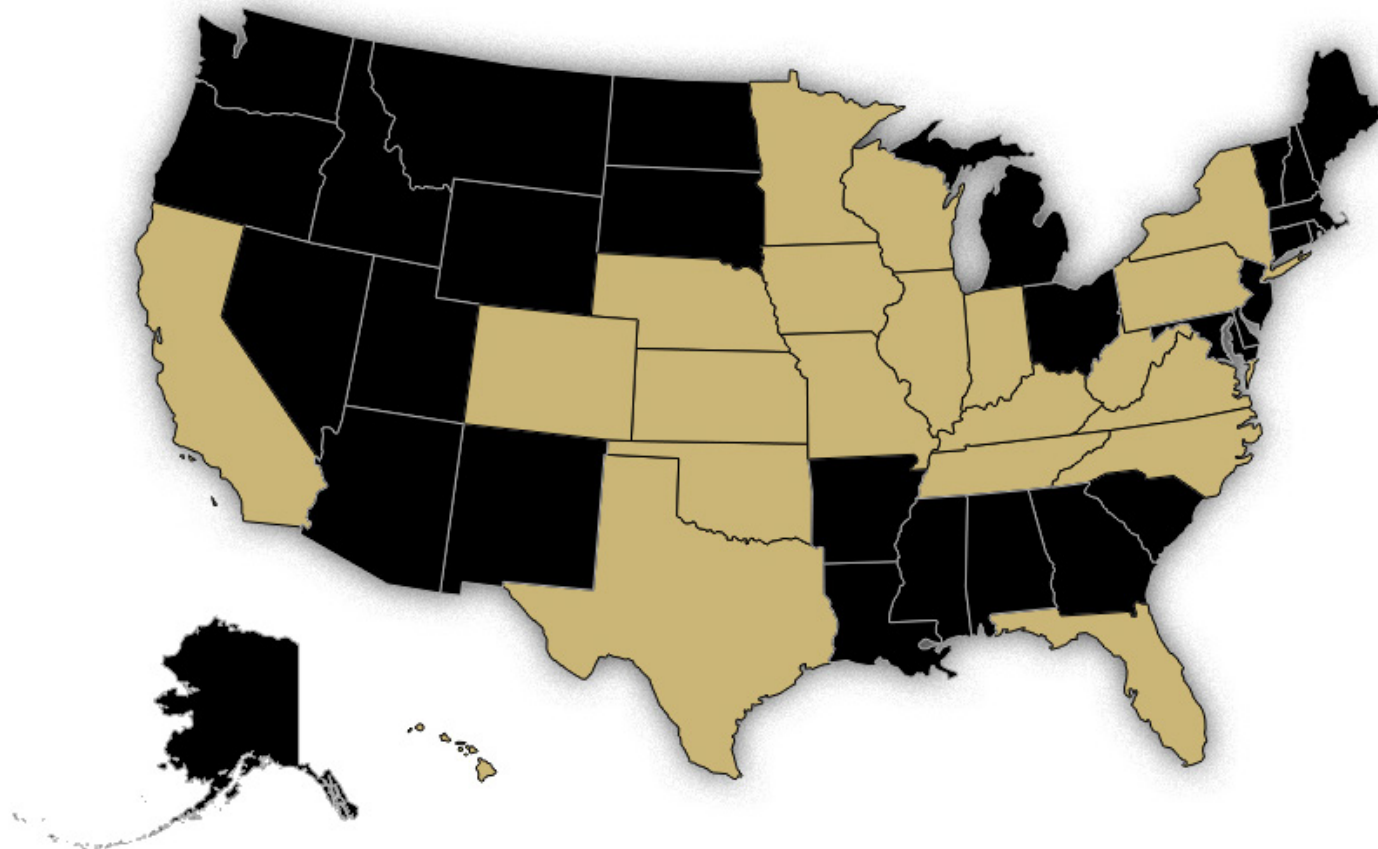
#50 Anthony Tocchini - (Like Zuccini) - Toe
 - Keen - E
 #55 Aaron Kness - Ness
 #72 Tony Failla - Fuh - Lee - Uh
 #77 Adel Mountassir - Mount - uh - sear
 #79 Nate Compere - Compare
 #84 Abe Haerr - Hair

#86 Darrin Fugitt - Few - Get
 #87 Chris Camy - Came - E
 #99 Maika Finau - My - kuh Fee - Now

Jed Stugart - Stu - Gurt
 Dusty Hovorka - Ho - Vor - Ka
 Eric Inama - Eye - Nam - Uh
 Jarrett Grabbe - Grab



LIONS BY STATE

**California - 9**

Kendric Bailey
Elijah Barclay
Chris Camy
Eric Gant
Ken Meir
George Miki-Han
Gavin Shaigneik
Anthony Slayton
Jaylan Wesley

Colorado - 13

Mac Busteed
Cameron Cooper
Devon Edwards
Zach Ely
Vincent King
Jordan Knapke
Aaron Knoss
Tyler Kubat
River Lakey
Zach Lewis
Sanjay Strickland
Jonah Rubadue
Anthony Tocchini

Florida - 2

Joshua Pena
Jesse Smith

Hawaii - 2

Maika Finau
Gareth Warren

Illinois - 15

Chris Abihudi
John Anthony
Nate Compere
Will Graham
Logan Hunter
Maximus Hrvatin
Ethan Johnson
Will Nicholson
Sam Owens
Darius Ragland
Logan Seibert
Jalen Smith
Jack Stump
Aiden Taylor
Andrew Zook

Iowa - 5

Matt Barnett
Eddie Becu
Owen Thomas
Mason Van Der Brink
Jacob Waller

Kansas - 4

Legend Robinson
Ethan Stuhlsatz
Reece Thomas
Cole Watson

Kentucky - 2

Jeff Caldwell
Frank Caldwell

Missouri - 32

Lucas Allen
Pops Battle
Joe Becker
Tre Bell
Jack Berry
Luke Birkner
Rico Bond
Mason Brown
Quinn Brown
Mason Burke
Shaun Campbell
Carter Davis
Waylon DeGrave
Brian Fitzmaurice Jr.
Darrin Fugitt
Bryce Giesler
Abe Haerr
Steve Hall
Gus Hetzel
Jackson Hetzel
Connor Huber
Demetrius Jones
Drew Krobath
Connor Lander
Cam Lawson
Kobe McClendon
Adel Mountassir
Cole Mueller
Nelson Pipes
Jared Rhodes
Ashtin Rustemeyer
Andrew Swingle

Ethan Wood

Minnesota - 1

Keenan Paschall

Nebraska - 3

Tony Failla
Nate Glantz
Jamison Kemp

North Carolina - 1

Cortezz Jones

New York - 1

Tajay Passmore

Oklahoma - 7

Gabe Gaines
Thomas Gothard
Anthony Hills
Josh Newkirk
Ronnie Thomas Jr.
Jayden Patrick
Donnie Wingate

Pennsylvania - 1

Nolan O'Hara

Tennessee - 2

Luke Cook
Robert Giaimo

Texas - 2

Taylen Blaylock
Gavin Hulet

Virginia - 1

Tristan Ginn

West Virginia - 1

Jaydyn Johnson

Wisconsin - 2

Andrew Baumgart
Daniel Simon

International**Australia - 1**

Patrick Turner



Chris Abihudi
FR - DL



Lucas Allen
JR - DL



John Anthony
SO - WR



Kendric Bailey
SR - DB



Elijah Barclay
SO - WR



Matt Barnett
JR - LB



Pops Battle
FR - QB



Andrew Baumgart
FR - LB



Joe Becker
SR - OL



Eddie Becu
FR - DT



Tre Bell
SO - DB



Jack Berry
SO - LS



Luke Birkner
FR - TE



Taylen Blaylock
JR - DB



Rico Bond
FR - WR



Mason Brown
SO - TE



Quinn Brown
FR - OL



Mac Busteed
FR - TE



Frank Caldwell
DL - SR



Jeff Caldwell
JR - WR



Shaun Campbell
FR - WR



Chris Camy
JR - TE




Nate Compere
FR - TE



Luke Cook
SO - TE



Cameron Cooper
SR - OL



Carter Davis
SO - QB



Waylon DeGrave
WR - FR



Devon Edwards
JR - LB



Zach Ely
FR - LS



Tony Failla
SO - OL



Maika Finau
SO - DL



Brian Fitzmaurice Jr.
FR - DB



Darrin Fugitt
SO - TE



Gabe Gaines
FR - OL




Eric Gant
JR - DB



Robert Giaimo
JR - RB



Bryce Geisler
FR - RB



Tristan Ginn
FR - DE



Nate Glantz
JR - QB



Thomas Gothard
FR - DB



Will Graham
FR - K



Steve Hall
FR - RB



Gus Hetzel
JR - DB



Jackson Hetzel
SO - LB



Anthony Hills
FR - WR



Maximus Hrvatin
FR - DE



Connor Huber
FR - OL



Gavin Hulet
JR - OL



Logan Hunter
FR - DL



Ethan Johnson
SR - OL



Jaydyn Johnson
JR - DB



Cortez Jones
SR - RB



Demetrius Jones
FR - DT



Jamison Kemp
FR - DL



Vincent King
SR - LB



Jordan Knapke
SR - DB



Aaron Kness
JR - LB



Drew Krobath
FR - WR



Tyler Kubat
FR - QB



River Lakey
FR - DB



Connor Lander
FR - K



Cam Lawson
SO - OL



Zach Lewis
FR - LB



Kobe McClendon
JR - DL



Ken Meir
JR - DL



George Miki-Han
JR - OL



Adel Mountassir
SO - OL



Cole Mueller
JR - RB



Josh Newkirk
FR - DB




Will Nicholson
FR - LB



Nolan O'Hara
SO - LB



Sam Owens
FR - DB



Keenan Paschall
FR - DT



Tajay Passmore
JR - DL




Jayden Patrick
JR - DB



Joshua Pena
FR - WR



Angelo Petrides
FR - LB



Nelson Pipes
JR - LS



Darius Ragland
JR - DB



Jared Rhodes
SO - RB



Legend Robinson
JR - LB



Jonah Rubadue
SR - DL




Ashtin Rustemeyer
SO - OL



Logan Seibert
JR - K



Gavin Shaigineik
FR - QB



Daniel Simon
FR - DE



Anthony Slayton
JR - LB



Jalen Smith
FR - WR



Jesse Smith
FR - DL



Sanjay Strickland
JR - LB



Ethan Stuhlsatz
JR - LB



Jack Stump
FR - DL



Andrew Swingle
FR - OL



Aiden Taylor
FR - OL



Ronnie Thomas Jr.
SO - WR



Owen Thomas
FR - LB



Reece Thomas
SO - WR



Anthony Tocchini
JR - OL



Patrick Turner
SO - K



Mason Van Der Brink
FR - LB



Jacob Waller
JR - LB



Gareth Warren
SR - OL




Cole Watson
FR - TE



Jaylan Wesley
JR - DB



Donnie Wingate
SO - DL



Ethan Wood
SO - RB



Andrew Zook
FR - DL



HARLEN C. HUNTER STADIUM


Hunter Stadium is one of the busiest places on campus throughout the year. It is the home for Lindenwood football, men's and women's soccerwomen's lacrosse. The stadium was built in 1976 by the St. Louis football Cardinals as a place to hold their training camp. In 1988, the stadium was renovated and a new artificial turf was installed. Eleven years later in 1999, Hunter Stadium debuted a new turf called Astro Play. After the 2004 season, Hunter Stadium would undergo its biggest renovation. The stadium was to be completely renovated, including end zone seating, a brand new two-story press box with luxury boxes, and a new concession area.

In 2009, the playing surface at the facility was replaced with EnviroTurf. The next renovation was more of an addition. The Student-Athlete Center, an academic success center including coaches' offices, and new locker rooms, was built in 2012. The three-story building was added behind the south end zone. In 2018 a new Ram Turf surface was placed on the field.

The stadium hosted NAIA football playoff games in 2004, 2008, 2009, and 2010 and the NAIA Women's Soccer National Championships in 2001 and 2002. In 2009, 2010, and 2015, the St. Louis Rams held training camp scrimmages at Hunter Stadium. Each of the three games drew over 5,000 spectators. During the NFL lockout in 2011, several St. Louis Rams players chose Lindenwood for offseason training. The stadium is named after Dr. Harlen C. Hunter, who founded the St. Louis Orthopedic Sports Medicine Clinic in Chesterfield in 1979, the first clinic of its kind in the St. Louis area. Hunter's contributions were the key to the upgrades of the playing surface in 1988.

STADIUM FACTS

Capacity	6,000
Surface	Ram Turf
Location	St. Charles, Mo.
First Game	1990
First Opponent	Dana (Neb.)
Score	Lindenwood 21-14
All-Time Home Record	106-78



YEAR-BY-YEAR HOME RECORDS

YEAR	RECORD
1990	5-2
1991	2-3
1992	1-4
1993	2-4
1994	2-2
1995	4-3
1996	3-2
1997	4-1
1998	3-1
1999	3-2
2000	1-6
2001	3-2
2002	1-4
2003	3-3
2004	5-1
2005	4-1
2006	4-2
2007	5-0
2008	6-0
2009	7-0
2010	5-1
2011	5-1
2012	4-2
2013	2-3
2014	0-5
2015	2-4
2016	2-3
2017	2-4
2018	0-5
2019	5-1
2020	0-0
2021	4-1
2022	4-1
2023	2-3
2024	1-1
Overall	106-78



FCS COACHES POLL

RANK	SCHOOL (FIRST-PLACE VOTES)	2024 RECORD	POINTS	PREVIOUS RANK
1	South Dakota State (21)	3-1	620	1
2	North Dakota State (3)	4-1	598	2
3	Montana State (1)	5-0	575	3
4	South Dakota	3-1	546	5
5	Villanova	4-1	508	6
6	North Dakota	4-1	481	8
7	Central Arkansas#	4-1	475	7
8	UC Davis	4-1	434	11
9	Montana	4-1	425	9
10	William & Mary	4-1	388	12
11	Mercer	5-0	356	13
12	Idaho	3-2	354	4
13	Southeast Missouri State##	4-1	320	14
14	Tarleton State	4-1	315	16
15	UIW	2-2	229	18
16	New Hampshire	3-1	194	20
17	ACU	3-2	160	22
18	Northern Iowa	2-2	150	19
19	Illinois State	3-2	143	15
20	Sacramento State	2-3	139	10
21	Richmond	3-2	134	23t
22	Florida A&M	2-2	109	21
23	Southern Illinois	2-3	102	17
24	McNeese	4-2	72	NR
25	Rhode Island	3-1	50	NR

* - Big South OVC School | # - 2024 Opponent
Others Receiving Votes: : Stony Brook, 28; Missouri St., 27; Lafayette, 24; East Tennessee St., 22; Northern Arizona, 22; Chattanooga, 21; Monmouth (N.J.), 18; Lamar, 17; North Carolina Central, 13; Duquesne, 12; Butler, 9; Dartmouth, 5; Jackson St., 4; Western Carolina, 4; Brown, 3; Drake, 3; Murray St., 3; Nicholls, 3; Bucknell, 2; Dayton, 2; Weber St., 2; Wofford, 2; Alabama A&M, 1; UAlbany, 1.

AS OF 9/30/2024

STATS PERFORM FCS TOP 25

RANK	SCHOOL (FIRST-PLACE VOTES)	2024 RECORD	POINTS	PREVIOUS RANK
1	South Dakota State (38)	3-1	1378	1
2	North Dakota State (10)	4-1	1337	2
3	Montana State (8)	5-0	1312	3
4	South Dakota	3-1	1210	5
5	Central Arkansas#	4-1	1097	7
6	Villanova	4-1	1065	6
7	North Dakota	4-1	1024	9
8	Montana	4-1	980	8
9	UC Davis	4-1	961	14
10	Idaho	3-2	930	4
11	Mercer	5-0	836	12
12	William & Mary	4-1	833	11
13	Southeast Missouri State*#	4-1	730	13
14	Tarleton State	4-1	642	16
15	UIW	2-2	609	15
16	Abilene Christian	3-2	462	20
17	Sacramento State	2-3	453	10
18	Illinois State	3-2	314	18
19	Southern Illinois	2-3	293	17
20	Rhode Island	3-1	230	22
21	New Hampshire	3-1	208	24
22	McNeese	4-2	204	NR
23	ETSU	3-2	200	NR
24	Lamar	3-2	160	19
25	Northern Arizona	3-2	132	NR

* - Big South OVC School | # - 2024 Opponent
Others Receiving Votes: Richmond 107; Northern Iowa 83; Chattanooga 62; Stony Brook 55; Florida A&M 53; Monmouth 41; Wofford 40; Lafayette 28; North Carolina Central 28; Weber State (22; Western Carolina 18; Nicholls, 17; Duquesne, 16; Southern Utah 10; Brown 3; Dartmouth 2; UT Martin 2

AS OF 9/30/2024

BIG SOUTH-OVC FOOTBALL ASSOCIATION STADINGS

SCHOOL	CONF	CONF %	OVERALL	PCT	HOME	AWAY	NEUTRAL	LID	STREAK
TENNESSEE TECH	2-0	1.000	2-2	.500	1-0	1-2	0-0	2-2	W2
SOUTHEAST MISSOURI	1-0	1.000	4-1	.800	2-0	1-1	1-0	4-1	W3
LINDENWOOD	1-0	1.000	2-3	.400	1-1	1-2	0-0	2-3	W2
TENNESSEE STATE	1-1	.500	3-2	.600	2-0	0-2	1-0	3-2	W1
WESTERN ILLINOIS	0-0	.000	1-3	.250	1-0	0-3	0-0	1-3	W1
EASTERN ILLINOIS	0-1	.000	1-4	.200	1-1	0-3	0-0	1-4	L3
CHARLESTON SOUTHERN	0-1	.000	1-3	.250	0-1	1-2	0-0	1-3	L2
GARDNER-WEBB	0-1	.000	1-4	.200	0-2	1-2	0-0	1-4	L1
UT MARTIN	0-1	.000	2-3	.400	1-1	1-2	0-0	2-3	W1

BIG SOUTH-OVC PLAYERS OF THE WEEK

OFFENSIVE PLAYER OF THE WEEK				DEFENSIVE PLAYER OF THE WEEK				SPECIAL TEAMS PLAYER OF THE WEEK				FRESHMAN OF THE WEEK			
Week	Name	Position	School	Week	Name	Position	School	Week	Name	Position	School	Week	Name	Position	School
1	Draylen Ellis	QB	TSU	1	Steve Zayachkowsky	LB	CSU	1	James Lowry	K	TSU	1	Spencer Ashby	P	TTU
2	Paxton DeLaurent	QB	SEMO	2	Tylan Hollis*	LB	CSU	2	Gilbert Brown	P	CSU	2	Drew Schiller	K	EIU
3	Draylen Ellis*	QB	TSU	2	Bryce Norman*	LB	SEMO	3	Jaren Van Winkle	K/P	UTM	3	Steve Hall*	RB	LWU
3	Nathan Lamb*	QB	WIU	3	Vincent King	LB	LWU	4	Logan Seibert*	K	LWU	3	Sanders Ellis*	LB	TSU
4	Paxton DeLaurent	QB	SEMO	4	Hudson Tucker	DL	TTU	4	Jacob Horvath*	P	EIU	4	Payton Brown	RB	SEMO
5	Jeff Caldwell	WR	LWU	5	Theron Gaines*	DL	TTU	5	DC Pippin	K	SEMO	5	Sanders Ellis	LB	TSU
				5	Oshae Baker*	DB	UTM								

* - Co Player of the Week



2024 DEPTH CHART

LINDENWOOD OFFENSE

POS	NO	NAME	HT	WT	YR
QB	18	Nate Glantz	6-2	200	Jr.
	11	Tyler Kubat	6-5	210	Fr.
RB	0	Cortez Jones	6-0	240	Sr.
	22	Steve Hall	5-9	200	Fr.
WR	8	Drew Krobath	6-2	195	Fr.
	5	John Anthony	6-4	195	So.
WR	10	Reece Thomas	5-9	180	So.
	2	Ronnie Thomas	5-10	185	So.
WR	1	Jeff Caldwell	6-4	197	Jr.
	81	Jalen Smith	6-3	187	Fr.
TE	86	Darrin Fugitt	6-4	238	So.
	84	Abe Haerr	6-5	226	Jr.
LT	78	Gareth Warren	6-6	330	Sr.
	68	Joe Becker	6-4	294	Sr.
LG	77	Adel Mountassir	6-4	300	So.
	65	Gabe Gaines	6-3	295	Fr.
C	74	Ethan Johnson	6-4	300	Sr.
	50	Anthony Tocchini	6-4	285	Jr.
RG	63	Cameron Cooper	6-4	287	Sr.
	79	Nate Compere	6-3	296	Fr.
RT	56	Gavin Hulet	6-5	310	Jr.
	73	Quinn Brown	6-4	285	Fr.

LINDENWOOD SPECIAL TEAMS

K	43	Logan Seibert	5-10	190	Sr.
	37	Will Graham	5-10	145	Fr.
H	95	Patrick Turner	6-2	222	So.
	6	Carter Davis	6-1	184	So.
P	95	Patrick Turner	6-2	222	So.
	37	Will Graham	5-10	145	Fr.
LS	45	Nelson Pipes	6-1	223	Jr.
	62	Jack Berry	6-0	232	So.

LINDENWOOD DEFENSE

POS	NO	NAME	HT	WT	YR
DE	6	Donnie Wingate	6-3	241	So.
	44	Tajay Passmore	6-1	250	Jr.
DT	91	Ashtin Rustemeyer	6-2	280	So.
	97	Jamison Kemp	6-1	305	Fr.
DT	92	Jonah Rubadue	6-0	305	Sr.
	99	Maika Finau	6-1	313	So.
DE	4	Kobe McClendon	6-2	252	Jr.
	8	Frank Caldwell	6-1	257	Sr.
LB	36	Jacob Waller	6-0	210	Jr.
	31	Matt Barnett	6-3	228	Jr.
LB	23	Devon Edwards	6-1	225	Jr.
	41	Zach Lewis	6-1	230	Fr.
LB	9	Vincent King	6-1	230	Sr.
	15	Sanjay Strickland	6-2	229	Jr.
CB	7	Jayden Patrick	5-11	182	Jr.
	1	Taylen Blaylock	5-10	195	Jr.
S	39	Eric Gant	6-0	190	Jr.
	17	Kendric Bailey	6-1	195	Sr.
S	2	Jordan Knapke	6-2	215	Sr.
	13	Jaydyn Johnson	6-1	211	Jr.
CB	5	Jaylan Wesley	6-1	205	Jr.
	3	Tre Bell	6-3	185	So.

LINDENWOOD SPECIAL TEAMS

KR	2	Ronnie Thomas	5-10	185	So.
	7	Jayden Patrick	5-11	182	Jr.
PR	2	Ronnie Thomas	5-10	185	So.
	10	Reece Thomas	5-9	180	So.



2024 DEPTH CHART

TENNESSEE STATE OFFENSE

POS	NO	NAME	HT	WT	YR
QB	1	Draylen Ellis	6-0	175	Gr.
	21	Tevin Carter	6-3	230	R-So.
RB	2	Jordan Gant	6-1	220	R-So.
	22	Jaylen Rouse	5-11	195	Sr.
WR	0	Karate Brenson	6-2	217	R-Jr.
	6	Bryant Williams	6-1	190	Jr.
WR	9	Da'Shon Davis	5-11	195	Jr.
	5	Dayron Johnson	5-9	180	Sr.
WR	8	Jalal Dean	6-0	190	Sr.
	14	Roshawn Lacy	6-0	185	Jr.
TE	89	Jason Hoath Jr.	6-2	235	So.
	17	Gerard Bullock	6-0	200	Sr.
LT	55	Saidou Ba	6-4	300	R-So.
	74	Jourden Hale-Frater	6-6	350	R-So.
LG	56	Anthony Smith	6-3	305	R-Sr.
	61	Kennedy Wilbert	6-1	293	Jr.
C	53	Blake Gamez	6-1	280	R-Jr.
	51	Alex Valbuena	6-0	275	R-So.
RG	63	Jamari Freeman	6-4	300	R-So.
	54	Darius Neals	6-4	335	R-Fr.
RT	57	Connor Meadows	6-4	300	R-So.
	72	Kaleob Onyeahialam	6-6	325	R-Fr.

TENNESSEE STATE SPECIAL TEAMS

K	99	James Lowry	5-10	225	R-Sr.
	39	Mark Shenouda	6-1	210	R-Fr.
H	41	Jackson Foster	6-2	220	Jr.
	39	Mark Shenouda	6-1	210	R-Fr.
P	41	Jackson Foster	6-2	220	Jr.
	52	Carson Buchanan	6-0	265	R-Jr.
LS	90	Connor Ridderhoff	6-2	240	R-So.

TENNESSEE STATE DEFENSE

POS	NO	NAME	HT	WT	YR
DE	44	Eriq George	6-2	280	So.
	17	Emmanuel Baez	6-4	265	Sr.
NT	2	Cameron Blaylock	6-2	315	R-Jr.
	4	Kierron Smith	6-0	335	Gr.
DT	0	Tyler Moore	5-10	290	Fr.
	99	Lathun Snipes	6-1	290	Sr.
LB	48	Chris Walker	6-4	250	Sr.
	18	Keandre Booker	6-3	240	Gr.
LB	7	Ahmad Nelson	6-2	225	Jr.
	47	Matthew Wilson	6-2	230	Fr.
LB	12	Sanders Ellis	6-2	225	Fr.
	31	Anakin Aupiu	5-11	220	Jr.
LB	1	Boogie Trotter	5-9	180	Sr.
	9	Spencer Roof	6-0	200	Jr.
CB	8	Jalen McClendon	6-0	180	R-Jr.
	13	Camani Cobbs	6-1	180	R-Fr.
S	6	Dion Villers	5-11	165	R-Fr.
	33	Taeshawn Jefferson	5-11	185	Fr.
S	21	Tyler Jones	6-0	200	R-Sr.
	24	Jordan Helton	6-1	205	Sr.
CB	10	Fondren Hollis III	5-11	180	R-Sr.
	14	Brandon Wilson	5-11	180	R-So.

TENNESSEE STATE SPECIAL TEAMS

KR	5	Dayron Johnson	5-9	180	Sr.
	84	Amari Southall	6-0	170	R-Fr.
PR	5	Dayron Johnson	5-9	180	Sr.
	1	Boogie Trotter	5-9	180	Sr.



No.	Name	Pos.	Ht.	Wt.	Yr.	Hometown/HighSchool
0	Karate Brenson	WR	6-2	215	R-Jr.	St. Louis, Mo./Christian Brothers College
0	Tyler Moore	DL	5-10	290	Fr.	Locust Grove, Ga./Luella
1	Draylen Ellis	QB	6-1	175	Gr.	Olive Branch, Miss./Kirby
1	Boogie Trotter	DB	5-9	180	Jr.	Nashville, Tenn./Pearl-Cohn
2	Cameron Blaylock	DL	6-2	315	R-Jr.	Memphis, Tenn./White Station
2	Jordan Gant	RB	5-10	205	R-So.	Lakeland, Fla./Kathleen
3	Solomon Dunn	WR	6-4	210	R-Jr.	Johnson City, Tenn./Science Hill
3	Micah Gay	LB	6-1	205	R-So.	Johns Creek, Ga./Johns Creek
4	Jaden McGill	RB	6-0	205	Jr.	Chicago, Ill./Naperville Central
4	Kierron Smith	DL	6-0	335	Gr.	Fitzgerald, Ga./Fitzgerald
5	Jalen Bell	DL	6-1	280	Gr.	Detroit, Mich. / Martin Luther King Jr.
5	Dayron Johnson	WR	5-9	180	Sr.	Springfield, Tenn./Springfield
6	Dion Villiers	DB	6-0	195	R-So.	Lakeland, Fla./Lake Gibson
6	Bryant Williams	WR	6-1	190	Jr.	New Orleans, La./El Camino College
7	Juice Majors	WR	5-9	155	So.	Nashville, Tenn./Overton
7	Ahmad Nelson	LB	6-2	225	Sr.	Birmingham, Ala./Minor
8	Jalal Dean	WR	6-0	190	Sr.	Williamston, S.C./Palmetto
8	Jalen McClendon	DB	6-0	180	R-Jr.	Tampa, Fla. /Chamberlain
9	Da'Shon Davis	WR	5-11	195	Gr.	Quincy, Fla./Jefferson County
9	Spencer Roof	DB	6-0	200	Jr.	Arlington, Texas/Nolan Catholic
10	George Hamsley	QB	6-5	220	R-So.	Memphis, Tenn./Memphis University School
10	Fondren Hollis III	DB	5-11	180	R-Sr.	Decatur, Ga./Columbia
11	Snap Reed	WR	6-2	200	Fr.	Memphis, Tenn./Bartlett
11	Brent Rowe	LB	6-1	230	Jr.	Milwaukee, Wis./Hendersonville
12	Sanders Ellis	LB	6-2	225	Fr.	Nashville, Tenn./Station Camp
12	Chase Spellman	QB	6-3	220	Fr.	Wales, Wis./Kettle Moraine
13	Camani Cobbs	DB	6-1	180	R-Fr.	McDonough, Ga./Eagle's Landing
13	Ryder Hagan	QB	6-1	210	R-Fr.	Nashville, Tenn./Overton
14	Roshawn Lacy	WR	6-0	185	Jr.	Orange, Calif./Esperanza
14	Brandon Wilson	DB	5-11	180	R-So.	Montgomery, Ala./Park Crossing
15	Malik Ganaway	DB	6-2	190	R-So.	Trenton, Tenn./Peabody
15	Lance Wilhoite	WR	6-2	175	R-Jr.	Nashville, Tenn./Franklin Road Academy
16	Brandon Bouie Jr.	DB	6-1	195	So.	Nashville, Tenn./Ensworth
16	Exavious Reed	TE	6-4	220	R-Fr.	LaGrange, Ga./Callaway
17	Emmanuel Baez	DL	6-4	265	Sr.	Plant City, Fla./Plant City
17	Gerard Bullock	TE	6-0	200	Sr.	Nashville, Tenn./Ensworth
18	Keandre Booker	DB	6-3	240	Gr.	Moss Point, Miss./Moss Point
18	Kheagian Heckaman	TE	6-1	220	R-So.	Hampshire, Texas/Hamshire-Fannett
19	Aiden Smith	WR	6-0	180	R-So.	Houston, Texas/Legacy The School of Sports Sciences
19	Darius Smith	DB	5-10	175	Jr.	Nashville, Tenn./Hillsboro
20	Kaderris Roberts	RB	5-8	180	R-Jr.	Zellwood, Fla./Orangewood Christian
21	Tevin Carter	QB	6-3	230	R-So.	Memphis, Tenn./PURE Youth
21	Tyler Jones	DB	6-0	200	R-Sr.	Orlando, Fla./West Orange
22	Jalen Rouse	RB	5-11	195	Sr.	Richmond Hill, Ga./Richmond Hill
22	DuJuan Sharp III	DB	5-8	170	R-Fr.	Nashville, Tenn./Ensworth
23	C.J. Evans	RB	5-8	180	R-Sr.	Mobile, Ala./McGill-Toolen Catholic
24	Jordan Helton	DB	6-1	205	Sr.	Memphis, Tenn./Memphis Univ. School
25	Shivan Abdullah	QB	6-0	205	R-Fr.	Nashville, Tenn./Cane Ridge
25	Sammy Taylor	LB	6-2	205	R-Fr.	Nashville, Tenn./Ensworth
26	Johnathan Moore	RB	5-11	200	R-Fr.	Smyrna, Tenn./Montgomery Bell Academy
27	Byron Davis	DB	6-1	185	So.	Nashville, Tenn./Cane Ridge
28	Kaiki Baker	DB	6-3	190	Fr.	Nashville, Tenn./Hillsboro
29	Antwone Parker	RB	6-1	225	Sr.	Fort Worth, Texas/Kennedale
30	Dominique Dixon	DB	6-1	195	Fr.	St. Louis, Mo./Cardinal Ritter
31	Anakin Aupiu	LB	5-11	220	Jr.	Compton, Calif./St. Anthony
32	Jayden Coleman	DB	5-10	180	Fr.	Phenix City, Ala./Liberty-Eylau
33	Taeshawn Jefferson	DB	5-11	185	Fr.	Nashville, Tenn./Germantown
34	Mecca Carr-Bordeaux	DL	6-4	265	R-Fr.	Rocky Point, N.C./Pender
35	C.J. Lowe	LB	6-0	190	Jr.	Memphis, Tenn./Lausanne Collegiate School
36	Caden Marshall	LB	6-2	205	Fr.	Paris, Tenn./Henry County
37	Jacorris Foreman	LB	5-11	205	R-Fr.	Pahokee, Fla./Everglades Preparatory Academy
38	Gabriel McDaniel	DB	5-10	170	R-Sr.	Nashville, Tenn./Ensworth
39	Mark Shenouda	P	6-1	210	R-Fr.	Mt. Juliet, Tenn./Mt. Juliet
40	Marlon Huff	DL	6-3	230	Fr.	Delray Beach, Fla./Atlantic
41	Jackson Foster	P	6-2	220	Sr.	Danville, Calif./San Ramon Valley
41	Quinn Reid	DL	6-4	225	Fr.	Bradenton, Fla./IMG Academy
42	Ro Abercrombie	TE	6-4	245	R-Jr.	San Bernardino, Calif./Aquinas
43	Kamden Edwards	TE	5-10	225	R-Jr.	Chattanooga, Tenn./Tyner Academy
44	Craig Cunningham	RB	5-10	190	R-So.	Memphis, Tenn./Lausanne Collegiate
44	Eriq George	DL	6-2	280	So.	Nashville, Tenn./Montgomery Bell Academy
45	Josiah Smith	LB	6-1	245	So.	Nashville, Tenn./Antioch
46	Scotty Roddy	LB	-	-	R-Fr.	Memphis, Tenn./KIPP Collegiate
46	Oliver Walker	RB	5-10	205	Fr.	Glendale, Ariz./Cactus
47	Matthew Wilson	LB	6-2	230	Fr.	Tampa, Fla./Middleton
48	Chris Walker	DL	6-4	250	Sr.	Sanford, Fla./Seminole
49	Jace Dobbins	DB	6-0	165	R-Fr.	Dandridge, Tenn./Jefferson County
50	Ace Meadows	DL	6-7	310	Fr.	Trenton, Tenn./Peabody

No.	Name	Pos.	Ht.	Wt.	Yr.	Hometown/HighSchool
51	Alex Valbuena	OL	6-0	275	R-So.	Antioch, Tenn./Ezell-Harding Christian
52	Carson Buchanan	LS	6-0	250	Sr.	Nashville, Tenn./Antioch
53	Blake Gamez	OL	6-1	280	R-Jr.	Buckeye, Ariz./Verrado
54	Darius Neals	OL	6-4	335	R-Fr.	Ellenwood, Ga./Cedar Grove
55	Saidou Ba	OL	6-4	300	R-So.	Memphis, Tenn./PURE Academy
55	Camron Douglas	OL	6-3	300	R-So.	Brownsville, Tenn./Haywood
56	Anthony Smith	OL	6-3	305	R-Sr.	Lakeland, Fla./Lakeland
57	Connor Meadows	OL	6-4	300	R-So.	Trenton, Tenn./Peabody
58	Hadine Diaby	OL	6-3	300	So.	Loganville, Ga./Grayson
61	Kennedy Wilbert	OL	6-1	295	Gr.	Memphis, Tenn./Middle College
62	Chazan Page	OL	6-1	295	Sr.	Nashville, Tenn./Lipscomb Academy
63	Jamari Freeman	OL	6-4	300	R-So.	Fairburn, Ga./Langston Hughes
64	Justin Harper	OL	6-3	265	Fr.	St. Petersburg, Fla./Lakewood
65	Jacob Wooden	OL	6-4	305	Sr.	Nashville, Tenn./Stewarts Creek
67	Veguer Jean-Jumeau	OL	6-7	275	Fr.	Nashville, Tenn./Hillsboro
68	Quinton Mastropietro	OL	6-4	305	Jr.	Mountain View, Calif./Mountain View
70	Darien Farmer	OL	6-0	300	R-Fr.	Aurora, Ill./West Aurora
72	Kaleob Onyiahialam	OL	6-6	325	R-Fr.	Harvest, Ala./Sparkman
74	Jourden Hale-Frater	OL	6-5	350	R-So.	Cincinnati, Ohio/Sycamore
77	Owen Borba	OL	6-3	280	Fr.	Lebanon, Tenn./Wilson County
78	Kobe Jones	OL	6-3	310	Fr.	Cumming, Ga./Denmark
80	TySean Jefferson	WR	5-7	170	R-Jr.	Nashville, Tenn./Beech
81	Santana Crayton	WR	5-10	185	Fr.	Louisville, Ky./Pleasure Ridge Park
83	Joshua Meriwether	TE	6-2	230	Gr.	Nashville, Tenn./Montgomery Bell Academy
84	Amari Southall	WR	6-0	170	R-Fr.	Nashville, Tenn./Hillsboro
85	Malik Billingsley	WR	5-10	190	Sr.	St. Louis, Mo./Christian Brothers
86	Connor Ruth	TE	6-3	220	Fr.	Knoxville, Tenn./Knoxville Catholic
87	Gerard Turner	WR	6-0	205	Sr.	Miami, Fla./South Miami Senior
88	Tucker Kyne	TE	6-5	225	Fr.	Woodbury, Tenn./Cannon County
89	Jason Hoath Jr.	TE	6-2	235	So.	Columbia, Tenn./Page
90	Connor Ridderhoff	LS	6-2	240	R-So.	Chelsea, Ala./Chelsea
91	Daniel Bravo	K	5-7	180	Fr.	Nashville, Tenn./Antioch
93	Meonta Kimbrough	DL	6-1	270	R-Sr.	Memphis, Tenn./Overton
94	Yirayah LaNier	DL	6-3	240	R-So.	Brentwood, Tenn./Brentwood
95	Chandon Page	DL	6-3	305	Gr.	Nashville, Tenn./Pearl-Cohn
97	Kyle Hicks	LS	6-2	220	Fr.	Nashville, Tenn./Hillsboro
98	Terence Carpenter II	DL	6-3	225	R-Fr.	Memphis, Tenn./Blackman
99	James Lowery	K/P	5-10	210	R-Sr.	Ft. Lauderdale, Fla./American Heritage
99	Lathun Snipes	DL	6-1	290	Sr.	Elk Grove, Calif./Monterey Trail
	David Milburn	LB	6-0	205	Fr.	Memphis, Tenn./Bartlett

COACHING STAFF

Eddie George	Head Coach
Travis Partridge	Offensive Coordinator / Quarterbacks
Joe Bowden	Associate Head Coach / Linebackers Coach
Dylan Chmura	Offensive Line Coach
Brandon Fisher	Defensive Coordinator
Josh Crawford	Running Backs Coach
Richard McNutt	Defensive Backs Coach
Seth Hestness	Tight Ends / Fullbacks Coach
Clyde Simmons	Defensive Line Coach
Rickey Galvin	Wide Receivers Coach
Keith Burns	Special Teams Coordinator/Defensive Specialist
Spencer Wheeler	Offensive Graduate Assistant
James Reese IV	Defensive Graduate Assistant



2024-25 Lindenwood Football
Overall Team Statistics
All games

Page 1/2
as of Oct 01, 2024

Team Statistics

	LINDEN	OPP
Scoring	122	135
Points per game	24.4	27.0
Points Off Turnovers	6	6
First Downs	92	109
Rushing	40	45
Passing	40	55
Penalty	12	9
Rushing Yardage	725	965
Yards gained rushing	830	1041
Yards lost rushing	105	76
Rushing attempts	168	187
Average per rush	4.3	5.2
Average per game	145.0	193.0
TDs Rushing	6	11
Passing Yardage	1057	1201
Comp-Att-Int	80-130-5	96-148-3
Average per pass	8.1	8.1
Average per catch	13.2	12.5
Average per game	211.4	240.2
TDs Passing	8	7
Total offense	1782	2166
Total plays	298	335
Average per play	6.0	6.5
Average per game	356.4	433.2
Kick returns: #-Yards	12-207	10-192
Punt returns: #-Yards	10-153	6-84
Int returns: #-Yards	3-10	5-40
Kick return average	17.3	19.2
Punt return average	15.3	14.0
Int return average	3.3	8.0
Fumbles-Lost	3-0	6-2
Penalties-Yards	18-175	25-252
Average per game	35.0	50.4
Punts-Yards	26-929	22-939
Average per punt	35.7	42.7
Net punt average	30.0	33.9
Kickoffs-Yards	25-1515	25-1461
Average per kick	60.6	58.4
Net kick average	39.9	39.4
Time of possession / game	28:36	31:23
3rd-down conversion	24/65	19/58
3rd-down pct	37%	33%
4rd-down conversion	2/5	6/9





2024-25 Lindenwood Football
Overall Team Statistics
All games

	LINDEN	OPP
4rd-down pct	40%	67%
Sacks by-Yards	9-48	14-75
Misc Yards	0	0
Touchdowns scored	15	19
Field goals - attempts	6-7	1-6
On-Side kicks	0-1	0-0
Red-zone scores	(11-12) 92%	(14-18) 78%
Red-zone touchdowns	(7-12) 58%	(13-18) 72%
PAT-attempts	(14-15) 93%	(16-17) 94%
2-point conversion-attempts	(0-1) 0%	(1-2) 50%
Attendance	8493	34361
Games / Avg per game	2/4247	3/11454
Neutral site games	-	0/0

Score by Periods

Team	1st	2nd	3rd	4th	OT	TOT
Lindenwood	10	42	33	37	0	122
Opponents	35	50	21	29	0	135



2024-25 Lindenwood Football
Individual Statistics
All games

Rushing

Player	gp	att	gain	loss	net	avg	td	lg	avg/g
Cortez Jones	5	46	327	6	321	7.0	2	51	64.2
Steve Hall	5	39	229	3	226	5.8	0	33	45.2
Robert Giaimo	4	23	110	1	109	4.7	1	20	27.3
Nate Glantz	5	40	121	80	41	1.0	3	16	8.2
Jared Rhodes	4	13	37	10	27	2.1	0	17	6.8
Drew Krobath	5	1	4	0	4	4.0	0	4	0.8
Tyler Kubat	2	2	2	2	0	0.0	0	2	0.0
Team	5	4	0	3	-3	-0.8	0	0	-0.6
Total	5	168	830	105	725	4.3	6	51	145.0
Opponents	5	187	1041	76	965	5.2	11	57	193.0

Passing

Player	gp	effic	comp-att-int	pct	yds	td	lg	avg/g
Nate Glantz	5	136.0	75-123-5	61.0	942	7	93	188.4
Tyler Kubat	2	256.6	5-7-0	71.4	115	1	79	57.5
Total	5	142.5	80-130-5	61.5	1057	8	93	211.4
Opponents	5	144.6	96-148-3	64.9	1201	7	69	240.2

Receiving

Player	gp	no.	yds	avg	td	lg	avg/g
Jeff Caldwell	5	23	508	22.1	7	93	101.6
Reece Thomas	5	10	125	12.5	1	27	25.0
Cortez Jones	5	8	55	6.9	0	23	11.0
Abe Haerr	5	8	109	13.6	0	30	21.8
Drew Krobath	5	7	90	12.9	0	36	18.0
Steve Hall	5	7	24	3.4	0	14	4.8
Jalen Smith	4	6	60	10.0	0	22	15.0
Darrin Fugitt	3	4	46	11.5	0	24	15.3
Robert Giaimo	4	3	8	2.7	0	4	2.0
Jared Rhodes	4	1	19	19.0	0	19	4.8
Cole Watson	5	1	2	2.0	0	2	0.4
Mac Busteed	3	1	0	0.0	0	0	0.0
Total	5	79	1046	13.2	8	93	209.2
Opponents	5	96	1201	12.5	7	69	240.2

Punt Returns

Player	no.	yds	avg	td	lg
Taylen Blaylock	6	75	12.5	0	30
Rico Bond	2	78	39.0	0	78
Ronnie Thomas Jr.	2	0	0.0	0	0
Luke Cook	0	0	0.0	1	0
Total	10	153	15.3	1	78
Opponents	6	84	14.0	0	26

Interceptions

Player	no.	yds	avg	td	lg
Jayden Patrick	1	5	5.0	0	5
Jackson Hetzel	1	0	0.0	0	0
Tre Bell	1	5	5.0	0	5
Total	3	10	3.3	0	5
Opponents	5	40	8.0	1	33

Kick Returns

Player	no.	yds	avg	td	lg
Ronnie Thomas Jr.	7	105	15.0	0	22
Taylen Blaylock	3	59	19.7	0	34
Robert Giaimo	1	29	29.0	0	29
Jeff Caldwell	1	14	14.0	0	14
Total	12	207	17.3	0	34
Opponents	10	192	19.2	0	31

Fumble Returns

Player	no.	yds	avg	td	lg
Kendric Bailey	1	0	0.0	0	0
Eric Gant	1	0	0.0	0	0
Total	2	0	0.0	0	0
Opponents	0	0	0.0	0	0



2024-25 Lindenwood Football
Individual Statistics
All games

Scoring

Player			PAT						pts
	td	fg	kick	rush	rcv	pass	dxp	saf	
Jeff Caldwell	7	-	-	-	-	-	-	-	42
Logan Seibert	-	6-7	14-15	-	-	-	-	-	32
Nate Glantz	3	-	-	-	-	-	-	-	18
Cortez Jones	2	-	-	-	-	-	-	-	12
Robert Giaimo	1	-	-	-	-	-	-	-	6
Reece Thomas	1	-	-	-	-	-	-	-	6
Luke Cook	1	-	-	-	-	-	-	-	6
Total	15	6-7	14-15	0	0	0	0	0	122
Opponents	19	1-6	16-17	0	1	1	0	0	135

Total Offense

Player	g	plays	rush	pass	total	avg/g
Nate Glantz	5	163	41	942	983	196.6
Cortez Jones	5	46	321	0	321	64.2
Steve Hall	5	39	226	0	226	45.2
Tyler Kubat	2	9	0	115	115	57.5
Robert Giaimo	4	23	109	0	109	27.3
Jared Rhodes	4	13	27	0	27	6.8
Drew Krobath	5	1	4	0	4	0.8
Team	5	0	-3	0	-3	-0.6
Total	5	298	725	1057	1782	356.4
Opponents	5	335	965	1201	2166	433.2

Field Goals

Player	fg	pct.	01-19	20-29	30-39	40-49	50-99	lg	blk
Logan Seibert	6-7	85.7	0-0	1-1	3-3	2-3	0-0	46	0
Opponents	1-6	16.7	0-0	0-0	1-4	0-1	0-1	32	2

Punting

Player	no.	yds	avg	lg	tb	fc	i20	50+	blk
Patrick Turner	24	884	36.8	50	1	9	11	1	0
Team	2	45	22.5	0	0	0	0	0	2
Total	26	929	35.7	50	1	9	11	1	2
Opponents	22	939	42.7	64	2	3	2	6	1

FG Sequence

Team Name	Lindenwood	Opponents
Kansas	(34)	
Central Ark.	(32),(20)	35,45
St. Thomas (MN)	(42),(32),(46)	
Eastern Ill.	49	(32),50,30
Missouri St.		38

Numbers in parentheses indicate field goal was made

Kickoffs

Player	no.	yds	avg	tb	ob	retn	net	ydl
Logan Seibert	22	1346	61.2	9	1			
Will Graham	3	169	56.3	0	0			
Total	25	1515	60.6	9	1	10	39.9	25
Opponents	25	1461	58.4	11	1	12	39.4	25

All Purpose

Player	g	rush	rcv	pr	kr	ir	total	avg/g
Jeff Caldwell	5	0	508	0	14	0	522	104.4
Cortez Jones	5	321	55	0	0	0	376	75.2
Steve Hall	5	226	24	0	0	0	250	50.0
Robert Giaimo	4	109	8	0	29	0	146	36.5
Taylen Blaylock	4	0	0	75	59	0	134	33.5
Reece Thomas	5	0	125	0	0	0	125	25.0
Abe Haerr	5	0	109	0	0	0	109	21.8
Ronnie Thomas Jr.	3	0	0	0	105	0	105	35.0
Drew Krobath	5	4	90	0	0	0	94	18.8
Rico Bond	2	0	0	78	0	0	78	39.0
Jalen Smith	4	0	60	0	0	0	60	15.0
Darrin Fugitt	3	0	46	0	0	0	46	15.3
Jared Rhodes	4	27	19	0	0	0	46	11.5
Nate Glantz	5	41	0	0	0	0	41	8.2
Jayden Patrick	5	0	0	0	0	5	5	1.0
Tre Bell	3	0	0	0	0	5	5	1.7
Cole Watson	5	0	2	0	0	0	2	0.4
Team	5	-3	0	0	0	0	-3	-0.6
Total	5	725	1046	153	207	10	2141	428.2
Opponents	5	965	1201	84	192	40	2482	496.4



2024-25 Lindenwood Football
Overall Defense Statistics
All games

Page 1/1
as of Oct 01, 2024

Team Defense

			Tackles				Sacks	Pass defense			Fumbles	blkd		
##	Player	gp	ua	a	tot	tfl/yds	no-yds	int-yds	brup	qbh	fr-yds	ff	kick	saf
9	Vincent King	5	27	18	45	2.5-8	.	.	.	3
23	Devon Edwards	5	19	17	36	1-1	.	.	.	2
2	Jordan Knapke	5	19	7	26
36	Jacob Waller	5	18	7	25	2-8	1-6	.	.	2
5	Jaylan Wesley	5	14	6	20	.	.	.	1
20	Ethan Stuhlsatz	2	14	6	20	1.5-7	1-7	2	.	.
7	Jayden Patrick	5	12	3	15	2-8	1-7	1-5	4	.	.	.	1	.
39	Eric Gant	5	10	2	12	1-1	.	.	3	.	1-0	.	.	.
6	Donnie Wingate	5	6	5	11	3-13	3-13	1	.	.
13	Jaydyn Johnson	5	8	3	11
15	Sanjay Strickland	3	7	2	9	1-1
91	Ashtin Rustemeyer	5	5	4	9	2-7	.	.	.	1	.	.	1	.
4	Kobe McClendon	5	5	4	9	2
31	Matt Barnett	3	3	3	6
3	Tre Bell	3	6	.	6	.	.	1-5	2
8	Frank Caldwell	5	3	3	6	.	.	.	1
40	Jackson Hetzel	5	4	1	5	1-2	.	1-0	.	.	.	1	.	.
17	Kendric Bailey	3	4	1	5	.	.	.	1	.	1-0	.	.	.
90	Jesse Smith	5	2	3	5
1	Taylen Blaylock	4	4	.	4
44	Tajay Passmore	5	4	.	4	1-7	1-7
25	Gus Hetzel	5	3	.	3
99	Maika Finau	5	3	.	3	1-3	1-3	.	.	1
92	Jonah Rubadue	5	1	2	3	1-5	1-5	.	1
41	Zach Lewis	3	1	2	3	1
14	Thomas Gothard	3	.	3	3
52	Anthony Slayton	2	2	1	3
59	Nolan O'Hara	4	2	.	2
94	Mason Burke	2	1	1	2	.	.	.	1
12	Josh Newkirk	4	.	2	2
26	Mason Van Der Brink	1	1	.	1
21	Robert Giaimo	4	1	.	1	1	.
96	Demetrius Jones	2	1	.	1	1-2
19	Sam Owens	1	1	.	1
	Totals	5	211	106	317	21-73	9-48	3-10	14	12	2-0	4	3	0
	Opponents	5	176	124	300	28-108	14-75	5-40	13	8	0-0	1	2	0



2024-25 Lindenwood Football
Team Game-by-Game
All games

Date	Opponent	Rushing				Receiving				Passing				Kick Returns				Punt Returns				tot		
		no.	yds	td	lg	no.	yds	td	lg	cmp	att	int	yds	td	lg	no.	yds	td	lg	no.	yds	td	lg	off
08/29/2024	at Kansas	27	75	0	10	18	127	0	30	18	31	1	127	0	30	1	14	0	14	0	0	0	0	202
09/07/2024	Central Ark.	29	76	0	33	17	182	1	40	17	33	0	182	1	40	5	79	0	22	2	0	0	0	258
09/14/2024	at Missouri St.	28	127	1	32	14	201	1	79	14	24	3	201	1	79	2	26	0	14	0	0	0	0	328
09/21/2024	St. Thomas (MN)	44	277	5	51	16	253	2	93	17	23	0	264	2	93	0	0	0	0	6	141	1	78	541
09/28/2024	at Eastern Ill.	40	170	0	34	14	283	4	74	14	19	1	283	4	74	4	88	0	34	2	12	0	9	453
Lindenwood		168	725	6	51	79	1046	8	93	80	130	5	1057	8	93	12	207	0	34	10	153	1	78	1782
Opponents		187	965	11	57	96	1201	7	69	96	148	3	1201	7	69	10	192	0	31	6	84	0	26	2166

Lindenwood Averages

Games	Avg/ rush	Avg/ catch	Pass effic	KR avg	PR avg	All purpose avg/game	Total offense avg/game
5	4.3	13.2	142.5	17.3	15.3	428.2	356.4

Date	Opponent	Tackles				Sacks	Fumble	Pass Defense			blkd	PAT attempts			off			
		ua	a	total	tfl-yds	no-yds	ff	fr-yds	int-yds	qbh	brup	kick	kick	rush	rcv	saf	t/o	pts
08/29/2024	at Kansas	44	14	58	0.0-0	0-0	1	1-0	1-5	1	1	0	0-0	0	0	0	0	3
09/07/2024	Central Ark.	39	26	65	6.0-26	3-20	1	0-0	0-0	4	0	1	1-1	0	0	0	0	13
09/14/2024	at Missouri St.	42	36	78	5.0-23	3-16	0	0-0	0-0	1	1	1	2-2	0	0	0	0	14
09/21/2024	St. Thomas (MN)	35	14	49	7.0-13	2-5	2	1-0	2-5	3	6	1	7-8	0	0	0	6	64
09/28/2024	at Eastern Ill.	51	16	67	3.0-11	1-7	0	0-0	0-0	3	6	0	4-4	0	0	0	0	28
Lindenwood		211	106	317	21.0-73	9-48	4	2-0	3-10	12	14	3	14-15	0	0	0	6	122
Opponents		176	124	300	28.0-108	14-75	1	0-0	5-40	8	13	2	16-17	0	1	0	6	135

Date	Opponent	Punting										Field Goals			Kickoffs			
		no.	yds	avg	long	blkd	tb	fc	50+	i20	md-att	long	blkd	no.	yds	avg	tb	ob
08/29/2024	at Kansas	6	190	31.7	41	1	0	2	0	3	1-1	34	0	2	130	65.0	1	0
09/07/2024	Central Ark.	8	314	39.3	50	0	0	4	1	2	2-2	32	0	4	236	59.0	1	0
09/14/2024	at Missouri St.	5	185	37.0	40	0	0	2	0	3	0-0	0	0	2	130	65.0	2	0
09/21/2024	St. Thomas (MN)	3	109	36.3	42	1	1	1	0	1	3-3	46	0	12	706	58.8	2	1
09/28/2024	at Eastern Ill.	4	131	32.8	49	0	0	0	0	2	0-1	0	0	5	313	62.6	3	0
Lindenwood		26	929	35.7	50	2	1	9	1	11	6-7	46	0	25	1515	60.6	9	1
Opponents		22	939	42.7	64	1	2	3	6	2	1-6	32	2	25	1461	58.4	11	1

LINDENWOOD FOOTBALL RECORD BOOK



EST. 1990



TEAM RECORDS - SINGLE GAME

TOTAL OFFENSE

Most Plays:
98 vs. Culver-Stockton (2000)

Most Yards Gained:
735 vs. Evangel (2010)

RUSHING

Most Rushes:
63 vs. Culver-Stockton (1997)

Most Yards Gained:
417 vs. Northeastern State (2017)

Most Rushing Touchdowns:
8 vs. Culver-Stockton (2010)
8 vs. Kentucky Wesleyan (2021)

PASSING

Most Attempts:
62 vs. Culver-Stockton (2000)

Most Completions:
38 vs. UIndy (2019)

Most Yards Gained:
552 vs. Evangel (2010)

Most Touchdown Passes:
7 vs. William Jewell (2022)
6 vs. Baker (2010)
6 vs. Nebraska-Kearney (2012)
6 vs. William Jewell (2021)

SCORING

Most Points:
90 vs. Culver-Stockton (2010)

Most Points, Both Teams:
113 vs. Lambuth (2008)

Most Points, First Quarter
28 vs. Northwestern (2001)
28 vs. Graceland (2010)
28 vs. Culver-Stockton (2011)

Most Points, Second Quarter
36 vs. Central Methodist (2010)

Most Points, Third Quarter
37 vs. Ottawa (2009)

Most Points, Fourth Quarter
26 vs. Graceland (2011)

Most Points, First Half
56 vs. Wisconsin-Stevens Point (2023)
49 vs. Evangel (2010)
49 vs. Central Methodist (2010)
49 vs. Graceland (2010)
49 vs. Culver-Stockton (2011)

Most Points, Second Half
44 vs. Ottawa (2009)

Most Touchdowns Scored:
13 vs. Culver-Stockton (2010)

Most PAT Made by Kicking:
12 vs. Culver-Stockton (2010)

Most Two-Point Conversions:
2 vs. Benedictine (2008)

Most Field Goals Made:
4 vs. Avila (2007)

ALL-PURPOSE

Most Yards (since 2004):
1046 vs. Culver-Stockton (2010)

TOTAL DEFENSE

Fewest Total Offense Yards Allowed:
77 vs. Central Methodist (2004)

Fewest Rushing Yards Allowed:
-7 vs. Peru State (1992)
-7 vs. Graceland (2011)

Fewest Passing Yards Allowed:
29 vs. Missouri Valley (1991)

Most Sacks Recorded by:
7 vs. Evangel (2004)
7 vs. Taylor (1995)
7 vs. Emporia State (2016)

INTERCEPTIONS

Most Passes Intercepted by:
6 vs. St. Xavier (1993)

Most Yards on Interception Returns:
130 vs. Central Oklahoma (2016)

Most Touchdowns on Interception Returns:
2 vs. Avila (2004)
2 vs. Nebraska-Kearney (2016)

Most Fumble Recoveries:
7 vs. Trinity International (1991)

Most Turnovers:
9 vs. Trinity International (1991)



Hakim Thomas - 2009 National Championship Game



Matt Angell & Rudy Fleming - 2009 vs Ottawa



INDIVIDUAL RECORDS - SINGLE GAME

TOTAL OFFENSE

Most Plays:

74, Cade Brister vs. Central Missouri (2018)
 74, Cade Brister vs. Missouri Western (2018)
 70, Cade Brister vs. UIndy (2019)
 69, Cade Brister vs. Eastern Illinois (2022)
 68, Cade Brister vs. Central Oklahoma (2018)
 67, Cade Brister vs. Midwestern State (2019)
 64, Cade Brister vs. Northwest Missouri (2019)
 62, Najee Jackson vs. Emporia State (2017)
 62, Cade Brister vs. Eastern Washington (2019)
 61, Cade Brister vs. Northwest Missouri (2018)

Most Yards Gained:

554, Cade Brister vs. UIndy (2019)
 475, Cade Brister vs. Central Arkansas (2022)
 474, Ben Gomez vs. Nebraska-Kearney (2012)
 458, Philip Staback vs. Baker (2010)
 433, Ben Kisner vs. Morningside (2008)
 426, Cade Brister vs. SEMO (2022)
 418, Philip Staback vs. Missouri Valley (2010)
 415, Cade Brister vs. Central Missouri (2018)
 406, Ben Gomez vs. Evangel (2008)
 406, Cade Brister vs. William Jewell (2022)

RUSHING

Most Rushes:

43, DeDe Dorsey vs. Graceland (2005)
 40, Marceo Haywood vs. Evangel (1999)
 36, Derron Parquet vs. MidAmerica Nazarene (2004)
 35, Adam Saperstein vs. Cumberland (1990)
 35, Adam Saperstein vs. Hardin-Simmons (1991)
 32, Ron Huskey vs. Missouri Valley (2000)
 32, DeDe Dorsey vs. Northwestern (2004)
 31, Sherwin Ellis vs. Northwestern (2003)
 31, Derron Parquet vs. Central Methodist (2004)
 31, Derron Parquet vs. Missouri Valley (2004)
 31, DeDe Dorsey vs. Hastings (2004)
 31, DeDe Dorsey vs. Evangel (2005)

Most Yards Gained

271, DeDe Dorsey vs. Graceland (2005)
 246, DeDe Dorsey vs. Evangel (2005)
 235, Marceo Haywood vs. Butler (1999)
 235, Adam Saperstein vs. Cumberland (1990)
 231, Nash Sutherlin vs. Southwest Baptist (2019)
 228, Denodus O'Bryant vs. Washburn (2012)
 220, Adam Saperstein vs. St. Ambrose (1991)
 215, DeDe Dorsey vs. Culver-Stockton (2004)
 214, Adam Saperstein vs. Hardin-Simmons (1991)
 198, DeDe Dorsey vs. Northwestern (2004)

Most Touchdowns Scored by Rushing:

6, DeDe Dorsey vs. Graceland (2005)
 5, Adam Saperstein vs. Hardin-Simmons (1991)
 5, Cade Brister vs. Kentucky Wesleyan (2021)
 5, Cade Brister vs. Central Arkansas (2022)
 4, Connor Harris vs. Northeastern State (2014)
 3, numerous times

Longest Rush:

88, Denodus O'Bryant vs. Washburn (2012)
 87, Nash Sutherlin vs. Pittsburg State (2018)
 84, Denodus O'Bryant vs. Central Missouri (2011)
 84, Richard Murrell vs. Georgetown (2007)
 82, Denodus O'Bryant vs. Evangel (2009)
 81, Sherwin Ellis vs. Evangel (2003)
 81, Hakeem Abdullah vs. Georgetown (2007)
 80, Donnie Dillard vs. Trinity International (1995)
 80, Wallace Santee vs. Central Methodist (1997)
 80, Denodus O'Bryant vs. Pittsburg State (2012)
 79, DeDe Dorsey vs. Central Methodist (2005)
 79, Denodus O'Bryant vs. Truman State (2012)

PASSING

Most Attempts:

59, Cade Brister vs. UIndy (2019)
 58, Mike Hofbauer vs. Baker (2000)
 57, Graham Lindman vs. Northwest Missouri (2014)
 55, Dillon Miller vs. Fort Hays (2014)
 54, Graham Lindman vs. Central Oklahoma (2014)
 53, Cade Brister vs. Central Missouri (2018)
 53, Cade Brister vs. Missouri Western (2018)
 53, Cade Brister vs. Northwest Missouri (2019)
 52, Dillon Miller vs. Lincoln (2013)
 52, Dillon Miller vs. Central Missouri (2013)

Most Completions:

38, Cade Brister vs. UIndy (2019)
 37, Cade Brister vs. Truman State (2019)
 34, Dillon Miller vs. Lincoln (2013)
 32, Ben Kisner vs. Morningside (2008)
 31, Dillon Miller vs. Fort Hays (2014)
 30, Max Brown vs. Benedictine (1997)
 30, Mike Hofbauer vs. Baker (2000)
 31, Cade Brister vs. Missouri Western (2018)
 30, Najee Jackson vs. Emporia State (2017)
 29, Dillon Miller vs. Central Missouri (2013)
 29, Najee Jackson vs. Fort Hays (2017)
 29, Cade Brister vs. Central Missouri (2018)

Most Yards Gained:

541, Cade Brister vs. UIndy (2019)
 480, Ben Gomez vs. Nebraska-Kearney (2012)
 445, Ben Kisner vs. Morningside (2008)
 439, Mike Hofbauer vs. Baker (2000)
 436, Philip Staback vs. Baker (2010)
 413, Cade Brister vs. Central Arkansas (2022)
 407, Ben Gomez vs. Lincoln (2012)
 406, Ben Kisner vs. Evangel (2008)
 404, Philip Staback vs. Missouri Valley (2010)
 401, Cade Brister vs. McKendree (2019)

Most Touchdown Passes:


6, Philip Staback vs. Baker (2010)
 6, Ben Gomez vs. Nebraska-Kearney (2012)
 5, Max Brown vs. Graceland (1996)
 5, Ben Kisner vs. Lambuth (2008)
 5, Philip Staback vs. Central Methodist (2010)
 5, Philip Staback vs. Avila (2010)
 5, Ben Gomez vs. Lincoln (2012)
 5, Cade Brister vs. Emporia State (2018)
 5, Cole Dugger vs. Western Illinois (2023)
 5, Cole Dugger vs. William Jewell (2021)



Billy Clark
2007-10



Ben Kisner
2005-08



Hakeem Abdullah
2006-07



Jeff Hynes
2006-09



Alex Robinson - 2011 vs. Central Missouri



Philip Staback - 2009 National Championship Game



Marcel Thompson - 2009 vs. Ottawa



Malach Radigan - 2012 vs. Lincoln

Longest Pass:

93, Nate Glantz to Jeff Caldwell vs. St. Thomas (2024)

- 88, Cory Nesslage to Mark Henrie vs. Peru State (1994)
- 87, Dillon Miller to Denodus O'Bryant vs. Pittsburg State (2012)
- 85, Emilia Salazar to George Mumphard (2004)
- 85, Mason Bendigo to DeSean Warren vs. Pittsburg St.(2016)
- 83, Dillon Miller to Andrew Helmick vs. Winona State (2012)
- 83, Dillon Miller to Alex Robinson vs. Central Missouri (2013)
- 82, John Uribe to Andrew Helmick vs. Azusa Pacific (2011)
- 80, Bryce MacDonald to Jim Paddock vs. Okla. Panhandle (1992)
- 80, Dillon Miller to Denodus O'Bryant vs. Pittsburg State (2012)

RECEIVING

Most Passes Caught:

- 16, Jaron Alexander vs. Central Missouri (2013)
- 15, Mike Wyrick vs. Culver-Stockton (2000)
- 14, Deantrell Prince vs. Washburn (2016)
- 12, Dominic Peterson vs. Culver-Stockton (2007)
- 11, Mario Patton vs. St. Xavier (1995)
- 11, Jamere Holland vs. Missouri Valley (2010)
- 11, Jaron Alexander vs. Central Missouri (2014)
- 11, Erik Henneman vs. Truman State (2019)
- 10, numerous times

Most Yards Gained:

- 218, Andrew Helmick vs. Missouri Southern (2012)
- 213, Andrew Helmick vs. Truman State (2012)
- 201, Andrew Helmick vs. Winona State (2012)
- 200, Andrew Helmick vs. Nebraska-Kearney (2012)
- 200, Payton Rose vs. William Jewell (2022)
- 185, Jeff Caldwell vs. Western Illinois (2023)**
- 184, George Mumphard vs. MidAmerica Nazarene (2005)
- 180, Payton Rose vs. Keiser (2022)
- 177, Payton Rose vs. Quincy (2019)
- 176, Carlton Rivers vs. Benedictine (1996)
- 175, Deantrell Prince vs. Fort Hays (2017)
- 174, Mike Wyrick vs. Culver-Stockton (2000)
- 174, Matt Bramow vs. Evangel (2010)

Most Touchdown Passes Caught:

- 4, Jeff Caldwell vs. Western Illinois (2023)**
- 4, Jeff Caldwell vs. Eastern Illinois (2024)**
- 4, Erik Henneman vs. Missouri Southern (2018)
- 3, Mario Patton vs. Graceland (1996)
- 3, Mark Henrie vs. Olivet Nazarene (1994)
- 3, Andrew Helmick vs. Texas A&M-Kingsville (2011)
- 3, Andrew Helmick vs. Kansas Wesleyan (2011)
- 3, Andrew Helmick vs. Missouri Southern (2012)
- 3, Erik Henneman vs. Truman State (2019)
- 3, Payton Rose vs. Quincy (2019)
- 3, Payton Rose vs. William Jewell (2021)
- 3, Payton Rose vs. William Jewell (2022)
- 3, Payton Rose vs. McKendree (2022)
- 3, Jeff Caldwell vs. William Jewell (2022)**
- 2, numerous times



Erik Henneman
2017-19



Rudy Fleming
2008-09



Matt Bramow
2008-10



Dillon Miller
2012-14

**PUNTING***Longest Punt:*

- 81, Zac Atterberry vs. William Jewell (2004)
 76, Reggie Kratzer vs. Central Methodist (1999)
 75, Zac Atterberry vs. Graceland (2006)
 72, Zac Atterberry vs. MidAmerica Nazarene (2007)
 71, Zac Atterberry vs. Culver-Stockton (2004)

INTERCEPTIONS*Most Interceptions:*

- 3, Bakari Triggs vs. Central Oklahoma (2016)
 3, Kai Ross vs. Quincy (2021)
 2, numerous times

Most Yards on Interception Returns:

- 125, Derek Coxson vs. Evangel (2006)
 123, Bakari Triggs vs. Central Oklahoma (2016)
 100, Larry Gladney vs. Culver-Stockton (2006)
 99, Tyler Kasper vs. Georgetown (2007)
 99, Darion Bolden vs. Murray State (2022)
 96, Jared Shoemaker vs. Central Methodist (2005)
 96, Justin Broome vs. Saint Joseph's (2011)
 85, Blake Conreaux vs. Graceland (2008)
 82, Logen Wright vs. Central Methodist (2006)
 82, Drew Seers vs. Pittsburg State (2018)

Longest Interception Return:

- 100, Larry Gladney vs. Culver-Stockton (2006)
 100, Derek Coxson vs. Evangel (2006)
 99, Darion Bolden vs. Murray State (2022)
 96, Jared Shoemaker vs. Central Methodist (2005)
 94, Justin Broome vs. Saint Joseph's (2011)
 85, Blake Conreaux vs. Graceland (2008)
 82, Logen Wright vs. Central Methodist (2006)
 82, Drew Seers vs. Pittsburg State (2018)
 80, Jim Paddock vs. Southwestern (1990)
 79, Cody Fogle vs. Culver-Stockton (2010)

PUNT RETURNS*Most Punt Returns:*

- 6, Thomas Christian vs. Evangel (2007)
 5, Julian Smith vs. MidAmerica Nazarene (1996)
 5, Julian Smith vs. Georgetown (1993)
 5, Mike Bunton vs. Graceland (2011)
 5, Mike Bunton vs. Missouri S&T (2011)
 5, Wesley Thomas vs. Pittsburg State (2016)
 4, numerous times

Most Yards on Punt Returns:

- 116, Adam Saperstein vs. Missouri Valley (1991)
 113, Mike Bunton vs. Graceland (2011)
 100, Jamere Holland vs. Culver-Stockton (2010)
 98, Mike Bunton vs. Texas A&M-Kingsville (2011)
 92, Mike Bunton vs. Graceland (2011)
 89, Cornelius Campbell vs. Graceland (1999)
 86, Jamere Holland vs. Central Methodist (2010)
 85, Adam Saperstein vs. Lane (1991)
 85, Julian Smith vs. Midland Lutheran (1995)
 84, Damian James vs. Culver-Stockton (2009)

Longest Punt Return:

- 90, Mike Bunton vs. Saint Joseph's (2011)
 89, Cornelius Campbell vs. Graceland (1999)
 85, Adam Saperstein vs. Lane (1991)
 85, Julian Smith vs. Midland Lutheran (1995)
 84, Jamere Holland vs. Central Methodist (2010)
 80, Therman McGowan vs. Culver-Stockton (2011)
 79, Damian James vs. Culver-Stockton (2009)
 77, Mike Bunton vs. Texas A&M-Kingsville (2011)
 76, Andrew Helmick vs. Missouri Southern (2012)
 72, Adam Saperstein vs. Missouri Valley (1991)

KICKOFF RETURNS*Most Kickoff Returns:*

- 8, Lavarrie Johnson vs. Northwest Missouri (2014)
 6, Bobby Mason vs. Benedictine (2005)
 6, Tobias vs. Evangel (2000)
 6, Julian Smith vs. Findlay (1995)
 6, Lavarrie Johnson vs. Pittsburg State (2015)
 6, Cameron Sanders vs. Central Oklahoma (2018)
 6, Spencer Redd vs. Eastern Washington (2019)

Most Yards on Kickoff Returns:

- 198, Cameron Sanders vs. Central Oklahoma (2018)
 165, Spencer Redd vs. Missouri S&T (2019)
 163, Spencer Redd vs. Quincy (2021)
 157, Spencer Redd vs. Quachita Baptist (2019)
 153, Bakari Triggs vs. Missouri Western (2016)
 144, Tony Tobias vs. Evangel (2000)
 143, McCray Harris vs. Missouri Valley (2006)
 142, Denodus O'Bryant vs. Central Missouri (2012)
 140, Nate Orlando vs. Carroll (2008)
 137, Spencer Redd vs. Davenport (2019)

Longest Kickoff Return:

- 100, Andrew Helmick vs. Central Oklahoma (2011)
 100, Denodus O'Bryant vs. Central Missouri (2012)
 99, Spencer Redd vs. Tennessee Tech (2023)
 99, Bakari Triggs vs. Missouri Western (2017)
 97, Tony Tobias vs. Olivet Nazarene (2000)
 97, McCray Harris vs. Missouri Valley (2006)
 97, Lavarrie Johnson vs. Washburn (2014)
 97, Spencer Redd vs. Quachita Baptist (2019)
 97, Spencer Redd vs. Quincy (2021)
 95, Denodus O'Bryant vs. Benedictine (2010)

ALL-PURPOSE YARDS*Most Yards (since 2004):*

- 328, Andrew Helmick vs. Missouri Southern (2012)
 311, Denodus O'Bryant vs. Pittsburg State (2012)
 307, Denodus O'Bryant vs. Benedictine (2010)
 278, Denodus O'Bryant vs. Washburn (2012)
 273, Denodus O'Bryant vs. Culver-Stockton (2010)
 271, Denodus O'Bryant vs. Central Missouri (2012)
 271, DeDe Dorsey vs. Graceland (2005)
 266, Hakeem Abdullah vs. Central Methodist (2007)
 264, Andrew Helmick vs. Truman (2012)
 255, Denodus O'Bryant vs. Carroll (2009)



Sterling Thomas
2012-15



Billy Ray Uren
2005-09



Matt Bramow - 2009 National Championship Game



Connor Harris - 2016 vs. Missouri Southern



Justin Broome - 2011 vs. Central Missouri



Denver Price - 2008 vs Lambuth

SCORING

Most Points Scored:

- 36, DeDe Dorsey vs. Graceland (2005)
- 30, Adam Saperstein vs. Hardin-Simmons (1991)
- 30, Cade Brister vs. Kentucky Wesleyan (2021)
- 30, Cade Brister vs. Central Arkansas (2022)
- 24, Adam Saperstein vs. Lane (1991)
- 24, Nate Orlando vs. Culver-Stockton (2010)
- 24, Andrew Helmick vs. Missouri Southern (2012)
- 24, Connor Harris vs. Northeastern State (2014)
- 24, Jeff Caldwell vs. Eastern Illinois (2024)**
- 24, Jeff Caldwell vs. Western Illinois (2023)**

Most Touchdowns Scored:

- 6, DeDe Dorsey vs. Graceland (2005)
- 5, Adam Saperstein vs. Hardin-Simmons (1991)
- 5, Cade Brister vs. Kentucky Wesleyan (2021)
- 5, Cade Brister vs. Central Arkansas (2022)
- 4, Adam Saperstein vs. Lane (1991)
- 4, Nate Orlando vs. Culver-Stockton (2010)
- 4, Andrew Helmick vs. Missouri Southern (2012)
- 4, Jeff Caldwell vs. Eastern Illinois (2024)**
- 4, Jeff Caldwell vs. Western Illinois (2023)**
- 3, numerous times

Most Field Goals Made:

- 4, Halley Ferrell vs. Avila (2007)
- 3, Halley Ferrell vs. Baker (2007)
- 3, Halley Ferrell vs. Central Methodist (2007)
- 3, Dante Buscaglia vs. Baker (2000)
- 3, Dante Buscaglia vs. Culver-Stockton (1998)
- 3, Steve Pinkerton vs. Southwest Minnesota State (1992)
- 3, James Neal vs. William Jewell (2010)
- 3, James Neal vs. Texas A&M-Kingsville (2011)
- 3, James Neal vs. Washburn (2012)
- 3, Logan Seibert vs. Tennessee Tech (2023)**
- 3, Logan Seibert vs. St. Thomas (2024)**
- 3, Logan Seibert vs. Houston Baptist (2022)**

Most Extra Points Made by Kicking:

- 11, Logan Seibert vs. Wisconsin-Stevens Point (2023)**
- 11, James Neal vs. Graceland (2010)
- 10, Dante Buscaglia vs. Central Methodist (1999)
- 10, Halley Ferrell vs. William Jewell (2009)
- 10, James Neal vs. Culver-Stockton (2011)
- 9, Logan Seibert vs. McKendree (2022)**
- 9, Halley Ferrell vs. Evangel (2009)
- 9, Halley Ferrell vs. Central Methodist (2009)
- 8, several times

Most Extra Points Attempted by Kicking:

- 11, Logan Seibert vs. Wisconsin-Stevens Point (2023)**
- 11, James Neal vs. Graceland (2010)
- 10, Dante Buscaglia vs. Central Methodist (1999)
- 10, Halley Ferrell vs. Culver-Stockton (2009)
- 10, Halley Ferrell vs. William Jewell (2009)
- 10, James Neal vs. Culver-Stockton (2011)
- 9, several times

Most Points Scored by Kicking:

- 18, Halley Ferrell vs. Avila (2007)
- 16, Logan Seibert vs. St. Thomas (2024)**
- 16, Dante Buscaglia vs. Central Methodist (1999)
- 14, Halley Ferrell vs. Baker (2007)
- 14, James Neal vs. Pittsburg State (2012)
- 13, Dante Buscaglia vs. Culver-Stockton (1998)
- 13, Halley Ferrell vs. MidAmerica Nazarene (2009)
- 13, Halley Ferrell vs. William Jewell (2009)
- 13, James Neal vs. Kansas Wesleyan (2011)
- 13, Logan Seibert vs. William Jewell (2021)**
- 12, Halley Ferrell vs. Central Methodist (2007)
- 12, Logan Seibert vs. Southwest Baptist (2021)**

Longest Field Goal:

- 52, Steve Pinkerton vs. Southwest Minnesota State (1992)
- 50, Logan Seibert vs. Southwest Baptist (2021)**
- 50, Halley Ferrell vs. Avila (2007)
- 49, Logan Seibert vs. Tennessee Tech (2023)**
- 48, Zac Atterberry vs. Baker (2005)
- 47, Dante Buscaglia vs. Graceland (1999)
- 47, Logan Seibert vs. McKendree (2021)**
- 46, Logan Seibert vs. St. Thomas (2024)**
- 46, Steve Pinkerton vs. Southwest Minnesota State (1992)
- 46, Halley Ferrell vs. Central Methodist (2007)
- 45, Steve Pinkerton vs. Campbellsville (1992)
- 45, Dante Buscaglia vs. Graceland (1999)
- 45, Dante Buscaglia vs. Baker (2000)




Erik Henneman - 2019 vs. Truman State



Jamere Holland
2010



Parks Peterson
2009-10



Halley Farrell
2006-09



TEAM RECORDS - SINGLE SEASON



Mike Errante
2006-09

TOTAL OFFENSE

Most Plays:
941 (2019)

Most Plays Per Game:
76.0 (2018)

Most Yards Gained:
6894 (2009)

Most Yards Gained Per Game:
551.5 (2010)

Highest Average Gain Per Attempt:
12.4 (2010)

Highest Average Gain Per Completion:
17.3 (2010)

Highest Percentage Completed:
.719 (2010)

Most Touchdown Passes
42 (2010)

Most Touchdown Passes Per Game:
3.8 (2010)

PUNTING

Highest Punting Average:
42.0 (2010)

SCORING

Most Points:
744 (2009)

Most Points Per Game:
53.1 (2009)

ALL-PURPOSE YARDS

Most Yards (since 2004):
8891 (2009)

Most Yards/Game (since 2004):
688.3 (2010)

TOTAL DEFENSE

Fewest Yards Allowed:
2981 (2004)

Fewest Yards Allowed Per Game:
248.4 (2004)

Lowest Average Yards Allowed Per Play:
3.68 (2004)

RUSHING DEFENSE

Fewest Yards Allowed:
1146 (2004)

Fewest Yards Allowed Per Game:
95.5 (2004)

Lowest Average Yards Allowed Per Rush:
2.43 (2004)

PASS DEFENSE

Fewest Yards Allowed:
1476 (1995)

Fewest Yards Allowed Per Game:
134.2 (1995)

Fewest Yards Allowed Per Attempt:
5.42 (2004)

Fewest Yards Allowed Per Completion:
10.11 (2007)

Lowest Completion Percentage Allowed:
.469 (1995)

Most Passes Intercepted by:
23 (2008)
23 (2009)

Most Passes Intercepted by Per Game:
1.77 (2008)

Most Touchdowns on Interception Returns:
4 (2008)
4 (2009)

SCORING DEFENSE

Fewest Points Allowed:
152 (2004)

Fewest Points Allowed Per Game:
12.7 (2004)

Most Points Allowed:
397 (1994)

Most Points Allowed Per Game:
39.7 (1994)

MISCELLANEOUS

Most Consecutive Victories
13 (2009)

Most Consecutive Games Without Being Shut Out:
99 (2003-2011)

Most Overtimes in a Single Game:
2 (2005 vs. Missouri Valley)

Most Shutouts:
2 (1991 and 1995)



TJ Prell
2007-09

Highest Average Gain Per Play:
8.9 (2010)

RUSHING

Most Rushes:
506 (2004)

Most Rushes Per Game Average:
42.2 (2004)

Most Yards Gained:
2796 (2009)

Most Yards Gained Per Game:
199.7 (2009)

Highest Average Gain Per Rush:
6.7 (2009)

Most Rushing Touchdowns:
49 (2009)

PASSING

Most Attempts:
545 (2019)

Most Attempts Per Game:
44.5 (2014)

Most Completions:
340 (2019)

Most Completions Per Game:
26.2 (2019)

Most Yards Gained:
4098 (2009)

Most Yards Gained Per Game:
358.7 (2010)



Malach Radigan
2009-12



Brian Schaefering
2007



INDIVIDUAL RECORDS - SINGLE SEASON

TOTAL OFFENSE

Most Plays:

658, Cade Brister (2019)
588, Cade Brister (2018)
501, Cade Brister (2022)
455, Najee Jackson (2017)
430, Ben Kisner (2008)
421, Philip Staback (2009)
378, Ben Kisner (2007)
335, Dillon Miller (2013)
332, Graham Lindman (2014)
325, John Uribe (2011)

Most Yards Gained:

4324, Cade Brister (2019)
3671, Cade Brister (2022)
3596, Philip Staback (2009)
3554, Ben Kisner (2008)
3442, Philip Staback (2010)
2982, Cade Brister (2018)
2583, Najee Jackson (2017)
2569, Ben Kisner (2007)
2263, Dillon Miller (2013)
2022, John Uribe (2011)

Most Touchdowns Responsible For:

46, Cade Brister (2019)
42, Philip Staback (2009)
38, Cade Brister (2022)
36, Philip Staback (2010)
33, Ben Kisner (2008)
27, Cade Brister (2018)
24, Denodus O'Bryant (2009)
21, Ben Kisner (2007)
20, Najee Jackson (2017)
19, John Uribe (2011)
18, DeDe Dorsey (2005)
18, Emilia Salazar (2004)

RUSHING

Most Rushes:

280, DeDe Dorsey (2005)
219, Adam Saperstein (1990)
210, Marceo Haywood (1998)
199, Hakeem Abdullah (2007)
198, Denodus O'Bryant (2012)
191, Cade Brister (2018)
158, Cade Brister (2019)
155, Derron Parquet (2004)
151, Dario Camacho (2008)
150, David Goodwill (1994)

100-yard rushing games:

8, DeDe Dorsey (2005)

200-yard rushing games:

2, DeDe Dorsey (2005)
2, Adam Saperstein (1991)

Most Yards Gained:

1600, DeDe Dorsey (2005)
1509, Marceo Haywood (1999)
1205, Denodus O'Bryant (2012)
1155, Hakeem Abdullah (2007)
1136, Adam Saperstein (1991)
1130, Marceo Haywood (1998)
1059, Adam Saperstein (1990)
1000, Denodus O'Bryant (2009)
899, Hakeem Abdullah (2006)
841, DeDe Dorsey (2004)

Most Rushing Touchdowns Scored:

16, DeDe Dorsey (2005)
15, Marceo Haywood (1998)
15, Denodus O'Bryant (2009)
13, Marceo Haywood (1999)
13, Dario Camacho (2008)
12, Adam Saperstein (1991)
12, Nate Orlando (2010)
11, Hakeem Abdullah (2007)
11, Richard Murrell (2007)
11, Denodus O'Bryant (2012)
11, Cade Brister (2022)
11, Robert Giaimo (2021)

PASSING

Most Attempts:

527, Cade Brister (2019)
411, Ben Kisner (2008)
397, Cade Brister (2018)
351, Philip Staback (2009)
351, Najee Jackson (2017)
349, Ben Kisner (2007)
322, Cade Brister (2022)
319, Dillon Miller (2013)
301, Graham Lindman (2014)
271, John Uribe (2011)

Most Completions:

332, Cade Brister (2019)
263, Ben Kisner (2008)
237, Philip Staback (2009)
232, Cade Brister (2022)
227, Cade Brister (2018)
210, Ben Kisner (2007)
194, Dillon Miller (2013)
194, Najee Jackson (2017)
189, Philip Staback (2010)
165, John Uribe (2011)

Most Yards Gained:

3779, Cade Brister (2019)
3655, Ben Kisner (2008)
3381, Philip Staback (2009)
3329, Philip Staback (2010)
2796, Cade Brister (2022)
2549, Ben Kisner (2007)
2433, Cade Brister (2018)
2366, Najee Jackson (2017)
2334, Dillon Miller (2013)
2204, John Uribe (2011)

Most Touchdown Passes:

39, Cade Brister (2019)
36, Philip Staback (2009)
34, Philip Staback (2010)
33, Ben Kisner (2008)
27, Cade Brister (2022)
21, Cade Brister (2018)
19, Ben Kisner (2007)
19, John Uribe (2011)
18, Emilia Salazar (2004)
16, Cory Nesslage (1994)
16, Max Brown (1996)
16, Najee Jackson (2017)

200-yard passing games:


11, Ben Kisner (2008)
11, Philip Staback (2009)

300-yard passing games:

8, Cade Brister (2022)
6, Philip Staback (2010)

400-yard passing games:

2, Ben Kisner (2008)
2, Philip Staback (2010)
2, Ben Gomez (2012)
2, Cade Brister (2019)



Andrew Helmick - 2012 vs. Nebraska-Kearney

**RECEIVING***Most Passes Caught:*

- 72, Najee Jackson (2019)
- 69, Kendell Sparks (2016)
- 67, Rudy Fleming (2008)
- 66, Andrew Helmick (2012)
- 64, Payton Rose (2019)
- 61, Payton Rose (2022)
- 63, Erik Henneman (2019)
- 60, Nash Sutherlin (2019)
- 58, Mario Patton (1995)
- 57, Rudy Fleming (2009)

Most Yards Gained:

- 1363, Andrew Helmick (2012)
- 1168, Payton Rose (2019)
- 1149, Payton Rose (2022)
- 1056, Rudy Fleming (2008)
- 980, Rudy Fleming (2009)
- 901, Andrew Helmick (2011)
- 899, Jamere Holland (2010)
- 893, Matt Bramow (2010)
- 844, Marcel Thompson (2009)
- 837, George Mumphard (2004)

Most Touchdown Passes Caught:

- 15, Payton Rose (2019)
- 14, Andrew Helmick (2012)
- 12, Payton Rose (2022)
- 12, Matt Bramow (2009)
- 12, Andrew Helmick (2011)
- 11, Rudy Fleming (2008)
- 11, Matt Bramow (2010)
- 10, Erik Henneman (2019)
- 9, Steven Kennedy (2004)
- 9, George Mumphard (2004)
- 9, Erik Henneman (2018)
- 9, Payton Rose (2021)
- 9, Payton Rose (2022)
- 8, numerous times

100-yard receiving games:

- 7, Payton Rose (2022)
- 6, Andrew Helmick (2012)

200-yard receiving games:

- 4, Andrew Helmick (2012)

PUNTING*Highest Average (min. 20 punts):*

- 44.4, Matt Klingler (2015)

INTERCEPTIONS*Most Interceptions:*

- 9, Pierre Desir (2012)
- 6, Brandon Gould (2009)
- 6, Marcus Klund (2003)
- 6, Bakari Triggs (2016)

6, Kai Ross (2021)

5, Marcus Klund (2004)

5, Brandon Gould (2008)

5, Drew Seers (2021)

4, numerous times

5, Drew Seers (2021)

4, numerous times

Most Yards on Interception Returns:

- 203, Justin Broome (2011)
- 174, Bakari Triggs (2016)
- 125, Derek Coxson (2006)
- 122, Jared Shoemaker (2007)
- 112, Brandon Gould (2008)
- 104, Damian James (2009)
- 100, Larry Gladney (2006)
- 99, Tyler Kasper (2007)
- 99, Darion Bolden (2022)
- 96, Jared Shoemaker (2005)

PUNT RETURNS*Most Punt Returns:*

- 28, Mike Buntun (2011)
- 25, Thomas Christian (2007)
- 25, Ricky McCoy (2019)
- 21, Rudy Fleming (2008)
- 21, Bobby Mason (2005)
- 20, Wesley Thomas (2016)
- 19, Spencer Redd (2021)
- 16, Adam Saperstein (1991)
- 16, Kendell Sparks (2017)
- 15, Ricky Moore (2006)
- 15, Tre' Roby (2015)

Most Yards of Punt Returns:

- 508, Mike Buntun (2011)
- 328, Thomas Christian (2007)
- 254, Adam Saperstein (1991)
- 231, Spencer Redd (2021)
- 230, Jamere Holland (2010)
- 228, Bobby Mason (2005)
- 223, Rudy Fleming (2008)
- 197, Kendell Sparks (2017)
- 196, Therman McGowan (2011)
- 191, Ricky McCoy (2019)

Most Touchdowns Scored on Punt Returns:


- 3, Mike Buntun (2011)
- 3, Therman McGowan (2011)

KICKOFF RETURNS*Most Kickoff Returns:*


- 35, Spencer Redd (2019)
- 29, Cameron Sanders (2018)
- 24, Julian Smith (1994)
- 23, Spencer Redd (2021)
- 20, Lavarrie Johnson (2014)
- 20, Bakari Triggs (2015)
- 19, Lavarrie Johnson (2015)
- 19, Kendell Sparks (2017)
- 18, Spencer Redd (2023)
- 16, numerous times

**Bakari Triggs**

2015-17

**Najee Jackson**

2016-19

**Christian Golder**

2011

**Dan Carlisle**

2006-10

Most Yards on Kickoff Returns:

- 910, Spencer Redd (2019)
- 678, Spencer Redd (2021)
- 616, Cameron Sanders (2018)
- 540, Spencer Redd (2023)
- 477, Denodus O'Bryant (2009)
- 469, Kendell Sparks (2016)
- 450, McCray Harris (2006)
- 450, Julian Smith (1994)
- 421, Mike Buntun (2008)
- 401, Lavarrie Johnson (2014)
- 399, Bakari Triggs (2015)

Most Touchdowns Scored on Kickoff Return:

- 4, Denodus O'Bryant (2009)

ALL-PURPOSE*Most Yards (since 2004):*

- 2042, Denodus O'Bryant (2012)
- 1853, DeDe Dorsey (2005)
- 1805, Andrew Helmick (2012)
- 1793, Hakeem Abdullah (2007)
- 1751, Denodus O'Bryant (2009)
- 1620, Denodus O'Bryant (2010)
- 1429, Nash Sutherlin (2019)
- 1407, Jamere Holland (2010)
- 1343, Rudy Fleming (2008)
- 1323, Cameron Sanders (2018)

SCORING*Most Points Scored:*

- 144, Denodus O'Bryant (2009)
- 116, Halley Ferrell (2009)
- 108, DeDe Dorsey (2005)
- 102, Marceo Haywood (1998)
- 102, Denodus O'Bryant (2010)
- 98, Halley Ferrell (2007)
- 96, Dario Camacho (2008)
- 96, Andrew Helmick (2012)
- 90, Adam Saperstein (1991)
- 90, Denodus O'Bryant (2012)
- 90, Payton Rose (2019)

Most Touchdowns Scored:

- 24, Denodus O'Bryant (2009)
- 18, DeDe Dorsey (2005)
- 17, Marceo Haywood (1998)
- 17, Denodus O'Bryant (2010)
- 16, Rudy Fleming (2008)
- 16, Andrew Helmick (2012)
- 15, Adam Saperstein (1991)
- 15, Denodus O'Bryant (2012)
- 15, Payton Rose (2019)
- 14, Marceo Haywood (1999)
- 14, Hakeem Abdullah (2007)

Most Consecutive Games Scoring a Touchdown:

- 12, Marceo Haywood (1998-99)*

* scored in all 10 games in 1999


Most Field Goals Made:

17, Halley Ferrell (2007)

Most Extra Points Made by Kicking:

92, Halley Ferrell (2009)

DEFENSE
Tackles (since 2004):

 184, Connor Harris (2015)
 175, Drew Seers (2019)
 152, Connor Harris (2014)
 138, Connor Harris (2016)
 131, Drew Seers (2021)
 126, Connor Harris (2012)
 120, Grady Daniels (2019)
 108, Darrius Williams (2018)
 103, Grady Daniels (2018)
 100, Darrius Williams (2017)

Solo Tackles (since 2004):

 86, Connor Harris (2015)
 83, Connor Harris (2014)
 76, Drew Seers (2019)
 74, Connor Harris (2016)
 66, Grady Daniels (2019)
 63, Darrius Williams (2017)
 61, Wesley Thomas (2016)
 60, Connor Harris (2012)
 57, Drew Seers (2021)
 56, Brandon Gould (2008)



Assisted Tackles (since 2004):

 99, Drew Seers (2019)
 98, Connor Harris (2015)
 74, Drew Seers (2021)
 69, Connor Harris (2014)
 66, Connor Harris (2012)
 64, Connor Harris (2016)
 56, Jake Sharp (2005)
 54, Donald Cayton (2004)
 54, Grady Daniels (2019)
 53, Darrius Williams (2018)

Tackles for Loss (since 2004):

 17.0, Drew Seers (2019)
 15.0, Mike Sullivan (2004)
 14.5, Jeremy Coley (2007)
 14.5, Dino Morales (2004)
 13.0, T.J. Prell (2009)
 13.0, Tayvian Weary (2019)
 12.5, Connor Harris (2015)
 12.5, Drew Seers (2018)
 11.5, Joe Day (2012)
 11.5, Jonathan Harris (2018)

Connor Harris
 2012-16

Logen Wright
 2005-09

Zac Atterberry
 2004-07

Matt Klingler
 2014-15

Sacks (since 2004):

 7.5, Billy Ray Uren (2008)
 7.5, Tayvian Weary (2019)
 7.0, Dino Morales (2004)
 6.5, Mike Sullivan (2004)
 6.5, Mike Sullivan (2005)
 6.5, Brian Schaefering (2007)
6.5, Kobe McClendon (2023)
 6.0, Joe Day (2012)
 6.0, Cody Reider (2011)
 6.0, Cody Reider (2012)
 6.0, Jonathan Harris (2016)
 6.0, Jonathan Harris (2018)

Fumble Recoveries (since 2004):

4, Dan Carlisle (2007)

Fumble Return Yards (since 2004):

 70, Hakim Thomas (2009)
 62, Logen Wright (2006)
 48, Stephen Frichtl (2008)
 48, DeDe Dorsey (2004)
 46, Chris Howard (2011)
 46, Wesley Thomas (2016)

Forced Fumbles (since 2009):

 3, Nick Tepea (2010)
 3, Alex Meraz (2009)

Blocked Kicks (since 2004):

4, Logen Wright (2009)

INDIVIDUAL RECORDS - CAREER
TOTAL OFFENSE
Most Plays:

 2080, Cade Brister (2018-2022)
 1192, Ben Kisner (2005-08)
 704, Philip Staback (2009-10)
 633, Dillon Miller (2012-14)
 462, Najee Jackson (2017-19)
 449, Denodus O'Bryant (2009-12)
 409, Mason Bendigo (2015-18)
 389, Nash Sutherlin (2017-)
 375, DeDe Dorsey (2004-05)
 332, Graham Lindman (2014)

Most Yards Gained:

 12873, Cade Brister (2018-2022)
 8359, Ben Kisner (2005-08)
 7038, Philip Staback (2009-10)
 4366, Dillon Miller (2012-14)
 3237, Denodus O'Bryant (2009-12)
 2655, Najee Jackson (2017-19)
 2273, DeDe Dorsey (2004-05)
 2266, Mason Bendigo (2015-18)
 2024, Ben Gomez (2012-13)
 2022, John Uribe (2011)

RUSHING
Most Rushes:

 608, Cade Brister (2018-2022)
 449, Denodus O'Bryant (2009-12)
 405, DeDe Dorsey (2004-05)
 389, Nash Sutherlin (2017-)
 348, Hakeem Abdullah (2006-07)
 268, Nate Orlando (2007-08, 10)
 255, Calen Campbell (2015-17)
 250, Lavarrie Johnson (2014-15)
 237, Marvin Byrd (2011-14)
 219, Adam Saperstein (1990)

Most Yards Gained:

 3237, Denodus O'Bryant (2009-12)
 2639, Marceo Haywood (1998-99)
 2441, DeDe Dorsey (2004-05)
 2195, Adam Saperstein (1990-91)
 2024, Cade Brister (2018-2022)
 2054, Hakeem Abdullah (2006-07)
 2008, Nash Sutherlin (2017-)
 1458, Nate Orlando (2007-08, 10)
 1407, Cecil Severado (1995-97)
 1301, Calen Campbell (2015-17)

Most Touchdowns Scored:

 38, Denodus O'Bryant (2009-12)
 31, Cade Brister (2018-2022)
 28, Marceo Haywood (1998-99)
 25, DeDe Dorsey (2004-05)
 20, Richard Murrell (2007, 09)
 19, Nate Orlando (2007-08, 10)
 17, Adam Saperstein (1990-91)
 17, Marvin Byrd (2011-14)
 16, Hakeem Abdullah (2006-07)
 16, Nash Sutherlin (2017-2021)
 13, Cecil Severado (1995-97)
 13, Dario Camacho (2008)
 13, Calen Campbell (2015-17)

PASSING
Most Attempts:

 1472, Cade Brister (2018-2022)
 1095, Ben Kisner (2005-08)
 605, Dillon Miller (2012-14)
 602, Philip Staback (2009-10)
 487, Cory Nesslage (1993-95)
 358, Mason Bendigo (2015-18)
 353, Najee Jackson (2017-19)
 301, Graham Lindman (2014)
 271, John Uribe (2011)
 259, Ben Gomez (2012-13)

*Most Completions:*

929, Cade Brister (2018-2022)
 638, Ben Kisner (2005-08)
 426, Philip Staback (2009-10)
 356, Dillon Miller (2012-14)
 254, Cory Nesslage (1993-95)
 196, Najee Jackson (2017-19)
 170, Mason Bendigo (2015-18)
 165, John Uribe (2011)
 155, Ben Gomez (2012-13)
 155, Graham Lindman (2014)



Brandon Gould - 2009 National Championship Game

Most Yards Gained:

10849, Cade Brister (2018-2022)
 8546, Ben Kisner (2005-08)
 7214, Max Brown (1995-98)
 6710, Philip Staback (2009-10)
 4440, Dillon Miller (2012-14)
 3155, Cory Nesslage (1993-95)
 2445, Najee Jackson (2017-19)
 2259, Mason Bendigo (2015-18)
 2204, John Uribe (2011)
 2189, Ben Gomez (2012-13)




Donald Collier - 2011 vs. Culver-Stockton

Most Touchdown Passes:

97, Cade Brister (2018-2022)
 70, Philip Staback (2009-10)
 69, Ben Kisner (2005-08)
 50, Max Brown (1995-98)
 30, Dillon Miller (2012-14)
 23, Cory Nesslage (1993-95)
 19, John Uribe (2011)
 18, Mason Bendigo (2015-18)
 18, Najee Jackson (2017-19)
 17, Emilia Salazar (2004)
 17, Ben Gomez (2012-13)

RECEIVING*Most Passes Caught:*

191, Payton Rose (2018-2022)
 153, Andrew Helmick (2009-12)
 147, Jaron Alexander (2012-15)
 136, Matt Bramow (2008-10)
 131, Steven Kennedy (2004-06)
 130, Carlton Rivers (1995-98)
 124, Rudy Fleming (2008-09)
 123, Alex Robinson (2011-14)
 120, Erik Henneman (2017-19)
 111, Nash Sutherlin (2017-2021)

Philip Staback
2009-10Denodus O'Bryant
2009-12Brandon Gould
2005-09Pierre Desir
2012-13*Most Yards Gained:*

3366, Payton Rose (2018-2022)
 2828, Andrew Helmick (2009-12)
 2036, Rudy Fleming (2008-09)
 1914, Matt Bramow (2008-10)
 1909, Steven Kennedy (2004-07)
 1666, Alex Robinson (2011-14)
 1650, Carlton Rivers (1995-98)
 1631, Jaron Alexander (2012-15)
 1512, Denodus O'Bryant (2009-12)
 1458, George Mumphard (2004-05)

Most Touchdown Passes Caught:

38, Payton Rose (2018-2022)
 32, Andrew Helmick (2009-11)
 24, Matt Bramow (2008-10)
 21, Steven Kennedy (2004-06)
 19, Rudy Fleming (2008-09)
 19, Erik Henneman (2017-19)
19: Jeff Caldwell (2022-)
 15, George Mumphard (2004-05)
 15, Denodus O'Bryant (2009-11)
 13, Deantrell Prince (2016-17)
 12, Mark Henrie (1994, 1996)

PUNTING

Highest Average Per Punt (min. 100 punts):
 40.2, Edward Burns (2011-14)

INTERCEPTIONS*Most Interceptions:*

14, Brandon Gould (2005-09)
 13, Pierre Desir (2012-13)
 12, Marcus Klund (2003-06)
 10, Bakari Triggs (2015-17)
 9, Ricky McCoy (2016-19)
 8, Drew Seers (2017-)
 6, Jake Sharp (2004-05)
 6, Adarrious Ross (2008-09)
 6, Brock Reed (2009-12)
 6, Connor Harris (2015-16)
 6, Kai Ross (2021-2022)
 5, Jared Shoemaker (2005-07)
 5, Logen Wright (2005-09)
 5, Justin Broome (2011-12)

Most Yards on Interception Returns:

247, Brandon Gould (2005-09)
 241, Bakari Triggs (2015-16)
 225, Justin Broome (2011-12)



PUNT RETURNS

Most Punt Returns:

39, Ricky McCoy (2016-19)
 30, Rudy Fleming (2008-09)
 29, Mike Bunton (2007-11)
 29, Tre' Roby (2013-15)
 29, Spencer Redd (2019-2023)
 25, Thomas Christian (2007)
 25, Wesley Thomas (2013-16)
 21, Bobby Mason (2005)
 18, Kendell Sparks (2016-17)
 15, Aaron Williams (2004)
 15, Ricky Moore (2006)

Most Yards on Punt Returns:

547, Mike Bunton (2007-11)
 328, Thomas Christian (2007)
 321, Spencer Redd (2019-2023)
 288, Ricky McCoy (2016-19)
 279, Rudy Fleming (2008-09)
 236, Tre' Roby (2013-15)
 230, Jamere Holland (2010)
 230, Kendell Sparks (2016-17)
 228, Bobby Mason (2005)
 196, Therman McGowan (2011)

Most Touchdowns Scored on Punt Returns:

4, Mike Bunton (2007-11)
 3, Therman McGowan (2011)
 1, seven players

KICKOFF RETURNS

Most Kickoff Returns:

95, Spencer Redd (2019-2023)
 50, Mike Bunton (2007-11)
 48, Bakari Triggs (2015-17)
 44, Denodus O'Bryant (2009-12)
 39, Lavarrie Johnson (2014-15)
 39, Tre' Roby (2013-15)
 35, Leonard Durant (2005-08)
 35, Kendell Sparks (2016-17)
 29, Cameron Sanders (2018)
 28, Andrew Helmick (2009-12)

Most Yards on Kickoff Returns:

2504, Spencer Redd (2019-2023)
 1377, Denodus O'Bryant (2009-12)
 1102, Bakari Triggs (2015-17)
 1058, Mike Bunton (2007-11)
 867, Kendell Sparks (2016-17)
 791, Leonard Durant (2005-08)
 780, Tre' Roby (2013-15)
 759, Lavarrie Johnson (2014-15)
 679, Andrew Helmick (2009-12)
 616, Cameron Sanders (2018)
 509, Nate Orlando (2007-08, 10)

Most Touchdowns Scored on Kickoff Returns:

8, Denodus O'Bryant (2009-12)
 3, Spencer Redd (2019-2023)
 2, Mike Bunton (2007-11)
 2, Roren Thomas (2009)
 1, Five Players

ALL-PURPOSE

Most Yards (since 2004):

6126, Denodus O'Bryant (2009-12)
 3797, Andrew Helmick (2009-12)
 3774, Spencer Redd (2019-2023)
 3401, Payton Rose (2018-2022)
 3217, Nash Sutherlin (2017-2021)
 2879, Hakeem Abdullah (2006-07)
 2851, DeDe Dorsey (2004-05)
 2662, Mike Bunton (2007-11)
 2502, Rudy Fleming (2008-09)
 2500, Nate Orlando (2007-08, 10, 12)

SCORING

Most Points Scored:

372, Denodus O'Bryant (2009-12)
 329, Halley Ferrell (2006-09)
 275, James Neal (2010-13)
234, Logan Seibert (2021-)
 228, Payton Rose (2018-2022)
 216, Andrew Helmick (2009-12)
 198, Cade Brister (2018-2022)
 186, Marceo Haywood (1998-99)
 180, DeDe Dorsey (2004-05)
 176, Dante Buscaglia (1998-00)

Most Touchdowns Scored:


62, Denodus O'Bryant (2009-12)

Most Field Goals Made:

40, Halley Ferrell (2006-09)

Most Extra Points Made by Kicking:

209, Halley Ferrell (2006-09)



Andrew Helmick
2009-12



Mike Bunton
2007-11



Pierre Desir - 2012 vs. Central Missouri



Mike Bunton - 2011 vs. Graceland



Denodus O'Bryant - 2012 vs. Nebraska-Kearney



With her husband, George Sibley, pioneer educator Mary Sibley founded Lindenwood as a school for young women in 1832. Lindenwood was committed to combining professional issues with academic pursuits, the social with the intellectual, and the spiritual with the physical. In short, Mary Sibley brought holistic higher education to the American frontier.

Lindenwood became a Presbyterian college in 1853 and still maintains a historical relationship with the Presbyterian Church. In 1918, Lindenwood became a four-year college, and in 1969, Lindenwood attempted to strengthen its financial base by becoming co-ed. The school altered its name in 1974. The Lindenwood Colleges referred to the school's individual operations for men and women and also to its accelerated evening program, the Lindenwood College for Individualized Education, and its graduate programs.

During the '70s and '80s, the school struggled with a changing economy and accumulated substantial indebtedness. Enrollments began to decline, and by the spring of 1989, the number of day students had dropped below 1,000. As well, institutional change during those decades had led to some loss of clarity of mission. In view of



these fiscal and cultural challenges, the Board of Directors resolved to "refound" the school by returning to the fundamental precepts of individualized, holistic, values-oriented higher education that combines the practical with the academic. A president experienced in financial management and organizational revitalization was hired to lead the whole Lindenwood community in its collective renewal initiative. The result was a period of rapid growth and innovation that enabled the college to become the higher-education leader that it is today.

At the height of its revival, Lindenwood College became Lindenwood University in 1997. Enrollment burgeoned, and new construction arrived in late 1997 with the Hyland Performance Arena. By 1998-99, the annual enrollment approached 9,500, the faculty was growing, and the school balanced its budgets and increased revenues.

In 2000, Lindenwood dedicated the first of eight new residence halls to be constructed over the next decade—the first such construction in more than 30 years. In 2002, Lindenwood built the beautiful new Spellmann Campus Center. The 136,000-square-foot J. Scheidegger Center for the Arts opened in 2008.

The growth has not slowed. Additional construction has included expansion and renovation of Harmon Hall, now the home of the Robert W. Plaster School of Business and Entrepreneurship, and the 120,000-square-foot Evans Commons opened to great fanfare in 2011. A new athletics building was added in 2012 adjacent to Harlen Hunter Stadium, corresponding with Lindenwood's transition to the NCAA Division II.

Lindenwood opened in 2017 a 100,000-square-foot Library and Academic Resources Center at the front of the campus. The building serves as a hub for student services and academics.

Academically, Lindenwood has grown as well with extension of its longstanding general accreditation, the addition of numerous specialized accreditations for individual programs, and the addition of a number of degree programs, including the school's first doctoral degrees in the School of Education.

Mary Sibley ran a tightly managed school with a resourceful spirit and a clear purpose. She would have been proud of today's Lindenwood.

