

MATCHUP

LINDENWOOD



3-4, 1-2 BS/OVC

TENNESSEE STATE



5-2, 1-1 BS/OVC

Series History
FIRST MEETING

GAME PREVIEW

The Lindenwood football team (3-4, 1-2 BS/OVC) returns to the field on Saturday, taking on Tennessee State (5-2, 1-1 BS/OVC) on the road in Nashville, Tenn. Kickoff is set for 2:00 p.m.

The Lions are coming off a 24-10 loss to Charleston Southern a couple weeks ago. Carter Davis connected with Jeff Caldwell for Lindenwood's only offensive touchdown of the game in the third quarter.

The touchdown grab was Caldwell's seventh of the season, which is tops in the Big South-OVC Association. The Louisville, Ky. native also ranks second in the Association in receiving yards (519) and third receiving yards per game (74.1).

Kobe McClendon continued his strong play on the season, picking up another sack in the loss. The St. Mary's product now has 6.5 sacks on the year, second in the Association and fifth-most in all of FCS. The 6.5 sacks are tied for the fourth-most in a single season in program history.

For his efforts a couple weeks ago, Patrick Turner was named Big-South OVC Association Specialist of the Week. A Melbourne, Australia native, Turner averaged 46.7 yards on six punts. The redshirt freshman saw three kicks land inside the 20-yard line, including a game-long boot of 62 yards. On the season, Turner averages 41.9 yards per kick which is second in the Association. His season-long of 66 yards also ranks second among other Association foes.

Tennessee State enters this weekend on a three-game winning streak and are now receiving votes in the Stats Perform FCS Top 25. Last Week, the Tigers defeated Lincoln, 54-0. Jordan Gant found the end zone four times on his way to an Association Freshman of the Week honor.

PLAYERS TO WATCH



Kobe McClendon
6-3 | 252
R-So. | DL



Carter Davis
6-2 | 191
R-So. | QB



Mann McGruder
6-0 | 196
Gr. | DB



Jeff Caldwell
6-4 | 197
R-So. | WR

LINDENWOOD LEADERS



PASSING

Cole Dugger (80-for-146, 1086 yards, 10 TD)
Carter Davis (24-for-45, 280 yards, 2 TD)



RUSHING

Robert Giaimo (81 attempts, 440 yards, 3 TD)
Justin Williams (41 attempts, 238 yards, 2 TD)
Jared Rhodes (44 attempts, 165 yards, 1 TD)



RECEIVING

Jeff Caldwell (28 catches, 519 yards, 7 TD)
Spencer Redd (12 catches, 251 yards, 2 TD)
Chase Lanckriet (13 catches, 211 yards, 1 TD)
Robert Giaimo (15 catches, 102 yards, 2 TD)



DEFENSE

Ethan Stuhlsatz (45 tackles, 31 solo, 14 assists, 1 FF, 1 FR, 1 QBH)
Brenden Dye (42 tackles, 25 solo, 17 assists, 1.5 TFL, 1.5 sacks, 1 PBU)
Mann McGruder (38 tackles, 26 solo, 12 assists, 1.0 TFL, 1 FF)
Taylen Blaylock (26 tackles, 17 solo, 9 assists, 3.0 TFL, 2 INT)
Kobe McClendon (26 tackles, 12 solo, 14 assists, 9.5 TFL, 6.5 sacks, 1 FF)

QUICK FACTS

LINDENWOOD



Mascot: Lions
Location: St. Charles, Mo.
Colors: Black & Gold
Head Coach: Jed Stugart
Career Record: 127-52
Lindenwood Record: 36-28

TENNESSEE STATE



Mascot: Tigers
Location: Nashville, Tenn.
Colors: Blue & White
Head Coach: Eddie George
Career Record: 14-15
School Record: 14-14

GAME INFORMATION

SATURDAY, OCTOBER 28 | 2:00 P.M. | NISSAN STADIUM | NASHVILLE, TENN.

Watch | ESPN+ (tinyurl.com/47tkGk2s)

Stats | tinyurl.com/mucx8ffj



JED STUGART | HEAD COACH | SEVENTH SEASON



Jed Stugart is in his seventh season as the Lindenwood football head coach in 2023. Stugart has been a head coach for 17 seasons and has an all-time record of 127-52.

In its first NCAA Division I season, Stugart guided the Lions to a 7-3 record, including a 4-1 mark inside Hunter Stadium. Lindenwood picked up a thrilling 21-20 road win over Houston Baptist, as they blocked a punt with 28 seconds left, which was recovered in the end zone for a game-winning score. Lindenwood earned another road victory on October 8 in a 52-49 win over Central Arkansas, which was the start of a four-game winning streak. During that stretch, Lindenwood earned its first win inside conference play after defeating Murray State in week six. The Lions received votes in the FCS weekly poll on three different occasions during the year.

Stugart helped produce one of the most successful quarterbacks in program history. Cade Brister capped off his career as the school's leader in passing yards, passing touchdowns, and total offense. The O'Fallon, Mo. native holds nearly every passing record, and is the only player in program history to pass for over 10,000 yards in a Lindenwood uniform, while being the only quarterback to rush for over 1,000 yards in his career. Brister is the only player to be named all-conference by three different leagues. Payton Rose set the all-time mark for receiving yards in a career with 3,366, while hauling in a program best 38 scores across his four-year career and was part of an offense that ranked fourth in NCAA Division I FCS with 509.1 yards per game in 2022.

In 2021, the Lions won their second-consecutive GLVC Championship with another perfect season in league play. Lindenwood closed out the season with a 9-3 record, while going 7-0 in the conference. For the second time in as many seasons in the GLVC, Stugart was named Coach of the Year. Stugart was joined by Drew Seers (defense), Spencer Redd (special teams), and Robert Giaimo (freshman) as major award winners.

The Lions accumulated 21 all-conference selections, while Seers went on to collect two first-team All-American honors. Seers was also voted as a finalist for the Cliff Harris award, which recognizes the top defensive player in the country. Seers was named the D2Football.com Defensive Player of the Year in his final season with the Lions. Lindenwood earned its second appearance in the NCAA Division II Football Playoffs for the second time since joining the NCAA. Academically, the Lions compiled three CoSIDA Academic All-District selections, while two moved on to earn Academic All-American accolades.

In week three of the season, the Lions tied the program record for most rushing touchdowns in a game with eight. Cade Brister ran the ball in five times, which was the most by an individual in 16 years. Lindenwood went into Kirksville, Mo. to upset No. 18 Truman State with the help of three rushing scores from Robert Giaimo. The following week, the Lions earned a win over Quincy with the help of three interceptions from Kai Ross, and a kick return for a touchdown by Spencer Redd. Just two weeks later, Redd returned a punt return for a touchdown for the first time in nine years. Lindenwood capped the regular season with a win over McKendree, marking 14-consecutive wins for the Lions in the conference.

In the summer of 2020, Lindenwood earned a ranking of No. 13 in the Street and Smith Preseason Poll, while receiving the No. 17 spot in the LINDY'S Sports Preseason Poll. Drew Seers was featured on the College Football American Yearbook Division II Preseason Starting Lineup. Due to the COVID-19 pandemic, the start of the 2020 season was delayed. On October 6, 2020, the GLVC Council of Presidents voted to move the season into the spring semester, which featured a shortened schedule. On March 18, 2021, the Lindenwood football program opted out of the spring season out of concern for the health and well-being of the student-athletes.

Lindenwood had its best year in the NCAA era during the 2019 season, as the Lions earned a berth in the 2019 NCAA Division II Playoffs for the first time in school history. Stugart was named the 2019 GLVC Coach of the Year as the Lions posted a 9-4 overall record, with a perfect 7-0 record in the GLVC to capture the 2019 GLVC Championship. The Lions set four school records over the course of the season, while breaking one game record. Lindenwood rewrote four individual game records and 12 individual season records over the course of 2019.

Lindenwood garnered the GLVC Defensive Player of the Year in Drew and the GLVC Offensive Player of the Year in Cade Brister. Seers was named first-team All-American (Associated Press, AFCA, D2CCA), and second-team All-American (D2Football.com). Brister earned honorable-mention All-American (D2Football.com) recognition and was nominated as a Harlon Hill candidate. Erik Henneman was named second-team All-American (D2Football.com). Seers was named first-team all-region, while Henneman and Payton Rose each earned second-team all-region honors. Lindenwood tallied nine first-team all-GLVC players, with four second-team all-GLVC members, and two more on the honorable-mention list. The Lions earned GLVC Player of the Week 10 times, splitting five on each side of the ball.

Lindenwood ranked eighth in the country with 303 first downs, while standing ninth in the nation with 301.1 passing yards per game. The Lions ranked 16th in NCAA Division II with a 62.4 completion percentage. Stugart and the Lions closed out the 2019 season ranked No. 25 in the final AFCA Division II Coaches Poll of the year. Stugart led the Lions to a 5-1 record at home, including upset victories over No. 24 Truman State and No. 8 Ulndy. Lindenwood won a thrilling 45-37 road victory over McKendree in the NCAA Division II



Football Showcase Game of the Week. The Lions pulled off a come-from-behind victory over Truman State after rattling off 21 points in the fourth quarter. Lindenwood executed the perfect onside kick, which led to the game-winning touchdown. Lindenwood shocked the conference with a seven-point victory over Ulndy, handing the Greyhounds their first conference loss in more than three years. Cade Brister set multiple school records during the game, as he completed 38 passes for 541 yards. The Lions closed out their home slate against Missouri S&T, sending out its senior class in thrilling fashion. On the final play of regulation, Jordan Perry blocked the field goal attempt by the Miners to send the game into overtime. The Lions scored the lone touchdown in the overtime period, giving Lindenwood its most home victories since the 2011 season.

Stugart and the Lions advanced to the NCAA Division II Playoffs for the first time since joining the NCAA, and proved the doubters wrong. Lindenwood faced No. 5 Quachita Baptist who stood undefeated on the season. The Lions fought their way to a 41-38 victory over the Tigers, earning their first playoff win since the 2009 season.

In 2018, Stugart led the Lions to 4-7 season with all wins coming on the road. The offense averaged the most plays per game in a single season with 76.0 during the 2018 season. Lindenwood placed 12 players on the all-MIAA football teams, including two first-team honorees. The two first-team selections were the most for Lindenwood since the 2015 season. The Lions had a record-setting game against Missouri Southern in a 51-13 victory in the second game of the season. Lindenwood scored seven touchdowns which tied for second in program history in a single game.

After scoring 42 points in a week three loss, Stugart guided the Lions to their first win over Emporia State in program history with a 48-41 victory. Lindenwood capped off the year with a wild 21-point fourth-quarter comeback victory over Missouri Western. The Lions scored with less than two minutes left in the game on an 11-play 99-yard drive. Lindenwood recovered the ensuing onside kick, and drove down to score the game-winning touchdown with 36 seconds left in the game.



The 2018 season was highlighted by All-American tight end Erik Henneman. Henneman was named first-team All-American by the AFCA, D2CCA, and D2Football.com after hauling in nine touchdowns on 57 receptions for 639 yards. Joining Henneman on the first-team all-MIAA list was senior defensive lineman Jonathan Harris. Harris was named first-team all-MIAA for the second-straight season as he amassed 11.5 tackles for loss and had six sacks in his final season with the Lions. Stugart had 12 Lions earn all-MIAA honors. Following the 2019 NFL Draft, Harris signed a training camp invite deal with the Chicago Bears.

In his first season at Lindenwood, Stugart led the Lions to their best season in five years. Lindenwood won four games, including a road victory at Pittsburg State, one of the toughest places to play in the MIAA. The Lions were also much more competitive in their other games, and they improved their scoring margin by nearly eight points a game. Statistically, Lindenwood had both its top offensive and defensive numbers since the program's first year in the MIAA. The biggest change Stugart made, though, was improving the program's culture, and building the blocks for future success, including signing the largest recruiting class during Lindenwood's NCAA era in 2018. Stugart coached 13 players that earned all-MIAA honors, the highest mark for the program since Lindenwood joined the MIAA. Among the honorees was Jonathan Harris earning first-team all-MIAA honors on the defensive line.

Stugart was the head football coach at Sioux Falls from 2010-16, and turned the program into one of the top ones in NCAA Division II. In seven seasons, he had a record of 65-17, including a 32-5 mark over the last three years. In his first season in 2010, Stugart led the Cougars to a conference championship, and the team advanced to the NAIA National Championship game. The program began the transition to the NCAA Division II level after that. Sioux Falls won 20 games over the next three years, including a 9-2 mark in its first season as a member of the Northern Sun Intercollegiate Conference (NSIC) in 2012.

Over his final three seasons at the school, Stugart and Sioux Falls took the next step and became one of the top teams in the country. The Cougars went to the postseason all three years with a victory in the Mineral Water Bowl in 2014 and NCAA Tournament appearances in both 2015 and 2016. Sioux Falls won its first NSIC Championship this past season with a perfect 11-0 regular season mark, and it won its first NCAA Tournament game with a 34-21 first-round win over Azusa Pacific. Stugart was named the NSIC Coach of the Year and a NCAA Regional Coach of the Year after the Cougars finished the regular season in the top-five in the national rankings.

Stugart's offenses ranked in the top-25 in the NCAA Division II in scoring and total offense the last three seasons, and they have ranked in the top-20 in scoring defense in two out of the last three years. In 2017, the Cougars ranked third in rushing offense (308.1), seventh in total offense (511.3), 21st in scoring offense (39.0), and 20th in scoring defense (19.6). During Sioux Falls' tenure in the NSIC, Stugart produced 73 all-NSIC performers and eight All-Americans. The Cougars had three Academic All-Americans, and 91 members on the Academic All-NSIC team. In 2010, he coached the NAIA Player of the Year, as well as 22 all-conference selections. He was the head coach at former Lindenwood rival MidAmerica Nazarene from 2006 to 2008. He had a record of 26-7 with MidAmerica Nazarene, along with two postseason appearances and the 2008 HAAC Championship. Stugart was once named the Region 3 Coach of the Year by the American Football Coaches Association.

Stugart has also been an assistant coach at two NCAA Division I programs. In 2009, he was the linebackers coach for UNLV. All three starting linebackers that season finished in the top-20 in the Mountain West Conference in tackles, and the team just missed a bowl bid. From 1999 to 2005, he was a coach at Northern Colorado. He started by coaching the defensive line and linebackers before being promoted to defensive coordinator in 2003. In his first year as coordinator, the Bears defense ranked 16th in the nation in total defense and 13th in scoring defense. Stugart produced three All-Americans at Northern Colorado and was a part of two conference championships and two postseason appearances.

Stugart earned a bachelor's degree from Azusa Pacific University in 1995 and a master's degree from Northern Colorado in 2003. He earned three letters as a linebacker from Azusa Pacific. Stugart and his wife, Angie, have a son, Gunner, and a daughter, Gracie.


COACHING CAREER

YEAR	SCHOOL	OVERALL RECORD	CONF. RECORD
2006	MidAmerica Nazarene	7-3	7-3
2007	MidAmerica Nazarene	9-3	8-2
2008	MidAmerica Nazarene	10-1	10-0
2010	Sioux Falls	13-1	10-0
2011	Sioux Falls	5-4	0-0
2012	Sioux Falls	9-2	9-2
2013	Sioux Falls	6-5	6-5
2014	Sioux Falls	11-1	11-1
2015	Sioux Falls	9-3	9-2
2016	Sioux Falls	12-1	11-0
2017	Lindenwood	4-7	4-7
2018	Lindenwood	4-7	4-7
2019	Lindenwood	9-4	7-0
2020	Lindenwood	-	-
2021	Lindenwood	9-3	7-0
2022	Lindenwood	7-3	1-3
2023	Lindenwood	3-4	1-2
Career	17th Year	127-52	105-34





DUSTY HOVORKA | OFFENSIVE COORDINATOR / WIDE RECEIVERS COACH | SEVENTH SEASON



Dusty Hovorka is in his seventh season in 2023 as Lindenwood's offensive coordinator. Hovorka guided one of the most efficient offenses in all of FCS football in 2022 as Lindenwood had a playcall efficiency rating of 87.4, the highest number among Ohio Valley Conference schools. Lindenwood ranked atop the conference in eight offensive categories during the year, including: scoring, total offense, pass offense, pass efficiency, first downs per game, third down conversion percentage, time of possession per game, and red zone offense. In 2021, the Lions won their second-consecutive GLVC Championship with another perfect season in league play. Lindenwood closed out the season with a 9-3 record, while going 7-0 in the conference. Robert Giaimo was named the GLVC Freshman of the Year as a running back. The Lions accumulated 21 all-conference selections, including 10 on the offensive-side of the ball. Lindenwood earned its second appearance in the NCAA Division II Football Playoffs for the second time since joining the NCAA. Academically, the Lions compiled three CoSIDA Academic All-District selections, while two moved on to earn Academic All-American accolades.

In week three of the season, the Lions tied the program record for most rushing touchdowns in a game with eight. Cade Brister ran the ball in five times, which was the most by an individual in 16 years. Lindenwood went into Kirksville, Mo. to upset No. 18 Truman State with the help of three rushing scores from Robert Giaimo. Lindenwood capped off the regular season with a win over McKendree, marking 14-consecutive wins for the Lions in the conference.

In the summer of 2020, Lindenwood earned a ranking of No. 13 in the Street and Smith Preseason Poll, while receiving the No. 17 spot in the LINDY'S Sports Preseason Poll. Due to the COVID-19 pandemic, the start of the 2020 season was delayed. On October 6, 2020, the GLVC Council of Presidents voted to move the season into the spring semester, which featured a shortened schedule. On March 18, 2021, the Lindenwood football program opted out of the spring season out of concern for the health and well-being of the student-athletes.

The Lions had one of their most successful seasons on offense in 2019, as Hovorka helped lead the Lions to a GLVC Championship. Lindenwood earned its first appearance in the NCAA Division II Playoffs, as the Lions went 9-4 on the season with a 7-0 mark in conference play. Hovorka guided 2019 GLVC Offensive Player of the Year Cade Brister to a record-setting season. The offense set four team records for the season, while Brister broke four individual game records for the Lions. Lindenwood ranked eighth in the country with 303 first downs, while ranking ninth in the nation with 301.1 passing yards per game.

Lindenwood averaged 31.7 points per game, while its 428.9 yards per game ranked 33rd in NCAA Division II. Erik Henneman was named second-team All-American and second-team all-region (D2Football.com) after posting 699 yards with 10 touchdowns. Payton Rose set a new school record with 15 receiving touchdowns, and added 1,168 yards to earn second-team all-region (D2Football.com) recognition. Brister set seven individual season records to earn honorable-mention All-American (D2Football.com) honors, as his season was highlighted with 3,779 passing yards and 39 touchdowns.

Najee Jackson set a new school mark with 72 receptions in his final season, as the Lions held the top-four spots in the conference in receptions per game. All four individual game records were achieved when the Lions upset No. 8 UIndy. Brister completed 38 passes on 59 attempts for 541 yards, and totaled 554 total yards of offense. Hovorka coached six first-team all-GLVC players on offense, while placing one on the second team, and another on the honorable-mention list. The success was a team effort, as three offensive linemen, two receivers, one running back, one tight end, and one quarterback made up the all-conference selections on offense. Lindenwood compiled five GLVC Offensive Player of the Week honors, as Brister tallied three weekly awards. Lindenwood compiled 602 yards of offense against UIndy as part of the record-setting day. The Lions threw for 300 yards or more in six different games, including five-straight. The ground game averaged 4.2 yards per carry, as the offense broke off 251 rushing yards against Southwest Baptist.

In his second season, Hovorka helped the offensive production increase from a season ago, scoring 28.8 points per game. The Lindenwood offense ranked in the top-25 in the nation with an 85.7 percent success rate in the red zone. The Lions scored 41 points or more in three-straight games, including a 51-point effort against Missouri Southern. Junior tight end Erik Henneman broke the school record for touchdown receptions in a game with four.

Lindenwood earned its first win over Emporia State in a 48-41 victory in the fourth game of the season. The Lions put up 24 points against No. 10 Pittsburg State and 17 points against No. 11 Northwest Missouri, both above their season average in points allowed. Nash Sutherlin broke free against Pittsburg State for an 87-yard touchdown run, one yard shy of the school record. Lindenwood capped off the year with a wild 21-point fourth-quarter comeback victory over Missouri Western. The Lions scored with less than two minutes left in the game on an 11-play 99-yard drive. Lindenwood recovered the ensuing onside kick, and drove down to score the game-winning touchdown with 36 seconds left in the game. Hovorka played a key part in the success of freshman quarterback Cade Brister who ranks near the top of multiple school records after just one season. Brister was responsible for 27 touchdowns, ranking right behind two of the greatest quarterbacks in program history (Philip Staback and Ben Kisner). Hovorka helped aid the production of first-team All-American tight end Erik Henneman. Along with Henneman, the Lindenwood offense tallied four other all-MIAA honorees, including second-team offensive lineman Lucas Beddow. Earning honorable-mention recognition were Brister, Sutherlin, and Cameron Sanders.



In his first season at Lindenwood, Hovorka had a new quarterback under center, and a new-look offensive line. Despite the changes, the Lions still improved their offense by nearly half a point a game, and gained 26.1 more yards per game. Lindenwood jumped one spot in the MIAA in scoring offense, and four spots in total offense. The program had its highest scoring offense and total offense since its 2012 campaign.

Hovorka helped three offensive players earned third-team all-MIAA honors in running back Calen Campbell, wide receiver Deantrell Prince, and offensive lineman Akil Williams. Three other offensive players also earned honorable mention accolades. Hovorka came to Lindenwood from the University of Sioux Falls, where he served from 2010-2016. From 2014-2016, he was Sioux Falls's offensive coordinator.

While he was offensive coordinator, Hovorka's offense averaged 40.3 points and 489.5 total yards of offense a game. The Cougars averaged 239.3 yards on the ground and 250.1 yards through the air. In those three seasons, Sioux Falls went 32-5, appeared in the postseason all three years, won the 2016 NSIC Championship, and won its first NCAA Tournament game in 2016.

In 2016, Sioux Falls ranked third in the nation by rushing for over 300 yards a game. The Cougars were 17th in scoring offense and seventh in total offense. Three players earned first-team all-NSIC honors, including running back Max Mickey, a Harlon Hill candidate. Six other offense players earned second-team all-conference awards, and two were honorable mention picks. In 2015, Hovorka helped Sioux Falls to being ranked 16th in scoring offense and 19th in total offense.

The offensive line led the nation that year by allowing just five sacks. Six players earned all-conference honors, including offensive lineman Antonio Green who was a first-team All-American. In his first year as an offensive coordinator, Hovorka led Sioux Falls to being ranked seventh nationally in scoring offense and 17th in total offense. The Cougars scored 58 offensive touchdowns, 11 more than the previous season. Hovorka coached the NSIC Offensive Player of the Year in quarterback Luke Papilion, as well as four other all-conference performers.

From 2010-2013, Hovorka was in charge of the team's wide receivers. In his first season, he coached Jon Ryan to NAIA Player of the Year honors after Ryan had 24 touchdowns, 81 receptions, and 1,430 receiving yards. After Sioux Falls joined the NSIC, two players earned all-conference honors in that span. Hovorka was one of the top players in Sioux Falls history from 2003-2006. He set career records with 291 receptions, 4,801 receiving yards, and 55 receiving touchdowns. Hovorka was a three-time All-American, and the only wide receiver in school history to record 1,000 or more yards in all four of his seasons. He helped Sioux Falls win the 2006 NAIA National Championship.

After his collegiate career, Hovorka played six seasons for the Sioux Falls Storm in the IFL. Hovorka is married to Kari Keating.



**ERIC INAMA | DEFENSIVE COORDINATOR | SEVENTH SEASON**

Eric Inama is in his seventh season on the Lindenwood football coaching staff in 2023. He was promoted to defensive coordinator prior to the 2019 season. In its first NCAA Division I season, the Lions went 7-3 record, including a 4-1 mark inside Hunter Stadium. Lindenwood picked up a thrilling 21-20 road win over Houston Baptist, as they blocked a punt with 28 seconds left, which was recovered in the end zone for a game-winning score. Lindenwood earned another road victory on October 8 in a 52-49 win over Central Arkansas, which was the start of a four-game winning streak. During that stretch, Lindenwood earned its first win inside conference play after defeating Murray State in week six. The Lions received votes in the FCS weekly poll on three different occasions during the year. The Lions accumulated 10 all-conference selections and nine DVC weekly accolades, while Kobe McClendon was named a Stats Perform FCS Freshman All-American after an impressive 2022 campaign.

In 2021, the Lions won their second-consecutive GLVC Championship with another perfect season in league play. Lindenwood closed out the season with a 9-3 record, while going 7-0 in the conference. For the second time in as many seasons in the GLVC, Drew Seers was named Defensive Player of the Year. The Lions accumulated 21 all-conference selections, including nine of the defensive unit. Seers went on to collect two first-team All-American honors and was voted as a finalist for the Cliff Harris award, which recognizes the top defensive player in the country. Seers was named the D2Football.com Defensive Player of the Year in his final season with the Lions. Lindenwood earned its second appearance in the NCAA Division II Football Playoffs for the second time since joining the NCAA. Academically, the Lions compiled three CoSIDA Academic All-District selections, while two moved on to earn Academic All-American accolades.

The Lions earned a win over Quincy with the help of three interceptions from Kai Ross, which tied a program record. The Lions collected 18 interceptions to rank fifth in school history. Ross (6) and Seers (5) reached the top-six in the program record book for interceptions in a season. Jordan Perry finished the season with 11 pass breakups to rank second in school history.

Lindenwood capped the regular season with a win over McKendree, marking 14-consecutive wins for the Lions in the conference.

In the summer of 2020, Lindenwood earned a ranking of No. 13 in the Street and Smith Preseason Poll, while receiving the No. 17 spot in the LINDY'S Sports Preseason Poll. Drew Seers was featured on the College Football American Yearbook Division II Preseason Starting Lineup. Due to the COVID-19 pandemic, the start of the 2020 season was delayed. On October 6, 2020, the GLVC Council of Presidents voted to move the season into the spring semester, which featured a shortened schedule. On March 18, 2021, the Lindenwood football program opted out of the spring season out of concern for the health and well-being of the student-athletes.

In 2019, Inama helped Lindenwood to one of its best seasons in the NCAA era, as the Lions went 9-4 on the year with a perfect 7-0 mark in conference play to capture the GLVC Championship. Lindenwood earned a berth in the 2019 NCAA Division II Playoffs, while defeating No. 5 Duachita Baptist in the first round. Inama aided Drew Seers in his achievement of the GLVC Defensive Player of the Year. Seers was named first-team All-American (Associated Press, AFCA) and second-team All-American (D2Football.com). Seers earned first-team all-region (D2Football.com) recognition after his outstanding season. Inama and the defense garnered three members on the first-team all-GLVC, and three players earned second-team all-GLVC honors. Lindenwood tallied five GLVC Defensive Player of the Week honors, as Seers earned the award three different times. Seers set a new school record with 99 assisted tackles, and compiling 17.0 tackles for loss. Tayvian Weary earned first-team all-GLVC, as he tied the school record for sacks in a season with 7.5.


Lindenwood accumulated 10 interceptions and 10 fumble recoveries on the season. The Lions had 14 different players register a takeaway, as three different players forced at least one fumble. The defense averaged 2.1 sacks per game, and tallied 5.0 tackles for loss per game. Inama and the defense close out the game against Duachita Baptist with an interception to secure the first victory in the NCAA Division II Playoffs for the Lions. Lindenwood closed out the game against No. 24 Truman State with a fumble recovery on the final play of the game to solidify the upset. The defense repeated its performance against Saginaw Valley, as the Lions recovered a fumble on the last play to secure the victory. In the final home game of the year, Inama and the defense stood strong in overtime by stopping Missouri S&T on fourth down to win the game.



In his second year, Inama helped Lindenwood allow the fewest yards since the 2013 season. The Lions allowed 385.3 yards per game, the best mark for the Lions in the last eight years. In week two, the Lions allowed just 33 passing yards against Missouri Southern which was the second-lowest mark in program history.

Inama saw great production from the safety position, as Darrius Williams and Grady Daniels were named to the all-conference team. Williams posted his second-straight 100-plus tackle season to earn third-team all-MIAA, ranking fifth in the season record books ranking behind Connor Harris. Daniels earned honorable-mention all-MIAA recognition after posting 103 tackles, and registered one of the two interceptions returned for a touchdown for the Lions.

Inama saw success as the special team's coordinator, as Cameron Sanders tallied 198 kickoff returns yards against Central Oklahoma to set a new school record. The Lions had two kickoff returns for a touchdown, one of which led to O'Harius Brown earning MIAA Special Teams Player of the Week. Sanders was named honorable-mention all-MIAA as a kick returner after setting the school record for kickoff returns (29) and kickoff return yards (616) in a single season.



In his first season at Lindenwood, Inama played a big role in Lindenwood's defense improving by over seven points and nearly 100 total yards a game. The Lions ranked third in the MIAA by allowing 207.7 passing yards a game, and were ranked third by allowing 6.0 yards per attempt. Lindenwood improved its passing defense by 104.4 yards a game. Lindenwood also had one of the top special teams in the MIAA under Inama. The Lions ranked in the top three in both punt returns and kickoff returns, the only conference school that could claim that. The Lions also ranked in the top half of the MIAA in net punting, field-goal kicking, and PAT kicking.

Inama coached five all-conference performers. On defense, Bakari Triggs was a second-team selection, Darrius Williams was a third-team pick, and Ace Rogers was honorable mention. On special teams, Kendell Sparks was second-team all-MIAA as a return, and punter Michael Crowder was named honorable mention all-conference.

Inama came to Lindenwood from the University of Sioux Falls, where he served as the defensive backs/special teams coordinator from 2014-2016. In that three-year span, the Cougars went 32-5. Sioux Falls intercepted 66 passes and returned 12 of those interceptions for touchdowns. Sioux Falls was nationally-ranked and made the postseason in all three of those seasons. Last year, the program won the NSIC Championship and advanced to the second round of the NCAA Tournament.

Among the top players Inama coached were John Tidwell and Solomon St. Pierre. Tidwell was a three-time first-team all-NSIC pick, and St. Pierre won back-to-back first-team honors. St. Pierre also won numerous All-American honors, and Tidwell was an Academic All-American. Last season, three defensive backs earned first or second-team all-NSIC accolades. Inama also coached one of the top special teams units in the NSIC. In 2016, the Cougars ranked third nationally in kickoff returns and 27th in punt returns. Sioux Falls also ranked in the top-20 in kickoff returns in 2014, and in the top-20 in punt returns in 2014 and 2015. Inama was also an assistant coach at Sioux Falls from 2007-2009. He helped the Cougars win back-to-back NAIA National Championships in 2008 and 2009, and finish second nationally in 2007. Sioux Falls also won conference titles all three of those seasons, and had the NAIA's No. 1 defense in 2008 and 2009.

From 2010-2012, Inama was the defensive coordinator at Midland University. In his first season, he helped Midland have its most successful season in 16 years. The Warriors went 8-3 and finished the year ranked 22nd in the NAIA. That squad was ranked second in pass defense efficiency, sixth in scoring defense, and 11th in total defense. In 2011, Midland was 17th nationally in total defense and third in creating turnovers.

Inama started his coaching career at Kings College as a defensive backs coach. In 2012, Inama was named an AFCA Assistant Coach of the Year finalist. That same year, he served as an assistant coach for the 2012 All-American Bowl. In 2010, he was named an honorary captain of the Schuylkill County Football Coaches Association.

Inama was a three-time letterwinner at Delaware Valley College. He was a part of a program that went 21-3 during a two-year run that included the 2003 ECAC Bowl Championship and 2004 Middle Atlantic Championship. The 2004 team reached the NCAA Division III Tournament Quarterfinals. Inama graduated from Delaware Valley College in 2005 with a degree in business administration. He also holds an MBA from Sioux Falls in 2010. Eric is married to his wife, Kaylene, and they have one son, Kade.



BRYAN BALDWIN | SPECIAL TEAMS COORDINATOR / CORNERS COACH | EIGHTH SEASON



Bryan Baldwin is in his eighth season on the Lindenwood football coaching staff in 2023. Baldwin is in his sixth season as the defensive backs coach, after spending two years as the running backs coach. After a successful 2019 campaign, Baldwin was promoted to special teams coordinator. In its first NCAA Division I season, the Lions went 7-3 record, including a 4-1 mark inside Hunter Stadium. Lindenwood picked up a thrilling 21-20 road win over Houston Baptist, as they blocked a punt with 28 seconds left, which was recovered in the end zone for a game-winning score. Lindenwood earned another road victory on October 8 in a 52-49 win over Central Arkansas, which was the start of a four-game winning streak. During that stretch, Lindenwood earned its first win inside conference play after defeating Murray State in week six. The Lions received votes in the FCS weekly poll on three different occasions during the year. The Lions accumulated 10 all-conference selections and nine OVC weekly accolades, while Kobe McClendon was named a Stats Perform FCS Freshman All-American after an impressive 2022 campaign.

In 2021, the Lions won their second-consecutive GLVC Championship with another perfect season in league play. Lindenwood closed out the season with a 9-3 record, while going 7-0 in the conference. For the second time in as many seasons in the GLVC, Drew Seers was named Defensive Player of the Year. The Lions accumulated 21 all-conference selections, including nine of the defensive unit. Seers went on to collect two first-team All-American honors and was voted as a finalist for the Cliff Harris award, which recognizes the top defensive player in the country. Seers was named the D2Football.com Defensive Player of the Year in his final season with the Lions. Lindenwood earned its second appearance in the NCAA Division II Football Playoffs for the second time since joining the NCAA. Academically, the Lions compiled three CoSIDA Academic All-District selections, while two moved on to earn Academic All-American accolades.

Spencer Redd was named the 2021 GLVC Special Teams Player of the Year. Redd recorded a touchdown on a kickoff return, and another on a punt return. The 678 kick return yards for Redd ranks second in program history, while his 29.5 yards per return set a new school record. Logan Seibert hit nine field goals on the year, including a 50-yard boot against Southwest Baptist that put him in a tie for second place in the record book. The Lions earned a win over Quincy with the help of three interceptions from Kai Ross, which tied a program record. The Lions collected 18 interceptions to rank fifth in school history. Ross (6) and Seers (5) reached the top-six in the program record book for interceptions in a season. Jordan Perry finished the season with 11 pass breakups to rank second in school history. Lindenwood capped off the regular season with a win over McKendree, marking 14-consecutive wins for the Lions in the conference.

In the summer of 2020, Lindenwood earned a ranking of No. 13 in the Street and Smith Preseason Poll, while receiving the No. 17 spot in the LINDY'S Sports Preseason Poll. Due to the COVID-19 pandemic, the start of the 2020 season was delayed. On October 6, 2020, the GLVC Council of Presidents voted to move the season into the spring semester, which featured a shortened schedule. On March 18, 2021, the Lindenwood football program opted out of the spring season out of concern for the health and well-being of the student-athletes.

In 2019, Baldwin helped Lindenwood to one of its best seasons in the NCAA era, as the Lions went 9-4 on the year with a perfect 7-0 mark in conference play to capture the GLVC Championship. Lindenwood earned a berth in the 2019 NCAA Division II Playoffs, while defeating No. 5 Quachita Baptist in the first round. Baldwin and his defensive backfield boasted two all-GLVC players, including first-team all-GLVC safety Grady Daniels. Daniels led the team with seven pass breakups, while adding one interceptions. Daniels ranked second on the team with his 120 tackles, including 66 solo stops. Ricky McCoy earned second-team all-GLVC recognition, as he led the team with three interceptions. McCoy added six pass breakups and compiled 45 total tackles.

Lindenwood tallied 10 interceptions on the season, all of which came from the defensive backfield. Baldwin and his secondary accounted for 29 of the team's 42 pass breakups on the year. McCoy picked off a pass in the fourth quarter against McKendree, helping the Lions to a road victory. Darrius Williams recovered a fumble on the final play to upset No. 24 Truman State, while Jordan Perry recovered a fumble on the final play of the game against Saginaw Valley. Lindenwood picked off three passes in the first half against Saginaw Valley, to spark a thrilling victory.

Daniels registered a key interception in the fourth quarter, helping Lindenwood to a win over Quincy. Lloyd Lockett sparked a comeback for the Lions with an interception against Missouri S&T. Perry made many big plays on the season, one of which was a blocked field goal to send the game to overtime. Perry broke up a pass on the final play of the game in overtime against Missouri S&T, posting the most home victories since the 2011 season. Perry sealed the first win for the Lions in the NCAA Division II Playoffs as he intercepted a pass with 12 seconds remaining against Quachita Baptist.

In 2018, Baldwin coached a trio of running backs that averaged 5.61 yards per carry. The running backs ran for 1,250 yards and 11 touchdowns on 223 carries. Lindenwood rushed for 1,767 yards on the year, the most since the 2010 season. The Lions had three games with 200 yards or more, including popping off for 294 yards on the ground against Emporia State. Nash Sutherlin tallied 166 yards rushing against the Hornets, scoring once. Cameron Sanders had a 106-yard performance against Northeastern State, and scored twice against Missouri Southern. Baldwin helped create versatility in the backfield, as the trio averaged 7.9 yards per catch on 47 receptions. Sutherlin broke free against Pittsburg State for an 87-yard run that ranked second in program history. Sutherlin scored the game-winning touchdown against Missouri Western with just 36 seconds left in the final game of the season.

In 2017, Baldwin helped the team's running backs average 4.4 yards per carry, an improvement over nearly 16 percent over the previous year. The running backs also scored four more rushing touchdowns on the year, and they played a bigger role in the passing game by having over twice as many receptions than 2016. The improved running backs play helped Lindenwood have its top scoring offense since the 2012 season. Baldwin coach Calen Campbell and helped the senior earn third-team all-MIAA honors. As the cornerbacks coach in 2016, Baldwin helped in the development of Bakari Triggs who was a third-team all-MIAA pick. Lindenwood's cornerbacks accounted for nine interceptions and 21 pass breakups on the season.

Baldwin coached at the prep level in the St. Louis area from 2008-2015, including three years each at Normandy and Chaminade, and one year at Fort Zumwalt West. He was the defensive coordinator and assistant head coach at both Normandy and Chaminade, and coached the defensive backs at those schools. He coached the safeties in 2015 at Fort Zumwalt West. In his seven years as a high school coach, he won three conference championships. His players won numerous all-conference honors, including his entire starting defense earning first or second-team honors in 2014. Baldwin was a four-year player at Kansas State University from 2003-2007. The defensive back had 67 tackles, four interceptions, and 11 pass breakups in his career. Baldwin graduated from Kansas State in 2008 with a bachelor's in arts. He and his wife, Nina, have one daughter, Selah.





JARRETT GRABBE | DEFENSIVE LINE COACH | SEVENTH SEASON



Jarrett Grabbe is in his seventh season on the Lindenwood football coaching staff in 2023. He is the team's defensive line coach. In its first NCAA Division I season, the Lions went 7-3 record, including a 4-1 mark inside Hunter Stadium. Lindenwood picked up a thrilling 21-20 road win over Houston Baptist, as they blocked a punt with 28 seconds left, which was recovered in the end zone for a game-winning score. Lindenwood earned another road victory on October 8 in a 52-49 win over Central Arkansas, which was the start of a four-game winning streak. During that stretch, Lindenwood earned its first win inside conference play after defeating Murray State in week six. The Lions received votes in the FCS weekly poll on three different occasions during the year. The Lions accumulated 10 all-conference selections and nine OVC weekly accolades, while Kobe McClendon was named a Stats Perform FCS Freshman All-American after an impressive 2022 campaign. In 2021, the Lions won their second-consecutive GLVC Championship with another perfect season in league play. Lindenwood closed out the season with a 9-3 record, while going 7-0 in the conference. For the second time in as many seasons in the GLVC, Drew Seers was named Defensive Player of the Year. The Lions accumulated 21 all-conference selections, including nine of the defensive unit. Seers went on to collect two first-team All-American honors and was voted as a finalist for the Cliff Harris award, which recognizes the top defensive player in the country. Seers was named the D2Football.com Defensive Player of the Year in his final season with the Lions. Lindenwood earned its second appearance in the NCAA Division II Football Playoffs for the second time since joining the NCAA. Academically, the Lions compiled three CoSIDA Academic All-District selections, while two moved on to earn Academic All-American accolades.

The Lions earned a win over Quincy with the help of three interceptions from Kai Ross, which tied a program record. The Lions collected 18 interceptions to rank fifth in school history. Ross (6) and Seers (5) reached the top-six in the program record book for interceptions in a season. Jordan Perry finished the season with 11 pass breakups to rank second in school history. Lindenwood capped the regular season with a win over McKendree, marking 14-consecutive wins for the Lions in the conference. In the summer of 2020, Lindenwood earned a ranking of No. 13 in the Street and Smith Preseason Poll, while receiving the No. 17 spot in the LINDY'S Sports Preseason Poll. Due to the COVID-19 pandemic, the start of the 2020 season was delayed. On October 6, 2020, the GLVC Council of Presidents voted to move the season into the spring semester, which featured a shortened schedule.

On March 18, 2021, the Lindenwood football program opted out of the spring season out of concern for the health and well-being of the student-athletes.

In 2019, Grabbe helped Lindenwood to one of its best seasons in the NCAA era, as the Lions went 9-4 on the year with a perfect 7-0 mark in conference play to capture the GLVC Championship. Lindenwood earned a berth in the 2019 NCAA Division II Playoffs, while defeating No. 5 Ouachita Baptist in the first round. Grabbe and the defense garnered three members on the first-team all-GLVC, and three players earned second-team all-GLVC honors. Tayvian Weary earned first-team all-GLVC, as he tied the school record for sacks in a season with 7.5. Lindenwood accumulated 10 interceptions and 10 fumble recoveries on the season. The Lions had 14 different players register a takeaway, as three different players forced at least one fumble. The defense averaged 2.1 sacks per game, and tallied 5.0 tackles for loss per game. Grabbe and the defense close out the game against Ouachita Baptist with an interception to secure the first victory in the NCAA Division II Playoffs for the Lions. Lindenwood closed out the game against No. 24 Truman State with a fumble recovery on the final play of the game to solidify the upset. The defense repeated its performance against Saginaw Valley, as the Lions recovered a fumble on the last play to secure the victory. In the final home game of the year, Grabbe and the defense stood strong in overtime by stopping Missouri S&T on fourth down to win the game.

In his second year, Grabbe helped Lindenwood to the fewest yards allowed since the 2013 season. The Lions allowed 385.3 yards per game, the best mark for the Lions in the last eight years. In week two, the Lions allowed just 33 passing yards against Missouri Southern which was the second-lowest mark in program history. Grabbe helped transition two-time first-team all-MIAA defensive lineman Jonathan Harris move from end to tackle. Harris amassed 11.5 tackles for loss and had six sacks in his final season with the Lions. Harris lived in the opposing backfields, as he registered a tackle for loss stat in eight games and a sack in seven different games. Following the 2019 NFL Draft, Harris signed a training camp invite deal with the Chicago Bears. Grabbe saw Uchenna Ekwonwu earn third-team all-MIAA recognition and Antonio Davis be named honorable-mention all-MIAA. Ekwonwu made his presence known in his first year with the Lions as he ranked in the top-20 in the MIAA for tackles for loss (8.0) and sacks (3.5). Davis was part of the defensive line that applied pressure each week as he tallied 35 tackles including 13 solo stops.

In his first year at Lindenwood, Grabbe coached the team's top player. Jonathan Harris earned first-team all-MIAA honors for the first time in his career after recording 11.0 tackles for loss and 6.0 sacks. Another lineman, Antonio Davis, also earned honorable mention all-conference accolades. The defensive line played a key role in Lindenwood having its top scoring defense since 2012. The Lions improved their scoring defense by over seven points over the previous season, and also gave up nearly 100 fewer yards per game. Grabbe came to Lindenwood from the University of Sioux Falls, where he served as the defensive line coach in 2015 and 2016. In 2015, he helped the Sioux Falls defense allow just 18.6 points a game. The defensive line allowed just 3.2 yards per rush, and averaged three sacks a game. Grabbe coached two second-team all-conference performers and one honorable mention pick. The next season, he was a part of a defensive unit that allowed 19.6 points a game. Sioux Falls ranked 16th in the nation with 3.2 sacks a game. He helped coach one first-team all-NSIC performer, two second-team selections, and one honorable mention pick.

Grabbe was a four-year letterwinner for the Cougars from 2011-2014. He recorded 83 tackles, 11.5 tackles for loss, 4.5 sacks, nine pass breakups, one forced fumble, and three fumble recoveries in his career. Grabbe was an honorable mention all-NSIC pick in 2014, and helped the Cougars win the Mineral Water Bowl that season.



DENVER JOHNSON | OFFENSIVE LINE COACH | FOURTH SEASON



Denver Johnson joins the Lindenwood football staff for his fourth season in 2023, and serves as the offensive line coach. In its first NCAA Division I season, the Lions went 7-3 record, including a 4-1 mark inside Hunter Stadium. Lindenwood picked up a thrilling 21-20 road win over Houston Baptist, as they blocked a punt with 28 seconds left, which was recovered in the end zone for a game-winning score. Lindenwood earned another road victory on October 8 in a 52-49 win over Central Arkansas, which was the start of a four-game winning streak. During that stretch, Lindenwood earned its first win inside conference play after defeating Murray State in week six. The Lions received votes in the FCS weekly poll on three different occasions during the year. The Lions accumulated 10 all-conference selections and nine OVC weekly accolades, while Kobe McClendon was named a Stats Perform FCS Freshman All-American after an impressive 2022 campaign. In 2021, the Lions won their second-consecutive GLVC Championship with another perfect season in league play. Lindenwood closed out the season with a 9-3 record, while going 7-0 in the conference. Robert Giaimo was named the GLVC Freshman of the Year as a running back. The Lions accumulated 21 all-conference selections, including 10 on the offensive-side of the ball. Lindenwood earned its second appearance in the NCAA Division II Football Playoffs for the second time since joining the NCAA. Academically, the Lions compiled three CoSIDA Academic All-District selections, while two moved on to earn Academic All-American accolades. In week three of the season, the Lions tied the program record for most rushing touchdowns in a game with eight. Cade Brister ran the ball in five times, which was the most by an individual in 16 years. Lindenwood went into Kirksville, Mo. to upset No. 18 Truman State with the help of three rushing scores from Robert Giaimo. Lindenwood capped the regular season with a win over McKendree, marking 14-consecutive wins for the Lions in the conference.

In the summer of 2020, Lindenwood earned a ranking of No. 13 in the Street and Smith Preseason Poll, while receiving the No. 17 spot in the LINDY'S Sports Preseason Poll. Due to the COVID-19 pandemic, the start of the 2020 season was delayed. On October 6, 2020, the GLVC Council of Presidents voted to move the season into the spring semester, which featured a shortened schedule. On March 18, 2021, the Lindenwood football program opted out of the spring season out of concern for the health and well-being of the student-athletes.

Johnson comes to Lindenwood after spending four years as the head coach at Missouri Southern State. Prior to his time in Joplin, Mo., Johnson was the assistant head coach and offensive line coach at the University of Tulsa from 2011-14. Heading into the 2014 season, Johnson was named the offensive coordinator. In his first season with the Golden Hurricanes, the offense ranked 33rd in the country in sacks allowed and 35th in the country in tackles for loss allowed. In 2012, the Golden Hurricanes ranked fourth in the nation in sacks allowed and 21st in the country in tackles for loss allowed. Johnson was named the 2012 Merv Johnson Integrity in Coaching Award winner. Johnson served as the offensive line coach at the University of Colorado from 2009-11. From 2009-10, Johnson helped the offense rise 66 spots in the NCAA statistical category for fewest sacks allowed. In the 2011 NFL Draft, former Buffs offensive lineman Nate Solder was selected by the New England Patriots in the first round. Johnson spent 10 years as the head coach at Illinois State from 2000-2009. In 2006, the Illinois State football team went 9-4, the second-most wins in school history. During his tenure at ISU, Johnson coached 34 All-Americans, 62 first-team all-MVC honorees, and garnered the MVC Defensive Player of the year for five-straight seasons. Johnson helped guide the Redbirds to 28 school records on the offensive side of the ball. Johnson began his head coaching experience at Murray State University for three seasons. While at Murray State, Johnson posted a 7-4 record in each of his three seasons, and garnered the 15th-best offense in FCS in the total offensive yards category in 1998. In his final season, Murray State was a top-25 offense in both total offense and rushing offense. Johnson made stops at the University of Oklahoma (1996), Mississippi State University (1993-95), Oklahoma State University (1989-92), and the University of Tennessee-Martin (1986-88) as the offensive line coach. Johnson started his coaching career as a graduate assistant coach at Oklahoma State University.

Johnson had a successful playing career, as he was an all-MVC selection as an offensive lineman at the University of Tulsa. Johnson was selected by the Tampa Bay Buccaneers in the eighth round of the 1981 NFL draft. Johnson spent two seasons in Tampa Bay, before moving on to the USFL for two seasons, one with the Los Angeles Express and one with the Houston Gamblers. A graduate from the University of Tulsa in 1981, Johnson holds a bachelor's degree in business management. Johnson and his wife Danita have two daughters, Taylor and Kelsey.



COREY BETHANY | QUARTERBACKS COACH / DIRECTOR OF RECRUITING | FOURTH SEASON



Corey Bethany enters his fourth season on the Lindenwood football staff in 2023 as coach of the quarterbacks. In its first NCAA Division I season, the Lions went 7-3 record, including a 4-1 mark inside Hunter Stadium. Lindenwood picked up a thrilling 21-20 road win over Houston Baptist, as they blocked a punt with 28 seconds left, which was recovered in the end zone for a game-winning score. Lindenwood earned another road victory on October 8 in a 52-49 win over Central Arkansas, which was the start of a four-game winning streak. During that stretch, Lindenwood earned its first win inside conference play after defeating Murray State in week six. The Lions received votes in the FCS weekly poll on three different occasions during the year. The Lions accumulated 10 all-conference selections and nine OVC weekly accolades, while Kobe McClendon was named a Stats Perform FCS Freshman All-American after an impressive 2022 campaign. In 2021, the Lions won their second-consecutive GLVC Championship with another perfect season in league play. Lindenwood closed out the season with a 9-3 record, while going 7-0 in the conference. Robert Giaimo was named the GLVC Freshman of the Year as a running back. The Lions accumulated 21 all-conference selections, including 10 on the offensive-side of the ball. Lindenwood earned its second appearance in the NCAA Division II Football Playoffs for the second time since joining the NCAA. Academically, the Lions compiled three CoSIDA Academic All-District selections, while two moved on to earn Academic All-American accolades. In week three of the season, the Lions tied the program record for most rushing touchdowns in a game with eight. Cade Brister ran the ball in five times, which was the most by an individual in 16 years. Lindenwood went into Kirksville, Mo. to upset No. 18 Truman State with the help of three rushing scores from Robert Giaimo. Lindenwood capped off the regular season with a win over McKendree, marking 14-consecutive wins for the Lions in the conference.

In the summer of 2020, Lindenwood earned a ranking of No. 13 in the Street and Smith Preseason Poll, while receiving the No. 17 spot in the LINDY'S Sports Preseason Poll. Due to the COVID-19 pandemic, the start of the 2020 season was delayed. On October 6, 2020, the GLVC Council of Presidents voted to move the season into the spring semester, which featured a shortened schedule. On March 18, 2021, the Lindenwood football program opted out of the spring season out of concern for the health and well-being of the student-athletes.

Bethany comes to Lindenwood after spending four seasons as the head coach of St. Mary's High School in St. Louis, Mo. During his tenure, Bethany compiled a record of 31-16. In 2019, St. Mary's won the district championship, and moved on to the state semifinals. Prior to his time at St. Mary's, Bethany was the offensive coordinator at Christian Brothers College in St. Louis, Mo. While serving as the offensive coordinator, the Cadets won the 2014 state championship. The Cadets won back-to-back district championships, while the team took second at state in 2015. Bethany was an assistant coach at Lindbergh High School for three seasons, helping the Flyers to a 23-8 record during that span. Outside of high school coaching, Bethany was the head coach of the River City Raiders of the American Indoor Football League in 2016. Bethany served as the offensive coordinator with three different teams in the Indoor Football League, as he started his coaching career as the special teams coordinator of the River City Rage of the United Indoor Football League in 2007. Bethany was a member of the football team at William Jewell College, where he majored in accounting.

WILL FINLEY | LINEBACKERS COACH | FIRST SEASON



Will Finley joined the football coaching staff prior to the 2023 season, as he is serving as the linebackers coach.

Finley comes to Lindenwood after spending three seasons as the head coach of Waldorf University in Forest City, Iowa. Finley led the Warriors to an overall record of 20-10 during his tenure, as the school earned its highest ranking in school history at No. 22. Finley helped 41 players earn NSAA all-conference honors, including one All-American.

During the 2019 season, Finley served as the assistant head coach and defensive coordinator, as the Warriors finished 7-3 with a final ranking of No. 23. Defensively, the Warriors ranked seventh in all of NAIA in points allowed per game (16.9), and held opponents to just 104.1 rushing yards per game, which ranked No. 11 in the country. In 2019, Finley saw 11 Warriors earn all-NSAA recognition, while one player was named NSAA Defensive MVP.

Prior to his arrival in Iowa, Finley spent a total of eight seasons at Benedictine College in Atchison, Kan. Finley was a graduate assistant from 2011-12, helping the team to a NAIA Playoff Berth in 2011. Benedictine posted a mark of 16-7 over those two seasons, ranking in the top-25 in each season.

Finley was promoted to assistant coach for the 2013 season. Over the span of five seasons from 2013-17, the Ravens collected a record of 40-17, made two appearances in the NAIA Playoffs, ranked national in each season, and won two Heart of America Athletic Conference Championships (2013, 2017). In week four of 2018, Finley was elevated to interim defensive coordinator, as Benedictine earned runner-up in the NAIA National Championship game. The Ravens finished with a final record of 13-2, including an 11-1 mark when Finley took over the defense. Benedictine won the HAAC North Title, and finished the season with a final ranking of No. 2.

As a player, Finley was a varsity letter winner at Benedictine College, where he competed from 2007-10. Finley attended Coffeyville Community College in 2006 where he played in the Top of the Mountains Bowl. Finley collected two degrees from Benedictine, as he received his bachelor of arts in physical education in 2010, and earned his masters of business administration in 2013.

Finley and his wife Kallie have two boys, Barrett and Lincoln.

MARK GOLDENBERG | TIGHT ENDS COACH | THIRD SEASON



Goldenberg comes to Lindenwood for his third season on staff in 2023, after spending 31 years coaching at the high school level. Goldenberg tallied 18 seasons as the head coach at Parkway Central High School in Chesterfield, Mo. In its first NCAA Division I season, the Lions went 7-3 record, including a 4-1 mark inside Hunter Stadium. Lindenwood picked up a thrilling 21-20 road win over Houston Baptist, as they blocked a punt with 28 seconds left, which was recovered in the end zone for a game-winning score. Lindenwood earned another road victory on October 8 in a 52-49 win over Central Arkansas, which was the start of a four-game winning streak. During that stretch, Lindenwood earned its first win inside conference play after defeating Murray State in week six. The Lions received votes in the FCS weekly poll on three different occasions during the year. The Lions accumulated 10 all-conference selections and nine OVC weekly accolades, while Kobe McClendon was named a Stats Perform FCS Freshman All-American after an impressive 2022 campaign. In 2021, the Lions won their second-consecutive GLVC Championship with another perfect season in league play. Lindenwood closed out the season with a 9-3 record, while going 7-0 in the conference. Robert Giaimo was named the GLVC Freshman of the Year as a running back. The Lions accumulated 21 all-conference selections, including 10 on the offensive-side of the ball. Lindenwood earned its second appearance in the NCAA Division II Football Playoffs for the second time since joining the NCAA. Academically, the Lions compiled three CoSIDA Academic All-District selections, while two moved on to earn Academic All-American accolades.

In week three of the season, the Lions tied the program record for most rushing touchdowns in a game with eight. Cade Brister ran the ball in five times, which was the most by an individual in 16 years. Lindenwood went into Kirksville, Mo. to upset No. 18 Truman State with the help of three rushing scores from Robert Giaimo. Lindenwood capped off the regular season with a win over McKendree, marking 14-consecutive wins for the Lions in the conference.

During his tenure as head coach, Goldenberg compiled a record of 134-68. The Colts won seven district championships, made five trips to the semifinals, and two appearances in the state championship game. As an assistant at Parkway Central, Goldenberg spent time as the defensive coordinator and also coached in the state championship. Goldenberg is a graduate of St. Louis University where he majored in psychology, and received his masters in education from Webster University.

**LANE LAWSON | SAFETIES COACH | FOURTH SEASON**

Lane Lawson is entering his fourth season with the Lindenwood coaching staff in 2023. In its first NCAA Division I season, the Lions went 7-3 record, including a 4-1 mark inside Hunter Stadium. Lindenwood picked up a thrilling 21-20 road win over Houston Baptist, as they blocked a punt with 28 seconds left, which was recovered in the end zone for a game-winning score. Lindenwood earned another road victory on October 8 in a 52-49 win over Central Arkansas, which was the start of a four-game winning streak. During that stretch, Lindenwood earned its first win inside conference play after defeating Murray State in week six. The Lions received votes in the FCS weekly poll on three different occasions during the year. The Lions accumulated 10 all-conference selections and nine OVC weekly accolades, while Kobe McClendon was named a Stats Perform FCS Freshman All-American after an impressive 2022 campaign. In 2021, the Lions won their second-consecutive GLVC Championship with another perfect season in league play. Lindenwood closed out the season with a 9-3 record, while going 7-0 in the conference. For the second time in as many seasons in the GLVC, Drew Seers was named Defensive Player of the Year. The Lions accumulated 21 all-conference selections, including nine of the defensive unit. Seers went on to collect two first-team All-American honors and was voted as a finalist for the Cliff Harris award, which recognizes the top defensive player in the country. Seers was named the D2Football.com Defensive Player of the Year in his final season with the Lions. Lindenwood earned its second appearance in the NCAA Division II Football Playoffs for the second time since joining the NCAA. Academically, the Lions compiled three CoSIDA Academic All-District selections, while two moved on to earn Academic All-American accolades.

The Lions earned a win over Quincy with the help of three interceptions from Kai Ross, which tied a program record. The Lions collected 18 interceptions to rank fifth in school history. Ross (6) and Seers (5) reached the top-six in the program record book for interceptions in a season. Jordan Perry finished the season with 11 pass breakups to rank second in school history. Lindenwood capped off the regular season with a win over McKendree, marking 14-consecutive wins for the Lions in the conference.

In the summer of 2020, Lindenwood earned a ranking of No. 13 in the Street and Smith Preseason Poll, while receiving the No. 17 spot in the LINDY'S Sports Preseason Poll. Drew Seers was featured on the College Football American Yearbook Division II Preseason Starting Lineup. Due to the COVID-19 pandemic, the start of the 2020 season was delayed. On October 6, 2020, the GLVC Council of Presidents voted to move the season into the spring semester, which featured a shortened schedule. On March 18, 2021, the Lindenwood football program opted out of the spring season out of concern for the health and well-being of the student-athletes.

ANTHONY JONES | RUNNING BACKS COACH / RECRUITING COORDINATOR | SECOND SEASON

Anthony Jones begins his second year as an assistant coach on the Lindenwood football staff as an assistant coach.

In its first NCAA Division I season, the Lions went 7-3 record, including a 4-1 mark inside Hunter Stadium. Lindenwood picked up a thrilling 21-20 road win over Houston Baptist, as they blocked a punt with 28 seconds left, which was recovered in the end zone for a game-winning score. Lindenwood earned another road victory on October 8 in a 52-49 win over Central Arkansas, which was the start of a four-game winning streak. During that stretch, Lindenwood earned its first win inside conference play after defeating Murray State in week six. The Lions received votes in the FCS weekly poll on three different occasions during the year. The Lions accumulated 10 all-conference selections and nine OVC weekly accolades, while Kobe McClendon was named a Stats Perform FCS Freshman All-American after an impressive 2022 campaign. Jones came to Lindenwood after spending the 2021 season as the coordinator of player personnel at San Jose State. Jones spent the previous season at San Diego State University as the recruiting coordinator. During the 2017 through 2019 seasons, Jones was the Contra Costa College passing game and special team's coordinator. Jones also coached the team's quarterbacks and wide receivers.

Jones began his coaching career as an assistant football coach at Union (Mo.) High near St. Louis, in 2011. He spent the next three seasons as an assistant football coach at Pace (Fla.) High. In 2015, Jones moved to California and became the passing game coordinator and wide receivers coach at Bishop O'Dowd High in Oakland, Calif. The next year in 2016, Bishop O'Dowd won its first California Interscholastic Federation (C.I.F.) state championship defeating Valley View High of Moreno Valley, Calif., for the Division 5-AA title.

The 2009 Jacksonville State University graduate majored in business management. Jones played two seasons at Troy University as a running back and concluded his college football career as a wide receiver and running back for Jacksonville State in 2007 and 2008. He went on to play professionally in the Indoor Football League (IFL) for the Billings Outlaws, Sioux City Bandits, and Richmond Revolution franchises in 2010 and 2011.

Jones was raised in Pensacola, Fla.

ALEX GARCIA | DEFENSIVE LINE COACH | SECOND SEASON

Alex Garcia joins the Lindenwood football staff for his second season in 2023. In its first NCAA Division I season, the Lions went 7-3 record, including a 4-1 mark inside Hunter Stadium. Lindenwood picked up a thrilling 21-20 road win over Houston Baptist, as they blocked a punt with 28 seconds left, which was recovered in the end zone for a game-winning score. Lindenwood earned another road victory on October 8 in a 52-49 win over Central Arkansas, which was the start of a four-game winning streak. During that stretch, Lindenwood earned its first win inside conference play after defeating Murray State in week six. The Lions received votes in the FCS weekly poll on three different occasions during the year. The Lions accumulated 10 all-conference selections and nine OVC weekly accolades, while Kobe McClendon was named a Stats Perform FCS Freshman All-American after an impressive 2022 campaign. Garcia spent two seasons at Samford University with the defensive line, prior to his stop in St. Charles, Mo. Garcia helped coach defensive tackle Armond Lloyd to a first-team all-SoCon selection.

Garcia spent the 2019 season as the defensive line coach and equipment coordinator at the University of Sioux Falls. At USF, Garcia coached three all-conference players and one Academic All-American. He spent four seasons at Montana Tech from 2015-18 as a defensive line coach. Garcia produced six Frontier all-conference selections in four years, including three-time first team honoree Tyler Sanders. Defensive end Luke Benz led the Frontier Conference in sacks in 2016. He also coached Chance Hansen who was also a two-time all-league performer, and had 127 sacks over four seasons. Prior to joining Montana Tech, Garcia spent two years as a graduate assistant at Midland University (Neb.) where he coached the defensive line, and helped produce two all-conference selections.

Prior to coaching at Midland, Garcia was the outside linebacker coach at NCAA DIII Elmhurst College for two years. Elmhurst's 2012 team finished 10-2 and won the College Conference of Illinois and Wisconsin's automatic bid to the NCAA tournament. They finished with a No. 8 ranking in the country.

Garcia received a degree in philosophy with a minor in educational studies from Elmhurst College. Garcia and his wife Mary-Kate reside in the St. Charles area.

COREY NEWSOME | DEFENSIVE ANALYST | THIRD SEASON

Corey Newsome enters his third season on staff in 2023. In its first NCAA Division I season, the Lions went 7-3 record, including a 4-1 mark inside Hunter Stadium. Lindenwood picked up a thrilling 21-20 road win over Houston Baptist, as they blocked a punt with 28 seconds left, which was recovered in the end zone for a game-winning score. Lindenwood earned another road victory on October 8 in a 52-49 win over Central Arkansas, which was the start of a four-game winning streak. During that stretch, Lindenwood earned its first win inside conference play after defeating Murray State in week six. The Lions received votes in the FCS weekly poll on three different occasions during the year. The Lions accumulated 10 all-conference selections and nine OVC weekly accolades, while Kobe McClendon was named a Stats Perform FCS Freshman All-American after an impressive 2022 campaign. Newsome serves as the defensive analyst. In 2021, the Lions won their second-consecutive GLVC Championship with another perfect season in league play. Lindenwood closed out the season with a 9-3 record, while going 7-0 in the conference. For the second time in as many seasons in the GLVC, Drew Seers was named Defensive Player of the Year. The Lions accumulated 21 all-conference selections, including nine of the defensive unit. Seers went on to collect two first-team All-American honors and was voted as a finalist for the Cliff Harris award, which recognizes the top defensive player in the country. Seers was named the D2Football.com Defensive Player of the Year in his final season with the Lions. Lindenwood earned its second appearance in the NCAA Division II Football Playoffs for the second time since joining the NCAA. Academically, the Lions compiled three CoSIDA Academic All-District selections, while two moved on to earn Academic All-American accolades.

The Lions earned a win over Quincy with the help of three interceptions from Kai Ross, which tied a program record. The Lions collected 18 interceptions to rank fifth in school history. Ross (6) and Seers (5) reached the top-six in the program record book for interceptions in a season. Jordan Perry finished the season with 11 pass breakups to rank second in school history. Lindenwood capped off the regular season with a win over McKendree, marking 14-consecutive wins for the Lions in the conference.


JACK STORM | DEFENSIVE ANALYST | THIRD SEASON


Jack Storm is in his third season on the coaching staff as the defensive analyst in 2023. In its first NCAA Division I season, the Lions went 7-3 record, including a 4-1 mark inside Hunter Stadium. Lindenwood picked up a thrilling 21-20 road win over Houston Baptist, as they blocked a punt with 28 seconds left, which was recovered in the end zone for a game-winning score. Lindenwood earned another road victory on October 8 in a 52-49 win over Central Arkansas, which was the start of a four-game winning streak. During that stretch, Lindenwood earned its first win inside conference play after defeating Murray State in week six. The Lions received votes in the FCS weekly poll on three different occasions during the year. The Lions accumulated 10 all-conference selections and nine UVC weekly accolades, while Kobe McCleendon was named a Stats Perform FCS Freshman All-American after an impressive 2022 campaign. In 2021, the Lions won their second-consecutive GLVC Championship with another perfect season in league play. Lindenwood closed out the season with a 9-3 record, while going 7-0 in the conference. For the second time in as many seasons in the GLVC, Drew Seers was named Defensive Player of the Year. The Lions accumulated 21 all-conference selections, including nine of the defensive unit. Seers went on to collect two first-team All-American honors and was voted as a finalist for the Cliff Harris award, which recognizes the top defensive player in the country. Seers was named the U2Football.com Defensive Player of the Year in his final season with the Lions. Lindenwood earned its second appearance in the NCAA Division II Football Playoffs for the second time since joining the NCAA. Academically, the Lions compiled three CoSIDA Academic All-District selections, while two moved on to earn Academic All-American accolades.

The Lions earned a win over Quincy with the help of three interceptions from Kai Ross, which tied a program record. The Lions collected 18 interceptions to rank fifth in school history. Ross (6) and Seers (5) reached the top-six in the program record book for interceptions in a season. Jordan Perry finished the season with 11 pass breakups to rank second in school history. Lindenwood capped off the regular season with a win over McKendree, marking 14-consecutive wins for the Lions in the conference.

JC HULL | ATHLETIC PERFORMANCE COACH | FIFTH SEASON


J.C. Hull is entering his fourth year at Lindenwood University in 2022-23. Hull served two years as an Assistant Strength Coach for the University of Connecticut. During his time at the University of Connecticut he assisted in all aspects of the Football team's strength and conditioning training sessions while also overseeing/administering the programming of the Women's Lacrosse team.

Before his time at the University of Connecticut Hull spent the summer of 2017 working with the Carolina Panthers, aiding in their summer off-season voluntary program as well as their Organized Team Activities and Rookie Mini Camp.

Prior to working with the Panthers, Hull was a Graduate Assistant for the Sports Performance department at Eastern Michigan University from 2015-2017, where he earned his Masters of Science in Exercise Physiology. During his time at Eastern Michigan he worked with the football team that was able to earn its first bowl berth in over 20 years. He also programmed and supervised training sessions for the Eastern Michigan Women's Soccer team, Women's Rowing team, Men's Golf team, and Cheer and Dance Squads.

Hull also worked at both Eastern Michigan University and the University of Missouri as an intern. He received his Bachelors in Exercise Science from Ottawa University where he was also a member of the football team and earned NAIA Scholar Athlete Award in 2010. He is a certified strength coach through the National Strength and Conditioning Association and also has his United States Weightlifting Coach certification.

KEAGAN ROBERSON | DIRECTOR OF FOOTBALL OPERATIONS | SECOND SEASON


Keagan Roberson joins the Lindenwood football staff for his first season in 2022. Roberson will serve as the Director of Football Operations. Prior to Lindenwood, Roberson spent time with Murray State University. Roberson helped Murray State achieve back-to-back winning seasons for the first time in 20 years. The Racers posted their highest average attendance on record in program history.

Roberson gained experience working with the equipment staff and recruiting staff at the University of Kentucky shortly after graduation. Roberson helped the Kentucky football program sign one of the highest-ranked classes in school history. Roberson graduated from the University of Kentucky with a degree in agricultural economics. He worked as a student manager in the football program, which went to four-straight bowl games during that time. Roberson saw the Wildcats win the final three bowl games in that same span.



2023 FOOTBALL PROSPECTUS

GENERAL INFORMATION

Name Lindenwood University
 Location St. Charles, Mo.
 Founded 1832
 Enrollment 6,845
 Nickname Lions
 School Colors Black and Gold
 Stadium Harlen C. Hunter Stadium
 Affiliation NCAA Division I (FCS)
 Conference Big South-OVC Association
 President John R. Porter
 Athletics Director Jason Coomer
 Faculty Representative David Arns
 Athletics Phone 636-949-4600
 Ticket Office Phone 636-949-4433
 Ticket Office Website boxoffice@lindenwood.edu
 Institution website www.lindenwood.edu
 Athletics website www.lindenwoodlions.com

ATHLETICS COMMUNICATIONS

Football Contact Andrew Honerkamp
 Email ahonerkamp@lindenwood.edu
 Office Phone 636-949-4358

Secondary Football Contact Jacob Hord
 Email jhord@lindenwood.edu
 Office Phone 636-627-4358

PRIMARY MEDIA COVERAGE

Lindenwood Campus Media

Name Phone Number
 Mane Media Productions 636-949-4461
 KCLC (Radio) 636-949-4891

St. Charles/St. Louis Media

Name Phone Number
 St. Charles Journal 636-946-6111
 St. Louis Post-Dispatch 314-340-8888
 KTVI (Channel 2-Fox) 314-213-7831
 KMOV (Channel 4-CBS) 314-444-6333
 KDSK (Channel 5-NBC) 314-444-5125

COACHING STAFF

Head Coach Jed Stugart
 Alma Mater, Year Azusa Pacific (1995)
 Record at Lindenwood 36-28 (7th Season)
 Career Record 127-52 (17th Season)

Offensive Coordinator/Wide Receivers Dusty Hovorka
 Defensive Coordinator Eric Inama
 Special Teams Coordinator/Corners Bryan Baldwin
 Defensive Line Jarrett Grabbe
 Offensive Line Denver Johnson
 Quarterbacks/Director of Recruiting Corey Bethany
 Linebackers Will Finley
 Tight Ends Mark Goldenberg
 Safeties Lane Lawson
 Running Backs/Recruiting Coordinator Anthony Jones
 Defensive Line Alex Garcia
 Defensive Analyst Corey Newsome
 Defensive Analyst Jack Storm
 Athletic Performance JC Hull
 Director of Football Operations Keagan Roberson
 Defensive Quality Control Blake Moore
 Offensive Quality Control Chad Briden

2023 SCHEDULE

Date	Opponent	Time/Result	Location
Aug 31	Wisconsin Stevens-Point	W, 77-9	St. Charles, Mo.
Sep 9	at #16 SEMO*	L, 7-45	Cape Girardeau, Mo.
Sep 16	at Western Illinois	W, 43-40	Macomb, Ill.
Sep 23	at Illinois State	L, 17-48	Normal, Ill.
Sep 30	Austin Peay	L, 10-52	St. Charles, Mo.
Oct 7	Tennessee Tech*	W, 23-0	St. Charles, Mo.
Oct 14	at Charleston Southern*	L, 10-24	Charleston, S.C.
Oct 28	at Tennessee State*	2:00 p.m.	Nashville, Tenn.
Nov 4	Eastern Illinois*	2:00 p.m.	St. Charles, Mo.
Nov 11	Bryant*	1:00 p.m.	St. Charles, Mo.

* Association Game | All times are GST | Rankings by AFCA

2023 SEASON

Record 3-4, 1-2 BS/OVC
 Passing Leader Cole Dugger (80-for-146, 1086 yards, 10 TD)
 Rushing Leader Robert Giaimo (81 attempts, 440 yards, 3 TD)
 Receiving Leader Jeff Caldwell (28 catches 519 yards 7 TD)
 Tackles Leader Ethan Stuhlsatz (45 tackles, 31 solo, 14 assists, 1 FF, 1 FR, 1 QBH)
 Sack Leader Kobe McClendon (26 tackles 12 solo, 14 assists, 9.5 TFL, 6.5 sacks, 1 FF)
 TFL Leader Kobe McClendon (26 tackles 12 solo, 14 assists, 9.5 TFL, 6.5 sacks, 1 FF)
 Interception Leader Taylen Blaylock (14 tackles, 7 solo, 7 assists, 1 INT)

**SATURDAY, OCT. 14 TIME**

TENNESSEE TECH at South Carolina State	12:30pm CT
GARDNER-WEBB at Austin Peay	2:00pm ET
EASTERN ILLINOIS at SOUTHEAST MISSOURI *	2:00pm CT
ROBERT MORRIS at BRYANT *	4:00pm ET
LINDENWOOD at CHARLESTON SOUTHERN *	4:00pm ET
Norfolk State at TENNESSEE STATE	5:00pm CT

All Times subject to change

* - Big South-OVC Association game

Big South-OVC Association member in ALL CAPS

OPENING KICKOFF: UT Martin continues to climb in the national polls, as the Skyhawks are ranked No. 17 by Stats Perform and No. 19 in the AFCA Coaches rating. The Big South-OVC Association has had a member nationally ranked every week of the 2023 season (including preseason), with a season-high ranking of No. 11 (SEMO in preseason AFCA poll).

1st DOWN: UTM enters its open week atop the Big SouthOVC standings at 2-0 -- the Skyhawks' third-straight year opening conference play 2-0. Meanwhile, Bryant and Charleston Southern begin their respective league slates on Saturday ... Martin has an Association-best 5-game overall win streak, and is averaging 37.8 points, 505.4 yards of offense and 279.8 rushing yards, while allowing just 19.2 points and 358.6 yards in that span.

2nd DOWN: Two of the six Association-conference games played to this point have been decided by a field goal or less, while the overall average margin of victory is 14.83 points. The six games have had a combined 259 points, for a per game average of 43.17 points scored.

3rd DOWN: Lindenwood's 23-0 victory over Tennessee Tech this past Saturday was the program's first shutout since 2005, when the Lions blanked Avila, 37-0 on Nov. 5.

4th DOWN: Gardner-Webb has won its last four home games, dating back to last season, and is averaging 37.8 points during that time at Spangler Stadium ... GWU is the lone Big South-OVC squad undefeated at home (2-0) and winless on the road (0-3) this season.

ABOUT THE BIG SOUTH-OVC FOOTBALL ASSOCIATION

This year marks the first season of the Big South-OVC Football Association. On Feb. 22, 2022, the Big South Conference and Ohio Valley Conference announced the creation of an association of their football member institutions, to begin with the 2023 NCAA Division I football season and have an initial term of at least four years. The unique agreement combines the two conferences' football membership to ensure NCAA championship access and stability for the multisport conferences. In creating the association, presidents from each of the multisport conferences pointed to the similarities of the OVC and the Big South, with their complementary geographies and intercollegiate athletic philosophies, as key to making this association possible. The first year is comprised of 10 members. Western Illinois will join the Association beginning with the 2024 season, while Bryant will depart after this season for CAA Football.



No.	Name	Pos.	Ht.	Wt.	Yr.	Hometown/Highschool
0	Jayden Littlejohn	DB	5-9	173	R-So.	St. Louis, Mo./Parkway Central
1	Taylen Blaylock	DB	5-11	196	R-So.	Houston, Texas/Atascocita
2	Cole Dugger	QB	6-2	191	R-Jr.	Dwasso, Okla./Dwasso
3	Darion Bolden	DB	5-10	184	Gr.	St. Louis, Mo./Trinity
4	Kobe McClendon	DL	6-3	252	R-So.	St. Louis, Mo./St. Mary's
4	Gavin Shaigineik	QB	5-11	171	Fr.	Orange County, Calif./Tesoro
5	Elijah Barclay	WR	6-2	175	Rf.	Dana Point, Calif./San Juan Hills
5	Jaydyn Johnson	DB	6-2	217	R-Jr.	Dunbar, W.Va./Cabell Midland
6	Carter Davis	QB	6-2	191	R-So.	Eureka, Mo./Eureka
7	Jayden Patrick	DB	5-11	175	R-So.	Tulsa, Okla./Jenks
8	Moses Ale	DL	6-3	251	Gr.	Carson, Calif./Carson
9	Tyler Kubat	QB	6-5	221	Fr.	Fort Collins, Colo./Fossil Ridge
10	Spencer Redd	WR	5-10	184	Gr.	Springfield, Ill./Sacred Heart-Griffin
11	Mann McGruder	DB	6-0	196	Gr.	St. Louis, Mo./Ritenour
12	Jalen Bethany	WR	5-11	178	R-Jr.	St. Louis, Mo./St. Mary's
13	Cooper Justice	QB	6-7	230	R-So.	Tigard, Ore./Lakeridge
14	Tre Bell	DB	6-3	185	Rf.	Ballwin, Mo./Parkway West
15	Sanjay Strickland	LB	6-2	229	R-So.	Arvada, Colo./Pomona
16	Steve Hall	RB	5-9	204	Fr.	St. Louis, Mo./MICDS
17	Anthony Hills	WR	6-3	200	Fr.	Dwasso, Okla./Dwasso
18	Chase Lanczkiet	TE	6-4	248	Gr.	Windsor, Colo./Windsor
19	Jeff Caldwell	WR	6-4	197	R-So.	Louisville, Ky./Butler
20	Ethan Stuhlsatz	LB	6-5	225	R-So.	Wichita, Kan./Kapuan Mt. Carmel
21	Robert Giaimo	RB	5-9	185	R-So.	Bartlett, Tenn./Bartlett
23	Devon Edwards	LB	6-2	231	R-Jr.	Longmont, Colo./Mead
24	Wesley Hines	DB	6-2	196	Gr.	Lake Saint Louis, Mo./Liberty
25	Tra Ranson	LB	6-0	231	R-Jr.	Sikeston, Mo./Sikeston
26	John Anthony	DB	6-4	198	Rf.	Chicago, Ill./Venice
28	Justin Williams	RB	5-10	191	Gr.	St. Louis, Mo./CBC
29	River Lakey	DB	5-11	170	Fr.	Frederick, Colo./Frederick
29	Jalen Smith	WR	6-4	184	Fr.	Shiloh, Ill./O'Fallon Township
30	Donnie Wingate	DL	6-4	241	Rf.	Choctaw, Okla./Choctaw
31	Matt Barnett	LB	6-4	220	R-So.	Cedar Rapids, Iowa/Alburnett
32	Khalid Stewart	DB	5-11	173	Rf.	St. Louis, Mo./DeSmet
33	Jared Rhodes	RB	6-0	208	Rf.	St. Louis, Mo./Ladue
34	Darius Ragland	DB	6-0	177	R-So.	Carbondale, Ill./Carbondale
35	Bryce Giesler	RB	5-9	189	Fr.	Ste. Genevieve, Mo./Valle Catholic
35	Josh Newkirk	DB	6-3	175	Fr.	Bixby, Okla./Bixby
36	Luke Cook	DB	6-3	172	Fr.	Gallatin, Tenn./Gallatin
36	Anthony Slayton	LB	6-2	220	Jr.	Crescent City, Calif./Del Norte
37	Emaud Triplett	LB	5-10	205	Rf.	Dwasso, Okla./Dwasso
38	Jayson Lowe	LB	6-2	209	Fr.	Nashville, Tenn./Brentwood
38	Ethan Wood	RB	5-10	200	Rf.	Jefferson City, Mo./Capital City
39	Brett Hiatt	DB	6-2	203	R-Jr.	Wentzville, Mo./Timberland
40	Tyrone Griffin	LB	6-4	223	R-Jr.	Brownsville, Ind./Brownsville
41	Chris Gannaway	RB	5-10	169	Fr.	Bryant, Ark./Bryant
41	Thomas Gothard	DB	6-3	189	Fr.	Tulsa, Okla./Union
42	Luke Desherow	DL	6-5	246	R-So.	Des Plaine, Ill./Loyola Academy
43	Tobias Jewell	DB	6-3	165	Fr.	Milwaukee, Wis./Riverside
43	Logan Seibert	K	5-10	192	Jr.	Belleville, Ill./Belleville West
44	Tajay Passmore	DL	6-2	275	Jr.	Queens, N.Y./Mater Dei
45	Gus Hetzel	DB	6-0	196	R-So.	Weldon Spring, Mo./Francis Howell
46	Frank Caldwell	DL	6-1	244	R-Jr.	Louisville, Ky./Butler Traditional
47	Hunter Neely	LB	6-1	226	Rf.	Celina, Texas/Celina
48	Cole Watson	TE	6-4	225	Fr.	Lawrence, Kan./Lawrence
49	Jackson Hetzel	LB	6-4	228	R-So.	Weldon Spring, Mo./Francis Howell

No.	Name	Pos.	Ht.	Wt.	Yr.	Hometown/Highschool
50	Anthony Tocchini	DL	6-5	305	R-So.	Castle Rock, Colo./Regis Jesuit
51	Will Stemler	LB	6-3	227	Rf.	Sierra Vista, Ariz./Buena
52	Brenden Dye	LB	6-2	220	R-So.	Dwasso, Okla./Dwasso
53	Will Nicholson	LB	6-3	195	Fr.	Belleville, Ill./Belleville West
54	Nelson Pipes	LS	6-0	220	R-So.	Hallsville, Mo./Hallsville
55	Aaron Kness	LB	6-2	231	R-So.	Greeley, Colo./Northridge
56	Darion Mullins	DL	6-3	264	R-Jr.	St. Louis, Mo./SLUH
57	Zach Lewis	LB	6-2	223	Fr.	Superior, Colo./Fairview
59	Nolan O'Hara	LB	6-0	207	Rf.	Coatesville, Pa./Coatesville Area
60	George Miki-Han	DL	6-0	326	R-So.	Irvine, Calif./Mater Dei
62	Jack Berry	LS	6-0	232	R-Fr.	Weldon Spring, Mo./Francis Howell
64	Alex Solak	DL	6-2	311	R-Jr.	Menasha, Wis./Menasha
65	Gabe Gaines	DL	6-3	295	Fr.	Choctaw, Okla./Choctaw
67	Ty Johnson	DL	6-5	272	Rf.	Apple Valley, Calif./Apple Valley
68	Joe Becker	DL	6-4	290	R-Jr.	Hillsboro, Mo./Hillsboro
70	Anthony Enlow	DL	6-3	272	R-So.	Vandalia, Ill./Vandalia
71	Jacob Swihart	DL	6-4	278	R-Jr.	Ballwin, Mo./Parkway West
72	Colin Krzeczowski	DL	6-7	282	Rf.	Lockport, Ill./Lockport Township
74	Ethan Johnson	DL	6-4	299	R-Jr.	Normal, Ill./Normal Community
75	Logan Hunter	DL	6-3	305	Fr.	Johnston City, Ill./Johnston City
76	Cam Lawson	DL	6-4	289	R-Fr.	Liberty, Mo./Liberty
77	Adel Mountassir	DL	6-5	312	R-So.	St. Charles, Mo./Francis Howell North
78	Gareth Warren	DL	6-7	332	Jr.	Kailua Kona, Hawaii/Kealahou
79	Nate Compere	DL	6-3	260	Fr.	Crystal Lake, Ill./Crystal Lake South
80	Mac Busteed	TE	6-6	225	Fr.	Fort Collins, Colo./Fossil Ridge
81	Ronnie Thomas Jr.	WR	5-10	185	Rf.	Dwasso, Okla./Dwasso
82	Drew Krobath	WR	6-3	202	Rf.	Fenton, Mo./Rockwood Summit
83	Zach Hahn	WR	6-0	186	R-So.	St. Louis, Mo./CBC
84	Abe Haerr	TE	6-5	225	R-So.	Palmyra, Mo./Palmyra
85	Mason Brown	TE	6-3	222	R-Fr.	Fenton, Mo./Rockwood Summit
86	Darrin Fugitt	TE	6-4	241	R-Fr.	Bolivar, Mo./Bolivar
87	Lucas Allen	TE	6-5	237	R-So.	Arnold, Mo./Fox
88	Aiden Jones	WR	6-0	196	Jr.	Belleville, Ill./Mascoutah
89	Tyus Hanson	TE	6-4	257	R-So.	Sioux Falls, S.D./Washington
90	Jesse Smith	DL	6-6	241	Fr.	Daytona, Fla./Spruce Creek
91	Will Graham	K	5-10	145	Fr.	Centralia, Ill./Centralia
91	Jack Stump	DL	6-2	230	Fr.	Morton, Ill./Morton
92	Jonah Rubadue	DL	6-0	311	Jr.	Parker, Colo./Chaparral
93	Arthur Liebau	K	6-0	185	So.	Mequon, Wis./Homestead
94	Brayden Darrell	DL	6-1	223	Rf.	Bixby, Okla./Bixby
95	Patrick Turner	K	6-2	222	R-Fr.	Melbourne, Australia
96	Justin Aletor	DL	6-3	288	R-So.	Phoenix, Ariz./Agua Fria
97	Jamison Kemp	DL	6-2	296	Fr.	Omaha, Neb./Omaha Central
98	Andrew Zook	DL	6-4	265	Fr.	Yorkville, Ill./Yorkville
99	Maika Finau	DL	6-1	338	Rf.	Makawao, Hawaii/Summit

PRONUNCIATION GUIDE

#2 Cole Dugger - Doug - Urr
 #8 Moses Ale - Ahh - Lay
 #18 Chase Lanczkiet - Lawn - Creet
 #20 Ethan Stuhlsatz - Stoll - Shh - Atz
 #21 Robert Giaimo - G - Ah - Moe
 #23 Devon Edwards - Devin
 #39 Brett Hiatt - Hi - It

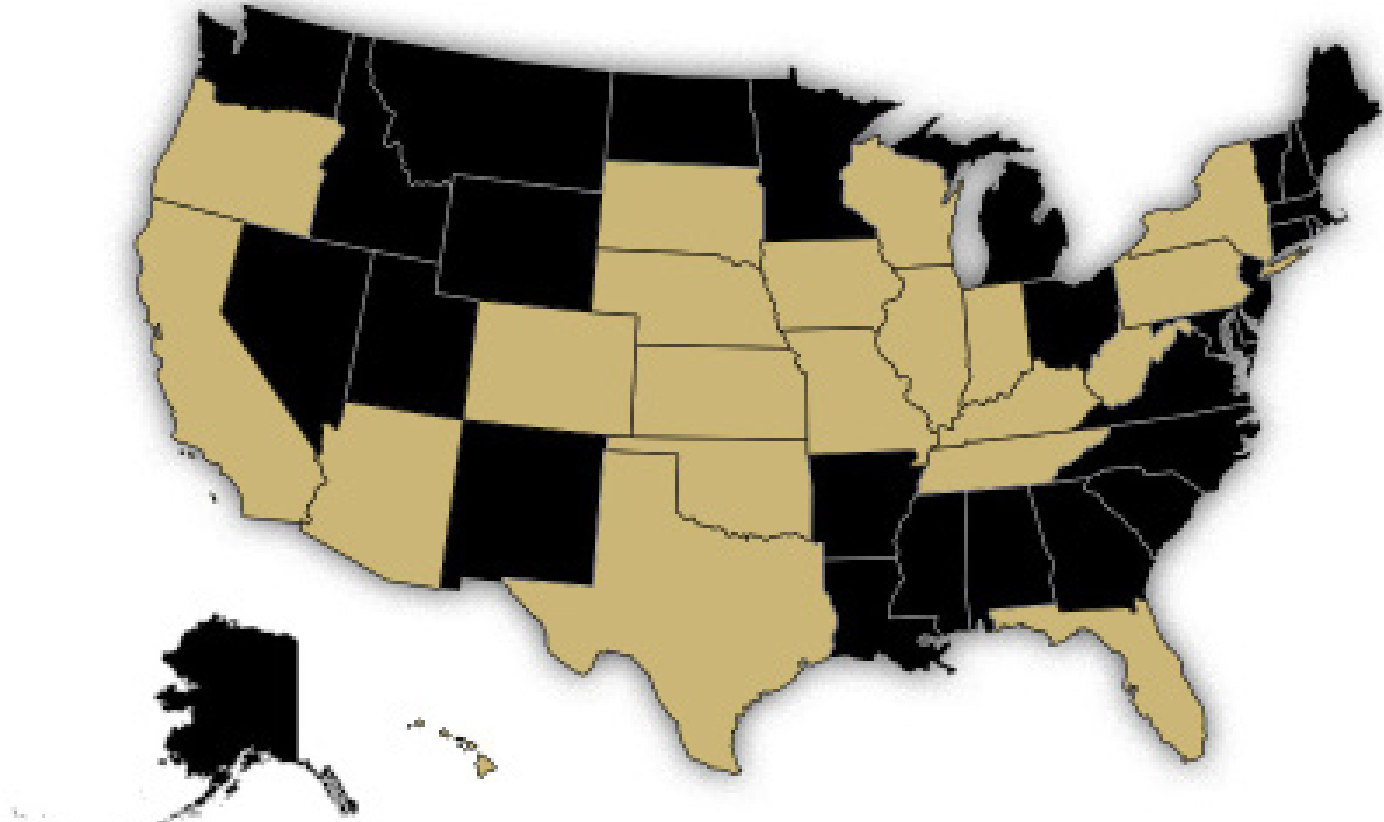
#42 Luke Desherow - Desh - A - Row
 #43 Logan Seibert - Sigh - Burt
 #50 Anthony Tocchini - (Like Zuccini) - Toe - Keen - E
 #55 Aaron Kness - Ness
 #71 Jacob Swihart - Sw - eye - Hart
 #72 Colin Krzeczowski - Krez - uh - cow-ski
 #77 Adel Mountassir - Mount - uh - sear

#79 Nate Compere - Compare
 #84 Abe Haerr - Hair
 #86 Darrin Fugitt - Few - Get
 #96 Justin Aletor - Al - It - Or
 #99 Maika Finau - My - kuh Fee - Now

Jed Stugart - Stu - Gurt
 Dusty Hovorka - Ho - Vor - Ka
 Eric Inama - Eye - Nam - Uh
 Jarrett Grabbe - Grab



LIONS BY STATE

**Arizona - 3**

Justin Aletor
Chris Gannaway
Will Stemler

California - 6

Moses Ale
Elijah Barclay
George Miki-Han
Ty Johnson
Gavin Shaigineik
Anthony Slayton

Colorado - 10

Mac Busteed
Devon Edwards
Aaron Kness
Tyler Kubat
River Lakey
Chase Lanckriet
Zach Lewis
Sanjay Strickland
Jonah Rubadue
Anthony Tocchini

Florida - 1

Jesse Smith

Hawaii - 2

Maika Finau
Gareth Warren

Illinois - 16

John Anthony
Nate Compere
Luke Desherow
Anthony Enlow
Will Graham
Logan Hunter
Ethan Johnson
Aiden Jones
Colin Krzeczowski
Will Nicholson
Darius Ragland
Spencer Redd
Logan Seibert
Jalen Smith
Jack Stump
Andrew Zook

Indiana - 1

Tyrone Griffin

Iowa - 1

Matt Barnett

Kansas - 2

Ethan Stuhlsatz
Cole Watson

Kentucky - 2

Jeff Caldwell
Frank Caldwell

Missouri - 32

Lucas Allen
Joe Becker
Tre Bell
Jack Berry
Jalen Bethany
Darion Bolden
Mason Brown
Carter Davis
Darrin Fugitt
Bryce Giesler
Abe Haerr
Zach Hahn
Steve Hall
Gus Hetzel
Jackson Hetzel
Brett Hiatt
Wesley Hines
Drew Krobath
Cam Lawson
Jayden Littlejohn
Kobe McClendon
Mann McGruder
Adel Mountassir
Darion Mullins
Nelson Pipes
Tra Ranson
Jared Rhodes
Khalid Stewart
Jacob Swihart

Justin Williams
Ethan Wood

Nebraska - 1

Jamison Kemp

New York - 1

Tajay Passmore

Oklahoma - 11

Brayden Darrell
Cole Dugger
Brenden Dye
Gabe Gaines
Thomas Gothard
Anthony Hills
Josh Newkirk
Ronnie Thomas Jr.
Jayden Patrick
Emaud Triplett
Donnie Wingate

Oregon - 1

Cooper Justice

Pennsylvania - 1

Nolan O'Hara

South Dakota - 1

Tyus Hanson

Tennessee - 2

Luke Cook
Robert Giaimo
Jayson Lowe

Texas - 2

Taylen Blaylock
Hunter Neely

West Virginia - 1

Jaydyn Johnson

Wisconsin - 3

Arthur Liebau
Tobias Jewell
Alex Solak

International**Australia - 1**


Patrick Turner



Moses Ale
GR - DL



Justin Aletor
RSD - DL



Lucas Allen
RSD - TE



John Anthony
FR - DB



Elijah Barclay
RFR - OL



Matt Barnett
SD - LB



Joe Becker
SD - OL



Tre Bell
FR - DB



Jack Berry
FR - LS



Jalen Bethany
SD - WR




Taylen Blaylock
RSD - DB



Darion Bolden
SR - DB



Mason Brown
FR - TE



Mac Busteed
FR - TE



Frank Caldwell
SD - DL



Jeff Caldwell
FR - WR



Nate Compere
FR - DL



Luke Cook
FR - DB



Brayden Darrell
FR - DL



Carter Davis
FR - QB



Luke Dasherow
FR - DL



Cole Dugger
SD - QB



Brenden Dye
FR - LB



Devon Edwards
SD - LB



Anthony Enlow
FR - DL



Maika Finau
FR - DL



Darrin Fugitt
FR - TE



Gabe Gaines
OL - FR



Chris Gannaway
FR - RB



Bryce Geisler
FR - RB



Robert Giaimo
SD - RB



Thomas Gothard
FR - DB




Will Graham
FR - K



Tyrone Griffin
LB - SD



Abe Haerr
FR - TE




Zach Hahn
RSD - WR



Steve Hall
FR - RB



Tyus Hanson
RSD - TE



Jackson Hetzel
RSD - LB



Gus Hetzel
RSD - LB



Brett Hiatt
RJR - DB



Anthony Hills
FR - WR




Wesley Hines
GR - DB



Logan Hunter
OL - FR



Tobias Jewell
FR - DB



Ethan Johnson
RJR - DL



Ty Johnson
RFR - DL



Jaydyn Johnson
RJR - DB



Aiden Jones
JR - WR



Cooper Justice
RSO - DB



Jamison Kemp
FR - DL



Aaron Kness
RSO - LB



Drew Krobath
RFR - WR




Colin Krzeczowski
RFR - OL



Tyler Kubat
FR - DB



River Lakey
FR - DB



Chase Lanckriet
GR - TE



Cam Lawson
RFR - OL



Zach Lewis
FR - LB



Arthur Liebau
SO - K



Jayden Littlejohn
RSO - DB



Jayson Lowe
FR - LB



Kobe McClendon
RSO - DL



Mann McGruder
GR - DB



George Miki-Han
RSO - OL



Adel Mountassir
RSO - OL



Darion Mullins
RJR - DL



Hunter Neely
RFR - LB



Josh Newkirk
FR - DB



Will Nicholson
FR - LB



Nolan O'Hara
RFR - LB



Tajay Passmore
OL - JR



Jayden Patrick
RSO - DB



Nelson Pipes
RSO - LS



Darius Ragland
RSO - DB



Tra Ranson
RJR - LB



Spencer Redd
GR - WR




Jared Rhodes
RFR - RB



Jonah Rubadue
JR - DL



Logan Seibert
JR - K



Gavin Shaigneik
FR - QB



Anthony Slayton
JR - LB



Jesse Smith
FR - OL



Jalen Smith
FR - WR



Alex Solak
RJR - OL



Will Stemler
RFR - OL



Khalid Stewart
RFR - DB



Sanjay Strickland
RSO - LB



Ethan Stuhlsatz
RSO - LB



Jack Stump
FR - DL



Jacob Swihart
RJR - OL



Ronnie Thomas Jr
RFR - WR



Anthony Tocchini
RSO - OL



Emaud Triplett
RFR - LB



Patrick Truner
RFR - K



Gareth Warren
JR - OL



Cole Watson
FR - TE



Justin Williams
GR - RB



Donnie Wingate
RFR - DL



Ethan Wood
RFR - RB



Andrew Zook
FR - DL



HARLEN C. HUNTER STADIUM

Hunter Stadium is one of the busiest places on campus throughout the year. It is the home for Lindenwood football, men's and women's soccer, field hockey, and men's and women's lacrosse. The stadium was built in 1976 by the St. Louis football Cardinals as a place to hold their training camp. In 1988, the stadium was renovated and a new artificial turf was installed. Eleven years later in 1999, Hunter Stadium debuted a new turf called Astro Play. After the 2004 season, Hunter Stadium would undergo its biggest renovation. The stadium was to be completely renovated, including end zone seating, a brand new two-story press box with luxury boxes, and a new concession area.

In 2009, the playing surface at the facility was replaced with EnviroTurf. The next renovation was more of an addition. The Student-Athlete Center, an academic success center including coaches' offices, and new locker rooms, was built in 2012. The three-story building was added behind the south end zone. In 2018 a new Ram Turf surface was placed on the field.

The stadium hosted NAIA football playoff games in 2004, 2008, 2009, and 2010 and the NAIA Women's Soccer National Championships in 2001 and 2002. In 2009, 2010, and 2015, the St. Louis Rams held training camp scrimmages at Hunter Stadium. Each of the three games drew over 5,000 spectators. During the NFL lockout in 2011, several St. Louis Rams players chose Lindenwood for offseason training. The stadium is named after Dr. Harlen C. Hunter, who founded the St. Louis Orthopedic Sports Medicine Clinic in Chesterfield in 1979, the first clinic of its kind in the St. Louis area. Hunter's contributions were the key to the upgrades of the playing surface in 1988.

STADIUM FACTS

Capacity	6,000
Surface	Ram Turf
Location	St. Charles, Mo.
First Game	1990
First Opponent	Dana (Neb.)
Score	Lindenwood 21-14
All-Time Home Record	105-75



YEAR-BY-YEAR HOME RECORDS

YEAR	RECORD
1990	5-2
1991	2-3
1992	1-4
1993	2-4
1994	2-2
1995	4-3
1996	3-2
1997	4-1
1998	3-1
1999	3-2
2000	1-6
2001	3-2
2002	1-4
2003	3-3
2004	5-1
2005	4-1
2006	4-2
2007	5-0
2008	6-0
2009	7-0
2010	5-1
2011	5-1
2012	4-2
2013	2-3
2014	0-5
2015	2-4
2016	2-3
2017	2-4
2018	0-5
2019	5-1
2020	0-0
2021	4-1
2022	4-1
2023	2-1
Overall	105-75



FCS COACHES POLL

RANK	SCHOOL (FIRST-PLACE VOTES)	2023 RECORD	POINTS	PREVIOUS RANK
1.	South Dakota St. (26)	7-0	650	1
2.	Montana St.	6-1	623	2
3.	Furman	6-1	587	3
4.	UIW	6-1	545	5
5.	Montana	6-1	537	6
6.	Delaware	6-1	510	7
7.	Sacramento St.	5-2	475	4
8.	Idaho	5-2	471	8
9.	South Dakota	6-1	423	16
10.	North Carolina Central	6-1	418	10
11.	North Dakota St.	5-2	388	15
12.	Southern Illinois	5-2	343	12
13.	UT Martin*	6-1	314	19
14.	Florida A&M	6-1	304	18
15.	Chattanooga	6-2	266	20
16.	Western Carolina	5-2	253	14
17.	North Dakota	4-3	198	9
18.	Central Arkansas	5-2	197	21
19.	Lafayette	6-1	120	NR
20t.	Austin Peay#	5-2	116	24
20t.	New Hampshire	4-3	116	22
22.	Holy Cross	4-3	108	11
23.	Harvard	5-1	87	17
24.	William & Mary	4-3	83	13
25.	UC Davis	4-3	82	23

* - Big South OVC School | # - 2023 Opponent

Dropped Out: Illinois St. (25)

Others Receiving Votes: Northern Iowa, 65; Villanova, 51; Fordham, 44; Youngstown State, 41;

Pennsylvania, 25; Albany, 4; Mercer, 3; Eastern Illinois, 1; Illinois St., 1; Nicholls, 1.

AS OF 10/23/2023

STATS PERFORM FCS TOP 25

RANK	SCHOOL (FIRST-PLACE VOTES)	2023 RECORD	POINTS	PREVIOUS RANK
1	South Dakota State (56)	7-0	1,400	1
2	Montana State	6-1	1,342	2
3	Furman	6-1	1,266	4
4	South Dakota	6-1	1,133	6
5	Delaware	6-1	1,079	7
6	Sacramento State	5-2	1,074	3
7	Montana	6-1	1,056	9
8	UIW	6-1	1,038	5
9	Idaho	5-2	1,005	10
10	Western Carolina	5-2	829	8
11	Southern Illinois	5-2	768	12
12	North Dakota State	5-2	750	14
13	North Carolina Central	6-1	703	16
14	UT Martin	6-1	677	17
15	North Dakota	4-3	596	11
16	Florida A&M	6-1	497	19
17	Chattanooga	6-2	462	21
18	Central Arkansas	5-2	461	20
19	Villanova	5-2	319	22
20	Austin Peay	5-2	227	24
21	Lafayette	6-1	218	13
22	William & Mary	4-3	213	NR
23	Northern Iowa	4-3	196	NR
24	Youngstown State	4-3	181	25
25	UC Davis	4-3	164	23

* - Big South OVC School | # - 2023 Opponent

Others Receiving Votes (schools listed on two or more ballots): Holy Cross 146; Harvard 113; UAlbany 112; New Hampshire 74; Fordham 51; Tennessee State 18; Eastern Washington 7; Penn 7; Weber State 6; Lamar 4

AS OF 10/23/2023

BIG SOUTH-OVC FOOTBALL ASSOCIATION STANDINGS

SCHOOL	CONF	CONF %	OVERALL	PCT	HOME	AWAY	NEUTRAL	LID	STREAK
UT Martin	3-0	1.000	6-1	.857	4-0	2-1	0-0	6-1	W6
Southeast Missouri	3-0	1.000	3-4	.429	2-1	1-3	0-0	3-4	W2
Tennessee State	1-1	.500	5-2	.714	3-0	1-2	1-0	5-2	W3
Bryant	1-1	.500	3-4	.429	2-1	1-3	0-0	3-4	L1
Charleston Southern	1-1	.500	3-4	.429	3-1	0-3	0-0	3-4	L1
Gardner-Webb	1-1	.500	3-4	.429	3-0	0-4	0-0	3-4	W1
Eastern Illinois	1-2	.333	5-3	.625	3-1	2-2	0-0	5-3	W1
Lindenwood	1-2	.333	3-4	.429	2-1	1-3	0-0	3-4	L1
Robert Morris	0-2	.000	2-5	.286	2-1	0-4	0-0	2-5	L3
Tennessee Tech	0-2	.000	2-5	.286	1-2	1-3	0-0	2-5	L1

BIG SOUTH-OVC PLAYERS OF THE WEEK

OFFENSIVE PLAYER OF THE WEEK				DEFENSIVE PLAYER OF THE WEEK				SPECIAL TEAMS PLAYER OF THE WEEK				FRESHMAN OF THE WEEK			
Week	Name	Position	School	Week	Name	Position	School	Week	Name	Position	School	Week	Name	Position	School
1	Jayden Brown	RB	GWU	1	Elijahah Tolbert	LB	EIU	1	Jeff Caldwell	WR	LWU	1	Jacob Horvath	P	EIU
2	Sam Franklin	RB	UTM	2	James Green	LB	TSU	2	Jay Billingsley	K	GWU	2	Leon Thomas	DB	CSU
3	Jeff Caldwell	WR	LWU	3	Devon Edwards	LB	LWU	3	James Lowery	K	TSU	3	MJ Flowers	RB	EIU
4	Sam Franklin	RB	UTM	4	Chris Hunter	LB	UTM	4	Ethan Gettman*	K	BRY	4	MJ Flowers	RB	EIU
5	Sam Franklin	RB	UTM	5	Blake Ruffin*	DB	EIU	5	Stone Galloway*	K	EIU	5	MJ Flowers	RB	EIU
6	Pierce Holley	QB	EIU	5	Monroe Beard*	LB	TSU	5	Sam Babbush*	K	CSU	6	Max Dowling	TE	UTM
7	Zevi Eckhaus	QB	BRY	6	Kobe McClendon	DL	LWU	5	Aidan Laros*	K/P	UTM	7	Zolton Osbourne	QB	CSU
8	Pierce Holley*	QB	EIU	7	Terrel Allen	DL	TSU	6	Spencer Redd*	WR	LWU	8	Jordan Gant	RB	TSU
8	Ryan Flournoy*	WR	SEMO	8	Terrel Allen	DL	TSU	7	James Lowery*	K	TSU				
								8	Patrick Turner	P	LWU				
									Aidan Laros	K	UTM				

* - Co Player of the Week



2023 DEPTH CHART

LINDENWOOD OFFENSE

POS	NO	NAME	HT	WT	YR
QB	6	Carter Davis	6-2	190	So.
	13	Cooper Justice	6-7	230	So.
RB	33	Jared Rhodes	6-0	208	Fr.
	28	Justin Williams	5-10	191	Sr.
WR	10	Spencer Redd	5-10	185	Sr.
	83	Zach Hahn	6-0	186	So.
WR	81	Ronnie Thomas	5-10	185	Fr.
	12	Jalen Bethany	5-10	180	Jr.
WR	19	Jeff Caldwell	6-4	197	So.
	5	Elijah Barclay	6-2	175	Fr.
TE	18	Chase Lanckreit	6-4	248	Sr.
	84	Abe Haerr	6-5	225	So.
LT	78	Gareth Warren	6-5	330	Jr.
	72	Colin Krzeczowski	6-7	282	Fr.
LG	68	Joe Becker	6-4	294	So.
	76	Cam Lawson	6-4	290	Fr.
C	60	George Miki-Han	6-0	325	So.
	64	Alex Solak	6-2	310	Jr.
RG	71	Jacob Swihart	6-4	330	Jr.
	67	Ty Johnson	6-5	270	Fr.
RT	74	Ethan Johnson	6-4	300	Jr.
	72	Colin Krzeczowski	6-7	282	Fr.

LINDENWOOD SPECIAL TEAMS

K	43	Logan Seibert	5-10	190	Jr.
H	95	Patrick Turner	6-2	222	Fr.
P	95	Patrick Turner	6-2	222	Fr.
LS	54	Nelson Pipes	6-0	223	So.

LINDENWOOD DEFENSE

POS	NO	NAME	HT	WT	YR
DE	4	Kobe McClendon	6-2	252	So.
	30	Donnie Wingate	6-3	241	Fr.
DT	56	Darion Mullins	6-3	270	Jr.
	92	Jonah Rubadue	6-0	311	Jr.
DT	99	Maika Finau	6-1	338	Fr.
	92	Jonah Rubadue	6-0	311	Jr.
DE	46	Frank Caldwell	6-1	244	Jr.
	51	Will Stemler	6-3	227	Fr.
LB	20	Ethan Stuhlsatz	6-5	225	So.
	40	Tyrone Griffin	6-3	220	Jr.
LB	52	Brenden Dye	6-1	219	So.
	31	Matt Barnett	6-3	220	So.
LB	15	Sanjay Strickland	6-2	229	So.
	40	Tyrone Griffin	6-3	220	Jr.
CB	24	Wesley Hines	6-1	200	Sr.
	7	Jayden Patrick	5-11	175	So.
S	1	Taylen Blaylock	5-10	196	So.
	39	Brett Hiatt	6-2	203	Jr.
S	11	Mann McGruder	5-11	205	Sr.
	39	Brett Hiatt	6-2	203	Jr.
CB	14	Tre Bell	6-2	185	Fr.
	7	Jayden Patrick	5-11	175	So.

LINDENWOOD SPECIAL TEAMS

KR	10	Spencer Redd	5-10	185	Sr.
	24	Wesley Hines	6-1	200	Sr.
PR	10	Spencer Redd	5-10	185	Sr.
	1	Taylen Blaylock	5-10	196	So.

2023 STATISTICS

2023 Lindenwood University Football
Overall Statistics (as of Oct 14, 2023)

#	Rushing	GP	ATT	GAIN	LOSS	NET	AVG	TD	LG	AVG/G
21	Giamo, Robert	5	81	455	15	440	5.4	3	28	88.00
28	Williams, Justin	5	41	243	5	238	5.8	2	26	47.60
33	Rhodes, Jared	6	44	170	5	165	3.8	1	13	27.50
2	Dugger, Cole	6	38	200	52	148	3.9	1	37	24.67
6	Davis, Carter	4	31	169	63	106	3.4	0	39	26.50
22	Gordon, Von	2	13	100	0	100	7.7	2	28	50.00
13	Justice, Cooper	2	1	12	0	12	12.0	0	12	6.00
12	Bethany, Jalen	6	1	7	0	7	7.0	0	7	1.17
86	Fugitt, Darrin	4	3	4	3	1	0.3	0	4	0.25
	Thomas, Ronnie	7	1	0	6	-6	-6.0	0	0	-0.86
	Team	7	5	0	7	-7	-1.4	0	0	-1.00
Total		7	259	1360	156	1204	4.6	9	39	172.00
Opponents		7	270	1288	159	1129	4.2	12	40	161.29

#	Passing	GP	Rating	COMP-ATT-TOT	PCT	YDS	TD	LG	AVG/G
2	Dugger, Cole	6	130.29	80-146-7	54.79%	1086	10	73	181.00
6	Davis, Carter	4	111.38	34-45-9	53.33%	290	2	52	70.00
13	Justice, Cooper	2	200.29	4-7-0	57.14%	80	1	44	40.00
Total		7	128.47	108-198-9	54.35%	1446	13	73	206.57
Opponents		7	145.76	150-240-2	62.50%	1798	16	75	256.86

#	Receiving	GP	NO	YDS	AVG	TD	LG	AVG/G
19	Caldwell, Jeff	7	28	519	18.54	7	73	74.14
10	Redd, Spencer	7	12	251	20.92	2	60	35.86
18	Lanckreit, Chase	7	13	211	16.23	1	72	30.14
21	Giamo, Robert	5	15	102	6.80	2	20	20.40
83	Thomas, Ronnie	7	15	89	5.93	0	20	12.71
12	Bethany, Jalen	7	3	67	22.33	0	45	9.57
85	Brown, Hason	2	1	23	23.00	0	23	11.50
28	Williams, Justin	5	5	20	4.00	1	8	4.00
86	Fugitt, Darrin	4	2	11	5.50	0	7	2.75
33	Rhodes, Jared	6	2	11	5.50	0	13	1.83
Total		7	108	1446	13.39	13	73	206.57
Opponents		7	150	1798	11.99	16	75	256.86

#	Punt Returns	NO	YDS	AVG	TD	LG
19	Caldwell, Jeff	2	28	14.00	1	14
10	Redd, Spencer	2	3	1.50	0	3
Total		4	31	7.75	1	14
Opponents		8	86	10.75	0	40

#	Interceptions	NO	YDS	AVG	TD	LG
1	Blaylock, Taylen	2	-3	-1.50	0	0
Total		2	-3	-1.50	0	0
Opponents		9	162	18.00	1	72

#	Kick Returns	NO	YDS	AVG	TD	LG
10	Redd, Spencer	11	372	33.82	1	99
1	Blaylock, Taylen	4	74	18.50	0	22
Total		15	446	29.73	1	99
Opponents		15	239	15.93	0	25

#	Fumble Returns	NO	YDS	AVG	TD	LG
No data to report.						

2023 Lindenwood University Football Overall Statistics (as of Oct 14, 2023)																				
#	Starting	YR	POS	HT	WT	PCT	YDS	TD	LG	AVG	YDS	TD	LG	AVG	YDS	TD	LG	AVG	YDS	
1	Blaylock, Taylen	So.	CB	5-10	196	100%	0	0	0	0	0	0	0	0	0	0	0	0	0	
2	Dugger, Cole	So.	QB	6-4	197	100%	1086	10	73	5.4	1086	10	73	5.4	1086	10	73	5.4	1086	
3	Justice, Cooper	So.	WR	5-10	185	100%	80	1	44	4.0	80	1	44	4.0	80	1	44	4.0	80	
4	Davis, Carter	So.	QB	6-2	190	100%	290	2	52	7.3	290	2	52	7.3	290	2	52	7.3	290	
5	Barclay, Elijah	So.	WR	6-2	175	100%	0	0	0	0	0	0	0	0	0	0	0	0	0	
6	Davis, Carter	So.	QB	6-2	190	100%	290	2	52	7.3	290	2	52	7.3	290	2	52	7.3	290	
7	Patrick, Jayden	So.	CB	5-11	175	100%	0	0	0	0	0	0	0	0	0	0	0	0	0	
8	Blaylock, Taylen	So.	CB	5-10	196	100%	0	0	0	0	0	0	0	0	0	0	0	0	0	
9	Blaylock, Taylen	So.	CB	5-10	196	100%	0	0	0	0	0	0	0	0	0	0	0	0	0	
10	Redd, Spencer	So.	KR	5-10	185	100%	372	1	99	33.8	372	1	99	33.8	372	1	99	33.8	372	
11	McGruder, Mann	So.	S	5-11	205	100%	0	0	0	0	0	0	0	0	0	0	0	0	0	
12	Bethany, Jalen	So.	WR	5-10	180	100%	7	0	7	7.0	7	0	7	7.0	7	0	7	7.0	7	
13	Justice, Cooper	So.	WR	5-10	185	100%	80	1	44	4.0	80	1	44	4.0	80	1	44	4.0	80	
14	Bell, Tre	So.	CB	6-2	185	100%	0	0	0	0	0	0	0	0	0	0	0	0	0	
15	Strickland, Sanjay	So.	LB	6-2	229	100%	0	0	0	0	0	0	0	0	0	0	0	0	0	
16	Blaylock, Taylen	So.	CB	5-10	196	100%	0	0	0	0	0	0	0	0	0	0	0	0	0	
17	Blaylock, Taylen	So.	CB	5-10	196	100%	0	0	0	0	0	0	0	0	0	0	0	0	0	
18	Lanckreit, Chase	So.	TE	6-4	248	100%	0	0	0	0	0	0	0	0	0	0	0	0	0	
19	Caldwell, Jeff	So.	WR	6-4	197	100%	519	7	73	18.5	519	7	73	18.5	519	7	73	18.5	519	
20	Stuhlsatz, Ethan	So.	LB	6-5	225	100%	0	0	0	0	0	0	0	0	0	0	0	0	0	
21	Giamo, Robert	So.	RB	6-0	208	100%	455	3	28	15.2	455	3	28	15.2	455	3	28	15.2	455	
22	Gordon, Von	So.	WR	5-10	191	100%	100	2	28	50.0	100	2	28	50.0	100	2	28	50.0	100	
23	Rhodes, Jared	So.	RB	6-0	208	100%	170	1	13	17.0	170	1	13	17.0	170	1	13	17.0	170	
24	Hines, Wesley	So.	CB	6-1	200	100%	0	0	0	0	0	0	0	0	0	0	0	0	0	
25	Blaylock, Taylen	So.	CB	5-10	196	100%	0	0	0	0	0	0	0	0	0	0	0	0	0	
26	Blaylock, Taylen	So.	CB	5-10	196	100%	0	0	0	0	0	0	0	0	0	0	0	0	0	
27	Blaylock, Taylen	So.	CB	5-10	196	100%	0	0	0	0	0	0	0	0	0	0	0	0	0	
28	Williams, Justin	So.	WR	5-10	191	100%	20	1	8	4.0	20	1	8	4.0	20	1	8	4.0	20	
29	Blaylock, Taylen	So.	CB	5-10	196	100%	0	0	0	0	0	0	0	0	0	0	0	0	0	
30	Wingate, Donnie	So.	DE	6-3	241	100%	0	0	0	0	0	0	0	0	0	0	0	0	0	
31	Barnett, Matt	So.	LB	6-3	220	100%	0	0	0	0	0	0	0	0	0	0	0	0	0	
32	Blaylock, Taylen	So.	CB	5-10	196	100%	0	0	0	0	0	0	0	0	0	0	0	0	0	
33	Rhodes, Jared	So.	RB	6-0	208	100%	165	1	13	16.5	165	1	13	16.5	165	1	13	16.5	165	
34																				
Team Offense																				
Plays		63	Yards		1240	TDs		10	Avg/Y		19.69	LG		73	Fumbles		1	Avg/Pl		1.59
Rush		9	Yards		106	TDs		3	Avg/Y		11.78	LG		24	Fumbles		0	Avg/Pl		0.00
Pass		54	Yards		1134	TDs		7	Avg/Y		20.99	LG		49	Fumbles		1	Avg/Pl		1.85
Total		63	Yards		1240	TDs		10	Avg/Y		19.69	LG		73	Fumbles		1	Avg/Pl		1.59
Team Defense																				
Plays		63	Yards		1240	TDs		10	Avg/Y		19.69	LG		73	Fumbles		1	Avg/Pl		1.59
Rush		9	Yards		106	TDs		3	Avg/Y		11.78	LG		24	Fumbles		0	Avg/Pl		0.00
Pass		54	Yards		1134	TDs		7	Avg/Y		20.99	LG		49	Fumbles		1	Avg/Pl		1.85
Total		63	Yards		1240	TDs		10	Avg/Y		19.69	LG		73	Fumbles		1	Avg/Pl		1.59
Team Special Teams																				
Plays		63	Yards		1240	TDs		10	Avg/Y		19.69	LG		73	Fumbles		1	Avg/Pl		1.59
Rush		9	Yards		106	TDs		3	Avg/Y		11.78	LG		24	Fumbles		0	Avg/Pl		0.00
Pass		54	Yards		1134	TDs		7	Avg/Y		20.99	LG		49	Fumbles		1	Avg/Pl		1.85
Total		63	Yards		1240	TDs		10	Avg/Y		19.69	LG		73	Fumbles		1	Avg/Pl		1.59
Team Kickoffs																				
Plays		63	Yards		1240	TDs		10	Avg/Y		19.69	LG		73	Fumbles		1	Avg/Pl		1.59
Rush		9	Yards		106	TDs		3	Avg/Y		11.78	LG		24	Fumbles		0	Avg/Pl		0.00
Pass		54	Yards		1134	TDs		7	Avg/Y		20.99	LG		49	Fumbles		1	Avg/Pl		1.85
Total		63	Yards		1240	TDs		10	Avg/Y		19.69	LG		73	Fumbles		1	Avg/Pl		1.59
Team Puntings																				
Plays		63	Yards		1240	TDs		10	Avg/Y		19.69	LG		73	Fumbles		1	Avg/Pl		1.59
Rush		9	Yards		106	TDs		3	Avg/Y		11.78	LG		24	Fumbles		0	Avg/Pl		0.00
Pass		54	Yards		1134	TDs		7	Avg/Y		20.99	LG		49	Fumbles		1	Avg/Pl		1.85
Total		63	Yards		1240	TDs		10	Avg/Y		19.69	LG		73	Fumbles		1	Avg/Pl		1.59
Team Returns																				
Plays		63	Yards		1240	TDs		10	Avg/Y		19.69	LG		73	Fumbles		1	Avg/Pl		1.59
Rush		9	Yards		106	TDs		3	Avg/Y		11.78	LG		24	Fumbles		0	Avg/Pl		0.00
Pass		54	Yards		1134	TDs		7	Avg/Y		20.99	LG		49	Fumbles		1	Avg/Pl		1.85
Total		63	Yards		1240	TDs		10	Avg/Y		19.69	LG		73	Fumbles		1	Avg/Pl		1.59
Team Fumbles																				
Plays		63	Yards		1240	TDs		10	Avg/Y		19.69	LG		73	Fumbles		1	Avg/Pl		1.59
Rush		9	Yards		106	TDs		3	Avg/Y		11.78	LG		24	Fumbles		0	Avg/Pl		0.00
Pass		54	Yards		1134	TDs		7	Avg/Y		20.99	LG		49	Fumbles		1	Avg/Pl		1.85
Total		63	Yards		1240	TDs		10	Avg/Y		19.69	LG		73	Fumbles		1	Avg/Pl		1.59
Team Penalties																				
Plays		63	Yards		1240	TDs		10	Avg/Y		19.69	LG		73	Fumbles		1	Avg/Pl		1.59
Rush		9	Yards		106	TDs		3	Avg/Y		11.78	LG		24	Fumbles		0	Avg/Pl		0.00
Pass		54	Yards		1134	TDs		7	Avg/Y		20.99	LG		49	Fumbles		1	Avg/Pl		1.85
Total		63	Yards		1240	TDs		10	Avg/Y		19.69	LG		73	Fumbles		1	Avg/Pl		1.59
Team Substitutions																				
Plays		63	Yards		1240	TDs		10	Avg/Y		19.69	LG		73	Fumbles		1	Avg/Pl		1.59
Rush		9	Yards		106	TDs		3	Avg/Y		11.78	LG		24	Fumbles		0	Avg/Pl		0.00
Pass		54	Yards		1134	TDs		7	Avg/Y		20.99	LG		49	Fumbles		1	Avg/Pl		1.85
Total		63	Yards		1240	TDs		10	Avg/Y		19.69	LG		73	Fumbles		1	Avg/Pl		1.59
Team Injuries																				
Plays		63	Yards		1240	TDs		10	Avg/Y		19.69	LG		73	Fumbles		1	Avg/Pl		1.59
Rush		9	Yards		106	TDs		3	Avg/Y		11.78	LG		24	Fumbles		0	Avg/Pl		0.00
Pass		54	Yards		1134	TDs		7	Avg/Y		20.99	LG		49	Fumbles		1	Avg/Pl		1.85
Total		63	Yards		1240	TDs		10	Avg/Y		19.69	LG		73	Fumbles		1	Avg/Pl		1.59



2023 DEPTH CHART

TENNESSEE STATE OFFENSE						TENNESSEE STATE DEFENSE					
POS	NO	NAME	HT	WT	YR	POS	NO	NAME	HT	WT	YR
QB	7	Draylen Ellis	6-0	175	Jr.	DE	9	Terrell Allen	6-0	275	Sr.
	8	Deveon Bryant	6-5	225	R-Sr.		34	Mecca Carr-Bordeaux	6-4	265	Fr.
RB	22	Jalen Rouse	5-11	185	So.	NT	96	Cameron Stewart	6-3	380	Sr.
	29	Jordan Gant	5-10	205	R-Fr.		62	Rayqwon Smith	6-2	270	Fr.
WR	80	Avery Williams	6-2	185	R-Jr.	DT	99	Lathun Snipes	6-1	290	Jr.
	1	Gerand Turner	6-0	205	Jr.		94	Zion Morris	6-0	265	So.
WR	0	Karate Brenson	6-2	217	R-So.	DL	48	Chris Walker	6-4	226	Jr.
	4	Chayli Garnett	6-2	225	R-So.		98	Terence Carpenter II	6-3	225	Fr.
WR	5	Dayron Johnson	5-9	180	Jr.	LB	1	James Green	6-1	220	Gr.
	9	Da'Shon Davis	5-11	195	Jr.		47	Ahmad Nelson	6-2	225	Jr.
TE	81	Trenton Gillison	6-5	245	Gr.	LB	3	Monroe Beard III	6-1	220	Jr.
	89	Jason Hoath Jr.	6-2	235	Fr.		7	Ken Andrews	6-3	225	Jr.
LT	55	Romello Tarver	6-5	275	R-Sr.	N	15	Kenyon Garlington	5-9	185	Gr.
	54	Darius Neals	6-4	335	Fr.		23	Boogie Trotter	5-9	170	So.
LG	56	Romello Watson	6-4	300	Jr.	CB	10	Fondren Hollis III	5-11	180	RJr.
	51	Alex Valbuena	6-0	275	R-Fr.		28	Jalen McClendon	6-0	180	Jr.
C	62	Chazen Page	6-1	293	So.	S	8	Jeremiah Josephs	5-10	185	Gr.
	61	Kennedy Wilbert	6-1	229	Jr.		21	Tyler Jones	6-0	200	R-Jr.
RG	64	Darrell Branch	6-2	300	R-Jr.	S	6	Josh Green	5-11	184	Jr.
	57	Aarion Harvey	6-5	300	Gr.		12	Dion Villers	5-11	165	R-Fr.
RT	63	Jamari Freeman	6-3	315	R-Fr.	CB	0	Bryce Phillips	6-1	185	Jr.
	58	Hadine Diaby	6-3	300	Fr.		30	Darius Harper	6-0	185	Gr.
TENNESSEE STATE SPECIAL TEAMS						TENNESSEE STATE SPECIAL TEAMS					
K	99	James Lowery	5-10	225	R-Jr.	KR	5	Dayron Johnson	5-9	180	Jr.
H	24	Jackson Foster	6-2	220	Jr.		23	Boogie Trotter	5-9	170	So.
P	24	Jackson Foster	6-2	220	Jr.	PR	5	Dayron Johnson	5-9	180	Jr.
LS	52	Carson Buchanan	6-0	265	R-So.		23	Boogie Trotter	5-9	170	So.

2023 STATISTICS

2023 Tennessee State University Football
Overall Statistics (as of Oct 21, 2023)

Running		GP	ATT	GAIN	LOSS	NET	AVG	TD	LG	AVG/GS
22	Rouse, Jalen	7	87	379	21	358	4.1	2	43	51.14
29	Gant, Jordan	7	79	356	11	345	4.4	7	31	49.29
8	Bryant, Deveon	6	31	265	32	233	7.5	2	41	38.83
7	Ellis, Draylen	7	39	199	65	134	3.4	3	28	19.14
34	Brown, Ike	3	6	37	0	37	6.2	0	21	12.33
20	Boone III, Tre	7	12	32	1	31	2.6	0	7	4.43
10	Crenshaw, Demeatric	2	3	7	0	7	2.3	1	5	3.50
11	Adrian, Canen	7	0	4	0	4	4.0	0	4	0.57
2	Hagan, Ryder	1	2	4	0	4	2.0	0	2	4.00
44	Cunningham, Craig	7	1	0	1	-1	-1.0	0	0	-0.14
17	Majors, Delanie	7	1	0	2	-2	-2.0	0	0	-0.29
Team		7	5	5	8	-3	-0.4	0	6	-0.25
Total		7	266	1289	141	1148	4.3	15	43	164.00
Opponents		7	279	1433	328	1105	4.0	10	52	157.86
Passing		GP	Rating	COMP-ATT-INT	PCT	YDS	TD	LG	AVG/GS	
7	Ellis, Draylen	7	101.03	64-125-2	51.20 %	632	4	55	90.29	
8	Bryant, Deveon	6	100.96	35-68-2	51.47 %	409	1	35	68.17	
Total		7	101.01	99-193-4	51.30 %	1041	5	55	148.71	
Opponents		7	117.53	113-209-4	54.07 %	1360	8	42	194.29	
Receiving		GP	NO	YDS	AVG	TD	LG	AVG/GS		
0	Brenson, Karate	6	16	188	11.75	1	31	31.33		
5	Johnson, Dayron	7	19	180	9.47	0	35	25.71		
9	Davis, Da'Shon	7	8	171	21.38	1	55	24.43		
81	Gillison, Trenton	7	10	116	11.60	0	29	16.57		
22	Rouse, Jalen	7	10	97	9.70	0	18	13.86		
17	Majors, Delanie	7	9	96	10.67	1	20	13.71		
11	Adrian, Canen	7	6	66	11.00	1	18	9.43		
1	Turner, Gerand	7	5	62	12.40	1	34	8.86		
4	Garnett, Chayli	7	4	32	8.00	0	13	4.57		
20	Boone III, Tre	7	4	23	5.75	0	10	3.29		
29	Gant, Jordan	7	6	22	3.67	0	10	3.14		
89	Williams, Avery	7	1	7	7.00	0	7	1.00		
89	Hoath Jr., Jason	7	1	3	3.00	0	3	0.43		
9	Allen, Terrell	7	0	0	NaN	0	0	0.00		
0	Phillips, Bryce	7	0	0	NaN	0	0	0.00		
56	Watson, Romello	7	0	0	NaN	0	0	0.00		
85	Yankow, Austin	3	0	0	NaN	0	0	0.00		
Total		7	99	1063	10.74	5	55	151.86		
Opponents		7	113	1360	12.04	8	42	194.29		

#	Punt Returns	NO	YRDS	AVG	TD	LG
5	Johnson, Dayron	6	58	9.67	0	18
Total		6	58	9.67	0	18
Opponents		15	93	6.20	0	22
#	Interceptions	NO	YRDS	AVG	TD	LG
8	Josephs, Jeremiah	2	1	0.50	0	1
0	Phillips, Bryce	1	1	1.00	0	1
6	Green, Josh	1	0	0.00	0	0
Total		4	2	0.50	0	1
Opponents		4	67	16.75	1	34
#	Kick Returns	NO	YRDS	AVG	TD	LG
5	Johnson, Dayron	10	272	27.20	0	65
Total		10	272	27.20	0	65
Opponents		24	474	19.75	0	94
#	Fumble Returns	NO	YRDS	AVG	TD	LG
9	Allen, Terrell	1	7	7.00	0	7
Total		1	7	7.00	0	7
Opponents		0	0	0	0	0



No.	Name	Pos.	Ht.	Wt.	Yr.	Hometown/Highschool
0	Karate Brenson	WR	6-2	215	R-So.	St. Louis, Mo./Christian Brothers College
0	Bryce Phillips	CB	6-1	195	Jr.	Long Beach, Calif./LaHabra
1	James Green	LB	6-1	220	Gr.	Orlando, Fla./Olympia
1	Gerand Turner	WR	6-0	205	Jr.	Miami, Fla./South Miami Senior
2	Ryder Hagan	QB	6-1	210	Fr.	Nashville, Tenn./Overton
2	Jashon Watkins	CB	6-4	215	R-Jr.	Nashville, Tenn./East Nashville Magnet
3	Monroe Beard III	LB	6-1	220	Jr.	Chattanooga, Tenn./Notre Dame
3	Solomon Dunn	WR	6-4	210	So.	Johnson City, Tenn./Science Hill
4	Chayil Garnett	WR	6-2	225	R-Jr.	Lakeland, Fla./Lake Wales
5	Jalen Bell	DL	6-1	280	Sr.	Detroit, Mich./Martin Luther King Jr.
5	Dayron Johnson	WR	5-9	180	Jr.	Springfield, Tenn./Springfield
6	Josh Green	S	5-11	195	Sr.	Orlando, Fla./Olympia
6	TySean Jefferson	WR	5-7	170	So.	Nashville, Tenn./Beech
7	Ken Andrews	LB	6-3	225	Jr.	Baton Rouge, La./Southern Lab
7	Draylen Ellis	QB	6-1	175	Sr.	Olive Branch, Miss./Kirby
8	Deveon Bryant	QB	6-5	225	R-Sr.	Bellwood, Ill./Proviso West
8	Jeremiah Josephs	DB	5-10	185	Gr.	Pittsburgh, Pa./Gateway
9	Terrell Allen	DL	6-0	275	Sr.	North Little Rock, Ark./North Little Rock
9	Da'Shon Davis	WR	5-11	195	Sr.	Quincy, Fla./Jefferson County
10	Demeatric Crenshaw	QB	6-1	220	Jr.	Columbus, Ohio/Pickerington Central
10	Fondren Hollis III	DB	5-11	180	R-Jr.	Decatur, Ga./Columbia
11	Canen Adrian	WR	5-10	180	So.	Kingwood, Texas/Kingwood Park
11	Brent Rowe	LB	6-1	230	So.	Milwaukee, Wis./Hendersonville
12	Edwin Rhodes III	QB	6-1	210	Jr.	Miami, Fla./American Heritage
12	Dion Villiers	DB	5-11	165	R-Fr.	Lakeland, Fla./Lake Gibson
13	Jahee Blake	WR	6-5	220	So.	Lynchburg, Va./Fork Union Military Academy
13	Dylan King	DB	6-3	200	R-Fr.	Nashville, Tenn./Oakland
14	Brandon Wilson	DB	5-11	180	R-Fr.	Montgomery, Ala./Park Crossing
15	Kenyon Garlington	DB	5-9	185	Gr.	Antioch, Tenn./Brentwood Academy
16	Lucien Brunetti	WR	6-0	165	R-So.	Nashville, Tenn./Montgomery Bell Academy
16	Jarrell Cole	DB	5-10	190	Fr.	St. Louis, Mo./Hazelwood Central
17	Emmanuel Baez	DL	6-4	265	Jr.	Plant City, Fla./Plant City
17	Delanie Majors	WR	5-9	155	Fr.	Nashville, Tenn./Overton
18	Amar Gist	WR	6-0	175	Fr.	East Orange, N.J./Bergen Catholic
19	Jace Dobbins	DB	6-0	165	Fr.	Dandridge, Tenn./Jefferson County
20	Tre Boone III	RB	6-0	195	Jr.	Clinton, Md./St. Stevens-St. Agnus School
21	Tyler Jones	DB	6-0	200	R-Jr.	Orlando, Fla./West Orange
21	C.J. Steele	TE	6-2	215	So.	Murfreesboro, Tenn. /
22	Jalen Rouse	RB	5-11	195	Jr.	Richmond Hill, Ga./Richmond Hill
22	DuJuan Sharp III	DB	5-8	170	Fr.	Nashville, Tenn./Ensworth
23	Boogie Trotter	DB	5-9	180	So.	Nashville, Tenn./Pearl-Cohn
24	Jackson Foster	P	6-2	220	Jr.	Danville, Calif./San Ramon Valley
24	Jordan Helton	S	6-1	205	Jr.	Memphis, Tenn./Memphis Univ. School
25	Sammy Taylor	LB	6-2	205	Fr.	Nashville, Tenn./Ensworth
26	Johnathan Moore	RB	5-11	200	Fr.	Smyrna, Tenn./Montgomery Bell Academy
28	Jalen McClendon	DB	6-0	180	Jr.	Tampa, Fla./Chamberlain
28	Antwone Parker	RB	6-1	225	Jr.	Fort Worth, Texas/Kennedale
29	Jordan Gant	RB	5-10	205	R-Fr.	Lakeland, Fla./Kathleen
30	Darius Harper	DB	6-0	185	Gr.	Brentwood, Tenn./Ravenwood
31	Micah Gay	LB	6-1	205	R-Fr.	Johns Creek, Ga./Johns Creek
32	Mack Guice III	CB	5-11	170	Gr.	Huntsville, Ala./Madison Co.
33	Dorian George	DB	6-0	200	Jr.	Memphis, Tenn./Germantown
34	Ike Brown	RB	5-9	210	R-Jr.	Shreveport, La./Calvary Baptist Academy
34	Mecca Carr-Bordeaux	DL	6-4	265	Fr.	Rocky Point, N.C./Pender
35	Rodricus Jones	LB	6-2	220	R-Fr.	Birmingham, Ala./Huffman
36	Zachery Drake	DB	6-0	185	Jr.	Nashville, Tenn./Maplewood
37	Jacorris Foreman	LB	5-11	205	Fr.	Pahokee, Fla./Everglades Preparatory Academy
38	Amari LeFlore	S	5-11	185	Jr.	Ridgeland, Miss./St. Andrews Episcopal
41	Ahmed Mohamed	K/P	5-11	185	Fr.	Suwanee, Ga./Peachtree Ridge
43	Kamden Edwards	TE	5-10	225	R-So.	Chattanooga, Tenn./Tyner Academy
44	Craig Cunningham	RB	5-10	190	R-Fr.	Memphis, Tenn./Lausanne Collegiate
44	Erig George	DL	6-2	280	Fr.	Nashville, Tenn./Montgomery Bell Academy
45	Josiah Smith	LB	6-1	245	Fr.	Nashville, Tenn./Antioch
47	Ahmad Nelson	LB	6-2	225	Jr.	Birmingham, Ala./Minor
48	Chris Walker	DL	6-4	225	Jr.	Sanford, Fla./Seminole
50	Ethan Jones	DL	6-2	285	Fr.	Memphis, Tenn./Lausanne Collegiate School
51	Alex Valbuena	DL	6-0	275	R-Fr.	Antioch, Tenn./Ezell-Harding Christian
52	Carson Buchanan	LS	6-0	265	Jr.	Nashville, Tenn./Antioch
53	Chapman Smith	LB	6-2	225	Fr.	Decatur, Ga./Decatur
54	Darius Neals	DL	6-4	335	Fr.	Ellenwood, Ga./Cedar Grove

No.	Name	Pos.	Ht.	Wt.	Yr.	Hometown/Highschool
55	Joey McNeely	DL	6-3	305	Gr.	Kinder, La./Kinder
55	Romello Tarver	OL	6-5	275	R-Sr.	Delray Beach, Fla./Oxbridge Academy
56	Romello Watson	OL	6-4	300	Jr.	Arlington, Texas/Seguin
57	Aarion Harvey	OL	6-5	300	Gr.	Chicago, Ill./Penn Foster
58	Hadine Diaby	OL	6-3	300	Fr.	Loganville, Ga./Grayson
60	Jacob Wooden	OL	6-4	305	Jr.	Nashville, Tenn./Stewarts Creek
61	Kennedy Wilbert	OL	6-1	295	Sr.	Memphis, Tenn./Middle College
62	Chazan Page	OL	6-1	295	Jr.	Nashville, Tenn./Lipscomb Academy
62	Rayqwon Smith	DL	6-2	270	Fr.	Tallahassee, Fla./Lawton Chiles
63	Jamari Freeman	OL	6-4	300	R-Fr.	Fairburn, Ga./Langston Hughes
64	Darrell Branch	OL	6-2	300	R-Jr.	Gilbert, Ariz./Higley
65	Cody Webb	OL	6-2	275	Fr.	Oxon Hill, Md./Bishop McNamara
68	Peter Rouse	OL	6-2	280	Gr.	Cleveland, Ohio/Cleveland Heights
69	Chayse Tapp	OL	6-3	310	Fr.	Malden, Mo./Malden
71	Denzel Holder	OL	6-4	310	R-Fr.	Birmingham, Ala./Huffman
72	Kaleob Onyiahialam	OL	6-6	325	Fr.	Harvest, Ala./Sparkman
73	Nicholas Green	OL	6-5	305	Jr.	Cedar Park, Texas/Cedar Park
74	Mayson Harris	OL	6-0	335	R-Sr.	Nashville, Tenn./Pearl-Cohn
79	Xavier Keegan	DL	5-10	270	Fr.	Grand Prairie, Texas/Grace Preparatory Academy
80	Avery Williams	WR	6-2	185	R-Jr.	Nashville, Tenn./Brentwood
81	Trenton Gillison	TE	6-5	245	Gr.	Pickerington, Ohio/Pickerington Central
82	Malik Billingsley	WR	5-10	190	Jr.	St. Louis, Mo./Christian Brothers
83	Joshua Meriwether	TE	6-2	230	Gr.	Nashville, Tenn./Montgomery Bell Academy
84	Amari Southall	WR	6-0	170	Fr.	Nashville, Tenn./Hillsboro
87	Brandon Palmer	WR	6-0	180	R-Fr.	Johns Creek, Ga./Johns Creek
88	Trevahn Foster	TE	6-7	260	So.	Medford, Ore./St. Mary's
89	Jason Hoath Jr.	TE	6-2	235	Fr.	Columbia, Tenn./Page
90	Connor Ridderhoff	LS	6-2	240	R-Fr.	Chelsea, Ala./Chelsea
91	Abraham Alabi	DL	6-5	305	R-Jr.	Reynoldsburg, Ohio/Pickerington Central
93	Terry Grove	DL	6-5	230	So.	Greeneville, Tenn./Greeneville
94	Zion Morris	DL	6-0	265	So.	Nashville, Tenn./Battle Ground Academy
95	Chandon Page	DL	6-3	305	Sr.	Nashville, Tenn./Pearl-Cohn
96	Cameron Stewart	DL	6-3	380	Sr.	Chattanooga, Tenn./McCallie
97	Willie Robinson Jr.	DL	6-3	240	So.	O'Fallon, Ill./O'Fallon
98	Terence Carpenter II	DL	6-3	225	Fr.	Memphis, Tenn./Blackman
99	James Lowery	K/P	5-10	210	R-Jr.	Ft. Lauderdale, Fla./American Heritage
99	Lathun Snipes	DL	6-1	290	Jr.	Elk Grove, Calif./Monterey Trail

COACHING STAFF

Eddie George	Head Coach
Joe Bowden	Assistant Head Coach/Linebackers Coach
Theron Aych	Offensive Coordinator
Brandon Fisher	Defensive Coordinator
Scott Baumgartner	Wide Receivers Coach
Richard McNutt	Defensive Backs Coach
Josh Crawford	Running Backs Coach
Clyde Simmons	Defensive Line Coach
Michael Brewster	Tight Ends Coach
Keith Burns	Special Teams Coordinator/Defensive Specialist
Anthony Lewis	Offensive Line Coach
Spencer Wheeler	Offensive Graduate Assistant



 UNIVERSITY OF WISCONSIN-STEVENS POINT POINTERS	Head Coach Luke Venne Career: 1-9 School: 1-9	AUGUST 31, 2023 7:00 PM HARLEN C. HUNTER STADIUM ST. CHARLES, Mo.	
 #16 SOUTHEAST MISSOURI STATE UNIVERSITY REDHAWKS	Head Coach Tom Matukewicz Career: 51-52 School: 50-52	SEPTEMBER 9, 2023 6:00 PM HOUCK FIELD CAPE GIRARDEAU, Mo.	
 WESTERN ILLINOIS UNIVERSITY LEATHERNECKS	Head Coach Myers Hendrickson Career: 30-15 School: 0-11	SEPTEMBER 16, 2023 6:00 PM HANSON FIELD MACOMB, ILL.	
 ILLINOIS STATE UNIVERSITY REDBIRDS	Head Coach Brock Spack Career: 89-60 School: 89-60	SEPTEMBER 23, 2023 12:00 PM HANCOCK STADIUM NORMAL, ILL.	
 AUSTIN PEAY STATE UNIVERSITY GOVERNORS	Head Coach Scotty Walden Career: 25-17 School: 17-11	SEPTEMBER 30, 2023 1:00 PM HARLEN C. HUNTER STADIUM ST. CHARLES, Mo.	
 TENNESSEE TECHNOLOGICAL UNIVERSITY GOLDEN EAGLES	Head Coach Dewayne Alexander Career: 57-69 School: 16-36	OCTOBER 7, 2023 1:00 PM HARLEN C. HUNTER STADIUM ST. CHARLES, Mo.	
 CHARLESTON SOUTHERN UNIVERSITY BUCCANEERS	Head Coach Gabe Giardina Career: 37-17 School: 0-0	OCTOBER 14, 2023 3:00 PM BUCCANEER FIELD CHARLESTON S.C.	
 TENNESSEE STATE UNIVERSITY TIGERS	Head Coach Eddie George Career: 9-13 School: 9-12	OCTOBER 28, 2023 2:00 PM NISSAN STADIUM NASHVILLE, TENN.	
 EASTERN ILLINOIS UNIVERSITY PANTHERS	Head Coach Chris Wilkerson Career: 53-36 School: 2-9	NOVEMBER 4, 2023 2:00 PM HARLEN C. HUNTER STADIUM ST. CHARLES, Mo.	
 BRYANT UNIVERSITY BULLDOGS	Head Coach Chris Merritt Career: 17-21 School: 17-21	NOVEMBER 11, 2023 1:00 PM HARLEN C. HUNTER STADIUM ST. CHARLES, Mo.	

ALL GAME TIMES ARE CST | All records are entering 2023 season



2023 Lindenwood University Football Overall Statistics (as of Oct 14, 2023)

Team Statistics	LWU	OPP
SCORING	187	218
Points Per Game	26.71	31.14
FIRST DOWNS	134	163
Rushing	66	70
Passing	62	77
Penalty	6	16
RUSHING YARDAGE	1204	1129
Yards gained	1360	1288
Yards lost	156	159
Attempts	259	270
Avg Per Attempt	4.6	4.2
Avg Per Game	172.0	161.3
TDs Rushing	9	12
PASSING YARDAGE	1446	1798
Att-Comp-Int	198-108-9	240-150-2
Avg Per Attempt	7.30	7.49
Avg Per Catch	13.39	11.99
Avg Per Game	206.57	256.86
TDs Passing	13	16
TOTAL OFFENSE	2650	2927
Total Plays	457	510
Avg Per Play	5.8	5.7
Avg Per Game	378.6	418.1
KICK RETURNS: #-YARDS	15-446	15-239
PUNT RETURNS: #-YARDS	4-31	8-86
INT RETURNS: #-YARDS	2--3	9-162
KICK RETURN AVERAGE	29.73	15.93
PUNT RETURN AVERAGE	7.75	10.75
INT RETURN AVERAGE	-1.50	18.00
FUMBLES-LOST	9-3	12-5
PENALTIES-YARDS	41-389	36-285
Avg Per Game	55.57	40.71
PUNTS-YARDS	35-1427	33-1178
Avg Per Punt	40.77	35.70
Net Punt Avg	37.17	34.15
KICKOFFS-YARDS	38-2299	41-2393
Avg Per Kick	60.50	58.37
Net Kick Avg	44.21	39.68
TIME OF POSSESSION	03:18:44	03:41:16
Per Game	28:23	31:37
3RD-DOWN CONVERSIONS	36-95	32-94
3rd-Down Pct	37.89 %	34.04 %
4TH-DOWN CONVERSIONS	4-10	9-20
4th-Down Pct	40.00 %	45.00 %
SACKS BY-YARDS	13-85	15-66
MISC YARDS	0	0
TOUCHDOWNS SCORED	24	29
FIELD GOALS-ATTEMPTS	6-8	5-7
ON-SIDE KICKS	0-0	0-0
RED-ZONE SCORES	14-16	23-26
RED-ZONE TOUCHDOWNS	11-16	19-26
PAT-ATTEMPTS	23-23	27-28
ATTENDANCE	10,265	27,882
Dates-Avg Per Date	3-3,422	4-6,971
Neutral Site #-Avg	-	0-0

Conf	Date	Opponent	WL	Score	Record	Time	Attend
	08/31/2023	WIS.-STEVENS POINT	W	77-9	1-0 , 0-0	03:30	3,827
*	09/09/2023	at Southeast Mo. St.	L	7-45	1-1 , 0-1	03:22	7,044
	09/16/2023	at Western Ill.	W	43-40	2-1 , 0-1	03:10	3,548
	09/23/2023	at Illinois State	L	17-48	2-2 , 0-1	03:21	13,391
	09/30/2023	AUSTIN PEAY	L	10-52	2-3 , 0-1	03:47	2,816
*	10/07/2023	TENNESSEE TECH	W	23-0	3-3 , 1-1	03:20	3,622
*	10/14/2023	at Charleston So.	L	10-24	3-4 , 1-2	03:18	3,899

* = Conference game

Score by Quarters	1st	2nd	3rd	4th	Total
Lindenwood	38	62	41	46	187
Opponents	85	56	23	54	218



2023 Lindenwood University Football Overall Statistics (as of Oct 14, 2023)

#	Rushing	GP	ATT	GAIN	LOSS	NET	AVG	TD	LG	AVG/G
21	Gaiimo, Robert	5	81	455	15	440	5.4	3	28	88.00
28	Williams, Justin	5	41	243	5	238	5.8	2	26	47.60
33	Rhodes, Jared	6	44	170	5	165	3.8	1	13	27.50
2	Dugger, Cole	6	38	200	52	148	3.9	1	37	24.67
6	Davis, Carter	4	31	169	63	106	3.4	0	39	26.50
22	Gordon, Von	2	13	100	0	100	7.7	2	28	50.00
13	Justice, Cooper	2	1	12	0	12	12.0	0	12	6.00
12	Bethany, Jalen	6	1	7	0	7	7.0	0	7	1.17
86	Fugitt, Darrin	4	3	4	3	1	0.3	0	4	0.25
	Thomas, Ronnie	7	1	0	6	-6	-6.0	0	0	-0.86
	Team	7	5	0	7	-7	-1.4	0	0	-1.00
Total		7	259	1360	156	1204	4.6	9	39	172.00
Opponents		7	270	1288	159	1129	4.2	12	40	161.29

#	Passing	GP	Rating	COMP-ATT-INT	PCT	YDS	TD	LG	AVG/G
2	Dugger, Cole	6	130.29	80-146-7	54.79 %	1086	10	73	181.00
6	Davis, Carter	4	111.38	24-45-2	53.33 %	280	2	52	70.00
13	Justice, Cooper	2	200.29	4-7-0	57.14 %	80	1	44	40.00
Total		7	128.47	108-198-9	54.55 %	1446	13	73	206.57
Opponents		7	145.76	150-240-2	62.50 %	1798	16	75	256.86

#	Receiving	GP	NO	YDS	AVG	TD	LG	AVG/G
19	Caldwell, Jeff	7	28	519	18.54	7	73	74.14
10	Redd, Spencer	7	12	251	20.92	2	60	35.86
18	Lanckriet, Chase	7	13	211	16.23	1	72	30.14
21	Gaiimo, Robert	5	15	102	6.80	2	20	20.40
	Thomas, Ronnie	7	15	89	5.93	0	20	12.71
	Haerr, Abraham	7	3	67	22.33	0	45	9.57
5	Barclay, Elijah	3	3	58	19.33	0	44	19.33
83	Hahn, Zach	5	4	43	10.75	0	25	8.60
12	Bethany, Jalen	6	5	41	8.20	0	16	6.83
85	Brown, Mason	2	1	23	23.00	0	23	11.50
28	Williams, Justin	5	5	20	4.00	1	8	4.00
86	Fugitt, Darrin	4	2	11	5.50	0	7	2.75
33	Rhodes, Jared	6	2	11	5.50	0	13	1.83
Total		7	108	1446	13.39	13	73	206.57
Opponents		7	150	1798	11.99	16	75	256.86

#	Punt Returns	NO	YRDS	AVG	TD	LG
19	Caldwell, Jeff	2	28	14.00	1	14
10	Redd, Spencer	2	3	1.50	0	3
Total		4	31	7.75	1	14
Opponents		8	86	10.75	0	40

#	Interceptions	NO	YRDS	AVG	TD	LG
1	Blaylock, Taylen	2	-3	-1.50	0	0
Total		2	-3	-1.50	0	0
Opponents		9	162	18.00	1	72

#	Kick Returns	NO	YRDS	AVG	TD	LG
10	Redd, Spencer	11	372	33.82	1	99
1	Blaylock, Taylen	4	74	18.50	0	22
Total		15	446	29.73	1	99
Opponents		15	239	15.93	0	25

#	Fumble Returns	NO	YRDS	AVG	TD	LG
No data to report.						



2023 Lindenwood University Football Overall Statistics (as of Oct 14, 2023)

#	Scoring	TD	FG	KICK	RUSH	PAT RCV	PASS	DXP	SAF	PTS
19	Caldwell, Jeff	8	—	—	—	—	—	—	—	48
43	Seibert, Logan	—	6	23-23	—	—	—	—	—	41
21	Gaimo, Robert	5	—	—	—	—	—	—	—	30
10	Redd, Spencer	3	—	—	—	—	—	—	—	18
28	Williams, Justin	3	—	—	—	—	—	—	—	18
22	Gordon, Von	2	—	—	—	—	—	—	—	12
2	Dugger, Cole	1	—	—	—	1	1-1	—	—	8
18	Lanckriet, Chase	1	—	—	—	—	—	—	—	6
33	Rhodes, Jared	1	—	—	—	—	—	—	—	6
85	Brown, Mason	—	—	—	—	—	—	—	—	0
Total		24	6	23-23	—	1	1-1	—	—	187
Opponents		29	5	27-28	—	—	0-1	—	1	218

#	Field Goals	FGM-FGA	PCT	I20	20-29	30-39	40-49	50+	LG	BLK
43	Seibert, Logan	6-8	75.00 %	0-0	3-3	1-1	2-4	0-0	49	0
Total		6-8	75.00 %	0-0	3-3	1-1	2-4	0-0	49	0
Opponents		5-7	71.43 %	0-1	1-1	3-4	1-1	0-0	40	0

FG Sequence		Lindenwood	Opponents
Wis.-Stevens Point		49	44
Southeast Mo. St.		-	(37)
Western Ill.		-	(38),31,(22)
Illinois State		(21)	-
Austin Peay		(39)	(28)
Tennessee Tech		(49),(23),(41),43	-
Charleston So.		(24)	(40)

Numbers in (parentheses) indicate field goal was made.

#	Total Offense	G	Plays	Rush	Pass	Total	AVG/G
2	Dugger, Cole	6	184	148	1086	1234	205.67
21	Gaimo, Robert	5	81	440	0	440	88.00
6	Davis, Carter	4	76	106	280	386	96.50
28	Williams, Justin	5	41	238	0	238	47.60
33	Rhodes, Jared	6	44	165	0	165	27.50
22	Gordon, Von	2	13	100	0	100	50.00
13	Justice, Cooper	2	8	12	80	92	46.00
12	Bethany, Jalen	6	1	7	0	7	1.17
86	Fugitt, Darrin	4	3	1	0	1	0.25
Thomas, Ronnie		7	1	-6	0	-6	-0.86
Team		7	5	-7	0	-7	-1.00
Total		7	457	1204	1446	2650	378.57
Opponents		7	510	1129	1798	2927	418.14

#	Punting	NO	YDS	AVG	LG	TB	FC	I20	50+	BLK
95	Turner, Patrick	31	1299	41.90	66	2	7	5	5	0
93	Liebau, Arthur	3	97	32.33	37	0	0	0	0	0
Team		1	31	31.00	31	0	0	0	0	1
Total		35	1427	40.77	66	2	7	5	5	1
Opponents		33	1178	35.70	52	1	13	7	2	2

#	Kickoffs	NO	YDS	AVG	TB	OB
43	Seibert, Logan	38	2299	60.5	19	0
Total		38	2299	60.5	19	0
Opponents		41	2393	58.4	16	0

2023 Lindenwood University Football Overall Statistics (as of Oct 14, 2023)

#	All Purpose	G	RUSH	RCV	PR	KR	IR	Total	AVG/G
10	Redd, Spencer	7	0	251	3	372	0	626	89.43
19	Caldwell, Jeff	7	0	519	28	0	0	547	78.14
21	Gaimo, Robert	5	440	102	0	0	0	542	108.40
28	Williams, Justin	5	238	20	0	0	0	258	51.60
18	Lanckriet, Chase	7	0	211	0	0	0	211	30.14
33	Rhodes, Jared	6	165	11	0	0	0	176	29.33
2	Dugger, Cole	6	148	0	0	0	0	148	24.67
6	Davis, Carter	4	106	0	0	0	0	106	26.50
22	Gordon, Von	2	100	0	0	0	0	100	50.00
Thomas, Ronnie		7	-6	89	0	0	0	83	11.86
1	Blaylock, Taylen	7	0	0	0	74	-3	71	10.14
Haerr, Abraham		7	0	67	0	0	0	67	9.57
5	Barclay, Elijah	3	0	58	0	0	0	58	19.33
12	Bethany, Jalen	6	7	41	0	0	0	48	8.00
83	Hahn, Zach	5	0	43	0	0	0	43	8.60
85	Brown, Mason	2	0	23	0	0	0	23	11.50
86	Fugitt, Darrin	4	1	11	0	0	0	12	3.00
13	Justice, Cooper	2	12	0	0	0	0	12	6.00
Team		7	-7	0	0	0	0	-7	-1.00
Total		7	1204	1446	31	446	-3	3124	446.29
Opponents		7	1129	1798	86	239	162	3414	487.71



2023 Lindenwood University Football Overall Statistics (as of Oct 14, 2023)

#	Defensive Leaders	GP	Tackles				Sacks NO-YDS	Pass Defense			Fumbles		Blocked	
			Solo	ASST	TOT	TFL-YDS		INT-YDS	BU	QBH	RCV-YDS	FF	KICK	SAF
20	Stuhlsatz, Ethan	7	31	14	45.0	—	—	—	—	1	1-0	1	—	—
52	Dye, Brenden	7	25	17	42.0	1.5-12	1.5-12	—	1	1	—	—	—	—
11	McGruder, Mann	7	26	12	38.0	1.0-2	—	—	2	—	—	1	—	—
1	Blaylock, Taylen	7	17	9	26.0	3.0-13	—	2--3	—	—	—	—	—	—
40	Griffin, Tyrone	7	17	9	26.0	1.0-1	—	—	2	—	1-0	—	—	—
4	McClendon, Kobe	7	12	14	26.0	9.5-41	6.5-37	—	—	2	1-0	1	—	—
15	Strickland, Sanjay	6	17	9	26.0	1.0-3	—	—	—	—	—	—	—	—
24	Hines, Wesley	7	16	8	24.0	0.5-1	—	—	2	—	—	—	—	—
31	Barnett, Matt	7	10	10	20.0	0.5-1	—	—	—	—	—	—	—	—
23	Edwards, Devon	3	12	7	19.0	3.0-17	1.0-8	—	—	—	—	1	—	—
7	Patrick, Jayden	7	14	4	18.0	—	—	—	3	—	1-0	—	—	—
14	Bell, Tre	7	12	5	17.0	—	—	—	4	—	—	—	—	—
46	Caldwell, Frank	7	9	5	14.0	1.0-14	—	—	3	1	—	—	—	—
30	Wingate, Donnie	7	8	6	14.0	4.0-13	1.5-10	—	—	1	—	1	—	—
3	Bolden, Darion	5	6	5	11.0	—	—	—	3	—	—	—	—	—
51	Stemler, Will	7	4	7	11.0	3.5-20	2.5-18	—	—	—	—	1	—	—
99	Finau, Maika	6	6	4	10.0	0.5-1	—	—	—	—	—	—	—	—
44	Passmore, Tajay	4	8	2	10.0	0.5-0	—	—	—	—	—	—	—	—
38	Lowe, Jayson	3	6	3	9.0	2.5-8	—	—	—	—	—	1	—	—
45	Hetzel, Gus	7	5	3	8.0	—	—	—	1	—	—	—	—	—
56	Mullins, Darion	7	5	3	8.0	1.0-2	—	—	—	2	—	—	—	—
39	Hiatt, Brett	5	4	3	7.0	—	—	—	—	—	—	—	—	—
96	Aletor, Justin	5	3	3	6.0	1.0-5	—	—	—	—	—	—	—	—
42	Desherow, Luke	5	3	3	6.0	—	—	—	—	—	—	—	—	—
92	Rubadue, Jonah	6	4	2	6.0	0.5-0	—	—	—	—	—	—	—	—
26	Anthony, John	5	4	1	5.0	—	—	—	—	—	—	—	1	—
0	Littlejohn, Jayden	5	3	1	4.0	—	—	—	—	—	—	—	—	—
25	Ranson, Traviarius	2	2	2	4.0	—	—	—	1	—	—	—	—	—
68	Becker, Joe	7	2	—	2.0	—	—	—	—	—	—	—	—	—
94	Darrell, Brayden	3	—	2	2.0	0.5-1	—	—	—	—	—	—	—	—
49	Hetzel, Jackson	6	1	1	2.0	—	—	—	—	—	—	—	—	—
55	Kness, Aaron	2	1	1	2.0	1.0-1	—	—	—	—	1-0	—	—	—
18	Lanckriet, Chase	7	2	—	2.0	—	—	—	—	—	—	—	—	—
8	Ale, Moses	1	1	—	1.0	—	—	—	—	—	—	—	—	—
84	Haerr, Abraham	7	1	—	1.0	—	—	—	—	—	—	—	—	—
57	Lewis, Zach	2	—	1	1.0	—	—	—	—	—	—	—	—	—
35	Newkirk, Josh	1	1	—	1.0	—	—	—	—	—	—	—	—	—
59	O'Hara, Nolan	1	1	—	1.0	—	—	—	—	—	—	—	—	—
10	Redd, Spencer	7	1	—	1.0	—	—	—	—	—	—	—	—	—
90	Smith, Jesse	1	1	—	1.0	—	—	—	—	—	—	—	—	—
85	Brown, Mason	2	—	—	—	—	—	—	—	—	—	—	—	—
19	Caldwell, Jeff	7	—	—	—	—	—	—	—	—	—	—	2	—
6	Davis, Carter	4	—	—	—	—	—	—	—	—	—	—	—	—
2	Dugger, Cole	6	—	—	—	—	—	—	—	—	—	—	—	—
21	Gaiamo, Robert	5	—	—	—	—	—	—	—	—	—	—	—	—
22	Gordon, Von	2	—	—	—	—	—	—	—	—	—	—	—	—
33	Rhodes, Jared	6	—	—	—	—	—	—	—	—	—	—	—	—
43	Seibert, Logan	7	—	—	—	—	—	—	—	—	—	—	—	—
TM	Team	7	—	—	—	—	—	—	—	—	—	—	—	—
28	Williams, Justin	5	—	—	—	—	—	—	—	—	—	—	—	—
Total		7	301	176	477.0	37.0-156	13.0-85	2--3	22	8	5-0	7	3	—
Opponents		7	256	166	422.0	35.0-123	15.0-66	9-162	25	16	3-0	2	1	1

LINDENWOOD FOOTBALL RECORD BOOK



EST. 1990



TEAM RECORDS - SINGLE GAME

TOTAL OFFENSE

Most Plays:
98 vs. Culver-Stockton (2000)

Most Yards Gained:
735 vs. Evangel (2010)

RUSHING

Most Rushes:
63 vs. Culver-Stockton (1997)

Most Yards Gained:
417 vs. Northeastern State (2017)

Most Rushing Touchdowns:
8 vs. Culver-Stockton (2010)
8 vs. Kentucky Wesleyan (2021)

PASSING

Most Attempts:
62 vs. Culver-Stockton (2000)

Most Completions:
38 vs. UIndy (2019)

Most Yards Gained:
552 vs. Evangel (2010)

Most Touchdown Passes:
7 vs. William Jewell (2022)
6 vs. Baker (2010)
6 vs. Nebraska-Kearney (2012)
6 vs. William Jewell (2021)

SCORING

Most Points:
90 vs. Culver-Stockton (2010)

Most Points, Both Teams:
113 vs. Lambuth (2008)

Most Points, First Quarter
28 vs. Northwestern (2001)
28 vs. Graceland (2010)
28 vs. Culver-Stockton (2011)

Most Points, Second Quarter
36 vs. Central Methodist (2010)

Most Points, Third Quarter
37 vs. Ottawa (2009)

Most Points, Fourth Quarter
26 vs. Graceland (2011)

Most Points, First Half
56 vs. Wisconsin-Stevens Point (2023)

49 vs. Evangel (2010)
49 vs. Central Methodist (2010)
49 vs. Graceland (2010)
49 vs. Culver-Stockton (2011)

Most Points, Second Half
44 vs. Ottawa (2009)

Most Touchdowns Scored:
13 vs. Culver-Stockton (2010)

Most PAT Made by Kicking:
12 vs. Culver-Stockton (2010)

Most Two-Point Conversions:
2 vs. Benedictine (2008)

Most Field Goals Made:
4 vs. Avila (2007)

ALL-PURPOSE

Most Yards (since 2004):
1046 vs. Culver-Stockton (2010)

TOTAL DEFENSE

Fewest Total Offense Yards Allowed:
77 vs. Central Methodist (2004)

Fewest Rushing Yards Allowed:
-7 vs. Peru State (1992)
-7 vs. Graceland (2011)

Fewest Passing Yards Allowed:
29 vs. Missouri Valley (1991)

Most Sacks Recorded by:
7 vs. Evangel (2004)
7 vs. Taylor (1995)
7 vs. Emporia State (2016)

INTERCEPTIONS

Most Passes Intercepted by:
6 vs. St. Xavier (1993)

Most Yards on Interception Returns:
130 vs. Central Oklahoma (2016)

Most Touchdowns on Interception Returns:
2 vs. Avila (2004)
2 vs. Nebraska-Kearney (2016)

Most Fumble Recoveries:
7 vs. Trinity International (1991)

Most Turnovers:
9 vs. Trinity International (1991)



Hakim Thomas - 2009 National Championship Game



Matt Angell & Rudy Fleming - 2009 vs Ottawa



INDIVIDUAL RECORDS - SINGLE GAME

TOTAL OFFENSE

Most Plays:

74, Cade Brister vs. Central Missouri (2018)
 74, Cade Brister vs. Missouri Western (2018)
 70, Cade Brister vs. UIIndy (2019)
 69, Cade Brister vs. Eastern Illinois (2022)
 68, Cade Brister vs. Central Oklahoma (2018)
 67, Cade Brister vs. Midwestern State (2019)
 64, Cade Brister vs. Northwest Missouri (2019)
 62, Najee Jackson vs. Emporia State (2017)
 62, Cade Brister vs. Eastern Washington (2019)
 61, Cade Brister vs. Northwest Missouri (2018)

Most Yards Gained:

554, Cade Brister vs. UIIndy (2019)
 475, Cade Brister vs. Central Arkansas (2022)
 474, Ben Gomez vs. Nebraska-Kearney (2012)
 458, Philip Staback vs. Baker (2010)
 433, Ben Kisner vs. Morningside (2008)
 426, Cade Brister vs. SEMO (2022)
 418, Philip Staback vs. Missouri Valley (2010)
 415, Cade Brister vs. Central Missouri (2018)
 406, Ben Gomez vs. Evangel (2008)
 406, Cade Brister vs. William Jewell (2022)

RUSHING

Most Rushes:

43, DeDe Dorsey vs. Graceland (2005)
 40, Marceo Haywood vs. Evangel (1999)
 36, Derron Parquet vs. MidAmerica Nazarene (2004)
 35, Adam Saperstein vs. Cumberland (1990)
 35, Adam Saperstein vs. Hardin-Simmons (1991)
 32, Ron Huskey vs. Missouri Valley (2000)
 32, DeDe Dorsey vs. Northwestern (2004)
 31, Sherwin Ellis vs. Northwestern (2003)
 31, Derron Parquet vs. Central Methodist (2004)
 31, Derron Parquet vs. Missouri Valley (2004)
 31, DeDe Dorsey vs. Hastings (2004)
 31, DeDe Dorsey vs. Evangel (2005)

Most Yards Gained

271, DeDe Dorsey vs. Graceland (2005)
 246, DeDe Dorsey vs. Evangel (2005)
 235, Marceo Haywood vs. Butler (1999)
 235, Adam Saperstein vs. Cumberland (1990)
 231, Nash Sutherlin vs. Southwest Baptist (2019)
 228, Denodus O'Bryant vs. Washburn (2012)
 220, Adam Saperstein vs. St. Ambrose (1991)
 215, DeDe Dorsey vs. Culver-Stockton (2004)
 214, Adam Saperstein vs. Hardin-Simmons (1991)
 198, DeDe Dorsey vs. Northwestern (2004)

Most Touchdowns Scored by Rushing:

6, DeDe Dorsey vs. Graceland (2005)
 5, Adam Saperstein vs. Hardin-Simmons (1991)
 5, Cade Brister vs. Kentucky Wesleyan (2021)
 5, Cade Brister vs. Central Arkansas (2022)
 4, Connor Harris vs. Northeastern State (2014)
 3, numerous times

Longest Rush:

88, Denodus O'Bryant vs. Washburn (2012)
 87, Nash Sutherlin vs. Pittsburg State (2018)
 84, Denodus O'Bryant vs. Central Missouri (2011)
 84, Richard Murrell vs. Georgetown (2007)
 82, Denodus O'Bryant vs. Evangel (2009)
 81, Sherwin Ellis vs. Evangel (2003)
 81, Hakeem Abdullah vs. Georgetown (2007)
 80, Donnie Dillard vs. Trinity International (1995)
 80, Wallace Santee vs. Central Methodist (1997)
 80, Denodus O'Bryant vs. Pittsburg State (2012)
 79, DeDe Dorsey vs. Central Methodist (2005)
 79, Denodus O'Bryant vs. Truman State (2012)

PASSING

Most Attempts:

59, Cade Brister vs. UIIndy (2019)
 58, Mike Hofbauer vs. Baker (2000)
 57, Graham Lindman vs. Northwest Missouri (2014)
 55, Dillon Miller vs. Fort Hays (2014)
 54, Graham Lindman vs. Central Oklahoma (2014)
 53, Cade Brister vs. Central Missouri (2018)
 53, Cade Brister vs. Missouri Western (2018)
 53, Cade Brister vs. Northwest Missouri (2019)
 52, Dillon Miller vs. Lincoln (2013)
 52, Dillon Miller vs. Central Missouri (2013)

Most Completions:

38, Cade Brister vs. UIIndy (2019)
 37, Cade Brister vs. Truman State (2019)
 34, Dillon Miller vs. Lincoln (2013)
 32, Ben Kisner vs. Morningside (2008)
 31, Dillon Miller vs. Fort Hays (2014)
 30, Max Brown vs. Benedictine (1997)
 30, Mike Hofbauer vs. Baker (2000)
 31, Cade Brister vs. Missouri Western (2018)
 30, Najee Jackson vs. Emporia State (2017)
 29, Dillon Miller vs. Central Missouri (2013)
 29, Najee Jackson vs. Fort Hays (2017)
 29, Cade Brister vs. Central Missouri (2018)

Most Yards Gained:

541, Cade Brister vs. UIIndy (2019)
 480, Ben Gomez vs. Nebraska-Kearney (2012)
 445, Ben Kisner vs. Morningside (2008)
 439, Mike Hofbauer vs. Baker (2000)
 436, Philip Staback vs. Baker (2010)
 413, Cade Brister vs. Central Arkansas (2022)
 407, Ben Gomez vs. Lincoln (2012)
 406, Ben Kisner vs. Evangel (2008)
 404, Philip Staback vs. Missouri Valley (2010)
 401, Cade Brister vs. McKendree (2019)

Most Touchdown Passes:


6, Philip Staback vs. Baker (2010)
 6, Ben Gomez vs. Nebraska-Kearney (2012)
 5, Max Brown vs. Graceland (1996)
 5, Ben Kisner vs. Lambuth (2008)
 5, Philip Staback vs. Central Methodist (2010)
 5, Philip Staback vs. Avila (2010)
 5, Ben Gomez vs. Lincoln (2012)
 5, Cade Brister vs. Emporia State (2018)
5, Cole Dugger vs. Western Illinois (2023)
5, Cole Dugger vs. William Jewell (2021)



Billy Clark
2007-10



Ben Kisner
2005-08



Hakeem Abdullah
2006-07



Jeff Hynes
2006-09



Alex Robinson - 2011 vs. Central Missouri



Philip Staback - 2009 National Championship Game



Marcel Thompson - 2009 vs. Ottawa



Malach Radigan - 2012 vs. Lincoln

Longest Pass:

- 88, Cory Nessler to Mark Henrie vs. Peru State (1994)
- 87, Dillon Miller to Denodus O'Bryant vs. Pittsburg State (2012)
- 85, Emilia Salazar to George Mumphard (2004)
- 85, Mason Bendigo to DeSean Warren vs. Pittsburg St.(2016)
- 83, Dillon Miller to Andrew Helmick vs. Winona State (2012)
- 83, Dillon Miller to Alex Robinson vs. Central Missouri (2013)
- 82, John Uribe to Andrew Helmick vs. Azusa Pacific (2011)
- 80, Bryce MacDonald to Jim Paddock vs. Okla. Panhandle (1992)
- 80, Dillon Miller to Denodus O'Bryant vs. Pittsburg State (2012)
- 80, Allen Thigpen to DeSean Warren vs. Fort Hays St.(2016)

RECEIVING

Most Passes Caught:

- 16, Jaron Alexander vs. Central Missouri (2013)
- 15, Mike Wyrick vs. Culver-Stockton (2000)
- 14, Deantrell Prince vs. Washburn (2016)
- 12, Dominic Peterson vs. Culver-Stockton (2007)
- 11, Mario Patton vs. St. Xavier (1995)
- 11, Jamere Holland vs. Missouri Valley (2010)
- 11, Jaron Alexander vs. Central Missouri (2014)
- 11, Erik Henneman vs. Truman State (2019)
- 10, numerous times

Most Yards Gained:

- 218, Andrew Helmick vs. Missouri Southern (2012)
- 213, Andrew Helmick vs. Truman State (2012)
- 201, Andrew Helmick vs. Winona State (2012)
- 200, Andrew Helmick vs. Nebraska-Kearney (2012)
- 200, Payton Rose vs. William Jewell (2022)
- 185, Jeff Caldwell vs. Western Illinois (2023)**
- 184, George Mumphard vs. MidAmerica Nazarene (2005)
- 180, Payton Rose vs. Keiser (2022)
- 177, Payton Rose vs. Quincy (2019)
- 176, Carlton Rivers vs. Benedictine (1996)
- 175, Deantrell Prince vs. Fort Hays (2017)
- 174, Mike Wyrick vs. Culver-Stockton (2000)
- 174, Matt Bramow vs. Evangel (2010)

Most Touchdown Passes Caught:


- 4, Jeff Caldwell vs. Western Illinois (2023)**
- 4, Erik Henneman vs. Missouri Southern (2018)
- 3, Mario Patton vs. Graceland (1996)
- 3, Mark Henrie vs. Olivet Nazarene (1994)
- 3, Andrew Helmick vs. Texas A&M-Kingsville (2011)
- 3, Andrew Helmick vs. Kansas Wesleyan (2011)
- 3, Andrew Helmick vs. Missouri Southern (2012)
- 3, Erik Henneman vs. Truman State (2019)
- 3, Payton Rose vs. Quincy (2019)
- 3, Payton Rose vs. William Jewell (2021)
- 3, Payton Rose vs. William Jewell (2022)
- 3, Payton Rose vs. McKendree (2022)
- 3, Jeff Caldwell vs. William Jewell (2022)**
- 2, numerous times




Erik Henneman
2017-19



Rudy Fleming
2008-09



Matt Bramow
2008-10



Dillon Miller
2012-14

**PUNTING***Longest Punt:*

- 81, Zac Atterberry vs. William Jewell (2004)
 76, Reggie Kratzer vs. Central Methodist (1999)
 75, Zac Atterberry vs. Graceland (2006)
 72, Zac Atterberry vs. MidAmerica Nazarene (2007)
 71, Zac Atterberry vs. Culver-Stockton (2004)

INTERCEPTIONS*Most Interceptions:*

- 3, Bakari Triggs vs. Central Oklahoma (2016)
 3, Kai Ross vs. Quincy (2021)
 2, numerous times

Most Yards on Interception Returns:

- 125, Derek Coxson vs. Evangel (2006)
 123, Bakari Triggs vs. Central Oklahoma (2016)
 100, Larry Gladney vs. Culver-Stockton (2006)
 99, Tyler Kasper vs. Georgetown (2007)
99, Darion Bolden vs. Murray State (2022)
 96, Jared Shoemaker vs. Central Methodist (2005)
 96, Justin Broome vs. Saint Joseph's (2011)
 85, Blake Conreaux vs. Graceland (2008)
 82, Logen Wright vs. Central Methodist (2006)
 82, Drew Seers vs. Pittsburg State (2018)

Longest Interception Return:

- 100, Larry Gladney vs. Culver-Stockton (2006)
 100, Derek Coxson vs. Evangel (2006)
99, Darion Bolden vs. Murray State (2022)
 96, Jared Shoemaker vs. Central Methodist (2005)
 94, Justin Broome vs. Saint Joseph's (2011)
 85, Blake Conreaux vs. Graceland (2008)
 82, Logen Wright vs. Central Methodist (2006)
 82, Drew Seers vs. Pittsburg State (2018)
 80, Jim Paddock vs. Southwestern (1990)
 79, Cody Fogle vs. Culver-Stockton (2010)

PUNT RETURNS*Most Punt Returns:*

- 6, Thomas Christian vs. Evangel (2007)
 5, Julian Smith vs. MidAmerica Nazarene (1996)
 5, Julian Smith vs. Georgetown (1993)
 5, Mike Bunton vs. Graceland (2011)
 5, Mike Bunton vs. Missouri S&T (2011)
 5, Wesley Thomas vs. Pittsburg State (2016)
 4, numerous times

Most Yards on Punt Returns:

- 116, Adam Saperstein vs. Missouri Valley (1991)
 113, Mike Bunton vs. Graceland (2011)
 100, Jamere Holland vs. Culver-Stockton (2010)
 98, Mike Bunton vs. Texas A&M-Kingsville (2011)
 92, Mike Bunton vs. Graceland (2011)
 89, Cornelius Campbell vs. Graceland (1999)
 86, Jamere Holland vs. Central Methodist (2010)
 85, Adam Saperstein vs. Lane (1991)
 85, Julian Smith vs. Midland Lutheran (1995)
 84, Damian James vs. Culver-Stockton (2009)

Longest Punt Return:

- 90, Mike Bunton vs. Saint Joseph's (2011)
 89, Cornelius Campbell vs. Graceland (1999)
 85, Adam Saperstein vs. Lane (1991)
 85, Julian Smith vs. Midland Lutheran (1995)
 84, Jamere Holland vs. Central Methodist (2010)
 80, Therman McGowan vs. Culver-Stockton (2011)
 79, Damian James vs. Culver-Stockton (2009)
 77, Mike Bunton vs. Texas A&M-Kingsville (2011)
 76, Andrew Helmick vs. Missouri Southern (2012)
 72, Adam Saperstein vs. Missouri Valley (1991)

KICKOFF RETURNS*Most Kickoff Returns:*

- 8, Lavarrie Johnson vs. Northwest Missouri (2014)
 6, Bobby Mason vs. Benedictine (2005)
 6, Tobias vs. Evangel (2000)
 6, Julian Smith vs. Findlay (1995)
 6, Lavarrie Johnson vs. Pittsburg State (2015)
 6, Cameron Sanders vs. Central Oklahoma (2018)
6, Spencer Redd vs. Eastern Washington (2019)

Most Yards on Kickoff Returns:

- 198, Cameron Sanders vs. Central Oklahoma (2018)
165, Spencer Redd vs. Missouri S&T (2019)
163, Spencer Redd vs. Quincy (2021)
157, Spencer Redd vs. Quachita Baptist (2019)
 153, Bakari Triggs vs. Missouri Western (2016)
 144, Tony Tobias vs. Evangel (2000)
 143, McCray Harris vs. Missouri Valley (2006)
 142, Denodus O'Bryant vs. Central Missouri (2012)
 140, Nate Orlando vs. Carroll (2008)
137, Spencer Redd vs. Davenport (2019)

Longest Kickoff Return:

- 100, Andrew Helmick vs. Central Oklahoma (2011)
 100, Denodus O'Bryant vs. Central Missouri (2012)
99, Spencer Redd vs. Tennessee Tech (2023)
 99, Bakari Triggs vs. Missouri Western (2017)
 97, Tony Tobias vs. Olivet Nazarene (2000)
 97, McCray Harris vs. Missouri Valley (2006)
 97, Lavarrie Johnson vs. Washburn (2014)
97, Spencer Redd vs. Quachita Baptist (2019)
97, Spencer Redd vs. Quincy (2021)
 95, Denodus O'Bryant vs. Benedictine (2010)

ALL-PURPOSE YARDS*Most Yards (since 2004):*

- 328, Andrew Helmick vs. Missouri Southern (2012)
 311, Denodus O'Bryant vs. Pittsburg State (2012)
 307, Denodus O'Bryant vs. Benedictine (2010)
 278, Denodus O'Bryant vs. Washburn (2012)
 273, Denodus O'Bryant vs. Culver-Stockton (2010)
 271, Denodus O'Bryant vs. Central Missouri (2012)
 271, DeDe Dorsey vs. Graceland (2005)
 266, Hakeem Abdullah vs. Central Methodist (2007)
 264, Andrew Helmick vs. Truman (2012)
 255, Denodus O'Bryant vs. Carroll (2009)



Sterling Thomas
 2012-15



Billy Ray Uren
 2005-09



Matt Bramow - 2009 National Championship Game



Connor Harris - 2016 vs. Missouri Southern



Justin Broome - 2011 vs. Central Missouri



Denver Price - 2008 vs Lambuth

SCORING

Most Points Scored:

- 36, DeDe Dorsey vs. Graceland (2005)
- 30, Adam Saperstein vs. Hardin-Simmons (1991)
- 30, Cade Brister vs. Kentucky Wesleyan (2021)
- 30, Cade Brister vs. Central Arkansas (2022)
- 24, Adam Saperstein vs. Lane (1991)
- 24, Nate Orlando vs. Culver-Stockton (2010)
- 24, Andrew Helmick vs. Missouri Southern (2012)
- 24, Connor Harris vs. Northeastern State (2014)
- 24, Jeff Caldwell vs. Western Illinois (2023)**
- 18, numerous times

Most Touchdowns Scored:

- 6, DeDe Dorsey vs. Graceland (2005)
- 5, Adam Saperstein vs. Hardin-Simmons (1991)
- 5, Cade Brister vs. Kentucky Wesleyan (2021)
- 5, Cade Brister vs. Central Arkansas (2022)
- 4, Adam Saperstein vs. Lane (1991)
- 4, Nate Orlando vs. Culver-Stockton (2010)
- 4, Andrew Helmick vs. Missouri Southern (2012)
- 4, Connor Harris vs. Northeastern State (2014)
- 4, Jeff Caldwell vs. Western Illinois (2023)**
- 3, numerous times

Most Field Goals Made:

- 4, Halley Ferrell vs. Avila (2007)
- 3, Halley Ferrell vs. Baker (2007)
- 3, Halley Ferrell vs. Central Methodist (2007)
- 3, Dante Buscaglia vs. Baker (2000)
- 3, Dante Buscaglia vs. Culver-Stockton (1998)
- 3, Steve Pinkerton vs. Southwest Minnesota State (1992)
- 3, James Neal vs. William Jewell (2010)
- 3, James Neal vs. Texas A&M-Kingsville (2011)
- 3, James Neal vs. Washburn (2012)
- 3, Logan Seibert vs. Tennessee Tech (2023)**
- 3, Travis Spraul vs. Washburn (2017)
- 3, Logan Seibert vs. Houston Baptist (2022)**

Most Extra Points Made by Kicking:

- 11, Logan Seibert vs. Wisconsin-Stevens Point (2023)**
- 11, James Neal vs. Graceland (2010)
- 10, Dante Buscaglia vs. Central Methodist (1999)
- 10, Halley Ferrell vs. William Jewell (2009)
- 10, James Neal vs. Culver-Stockton (2011)
- 9, Logan Seibert vs. McKendree (2022)**
- 9, Halley Ferrell vs. Evangel (2009)
- 9, Halley Ferrell vs. Central Methodist (2009)
- 8, several times

Most Extra Points Attempted by Kicking:

- 11, Logan Seibert vs. Wisconsin-Stevens Point (2023)**
- 11, James Neal vs. Graceland (2010)
- 10, Dante Buscaglia vs. Central Methodist (1999)
- 10, Halley Ferrell vs. Culver-Stockton (2009)
- 10, Halley Ferrell vs. William Jewell (2009)
- 10, James Neal vs. Culver-Stockton (2011)
- 9, several times

Most Points Scored by Kicking:

- 18, Halley Ferrell vs. Avila (2007)
- 16, Dante Buscaglia vs. Central Methodist (1999)
- 14, Halley Ferrell vs. Baker (2007)
- 14, James Neal vs. Pittsburg State (2012)
- 13, Dante Buscaglia vs. Culver-Stockton (1998)
- 13, Halley Ferrell vs. MidAmerica Nazarene (2009)
- 13, Halley Ferrell vs. William Jewell (2009)
- 13, James Neal vs. Kansas Wesleyan (2011)
- 13, Logan Seibert vs. William Jewell (2021)**
- 12, Halley Ferrell vs. Central Methodist (2007)
- 12, Halley Ferrell vs. Central Methodist (2009)
- 12, Logan Seibert vs. Southwest Baptist (2021)**

Longest Field Goal:

- 52, Steve Pinkerton vs. Southwest Minnesota State (1992)
- 50, Logan Seibert vs. Southwest Baptist (2021)**
- 50, Halley Ferrell vs. Avila (2007)
- 49, Logan Seibert vs. Tennessee Tech (2023)**
- 48, Zac Atterberry vs. Baker (2005)
- 47, Dante Buscaglia vs. Graceland (1999)
- 47, Logan Seibert vs. McKendree (2021)**
- 46, Steve Pinkerton vs. Southwest Minnesota State (1992)
- 46, Halley Ferrell vs. Central Methodist (2007)
- 45, Steve Pinkerton vs. Campbellsville (1992)
- 45, Dante Buscaglia vs. Graceland (1999)
- 45, Dante Buscaglia vs. Baker (2000)
- 45, Logan Seibert vs. Murray State (2022)**




Erik Henneman - 2019 vs. Truman State



Jamere Holland
2010



Parks Peterson
2009-10



Halley Farrell
2006-09



TEAM RECORDS - SINGLE SEASON



Mike Errante
2006-09

TOTAL OFFENSE

Most Plays:
941 (2019)

Most Plays Per Game:
76.0 (2018)

Most Yards Gained:
6894 (2009)

Most Yards Gained Per Game:
551.5 (2010)

Highest Average Gain Per Attempt:
12.4 (2010)

Highest Average Gain Per Completion:
17.3 (2010)

Highest Percentage Completed:
.719 (2010)

Most Touchdown Passes
42 (2010)

Most Touchdown Passes Per Game:
3.8 (2010)

PUNTING

Highest Punting Average:
42.0 (2010)

SCORING

Most Points:
744 (2009)

Most Points Per Game:
53.1 (2009)

ALL-PURPOSE YARDS

Most Yards (since 2004):
8891 (2009)

Most Yards/Game (since 2004):
688.3 (2010)

TOTAL DEFENSE

Fewest Yards Allowed:
2981 (2004)

Fewest Yards Allowed Per Game:
248.4 (2004)

Lowest Average Yards Allowed Per Play:
3.68 (2004)

RUSHING DEFENSE

Fewest Yards Allowed:
1146 (2004)

Fewest Yards Allowed Per Game:
95.5 (2004)

Lowest Average Yards Allowed Per Rush:
2.43 (2004)

PASS DEFENSE

Fewest Yards Allowed:
1476 (1995)

Fewest Yards Allowed Per Game:
134.2 (1995)

Fewest Yards Allowed Per Attempt:
5.42 (2004)

Fewest Yards Allowed Per Completion:
10.11 (2007)

Lowest Completion Percentage Allowed:
.469 (1995)

Most Passes Intercepted by:
23 (2008)
23 (2009)

Most Passes Intercepted by Per Game:
1.77 (2008)

Most Touchdowns on Interception Returns:
4 (2008)
4 (2009)

SCORING DEFENSE

Fewest Points Allowed:
152 (2004)

Fewest Points Allowed Per Game:
12.7 (2004)

Most Points Allowed:
397 (1994)

Most Points Allowed Per Game:
39.7 (1994)

MISCELLANEOUS

Most Consecutive Victories
13 (2009)

Most Consecutive Games Without Being Shut Out:
99 (2003-2011)

Most Overtimes in a Single Game:
2 (2005 vs. Missouri Valley)

Most Shutouts:
2 (1991 and 1995)



TJ Prell
2007-09

Highest Average Gain Per Play:
8.9 (2010)

RUSHING

Most Rushes:
506 (2004)

Most Rushes Per Game Average:
42.2 (2004)

Most Yards Gained:
2796 (2009)

Most Yards Gained Per Game:
199.7 (2009)

Highest Average Gain Per Rush:
6.7 (2009)

Most Rushing Touchdowns:
49 (2009)

PASSING

Most Attempts:
545 (2019)

Most Attempts Per Game:
44.5 (2014)

Most Completions:
340 (2019)

Most Completions Per Game:
26.2 (2019)

Most Yards Gained:
4098 (2009)

Most Yards Gained Per Game:
358.7 (2010)



Malach Radigan
2009-12



Brian Schaefering
2007



INDIVIDUAL RECORDS - SINGLE SEASON

TOTAL OFFENSE

Most Plays:

658, Cade Brister (2019)
 588, Cade Brister (2018)
 501, Cade Brister (2022)
 455, Najee Jackson (2017)
 430, Ben Kisner (2008)
 421, Philip Staback (2009)
 378, Ben Kisner (2007)
 335, Dillon Miller (2013)
 332, Graham Lindman (2014)
 325, John Uribe (2011)

Most Yards Gained:

4324, Cade Brister (2019)
 3671, Cade Brister (2022)
 3596, Philip Staback (2009)
 3554, Ben Kisner (2008)
 3442, Philip Staback (2010)
 2982, Cade Brister (2018)
 2583, Najee Jackson (2017)
 2569, Ben Kisner (2007)
 2263, Dillon Miller (2013)
 2022, John Uribe (2011)

Most Touchdowns Responsible For:

46, Cade Brister (2019)
 42, Philip Staback (2009)
 38, Cade Brister (2022)
 36, Philip Staback (2010)
 33, Ben Kisner (2008)
 27, Cade Brister (2018)
 24, Denodus O'Bryant (2009)
 21, Ben Kisner (2007)
 20, Najee Jackson (2017)
 19, John Uribe (2011)
 18, DeDe Dorsey (2005)
 18, Emilia Salazar (2004)

RUSHING

Most Rushes:

280, DeDe Dorsey (2005)
 219, Adam Saperstein (1990)
 210, Marceo Haywood (1998)
 199, Hakeem Abdullah (2007)
 198, Denodus O'Bryant (2012)
 191, Cade Brister (2018)
 158, Cade Brister (2019)
 155, Derron Parquet (2004)
 151, Dario Camacho (2008)
 150, David Goodwill (1994)

100-yard rushing games:

8, DeDe Dorsey (2005)

200-yard rushing games:

2, DeDe Dorsey (2005)
 2, Adam Saperstein (1991)

Most Yards Gained:

1600, DeDe Dorsey (2005)
 1509, Marceo Haywood (1999)
 1205, Denodus O'Bryant (2012)
 1155, Hakeem Abdullah (2007)
 1136, Adam Saperstein (1991)
 1130, Marceo Haywood (1998)
 1059, Adam Saperstein (1990)
 1000, Denodus O'Bryant (2009)
 899, Hakeem Abdullah (2006)
 841, DeDe Dorsey (2004)

Most Rushing Touchdowns Scored:

16, DeDe Dorsey (2005)
 15, Marceo Haywood (1998)
 15, Denodus O'Bryant (2009)
 13, Marceo Haywood (1999)
 13, Dario Camacho (2008)
 12, Adam Saperstein (1991)
 12, Nate Orlando (2010)
 11, Hakeem Abdullah (2007)
 11, Richard Murrell (2007)
 11, Denodus O'Bryant (2012)
 11, Cade Brister (2022)
11, Robert Giaimo (2021)

PASSING

Most Attempts:

527, Cade Brister (2019)
 411, Ben Kisner (2008)
 397, Cade Brister (2018)
 351, Philip Staback (2009)
 351, Najee Jackson (2017)
 349, Ben Kisner (2007)
 322, Cade Brister (2022)
 319, Dillon Miller (2013)
 301, Graham Lindman (2014)
 271, John Uribe (2011)

Most Completions:

332, Cade Brister (2019)
 263, Ben Kisner (2008)
 237, Philip Staback (2009)
 232, Cade Brister (2022)
 227, Cade Brister (2018)
 210, Ben Kisner (2007)
 194, Dillon Miller (2013)
 194, Najee Jackson (2017)
 189, Philip Staback (2010)
 165, John Uribe (2011)

Most Yards Gained:

3779, Cade Brister (2019)
 3655, Ben Kisner (2008)
 3381, Philip Staback (2009)
 3329, Philip Staback (2010)
 2796, Cade Brister (2022)
 2549, Ben Kisner (2007)
 2433, Cade Brister (2018)
 2366, Najee Jackson (2017)
 2334, Dillon Miller (2013)
 2204, John Uribe (2011)

Most Touchdown Passes:

39, Cade Brister (2019)
 36, Philip Staback (2009)
 34, Philip Staback (2010)
 33, Ben Kisner (2008)
 27, Cade Brister (2022)
 21, Cade Brister (2018)
 19, Ben Kisner (2007)
 19, John Uribe (2011)
 18, Emilia Salazar (2004)
 16, Cory Nessler (1994)
 16, Max Brown (1996)
 16, Najee Jackson (2017)

200-yard passing games:

11, Ben Kisner (2008)
 11, Philip Staback (2009)

300-yard passing games:

8, Cade Brister (2022)
 6, Philip Staback (2010)

400-yard passing games:

2, Ben Kisner (2008)
 2, Philip Staback (2010)
 2, Ben Gomez (2012)
 2, Cade Brister (2019)



Andrew Helmick - 2012 vs. Nebraska-Kearney

**RECEIVING***Most Passes Caught:*

72, Najee Jackson (2019)
 69, Kendell Sparks (2016)
 67, Rudy Fleming (2008)
 66, Andrew Helmick (2012)
 64, Payton Rose (2019)
 61, Payton Rose (2022)
 63, Erik Henneman (2019)
 60, Nash Sutherlin (2019)
 58, Mario Patton (1995)
 57, Rudy Fleming (2009)

Most Yards Gained:

1363, Andrew Helmick (2012)
 1168, Payton Rose (2019)
 1149, Payton Rose (2022)
 1056, Rudy Fleming (2008)
 980, Rudy Fleming (2009)
 901, Andrew Helmick (2011)
 899, Jamere Holland (2010)
 893, Matt Bramow (2010)
 844, Marcel Thompson (2009)
 837, George Mumphard (2004)

Most Touchdown Passes Caught:

15, Payton Rose (2019)
 14, Andrew Helmick (2012)
 12, Payton Rose (2022)
 12, Matt Bramow (2009)
 12, Andrew Helmick (2011)
 11, Rudy Fleming (2008)
 11, Matt Bramow (2010)
 10, Erik Henneman (2019)
 9, Steven Kennedy (2004)
 9, George Mumphard (2004)
 9, Erik Henneman (2018)
 9, Payton Rose (2021)
 9, Payton Rose (2022)
 8, numerous times

100-yard receiving games:

7, Payton Rose (2022)
 6, Andrew Helmick (2012)

200-yard receiving games:

4, Andrew Helmick (2012)

PUNTING*Highest Average (min. 20 punts):*

44.4, Matt Klingler (2015)

INTERCEPTIONS*Most Interceptions:*

9, Pierre Desir (2012)
 6, Brandon Gould (2009)
 6, Marcus Klund (2003)
 6, Bakari Triggs (2016)

6, Kai Ross (2021)

5, Marcus Klund (2004)

5, Brandon Gould (2008)

5, Drew Seers (2021)

4, numerous times

5, Drew Seers (2021)

4, numerous times

Most Yards on Interception Returns:

203, Justin Broome (2011)
 174, Bakari Triggs (2016)
 125, Derek Coxson (2006)
 122, Jared Shoemaker (2007)
 112, Brandon Gould (2008)
 104, Damian James (2009)
 100, Larry Gladney (2006)
 99, Tyler Kasper (2007)
99, Darion Bolden (2022)
 96, Jared Shoemaker (2005)

PUNT RETURNS*Most Punt Returns:*

28, Mike Bunton (2011)
 25, Thomas Christian (2007)
 25, Ricky McCoy (2019)
 21, Rudy Fleming (2008)
 21, Bobby Mason (2005)
 20, Wesley Thomas (2016)
19, Spencer Redd (2021)
 16, Adam Saperstein (1991)
 16, Kendell Sparks (2017)
 15, Ricky Moore (2006)
 15, Tre' Roby (2015)

Most Yards of Punt Returns:

508, Mike Bunton (2011)
 328, Thomas Christian (2007)
 254, Adam Saperstein (1991)
231, Spencer Redd (2021)
 230, Jamere Holland (2010)
 228, Bobby Mason (2005)
 223, Rudy Fleming (2008)
 197, Kendell Sparks (2017)
 196, Therman McGowan (2011)
 191, Ricky McCoy (2019)

Most Touchdowns Scored on Punt Returns:


3, Mike Bunton (2011)
 3, Therman McGowan (2011)

KICKOFF RETURNS*Most Kickoff Returns:*


35, Spencer Redd (2019)
 29, Cameron Sanders (2018)
 24, Julian Smith (1994)
23, Spencer Redd (2021)
 20, Lavarrie Johnson (2014)
 20, Bakari Triggs (2015)
 19, Lavarrie Johnson (2015)
 19, Kendell Sparks (2017)
 16, numerous times



Bakari Triggs
 2015-17



Najee Jackson
 2016-19



Christian Golder
 2011



Dan Carlisle
 2006-10

Most Yards on Kickoff Returns:

910, Spencer Redd (2019)
678, Spencer Redd (2021)
 616, Cameron Sanders (2018)
 477, Denodus O'Bryant (2009)
 469, Kendell Sparks (2016)
 450, McCray Harris (2006)
 450, Julian Smith (1994)
 421, Mike Bunton (2008)
 401, Lavarrie Johnson (2014)
 399, Bakari Triggs (2015)

Most Touchdowns Scored on Kickoff Return:

4, Denodus O'Bryant (2009)

ALL-PURPOSE*Most Yards (since 2004):*

2042, Denodus O'Bryant (2012)
 1853, DeDe Dorsey (2005)
 1805, Andrew Helmick (2012)
 1793, Hakeem Abdullah (2007)
 1751, Denodus O'Bryant (2009)
 1620, Denodus O'Bryant (2010)
 1429, Nash Sutherlin (2019)
 1407, Jamere Holland (2010)
 1343, Rudy Fleming (2008)
 1323, Cameron Sanders (2018)

SCORING*Most Points Scored:*

144, Denodus O'Bryant (2009)
 116, Halley Ferrell (2009)
 108, DeDe Dorsey (2005)
 102, Marceo Haywood (1998)
 102, Denodus O'Bryant (2010)
 98, Halley Ferrell (2007)
 96, Dario Camacho (2008)
 96, Andrew Helmick (2012)
 90, Adam Saperstein (1991)
 90, Denodus O'Bryant (2012)
 90, Payton Rose (2019)

Most Touchdowns Scored:

24, Denodus O'Bryant (2009)
 18, DeDe Dorsey (2005)
 17, Marceo Haywood (1998)
 17, Denodus O'Bryant (2010)
 16, Rudy Fleming (2008)
 16, Andrew Helmick (2012)
 15, Adam Saperstein (1991)
 15, Denodus O'Bryant (2012)
15, Payton Rose (2019)
 14, Marceo Haywood (1999)
 14, Hakeem Abdullah (2007)

Most Consecutive Games Scoring a Touchdown:

12, Marceo Haywood (1998-99)*
 * scored in all 10 games in 1999


Most Field Goals Made:

17, Halley Ferrell (2007)

Most Extra Points Made by Kicking:

92, Halley Ferrell (2009)

DEFENSE
Tackles (since 2004):

 184, Connor Harris (2015)
 175, Drew Seers (2019)
 152, Connor Harris (2014)
 138, Connor Harris (2016)
 131, Drew Seers (2021)
 126, Connor Harris (2012)
 120, Grady Daniels (2019)
 108, Darrius Williams (2018)
 103, Grady Daniels (2018)
 100, Darrius Williams (2017)

Solo Tackles (since 2004):

 86, Connor Harris (2015)
 83, Connor Harris (2014)
 76, Drew Seers (2019)
 74, Connor Harris (2016)
 66, Grady Daniels (2019)
 63, Darrius Williams (2017)
 61, Wesley Thomas (2016)
 60, Connor Harris (2012)
 57, Drew Seers (2021)
 56, Brandon Gould (2008)



Assisted Tackles (since 2004):

 99, Drew Seers (2019)
 98, Connor Harris (2015)
 74, Drew Seers (2021)
 69, Connor Harris (2014)
 66, Connor Harris (2012)
 64, Connor Harris (2016)
 56, Jake Sharp (2005)
 54, Donald Cayton (2004)
 54, Grady Daniels (2019)
 53, Darrius Williams (2018)

Tackles for Loss (since 2004):

 17.0, Drew Seers (2019)
 15.0, Mike Sullivan (2004)
 14.5, Jeremy Coley (2007)
 14.5, Dino Morales (2004)
 13.0, T.J. Prell (2009)
 13.0, Tayvian Weary (2019)
 12.5, Connor Harris (2015)
 12.5, Drew Seers (2018)
 11.5, Joe Day (2012)
 11.5, Jonathan Harris (2018)

Connor Harris
 2012-16

Logen Wright
 2005-09

Zac Atterberry
 2004-07

Matt Klingler
 2014-15

Sacks (since 2004):

 7.5, Billy Ray Uren (2008)
 7.5, Tayvian Weary (2019)
 7.0, Dino Morales (2004)
 6.5, Mike Sullivan (2004)
 6.5, Mike Sullivan (2005)
 6.5, Brian Schaefering (2007)
 6.0, Joe Day (2012)
 6.0, Cody Reider (2011)
 6.0, Cody Reider (2012)
 6.0, Jonathan Harris (2016)
 6.0, Jonathan Harris (2018)

Fumble Recoveries (since 2004):

4, Dan Carlisle (2007)

Fumble Return Yards (since 2004):

 70, Hakim Thomas (2009)
 62, Logen Wright (2006)
 48, Stephen Frichtl (2008)
 48, DeDe Dorsey (2004)
 46, Chris Howard (2011)
 46, Wesley Thomas (2016)

Forced Fumbles (since 2009):

 3, Nick Tepea (2010)
 3, Alex Meraz (2009)

Blocked Kicks (since 2004):

4, Logen Wright (2009)

INDIVIDUAL RECORDS - CAREER
TOTAL OFFENSE
Most Plays:

 2080, Cade Brister (2018-2022)
 1192, Ben Kisner (2005-08)
 704, Philip Staback (2009-10)
 633, Dillon Miller (2012-14)
 462, Najee Jackson (2017-19)
 449, Denodus O'Bryant (2009-12)
 409, Mason Bendigo (2015-18)
 389, Nash Sutherlin (2017-)
 375, DeDe Dorsey (2004-05)
 332, Graham Lindman (2014)

Most Yards Gained:

 12873, Cade Brister (2018-2022)
 8359, Ben Kisner (2005-08)
 7038, Philip Staback (2009-10)
 4366, Dillon Miller (2012-14)
 3237, Denodus O'Bryant (2009-12)
 2655, Najee Jackson (2017-19)
 2273, DeDe Dorsey (2004-05)
 2266, Mason Bendigo (2015-18)
 2024, Ben Gomez (2012-13)
 2022, John Uribe (2011)

RUSHING
Most Rushes:

 608, Cade Brister (2018-2022)
 449, Denodus O'Bryant (2009-12)
 405, DeDe Dorsey (2004-05)
 389, Nash Sutherlin (2017-)
 348, Hakeem Abdullah (2006-07)
 268, Nate Orlando (2007-08, 10)
 255, Calen Campbell (2015-17)
 250, Lavarrie Johnson (2014-15)
 237, Marvin Byrd (2011-14)
 219, Adam Saperstein (1990)

Most Yards Gained:

 3237, Denodus O'Bryant (2009-12)
 2639, Marceo Haywood (1998-99)
 2441, DeDe Dorsey (2004-05)
 2195, Adam Saperstein (1990-91)
 2024, Cade Brister (2018-2022)
 2054, Hakeem Abdullah (2006-07)
 2008, Nash Sutherlin (2017-)
 1458, Nate Orlando (2007-08, 10)
 1407, Cecil Severado (1995-97)
 1301, Calen Campbell (2015-17)

Most Touchdowns Scored:

 38, Denodus O'Bryant (2009-12)
 31, Cade Brister (2018-2022)
 28, Marceo Haywood (1998-99)
 25, DeDe Dorsey (2004-05)
 20, Richard Murrell (2007, 09)
 19, Nate Orlando (2007-08, 10)
 17, Adam Saperstein (1990-91)
 17, Marvin Byrd (2011-14)
 16, Hakeem Abdullah (2006-07)
 16, Nash Sutherlin (2017-2021)
 13, Cecil Severado (1995-97)
 13, Dario Camacho (2008)
 13, Calen Campbell (2015-17)

PASSING
Most Attempts:

 1472, Cade Brister (2018-2022)
 1095, Ben Kisner (2005-08)
 605, Dillon Miller (2012-14)
 602, Philip Staback (2009-10)
 487, Cory Nesslage (1993-95)
 358, Mason Bendigo (2015-18)
 353, Najee Jackson (2017-19)
 301, Graham Lindman (2014)
 271, John Uribe (2011)
 259, Ben Gomez (2012-13)

*Most Completions:*

929, Cade Brister (2018-2022)
 638, Ben Kisner (2005-08)
 426, Philip Staback (2009-10)
 356, Dillon Miller (2012-14)
 254, Cory Nesslage (1993-95)
 196, Najee Jackson (2017-19)
 170, Mason Bendigo (2015-18)
 165, John Uribe (2011)
 155, Ben Gomez (2012-13)
 155, Graham Lindman (2014)



Brandon Gould - 2009 National Championship Game

Most Yards Gained:

10849, Cade Brister (2018-)
 8546, Ben Kisner (2005-08)
 7214, Max Brown (1995-98)
 6710, Philip Staback (2009-10)
 4440, Dillon Miller (2012-14)
 3155, Cory Nesslage (1993-95)
 2445, Najee Jackson (2017-19)
 2259, Mason Bendigo (2015-18)
 2204, John Uribe (2011)
 2189, Ben Gomez (2012-13)





Donald Collier - 2011 vs. Culver-Stockton

Most Touchdown Passes:

97, Cade Brister (2018-2022)
 70, Philip Staback (2009-10)
 69, Ben Kisner (2005-08)
 50, Max Brown (1995-98)
 30, Dillon Miller (2012-14)
 23, Cory Nesslage (1993-95)
 19, John Uribe (2011)
 18, Mason Bendigo (2015-18)
 18, Najee Jackson (2017-19)
 17, Emilia Salazar (2004)
 17, Ben Gomez (2012-13)

RECEIVING*Most Passes Caught:*

191, Payton Rose (2018-2022)
 153, Andrew Helmick (2009-12)
 147, Jaron Alexander (2012-15)
 136, Matt Bramow (2008-10)
 131, Steven Kennedy (2004-06)
 130, Carlton Rivers (1995-98)
 124, Rudy Fleming (2008-09)
 123, Alex Robinson (2011-14)
 120, Erik Henneman (2017-19)
 111, Nash Sutherlin (2017-2021)

Philip Staback
2009-10Denodus O'Bryant
2009-12Brandon Gould
2005-09Pierre Desir
2012-13*Most Yards Gained:*

3366, Payton Rose (2018-2022)
 2828, Andrew Helmick (2009-12)
 2036, Rudy Fleming (2008-09)
 1914, Matt Bramow (2008-10)
 1909, Steven Kennedy (2004-07)
 1666, Alex Robinson (2011-14)
 1650, Carlton Rivers (1995-98)
 1631, Jaron Alexander (2012-15)
 1512, Denodus O'Bryant (2009-12)
 1458, George Mumphard (2004-05)

Most Touchdown Passes Caught:

38, Payton Rose (2018-2022)
 32, Andrew Helmick (2009-11)
 24, Matt Bramow (2008-10)
 21, Steven Kennedy (2004-06)
 19, Rudy Fleming (2008-09)
 19, Erik Henneman (2017-19)
 15, George Mumphard (2004-05)
 15, Denodus O'Bryant (2009-11)
 13, Deantrell Prince (2016-17)
 12, Mark Henrie (1994, 1996)
 12, Marcel Thompson (2008-09)

PUNTING

Highest Average Per Punt (min. 100 punts):
 40.2, Edward Burns (2011-14)

INTERCEPTIONS*Most Interceptions:*

14, Brandon Gould (2005-09)
 13, Pierre Desir (2012-13)
 12, Marcus Klund (2003-06)
 10, Bakari Triggs (2015-17)
 9, Ricky McCoy (2016-19)
 8, Drew Seers (2017-)
 6, Jake Sharp (2004-05)
 6, Adarrious Ross (2008-09)
 6, Brock Reed (2009-12)
 6, Connor Harris (2015-16)
 6, Kai Ross (2021-2022)
 5, Jared Shoemaker (2005-07)
 5, Logen Wright (2005-09)
 5, Justin Broome (2011-12)

Most Yards on Interception Returns:

247, Brandon Gould (2005-09)
 241, Bakari Triggs (2015-16)
 225, Justin Broome (2011-12)


PUNT RETURNS
Most Punt Returns:

39, Ricky McCoy (2016-19)
 30, Rudy Fleming (2008-09)
 29, Mike Bunton (2007-11)
 29, Tre' Roby (2013-15)
27, Spencer Redd (2019-)
 25, Thomas Christian (2007)
 25, Wesley Thomas (2013-16)
 21, Bobby Mason (2005)
 18, Kendell Sparks (2016-17)
 15, Aaron Williams (2004)
 15, Ricky Moore (2006)

Most Yards on Punt Returns:

547, Mike Bunton (2007-11)
 328, Thomas Christian (2007)
305, Spencer Redd (2019-)
 288, Ricky McCoy (2016-19)
 279, Rudy Fleming (2008-09)
 236, Tre' Roby (2013-15)
 230, Jamere Holland (2010)
 230, Kendell Sparks (2016-17)
 228, Bobby Mason (2005)
 196, Therman McGowan (2011)

Most Touchdowns Scored on Punt Returns:

4, Mike Bunton (2007-11)
 3, Therman McGowan (2011)
 1, seven players

KICKOFF RETURNS
Most Kickoff Returns:

88, Spencer Redd (2019-)
 50, Mike Bunton (2007-11)
 48, Bakari Triggs (2015-17)
 44, Denodus O'Bryant (2009-12)
 39, Lavarrie Johnson (2014-15)
 39, Tre' Roby (2013-15)
 35, Leonard Durant (2005-08)
 35, Kendell Sparks (2016-17)
 29, Cameron Sanders (2018)
 28, Andrew Helmick (2009-12)

Most Yards on Kickoff Returns:

2336 Spencer Redd (2019-)
 1377, Denodus O'Bryant (2009-12)
 1102, Bakari Triggs (2015-17)
 1058, Mike Bunton (2007-11)
 867, Kendell Sparks (2016-17)
 791, Leonard Durant (2005-08)
 780, Tre' Roby (2013-15)
 759, Lavarrie Johnson (2014-15)
 679, Andrew Helmick (2009-12)
 616, Cameron Sanders (2018)
 509, Nate Orlando (2007-08, 10)

Most Touchdowns Scored on Kickoff Returns:

8, Denodus O'Bryant (2009-12)
3, Spencer Redd (2019-)
 2, Mike Bunton (2007-11)
 2, Roren Thomas (2009)
 1, Five Players

ALL-PURPOSE
Most Yards (since 2004):

6126, Denodus O'Bryant (2009-12)
 3797, Andrew Helmick (2009-12)
3411, Spencer Redd (2019-)
 3401, Payton Rose (2018-2022)
 3217, Nash Sutherlin (2017-2021)
 2879, Hakeem Abdullah (2006-07)
 2851, DeDe Dorsey (2004-05)
 2662, Mike Bunton (2007-11)
 2502, Rudy Fleming (2008-09)
 2500, Nate Orlando (2007-08, 10, 12)

SCORING
Most Points Scored:

372, Denodus O'Bryant (2009-12)
 329, Halley Ferrell (2006-09)
 275, James Neal (2010-13)
 228, Payton Rose (2018-2022)
 216, Andrew Helmick (2009-12)
 186, Cade Brister (2018-2022)
 186, Marceo Haywood (1998-99)
 180, DeDe Dorsey (2004-05)
 176, Dante Buscaglia (1998-00)
 150, Adam Saperstein (1990-91)

Most Touchdowns Scored:


62, Denodus O'Bryant (2009-12)

Most Field Goals Made:

40, Halley Ferrell (2006-09)

Most Extra Points Made by Kicking:

209, Halley Ferrell (2006-09)



Andrew Helmick
 2009-12



Mike Bunton
 2007-11



Pierre Desir - 2012 vs. Central Missouri



Mike Bunton - 2011 vs. Graceland



Denodus O'Bryant - 2012 vs. Nebraska-Kearney



With her husband, George Sibley, pioneer educator Mary Sibley founded Lindenwood as a school for young women in 1827. Lindenwood was committed to combining professional issues with academic pursuits, the social with the intellectual, and the spiritual with the physical. In short, Mary Sibley brought holistic higher education to the American frontier.

Lindenwood became a Presbyterian college in 1853 and still maintains a historical relationship with the Presbyterian Church. In 1918, Lindenwood became a four-year college, and in 1969, Lindenwood attempted to strengthen its financial base by becoming co-ed. The school altered its name in 1974. The Lindenwood Colleges referred to the school's individual operations for men and women and also to its accelerated evening program, the Lindenwood College for Individualized Education, and its graduate programs.

During the '70s and '80s, the school struggled with a changing economy and accumulated substantial indebtedness. Enrollments began to decline, and by the spring of 1989, the number of day students had dropped below 1,000. As well, institutional change during those decades had led to some loss of clarity of mission. In view of



these fiscal and cultural challenges, the Board of Directors resolved to "refound" the school by returning to the fundamental precepts of individualized, holistic, values-oriented higher education that combines the practical with the academic. A president experienced in financial management and organizational revitalization was hired to lead the whole Lindenwood community in its collective renewal initiative. The result was a period of rapid growth and innovation that enabled the college to become the higher-education leader that it is today.

At the height of its revival, Lindenwood College became Lindenwood University in 1997. Enrollment burgeoned, and new construction arrived in late 1997 with the Hyland Performance Arena. By 1998-99, the annual enrollment approached 9,500, the faculty was growing, and the school balanced its budgets and increased revenues.

In 2000, Lindenwood dedicated the first of eight new residence halls to be constructed over the next decade—the first such construction in more than 30 years. In 2002, Lindenwood built the beautiful new Spellmann Campus Center. The 136,000-square-foot J. Scheidegger Center for the Arts opened in 2008.

The growth has not slowed. Additional construction has included expansion and renovation of Harmon Hall, now the home of the Robert W. Plaster School of Business and Entrepreneurship, and the 120,000-square-foot Evans Commons opened to great fanfare in 2011. A new athletics building was added in 2012 adjacent to Harlen Hunter Stadium, corresponding with Lindenwood's transition to the NCAA Division II.

Lindenwood opened in 2017 a 100,000-square-foot Library and Academic Resources Center at the front of the campus. The building serves as a hub for student services and academics.

Academically, Lindenwood has grown as well with extension of its longstanding general accreditation, the addition of numerous specialized accreditations for individual programs, and the addition of a number of degree programs, including the school's first doctoral degrees in the School of Education.

Mary Sibley ran a tightly managed school with a resourceful spirit and a clear purpose. She would have been proud of today's Lindenwood.

