



2022

LINDENWOOD

M E N ' S B A S K E T B A L L

2023

MATCHUP

JANUARY 7, 2022 | 3:30 P.M. | HYLAND ARENA | ST. CHARLES, MO.

LINDENWOOD UNIVERSITY
LIONS2022-23 RECORD
7-9 OVERALL | 2-1 OVC

VS

TENNESSEE STATE UNIVERSITY
TIGERS2022-23 RECORD
9-7 OVERALL | 1-2 OVC

SCHEDULE

DATE	OPPONENT	TIME/RESULT
Nov. 7	at #24 Dayton	L, 46-73
Nov. 10	Hannibal-LaGrange	W, 85-58
Nov. 13	at Missouri	L, 53-82
Nov. 18	vs. Lamar#	L, 71-73
Nov. 19	at McNeese State#	W, 78-60
Nov. 20	vs. Western Carolina#	L, 88-90 (OT)
Nov. 23	Idaho State	W, 77-76 (OT)
Nov. 25	at #16 Illinois	L, 59-92
Nov. 30	East-West	W, 103-56
Dec. 3	at Kansas City	L, 47-61
Dec. 17	Knox College	W, 77-42
Dec. 20	at Brigham Young	L, 61-90
Dec. 22	at Utah Tech	L, 64-95
Dec. 29	at Eastern Illinois*	L, 54-55
Dec. 31	Tennessee Tech*	W, 82-64
Jan. 4	at Little Rock*	W, 67-62
Jan. 7	Tennessee State*	3:30 p.m.
Jan. 12	at Southeast Missouri State*	7:00 p.m.
Jan. 14	at SIUE*	5:30 p.m.
Jan. 19	Southern Indiana*	8:00 p.m.
Jan. 21	Morehead State*	3:30 p.m.
Jan. 26	at UT Martin*	8:00 p.m.
Jan. 28	at Tennessee State*	3:30 p.m.
Feb. 2	Eastern Illinois*	8:00 p.m.
Feb. 4	UT Martin*	3:30 p.m.
Feb. 9	SIUE*	8:00 p.m.
Feb. 11	at Southern Indiana*	7:30 p.m.
Feb. 16	at Tennessee Tech*	7:30 p.m.
Feb. 18	at Morehead State*	4:00 p.m.
Feb. 23	Southeast Missouri State*	8:00 p.m.
Feb. 25	Little Rock*	3:30 p.m.
Mar. 1-4	Ohio Valley Conference Championships	TBA

* - OVC contests | # - McNeese Tournament

-All game times are local | -Rankings from NABC Poll



Watch | es.pn/3VQsBrE



Stats | bit.ly/2DxG9PK

WHAT TO WATCH FOR

The Lindenwood men's basketball team (7-9, 2-1 OVC) will return to Hyland Arena on Saturday for a 3:30 p.m. tipoff against Tennessee State (9-7, 1-2 OVC) for OVC action in St. Charles, Mo.

Lindenwood is coming off of an outstanding come-from-behind win over Little Rock on the road. The Lions were down by 20 points in the first half, but roared back to earn their second conference victory. Keenon Cole led the charge, as we went 8-of-10 from the field, including a perfect 5-of-5 from three-point range. Chris Childs dropped a team-high 23 points, as he was 50 percent from the floor and made all eight of his free-throw attempts, including four in the final 10 seconds.

Lindenwood won its second-consecutive game for the first time this season, as the Lions were previously on a three-game losing skid. After three conference games, Cole is boasting a scoring average of 17.3 points with 9.0 rebounds per game. A big part of his success is an outstanding 10-of-11 clip from behind the arc. Cam Burrell is averaging 11.1 points and 8.0 rebounds per contest, while Chris Childs has collected 14.0 point per game.

Tennessee State enters St. Charles after falling by nine points to SIUE on Thursday. The Tigers had a pair of 20-point scorers in Jr. Clay (22) and Marcus Fitzgerald Jr. (21). Clay leads the Tigers with 17.4 points per game, while Fitzgerald Jr. is right behind him with 15.4 points per night.

LINDENWOOD LEADERS - 2022-23 STATISTICS

POINTS

»Chris Childs (14.5 PPG, 38.8 FG%, 33.0 3FG%)
Kevin Caldwell Jr. (12.1 PPG, 36.2 FG%, 26.9 3FG%)
Keenon Cole (11.7 PPG, 54.3 FG%, 53.7 3FG%)

REBOUNDS

»Cam Burrell (6.3 RPG, 40 OREB, 60 DREB)
David Ware (5.7 RPG, 33 OREB, 58 DREB)
Keenon Cole (4.6 REB, 16 OREB, 58 DREB)

ASSISTS/STEALS/BLOCKS

»Kevin Caldwell Jr. (61 ASSISTS, 15 STEALS, 3 BLOCKS)
Cam Burrell (25 ASSISTS, 24 STEALS, 21 BLOCKS)
Chris Childs (38 ASSISTS, 14 STEALS, 2 BLOCKS)

PROJECTED STARTING FIVE



WARE



TRIMBLE



BURRELL



CALDWELL JR.



CHILDS



2022-23 MEN'S BASKETBALL PROSPECTUS

GENERAL INFORMATION

Name Lindenwood University
 Location St. Charles, Mo.
 Founded 1827
 Enrollment 6,845
 Nickname Lions
 School Colors Black and Gold
 Stadium Robert F. Hyland Arena
 Affiliation NCAA Division I
 Conference Ohio Valley Conference (OVC)
 President John R. Porter
 Athletics Director Jason Coomer
 Faculty Representative David Arns
 Athletics Phone 636-949-4600
 Ticket Office Phone 636-949-4953
 Institution website www.lindenwood.edu
 Athletics website www.lindenwoodlions.com

ATHLETICS COMMUNICATIONS

Men's Basketball Contact Blake Bunton
 Email bbunton@lindenwood.edu
 Office Phone 636-627-4330
 Cell Phone 314-607-7616

Secondary Men's Basketball Contact Andrew Honerkamp
 Email ahonerkamp@lindenwood.edu
 Office Phone 636-949-4358

PRIMARY MEDIA COVERAGE

Lindenwood Campus Media

Name Phone Number
 KCLC (Radio) 636-949-4891
 LUTV 636-949-4513

St. Charles/St. Louis Media

Name Phone Number
 St. Charles Journal 636-946-6111
 St. Louis Post-Dispatch 314-340-8888
 KTVI (Channel 2-Fox) 314-213-7831
 KMOV (Channel 4-CBS) 314-444-6333
 KDSK (Channel 5-NBC) 314-444-5125

COACHING STAFF

Head Coach Kyle Gerdeman
 Alma Mater, Year Southeast Missouri State (1998)
 Record at Lindenwood 41-52 (4th Season)
 Career Record 41-52 (4th Season)
 Office Phone 636-949-4633
 Email kgerdeman@lindenwood.edu

Assistant Coach Anthony Beane
 Assistant Coach Tommy Abdenour
 Assistant Coach Kyle Campbell
 Athletic Trainer Zach Glenn
 Athletic Performance Michael Reese
 Student Manager Jack Buehler

COMMUNICATIONS INFORMATION

Credentials:

Requests for credentials to cover Lindenwood home athletics events must be submitted to Athletics Communications no less than 48 hours prior to the event. Approved credentials will be granted to working media only.

Photographers:

Photographers and videographers wishing to shoot Lindenwood sporting events must request credentials from the Lindenwood Athletics Communications Staff. Photographers must obey NCAA rules pertaining to the designated areas to shoot from.

Visiting Radio:

Requests for radio broadcasts must be made through the Lindenwood Athletics Communications Staff. Lindenwood offers a courtesy photo line for visiting radio as well as internet connection. The phone number will be available by calling the Athletics Communications Staff.

Interview Policy:

All interview requests for players and coaches must go through the Lindenwood Athletics Communications Staff. Postgame interviews will be setup by the Athletics Communications Staff after players and coaches have a short cool-down period.

**THIS WEEK'S SCHEDULE**

Wednesday, January 4

*Lindenwood at Little Rock, 7:30 p.m. (ESPN+)

Thursday, January 5

*Tennessee State at SIUE, 6:00 p.m. (ESPNNews)

*Southern Indiana at Morehead State, 6:00 p.m. (ESPN+)

*Eastern Illinois at Tennessee Tech, 7:30 p.m. (ESPN+)

*Southeast Missouri at UT Martin, 8:00 p.m. (ESPN+)

Saturday, January 7

*Eastern Illinois at Morehead State, 2:00 p.m. (ESPN+)

*Tennessee State at Lindenwood, 3:30 p.m. (ESPN+)

*Tennessee Tech at UT Martin, 3:30 p.m. (ESPN+)

*Southeast Missouri at Little Rock, 3:30 p.m. (ESPN+)

*SIUE at Southern Indiana, 7:30 p.m. (ESPN+)

OVC PLAYERS OF THE WEEK**PLAYER**

Jacob Polakovich, F ■ 6-9, 245, Sr. ■ Grand Rapids, Mich. ■ Southern Indiana Polakovich had 27 points and 26 rebounds in the team's 86-81 win over Southeast Missouri on Thursday. It marked just the 11th 20/20 game by an OVC player over the past 13 years (and one of five at the Division I level this season). The 26 rebounds are the most by a NCAA player at any level this season (Division I, II or III), was one short of the USI single-game record and the most by an OVC player since before the 2002-03 season. In that win, he hit 11-of-18 field goals (61.1%) and 5-of-9 free throws while dishing out a career-high five assists and committing only one turnover in 39 minutes. He capped the week with nine points, 10 rebounds, two assists, a block and steal at Eastern Illinois. For the week Polakovich averaged 18.0 points, 18.0 rebounds and 3.5 assists/game while shooting 53.6 percent (15-of-28) from the field. He has tallied three double-digit rebounding games (including two 20-plus efforts) in his last four games. He currently leads the OVC in rebounding (11.1/game) and is fifth in field goal percentage (53.2%).

Others Nominated: Dan Luers, Eastern Illinois; Cam Burrell, Lindenwood; Jordan Jefferson, Little Rock; Mark Freeman, Morehead State; Ray'Sean Taylor, SIUE; Jr. Clay, Tennessee State; Jayvis Harvey, Tennessee Tech; KJ Simon, UT Martin.

NEWCOMER

Keenon Cole, F ■ 6-7, 215, Jr. ■ Streamwood, Ill. ■ Lindenwood Cole, a transfer from Polk State, averaged 15.5 points, 8.0 rebounds, 1.0 steals and 1.0 blocks/game while hitting 68.8 percent (11-of-16) from the field and 83.3 percent (5-of-6) from 3-point range in two games. The junior hit 4-of-5 3-pointers and was 8-of-10 overall from the field as the Lions topped Tennessee Tech 82-64 for its first OVC victory. Cole tallied 23 points and added seven rebounds and two steals in 19 minutes off the bench. He opened the week with eight points, nine rebounds and two blocks in 25 minutes at Eastern Illinois. Cole ranks second in the OVC in 3-point percentage (47.2%) and eighth in total field goal percentage (52.1%).

Others Nominated: Kinyon Hodges, Eastern Illinois; Gary Solomon, Southern Indiana; Jayvis Harvey, Tennessee Tech; Jordan Sears, UT Martin.

FRESHMAN

Chris Walker, G ■ 6-6, 195, R-Fr. ■ Wellington, Fla. ■ Little Rock

Walker averaged 9.0 points, 5.0 rebounds and 2.0 assists/game while hitting 40 percent (6-of-15) from the field and 3-of-3 from the free throw line in a pair of games. In the team's OVC-opening win over UT Martin, he came off the bench to score 11 points on 3-of-5 3-point shooting while adding three rebounds, one assist and one block. At Tennessee State he added seven points, a team-high seven rebounds and a team-best three assists in 19 minutes. It marks the third time this season he has been named OVC Freshman of the Week.

Others Nominated: Kyle Thomas, Eastern Illinois; Jerome Beya, Tennessee Tech.

OTHER NOTABLE PERFORMANCES

Below are other notable performances from the past week.

- Mark Freeman (G, Sr.), Morehead State. Averaged 24.0 points/game including hitting 14-of-14 at the free throw line in two games. Had a career-high tying 30 points in road victory at Tennessee State (his former school).
- Cam Burrell (F, Sr.), Lindenwood. Averaged 18.0 points, 11.0 rebounds and 3.0 blocks/game while hitting 57.7 percent (15-of-26) from the field. Had 19 points and 11 rebounds in win over Tennessee Tech.
- Jr. Clay (G, Grad.), Tennessee State. Moved into 10th place on the OVC career steals list during the week. Clay averaged 21.0 points, 5.5 assists, 3.5 rebounds and 3.0 steals/game and hit 50 percent (15-of-30) from the field and 50 percent (9-of-18) from 3-point range.
- KJ Simon (G, Sr.), UT Martin. Averaged 18.0 points, 5.5 rebounds and 2.0 blocks/game. Had season-highs of 24 points, seven rebounds and five 3-pointers against Little Rock.

NOTES FROM AROUND THE LEAGUE

OVC Overview/This Week's Highlights: Conference play began last week ... Home teams were 9-1 in the 10 games, with only Morehead State (at Tennessee State) winning on the road ... Eastern Illinois is the only team with a 2-0 Conference mark, with eight other teams are 1-1 ... This year, teams will play an 18-game round robin schedule ... Southern Indiana's Jacob Polakovich had 27 points and 26 rebounds in the team's win over SEMO on December 29; it was one of just 11 20/20 games by an OVC player over the past 13 years ... His 26 rebounds are the most by a NCAA player this season (Division I, II or III); Polakovich has a pair of 20-plus rebound games this season, making him the only Division I player to achieve that feat ... UT Martin has won eight consecutive home decisions to start the 2022-23 campaign, which is the longest such streak in the program's NCAA Division I Era (since 1992) and longest since UT Martin won 10 games to begin the 1985-86 season; UTM now has nine wins this season, one more than all of 2021-22 (8) ... Each of the three new OVC schools picked up their first Conference wins last week ... Southern Indiana is now 7-0 at home this year; this week they face former GLVC foe SIUE for the first time since January 7, 2008 ... MSU's Mark Freeman scored his 1,000 career point last week; he has played at Tennessee State, Illinois State and Morehead State ... Morehead State's Preston Spradlin won his 100th career game last week ... SIUE reached the 10-win mark the earliest it had since the 2004-05 season (14 games) ... SIUE is 23rd nationally in free throws made/game (16.5) ... UT Martin is 17th nationally in scoring offense (82.8 points/game) and 20th in rebounding (40.33/game) ... Morehead State is ninth in 3-point field goal defense (27.3%) ... Eastern Illinois is 24th in turnovers forced per game (17.27) ... Tennessee State ranks 69th nationally in field goal percentage (47.1%), the only OVC team in the Top 100 ... TSU's Jr. Clay moved into 10th place on the OVC career steals list (221); Clay leads the OVC in assists and is only 78 away from going that career Top 10 ... Little Rock's Myron Gardner leads the OVC in double-doubles (8), which ranks fourth nationally ... Little Rock had to play its first home OVC game (Dec. 29 vs. UT Martin) at Simmons Bank in North Little Rock due to a ruptured water coil at the Jack Stephens Center which made its court unplayable; the team will be back in its home arena with a portable court beginning with its two home games this week.

20/20 Games: Southern Indiana's Jacob Polakovich had 27 points and 26 rebounds in the Screaming Eagles win over Southeast Missouri on December 29. It marked the first 20/20 game by an OVC player since the 2019-20 season (when Austin Peay's Terry Taylor and UT Martin's Quintin Dove each had one in the month of February). Overall it was just the 11th 20/20 game by an OVC player over the past 13 seasons. The 26 rebounds was the most by an OVC player dating back to at least the 2002-03 season (the single-game record was 38 set in 1956-57).



Lakes Ties OVC Single-Game 3-Point Record: Southern Indiana graduate student Trevor Lakes tied the OVC single-game 3-pointers record when he made 10 (of 16) in a victory over IUPUI. He is the fifth player in OVC history to achieve the feat and first since the 2018-19 season.

Marc Polite, Eastern Illinois (vs. Arkansas State), 1999-2000

Glenn Cosey, Eastern Kentucky (vs. EIU), 2013-14

Nick Smith, Belmont (vs. UT Martin), 2016-17

Corey Tillery, Tennessee Tech (vs. Warren Wilson College), 2018-19

Trevor Lakes, Southern Indiana (vs. IUPUI), 2022-23

Eastern Illinois Pulls Off BIG Upset: Eastern Illinois entered the December 21 game at Iowa as a 31.5-point underdog but shot 72 percent from the floor in the second half on its way to a 92-83 victory. It was the largest upset (by point spread) in the past 30 seasons. Over the past 30 years, teams that were 30 or more point underdogs had been 0-558 in such games. It also snapped Iowa's 24-game home non-conference win streak and was the fourth win over a Power Five school in EIU's history.

Triple-Doubles: Lindenwood senior guard Chris Childs registered the 23rd all-time triple-double in OVC history on November 30 in a win over East-West University. He had 11 points, 11 assists and 10 rebounds in 29 minutes of action. There has been at least one triple-double in the OVC in six of the past seven seasons (2016-17, 2017-18, 2018-19, 2020-21, 2021-22, 2022-23).

Taylor and Stewart Named to Lou Henson Award Watch List: SIUE guard Ray'Sean Taylor and UT Martin guard Parker Stewart have been named to the 2022-23 Lou Henson National Player of the Year Award Watch List by CollegeInsider.com. The award, which is presented annually to the top mid-major player in division I college basketball, honors the former Illinois and New Mexico State head coach who won 775 games in 41 seasons.

New Teams: The OVC welcomes three new teams this year in Lindenwood, Little Rock and Southern Indiana. Little Rock moves over from the Sun Belt while Lindenwood and USI are reclassifying from Division II and the Great Lakes Valley Conference (GLVC). The trio marks just the 22nd, 23rd and 24th full-time members in the 75-year history of the OVC.

All Teams Eligible for OVC Tournament: Both reclassifying teams, Lindenwood and Southern Indiana, are eligible to compete and win the OVC Tournament Championship this season. Should a transitioning school win an OVC Tournament Championship, the AQ shall be awarded to the tournament runner-up. Should the tournament runner-up also be a transitioning school, the AQ representative shall be the highest seed going into the tournament.

OVC Basketball Championships Held at Ford Center in Evansville For Sixth Consecutive Year: The OVC Men's and Women's Basketball Championships will be held March 1-4 at the Ford Center in Evansville, Indiana. It marks the sixth-straight season the event will be held in the building after a long run in Nashville. The Ford Center, which opened in 2011, is an 11,000-seat arena located in the core of Evansville's downtown district. The 290,000-square foot facility serves as home of the University of Evansville's men's basketball team and the Evansville Thunderbolts of the Southern Professional Hockey League. The Ford Center also serves as host to numerous sporting events and concerts on an annual basis. In September 2019, the OVC signed a three-year extension to keep the event at the venue through 2023, with an option for a fourth-year (2024), which was exercised in fall 2022.

OVC Tournament Championship Format: Once again the OVC Tournament will include a merit-based format. The format, which began in 2011, has the top eight men's and women's teams qualifying for the tournament. The No.

1 and 2 seeds will receive two byes to the semifinals while the No. 3 and 4 seeds will receive one bye into the quarterfinals. The first round will include the No. 5 seed against the No. 8 seed and the No. 6 seed against the No. 7 seed. The women's bracket also uses a merit-based bracket.

Recent Postseason Success: OVC teams have won at least one national postseason game in 12 of the past 13 postseasons. Morehead State won a NCAA game in 2009, Murray State won in the NCAA Tournament in 2010, Morehead State won in the NCAA's in 2011, Murray State won in the NCAA's in 2012, Eastern Kentucky won in the CIT in 2013, Belmont (NIT) and Murray State (CIT) won games in 2014, Eastern Illinois (CIT), Eastern Kentucky (CIT), Murray State (NIT) and UT Martin (CIT) scored victories in 2015 (the four different teams to record a victory in the single postseason was an OVC record), Morehead State (CBI) and UT Martin (CIT) won in 2016, Belmont (NIT) and UT Martin (CIT) scored wins in 2017, Austin Peay (CIT) and Jacksonville State (CBI) won in 2018 and Belmont and Murray State in 2019 (NCAA) before no postseason was held in 2020. A streak of 11-straight years ended in 2021 (when only one team made the reduced postseason), and the OVC began a new streak with Murray State winning in the NCAA Tournament in 2022.

OVC Players in the NBA: Five former OVC men's basketball players made National Basketball Association (NBA) rosters for 2022-23. In 2021, Cameron Payne helped Phoenix advance to the NBA Finals. It marked the fourth time in the past six years an OVC player had competed in the NBA Finals. In 2020 Ja Morant was named the NBA Rookie of the Year, making him one of three players from a non-Power 5 Conference to win the award since 1983-84 (joining Damian Lillard of Weber State in 2012-13 and Larry Johnson of UNLV in 1991-92).

- Robert Covington, Los Angeles Clippers (Tennessee State)
- Ja Morant, Memphis Grizzlies (Murray State)
- Cameron Payne, Phoenix Suns (Murray State)
- Terry Taylor, Indianapolis Pacers (Austin Peay)
- Dylan Windler, Cleveland Cavaliers (Belmont)

OVC to Produce 10-Game Linear Television Package and Use "Wild Card"

Selections: The OVC will produce a national television package in 2022-23 that will include nine men's basketball games and one women's basketball contest that will air on the ESPN Family of Networks. Five of the seven regular season games and the men's tournament semifinals will air on ESPN2 with two regular season games airing on ESPNNews. The Men's Championship game will air on ESPN2. Each of the regular season games will be "wild card selections" with the matchup picked approximately two weeks ahead of the game.

Simon Named Preseason Player of the Year: The 2022-23 OVC Preseason Men's Basketball Team was headlined by UT Martin senior guard KJ Simon. He is the first Skyhawk to be named OVC Preseason Player of the Year since 2008-09, when All-American and future NBA player Lester Hudson earned the honor. Overall, seven different schools were represented on the team with Tennessee State leading the way with four picks. Southeast Missouri, SIUE and UT Martin had two selections apiece while Morehead State, Southern Indiana and Tennessee Tech each had one pick. Other returning All-OVC selections from last year who made the preseason team were Southeast Missouri sophomore guard Phillip Russell and Tennessee State graduate guard Jr. Clay while SIUE sophomore Ray'Sean Taylor earned All-Newcomer honors. Two other players previously earned All-OVC accolades before transferring away from the league and then back this season. Those players are Morehead State senior guard Mark Freeman and UT Martin graduate guard Parker Stewart. The team was rounded out by Southeast Missouri senior guard Chris Harris, SIUE sophomore forward DeeJuan Pruitt, Southern Indiana senior guard Jelani Simmons, Tennessee Tech graduate guard Ty Perry and a trio



of Tennessee State players in sophomore guard Marcus Fitzgerald Jr., senior guard Dedric Boyd and graduate forward Zion Griffin.

Morehead State Picked as OVC Preseason Favorites: In a vote of OVC head men's basketball coaches and communication directors, Morehead State has been picked the preseason favorites for the 2022-23 season. It marks the first time since 2009-10 that the Eagles have been tabbed the preseason favorites. The Eagles were one of five different teams to pick up first-place votes, tallying seven top picks to finish with 138 points. They finished ahead of Tennessee State who had two first-place votes (130 points), UT Martin who had seven first-place votes (120 points), Southeast Missouri who had two first-place votes (115) and SIUE who picked up two first-place votes (111 points). The poll was rounded out by Little Rock (102), Southern Indiana (68), Tennessee Tech (62), Eastern Illinois (31) and Lindenwood (23).

Men's Basketball Experimental Rules for Second Half Media Timeouts in Conference Play: This season in Conference men's basketball games, the league will participate with a NCAA Experimental Rule which establishes a standard media timeout format for the second half of all OVC men's basketball regular season and conference tournament games (the experimental rule does not pertain to non-conference games). The rule establishes the standard media timeout format for all OVC games which requires electronic media timeout marks that occur after the first stoppage of play following the 17-, 14-, 11-, 8- and 4- minute marks in the second half. The experimental rule, which was approved by the NCAA Playing Rules Oversight Panel, is designed to help standardize the traditional "floater" media mark in the second half.

The 2022-23 Season: The 2022-23 season marks the 75th of competition in the OVC. Over the previous 74 years, 13 different teams have claimed an OVC regular season championship.

ESPN+: This year marks the fifth of the OVC's media rights deal with ESPN to air games on ESPN+, the multi-sport, direct-to-consumer video service from The Walt Disney Company Direct-to-Consumer & International segment. This season over 200 men's and women's basketball regular season Conference games and non-conference games will be streamed on ESPN+. Fans can subscribe to ESPN+ for \$9.99 a month (or \$99.99 per year) or as part of a bundle with Disney+ and ad-supported Hulu (\$13.99/month). ESPN+ is an integrated part of the ESPN App (on mobile and connected devices). More information can be found at www.OVCSports.com/ESPN.



NUMERICAL ROSTER

NO.	NAME	POS.	HT.	WT.	CLASS	HOMETOWN	HIGH SCHOOL
0	David Ware	F	6-5	210	Jr.	Milford, Va.	Fork Union Military Academy
1	Donavan Moore	G	6-3	185	Jr.	Hillsboro, Ill.	West Bloomfield HS
2	Brandon Trimble	G	6-2	182	Sr.	St. Joseph, Ill.	Wisconsin Parkside
3	Tommie Williams	G	6-4	182	Fr.	Belleville, Ill.	Belleville West HS
4	Jacob Tracey	G	6-4	195	Jr.	Fort Myers, Fla.	Indian Rivers CC
5	Cam Burrell	F	6-7	180	Sr.	Chicago, Ill.	Highland CC
10	Karrington Davis	F	6-7	215	Jr.	St. Louis, Mo.	Butler CC
11	Kevin Caldwell Jr.	G	5-11	170	Sr.	Alton, Ill.	Southwestern Illinois College
12	Sharrod Taylor	G	6-3	175	So.	Youngstown, Ohio	Chaney HS
13	Raynard Horry	G	5-11	170	Fr.	O'Fallon, Mo.	Fort Zumwalt West HS
20	Brayden Wampler-Foust	G	6-3	190	Fr.	St. Charles, Mo.	St. Charles West HS
22	Braden Bryant	G	6-1	180	Fr.	Mascoutah, Ill.	Mascoutah HS
24	Keenon Cole	F	6-7	215	Jr.	Streamwood, Ill.	Polk State
25	Darius Beane	G	6-3	175	Sr.	Carbondale, Ill.	CSUN
30	Chris Childs	G	6-2	180	Sr.	Bronx, N.Y.	Indian Hills CC
40	Devion Harris	F	6-7	240	Fr.	St. Louis, Mo.	Parkway Central HS
42	Remy Lemovou	F	6-9	220	Jr.	Yaounde, Cameroon	Coppin State

ALPHABETICAL ROSTER

NO.	NAME	POS.	HT.	WT.	CLASS	HOMETOWN	HIGH SCHOOL
25	Darius Beane	G	6-3	175	Sr.	Carbondale, Ill.	CSUN
22	Braden Bryant	G	6-1	180	Fr.	Mascoutah, Ill.	Mascoutah HS
5	Cam Burrell	F	6-7	180	Sr.	Chicago, Ill.	Highland CC
11	Kevin Caldwell Jr.	G	5-11	170	Sr.	Alton, Ill.	Southwestern Illinois College
30	Chris Childs	G	6-2	180	Sr.	Bronx, N.Y.	Indian Hills CC
24	Keenon Cole	F	6-7	215	Jr.	Streamwood, Ill.	Polk State
10	Karrington Davis	F	6-7	215	Jr.	St. Louis, Mo.	Butler CC
40	Devion Harris	F	6-7	240	Fr.	St. Louis, Mo.	Parkway Central HS
13	Raynard Horry	G	5-11	170	Fr.	O'Fallon, Mo.	Fort Zumwalt West HS
42	Remy Lemovou	F	6-9	220	Jr.	Yaounde, Cameroon	Coppin State
1	Donavan Moore	G	6-3	185	Jr.	Hillsboro, Ill.	West Bloomfield HS
12	Sharrod Taylor	G	6-3	175	So.	Youngstown, Ohio	Chaney HS
4	Jacob Tracey	G	6-4	195	Jr.	Fort Myers, Fla.	Indian Rivers CC
2	Brandon Trimble	G	6-2	182	Sr.	St. Joseph, Ill.	Wisconsin Parkside
20	Brayden Wampler-Foust	G	6-3	190	Fr.	St. Charles, Mo.	St. Charles West HS
0	David Ware	F	6-5	210	Jr.	Milford, Va.	Fork Union Military Academy
3	Tommie Williams	G	6-4	182	Fr.	Belleville, Ill.	Belleville West HS

ROSTER BY CLASS

SENIOR - 5		
Darius Beane	Sr.	Carbondale, Ill.
Cam Burrell	Sr.	Chicago, Ill.
Chris Childs	Sr.	Bronx, N.Y.
Kevin Caldwell Jr.	Sr.	Alton, Ill.
Brandon Trimble	Sr.	St. Joseph, Ill.

JUNIOR - 6		
Keenon Cole	Jr.	Streamwood, Ill.
Karrington Davis	Jr.	St. Louis, Mo.
Remy Lemovou	Jr.	Yaounde, Cameroon
Donavan Moore	Jr.	Hillsboro, Ill.
Jacob Tracey	Jr.	Fort Myers, Fla.
David Ware	Jr.	Milford, Va.

SOPHOMORE - 1		
Sharrod Taylor	So.	Youngstown, Ohio

FRESHMAN - 5		
Braden Bryant	Fr.	Mascoutah, Ill.
Devion Harris	Fr.	St. Louis, Mo.
Raynard Horry	Fr.	O'Fallon, Mo.
Brayden Wampler-Foust	Fr.	St. Charles, Mo.
Tommie Williams	Fr.	Belleville, Ill.

ROSTER BY LOCATION

CAMEROON - 1	
Remy Lemovou	Yaounde, Cameroon

FLORIDA - 1	
Jacob Tracey	Fort Myers, Fla.

ILLINOIS - 8	
Darius Beane	Carbondale, Ill.
Braden Bryant	Mascoutah, Ill.
Cam Burrell	Chicago, Ill.
Keenon Cole	Streamwood, Ill.
Kevin Caldwell Jr.	Alton, Ill.
Donavan Moore	Hillsboro, Ill.
Brandon Trimble	St. Joseph, Ill.
Tommie Williams	Belleville, Ill.

MISSOURI - 4	
Karrington Davis	St. Louis, Mo.
Devion Harris	St. Louis, Mo.
Raynard Horry	O'Fallon, Mo.
Brayden Wampler-Foust	St. Charles, Mo.

NEW YORK - 1	
Chris Childs	Bronx, N.Y.

OHIO - 1	
Sharrod Taylor	Youngstown, Ohio

VIRGINIA - 1	
David Ware	Milford, Va.



PRONUNCIATION GUIDE

Cam Burrell	BUR-ELL
Sharrod Taylor	SHA-ROD
Brandon Trimble	TRIM-BULL
Brayden Wampler-Foust	WOMP-LUR - FOW-ST

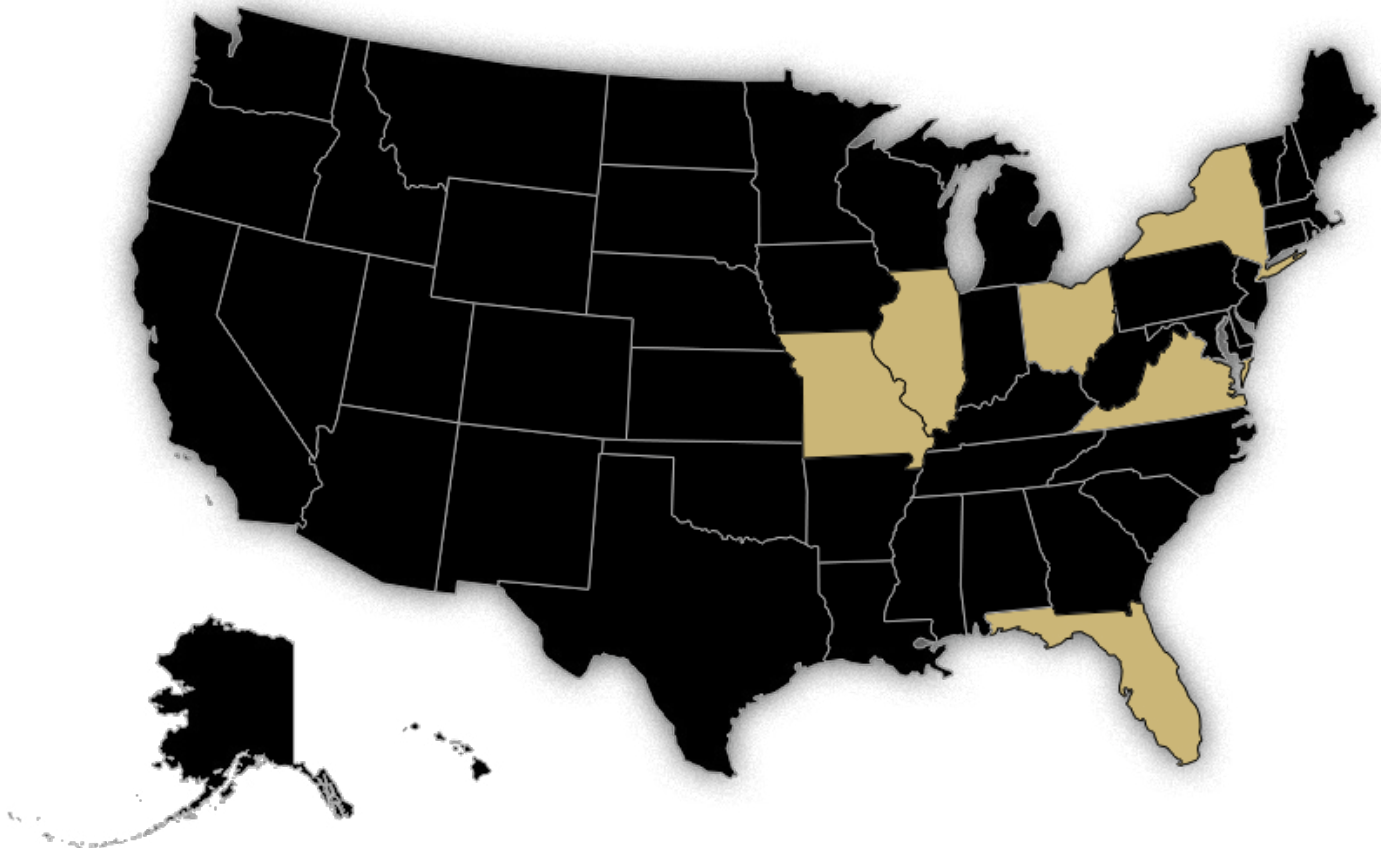
Kyle Gerdeman	GUR-DUH-MIN
Tommy Abdenour	AB-DEN-OUR



2022-23 LINDENWOOD LIONS



LIONS BY STATE




KYLE GERDEMAN | HEAD COACH | FOURTH SEASON


Kyle Gerdeman enters his fourth year at the helm of the Lindenwood men's basketball program in the 2022-23 season. The Lions concluded the 2021-22 season with a 12-17 record, making it to the GLVC Tournament for the second-consecutive season. Jacoby Ross garnered second-team all-GLVC accolades, as he led the team with 19.3 points per game. Kevin Caldwell Jr. averaged 14.0 points and 4.0 rebounds per night, as he was named the James R. Spalding Sportsmanship nominee.

Lindenwood scored a season-high 101 points in a win over Missouri S&T, in which the Lions won by 35 points with the help of 41-of-72 shooting from the field. The Lions ranked inside the top-50 in free-throw percentage (81.1 percent) and blocked shots per game (4.1). Lindenwood was atop all NCAA Division II teams in the charity stripe, knocking down 439 on 541 attempts. Ross ranked 40th in the country with his 561 total points on the season. The Lions lost their first game of the season, but rattled off wins in five of their next six games. Lindenwood registered a big upset in late January, as the Lions took down No. 21 Truman State by a final of 78-68 inside Hyland Arena.

The 2020-21 season was shortened due to the COVID-19 pandemic. The Lions went 10-10 on the season, including a 10-9 mark in the GLVC. After playing all conference games during the regular season, the Lions finished fifth in the GLVC. Lindenwood led the league with an average of 81.9 points per game, with the help of a conference-leading free throw percentage of 80.1. The Lions played tight defensively, registering 7.05 steals per game with a turnover margin of +2.55, which was second-best in the GLVC.

The Lions were led by TJ Crockett who led the GLVC by more than eight points per game with a 27.5 average per contest. Crockett was named a D2CCA All-American as he was one of the nation's leading scorers across all levels of collegiate basketball. Crockett was recognized as an NABC all-district performer, as he was third in the nation with his 550 points at the time he received the award. Crockett was a unanimous first-team all-GLVC selection, as he added four GLVC Player of the Week honors.

The Lions clawed their way through the end of the season, as the team battled through injuries. Lindenwood earned an upset win over No. 25 Missouri-St. Louis early in the season. Lindenwood defeated Southwest Baptist by a final of 91-90 in two overtimes at the end of January. The following week, the Lions used overtime again to take on Missouri S&T on the road. On senior night, the Lions utilized overtime for the third time to earn a 116-109 victory over McKendree. In that game, Crockett set the program and GLVC record with 54 points in one game. The Lions won four of their final six regular season games, three of which were games won in overtime. The three overtime victories set a program record for most in a single season.

In his first year as head coach of the team in 2019-20, Gerdeman guided the Lions to a 12-16 record, including a 6-14 mark within the GLVC. Under Gerdeman, the Lions played some of their best basketball at home, finishing 9-6 within the friendly confines of Hyland Arena during the season. Lindenwood was known for its high-powered offense, as the team was ranked second in the GLVC in points per game as a unit, putting up 81.2 points per game. The team also was one of the better squads at limiting turnovers, as the team finished fourth in the conference with a +2.54 turnover margin. The Lions closed out the season with wins in three of their final four games, all of which came at home. TJ Crockett set career-highs in nearly every offensive category en route to a spot on the second-team All-Conference team for Lindenwood.

Gerdeman became the program's 20th head coach in program history and led the Lions into their first season as members of the Great Lakes Valley Conference (GLVC) in the 2019-20 season. Gerdeman came to Lindenwood after spending seven seasons at Central Michigan, playing an integral part in the Chippewas success on and off the court. The Chippewas reached the Mid-American Conference Tournament semifinals in 2018-19, finishing the season with a 23-12 record. Over the last five years, the team never had a losing season, including three seasons with at least 20 wins. Over his seven seasons at Central Michigan, the Chippewas posted a 121-108 record (.528).

Off the court, Gerdeman oversaw the program's academic success, which took major strides under his direction. During his tenure at Central Michigan, 19 Chippewas earned Academic All-MAC honors and from 2014-16 the program placed more student-athletes on the academic honor roll than any other institution in the conference. Prior to his arrival at Central Michigan, Gerdeman spent three years as an assistant coach at Southeast Missouri State, which was preceded by three years as the head coach at Moberly Area Community College (Mo.). Gerdeman, a native of Wright City, Mo. totaled a combined nine seasons serving as an assistant coach at Mineral (Mo.) Area College, at Moberly, and at East Central College (Mo.). Gerdeman holds an undergraduate degree from Southeast Missouri State University and a master's degree in education from Central Methodist University.

COACHING CAREER

YEAR	SCHOOL	OVERALL RECORD	CONF. RECORD
2019-20	Lindenwood	12-16	6-14
2020-21	Lindenwood	10-10	10-9
2021-22	Lindenwood	12-17	8-12
2022-23	Lindenwood	7-9	2-1
Career	4th Year	41-52	26-36


ANTHONY BEANE
ASSISTANT COACH


Lindenwood - 1st Season
NCAA Career - 22nd Season


TOMMY ABDENOUR
ASSISTANT COACH

Lindenwood - 4th Season
NCAA Career - 4th Season


KYLE CAMPBELL
ASSISTANT COACH

Lindenwood - 1st Season
NCAA Career - 3rd Season


ZACH GLENN
ATHLETIC TRAINER

Lindenwood - 2nd Season


MICHAEL REESE
ATHLETIC PERFORMANCE

Lindenwood - 11th Season

MANAGERS

Jack Buehler



Hyland Arena is home to Lindenwood University men's and women's basketball, women's gymnastics, men's and women's volleyball, men's and women's wrestling, as well as several Student Life Sports teams.

The arena opened in 1997, and is named for Robert F. Hyland, former chairman of the Lindenwood board, and the CBS Regional Vice President and General Manager of the radio station KMOX in St. Louis for four decades.

Among other national and regional championships, in 2019 Hyland Arena hosted the NCAA Division II Wrestling Super-Regional IV and has hosted the several outside events, which includes political rallies, school graduations, MSHSAA high school sectional and quarterfinal basketballs games, the GAC-Suburban Shootout, the First Robotics State Championship and Fall Kickoff event, youth gymnastics local and regional qualifying events, and other youth or AAU basketball events.

HYLAND ARENA FACTS

Building Name.....	Hyland Arena
Open Date	1997
Address	209 S Kingshighway, St. Charles, Mo. 63301
Capacity	3,270
Luxury Seats	270
Surface	Wood
Owner	Lindenwood University
Architect	Hastings & Chivetta Architects
Men's Sports	Basketball, Volleyball, Wrestling
Women's Sports:	Basketball, Gymnastics, Volleyball, Wrestling, Cheer & Dance

YEAR-BY-YEAR

HOME RECORDS IN HYLAND ARENA

YEAR	RECORD
1997-98	8-12
1998-99	15-3
1999-2000	11-5
2000-01	11-3
2001-02	4-8
2002-03	3-12
2003-04	4-11
2004-05	8-8
2005-06	10-5
2006-07	7-7
2007-08	8-5
2008-09	7-7
2009-10	13-1
2010-11	15-3
2011-12	12-1
2012-13	10-3
2013-14	10-7
2014-15	12-2
2015-16	8-5
2016-17	11-6
2017-18	8-6
2018-19	7-6
2019-20	9-6
2020-21	6-4
2021-22	7-8
2022-23	5-0
RECORD IN HYLAND ARENA.....	229-144





ASSOCIATED PRESS

RANK	SCHOOL (1ST PLACE VOTES)	RECORD	POINTS	PREVIOUS
1	Purdue (60)	13-0	1,524	1
2	Houston	14-1	1,417	3
3	Kansas	12-1	1,351	4
4	UConn (1)	14-1	1,342	2
5	Arizona	13-1	1,334	5
6	Texas	12-1	1,185	6
7	Alabama	11-2	1,132	8
8	Tennessee	11-2	1,114	7
9	Gonzaga	12-3	1,003	10
10	UCLA	13-2	993	11
11	Virginia	10-2	926	13
12	Miami (Fla.)	13-1	814	14
13	Arkansas	11-2	717	9
14	Wisconsin	10-2	639	15
15	Indiana	10-3	558	16
16	Duke	11-3	554	17
17	TCU	12-1	545	18
18	Xavier	12-3	531	T-22
19	Baylor	10-3	520	12
20	Missouri#	12-1	329	NR
21	New Mexico	14-0	290	T-22
22	Auburn	11-2	287	20
23	Charleston	14-1	116	NR
24	Ohio State	10-3	114	NR
25	Iowa State	10-2	94	NR

* - OVC School | # - 2022-23 Opponent

Others receiving votes: LSU 83, San Diego State 72, Mississippi State 62, Kentucky 53, Kansas State 41, Illinois 21, Marquette 20, Providence 14, Virginia Tech 7, Memphis 6, West Virginia 5, Michigan State 5, Florida Atlantic 3, Creighton 1

AS OF 1/1/23

USA TODAY SPORTS COACHES POLL

RANK	TEAM	RECORD	POINTS	1ST PLACE VOTES	PREVIOUS RANK	CHANGE	H/L/O
1	Purdue	13-0	798	30	1	—	1/NR
2	Houston	14-1	740	2	3	1	1/4
3	Kansas	12-1	720	0	4	1	3/9
4	Arizona	13-1	693	0	5	1	4/13
5	Connecticut	14-1	659	0	2	-3	2/NR
6	Texas	12-1	652	0	6	—	2/12
7	Alabama	11-2	560	0	9	2	5/19
8	UCLA	13-2	559	0	8	—	7/21
9	Tennessee	11-2	556	0	10	1	7/21
10	Gonzaga	12-3	510	0	11	1	2/18
11	Virginia	10-2	494	0	12	1	2/18
12	Miami-Florida	13-1	380	0	16	4	12/NR
13	Arkansas	11-2	377	0	7	-6	7/13
14	Duke	11-3	370	0	14	—	8/16
15	Wisconsin	10-2	326	0	15	—	15/NR
16	Baylor	10-3	290	0	13	-3	6/16
17	Texas Christian	12-1	273	0	19	2	16/NR
18	Xavier	12-3	246	0	25	7	18/NR
19	Indiana	10-3	226	0	18	-1	8/21
20	Auburn	11-2	131	0	23	3	14/24
21	Missouri	12-1	130	0	NR	10	21/NR
22	New Mexico	14-0	118	0	NR	8	22/NR
23	Ohio St.	10-3	112	0	NR	3	21/NR
24	Illinois	9-4	65	0	22	-2	14/24
25	Kentucky	9-4	62	0	17	-8	4/25
25	Iowa State	10-2	62	0	NR	7	20/NR

* - OVC School | # - 2022-23 Opponent

SCHOOLS DROPPED OUT

No. 20 Mississippi State; No. 21 Maryland; No. 24 West Virginia.

OTHERS RECEIVING VOTES

Mississippi State 47; Kansas State 38; Louisiana State 35; Providence 30; West Virginia 28; Charleston 24; San Diego St. 17; Michigan St. 14; Marquette 14; Saint Mary's 12; Penn St. 11; Maryland 9; Virginia Tech 6; Florida Atlantic 3; UAB 2; Texas Tech 1.

LIST OF VOTERS

The USA TODAY Sports Board of Coaches is made up of 32 head coaches at Division I institutions. All are members of the National Association of Basketball Coaches. The board for the 2022-23 season: Randy Bennett, Saint Mary's; Jim Boeheim, Syracuse; Glenn Braica, St. Francis (N.Y.); Kevin Broadus, Morgan State; Scott Drew, Baylor; Matt Driscoll, North Florida; Baker Dunleavy, Quinnipiac; Jim Ferry, Maryland-Baltimore County; Greg Gary, Mercer; Michael Huger, Bowling Green; Ron Hunter, Tulane; Ben Jacobson, Northern Iowa; Rob Jeter, Western Illinois; James Jones, Yale; Greg Kampe, Oakland; Brad Korn, Southeast Missouri State; Grant McCasland, North Texas; Robert McCullum, Florida A&M; Greg McDermott, Creighton; Niko Medved, Colorado State; Dan Monson, Long Beach State; Chris Mooney, Richmond; Nate Oats, Alabama; Matt Painter, Purdue; Brett Reed, Lehigh; Keith Richard, Louisiana-Monroe; Mark Slessinger, New Orleans; Craig Smith, Utah; G.G. Smith, High Point; Zach Spiker, Drexel; Danny Sprinkle, Montana State; Brett Tanner, Abilene Christian.

AS OF 1/1/23

OVC STANDINGS

SCHOOL	CONF	CPCT.	CONF. HOME	CONF. AWAY	CONF. STREAK	OVERALL	PCT.	HOME	AWAY	NEUTRAL	STREAK
SIUE	2-1	.667	2-0	0-1	W1	11-5	.688	6-1	3-4	2-0	W1
UT Martin	2-1	.667	2-0	0-1	W2	10-6	.625	9-0	1-6	0-0	W2
Morehead State	2-1	.667	1-0	1-1	W1	9-7	.562	7-1	2-6	0-0	W1
LINDENWOOD	2-1	.667	1-0	1-1	W2	7-9	.438	5-0	2-7	0-2	W2
Eastern Illinois	2-1	.667	2-0	0-1	L1	6-10	.375	4-4	2-5	0-1	L1
Tennessee State	1-2	.333	1-1	0-1	L1	9-7	.562	8-2	0-4	1-1	L1
Southern Indiana	1-2	.333	1-0	0-2	L2	8-8	.500	6-0	1-8	1-0	L2
Southeast Missouri	1-2	.333	1-0	0-2	L1	6-10	.375	3-2	2-7	1-1	L1
Little Rock	1-2	.333	1-1	0-1	L2	5-11	.312	5-1	0-10	0-0	L2
Tennessee Tech	1-2	.333	1-0	0-2	W1	5-11	.312	5-3	0-8	0-0	W1

AS OF 1/6/23



INDIVIDUAL STATISTICS

NO.	NAME	GP	GS	MIN	MIN/G	FGM	FGA	FG%	3PTM	3PTA	3PT%	FTM	FTA	FT%	OFF	DEF	TOT	AVG	PF	FO	A	TO	BLK	STL	POINTS	PPG
30	Childs, Chris	16	16	548	34.2	78	201	.388	32	97	.330	44	49	.898	6	65	71	4.4	28	1	38	45	2	14	232	14.5
11	Caldwell Jr., Kevin	15	14	493	32.9	67	185	.362	21	78	.269	27	36	.750	7	49	56	3.7	35	1	61	41	3	15	182	12.1
24	Cole, Keenon	16	0	338	21.1	69	127	.543	22	41	.537	27	40	.675	16	58	74	4.6	33	0	6	22	8	6	187	11.7
05	Burrell, Cam	16	16	458	28.6	75	144	.521	7	22	.318	20	29	.690	40	60	100	6.3	41	0	25	25	21	24	177	11.1
02	Trimble, Brandon	15	13	424	28.3	33	94	.351	16	52	.308	17	24	.708	5	33	38	2.5	12	0	21	12	0	16	99	6.6
00	Ware, David	16	16	330	20.6	33	71	.465	10	20	.500	11	15	.733	33	58	91	5.7	36	1	11	14	1	8	87	5.4
04	Tracey, Jacob	16	5	378	23.6	27	76	.355	6	27	.222	7	14	.500	13	42	55	3.4	19	0	22	28	0	14	67	4.2
03	Williams, Tommie	16	0	180	11.3	16	40	.400	3	11	.273	15	27	.556	3	27	30	1.9	24	0	9	11	2	11	50	3.1
42	Lemovou, Remy	12	0	88	7.3	12	23	.522	0	0	.000	5	9	.556	12	13	25	2.1	17	1	3	8	4	2	29	2.4
20	Foust, Brayden	4	0	13	3.3	1	4	.250	0	2	.000	0	0	.000	0	1	1	0.3	0	0	2	1	0	2	2	0.5
Team															24	28	52					17				
Total.....		16		3250		411	965	.426	117	350	.334	173	243	.712	159	434	593	37.1	245	4	198	224	41	112	1112	69.5
Opponents.....		16		3250		408	973	.419	129	425	.304	184	258	.713	166	443	609	38.1	236	3	230	221	51	122	1129	70.6

INDIVIDUAL STATISTICS

SCORING	G	POINTS	PPG	SCORING AVERAGE	G	POINTS	PPG	FIELD GOAL %	FGM	FGA	FG%	FIELD GOAL ATT	G	FGA	FGA/G
Childs, Chris	16	232	14.5	Childs, Chris	16	232	14.5	Cole, Keenon	69	127	.543	Childs, Chris	16	201	12.6
Cole, Keenon	16	187	11.7	Caldwell Jr., Kevin	15	182	12.1	Lemovou, Remy	12	23	.522	Caldwell Jr., Kevin	15	185	12.3
Caldwell Jr., Kevin	15	182	12.1	Cole, Keenon	16	187	11.7	Burrell, Cam	75	144	.521	Burrell, Cam	16	144	9.0
Burrell, Cam	16	177	11.1	Burrell, Cam	16	177	11.1	Ware, David	33	71	.465	Cole, Keenon	16	127	7.9
Trimble, Brandon	15	99	6.6	Trimble, Brandon	15	99	6.6	Williams, Tommie	16	40	.400	Trimble, Brandon	15	94	6.3
Ware, David	16	87	5.4	Ware, David	16	87	5.4	Childs, Chris	78	201	.388	FIELD GOAL MADE	G	FGM	FGM/G
Tracey, Jacob	16	67	4.2	Tracey, Jacob	16	67	4.2	Caldwell Jr., Kevin	67	185	.362				
Williams, Tommie	16	50	3.1	Williams, Tommie	16	50	3.1	Tracey, Jacob	27	76	.355				
Lemovou, Remy	12	29	2.4	Lemovou, Remy	12	29	2.4	Trimble, Brandon	33	94	.351				
Foust, Brayden	4	2	0.5	Foust, Brayden	4	2	0.5	Foust, Brayden	1	4	.250				
												Childs, Chris	16	78	4.9
												Burrell, Cam	16	75	4.7
												Cole, Keenon	16	69	4.3
												Caldwell Jr., Kevin	15	67	4.5
												Trimble, Brandon	15	33	2.2
												Ware, David	16	33	2.1

3PT FIELD GOAL %	3PTM	3PTA	3PT%	3PT FIELD GOAL ATT	G	3PTA	3PTA/G	FREE THROW %	FTM	FTA	FT%	FREE THROW ATT	G	FTA	FTA/G
Cole, Keenon	22	41	.537	Childs, Chris	16	97	6.1	Childs, Chris	44	49	.898	Childs, Chris	16	49	3.1
Ware, David	10	20	.500	Caldwell Jr., Kevin	15	78	5.2	Caldwell Jr., Kevin	27	36	.750	Cole, Keenon	16	40	2.5
Childs, Chris	32	97	.330	Trimble, Brandon	15	52	3.5	Ware, David	11	15	.733	Caldwell Jr., Kevin	15	36	2.4
Burrell, Cam	7	22	.318	Cole, Keenon	16	41	2.6	Trimble, Brandon	17	24	.708	Burrell, Cam	16	29	1.8
Trimble, Brandon	16	52	.308	Tracey, Jacob	16	27	1.7	Burrell, Cam	20	29	.690	Williams, Tommie	16	27	1.7
Williams, Tommie	3	11	.273					Cole, Keenon	27	40	.675				
Caldwell Jr., Kevin	21	78	.269					Lemovou, Remy	5	9	.556	FREE THROW MADE	G	FTM	FTM/G
Tracey, Jacob	6	27	.222	3PT FIELD GOAL MADE	G	3PTM	3PTM/G	Williams, Tommie	15	27	.556	Childs, Chris	16	44	2.8
Foust, Brayden	0	2	.000	Childs, Chris	16	32	2.0	Tracey, Jacob	7	14	.500	Cole, Keenon	16	27	1.7
				Cole, Keenon	16	22	1.4					Caldwell Jr., Kevin	15	27	1.8
				Caldwell Jr., Kevin	15	21	1.4					Burrell, Cam	16	20	1.3
				Trimble, Brandon	15	16	1.1					Trimble, Brandon	15	17	1.1
				Ware, David	16	10	0.6								



INDIVIDUAL STATISTICS

REBOUNDS	G	REB	RPG	DEF REBOUNDS	G	DREB	DRPG	ASSISTS	G	AST	APG	STEALS	G	STL	SPG
Burrell, Cam	16	100	6.3	Childs, Chris	16	65	4.1	Caldwell Jr., Kevin	15	61	4.1	Burrell, Cam	16	24	1.5
Ware, David	16	91	5.7	Burrell, Cam	16	60	3.8	Childs, Chris	16	38	2.4	Trimble, Brandon	15	16	1.1
Cole, Keenon	16	74	4.6	Ware, David	16	58	3.6	Burrell, Cam	16	25	1.6	Caldwell Jr., Kevin	15	15	1.0
Childs, Chris	16	71	4.4	Cole, Keenon	16	58	3.6	Tracey, Jacob	16	22	1.4	Childs, Chris	16	14	0.9
Caldwell Jr., Kevin	15	56	3.7	Caldwell Jr., Kevin	15	49	3.3	Trimble, Brandon	15	21	1.4	Tracey, Jacob	16	14	0.9

REBOUND AVERAGE	G	REB	RPG	OFF REBOUNDS	G	OREB	ORPG	BLOCKS	G	BLK	BPG	MINUTES	G	MIN	MINPG
Burrell, Cam	16	100	6.3	Burrell, Cam	16	40	2.5	Burrell, Cam	16	21	1.3	Childs, Chris	16	548	34.2
Ware, David	16	91	5.7	Ware, David	16	33	2.1	Cole, Keenon	16	8	0.5	Caldwell Jr., Kevin	15	493	32.9
Cole, Keenon	16	74	4.6	Cole, Keenon	16	16	1.0	Lemovou, Remy	12	4	0.3	Burrell, Cam	16	458	28.6
Childs, Chris	16	71	4.4	Tracey, Jacob	16	13	0.8	Caldwell Jr., Kevin	15	3	0.2	Trimble, Brandon	15	424	28.3
Caldwell Jr., Kevin	15	56	3.7	Lemovou, Remy	12	12	1.0	Childs, Chris	16	2	0.1	Tracey, Jacob	16	378	23.6
								Williams, Tammie	16	2	0.1				


#0 | DAVID WARE | JUNIOR | FORWARD | MILFORD, VA. | FORK UNION MILITARY ACADEMY
Prior to Lindenwood:

Competed at Chattanooga State...

2021-22 - Averaged 18 points per game and 9 rebounds per game...named first team all-conference...

High School:

The Free Lance-Star Player of the year... named conference player of the year... named 1st team All-state... averaged 25 points per game and 14 rebounds per game... Posted over 1,000 career points.

Personal:

Son of David G Ware II and Patrice Lee...has three siblings... Davion, Shardae, and Acen...majoring in computer science.

SUMMARY

Games played: 16

Rebounds/game: 5.7

Points/game: 5.4

Assists/game: 0.7

FG Pct: 46.5

Turnovers/game: 0.9

3FG Pct: 50.0

Assist/turnover ratio: 0.8

FT Pct: 73.3

Steals/game: 0.5

Blocks/game: 0.1

SEASON STATISTICS

OPPONENT	DATE	GS	MIN	FGM-FGA	FG%	3PTM-3PTA	3PT%	FTM-FTA	FT%	OFF	DEF	TOT	AVG	PF	FO	AST	TO	BLK	STL	POINTS	PPG
at Dayton	11/07/22	*	18	1-3	.333	0-0	.000	0-1	.000	0	3	3	3.0	3	0	0	0	0	0	2	2.0
HANNIBAL-LA GRANGE	11/10/22	*	27	4-10	.400	1-2	.500	1-2	.500	7	3	10	6.5	4	0	5	0	0	0	10	6.0
at Missouri	11/13/22	*	19	1-2	.500	0-0	.000	0-0	.000	3	4	7	6.7	0	0	1	0	0	2	2	4.7
vs Lamar University	11/18/22	*	15	1-3	.333	1-2	.500	0-0	.000	0	2	2	5.5	2	0	1	0	0	0	3	4.3
at McNeese	11/19/22	*	18	4-4	1.000	1-1	1.000	2-2	1.000	1	2	3	5.0	1	0	0	0	0	0	11	5.6
vs Western Caro.	11/20/22	*	25	2-4	.500	1-1	1.000	2-2	1.000	3	6	9	5.7	3	0	0	1	0	0	7	5.8
IDAHO ST.	11/23/22	*	25	2-4	.500	0-1	.000	1-2	.500	0	4	4	5.4	5	1	0	3	0	1	5	5.7
at Illinois	11/25/22	*	22	2-6	.333	1-2	.500	0-0	.000	2	3	5	5.4	1	0	3	2	0	0	5	5.6
EAST-WEST U.	11/30/22	*	25	5-9	.556	0-0	.000	0-0	.000	6	5	11	6.0	4	0	0	0	1	0	10	6.1
at Kansas City	12/03/22	*	23	3-4	.750	2-3	.667	0-0	.000	0	5	5	5.9	1	0	0	0	0	1	8	6.3
KNOX	12/17/22	*	25	2-7	.286	1-3	.333	2-2	1.000	4	7	11	6.4	4	0	0	1	0	1	7	6.4
at BYU	12/20/22	*	24	2-3	.667	2-2	1.000	0-0	.000	2	2	4	6.2	1	0	0	2	0	1	6	6.3
at Utah Tech	12/22/22	*	18	1-2	.500	0-1	.000	0-0	.000	1	4	5	6.1	2	0	0	1	0	1	2	6.0
at Eastern Ill.	12/29/22	*	21	3-9	.333	0-2	.000	1-2	.500	2	3	5	6.0	2	0	1	2	0	1	7	6.1
TENNESSEE TECH	12/31/22	*	17	0-1	.000	0-0	.000	2-2	1.000	1	4	5	5.9	2	0	0	0	0	0	2	5.8
at Little Rock	01/04/23	*	8	0-0	.000	0-0	.000	0-0	.000	1	1	2	5.7	1	0	0	2	0	0	0	5.4
Totals			16	330	33-71	.465	10-20	.500	11-15	.733	33	58	91	5.7	36	1	11	14	1	87	5.4



#1 | DONAVAN MOORE | JUNIOR | GUARD | HILLSBORO, ILL. | WEST BLOOMFIELD

SUMMARY

Games played: 0
Rebounds/game: 0.0
Points/game: 0.0
Assists/game: 0.0
FG Pct: 0.0
Turnovers/game: 0.0
3FG Pct: 0.0
Assist/turnover ratio: 0.0
FT Pct: 0.0
Steals/game: 0.0
Blocks/game: 0.0

SEASON STATISTICS

OPPONENT	DATE	GS	MIN	FGM-FGA	FG%	3PTM-3PTA	3PT%	FTM-FTA	FT%	OFF	DEF	TOT	AVG	PF	FO	AST	TO	BLK	STL	POINTS	PPG
----------	------	----	-----	---------	-----	-----------	------	---------	-----	-----	-----	-----	-----	----	----	-----	----	-----	-----	--------	-----


#2 | BRANDON TRIMBLE | SENIOR | GUARD | ST. JOSEPH, ILL. | OGDEN
Lindenwood:

2021-22 - Played in 27 games and made 18 starts ... ranked fourth on the squad with 8.4 points per game ... made a team-leading 91.9 percent (34-for-37) of his free throws ... dished out 36 assists and compiled 19 steals ... compiled 2.6 rebounds per game ... shot 46.8 percent from the field and 44.1 percent from behind the arc ... scored in double digits 10 times ... had a season-high 19 points against William Jewell on February 28 ... was 7-for-9 from the field against the Cardinals ... dropped 18 points including 4-for-7 from three-point range against Southwest Baptist on January 27 ... made five three-point field goals against Drury on February 5.

2020-21 - Played in 18 games and made 15 starts ... ranked fourth on the squad with 12.0 points per game ... made a team-leading 92.5 percent (37-of-40) of his free throws ... dished out 17 assists and compiled 14 steals ... compiled 2.7 rebounds per game ... shot 43.9 percent from the field and 44.3 percent from behind the arc ... scored in double digits 13 different times ... had a season-high 24 points against Maryville on February 11 ... was 5-for-8 from behind the arc against the Saints ... dropped 18 points including 4-of-6 from three-point range against Quincy on January 16 ... made five three-point field goals in the first round of the GLVC Tournament against Missouri-St. Louis on March 3.

SUMMARY

Games played: 15
Rebounds/game: 2.5
Points/game: 6.6
Assists/game: 1.4
FG Pct: 35.1
Turnovers/game: 0.8
3FG Pct: 30.8
Assist/turnover ratio: 1.8
FT Pct: 70.8
Steals/game: 1.1
Blocks/game: 0.0

Prior to Lindenwood:

Competed at Wisconsin Parkside.

High School:

Named MVP in three-straight seasons ... posted 2,115 career points, including the single-season record of 839 points ... holds the single-season record with an 87.4 free-throw percentage ... dropped a school-record 51 points against the No. 1 team in the state ... won the 2016 state championship ... named first-team all-state as a junior and senior ... named second-team all-state as a sophomore ... set the state record with 44 points in a single game in the state tournament, while scoring a total of 64 points ... his 23 free-throws made and his 88.5 free-throw percentage were also records at the state tournament.

Personal:

The son of Julie and Thad Trimble ... has four siblings: Brody, Bailey, Brock, and Bree ... majoring in sports management.

SEASON STATISTICS

OPPONENT	DATE	GS	MIN	FGM-FGA	FG%	3PTM-3PTA	3PT%	FTM-FTA	FT%	OFF	DEF	TOT	AVG	PF	FO	AST	TO	BLK	STL	POINTS	PPG	
at Dayton	11/07/22	*	37	1-5	.200	0-2	.000	2-4	.500	0	4	4	4.0	1	0	0	1	0	2	4	4.0	
HANNIBAL-LA GRANGE	11/10/22	*	30	5-10	.500	3-7	.429	3-4	.750	0	1	1	2.5	0	0	1	0	0	4	16	10.0	
at Missouri	11/13/22	*	33	2-10	.200	1-6	.167	7-7	1.000	1	0	1	2.0	2	0	0	2	0	1	12	10.7	
vs Lamar University	11/18/22	*	34	2-8	.250	1-4	.250	0-0	.000	1	1	2	2.0	0	0	2	1	0	0	5	9.3	
at McNeese	11/19/22	*	36	1-6	.167	1-4	.250	0-0	.000	0	3	3	2.2	2	0	2	0	0	2	3	8.0	
vs Western Caro.	11/20/22	*	31	2-4	.500	1-1	1.000	0-0	.000	0	5	5	2.7	1	0	4	2	0	0	5	7.5	
IDAHO ST.	11/23/22	*	34	0-1	.000	0-0	.000	0-0	.000	0	2	2	2.6	2	0	3	2	0	2	0	6.4	
at Illinois	11/25/22	*	21	1-4	.250	1-2	.500	0-0	.000	0	0	0	2.3	1	0	1	2	0	1	3	6.0	
EAST-WEST U.	11/30/22	*	23	6-8	.750	3-5	.600	1-1	1.000	0	3	3	2.3	0	0	2	1	0	0	16	7.1	
at Kansas City	12/03/22	*	25	1-6	.167	1-3	.333	0-0	.000	0	1	1	2.2	0	0	1	0	0	1	3	6.7	
KNOX	12/17/22	*	27	4-12	.333	0-6	.000	3-4	.750	1	4	5	2.5	1	0	0	0	0	2	11	7.1	
at BYU	12/20/22	*	27	1-2	.500	0-1	.000	1-4	.250	0	2	2	2.4	0	0	3	1	0	1	3	6.8	
at Utah Tech	12/22/22	*	29	5-12	.417	4-8	.500	0-0	.000	1	2	3	2.5	0	0	1	0	0	0	14	7.3	
TENNESSEE TECH	12/31/22		14	2-4	.500	0-1	.000	0-0	.000	0	2	2	2.4	0	0	1	0	0	0	4	7.1	
at Little Rock	01/04/23		23	0-2	.000	0-2	.000	0-0	.000	1	3	4	2.5	2	0	0	0	0	0	0	6.6	
Totals			13	424	33-94	.351	16-52	.308	17-24	.708	5	33	38	2.5	12	0	21	12	0	16	99	6.6



#3 | TOMMIE WILLIAMS | FRESHMAN | GUARD | BELLEVILLE, ILL. | BELLEVILLE WEST

Lindenwood:

2021-22 - Redshirted.

High School:

Attended Belleville West ... two-time first-team all-conference ... named all-state one time ... two-time team MVP ... averaged 15 points per game ... grabbed 6 rebounds per game ... averaged 3 assists per game.

Personal:

The son of Charice Ensley and Tommie Williams ... has three siblings ... majoring in business.

SUMMARY

Games played: 16

Rebounds/game: 1.9

Points/game: 3.1

Assists/game: 0.6

FG Pct: 40.0

Turnovers/game: 0.7

3FG Pct: 27.3

Assist/turnover ratio: 0.8

FT Pct: 55.6

Steals/game: 0.7

Blocks/game: 0.1

SEASON STATISTICS

OPPONENT	DATE	GS	MIN	FGM-FGA	FG%	3PTM-3PTA	3PT%	FTM-FTA	FT%	OFF	DEF	TOT	AVG	PF	FO	AST	TO	BLK	STL	POINTS	PPG
at Dayton	11/07/22		10	0-1	.000	0-0	.000	0-0	.000	0	0	0	0.0	1	0	0	1	0	0	0	0.0
HANNIBAL-LA GRANGE	11/10/22		15	2-2	1.000	0-0	.000	2-4	.500	0	1	1	0.5	2	0	0	0	0	1	6	3.0
at Missouri	11/13/22		6	0-2	.000	0-1	.000	0-0	.000	0	0	0	0.3	1	0	0	1	0	0	0	2.0
vs Lamar University	11/18/22		3	0-1	.000	0-1	.000	0-0	.000	0	0	0	0.3	0	0	0	1	0	0	0	1.5
at McNeese	11/19/22		0	0-0	.000	0-0	.000	0-0	.000	0	0	0	0.2	0	0	0	0	0	0	0	1.2
vs Western Caro.	11/20/22		4	0-0	.000	0-0	.000	0-0	.000	0	0	0	0.2	1	0	0	0	0	0	0	1.0
IDAHO ST.	11/23/22		12	0-1	.000	0-1	.000	2-2	1.000	0	4	4	0.7	4	0	2	0	1	0	2	1.1
at Illinois	11/25/22		16	2-5	.400	1-1	1.000	0-0	.000	0	1	1	0.8	1	0	1	3	0	2	5	1.6
EAST-WEST U.	11/30/22		23	2-7	.286	0-3	.000	1-2	.500	0	3	3	1.0	3	0	2	2	0	2	5	2.0
at Kansas City	12/03/22		5	0-1	.000	0-0	.000	2-2	1.000	0	0	0	0.9	2	0	0	0	0	0	2	2.0
KNOX	12/17/22		22	5-6	.833	0-1	.000	4-6	.667	0	3	3	1.1	1	0	2	0	0	4	14	3.1
at BYU	12/20/22		14	1-3	.333	1-1	1.000	0-4	.000	1	1	2	1.2	1	0	0	0	0	1	3	3.1
at Utah Tech	12/22/22		21	3-6	.500	0-0	.000	1-3	.333	1	3	4	1.4	4	0	1	1	0	0	7	3.4
at Eastern Ill.	12/29/22		4	0-2	.000	0-1	.000	0-0	.000	0	2	2	1.4	0	0	0	1	0	0	0	3.1
TENNESSEE TECH	12/31/22		14	0-2	.000	0-0	.000	3-4	.750	1	6	7	1.8	2	0	1	0	0	0	3	3.1
at Little Rock	01/04/23		11	1-1	1.000	1-1	1.000	0-0	.000	0	3	3	1.9	1	0	0	1	1	1	3	3.1
Totals		0	180	16-40	.400	3-11	.273	15-27	.556	3	27	30	1.9	24	0	9	11	2	11	50	3.1



#4 | JACOB TRACEY | JUNIOR | GUARD | FORT MYERS, FLA. | INDIAN RIVERS CC

Prior to Lindenwood:
Competed at Indian River.

High School:
Attended Riverdale High School.

Personal:
The son of Elroy Tracey and Sara Thomas ... has two siblings, Jared and Jadrian ... majoring in business.

SUMMARY

Games played: 16
Rebounds/game: 3.4
Points/game: 4.2
Assists/game: 1.4
FG Pct: 35.5
Turnovers/game: 1.8
3FG Pct: 22.2
Assist/turnover ratio: 0.8
FT Pct: 50.0
Steals/game: 0.9
Blocks/game: 0.0

SEASON STATISTICS

OPPONENT	DATE	GS	MIN	FGM-FGA	FG%	3PTM-3PTA	3PT%	FTM-FTA	FT%	OFF	DEF	TOT	AVG	PF	FO	AST	TO	BLK	STL	POINTS	PPG
at Dayton	11/07/22		19	0-4	.000	0-2	.000	1-2	.500	1	4	5	5.0	0	0	1	2	0	0	1	1.0
HANNIBAL-LA GRANGE	11/10/22		20	2-3	.667	0-1	.000	1-2	.500	1	2	3	4.0	0	0	0	0	0	0	5	3.0
at Missouri	11/13/22		19	0-3	.000	0-3	.000	0-0	.000	0	4	4	4.0	0	0	1	0	0	0	0	2.0
vs Lamar University	11/18/22		21	0-2	.000	0-2	.000	0-0	.000	0	1	1	3.3	0	0	1	3	0	3	0	1.5
at McNeese	11/19/22		30	2-3	.667	0-0	.000	3-5	.600	1	7	8	4.2	1	0	2	0	0	2	7	2.6
vs Western Caro.	11/20/22		34	3-3	1.000	0-0	.000	0-1	.000	0	2	2	3.8	3	0	1	2	0	0	6	3.2
IDAHO ST.	11/23/22		30	3-10	.300	0-2	.000	0-0	.000	3	4	7	4.3	2	0	1	2	0	1	6	3.6
at Illinois	11/25/22		25	1-5	.200	0-1	.000	0-0	.000	1	0	1	3.9	1	0	1	3	0	0	2	3.4
EAST-WEST U.	11/30/22	*	30	6-10	.600	1-2	.500	0-0	.000	2	4	6	4.1	1	0	4	2	0	0	13	4.4
at Kansas City	12/03/22		21	1-5	.200	0-1	.000	0-0	.000	2	1	3	4.0	0	0	1	1	0	3	2	4.2
KNOX	12/17/22	*	26	1-9	.111	1-3	.333	0-0	.000	2	3	5	4.1	1	0	1	0	0	0	3	4.1
at BYU	12/20/22		9	0-2	.000	0-0	.000	0-0	.000	0	1	1	3.8	1	0	1	1	0	0	0	3.8
at Utah Tech	12/22/22		18	2-5	.400	1-3	.333	1-2	.500	0	1	1	3.6	1	0	1	1	0	0	6	3.9
at Eastern Ill.	12/29/22	*	35	4-5	.800	1-2	.500	0-0	.000	0	2	2	3.5	3	0	3	4	0	5	9	4.3
TENNESSEE TECH	12/31/22	*	31	2-5	.400	2-4	.500	0-0	.000	0	5	5	3.6	2	0	2	5	0	0	6	4.4
at Little Rock	01/04/23	*	10	0-2	.000	0-1	.000	1-2	.500	0	1	1	3.4	3	0	1	2	0	0	1	4.2
Totals		5	378	27-76	.355	6-27	.222	7-14	.500	13	42	55	3.4	19	0	22	28	0	14	67	4.2


#5 | CAM BURRELL | SENIOR | FORWARD | CHICAGO, ILL. | HIGHLAND CC
SUMMARY

Games played: 16
 Rebounds/game: 6.3
 Points/game: 11.1
 Assists/game: 1.6
 FG Pct: 52.1
 Turnovers/game: 1.6
 3FG Pct: 31.8
 Assist/turnover ratio: 1.0
 FT Pct: 69.0
 Steals/game: 1.5
 Blocks/game: 1.3

SEASON STATISTICS

OPPONENT	DATE	GS	MIN	FGM-FGA	FG%	3PTM-3PTA	3PT%	FTM-FTA	FT%	OFF	DEF	TOT	AVG	PF	FO	AST	TO	BLK	STL	POINTS	PPG	
at Dayton	11/07/22	*	27	1-5	.200	0-2	.000	1-2	.500	0	3	3	3.0	3	0	1	0	1	2	3	3.0	
HANNIBAL-LA GRANGE	11/10/22	*	17	2-6	.333	0-0	.000	0-2	.000	3	2	5	4.0	4	0	0	0	0	3	4	3.5	
at Missouri	11/13/22	*	24	1-4	.250	0-1	.000	0-0	.000	2	1	3	3.7	3	0	1	1	0	0	2	3.0	
vs Lamar University	11/18/22	*	27	6-11	.545	0-0	.000	4-5	.800	5	4	9	5.0	3	0	1	2	4	1	16	6.3	
at McNeese	11/19/22	*	27	5-12	.417	0-0	.000	1-2	.500	2	3	5	5.0	3	0	3	2	2	0	11	7.2	
vs Western Caro.	11/20/22	*	37	11-19	.579	1-2	.500	1-3	.333	1	6	7	5.3	4	0	1	1	2	2	24	10.0	
IDAHO ST.	11/23/22	*	36	8-9	.889	1-1	1.000	2-2	1.000	2	5	7	5.6	4	0	0	3	3	1	19	11.3	
at Illinois	11/25/22	*	28	3-7	.429	0-2	.000	0-0	.000	1	3	4	5.4	2	0	1	2	0	2	6	10.6	
EAST-WEST U.	11/30/22	*	24	9-11	.818	0-0	.000	1-1	1.000	2	5	7	5.6	1	0	4	4	0	0	19	11.6	
at Kansas City	12/03/22	*	27	1-6	.167	0-1	.000	2-3	.667	4	4	8	5.8	4	0	1	2	0	1	4	10.8	
KNOX	12/17/22	*	26	5-10	.500	0-1	.000	0-0	.000	6	4	10	6.2	3	0	3	1	0	4	10	10.7	
at BYU	12/20/22	*	24	6-9	.667	4-6	.667	0-0	.000	1	2	3	5.9	1	0	0	1	1	2	16	11.2	
at Utah Tech	12/22/22	*	32	1-5	.200	0-0	.000	1-2	.500	1	4	5	5.8	1	0	2	0	2	1	3	10.5	
at Eastern Ill.	12/29/22	*	36	6-12	.500	0-2	.000	5-5	1.000	6	5	11	6.2	2	0	1	0	3	2	17	11.0	
TENNESSEE TECH	12/31/22	*	34	9-14	.643	1-2	.500	0-0	.000	4	7	11	6.5	3	0	3	3	3	1	19	11.5	
at Little Rock	01/04/23	*	32	1-4	.250	0-2	.000	2-2	1.000	0	2	2	6.3	0	0	3	3	0	2	4	11.1	
Totals			16	458	75-144	.521	7-22	.318	20-29	.690	40	60	100	6.3	41	0	25	25	21	24	177	11.1



#10 | KARRINGTON DAVIS | JUNIOR | FORWARD | ST. LOUIS, MO. | CHAMINADE

Lindenwood:

2021-22 – played in 11 games and made 9 starts ... averaged 3.2 points per game.

Prior to Lindenwood:

Competed at Butler Community College.

High School:

Attended Chaminade.

Personal:

The son of Dionne and Kendall Davis ... has five siblings; Kendall, Kalynn, Kennedy, Kristian, and Kabanna ... majoring in criminal justice.

SUMMARY

Games played: 0

Rebounds/game: 0.0

Points/game: 0.0

Assists/game: 0.0

FG Pct: 0.0

Turnovers/game: 0.0

3FG Pct: 0.0

Assist/turnover ratio: 0.0

FT Pct: 0.0

Steals/game: 0.0

Blocks/game: 0.0

SEASON STATISTICS

OPPONENT	DATE	GS	MIN	FGM-FGA	FG%	3PTM-3PTA	3PT%	FTM-FTA	FT%	OFF	DEF	TOT	AVG	PF	FO	AST	TO	BLK	STL	POINTS	PPG
----------	------	----	-----	---------	-----	-----------	------	---------	-----	-----	-----	-----	-----	----	----	-----	----	-----	-----	--------	-----


#11 | KEVIN CALDWELL JR. | SENIOR | GUARD | ALTON, ILL. | ALTON
Lindenwood:

2021-22 – played in 28 games and started in 28 games ... averaged 14 points per game while averaging 4 rebounds per game ... ranked first on the team with 88 assists ... tallied 19 steals and one block ... shot 36.9 percent from the field and 31.4 percent from behind the arc ... shot 85.1 percent [63-for 74] from the free throw line ... registered at least four assists in 12 different games, including seven assists twice ... scored a season-high 25 points against William Jewell on January 20 ... also had four assists in that game ... scored 24 points against Maryville on February 12 ... also recorded five assists in that same game ... averaged 16.9 points per game in his last eight regular season games ... was the James R. Spalding Sportsmanship Award Honoree.

2020-21 – Played in 16 games and made five starts ... averaged 7.0 points per game, while averaging 1.7 rebounds per game ... ranked second on the team with 40 assists ... tallied 12 steals and one block ... shot 36.5 percent from the field and made 14 three pointers ... was 20-of-25 from the free-throw line ... registered four assists in four different games ... posted three or more assists in his final 10 games played ... scored a season-high 19 points, and made the game-winning shot in a double-overtime win over Southwest Baptist on January 30 ... in that same game he shot 57.1 percent (8-of-14) from the field, including 42.9 percent (3-of-7) from behind the arc ... scored 13 points in 13 minutes played against Quincy on December 5 ... scored 12 points, dished out four assists, and tallied two steals against Missouri-St. Louis in the opening round of the GLVC Tournament on March 3.

SUMMARY

Games played: 15
Rebounds/game: 3.7
Points/game: 12.1
Assists/game: 4.1
FG Pct: 36.2
Turnovers/game: 2.7
3FG Pct: 26.9
Assist/turnover ratio: 1.5
FT Pct: 75.0
Steals/game: 1.0
Blocks/game: 0.2

SEASON STATISTICS

OPPONENT	DATE	GS	MIN	FGM-FGA	FG%	3PTM-3PTA	3PT%	FTM-FTA	FT%	OFF	DEF	TOT	AVG	PF	FO	AST	TO	BLK	STL	POINTS	PPG	
at Dayton	11/07/22	*	24	3-10	.300	2-4	.500	0-0	.000	0	3	3	3.0	5	1	2	3	0	0	8	8.0	
HANNIBAL-LA GRANGE	11/10/22	*	30	6-14	.429	4-8	.500	4-4	1.000	0	2	2	2.5	1	0	7	1	0	2	20	14.0	
at Missouri	11/13/22	*	29	2-12	.167	1-5	.200	1-2	.500	0	4	4	3.0	3	0	1	7	2	4	6	11.3	
vs Lamar University	11/18/22	*	38	6-15	.400	2-9	.222	5-5	1.000	1	9	10	4.8	2	0	4	2	0	0	19	13.3	
at McNeese	11/19/22	*	37	7-9	.778	2-4	.500	2-4	.500	0	1	1	4.0	3	0	6	2	0	3	18	14.2	
vs Western Caro.	11/20/22	*	43	8-20	.400	0-1	.000	4-7	.571	2	5	7	4.5	1	0	9	2	0	1	20	15.2	
IDAHO ST.	11/23/22	*	37	9-19	.474	2-5	.400	0-0	.000	1	7	8	5.0	4	0	2	5	1	0	20	15.9	
at Illinois	11/25/22	*	27	3-8	.375	0-3	.000	4-4	1.000	0	2	2	4.6	1	0	2	4	0	0	10	15.1	
at Kansas City	12/03/22	*	40	4-17	.235	2-9	.222	2-2	1.000	1	2	3	4.4	1	0	4	1	0	1	12	14.8	
KNOX	12/17/22	*	24	3-9	.333	1-4	.250	1-2	.500	1	0	1	4.1	1	0	4	0	0	2	8	14.1	
at BYU	12/20/22	*	32	5-13	.385	1-7	.143	0-0	.000	0	2	2	3.9	0	0	4	2	0	1	11	13.8	
at Utah Tech	12/22/22	*	21	1-6	.167	0-3	.000	0-0	.000	0	2	2	3.8	4	0	3	3	0	0	2	12.8	
at Eastern Ill.	12/29/22	*	40	2-11	.182	1-6	.167	0-1	.000	1	4	5	3.8	3	0	3	5	0	1	5	12.2	
TENNESSEE TECH	12/31/22	*	35	5-11	.455	2-5	.400	2-2	1.000	0	4	4	3.9	4	0	6	2	0	0	14	12.4	
at Little Rock	01/04/23	*	36	3-11	.273	1-5	.200	2-3	.667	0	2	2	3.7	2	0	4	2	0	0	9	12.1	
Totals			14	493	67-185	.362	21-78	.269	27-36	.750	7	49	56	3.7	35	1	61	41	3	15	182	12.1


#12 | SHARROD TAYLOR | FRESHMAN | GUARD | YOUNGSTOWN, OHIO | CHANEY
Lindenwood:

2021-22 - played in 18 games and made 1 start ... averaged 1.8 points per game.

High School:

Attended Chaney High School ... two-time district champion ... schools all-time leading scorer ... compiled over 1,000 points in high school ... holds the single-season record for three-pointers made ... averaged 22.2 points per game, added three assists and five rebounds per game.

Personal:

The son of Shronna Whipple and Bryon Taylor ... has three siblings; Byron, Tylon, and Arayia ... Majoring in sports management.

SUMMARY

Games played: 0
 Rebounds/game: 0.0
 Points/game: 0.0
 Assists/game: 0.0
 FG Pct: 0.0
 Turnovers/game: 0.0
 3FG Pct: 0.0
 Assist/turnover ratio: 0.0
 FT Pct: 0.0
 Steals/game: 0.0
 Blocks/game: 0.0

SEASON STATISTICS

OPPONENT	DATE	GS	MIN	FGM-FGA	FG%	3PTM-3PTA	3PT%	FTM-FTA	FT%	OFF	DEF	TOT	AVG	PF	FO	AST	TO	BLK	STL	POINTS	PPG
----------	------	----	-----	---------	-----	-----------	------	---------	-----	-----	-----	-----	-----	----	----	-----	----	-----	-----	--------	-----



#13 | RAYNARD HORRY | FRESHMAN | GUARD | O'FALLON, MO. | FORT ZUMWALT WEST

High School:
Attended Fort Zumwalt West ... 1,000-point scorer ... averaged 17.8 points per game as a senior.

Personal:
The son of Raymond and Kathy Horry ... his two siblings, RJ and Witney ... majoring in sports management

SUMMARY

Games played: 0
Rebounds/game: 0.0
Points/game: 0.0
Assists/game: 0.0
FG Pct: 0.0
Turnovers/game: 0.0
3FG Pct: 0.0
Assist/turnover ratio: 0.0
FT Pct: 0.0
Steals/game: 0.0
Blocks/game: 0.0

SEASON STATISTICS

OPPONENT	DATE	GS	MIN	FGM-FGA	FG%	3PTM-3PTA	3PT%	FTM-FTA	FT%	OFF	DEF	TOT	AVG	PF	FO	AST	TO	BLK	STL	POINTS	PPG
----------	------	----	-----	---------	-----	-----------	------	---------	-----	-----	-----	-----	-----	----	----	-----	----	-----	-----	--------	-----


#20 | BRAYDEN WAMPLER-FOUST | FRESHMAN | GUARD | ST. CHARLES, MO. | ST. CHARLES WEST
Lindenwood:

2021-22 – Redshirted.

High School:

Attended St. Charles West ... conference player of the year as a senior ... two-time first-team all-conference and all-district ... part of two conference championship teams and one district title squad ... averaged 17 points per game as a senior and 15 points per game as a junior ... grabbed 5.5 rebounds per contest and 6.0 assists per contest as a senior ... pulled down 4.0 rebounds per game and averaged 4.5 assists per game as a junior ... as a golfer, named first-team all-conference ... helped lead team to a conference championship.

Personal:

The son of Justin and Amanda Wampler-Foust ... has one brother, Keegan, and one sister, Jordyn ... majoring in business and sports management.

SUMMARY

Games played: 4
 Rebounds/game: 0.3
 Points/game: 0.5
 Assists/game: 0.5
 FG Pct: 25.0
 Turnovers/game: 0.3
 3FG Pct: 0.0
 Assist/turnover ratio: 2.0
 FT Pct: 0.0
 Steals/game: 0.5
 Blocks/game: 0.0

SEASON STATISTICS

OPPONENT	DATE	GS	MIN	FGM-FGA	FG%	3PTM-3PTA	3PT%	FTM-FTA	FT%	OFF	DEF	TOT	AVG	PF	FO	AST	TO	BLK	STL	POINTS	PPG
at Dayton	11/07/22		1	0-0	.000	0-0	.000	0-0	.000	0	0	0	0.0	0	0	1	0	0	0	0	0.0
HANNIBAL-LA GRANGE	11/10/22		3	1-2	.500	0-1	.000	0-0	.000	0	1	1	0.5	0	0	0	1	0	1	2	1.0
at Missouri	11/13/22		2	0-0	.000	0-0	.000	0-0	.000	0	0	0	0.3	0	0	1	0	0	1	0	0.7
EAST-WEST U.	11/30/22		7	0-2	.000	0-1	.000	0-0	.000	0	0	0	0.3	0	0	0	0	0	0	0	0.5
Totals		0	13	1-4	.250	0-2	.000	0-0	.000	0	1	1	0.3	0	0	2	1	0	2	2	0.5



#22 | BRADEN BRYANT | FRESHMAN | GUARD | MASCOUTAH, ILL. | MASCOUTAH

Lindenwood:

2021-22 – Redshirted.

High School:

Attended Mascoutah High School ... earned second-team all-conference recognition ... named Elverado Shhotout Game MVP ... MVC Champions ... averaged 10.0 points per game, with four assists, four rebounds, and two steals per game.

Personal:

The son of Lenny and Brandy Bryant ... has one sibling, Kennedy ... majoring in exercise science.

SUMMARY

Games played: 0

Rebounds/game: 0.0

Points/game: 0.0

Assists/game: 0.0

FG Pct: 0.0

Turnovers/game: 0.0

3FG Pct: 0.0

Assist/turnover ratio: 0.0

FT Pct: 0.0

Steals/game: 0.0

Blocks/game: 0.0

SEASON STATISTICS

OPPONENT	DATE	GS	MIN	FGM-FGA	FG%	3PTM-3PTA	3PT%	FTM-FTA	FT%	OFF	DEF	TOT	AVG	PF	FO	AST	TO	BLK	STL	POINTS	PPG
----------	------	----	-----	---------	-----	-----------	------	---------	-----	-----	-----	-----	-----	----	----	-----	----	-----	-----	--------	-----



#24 | KEENON COLE | JUNIOR | FORWARD | STREAMWOOD, ILL. | POLK STATE

Prior to Lindenwood:

Competed at Polk State ... averaged 11.9 points on 47.7 percent shooting ... pulled down 5.1 rebounds per game ... named all-conference.

High School:

Attended Streamwood High School ... posted 25.9 points with 12.0 rebounds per game ... earned third-team all-state and was named all-conference.

Personal:

The son of Katrina and Quincy Cole ... has seven siblings: Kenya, Johnny, Derrick, Jasmine, Lamont, Quincy, and Stephanie ... interdisciplinary studies major.

SUMMARY

Games played: 16
 Rebounds/game: 4.6
 Points/game: 11.7
 Assists/game: 0.4
 FG Pct: 54.3
 Turnovers/game: 1.4
 3FG Pct: 53.7
 Assist/turnover ratio: 0.3
 FT Pct: 67.5
 Steals/game: 0.4
 Blocks/game: 0.5

SEASON STATISTICS

OPPONENT	DATE	GS	MIN	FGM-FGA	FG%	3PTM-3PTA	3PT%	FTM-FTA	FT%	OFF	DEF	TOT	AVG	PF	FO	AST	TO	BLK	STL	POINTS	PPG
at Dayton	11/07/22		14	5-7	.714	0-1	.000	0-0	.000	1	2	3	3.0	3	0	0	1	0	0	10	10.0
HANNIBAL-LA GRANGE	11/10/22		17	3-6	.500	0-0	.000	0-1	.000	3	2	5	4.0	1	0	0	0	1	0	6	8.0
at Missouri	11/13/22		25	5-10	.500	1-3	.333	1-5	.200	1	1	2	3.3	3	0	0	2	0	1	12	9.3
vs Lamar University	11/18/22		20	3-4	.750	0-1	.000	3-4	.750	3	1	4	3.5	3	0	0	4	1	0	9	9.3
at McNeese	11/19/22		11	2-7	.286	1-1	1.000	2-2	1.000	1	4	5	3.8	2	0	2	1	0	0	7	8.8
vs Western Caro.	11/20/22		22	4-9	.444	2-3	.667	3-3	1.000	1	4	5	4.0	0	0	0	0	1	0	13	9.5
IDAHO ST.	11/23/22		6	0-1	.000	0-0	.000	2-2	1.000	0	0	0	3.4	0	0	0	1	0	0	2	8.4
at Illinois	11/25/22		23	8-11	.727	2-3	.667	2-2	1.000	0	4	4	3.5	1	0	0	1	1	1	20	9.9
EAST-WEST U.	11/30/22		25	6-9	.667	3-4	.750	5-5	1.000	1	4	5	3.7	0	0	2	2	1	0	20	11.0
at Kansas City	12/03/22		28	3-7	.429	0-3	.000	3-5	.600	0	1	1	3.4	4	0	0	2	0	0	9	10.8
KNOX	12/17/22		23	6-8	.750	0-2	.000	0-0	.000	1	5	6	3.6	1	0	0	0	1	0	12	10.9
at BYU	12/20/22		29	2-13	.154	1-4	.250	0-0	.000	1	3	4	3.7	3	0	0	1	0	1	5	10.4
at Utah Tech	12/22/22		21	3-9	.333	2-5	.400	2-3	.667	1	2	3	3.6	3	0	1	3	0	1	10	10.4
at Eastern Ill.	12/29/22		25	3-6	.500	1-1	1.000	1-3	.333	0	9	9	4.0	3	0	0	1	2	0	8	10.2
TENNESSEE TECH	12/31/22		19	8-10	.800	4-5	.800	3-4	.750	0	7	7	4.2	4	0	0	2	0	2	23	11.1
at Little Rock	01/04/23		30	8-10	.800	5-5	1.000	0-1	.000	2	9	11	4.6	2	0	1	1	0	0	21	11.7
Totals		0	338	69-127	.543	22-41	.537	27-40	.675	16	58	74	4.6	33	0	6	22	8	6	187	11.7



#25 | DARIUS BEANE | SENIOR | GUARD | CARBONDALE, ILL. | CSUN

SUMMARY

Games played: 0
Rebounds/game: 0.0
Points/game: 0.0
Assists/game: 0.0
FG Pct: 0.0
Turnovers/game: 0.0
3FG Pct: 0.0
Assist/turnover ratio: 0.0
FT Pct: 0.0
Steals/game: 0.0
Blocks/game: 0.0

SEASON STATISTICS

OPPONENT	DATE	GS	MIN	FGM-FGA	FG%	3PTM-3PTA	3PT%	FTM-FTA	FT%	OFF	DEF	TOT	AVG	PF	FO	AST	TO	BLK	STL	POINTS	PPG
----------	------	----	-----	---------	-----	-----------	------	---------	-----	-----	-----	-----	-----	----	----	-----	----	-----	-----	--------	-----


#30 | CHRIS CHILDS | SENIOR | GUARD | BRONX, N.Y. | INDIAN HILLS CC

SUMMARY

Games played: 16
 Rebounds/game: 4.4
 Points/game: 14.5
 Assists/game: 2.4
 FG Pct: 38.8
 Turnovers/game: 2.8
 3FG Pct: 33.0
 Assist/turnover ratio: 0.8
 FT Pct: 89.8
 Steals/game: 0.9
 Blocks/game: 0.1

SEASON STATISTICS

OPPONENT	DATE	GS	MIN	FGM-FGA	FG%	3PTM-3PTA	3PT%	FTM-FTA	FT%	OFF	DEF	TOT	AVG	PF	FO	AST	TO	BLK	STL	POINTS	PPG	
at Dayton	11/07/22	*	39	6-18	.333	2-9	.222	1-3	.333	0	3	3	3.0	1	0	2	0	0	0	15	15.0	
HANNIBAL-LA GRANGE	11/10/22	*	33	5-13	.385	4-7	.571	0-0	.000	0	6	6	4.5	1	0	2	2	0	0	14	14.5	
at Missouri	11/13/22	*	36	4-10	.400	2-5	.400	9-9	1.000	0	4	4	4.3	0	0	0	4	1	0	19	16.0	
vs Lamar University	11/18/22	*	39	6-16	.375	3-10	.300	2-2	1.000	2	4	6	4.8	4	0	3	1	1	1	17	16.3	
at McNeese	11/19/22	*	40	8-16	.500	5-10	.500	0-0	.000	0	4	4	4.6	2	0	2	3	0	2	21	17.2	
vs Western Caro.	11/20/22	*	29	5-9	.556	0-1	.000	3-4	.750	0	7	7	5.0	5	1	3	3	0	1	13	16.5	
IDAHO ST.	11/23/22	*	45	8-14	.571	3-4	.750	4-5	.800	1	9	10	5.7	1	0	2	3	0	0	23	17.4	
at Illinois	11/25/22	*	28	3-11	.273	0-4	.000	0-0	.000	1	1	2	5.3	1	0	0	1	0	0	6	16.0	
EAST-WEST U.	11/30/22	*	29	4-12	.333	1-4	.250	2-2	1.000	1	9	10	5.8	0	0	11	2	0	2	11	15.4	
at Kansas City	12/03/22	*	29	3-12	.250	1-5	.200	0-0	.000	0	2	2	5.4	2	0	1	4	0	2	7	14.6	
KNOX	12/17/22	*	22	3-11	.273	2-8	.250	4-4	1.000	1	3	4	5.3	3	0	3	3	0	3	12	14.4	
at BYU	12/20/22	*	34	6-15	.400	3-7	.429	2-2	1.000	0	2	2	5.0	2	0	2	2	0	2	17	14.6	
at Utah Tech	12/22/22	*	32	4-12	.333	2-6	.333	5-5	1.000	0	2	2	4.8	2	0	1	6	0	0	15	14.6	
at Eastern Ill.	12/29/22	*	39	3-10	.300	1-6	.167	1-2	.500	0	4	4	4.7	2	0	2	6	0	1	8	14.1	
TENNESSEE TECH	12/31/22	*	36	3-8	.375	2-6	.333	3-3	1.000	0	0	0	4.4	1	0	4	1	0	0	11	13.9	
at Little Rock	01/04/23	*	38	7-14	.500	1-5	.200	8-8	1.000	0	5	5	4.4	1	0	0	4	0	0	23	14.5	
Totals			16	548	78-201	.388	32-97	.330	44-49	.898	6	65	71	4.4	28	1	38	45	2	14	232	14.5



#40 | DEVION HARRIS | FRESHMAN | FORWARD | ST. LOUIS, MO. | PARKWAY CENTRAL

Lindenwood:

2021-22 – Redshirted due to injury.

2020-21 – Played in 17 games and made 14 starts ... averaged 2.7 points per game with 2.5 rebounds per game ... tallied eight steals and seven blocks ... shot 48.5 percent from the field ... handed out one assist ... scored a season-high seven points against William Jewell on January 23 ... pulled down a personal-best nine rebounds in an overtime win against Southwest Baptist on January 30.

High School:

Attended Parkway Central.

Personal:

The son of Tracy Beck and Dejuan Harris ... has two siblings, Dejuan and Chelsea ... majoring in broadcasting communications.

SUMMARY

Games played: 0
Rebounds/game: 0.0
Points/game: 0.0
Assists/game: 0.0
FG Pct: 0.0
Turnovers/game: 0.0
3FG Pct: 0.0
Assist/turnover ratio: 0.0
FT Pct: 0.0
Steals/game: 0.0
Blocks/game: 0.0

SEASON STATISTICS

OPPONENT	DATE	GS	MIN	FGM-FGA	FG%	3PTM-3PTA	3PT%	FTM-FTA	FT%	OFF	DEF	TOT	AVG	PF	FO	AST	TO	BLK	STL	POINTS	PPG
----------	------	----	-----	---------	-----	-----------	------	---------	-----	-----	-----	-----	-----	----	----	-----	----	-----	-----	--------	-----



#42 | REMY LEMOVOU | JUNIOR | FORWARD | YAOUNDE, CAMEROON | COPPIN STATE

Prior to Lindenwood:
Competed at Coppin State.

Personal:
Majoring in criminal justice and law enforcement.

SUMMARY

Games played: 12
Rebounds/game: 2.1
Points/game: 2.4
Assists/game: 0.3
FG Pct: 52.2
Turnovers/game: 0.7
3FG Pct: 0.0
Assist/turnover ratio: 0.4
FT Pct: 55.6
Steals/game: 0.2
Blocks/game: 0.3

SEASON STATISTICS

OPPONENT	DATE	GS	MIN	FGM-FGA	FG%	3PTM-3PTA	3PT%	FTM-FTA	FT%	OFF	DEF	TOT	AVG	PF	FO	AST	TO	BLK	STL	POINTS	PPG
at Dayton	11/07/22		11	1-2	.500	0-0	.000	1-2	.500	1	0	1	1.0	5	1	0	0	0	0	3	3.0
HANNIBAL-LA GRANGE	11/10/22		8	1-3	.333	0-0	.000	0-1	.000	1	2	3	2.0	0	0	0	1	0	1	2	2.5
at Missouri	11/13/22		7	0-3	.000	0-0	.000	0-0	.000	2	1	3	2.3	2	0	0	0	0	0	0	1.7
vs Lamar University	11/18/22		3	1-1	1.000	0-0	.000	0-0	.000	0	1	1	2.0	0	0	0	0	0	0	2	1.8
at McNeese	11/19/22		1	0-0	.000	0-0	.000	0-0	.000	0	0	0	1.6	0	0	0	0	0	0	0	1.4
at Illinois	11/25/22		10	1-1	1.000	0-0	.000	0-0	.000	1	0	1	1.5	1	0	0	0	0	1	2	1.5
EAST-WEST U.	11/30/22		14	4-5	.800	0-0	.000	1-2	.500	2	5	7	2.3	1	0	1	1	2	0	9	2.6
at Kansas City	12/03/22		2	0-0	.000	0-0	.000	0-0	.000	1	0	1	2.1	1	0	0	1	0	0	0	2.3
KNOX	12/17/22		5	0-1	.000	0-0	.000	0-0	.000	0	1	1	2.0	0	0	1	0	0	0	0	2.0
at BYU	12/20/22		7	0-2	.000	0-0	.000	0-0	.000	1	0	1	1.9	1	0	0	1	0	0	0	1.8
at Utah Tech	12/22/22		8	1-2	.500	0-0	.000	3-4	.750	2	0	2	1.9	3	0	0	2	0	0	5	2.1
at Little Rock	01/04/23		12	3-3	1.000	0-0	.000	0-0	.000	1	3	4	2.1	3	0	1	2	2	0	6	2.4
Totals		0	88	12-23	.522	0-0	.000	5-9	.556	12	13	25	2.1	17	1	3	8	4	2	29	2.4



With her husband, George Sibley, pioneer educator Mary Sibley founded Lindenwood as a school for young women in 1827. Lindenwood was committed to combining professional issues with academic pursuits, the social with the intellectual, and the spiritual with the physical. In short, Mary Sibley brought holistic higher education to the American frontier.

Lindenwood became a Presbyterian college in 1853 and still maintains a historical relationship with the Presbyterian Church. In 1918, Lindenwood became a four-year college, and in 1969, Lindenwood attempted to strengthen its financial base by becoming co-ed. The school altered its name in 1974. The Lindenwood Colleges referred to the school's individual operations for men and women and also to its accelerated evening program, the Lindenwood College for Individualized Education, and its graduate programs.

During the '70s and '80s, the school struggled with a changing economy and accumulated substantial indebtedness. Enrollments began to decline, and by the spring of 1989, the number of day students had dropped below 1,000. As well, institutional change during those decades had led to some loss of clarity of mission. In view of



these fiscal and cultural challenges, the Board of Directors resolved to "refound" the school by returning to the fundamental precepts of individualized, holistic, values-oriented higher education that combines the practical with the academic. A president experienced in financial management and organizational revitalization was hired to lead the whole Lindenwood community in its collective renewal initiative. The result was a period of rapid growth and innovation that enabled the college to become the higher-education leader that it is today.

At the height of its revival, Lindenwood College became Lindenwood University in 1997. Enrollment burgeoned, and new construction arrived in late 1997 with the Hyland Performance Arena. By 1998-99, the annual enrollment approached 9,500, the faculty was growing, and the school balanced its budgets and increased revenues.

In 2000, Lindenwood dedicated the first of eight new residence halls to be constructed over the next decade—the first such construction in more than 30 years. In 2002, Lindenwood built the beautiful new Spellmann Campus Center. The 136,000-square-foot J. Scheidegger Center for the Arts opened in 2008.

The growth has not slowed. Additional construction has included expansion and renovation of Harmon Hall, now the home of the Robert W. Plaster School of Business and Entrepreneurship, and the 120,000-square-foot Evans Commons opened to great fanfare in 2011. A new athletics building was added in 2012 adjacent to Harlen Hunter Stadium, corresponding with Lindenwood's transition to the NCAA Division II.

Lindenwood opened in 2017 a 100,000-square-foot Library and Academic Resources Center at the front of the campus. The building serves as a hub for student services and academics.

Academically, Lindenwood has grown as well with extension of its longstanding general accreditation, the addition of numerous specialized accreditations for individual programs, and the addition of a number of degree programs, including the school's first doctoral degrees in the School of Education.

Mary Sibley ran a tightly managed school with a resourceful spirit and a clear purpose. She would have been proud of today's Lindenwood.

