



2022

## LINDENWOOD

M E N ' S B A S K E T B A L L

2023

## MATCHUP

JANUARY 28, 2023 | 2:00 P.M. | GENTRY CENTER | NASHVILLE, TENN.

LINDENWOOD UNIVERSITY  
LIONS2022-23 RECORD  
7-15 OVERALL | 2-7 OVC

VS

TENNESSEE STATE UNIVERSITY  
TIGERS2022-23 RECORD  
11-11 OVERALL | 3-6 OVC

## SCHEDULE

DATE	OPPONENT	TIME/RESULT
Nov. 7	at #24 Dayton	L, 46-73
Nov. 10	Hannibal-LaGrange	W, 85-58
Nov. 13	at Missouri	L, 53-82
Nov. 18	vs. Lamar#	L, 71-73
Nov. 19	at McNeese State#	W, 78-60
Nov. 20	vs. Western Carolina#	L, 88-90 (OT)
Nov. 23	Idaho State	W, 77-76 (OT)
Nov. 25	at #16 Illinois	L, 59-92
Nov. 30	East-West	W, 103-56
Dec. 3	at Kansas City	L, 47-61
Dec. 17	Knox College	W, 77-42
Dec. 20	at Brigham Young	L, 61-90
Dec. 22	at Utah Tech	L, 64-95
Dec. 29	at Eastern Illinois*	L, 54-55
Dec. 31	Tennessee Tech*	W, 82-64
Jan. 4	at Little Rock*	W, 67-62
Jan. 7	Tennessee State*	L, 57-60
Jan. 12	at Southeast Missouri State*	L, 71-94
Jan. 14	at SIUE*	L, 58-68
Jan. 19	Southern Indiana*	L, 65-81
Jan. 21	Morehead State*	L, 63-72
Jan. 26	at UT Martin*	L, 59-66
Jan. 28	at Tennessee State*	2:00 p.m.
Feb. 2	Eastern Illinois*	8:00 p.m.
Feb. 4	UT Martin*	3:30 p.m.
Feb. 9	SIUE*	8:00 p.m.
Feb. 11	at Southern Indiana*	7:30 p.m.
Feb. 16	at Tennessee Tech*	7:30 p.m.
Feb. 18	at Morehead State*	4:00 p.m.
Feb. 23	Southeast Missouri State*	8:00 p.m.
Feb. 25	Little Rock*	3:30 p.m.
Mar. 1-4	Ohio Valley Conference Championships	TBA

\* - OVC contests | # - McNeese Tournament

-All game times are local | -Rankings from NABC Poll



Watch | es.pn/40lzKUn



Stats | bit.ly/3WDeGp6

## WHAT TO WATCH FOR

The Lindenwood men's basketball team (7-15, 2-7 OVC) will head to Nashville, Tenn. on Saturday to take on Tennessee State (11-11, 3-6 OVC) for a 2:00 p.m. tipoff.

The Lions and Tigers met earlier this season, as Tennessee State had the upper hand in a 60-57 win inside Hyland Arena. The Lions held a 14-point lead at the half, and collected 36:35 of game clock with the advantage. However, Tennessee State took a late lead to secure its road victory.

Kevin Caldwell Jr. and Chris Childs led the team with 15 points, while Keenon Cole posted 13 points. Cole pulled down seven boards and compiled three blocks. David Ware grabbed 12 rebounds to lead all players in the game, but the Tigers collected 16 offensive rebounds which aided in the win over Lindenwood.

The Lions are looking to bounce back from a 66-59 loss to UT Martin on Thursday. Cole led all scorers with 19 points on 8-of-13 shooting, including 3-of-5 from behind the arc. Tommie Williams ended his night with 11 points and two blocks in his 25 minutes of action. Both teams were even on points off turnovers (14) and points in the paint (30), but the Skyhawks outscored the Lions 15-3 on the fast break.

The Tigers are led by Jr. Clay who is posting 19.3 points per contest, and has dished out 101 assists through 20 games. Clay put up 22 points in the previous meeting with the Lions on January 7 in St. Charles, Mo.

Lindenwood will start the month of February with a three-game home stand.

## LINDENWOOD LEADERS - 2022-23 STATISTICS

## POINTS

- »Chris Childs (12.9 PPG, 36.9 FG%, 34.1 3FG%)
- Keenon Cole (12.5 PPG, 52.2 FG%, 49.1 3FG%)
- Kevin Caldwell Jr. (12.1 PPG, 34.8 FG%, 25.7 3FG%)

## REBOUNDS

- »Cam Burrell (5.7 RPG, 49 DREB, 77 DREB)
- David Ware (5.2 RPG, 34 DREB, 76 DREB)
- Keenon Cole (4.6 REB, 24 DREB, 78 DREB)

## ASSISTS/STEALS/BLOCKS

- »Kevin Caldwell Jr. (71 ASSISTS, 23 STEALS, 4 BLOCKS)
- Cam Burrell (35 ASSISTS, 35 STEALS, 34 BLOCKS)
- Chris Childs (46 ASSISTS, 19 STEALS, 3 BLOCKS)

## PROJECTED STARTING FIVE



WARE



TRACEY



BURRELL



CALDWELL JR.



CHILDS



# 2022-23 MEN'S BASKETBALL PROSPECTUS

## GENERAL INFORMATION

Name ..... Lindenwood University  
 Location ..... St. Charles, Mo.  
 Founded ..... 1827  
 Enrollment ..... 6,845  
 Nickname ..... Lions  
 School Colors ..... Black and Gold  
 Stadium ..... Robert F. Hyland Arena  
 Affiliation ..... NCAA Division I  
 Conference ..... Ohio Valley Conference (OVC)  
 President ..... John R. Porter  
 Athletics Director ..... Jason Coomer  
 Faculty Representative ..... David Arns  
 Athletics Phone ..... 636-949-4600  
 Ticket Office Phone ..... 636-949-4953  
 Institution website ..... www.lindenwood.edu  
 Athletics website ..... www.lindenwoodlions.com

## ATHLETICS COMMUNICATIONS

Men's Basketball Contact ..... Blake Bunton  
 Email ..... bbunton@lindenwood.edu  
 Office Phone ..... 636-627-4330  
 Cell Phone ..... 314-607-7616

Secondary Men's Basketball Contact ..... Andrew Honerkamp  
 Email ..... ahonerkamp@lindenwood.edu  
 Office Phone ..... 636-949-4358

## PRIMARY MEDIA COVERAGE

### Lindenwood Campus Media

Name ..... Phone Number  
 KCLC (Radio) ..... 636-949-4891  
 LUTV ..... 636-949-4513

### St. Charles/St. Louis Media

Name ..... Phone Number  
 St. Charles Journal ..... 636-946-6111  
 St. Louis Post-Dispatch ..... 314-340-8888  
 KTVI (Channel 2-Fox) ..... 314-213-7831  
 KMOV (Channel 4-CBS) ..... 314-444-6333  
 KDSK (Channel 5-NBC) ..... 314-444-5125

## COACHING STAFF

Head Coach ..... Kyle Gerdeman  
 Alma Mater, Year ..... Southeast Missouri State (1998)  
 Record at Lindenwood ..... 41-58 (4th Season)  
 Career Record ..... 41-58 (4th Season)  
 Office Phone ..... 636-949-4633  
 Email ..... kgerdeman@lindenwood.edu

Assistant Coach ..... Anthony Beane  
 Assistant Coach ..... Tommy Abdenour  
 Assistant Coach ..... Kyle Campbell  
 Athletic Trainer ..... Zach Glenn  
 Athletic Performance ..... Michael Reese  
 Student Manager ..... Jack Buehler

## COMMUNICATIONS INFORMATION

### Credentials:

Requests for credentials to cover Lindenwood home athletics events must be submitted to Athletics Communications no less than 48 hours prior to the event. Approved credentials will be granted to working media only.

### Photographers:

Photographers and videographers wishing to shoot Lindenwood sporting events must request credentials from the Lindenwood Athletics Communications Staff. Photographers must obey NCAA rules pertaining to the designated areas to shoot from.

### Visiting Radio:

Requests for radio broadcasts must be made through the Lindenwood Athletics Communications Staff. Lindenwood offers a courtesy photo line for visiting radio as well as internet connection. The phone number will be available by calling the Athletics Communications Staff.

### Interview Policy:

All interview requests for players and coaches must go through the Lindenwood Athletics Communications Staff. Postgame interviews will be setup by the Athletics Communications Staff after players and coaches have a short cool-down period.

**THIS WEEK'S SCHEDULE****Thursday, January 26**

- \*SIUE at Tennessee Tech, 6:00 p.m. (ESPNNews)
- \*Little Rock at Morehead State, 6:00 p.m. (ESPN+)
- \*Tennessee State at Southeast Missouri, 7:00 p.m. (ESPN+)
- \*Eastern Illinois at Southern Indiana, 7:30 p.m. (ESPN+)
- \*Lindenwood at UT Martin, 8:00 p.m. (ESPN+)

**Saturday, January 28**

- \*SIUE at Morehead State, 2:00 p.m. (ESPN+)
- \*Little Rock at Tennessee Tech, 3:00 p.m. (ESPN+)
- \*Southeast Missouri at Eastern Illinois, 3:30 p.m. (ESPN+)
- \*Southern Indiana at UT Martin, 3:30 p.m. (ESPN+)
- \*Lindenwood at Tennessee State, 3:30 p.m. (ESPN+)

**OVC PLAYERS OF THE WEEK****CO-PLAYER**

Jacob Polakovich, F ■ 6-9, 245, Sr. ■ Grand Rapids, Mich. ■ Southern Indiana Polakovich, the first player to be named OVC Player of the Week more than once this season, led Southern Indiana to a pair of wins in averaging 12.5 points and 17.5 rebounds/game while hitting 45.5 percent (10-of-22) from the field. In Saturday's win at first-place SIUE, the senior pulled down 23 rebounds, tied for the fourth-most nationally in a game this season. It marked his third 20-plus rebound game of the season (he had a NCAA-best 26 rebounds earlier in the season, as well as a 20-rebound game); Polakovich is the only Division I player with more than one 20-rebound game of the season. In that win he added 16 points (all in the second half), an assist and steal. Earlier in the week he had nine points, 12 rebounds, and an assist in 23 minutes of action at Lindenwood. His eight double-doubles on the season are the second-most in the OVC and 23rd-most nationally. He also leads the OVC in rebounding (12.2/game), which is tied for third nationally, and ranks fourth in field goal percentage (55.8%).

**CO-PLAYER**

Jr. Clay, G ■ 6-0, 170, Grad. ■ Chattanooga, Tenn. ■ Tennessee State Clay became the 20th member of the OVC's 2,000-Point Club last week, hitting the mark with a 33-point performance at Little Rock on Saturday. The 33 points are the third-most by an OVC player in a game this season; Clay scored 28 of those points after halftime and finished the game 11-of-24 from the field and 10-of-11 at the free throw line. He added six assists, four rebounds and a steal. Clay opened the week with 18 points, three rebounds, three assists and a steal against Eastern Illinois. He hit 3-of-4 free throws in the final 42 seconds as the Tigers won by four points. Clay leads the OVC in scoring (18.9 points/game), is second in assists (4.6/game), fifth in 3-pointers made (2/4/game), sixth in assist-to-turnover ratio (1.4) and seventh in free throw percentage (80.9%) In Conference-only games Clay is averaging 22.5 points/game.

*Others Nominated: Kinyon Hodges, Eastern Illinois; CJ White, Little Rock; Kalil Thomas, Morehead State; Chris Harris, Southeast Missouri; Ray Sean Taylor, SIUE; Jayvis Harvey, Tennessee Tech; Jordan Sears, UT Martin.*

**NEWCOMER**

Kinyon Hodges, G ■ 6-2, 180, Jr. ■ Cape Girardeau, Mo. ■ Eastern Illinois Hodges, a transfer from Three Rivers College, won his second-straight OVC Newcomer of the Week award after averaging 23.5 points, 6.0 rebounds, 2.5 assists and 2.0 steals/game while hitting 50 percent (16-of-32) from the field, 41.7 percent (5-of-12) from 3-point range and 90.9 percent (10-of-11) at the free throw line. Hodges had 22 points on 9-of-18 shooting (4-of-7 3-pointers) at Tennessee State; in that game he added six rebounds, a block and assist in 34 minutes without committing a turnover. He followed that by scoring 19 of his season-high 25 points in the first half against UT Martin. In

that game Hodges hit 7-of-14 shots and 10-of-11 free throws in 38 minutes of action while adding six rebounds, four assists and four steals. Hodges ranks seventh in the OVC in scoring (14.4 points/game), 10th in field goal percentage (48.9%) and 11th in steals (1.5/game).

*Others Nominated: Kalil Thomas, Morehead State; Trevor Lakes, Southern Indiana; Jayvis Harvey, Tennessee Tech; Jordan Sears, UT Martin.*

**FRESHMAN**

Kyle Thomas, C ■ 6-10, 240, Fr. ■ Bolingbrook, Ill. ■ Eastern Illinois In a pair of road games Thomas averaged 11.5 points, 5.0 rebounds, 1.5 steals and 1.0 assists/game while hitting 60 percent (9-of-15) from the field and 83.3 percent (5-of-6) from the foul line. He tallied a season-high 16 points in 14 minutes of action against Tennessee State. Thomas hit 6-of-7 field goals and 4-of-4 free throws while adding three rebounds, an assist and steal. Against UT Martin he registered seven points on 3-of-8 shooting, while adding seven rebounds, two seals and an assist. It marks the third time this season he has been named OVC Freshman of the Week.

*Others Nominated: Ante Beljan, Little Rock.*

**OTHER NOTABLE PERFORMANCES**

*Below are other notable performances from the past week.*

- CJ White (G, Grad.), Little Rock. Averaged a double-double (16.0 points, 10.0 rebounds) while adding 6.5 assists/game. Missed a triple-double by two assists against Tennessee Tech. Against Tennessee State, had a career-high 21 points.
- Chris Harris (G, R-Sr.), Southeast Missouri. Averaged 19.5 points and 6.5 rebounds/game last week. Recorded his first career double-double with 23 points and 11 rebounds in double overtime win against Tennessee Tech.
- Ray Sean Taylor (G, R-So.), SIUE. Averaged 21.5 points, 3.5 rebounds, 3.5 assists and 3.0 steals/game last week. Had a season-high 24 points against Morehead State, hitting 5-of-11 3-pointers.
- Jordan Sears (G, So), UT Martin. Led the Skyhawks to a pair of wins in averaging 17.5 points, 4.5 assists and 4.0 rebounds/game while hitting 70 percent (14-of-20) from the field. Had 20 points, four assists and four rebounds at SEMO and followed that with 15 points, five assists and four rebounds vs. EIU.

**NOTES FROM AROUND THE LEAGUE**

**OVC Overview/This Week's Highlights:** After four weeks of Conference play, there is a six-way tie for first place in the OVC (Morehead State, Southeast Missouri, SIUE, Southern Indiana, Tennessee Tech, UT Martin) ... Tennessee State's Jr. Clay became the 20th member of the OVC's 2,000-Point Club with a layup in the second half against Little Rock on January 21; Clay now has 2,021 career points, which is 17th in OVC history ... Clay also moved into a tie for eighth place in career steals (228) ... Clay leads the OVC and ranks 41st nationally in scoring (18.9 points/game) ... USI's Jacob Polakovich had his third 20-plus rebound game of the season against SIUE, pulling down 23 rebounds (he also had a 26 and 20-rebound game); he is the only player in Division I with more than one 20-plus rebound game in 2022-23 ... USI has won four-straight games and is +10 in rebounding margin over its last nine games ... UT Martin swept the season series with SEMO, only the sixth time the Skyhawks have swept the Redhawks since joining the Division I ranks in 1992 ... SIUE's Shamar Wright is only 25 points away from 1,000 for his career ... SIUE's Demarco Minor is third nationally in free throw percentage (94.4%) while Little Rock's Myron Gardner is ninth in double-doubles (10) ... EIU's Sincere Malone has 42 steals (25th nationally), which ranks second nationally among all freshman players ... UTM's Parker Stewart is 31st nationally in 3-pointers made/game (2.90) ... As a team UT Martin is 15th nationally in rebounding (39.81/game) and 16th in fast break points (15.24/game) and scoring offense (82.0 points/game) ... Eastern Illinois is 29th nationally in steals (9.0/game), 36th nationally in bench points/game (26.29) and 43rd in



turnover margin (+2.8/game) ... SIUE is 16th nationally in free throws made/game (17.0) ... This week is "Suits And Sneakers Week," the signature initiative of the American Cancer Society and NABC's Coaches vs. Cancer program; it unites coaches across all levels of basketball to raise funds and awareness about the fight against cancer.

**Minor Sets Consecutive Free Throws Made Record:** SIUE sophomore guard Damarco Minor set a new OVC record for consecutive made free throws with his 47th straight against Eastern Illinois on January 12 (the streak came to an end on the next attempt). The 47-straight free throws broke the previous record of 46 held by Morehead State's Glen Napier (set during the 1981-82 season).

**20/20 Games:** Southern Indiana's Jacob Polakovich had 27 points and 26 rebounds in the Screaming Eagles win over Southeast Missouri on December 29. It marked the first 20/20 game by an OVC player since the 2019-20 season (when Austin Peay's Terry Taylor and UT Martin's Quintin Dove each had one in the month of February). Overall it was just the 11th 20/20 game by an OVC player over the past 13 seasons. The 26 rebounds was the most by an OVC player dating back to at least the 2002-03 season (the single-game record was 38 set in 1956-57). The 26 rebounds are also the most by a NCAA player this season (Division I, II or III); Polakovich has a three of 20-plus rebound games this season (26, 23, 20), making him the only Division I player to achieve that feat (and the only player to have more than one such game).

**Lakes Ties OVC Single-Game 3-Point Record:** Southern Indiana graduate student Trevor Lakes tied the OVC single-game 3-pointers record when he made 10 (of 16) in a victory over IUPUI. He is the fifth player in OVC history to achieve the feat and first since the 2018-19 season.

Marc Polite, Eastern Illinois (vs. Arkansas State), 1999-2000

Glenn Cosey, Eastern Kentucky (vs. EIU), 2013-14

Nick Smith, Belmont (vs. UT Martin), 2016-17

Corey Tillery, Tennessee Tech (vs. Warren Wilson College), 2018-19

Trevor Lakes, Southern Indiana (vs. IUPUI), 2022-23

**Eastern Illinois Pulls Off BIG Upset:** Eastern Illinois entered the December 21 game at Iowa as a 31.5-point underdog but shot 72 percent from the floor in the second half on its way to a 92-83 victory. It was the largest upset (by point spread) in the past 30 seasons. Over the past 30 years, teams that were 30 or more point underdogs had been 0-558 in such games. It also snapped Iowa's 24-game home non-conference win streak and was the fourth win over a Power Five school in EIU's history.

**Triple-Doubles:** Lindenwood senior guard Chris Childs registered the 23rd all-time triple-double in OVC history on November 30 in a win over East-West University. He had 11 points, 11 assists and 10 rebounds in 29 minutes of action. There has been at least one triple-double in the OVC in six of the past seven seasons (2016-17, 2017-18, 2018-19, 2020-21, 2021-22, 2022-23).

**Taylor and Stewart Named to Lou Henson Award Watch List:** SIUE guard RaySean Taylor and UT Martin guard Parker Stewart have been named to the 2022-23 Lou Henson National Player of the Year Award Watch List by CollegeInsider.com. The award, which is presented annually to the top mid-major player in division I college basketball, honors the former Illinois and New Mexico State head coach who won 775 games in 41 seasons.

**New Teams:** The OVC welcomes three new teams this year in Lindenwood, Little Rock and Southern Indiana. Little Rock moves over from the Sun Belt while Lindenwood and USI are reclassifying from Division II and the Great Lakes Valley Conference (GLVC). The trio marks just the 22nd, 23rd and 24th full-time members in the 75-year history of the OVC.

**All Teams Eligible for OVC Tournament:** Both reclassifying teams, Lindenwood and Southern Indiana, are eligible to compete and win the OVC Tournament Championship this season. Should a transitioning school win an OVC Tournament Championship, the AQ shall be awarded to the tournament runner-up. Should the tournament runner-up also be a transitioning school, the AQ representative shall be the highest seed going into the tournament.

**OVC Basketball Championships Held at Ford Center in Evansville For Sixth Consecutive Year:** The OVC Men's and Women's Basketball Championships will be held March 1-4 at the Ford Center in Evansville, Indiana. It marks the sixth-straight season the event will be held in the building after a long run in Nashville. The Ford Center, which opened in 2011, is an 11,000-seat arena located in the core of Evansville's downtown district. The 290,000-square foot facility serves as home of the University of Evansville's men's basketball team and the Evansville Thunderbolts of the Southern Professional Hockey League. The Ford Center also serves as host to numerous sporting events and concerts on an annual basis. In September 2019, the OVC signed a three-year extension to keep the event at the venue through 2023, with an option for a fourth-year (2024), which was exercised in fall 2022.

**OVC Tournament Championship Format:** Once again the OVC Tournament will include a merit-based format. The format, which began in 2011, has the top eight men's and women's teams qualifying for the tournament. The No. 1 and 2 seeds will receive two byes to the semifinals while the No. 3 and 4 seeds will receive one bye into the quarterfinals. The first round will include the No. 5 seed against the No. 8 seed and the No. 6 seed against the No. 7 seed. The women's bracket also uses a merit-based bracket.

**Recent Postseason Success:** OVC teams have won at least one national postseason game in 12 of the past 13 postseasons. Morehead State won a NCAA game in 2009, Murray State won in the NCAA Tournament in 2010, Morehead State won in the NCAA's in 2011, Murray State won in the NCAA's in 2012, Eastern Kentucky won in the CIT in 2013, Belmont (NIT) and Murray State (CIT) won games in 2014, Eastern Illinois (CIT), Eastern Kentucky (CIT), Murray State (NIT) and UT Martin (CIT) scored victories in 2015 (the four different teams to record a victory in the single postseason was an OVC record). Morehead State (CBI) and UT Martin (CIT) won in 2016, Belmont (NIT) and UT Martin (CIT) scored wins in 2017, Austin Peay (CIT) and Jacksonville State (CBI) won in 2018 and Belmont and Murray State in 2019 (NCAA) before no postseason was held in 2020. A streak of 11-straight years ended in 2021 (when only one team made the reduced postseason), and the OVC began a new streak with Murray State winning in the NCAA Tournament in 2022.

**OVC Players in the NBA:** Five former OVC men's basketball players made National Basketball Association (NBA) rosters for 2022-23. In 2021, Cameron Payne helped Phoenix advance to the NBA Finals. It marked the fourth time in the past six years an OVC player had competed in the NBA Finals. In 2020 Ja Morant was named the NBA Rookie of the Year, making him one of three players from a non-Power 5 Conference to win the award since 1983-84 (joining Damian Lillard of Weber State in 2012-13 and Larry Johnson of UNLV in 1991-92).

- Robert Covington, Los Angeles Clippers (Tennessee State)
- Ja Morant, Memphis Grizzlies (Murray State)
- Cameron Payne, Phoenix Suns (Murray State)
- Terry Taylor, Indianapolis Pacers (Austin Peay)
- Dylan Windler, Cleveland Cavaliers (Belmont)

**OVC to Produce 10-Game Linear Television Package and Use "Wild Card" Selections:** The OVC will produce a national television package in 2022-23 that will include nine men's basketball games and one women's basketball



contest that will air on the ESPN Family of Networks. Five of the seven regular season games and the men's tournament semifinals will air on ESPN2 with two regular season games airing on ESPN3. The Men's Championship game will air on ESPN2. Each of the regular season games will be "wild card selections" with the matchup picked approximately two weeks ahead of the game.

subscribe to ESPN+ for \$9.99 a month (or \$99.99 per year) or as part of a bundle with Disney+ and ad-supported Hulu (\$13.99/month). ESPN+ is an integrated part of the ESPN App (on mobile and connected devices). More information can be found at [www.OVCsports.com/ESPN](http://www.OVCsports.com/ESPN).

**Simon Named Preseason Player of the Year:** The 2022-23 OVC Preseason Men's Basketball Team was headlined by UT Martin senior guard KJ Simon. He is the first Skyhawk to be named OVC Preseason Player of the Year since 2008-09, when All-American and future NBA player Lester Hudson earned the honor. Overall, seven different schools were represented on the team with Tennessee State leading the way with four picks. Southeast Missouri, SIUE and UT Martin had two selections apiece while Morehead State, Southern Indiana and Tennessee Tech each had one pick. Other returning All-OVC selections from last year who made the preseason team were Southeast Missouri sophomore guard Phillip Russell and Tennessee State graduate guard Jr. Clay while SIUE sophomore Ray'Sean Taylor earned All-Newcomer honors. Two other players previously earned All-OVC accolades before transferring away from the league and then back this season. Those players are Morehead State senior guard Mark Freeman and UT Martin graduate guard Parker Stewart. The team was rounded out by Southeast Missouri senior guard Chris Harris, SIUE sophomore forward DeeJuan Pruitt, Southern Indiana senior guard Jelani Simmons, Tennessee Tech graduate guard Ty Perry and a trio of Tennessee State players in sophomore guard Marcus Fitzgerald Jr., senior guard Dedric Boyd and graduate forward Zion Griffin.

**Morehead State Picked as OVC Preseason Favorites:** In a vote of OVC head men's basketball coaches and communication directors, Morehead State has been picked the preseason favorites for the 2022-23 season. It marks the first time since 2009-10 that the Eagles have been tabbed the preseason favorites. The Eagles were one of five different teams to pick up first-place votes, tallying seven top picks to finish with 138 points. They finished ahead of Tennessee State who had two first-place votes (130 points), UT Martin who had seven first-place votes (120 points), Southeast Missouri who had two first-place votes (115) and SIUE who picked up two first-place votes (111 points). The poll was rounded out by Little Rock (102), Southern Indiana (68), Tennessee Tech (62), Eastern Illinois (31) and Lindenwood (23).

**Men's Basketball Experimental Rules for Second Half Media Timeouts in Conference Play:** This season in Conference men's basketball games, the league will participate with a NCAA Experimental Rule which establishes a standard media timeout format for the second half of all OVC men's basketball regular season and conference tournament games (the experimental rule does not pertain to non-conference games). The rule establishes the standard media timeout format for all OVC games which requires electronic media timeout marks that occur after the first stoppage of play following the 17-, 14-, 11-, 8- and 4- minute marks in the second half. The experimental rule, which was approved by the NCAA Playing Rules Oversight Panel, is designed to help standardize the traditional "floater" media mark in the second half.

**The 2022-23 Season:** The 2022-23 season marks the 75th of competition in the OVC. Over the previous 74 years, 13 different teams have claimed an OVC regular season championship.

**ESPN+:** This year marks the fifth of the OVC's media rights deal with ESPN to air games on ESPN+, the multi-sport, direct-to-consumer video service from The Walt Disney Company Direct-to-Consumer & International segment. This season over 200 men's and women's basketball regular season Conference games and non-conference games will be streamed on ESPN+. Fans can





## NUMERICAL ROSTER

NO.	NAME	POS.	HT.	WT.	CLASS	HOMETOWN	HIGH SCHOOL
0	David Ware	F	6-5	210	Jr.	Milford, Va.	Fork Union Military Academy
1	Donavan Moore	G	6-3	185	Jr.	Hillsboro, Ill.	West Bloomfield HS
2	Brandon Trimble	G	6-2	182	Sr.	St. Joseph, Ill.	Wisconsin Parkside
3	Tommie Williams	G	6-4	182	Fr.	Belleville, Ill.	Belleville West HS
4	Jacob Tracey	G	6-4	195	Jr.	Fort Myers, Fla.	Indian Rivers CC
5	Cam Burrell	F	6-7	180	Sr.	Chicago, Ill.	Highland CC
10	Karrington Davis	F	6-7	215	Jr.	St. Louis, Mo.	Butler CC
11	Kevin Caldwell Jr.	G	5-11	170	Sr.	Alton, Ill.	Southwestern Illinois College
12	Sharrod Taylor	G	6-3	175	So.	Youngstown, Ohio	Chaney HS
13	Raynard Horry	G	5-11	170	Fr.	O'Fallon, Mo.	Fort Zumwalt West HS
20	Brayden Wampler-Foust	G	6-3	190	Fr.	St. Charles, Mo.	St. Charles West HS
22	Braden Bryant	G	6-1	180	Fr.	Mascoutah, Ill.	Mascoutah HS
24	Keenon Cole	F	6-7	215	Jr.	Streamwood, Ill.	Polk State
25	Darius Beane	G	6-3	175	Sr.	Carbondale, Ill.	CSUN
30	Chris Childs	G	6-2	180	Sr.	Bronx, N.Y.	Indian Hills CC
40	Devion Harris	F	6-7	240	Fr.	St. Louis, Mo.	Parkway Central HS
42	Remy Lemovou	F	6-9	220	Jr.	Yaounde, Cameroon	Coppin State

## ALPHABETICAL ROSTER

NO.	NAME	POS.	HT.	WT.	CLASS	HOMETOWN	HIGH SCHOOL
25	Darius Beane	G	6-3	175	Sr.	Carbondale, Ill.	CSUN
22	Braden Bryant	G	6-1	180	Fr.	Mascoutah, Ill.	Mascoutah HS
5	Cam Burrell	F	6-7	180	Sr.	Chicago, Ill.	Highland CC
11	Kevin Caldwell Jr.	G	5-11	170	Sr.	Alton, Ill.	Southwestern Illinois College
30	Chris Childs	G	6-2	180	Sr.	Bronx, N.Y.	Indian Hills CC
24	Keenon Cole	F	6-7	215	Jr.	Streamwood, Ill.	Polk State
10	Karrington Davis	F	6-7	215	Jr.	St. Louis, Mo.	Butler CC
40	Devion Harris	F	6-7	240	Fr.	St. Louis, Mo.	Parkway Central HS
13	Raynard Horry	G	5-11	170	Fr.	O'Fallon, Mo.	Fort Zumwalt West HS
42	Remy Lemovou	F	6-9	220	Jr.	Yaounde, Cameroon	Coppin State
1	Donavan Moore	G	6-3	185	Jr.	Hillsboro, Ill.	West Bloomfield HS
12	Sharrod Taylor	G	6-3	175	So.	Youngstown, Ohio	Chaney HS
4	Jacob Tracey	G	6-4	195	Jr.	Fort Myers, Fla.	Indian Rivers CC
2	Brandon Trimble	G	6-2	182	Sr.	St. Joseph, Ill.	Wisconsin Parkside
20	Brayden Wampler-Foust	G	6-3	190	Fr.	St. Charles, Mo.	St. Charles West HS
0	David Ware	F	6-5	210	Jr.	Milford, Va.	Fork Union Military Academy
3	Tommie Williams	G	6-4	182	Fr.	Belleville, Ill.	Belleville West HS

## ROSTER BY CLASS

<b>SENIOR - 5</b>		
Darius Beane	Sr.	Carbondale, Ill.
Cam Burrell	Sr.	Chicago, Ill.
Chris Childs	Sr.	Bronx, N.Y.
Kevin Caldwell Jr.	Sr.	Alton, Ill.
Brandon Trimble	Sr.	St. Joseph, Ill.

<b>JUNIOR - 6</b>		
Keenon Cole	Jr.	Streamwood, Ill.
Karrington Davis	Jr.	St. Louis, Mo.
Remy Lemovou	Jr.	Yaounde, Cameroon
Donavan Moore	Jr.	Hillsboro, Ill.
Jacob Tracey	Jr.	Fort Myers, Fla.
David Ware	Jr.	Milford, Va.

<b>SOPHOMORE - 1</b>		
Sharrod Taylor	So.	Youngstown, Ohio

<b>FRESHMAN - 5</b>		
Braden Bryant	Fr.	Mascoutah, Ill.
Devion Harris	Fr.	St. Louis, Mo.
Raynard Horry	Fr.	O'Fallon, Mo.
Brayden Wampler-Foust	Fr.	St. Charles, Mo.
Tommie Williams	Fr.	Belleville, Ill.

## ROSTER BY LOCATION

<b>CAMEROON - 1</b>	
Remy Lemovou	Yaounde, Cameroon

<b>FLORIDA - 1</b>	
Jacob Tracey	Fort Myers, Fla.

<b>ILLINOIS - 8</b>	
Darius Beane	Carbondale, Ill.
Braden Bryant	Mascoutah, Ill.
Cam Burrell	Chicago, Ill.
Keenon Cole	Streamwood, Ill.
Kevin Caldwell Jr.	Alton, Ill.
Donavan Moore	Hillsboro, Ill.
Brandon Trimble	St. Joseph, Ill.
Tommie Williams	Belleville, Ill.

<b>MISSOURI - 4</b>	
Karrington Davis	St. Louis, Mo.
Devion Harris	St. Louis, Mo.
Raynard Horry	O'Fallon, Mo.
Brayden Wampler-Foust	St. Charles, Mo.

<b>NEW YORK - 1</b>	
Chris Childs	Bronx, N.Y.

<b>OHIO - 1</b>	
Sharrod Taylor	Youngstown, Ohio

<b>VIRGINIA - 1</b>	
David Ware	Milford, Va.




## PRONUNCIATION GUIDE

Cam Burrell	BUR-ELL
Sharrod Taylor	SHA-ROD
Brandon Trimble	TRIM-BULL
Brayden Wampler-Foust	WOMP-LUR - FOW-ST

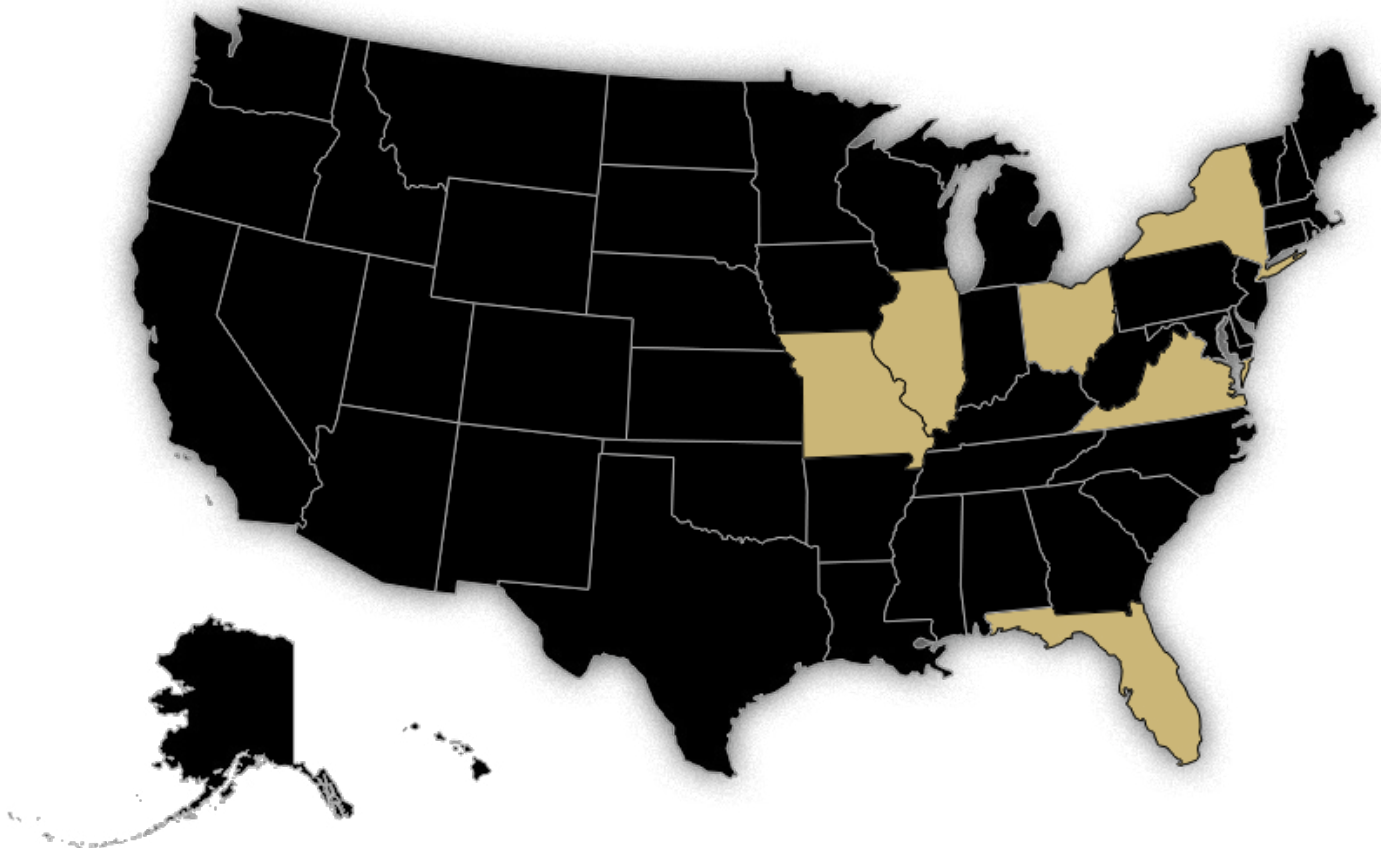
Kyle Gerdeman	GUR-DUH-MIN
Tommy Abdenour	AB-DEN-OUR



2022-23 LINDENWOOD LIONS



LIONS BY STATE




**KYLE GERDEMAN | HEAD COACH | FOURTH SEASON**


Kyle Gerdeman enters his fourth year at the helm of the Lindenwood men's basketball program in the 2022-23 season. The Lions concluded the 2021-22 season with a 12-17 record, making it to the GLVC Tournament for the second-consecutive season. Jacoby Ross garnered second-team all-GLVC accolades, as he led the team with 19.3 points per game. Kevin Caldwell Jr. averaged 14.0 points and 4.0 rebounds per night, as he was named the James R. Spalding Sportsmanship nominee.

Lindenwood scored a season-high 101 points in a win over Missouri S&T, in which the Lions won by 35 points with the help of 41-of-72 shooting from the field. The Lions ranked inside the top-50 in free-throw percentage (81.1 percent) and blocked shots per game (4.1). Lindenwood was atop all NCAA Division II teams in the charity stripe, knocking down 439 on 541 attempts. Ross ranked 40th in the country with his 561 total points on the season. The Lions lost their first game of the season, but rattled off wins in five of their next six games. Lindenwood registered a big upset in late January, as the Lions took down No. 21 Truman State by a final of 78-68 inside Hyland Arena.

The 2020-21 season was shortened due to the COVID-19 pandemic. The Lions went 10-10 on the season, including a 10-9 mark in the GLVC. After playing all conference games during the regular season, the Lions finished fifth in the GLVC. Lindenwood led the league with an average of 81.9 points per game, with the help of a conference-leading free throw percentage of 80.1. The Lions played tight defensively, registering 7.05 steals per game with a turnover margin of +2.55, which was second-best in the GLVC.

The Lions were led by TJ Crockett who led the GLVC by more than eight points per game with a 27.5 average per contest. Crockett was named a D2CCA All-American as he was one of the nation's leading scorers across all levels of collegiate basketball. Crockett was recognized as an NABC all-district performer, as he was third in the nation with his 550 points at the time he received the award. Crockett was a unanimous first-team all-GLVC selection, as he added four GLVC Player of the Week honors.

The Lions clawed their way through the end of the season, as the team battled through injuries. Lindenwood earned an upset win over No. 25 Missouri-St. Louis early in the season. Lindenwood defeated Southwest Baptist by a final of 91-90 in two overtimes at the end of January. The following week, the Lions used overtime again to take on Missouri S&T on the road. On senior night, the Lions utilized overtime for the third time to earn a 116-109 victory over McKendree. In that game, Crockett set the program and GLVC record with 54 points in one game. The Lions won four of their final six regular season games, three of which were games won in overtime. The three overtime victories set a program record for most in a single season.

In his first year as head coach of the team in 2019-20, Gerdeman guided the Lions to a 12-16 record, including a 6-14 mark within the GLVC. Under Gerdeman, the Lions played some of their best basketball at home, finishing 9-6 within the friendly confines of Hyland Arena during the season. Lindenwood was known for its high-powered offense, as the team was ranked second in the GLVC in points per game as a unit, putting up 81.2 points per game. The team also was one of the better squads at limiting turnovers, as the team finished fourth in the conference with a +2.54 turnover margin. The Lions closed out the season with wins in three of their final four games, all of which came at home. TJ Crockett set career-highs in nearly every offensive category en route to a spot on the second-team All-Conference team for Lindenwood.

Gerdeman became the program's 20th head coach in program history and led the Lions into their first season as members of the Great Lakes Valley Conference (GLVC) in the 2019-20 season. Gerdeman came to Lindenwood after spending seven seasons at Central Michigan, playing an integral part in the Chippewas success on and off the court. The Chippewas reached the Mid-American Conference Tournament semifinals in 2018-19, finishing the season with a 23-12 record. Over the last five years, the team never had a losing season, including three seasons with at least 20 wins. Over his seven seasons at Central Michigan, the Chippewas posted a 121-108 record (.528).

Off the court, Gerdeman oversaw the program's academic success, which took major strides under his direction. During his tenure at Central Michigan, 19 Chippewas earned Academic All-MAC honors and from 2014-16 the program placed more student-athletes on the academic honor roll than any other institution in the conference. Prior to his arrival at Central Michigan, Gerdeman spent three years as an assistant coach at Southeast Missouri State, which was preceded by three years as the head coach at Moberly Area Community College (Mo.). Gerdeman, a native of Wright City, Mo. totaled a combined nine seasons serving as an assistant coach at Mineral (Mo.) Area College, at Moberly, and at East Central College (Mo.). Gerdeman holds an undergraduate degree from Southeast Missouri State University and a master's degree in education from Central Methodist University.

**COACHING CAREER**

YEAR	SCHOOL	OVERALL RECORD	CONF. RECORD
2019-20	Lindenwood	12-16	6-14
2020-21	Lindenwood	10-10	10-9
2021-22	Lindenwood	12-17	8-12
2022-23	Lindenwood	7-15	2-7
Career	4th Year	41-58	26-42


**ANTHONY BEANE**
**ASSISTANT COACH**


Lindenwood - 1st Season  
NCAA Career - 22nd Season


**TOMMY ABDENOUR**
**ASSISTANT COACH**

Lindenwood - 4th Season  
NCAA Career - 4th Season


**KYLE CAMPBELL**
**ASSISTANT COACH**

Lindenwood - 1st Season  
NCAA Career - 3rd Season


**ZACH GLENN**
**ATHLETIC TRAINER**

Lindenwood - 2nd Season


**MICHAEL REESE**
**ATHLETIC PERFORMANCE**

Lindenwood - 11th Season

**MANAGERS**

Jack Buehler





Hyland Arena is home to Lindenwood University men's and women's basketball, women's gymnastics, men's and women's volleyball, men's and women's wrestling, as well as several Student Life Sports teams.

The arena opened in 1997, and is named for Robert F. Hyland, former chairman of the Lindenwood board, and the CBS Regional Vice President and General Manager of the radio station KMOX in St. Louis for four decades.

Among other national and regional championships, in 2019 Hyland Arena hosted the NCAA Division II Wrestling Super-Regional IV and has hosted the several outside events, which includes political rallies, school graduations, MSHSAA high school sectional and quarterfinal basketballs games, the GAC-Suburban Shootout, the First Robotics State Championship and Fall Kickoff event, youth gymnastics local and regional qualifying events, and other youth or AAU basketball events.

### **HYLAND ARENA FACTS**

Building Name.....	Hyland Arena
Open Date .....	1997
Address .....	209 S Kingshighway, St. Charles, Mo. 63301
Capacity .....	3,270
Luxury Seats .....	270
Surface .....	Wood
Owner .....	Lindenwood University
Architect .....	Hastings & Chivetta Architects
Men's Sports .....	Basketball, Volleyball, Wrestling
Women's Sports: .....	Basketball, Gymnastics, Volleyball, Wrestling, Cheer & Dance

### **YEAR-BY-YEAR**

#### **HOME RECORDS IN HYLAND ARENA**

<b>YEAR</b>	<b>RECORD</b>
1997-98 .....	8-12
1998-99 .....	15-3
1999-2000 .....	11-5
2000-01 .....	11-3
2001-02 .....	4-8
2002-03 .....	3-12
2003-04 .....	4-11
2004-05 .....	8-8
2005-06 .....	10-5
2006-07 .....	7-7
2007-08 .....	8-5
2008-09 .....	7-7
2009-10 .....	13-1
2010-11 .....	15-3
2011-12 .....	12-1
2012-13 .....	10-3
2013-14 .....	10-7
2014-15 .....	12-2
2015-16 .....	8-5
2016-17 .....	11-6
2017-18 .....	8-6
2018-19 .....	7-6
2019-20 .....	9-6
2020-21 .....	6-4
2021-22 .....	7-8
2022-23 .....	5-3
<b>RECORD IN HYLAND ARENA.....</b>	<b>229-147</b>





## ASSOCIATED PRESS

RANK	SCHOOL (1ST PLACE VOTES)	RECORD	POINTS	PREVIOUS
1	Purdue (39)	19-1	1,527	3
2	Alabama (23)	17-2	1,511	4
3	Houston	18-2	1,333	1
4	Tennessee	16-3	1,298	9
5	Kansas State	17-2	1,254	13
6	Arizona	17-3	1,195	11
7	Virginia	15-3	1,160	10
8	UCLA	17-3	1,155	5
9	Kansas	16-3	1,117	2
10	Texas	16-3	980	7
11	TCU	15-4	875	14
12	Iowa State	14-4	817	12
13	Xavier	16-4	807	8
14	Gonzaga	17-4	784	6
15	Auburn	16-3	699	16
16	Marquette	16-5	600	20
17	Baylor	14-5	497	21
18	Charleston	21-1	445	18
19	UConn	16-5	372	15
20	Miami (Fla.)	15-4	328	17
21	Florida Atlantic	19-1	271	24
22	Saint Mary's	18-4	254	NR
23	Providence	15-5	194	22
24	Clemson	16-4	169	19
25	New Mexico	18-2	156	NR

\* - OVC School | # - 2022-23 Opponent

Others receiving votes: Duke 102, Indiana 61, San Diego State 57, Rutgers 31, Kent State 24, North Carolina 12, Michigan State 10, Creighton 9, Illinois 9, Arkansas 9, Missouri 8, Wisconsin 6, North Carolina State 4, Kentucky 3, VCU 2, Boise State 2, Memphis 1, Wake Forest 1, Oral Roberts 1

AS OF 1/22/23

## USA TODAY SPORTS COACHES POLL

RANK	TEAM	RECORD	POINTS	1ST PLACE VOTES	PREVIOUS RANK	CHANGE	H/L/O
1	Purdue	19-1	792	24	3	2	1/NR
2	Alabama	17-2	771	8	4	2	2/19
3	Houston	18-2	684	0	1	-2	1/4
4	Tennessee	16-3	648	0	9	5	4/21
5	Kansas State	17-2	636	0	15	10	5/NR
6	Virginia	15-3	623	0	10	4	2/18
7	UCLA	17-3	584	0	5	-2	5/21
8	Arizona	17-3	574	0	11	3	4/13
9	Kansas	16-3	568	0	2	-7	2/9
10	Texas	16-3	493	0	7	-3	2/12
11	Texas Christian	15-4	446	0	13	2	11/NR
12	Xavier	16-4	441	0	8	-4	8/NR
13	Iowa State	14-4	405	0	12	-1	12/NR
14	Gonzaga	17-4	366	0	6	-8	2/18
15	Marquette	16-5	306	0	18	3	15/NR
16	Auburn	16-3	290	0	17	1	14/24
17	Baylor	14-5	256	0	22	5	6/NR
18	Charleston	21-1	203	0	21	3	18/NR
19	Miami-Florida	15-4	201	0	16	-3	12/NR
20	Connecticut	16-5	191	0	14	-6	2/NR
21	Providence	15-5	155	0	20	-1	19/NR
22	Saint Mary's	18-4	139	0	24	2	22/NR
23	Clemson	16-4	129	0	19	-4	19/NR
24	Florida Atlantic	19-1	104	0	NR	4	24/NR
25	Duke	14-5	71	0	NR	2	8/NR

\* - OVC School | # - 2022-23 Opponent

## SCHOOLS DROPPED OUT

No. 23 Illinois; No. 25 Arkansas.

## OTHERS RECEIVING VOTES

Indiana 47; New Mexico 46; Rutgers 39; Illinois 37; San Diego St. 33; Michigan St. 21; Kentucky 19; Wisconsin 17; NC State 13; Kent St. 13; North Carolina 9; Texas A&M 8; Missouri 8; Creighton 5; Seattle 4; Wake Forest 2; Oral Roberts 2; UC Santa Barbara 1.

## LIST OF VOTERS

The USA TODAY Sports Board of Coaches is made up of 32 head coaches at Division I institutions. All are members of the National Association of Basketball Coaches. The board for the 2022-23 season: Randy Bennett, Saint Mary's; Jim Boeheim, Syracuse; Glenn Braica, St. Francis (N.Y.); Kevin Broadus, Morgan State; Scott Drew, Baylor; Matt Driscoll, North Florida; Baker Dunleavy, Quinnipiac; Jim Ferry, Maryland-Baltimore County; Greg Gary, Mercer; Michael Huger, Bowling Green; Ron Hunter, Tulane; Ben Jacobson, Northern Iowa; Rob Jeter, Western Illinois; James Jones, Yale; Greg Kampe, Oakland; Brad Korn, Southeast Missouri State; Grant McCasland, North Texas; Robert McCullum, Florida A&M; Greg McDermott, Creighton; Niko Medved, Colorado State; Dan Monson, Long Beach State; Chris Mooney, Richmond; Nate Oats, Alabama; Matt Painter, Purdue; Brett Reed, Lehigh; Keith Richard, Louisiana-Monroe; Mark Slessinger, New Orleans; Craig Smith, Utah; G.G. Smith, High Point; Zach Spiker, Drexel; Danny Sprinkle, Montana State; Brett Tanner, Abilene Christian.

AS OF 1/23/23

## OVC STANDINGS

SCHOOL	CONF	CPCT.	CONF. HOME	CONF. AWAY	CONF. STREAK	OVERALL	PCT.	HOME	AWAY	NEUTRAL	STREAK
UT Martin	6-3	.667	4-1	2-2	W3	14-8	.636	11-1	3-7	0-0	W3
Morehead State	6-3	.667	3-1	3-2	W3	13-9	.591	9-2	4-7	0-0	W3
Southern Indiana	6-3	.667	4-1	2-2	W5	13-9	.591	9-1	3-8	1-0	W5
Southeast Missouri	6-3	.667	4-1	2-2	W2	11-11	.500	6-3	4-7	1-1	W2
Tennessee Tech	6-3	.667	4-0	2-3	W1	10-12	.455	8-3	2-9	0-0	W1
SIUE	5-4	.556	3-2	2-2	L3	14-8	.636	7-3	5-5	2-0	L3
Tennessee State	3-6	.333	2-2	1-4	L2	11-11	.500	9-3	1-7	1-1	L2
Eastern Illinois	3-6	.333	3-1	0-5	L3	7-15	.318	5-5	2-9	0-1	L3
<b>Lindenwood</b>	<b>2-7</b>	<b>.222</b>	<b>1-3</b>	<b>1-4</b>	<b>L6</b>	<b>7-15</b>	<b>.318</b>	<b>5-3</b>	<b>2-10</b>	<b>0-2</b>	<b>L6</b>
Little Rock	2-7	.222	2-3	0-4	L1	6-16	.273	6-3	0-13	0-0	L1

AS OF 1/27/23



## INDIVIDUAL STATISTICS

NO.	NAME	GP	GS	MIN	MIN/G	FGM	FGA	FG%	3PTM	3PTA	3PT%	FTM	FTA	FT%	OFF	DEF	TOT	AVG	PF	FO	A	TO	BLK	STL	POINTS	PPG
30	Childs, Chris	22	21	718	32.6	93	252	.369	42	123	.341	55	61	.902	7	81	88	4.0	43	1	46	61	3	19	283	12.9
24	Cole, Keenon	22	1	501	22.8	101	183	.552	28	57	.491	45	63	.714	24	78	102	4.6	49	0	9	36	12	8	275	12.5
11	Caldwell Jr., Kevin	20	19	675	33.8	89	256	.348	28	109	.257	36	45	.800	8	67	75	3.8	52	2	71	49	4	23	242	12.1
05	Burrell, Cam	22	22	648	29.5	100	197	.508	10	30	.333	33	46	.717	49	77	126	5.7	54	0	35	38	34	35	243	11.0
02	Trimble, Brandon	21	15	582	27.7	45	126	.357	25	72	.347	24	34	.706	9	39	48	2.3	15	0	29	14	0	20	139	6.6
00	Ware, David	21	21	419	20.0	41	89	.461	11	23	.478	11	15	.733	34	76	110	5.2	44	1	13	16	1	10	104	5.0
04	Tracey, Jacob	22	11	528	24.0	37	102	.363	10	37	.270	12	22	.545	15	53	68	3.1	31	0	33	39	1	19	96	4.4
03	Williams, Tommie	22	0	257	11.7	24	56	.429	4	13	.308	18	34	.529	5	35	40	1.8	33	0	12	15	4	11	70	3.2
42	Lemovou, Remy	18	0	107	5.9	13	29	.448	0	0	.000	5	9	.556	15	15	30	1.7	21	1	3	9	6	2	31	1.7
20	Foust, Brayden	5	0	15	3.0	1	4	.250	0	2	.000	0	0	.000	0	1	1	0.2	0	0	2	1	0	2	2	0.4
Team															33	34	67					22				
Total.....		22		4450		544	1294	.420	158	466	.339	239	329	.726	199	556	755	34.3	342	5	253	300	65	149	1485	67.5
Opponents.....		22		4450		563	1298	.434	184	560	.329	260	378	.688	230	603	833	37.9	325	4	312	303	71	162	1570	71.4

## INDIVIDUAL STATISTICS

SCORING	G	POINTS	PPG	SCORING AVERAGE	G	POINTS	PPG	FIELD GOAL %	FGM	FGA	FG%	FIELD GOAL ATT	G	FGA	FGA/G
Childs, Chris	22	283	12.9	Childs, Chris	22	283	12.9	Cole, Keenon	101	183	.552	Caldwell Jr., Kevin	20	256	12.8
Cole, Keenon	22	275	12.5	Cole, Keenon	22	275	12.5	Burrell, Cam	100	197	.508	Childs, Chris	22	252	11.5
Burrell, Cam	22	243	11.0	Caldwell Jr., Kevin	20	242	12.1	Ware, David	41	89	.461	Burrell, Cam	22	197	9.0
Caldwell Jr., Kevin	20	242	12.1	Burrell, Cam	22	243	11.0	Lemovou, Remy	13	29	.448	Cole, Keenon	22	183	8.3
Trimble, Brandon	21	139	6.6	Trimble, Brandon	21	139	6.6	Williams, Tommie	24	56	.429	Trimble, Brandon	21	126	6.0
Ware, David	21	104	5.0	Ware, David	21	104	5.0	Childs, Chris	93	252	.369	FIELD GOAL MADE	G	FGM	FGM/G
Tracey, Jacob	22	96	4.4	Tracey, Jacob	22	96	4.4	Tracey, Jacob	37	102	.363				
Williams, Tommie	22	70	3.2	Williams, Tommie	22	70	3.2	Trimble, Brandon	45	126	.357				
Lemovou, Remy	18	31	1.7	Lemovou, Remy	18	31	1.7	Caldwell Jr., Kevin	89	256	.348				
Foust, Brayden	5	2	0.4	Foust, Brayden	5	2	0.4	Foust, Brayden	1	4	.250				
												Caldwell Jr., Kevin	20	89	4.5
												Trimble, Brandon	21	45	2.1

3PT FIELD GOAL %	3PTM	3PTA	3PT%	3PT FIELD GOAL ATT	G	3PTA	3PTA/G	FREE THROW %	FTM	FTA	FT%	FREE THROW ATT	G	FTA	FTA/G
Cole, Keenon	28	57	.491	Childs, Chris	22	123	5.6	Childs, Chris	55	61	.902	Cole, Keenon	22	63	2.9
Ware, David	11	23	.478	Caldwell Jr., Kevin	20	109	5.5	Caldwell Jr., Kevin	36	45	.800	Childs, Chris	22	61	2.8
Trimble, Brandon	25	72	.347	Trimble, Brandon	21	72	3.4	Ware, David	11	15	.733	Burrell, Cam	22	46	2.1
Childs, Chris	42	123	.341	Cole, Keenon	22	57	2.6	Burrell, Cam	33	46	.717	Caldwell Jr., Kevin	20	45	2.3
Burrell, Cam	10	30	.333	Tracey, Jacob	22	37	1.7	Cole, Keenon	45	63	.714	Williams, Tommie	22	34	1.5
Williams, Tommie	4	13	.308					Trimble, Brandon	24	34	.706	Trimble, Brandon	21	34	1.6
Tracey, Jacob	10	37	.270					Lemovou, Remy	5	9	.556				
Caldwell Jr., Kevin	28	109	.257	3PT FIELD GOAL MADE	G	3PTM	3PTM/G	Tracey, Jacob	12	22	.545	FREE THROW MADE	G	FTM	FTM/G
Foust, Brayden	0	2	.000	Childs, Chris	22	42	1.9	Williams, Tommie	18	34	.529	Childs, Chris	22	55	2.5
				Cole, Keenon	22	28	1.3					Cole, Keenon	22	45	2.0
				Caldwell Jr., Kevin	20	28	1.4					Caldwell Jr., Kevin	20	36	1.8
				Trimble, Brandon	21	25	1.2					Burrell, Cam	22	33	1.5
				Ware, David	21	11	0.5					Trimble, Brandon	21	24	1.1



## INDIVIDUAL STATISTICS

REBOUNDS	G	REB	RPG	DEF REBOUNDS	G	DREB	DRPG	ASSISTS	G	AST	APG	STEALS	G	STL	SPG
Burrell, Cam	22	126	5.7	Childs, Chris	22	81	3.7	Caldwell Jr., Kevin	20	71	3.6	Burrell, Cam	22	35	1.6
Ware, David	21	110	5.2	Cole, Keenon	22	78	3.5	Childs, Chris	22	46	2.1	Caldwell Jr., Kevin	20	23	1.2
Cole, Keenon	22	102	4.6	Burrell, Cam	22	77	3.5	Burrell, Cam	22	35	1.6	Trimble, Brandon	21	20	1.0
Childs, Chris	22	88	4.0	Ware, David	21	76	3.6	Tracey, Jacob	22	33	1.5	Childs, Chris	22	19	0.9
Caldwell Jr., Kevin	20	75	3.8	Caldwell Jr., Kevin	20	67	3.4	Trimble, Brandon	21	29	1.4	Tracey, Jacob	22	19	0.9

REBOUND AVERAGE	G	REB	RPG	OFF REBOUNDS	G	OREB	ORPG	BLOCKS	G	BLK	BPG	MINUTES	G	MIN	MINPG
Burrell, Cam	22	126	5.7	Burrell, Cam	22	49	2.2	Burrell, Cam	22	34	1.5	Childs, Chris	22	718	32.6
Ware, David	21	110	5.2	Ware, David	21	34	1.6	Cole, Keenon	22	12	0.5	Caldwell Jr., Kevin	20	675	33.8
Cole, Keenon	22	102	4.6	Cole, Keenon	22	24	1.1	Lemovou, Remy	18	6	0.3	Burrell, Cam	22	648	29.5
Childs, Chris	22	88	4.0	Tracey, Jacob	22	15	0.7	Caldwell Jr., Kevin	20	4	0.2	Trimble, Brandon	21	582	27.7
Caldwell Jr., Kevin	20	75	3.8	Lemovou, Remy	18	15	0.8	Williams, Tommie	22	4	0.2	Tracey, Jacob	22	528	24.0




**#0 | DAVID WARE | JUNIOR | FORWARD | MILFORD, VA. | FORK UNION MILITARY ACADEMY**
**Prior to Lindenwood:**

Competed at Chattanooga State...

2021-22 - Averaged 18 points per game and 9 rebounds per game...named first team all-conference...

**High School:**

The Free Lance-Star Player of the year... named conference player of the year... named 1st team All-state... averaged 25 points per game and 14 rebounds per game... Posted over 1,000 career points.

**Personal:**

Son of David G Ware II and Patrice Lee...has three siblings... Davion, Shardae, and Acen...majoring in computer science.

**SUMMARY**

Games played: 21

Rebounds/game: 5.2

Points/game: 5.0

Assists/game: 0.6

FG Pct: 46.1

Turnovers/game: 0.8

3FG Pct: 47.8

Assist/turnover ratio: 0.8

FT Pct: 73.3

Steals/game: 0.5

Blocks/game: 0.0

**SEASON STATISTICS**

OPPONENT	DATE	GS	MIN	FGM-FGA	FG%	3PTM-3PTA	3PT%	FTM-FTA	FT%	OFF	DEF	TOT	AVG	PF	FO	AST	TO	BLK	STL	POINTS	PPG
at Dayton	11/07/22	*	18	1-3	.333	0-0	.000	0-1	.000	0	3	3	3.0	3	0	0	0	0	0	2	2.0
HANNIBAL-LA GRANGE	11/10/22	*	27	4-10	.400	1-2	.500	1-2	.500	7	3	10	6.5	4	0	5	0	0	0	10	6.0
at Missouri	11/13/22	*	19	1-2	.500	0-0	.000	0-0	.000	3	4	7	6.7	0	0	1	0	0	2	2	4.7
vs Lamar University	11/18/22	*	15	1-3	.333	1-2	.500	0-0	.000	0	2	2	5.5	2	0	1	0	0	0	3	4.3
at McNeese	11/19/22	*	18	4-4	1.000	1-1	1.000	2-2	1.000	1	2	3	5.0	1	0	0	0	0	0	11	5.6
vs Western Caro.	11/20/22	*	25	2-4	.500	1-1	1.000	2-2	1.000	3	6	9	5.7	3	0	0	1	0	0	7	5.8
IDAHO ST.	11/23/22	*	25	2-4	.500	0-1	.000	1-2	.500	0	4	4	5.4	5	1	0	3	0	1	5	5.7
at Illinois	11/25/22	*	22	2-6	.333	1-2	.500	0-0	.000	2	3	5	5.4	1	0	3	2	0	0	5	5.6
EAST-WEST U.	11/30/22	*	25	5-9	.556	0-0	.000	0-0	.000	6	5	11	6.0	4	0	0	0	1	0	10	6.1
at Kansas City	12/03/22	*	23	3-4	.750	2-3	.667	0-0	.000	0	5	5	5.9	1	0	0	0	0	1	8	6.3
KNOX	12/17/22	*	25	2-7	.286	1-3	.333	2-2	1.000	4	7	11	6.4	4	0	0	1	0	1	7	6.4
at BYU	12/20/22	*	24	2-3	.667	2-2	1.000	0-0	.000	2	2	4	6.2	1	0	0	2	0	1	6	6.3
at Utah Tech	12/22/22	*	18	1-2	.500	0-1	.000	0-0	.000	1	4	5	6.1	2	0	0	1	0	1	2	6.0
at Eastern Ill.	12/29/22	*	21	3-9	.333	0-2	.000	1-2	.500	2	3	5	6.0	2	0	1	2	0	1	7	6.1
TENNESSEE TECH	12/31/22	*	17	0-1	.000	0-0	.000	2-2	1.000	1	4	5	5.9	2	0	0	0	0	0	2	5.8
at Little Rock	01/04/23	*	8	0-0	.000	0-0	.000	0-0	.000	1	1	2	5.7	1	0	0	2	0	0	0	5.4
TENNESSEE ST.	01/07/23	*	24	2-2	1.000	0-0	.000	0-0	.000	1	11	12	6.1	1	0	1	2	0	1	4	5.4
at Southeast Mo. St.	01/12/23	*	24	2-6	.333	0-1	.000	0-0	.000	0	3	3	5.9	1	0	0	0	0	0	4	5.3
at SIUE	01/14/23	*	14	0-1	.000	0-0	.000	0-0	.000	0	1	1	5.6	4	0	0	0	0	1	0	5.0
SOUTHERN IND.	01/19/23	*	11	1-4	.250	0-1	.000	0-0	.000	0	1	1	5.4	0	0	0	0	0	0	2	4.9
MOREHEAD ST.	01/21/23	*	16	3-5	.600	1-1	1.000	0-0	.000	0	2	2	5.2	2	0	1	0	0	0	7	5.0
Totals			21	419	41-89	.461	11-23	.478	11-15	.733	34	76	110	5.2	44	1	13	16	1	104	5.0



#1 | DONAVAN MOORE | JUNIOR | GUARD | HILLSBORO, ILL. | WEST BLOOMFIELD

SUMMARY

Games played: 0  
Rebounds/game: 0.0  
Points/game: 0.0  
Assists/game: 0.0  
FG Pct: 0.0  
Turnovers/game: 0.0  
3FG Pct: 0.0  
Assist/turnover ratio: 0.0  
FT Pct: 0.0  
Steals/game: 0.0  
Blocks/game: 0.0

SEASON STATISTICS

OPPONENT	DATE	GS	MIN	FGM-FGA	FG%	3PTM-3PTA	3PT%	FTM-FTA	FT%	OFF	DEF	TOT	AVG	PF	FO	AST	TO	BLK	STL	POINTS	PPG
----------	------	----	-----	---------	-----	-----------	------	---------	-----	-----	-----	-----	-----	----	----	-----	----	-----	-----	--------	-----


**#2 | BRANDON TRIMBLE | SENIOR | GUARD | ST. JOSEPH, ILL. | OGDEN**
**Lindenwood:**

2021-22 - Played in 27 games and made 18 starts ... ranked fourth on the squad with 8.4 points per game ... made a team-leading 91.9 percent (34-for-37) of his free throws ... dished out 36 assists and compiled 19 steals ... compiled 2.6 rebounds per game ... shot 46.8 percent from the field and 44.1 percent from behind the arc ... scored in double digits 10 times ... had a season-high 19 points against William Jewell on February 28 ... was 7-for-9 from the field against the Cardinals ... dropped 18 points including 4-for-7 from three-point range against Southwest Baptist on January 27 ... made five three-point field goals against Drury on February 5.

2020-21 - Played in 18 games and made 15 starts ... ranked fourth on the squad with 12.0 points per game ... made a team-leading 92.5 percent (37-of-40) of his free throws ... dished out 17 assists and compiled 14 steals ... compiled 2.7 rebounds per game ... shot 43.9 percent from the field and 44.3 percent from behind the arc ... scored in double digits 13 different times ... had a season-high 24 points against Maryville on February 11 ... was 5-for-8 from behind the arc against the Saints ... dropped 18 points including 4-of-6 from three-point range against Quincy on January 16 ... made five three-point field goals in the first round of the GLVC Tournament against Missouri-St. Louis on March 3.

**SUMMARY**

Games played: 21  
Rebounds/game: 2.3  
Points/game: 6.6  
Assists/game: 1.4  
FG Pct: 35.7  
Turnovers/game: 0.7  
3FG Pct: 34.7  
Assist/turnover ratio: 2.1  
FT Pct: 70.6  
Steals/game: 1.0  
Blocks/game: 0.0

**Prior to Lindenwood:**

Competed at Wisconsin Parkside.

**High School:**

Named MVP in three-straight seasons ... posted 2,115 career points, including the single-season record of 839 points ... holds the single-season record with an 87.4 free-throw percentage ... dropped a school-record 51 points against the No. 1 team in the state ... won the 2016 state championship ... named first-team all-state as a junior and senior ... named second-team all-state as a sophomore ... set the state record with 44 points in a single game in the state tournament, while scoring a total of 64 points ... his 23 free-throws made and his 88.5 free-throw percentage were also records at the state tournament.

**Personal:**

The son of Julie and Thad Trimble ... has four siblings: Brody, Bailey, Brock, and Bree ... majoring in sports management.

**SEASON STATISTICS**

OPPONENT	DATE	GS	MIN	FGM-FGA	FG%	3PTM-3PTA	3PT%	FTM-FTA	FT%	OFF	DEF	TOT	AVG	PF	FO	AST	TO	BLK	STL	POINTS	PPG	
at Dayton	11/07/22	*	37	1-5	.200	0-2	.000	2-4	.500	0	4	4	4.0	1	0	0	1	0	2	4	4.0	
HANNIBAL-LA GRANGE	11/10/22	*	30	5-10	.500	3-7	.429	3-4	.750	0	1	1	2.5	0	0	1	0	0	4	16	10.0	
at Missouri	11/13/22	*	33	2-10	.200	1-6	.167	7-7	1.000	1	0	1	2.0	2	0	0	2	0	1	12	10.7	
vs Lamar University	11/18/22	*	34	2-8	.250	1-4	.250	0-0	.000	1	1	2	2.0	0	0	2	1	0	0	5	9.3	
at McNeese	11/19/22	*	36	1-6	.167	1-4	.250	0-0	.000	0	3	3	2.2	2	0	2	0	0	2	3	8.0	
vs Western Caro.	11/20/22	*	31	2-4	.500	1-1	1.000	0-0	.000	0	5	5	2.7	1	0	4	2	0	0	5	7.5	
IDAHO ST.	11/23/22	*	34	0-1	.000	0-0	.000	0-0	.000	0	2	2	2.6	2	0	3	2	0	2	0	6.4	
at Illinois	11/25/22	*	21	1-4	.250	1-2	.500	0-0	.000	0	0	0	2.3	1	0	1	2	0	1	3	6.0	
EAST-WEST U.	11/30/22	*	23	6-8	.750	3-5	.600	1-1	1.000	0	3	3	2.3	0	0	2	1	0	0	16	7.1	
at Kansas City	12/03/22	*	25	1-6	.167	1-3	.333	0-0	.000	0	1	1	2.2	0	0	1	0	0	1	3	6.7	
KNOX	12/17/22	*	27	4-12	.333	0-6	.000	3-4	.750	1	4	5	2.5	1	0	0	0	0	2	11	7.1	
at BYU	12/20/22	*	27	1-2	.500	0-1	.000	1-4	.250	0	2	2	2.4	0	0	3	1	0	1	3	6.8	
at Utah Tech	12/22/22	*	29	5-12	.417	4-8	.500	0-0	.000	1	2	3	2.5	0	0	1	0	0	0	14	7.3	
TENNESSEE TECH	12/31/22		14	2-4	.500	0-1	.000	0-0	.000	0	2	2	2.4	0	0	1	0	0	0	4	7.1	
at Little Rock	01/04/23		23	0-2	.000	0-2	.000	0-0	.000	1	3	4	2.5	2	0	0	0	0	0	0	6.6	
TENNESSEE ST.	01/07/23		13	0-0	.000	0-0	.000	0-1	.000	0	2	2	2.5	0	0	0	2	0	0	0	6.2	
at Southeast Mo. St.	01/12/23	*	34	2-6	.333	0-4	.000	2-2	1.000	0	1	1	2.4	0	0	1	0	0	2	6	6.2	
at SIUE	01/14/23		29	3-7	.429	3-5	.600	3-4	.750	2	1	3	2.4	1	0	0	0	0	1	12	6.5	
SOUTHERN IND.	01/19/23		33	5-8	.625	5-7	.714	2-3	.667	1	2	3	2.5	0	0	5	0	0	0	17	7.1	
MOREHEAD ST.	01/21/23		26	1-4	.250	1-1	1.000	0-0	.000	1	0	1	2.4	0	0	0	0	0	1	3	6.9	
at UT Martin	01/26/23	*	23	1-7	.143	0-3	.000	0-0	.000	0	0	0	2.3	2	0	2	0	0	0	2	6.6	
Totals			15	582	45-126	.357	25-72	.347	24-34	.706	9	39	48	2.3	15	0	29	14	0	20	139	6.6



## #3 | TOMMIE WILLIAMS | FRESHMAN | GUARD | BELLEVILLE, ILL. | BELLEVILLE WEST

**Lindenwood:**

2021-22 - Redshirted.

**High School:**

Attended Belleville West ... two-time first-team all-conference ... named all-state one time ... two-time team MVP ... averaged 15 points per game ... grabbed 6 rebounds per game ... averaged 3 assists per game.

**Personal:**

The son of Charice Ensley and Tommie Williams ... has three siblings ... majoring in business.

**SUMMARY**

Games played: 22  
 Rebounds/game: 1.8  
 Points/game: 3.2  
 Assists/game: 0.5  
 FG Pct: 42.9  
 Turnovers/game: 0.7  
 3FG Pct: 30.8  
 Assist/turnover ratio: 0.8  
 FT Pct: 52.9  
 Steals/game: 0.5  
 Blocks/game: 0.2

**SEASON STATISTICS**

OPPONENT	DATE	GS	MIN	FGM-FGA	FG%	3PTM-3PTA	3PT%	FTM-FTA	FT%	OFF	DEF	TOT	AVG	PF	FO	AST	TO	BLK	STL	POINTS	PPG
at Dayton	11/07/22		10	0-1	.000	0-0	.000	0-0	.000	0	0	0	0.0	1	0	0	1	0	0	0	0.0
HANNIBAL-LA GRANGE	11/10/22		15	2-2	1.000	0-0	.000	2-4	.500	0	1	1	0.5	2	0	0	0	0	1	6	3.0
at Missouri	11/13/22		6	0-2	.000	0-1	.000	0-0	.000	0	0	0	0.3	1	0	0	1	0	0	0	2.0
vs Lamar University	11/18/22		3	0-1	.000	0-1	.000	0-0	.000	0	0	0	0.3	0	0	0	1	0	0	0	1.5
at McNeese	11/19/22		0	0-0	.000	0-0	.000	0-0	.000	0	0	0	0.2	0	0	0	0	0	0	0	1.2
vs Western Caro.	11/20/22		4	0-0	.000	0-0	.000	0-0	.000	0	0	0	0.2	1	0	0	0	0	0	0	1.0
IDAHO ST.	11/23/22		12	0-1	.000	0-1	.000	2-2	1.000	0	4	4	0.7	4	0	2	0	1	0	2	1.1
at Illinois	11/25/22		16	2-5	.400	1-1	1.000	0-0	.000	0	1	1	0.8	1	0	1	3	0	2	5	1.6
EAST-WEST U.	11/30/22		23	2-7	.286	0-3	.000	1-2	.500	0	3	3	1.0	3	0	2	2	0	2	5	2.0
at Kansas City	12/03/22		5	0-1	.000	0-0	.000	2-2	1.000	0	0	0	0.9	2	0	0	0	0	0	2	2.0
KNOX	12/17/22		22	5-6	.833	0-1	.000	4-6	.667	0	3	3	1.1	1	0	2	0	0	4	14	3.1
at BYU	12/20/22		14	1-3	.333	1-1	1.000	0-4	.000	1	1	2	1.2	1	0	0	0	0	1	3	3.1
at Utah Tech	12/22/22		21	3-6	.500	0-0	.000	1-3	.333	1	3	4	1.4	4	0	1	1	0	0	7	3.4
at Eastern Ill.	12/29/22		4	0-2	.000	0-1	.000	0-0	.000	0	2	2	1.4	0	0	0	1	0	0	0	3.1
TENNESSEE TECH	12/31/22		14	0-2	.000	0-0	.000	3-4	.750	1	6	7	1.8	2	0	1	0	0	0	3	3.1
at Little Rock	01/04/23		11	1-1	1.000	1-1	1.000	0-0	.000	0	3	3	1.9	1	0	0	1	1	1	3	3.1
TENNESSEE ST.	01/07/23		8	1-1	1.000	0-0	.000	0-0	.000	1	1	2	1.9	1	0	0	1	0	0	2	3.1
at Southeast Mo. St.	01/12/23		17	0-4	.000	0-1	.000	0-2	.000	0	0	0	1.8	2	0	2	1	0	0	0	2.9
at SIUE	01/14/23		10	1-2	.500	0-0	.000	0-0	.000	0	1	1	1.7	1	0	0	1	0	0	2	2.8
SOUTHERN IND.	01/19/23		8	0-0	.000	0-0	.000	0-0	.000	0	1	1	1.7	1	0	0	0	0	0	0	2.7
MOREHEAD ST.	01/21/23		9	2-3	.667	0-0	.000	1-1	1.000	1	1	2	1.7	1	0	0	0	0	0	5	2.8
at UT Martin	01/26/23		25	4-6	.667	1-1	1.000	2-4	.500	0	4	4	1.8	3	0	1	1	2	0	11	3.2
Totals		0	257	24-56	.429	4-13	.308	18-34	.529	5	35	40	1.8	33	0	12	15	4	11	70	3.2





#4 | JACOB TRACEY | JUNIOR | GUARD | FORT MYERS, FLA. | INDIAN RIVERS CC

**Prior to Lindenwood:**  
Competed at Indian River.

**High School:**  
Attended Riverdale High School.

**Personal:**  
The son of Elroy Tracey and Sara Thomas ... has two siblings, Jared and Jadrian ... majoring in business.

**SUMMARY**

Games played: 22  
Rebounds/game: 3.1  
Points/game: 4.4  
Assists/game: 1.5  
FG Pct: 36.3  
Turnovers/game: 1.8  
3FG Pct: 27.0  
Assist/turnover ratio: 0.8  
FT Pct: 54.5  
Steals/game: 0.9  
Blocks/game: 0.0

**SEASON STATISTICS**

OPPONENT	DATE	GS	MIN	FGM-FGA	FG%	3PTM-3PTA	3PT%	FTM-FTA	FT%	OFF	DEF	TOT	AVG	PF	FO	AST	TO	BLK	STL	POINTS	PPG
at Dayton	11/07/22		19	0-4	.000	0-2	.000	1-2	.500	1	4	5	5.0	0	0	1	2	0	0	1	1.0
HANNIBAL-LA GRANGE	11/10/22		20	2-3	.667	0-1	.000	1-2	.500	1	2	3	4.0	0	0	0	0	0	0	5	3.0
at Missouri	11/13/22		19	0-3	.000	0-3	.000	0-0	.000	0	4	4	4.0	0	0	1	0	0	0	0	2.0
vs Lamar University	11/18/22		21	0-2	.000	0-2	.000	0-0	.000	0	1	1	3.3	0	0	1	3	0	3	0	1.5
at McNeese	11/19/22		30	2-3	.667	0-0	.000	3-5	.600	1	7	8	4.2	1	0	2	0	0	2	7	2.6
vs Western Caro.	11/20/22		34	3-3	1.000	0-0	.000	0-1	.000	0	2	2	3.8	3	0	1	2	0	0	6	3.2
IDAHO ST.	11/23/22		30	3-10	.300	0-2	.000	0-0	.000	3	4	7	4.3	2	0	1	2	0	1	6	3.6
at Illinois	11/25/22		25	1-5	.200	0-1	.000	0-0	.000	1	0	1	3.9	1	0	1	3	0	0	2	3.4
EAST-WEST U.	11/30/22	*	30	6-10	.600	1-2	.500	0-0	.000	2	4	6	4.1	1	0	4	2	0	0	13	4.4
at Kansas City	12/03/22		21	1-5	.200	0-1	.000	0-0	.000	2	1	3	4.0	0	0	1	1	0	3	2	4.2
KNOX	12/17/22	*	26	1-9	.111	1-3	.333	0-0	.000	2	3	5	4.1	1	0	1	0	0	0	3	4.1
at BYU	12/20/22		9	0-2	.000	0-0	.000	0-0	.000	0	1	1	3.8	1	0	1	1	0	0	0	3.8
at Utah Tech	12/22/22		18	2-5	.400	1-3	.333	1-2	.500	0	1	1	3.6	1	0	1	1	0	0	6	3.9
at Eastern Ill.	12/29/22	*	35	4-5	.800	1-2	.500	0-0	.000	0	2	2	3.5	3	0	3	4	0	5	9	4.3
TENNESSEE TECH	12/31/22	*	31	2-5	.400	2-4	.500	0-0	.000	0	5	5	3.6	2	0	2	5	0	0	6	4.4
at Little Rock	01/04/23	*	10	0-2	.000	0-1	.000	1-2	.500	0	1	1	3.4	3	0	1	2	0	0	1	4.2
TENNESSEE ST.	01/07/23	*	30	1-3	.333	1-2	.500	1-4	.250	0	1	1	3.3	3	0	2	1	1	2	4	4.2
at Southeast Mo. St.	01/12/23	*	23	1-5	.200	0-1	.000	2-2	1.000	0	3	3	3.3	2	0	5	1	0	0	4	4.2
at SIUE	01/14/23	*	26	3-4	.750	0-0	.000	2-2	1.000	0	3	3	3.3	2	0	1	1	0	2	8	4.4
SOUTHERN IND.	01/19/23	*	26	1-3	.333	1-3	.333	0-0	.000	1	1	2	3.2	0	0	2	3	0	0	3	4.3
MOREHEAD ST.	01/21/23	*	24	1-3	.333	1-2	.500	0-0	.000	0	1	1	3.1	2	0	0	2	0	0	3	4.2
at UT Martin	01/26/23	*	21	3-8	.375	1-2	.500	0-0	.000	1	2	3	3.1	3	0	1	3	0	1	7	4.4
Totals		11	528	37-102	.363	10-37	.270	12-22	.545	15	53	68	3.1	31	0	33	39	1	19	96	4.4


**#5 | CAM BURRELL | SENIOR | FORWARD | CHICAGO, ILL. | HIGHLAND CC**
**Prior to Lindenwood:**

Attended Western Illinois and Highland CC ... was named first-team all-region IV and was considered for All-American while at Highland CC ... appeared in 21 games with 11 starts for Western Illinois ... led the team with 18 steals and ranked second on the squad with 124 rebounds in 22.4 minutes played per game ... recorded three double-doubles, two of which came on back-to-back games in the series against Denver ... posted a season-high 15 rebounds against Omaha ... scored 14 points versus North Dakota ... ranked ninth in Summit League games with 6.3 boards per contest ... made 27 appearances with 12.7 minutes per game at Western Illinois ... averaged 3.0 points and 3.4 rebounds per game, while shooting 43.4 percent from the field ... had seven points, eight rebounds, one block, and two steals in a road win over Nebraska on opening night ... scored in double figures three different times, including a 10-point, five-rebound performance in a 90-85 road win over Oral Roberts ... ranked second on the team with 12 blocks.

**High School:**

Competed at Morgan Park ... earned first-team all-state honors, while helping his team win back-to-back Illinois Class 3A State Championships ... averaged 17.7 points with 13.1 rebounds per game as a senior ... recorded 29 double-doubles in 34 games played.

**SUMMARY**

Games played: 22  
Rebounds/game: 5.7  
Points/game: 11.0  
Assists/game: 1.6  
FG Pct: 50.8  
Turnovers/game: 1.7  
3FG Pct: 33.3  
Assist/turnover ratio: 0.9  
FT Pct: 71.7  
Steals/game: 1.6  
Blocks/game: 1.5

**Personal:**

The son of Robert and Tiffany Burrell, has five siblings; Romelo, Isaiah, Robin, Robert, and Kierra ... brother Romelo played for Lindenwood (2020-22).

**SEASON STATISTICS**

OPPONENT	DATE	GS	MIN	FGM-FGA	FG%	3PTM-3PTA	3PT%	FTM-FTA	FT%	OFF	DEF	TOT	AVG	PF	FO	AST	TO	BLK	STL	POINTS	PPG
at Dayton	11/07/22	*	27	1-5	.200	0-2	.000	1-2	.500	0	3	3	3.0	3	0	1	0	1	2	3	3.0
HANNIBAL-LA GRANGE	11/10/22	*	17	2-6	.333	0-0	.000	0-2	.000	3	2	5	4.0	4	0	0	0	0	3	4	3.5
at Missouri	11/13/22	*	24	1-4	.250	0-1	.000	0-0	.000	2	1	3	3.7	3	0	1	1	0	0	2	3.0
vs Lamar University	11/18/22	*	27	6-11	.545	0-0	.000	4-5	.800	5	4	9	5.0	3	0	1	2	4	1	16	6.3
at McNeese	11/19/22	*	27	5-12	.417	0-0	.000	1-2	.500	2	3	5	5.0	3	0	3	2	2	0	11	7.2
vs Western Caro.	11/20/22	*	37	11-19	.579	1-2	.500	1-3	.333	1	6	7	5.3	4	0	1	1	2	2	24	10.0
IDAHO ST.	11/23/22	*	36	8-9	.889	1-1	1.000	2-2	1.000	2	5	7	5.6	4	0	0	3	3	1	19	11.3
at Illinois	11/25/22	*	28	3-7	.429	0-2	.000	0-0	.000	1	3	4	5.4	2	0	1	2	0	2	6	10.6
EAST-WEST U.	11/30/22	*	24	9-11	.818	0-0	.000	1-1	1.000	2	5	7	5.6	1	0	4	4	0	0	19	11.6
at Kansas City	12/03/22	*	27	1-6	.167	0-1	.000	2-3	.667	4	4	8	5.8	4	0	1	2	0	1	4	10.8
KNOX	12/17/22	*	26	5-10	.500	0-1	.000	0-0	.000	6	4	10	6.2	3	0	3	1	0	4	10	10.7
at BYU	12/20/22	*	24	6-9	.667	4-6	.667	0-0	.000	1	2	3	5.9	1	0	0	1	1	2	16	11.2
at Utah Tech	12/22/22	*	32	1-5	.200	0-0	.000	1-2	.500	1	4	5	5.8	1	0	2	0	2	1	3	10.5
at Eastern Ill.	12/29/22	*	36	6-12	.500	0-2	.000	5-5	1.000	6	5	11	6.2	2	0	1	0	3	2	17	11.0
TENNESSEE TECH	12/31/22	*	34	9-14	.643	1-2	.500	0-0	.000	4	7	11	6.5	3	0	3	3	3	1	19	11.5
at Little Rock	01/04/23	*	32	1-4	.250	0-2	.000	2-2	1.000	0	2	2	6.3	0	0	3	3	0	2	4	11.1
TENNESSEE ST.	01/07/23	*	25	2-6	.333	0-1	.000	0-0	.000	0	0	0	5.9	4	0	0	1	2	0	4	10.6
at Southeast Mo. St.	01/12/23	*	34	8-13	.615	1-1	1.000	0-1	.000	0	3	3	5.7	3	0	3	6	0	2	17	11.0
at SIUE	01/14/23	*	26	3-6	.500	0-0	.000	3-4	.750	1	3	4	5.6	1	0	0	1	2	1	9	10.9
SOUTHERN IND.	01/19/23	*	35	3-9	.333	0-1	.000	8-10	.800	4	3	7	5.7	1	0	1	3	6	3	14	11.1
MOREHEAD ST.	01/21/23	*	35	5-10	.500	2-2	1.000	2-2	1.000	2	2	4	5.6	1	0	5	2	2	1	14	11.2
at UT Martin	01/26/23	*	35	4-9	.444	0-3	.000	0-0	.000	2	6	8	5.7	3	0	1	0	1	4	8	11.0
Totals		22	648	100-197	.508	10-30	.333	33-46	.717	49	77	126	5.7	54	0	35	38	34	35	243	11.0



**#10 | KARRINGTON DAVIS | JUNIOR | FORWARD | ST. LOUIS, MO. | CHAMINADE**

**Lindenwood:**

2021-22 – played in 11 games and made 9 starts ... averaged 3.2 points per game.

**Prior to Lindenwood:**

Competed at Butler Community College.

**High School:**

Attended Chaminade.

**Personal:**

The son of Dionne and Kendall Davis ... has five siblings; Kendall, Kalynn, Kennedy, Kristian, and Kabanna ... majoring in criminal justice.

**SUMMARY**

Games played: 0

Rebounds/game: 0.0

Points/game: 0.0

Assists/game: 0.0

FG Pct: 0.0

Turnovers/game: 0.0

3FG Pct: 0.0

Assist/turnover ratio: 0.0

FT Pct: 0.0

Steals/game: 0.0

Blocks/game: 0.0

**SEASON STATISTICS**

OPPONENT	DATE	GS	MIN	FGM-FGA	FG%	3PTM-3PTA	3PT%	FTM-FTA	FT%	OFF	DEF	TOT	AVG	PF	FO	AST	TO	BLK	STL	POINTS	PPG
----------	------	----	-----	---------	-----	-----------	------	---------	-----	-----	-----	-----	-----	----	----	-----	----	-----	-----	--------	-----


**#11 | KEVIN CALDWELL JR. | SENIOR | GUARD | ALTON, ILL. | ALTON**
**Lindenwood:**

2021-22 – played in 28 games and started in 28 games ... averaged 14 points per game while averaging 4 rebounds per game ... ranked first on the team with 88 assists ... tallied 19 steals and one block ... shot 36.9 percent from the field and 31.4 percent from behind the arc ... shot 85.1 percent [63-for 74] from the free throw line ... registered at least four assists in 12 different games, including seven assists twice ... scored a season-high 25 points against William Jewell on January 20 ... also had four assists in that game ... scored 24 points against Maryville on February 12 ... also recorded five assists in that same game ... averaged 16.9 points per game in his last eight regular season games ... was the James R. Spalding Sportsmanship Award Honoree.

2020-21 – Played in 16 games and made five starts ... averaged 7.0 points per game, while averaging 1.7 rebounds per game ... ranked second on the team with 40 assists ... tallied 12 steals and one block ... shot 36.5 percent from the field and made 14 three pointers ... was 20-of-25 from the free-throw line ... registered four assists in four different games ... posted three or more assists in his final 10 games played ... scored a season-high 19 points, and made the game-winning shot in a double-overtime win over Southwest Baptist on January 30 ... in that same game he shot 57.1 percent (8-of-14) from the field, including 42.9 percent (3-of-7) from behind the arc ... scored 13 points in 13 minutes played against Quincy on December 5 ... scored 12 points, dished out four assists, and tallied two steals against Missouri-St. Louis in the opening round of the GLVC Tournament on March 3.

**SUMMARY**

Games played: 20  
Rebounds/game: 3.8  
Points/game: 12.1  
Assists/game: 3.6  
FG Pct: 34.8  
Turnovers/game: 2.5  
3FG Pct: 25.7  
Assist/turnover ratio: 1.4  
FT Pct: 80.0  
Steals/game: 1.2  
Blocks/game: 0.2

**SEASON STATISTICS**

OPPONENT	DATE	GS	MIN	FGM-FGA	FG%	3PTM-3PTA	3PT%	FTM-FTA	FT%	OFF	DEF	TOT	AVG	PF	FO	AST	TO	BLK	STL	POINTS	PPG	
at Dayton	11/07/22	*	24	3-10	.300	2-4	.500	0-0	.000	0	3	3	3.0	5	1	2	3	0	0	8	8.0	
HANNIBAL-LA GRANGE	11/10/22	*	30	6-14	.429	4-8	.500	4-4	1.000	0	2	2	2.5	1	0	7	1	0	2	20	14.0	
at Missouri	11/13/22	*	29	2-12	.167	1-5	.200	1-2	.500	0	4	4	3.0	3	0	1	7	2	4	6	11.3	
vs Lamar University	11/18/22	*	38	6-15	.400	2-9	.222	5-5	1.000	1	9	10	4.8	2	0	4	2	0	0	19	13.3	
at McNeese	11/19/22	*	37	7-9	.778	2-4	.500	2-4	.500	0	1	1	4.0	3	0	6	2	0	3	18	14.2	
vs Western Caro.	11/20/22	*	43	8-20	.400	0-1	.000	4-7	.571	2	5	7	4.5	1	0	9	2	0	1	20	15.2	
IDAHO ST.	11/23/22	*	37	9-19	.474	2-5	.400	0-0	.000	1	7	8	5.0	4	0	2	5	1	0	20	15.9	
at Illinois	11/25/22	*	27	3-8	.375	0-3	.000	4-4	1.000	0	2	2	4.6	1	0	2	4	0	0	10	15.1	
at Kansas City	12/03/22	*	40	4-17	.235	2-9	.222	2-2	1.000	1	2	3	4.4	1	0	4	1	0	1	12	14.8	
KNOX	12/17/22		24	3-9	.333	1-4	.250	1-2	.500	1	0	1	4.1	1	0	4	0	0	2	8	14.1	
at BYU	12/20/22	*	32	5-13	.385	1-7	.143	0-0	.000	0	2	2	3.9	0	0	4	2	0	1	11	13.8	
at Utah Tech	12/22/22	*	21	1-6	.167	0-3	.000	0-0	.000	0	2	2	3.8	4	0	3	3	0	0	2	12.8	
at Eastern Ill.	12/29/22	*	40	2-11	.182	1-6	.167	0-1	.000	1	4	5	3.8	3	0	3	5	0	1	5	12.2	
TENNESSEE TECH	12/31/22	*	35	5-11	.455	2-5	.400	2-2	1.000	0	4	4	3.9	4	0	6	2	0	0	14	12.4	
at Little Rock	01/04/23	*	36	3-11	.273	1-5	.200	2-3	.667	0	2	2	3.7	2	0	4	2	0	0	9	12.1	
TENNESSEE ST.	01/07/23	*	36	6-14	.429	0-3	.000	3-3	1.000	1	3	4	3.8	5	1	1	2	0	0	15	12.3	
at SIUE	01/14/23	*	38	3-16	.188	1-6	.167	2-2	1.000	0	6	6	3.9	2	0	3	2	0	2	9	12.1	
SOUTHERN IND.	01/19/23	*	34	4-12	.333	3-5	.600	0-0	.000	0	3	3	3.8	4	0	1	1	0	2	11	12.1	
MOREHEAD ST.	01/21/23	*	40	7-15	.467	2-7	.286	4-4	1.000	0	4	4	3.8	2	0	1	1	1	2	20	12.5	
at UT Martin	01/26/23	*	34	2-14	.143	1-10	.100	0-0	.000	0	2	2	3.8	4	0	4	2	0	2	5	12.1	
Totals			19	675	89-256	.348	28-109	.257	36-45	.800	8	67	75	3.8	52	2	71	49	4	23	242	12.1




**#12 | SHARROD TAYLOR | FRESHMAN | GUARD | YOUNGSTOWN, OHIO | CHANEY**
**Lindenwood:**

2021-22 - played in 18 games and made 1 start ... averaged 1.8 points per game.

**High School:**

Attended Chaney High School ... two-time district champion ... schools all-time leading scorer ... compiled over 1,000 points in high school ... holds the single-season record for three-pointers made ... averaged 22.2 points per game, added three assists and five rebounds per game.

**Personal:**

The son of Shronna Whipple and Bryon Taylor ... has three siblings; Byron, Tylon, and Arayia ... Majoring in sports management.

**SUMMARY**

Games played: 0

Rebounds/game: 0.0

Points/game: 0.0

Assists/game: 0.0

FG Pct: 0.0

Turnovers/game: 0.0

3FG Pct: 0.0

Assist/turnover ratio: 0.0

FT Pct: 0.0

Steals/game: 0.0

Blocks/game: 0.0

**SEASON STATISTICS**

OPPONENT	DATE	GS	MIN	FGM-FGA	FG%	3PTM-3PTA	3PT%	FTM-FTA	FT%	OFF	DEF	TOT	AVG	PF	FO	AST	TO	BLK	STL	POINTS	PPG
----------	------	----	-----	---------	-----	-----------	------	---------	-----	-----	-----	-----	-----	----	----	-----	----	-----	-----	--------	-----



#13 | RAYNARD HORRY | FRESHMAN | GUARD | O'FALLON, MO. | FORT ZUMWALT WEST

**High School:**  
Attended Fort Zumwalt West ... 1,000-point scorer ... averaged 17.8 points per game as a senior.

**Personal:**  
The son of Raymond and Kathy Horry ... his two siblings, RJ and Witney ... majoring in sports management

SUMMARY

Games played: 0  
Rebounds/game: 0.0  
Points/game: 0.0  
Assists/game: 0.0  
FG Pct: 0.0  
Turnovers/game: 0.0  
3FG Pct: 0.0  
Assist/turnover ratio: 0.0  
FT Pct: 0.0  
Steals/game: 0.0  
Blocks/game: 0.0

SEASON STATISTICS

OPPONENT	DATE	GS	MIN	FGM-FGA	FG%	3PTM-3PTA	3PT%	FTM-FTA	FT%	OFF	DEF	TOT	AVG	PF	FO	AST	TO	BLK	STL	POINTS	PPG
----------	------	----	-----	---------	-----	-----------	------	---------	-----	-----	-----	-----	-----	----	----	-----	----	-----	-----	--------	-----


**#20 | BRAYDEN WAMPLER-FOUST | FRESHMAN | GUARD | ST. CHARLES, MO. | ST. CHARLES WEST**
**Lindenwood:**

2021-22 - Redshirted.

**High School:**

Attended St. Charles West ... conference player of the year as a senior ... two-time first-team all-conference and all-district ... part of two conference championship teams and one district title squad ... averaged 17 points per game as a senior and 15 points per game as a junior ... grabbed 5.5 rebounds per contest and 6.0 assists per contest as a senior ... pulled down 4.0 rebounds per game and averaged 4.5 assists per game as a junior ... as a golfer, named first-team all-conference ... helped lead team to a conference championship.

**Personal:**

The son of Justin and Amanda Wampler-Foust ... has one brother, Keegan, and one sister, Jordyn ... majoring in business and sports management.

**SUMMARY**

Games played: 5  
 Rebounds/game: 0.2  
 Points/game: 0.4  
 Assists/game: 0.4  
 FG Pct: 25.0  
 Turnovers/game: 0.2  
 3FG Pct: 0.0  
 Assist/turnover ratio: 2.0  
 FT Pct: 0.0  
 Steals/game: 0.4  
 Blocks/game: 0.0

**SEASON STATISTICS**

OPPONENT	DATE	GS	MIN	FGM-FGA	FG%	3PTM-3PTA	3PT%	FTM-FTA	FT%	OFF	DEF	TOT	AVG	PF	FO	AST	TO	BLK	STL	POINTS	PPG
at Dayton	11/07/22		1	0-0	.000	0-0	.000	0-0	.000	0	0	0	0.0	0	0	1	0	0	0	0	0.0
HANNIBAL-LA GRANGE	11/10/22		3	1-2	.500	0-1	.000	0-0	.000	0	1	1	0.5	0	0	0	1	0	1	2	1.0
at Missouri	11/13/22		2	0-0	.000	0-0	.000	0-0	.000	0	0	0	0.3	0	0	1	0	0	1	0	0.7
EAST-WEST U.	11/30/22		7	0-2	.000	0-1	.000	0-0	.000	0	0	0	0.3	0	0	0	0	0	0	0	0.5
at Southeast Mo. St.	01/12/23		2	0-0	.000	0-0	.000	0-0	.000	0	0	0	0.2	0	0	0	0	0	0	0	0.4
Totals		0	15	1-4	.250	0-2	.000	0-0	.000	0	1	1	0.2	0	0	2	1	0	2	2	0.4



**#22 | BRADEN BRYANT | FRESHMAN | GUARD | MASCOUTAH, ILL. | MASCOUTAH**

**Lindenwood:**

2021-22 – Redshirted.

**High School:**

Attended Mascoutah High School ... earned second-team all-conference recognition ... named Elverado Shhotout Game MVP ... MVC Champions ... averaged 10.0 points per game, with four assists, four rebounds, and two steals per game.

**Personal:**

The son of Lenny and Brandy Bryant ... has one sibling, Kennedy ... majoring in exercise science.

**SUMMARY**

Games played: 0

Rebounds/game: 0.0

Points/game: 0.0

Assists/game: 0.0

FG Pct: 0.0

Turnovers/game: 0.0

3FG Pct: 0.0

Assist/turnover ratio: 0.0

FT Pct: 0.0

Steals/game: 0.0

Blocks/game: 0.0

**SEASON STATISTICS**

OPPONENT	DATE	GS	MIN	FGM-FGA	FG%	3PTM-3PTA	3PT%	FTM-FTA	FT%	OFF	DEF	TOT	AVG	PF	FO	AST	TO	BLK	STL	POINTS	PPG
----------	------	----	-----	---------	-----	-----------	------	---------	-----	-----	-----	-----	-----	----	----	-----	----	-----	-----	--------	-----





#24 | KEENON COLE | JUNIOR | FORWARD | STREAMWOOD, ILL. | POLK STATE

**Prior to Lindenwood:**

Competed at Polk State ... averaged 11.9 points on 47.7 percent shooting ... pulled down 5.1 rebounds per game ... named all-conference.

**High School:**

Attended Streamwood High School ... posted 25.9 points with 12.0 rebounds per game ... earned third-team all-state and was named all-conference.

**Personal:**

The son of Katrina and Quincy Cole ... has seven siblings: Kenya, Johnny, Derrick, Jasmine, Lamont, Quincy, and Stephanie ... interdisciplinary studies major.

**SUMMARY**

Games played: 22  
 Rebounds/game: 4.6  
 Points/game: 12.5  
 Assists/game: 0.4  
 FG Pct: 55.2  
 Turnovers/game: 1.6  
 3FG Pct: 49.1  
 Assist/turnover ratio: 0.3  
 FT Pct: 71.4  
 Steals/game: 0.4  
 Blocks/game: 0.5

**SEASON STATISTICS**

OPPONENT	DATE	GS	MIN	FGM-FGA	FG%	3PTM-3PTA	3PT%	FTM-FTA	FT%	OFF	DEF	TOT	AVG	PF	FO	AST	TO	BLK	STL	POINTS	PPG
at Dayton	11/07/22		14	5-7	.714	0-1	.000	0-0	.000	1	2	3	3.0	3	0	0	1	0	0	10	10.0
HANNIBAL-LA GRANGE	11/10/22		17	3-6	.500	0-0	.000	0-1	.000	3	2	5	4.0	1	0	0	0	1	0	6	8.0
at Missouri	11/13/22		25	5-10	.500	1-3	.333	1-5	.200	1	1	2	3.3	3	0	0	2	0	1	12	9.3
vs Lamar University	11/18/22		20	3-4	.750	0-1	.000	3-4	.750	3	1	4	3.5	3	0	0	4	1	0	9	9.3
at McNeese	11/19/22		11	2-7	.286	1-1	1.000	2-2	1.000	1	4	5	3.8	2	0	2	1	0	0	7	8.8
vs Western Caro.	11/20/22		22	4-9	.444	2-3	.667	3-3	1.000	1	4	5	4.0	0	0	0	0	1	0	13	9.5
IDAHO ST.	11/23/22		6	0-1	.000	0-0	.000	2-2	1.000	0	0	0	3.4	0	0	0	1	0	0	2	8.4
at Illinois	11/25/22		23	8-11	.727	2-3	.667	2-2	1.000	0	4	4	3.5	1	0	0	1	1	1	20	9.9
EAST-WEST U.	11/30/22		25	6-9	.667	3-4	.750	5-5	1.000	1	4	5	3.7	0	0	2	2	1	0	20	11.0
at Kansas City	12/03/22		28	3-7	.429	0-3	.000	3-5	.600	0	1	1	3.4	4	0	0	2	0	0	9	10.8
KNOX	12/17/22		23	6-8	.750	0-2	.000	0-0	.000	1	5	6	3.6	1	0	0	0	1	0	12	10.9
at BYU	12/20/22		29	2-13	.154	1-4	.250	0-0	.000	1	3	4	3.7	3	0	0	1	0	1	5	10.4
at Utah Tech	12/22/22		21	3-9	.333	2-5	.400	2-3	.667	1	2	3	3.6	3	0	1	3	0	1	10	10.4
at Eastern Ill.	12/29/22		25	3-6	.500	1-1	1.000	1-3	.333	0	9	9	4.0	3	0	0	1	2	0	8	10.2
TENNESSEE TECH	12/31/22		19	8-10	.800	4-5	.800	3-4	.750	0	7	7	4.2	4	0	0	2	0	2	23	11.1
at Little Rock	01/04/23		30	8-10	.800	5-5	1.000	0-1	.000	2	9	11	4.6	2	0	1	1	0	0	21	11.7
TENNESSEE ST.	01/07/23		29	2-4	.500	0-1	.000	9-9	1.000	0	7	7	4.8	2	0	1	0	3	1	13	11.8
at Southeast Mo. St.	01/12/23		27	7-12	.583	1-2	.500	3-4	.750	1	0	1	4.6	3	0	0	3	0	0	18	12.1
at SIUE	01/14/23		22	5-9	.556	1-2	.500	1-3	.333	2	3	5	4.6	4	0	0	4	0	0	12	12.1
SOUTHERN IND.	01/19/23		28	6-10	.600	1-4	.250	2-4	.500	2	2	4	4.6	2	0	2	0	0	0	15	12.3
MOREHEAD ST.	01/21/23		30	4-8	.500	0-2	.000	3-3	1.000	0	3	3	4.5	2	0	0	2	0	0	11	12.2
at UT Martin	01/26/23	*	27	8-13	.615	3-5	.600	0-0	.000	3	5	8	4.6	3	0	0	5	1	1	19	12.5
Totals		1	501	101-183	.552	28-57	.491	45-63	.714	24	78	102	4.6	49	0	9	36	12	8	275	12.5



#25 | DARIUS BEANE | SENIOR | GUARD | CARBONDALE, ILL. | CSUN

SUMMARY

Games played: 0  
Rebounds/game: 0.0  
Points/game: 0.0  
Assists/game: 0.0  
FG Pct: 0.0  
Turnovers/game: 0.0  
3FG Pct: 0.0  
Assist/turnover ratio: 0.0  
FT Pct: 0.0  
Steals/game: 0.0  
Blocks/game: 0.0

SEASON STATISTICS

OPPONENT	DATE	GS	MIN	FGM-FGA	FG%	3PTM-3PTA	3PT%	FTM-FTA	FT%	OFF	DEF	TOT	AVG	PF	FO	AST	TO	BLK	STL	POINTS	PPG
----------	------	----	-----	---------	-----	-----------	------	---------	-----	-----	-----	-----	-----	----	----	-----	----	-----	-----	--------	-----



#30 | CHRIS CHILDS | SENIOR | GUARD | BRONX, N.Y. | INDIAN HILLS CC

**SUMMARY**

Games played: 22  
 Rebounds/game: 4.0  
 Points/game: 12.9  
 Assists/game: 2.1  
 FG Pct: 36.9  
 Turnovers/game: 2.8  
 3FG Pct: 34.1  
 Assist/turnover ratio: 0.8  
 FT Pct: 90.2  
 Steals/game: 0.9  
 Blocks/game: 0.1

**SEASON STATISTICS**

OPPONENT	DATE	GS	MIN	FGM-FGA	FG%	3PTM-3PTA	3PT%	FTM-FTA	FT%	OFF	DEF	TOT	AVG	PF	FO	AST	TO	BLK	STL	POINTS	PPG	
at Dayton	11/07/22	*	39	6-18	.333	2-9	.222	1-3	.333	0	3	3	3.0	1	0	2	0	0	0	15	15.0	
HANNIBAL-LA GRANGE	11/10/22	*	33	5-13	.385	4-7	.571	0-0	.000	0	6	6	4.5	1	0	2	2	0	0	14	14.5	
at Missouri	11/13/22	*	36	4-10	.400	2-5	.400	9-9	1.000	0	4	4	4.3	0	0	0	4	1	0	19	16.0	
vs Lamar University	11/18/22	*	39	6-16	.375	3-10	.300	2-2	1.000	2	4	6	4.8	4	0	3	1	1	1	17	16.3	
at McNeese	11/19/22	*	40	8-16	.500	5-10	.500	0-0	.000	0	4	4	4.6	2	0	2	3	0	2	21	17.2	
vs Western Caro.	11/20/22	*	29	5-9	.556	0-1	.000	3-4	.750	0	7	7	5.0	5	1	3	3	0	1	13	16.5	
IDAHO ST.	11/23/22	*	45	8-14	.571	3-4	.750	4-5	.800	1	9	10	5.7	1	0	2	3	0	0	23	17.4	
at Illinois	11/25/22	*	28	3-11	.273	0-4	.000	0-0	.000	1	1	2	5.3	1	0	0	1	0	0	6	16.0	
EAST-WEST U.	11/30/22	*	29	4-12	.333	1-4	.250	2-2	1.000	1	9	10	5.8	0	0	11	2	0	2	11	15.4	
at Kansas City	12/03/22	*	29	3-12	.250	1-5	.200	0-0	.000	0	2	2	5.4	2	0	1	4	0	2	7	14.6	
KNOX	12/17/22	*	22	3-11	.273	2-8	.250	4-4	1.000	1	3	4	5.3	3	0	3	3	0	3	12	14.4	
at BYU	12/20/22	*	34	6-15	.400	3-7	.429	2-2	1.000	0	2	2	5.0	2	0	2	2	0	2	17	14.6	
at Utah Tech	12/22/22	*	32	4-12	.333	2-6	.333	5-5	1.000	0	2	2	4.8	2	0	1	6	0	0	15	14.6	
at Eastern Ill.	12/29/22	*	39	3-10	.300	1-6	.167	1-2	.500	0	4	4	4.7	2	0	2	6	0	1	8	14.1	
TENNESSEE TECH	12/31/22	*	36	3-8	.375	2-6	.333	3-3	1.000	0	0	0	4.4	1	0	4	1	0	0	11	13.9	
at Little Rock	01/04/23	*	38	7-14	.500	1-5	.200	8-8	1.000	0	5	5	4.4	1	0	0	4	0	0	23	14.5	
TENNESSEE ST.	01/07/23	*	33	3-12	.250	2-6	.333	7-8	.875	0	6	6	4.5	4	0	1	6	1	1	15	14.5	
at Southeast Mo. St.	01/12/23	*	33	6-11	.545	6-8	.750	4-4	1.000	0	2	2	4.4	3	0	2	2	0	3	22	14.9	
at SIUE	01/14/23	*	32	2-10	.200	0-4	.000	0-0	.000	0	2	2	4.3	2	0	1	2	0	0	4	14.4	
SOUTHERN IND.	01/19/23	*	21	1-9	.111	1-6	.167	0-0	.000	1	1	2	4.2	3	0	1	2	0	0	3	13.8	
MOREHEAD ST.	01/21/23	*	18	0-2	.000	0-1	.000	0-0	.000	0	1	1	4.0	0	0	0	1	0	0	0	13.1	
at UT Martin	01/26/23		33	3-7	.429	1-1	1.000	0-0	.000	0	4	4	4.0	3	0	3	3	0	1	7	12.9	
Totals			21	718	93-252	.369	42-123	.341	55-61	.902	7	81	88	4.0	43	1	46	61	3	19	283	12.9



**#40 | DEVION HARRIS | FRESHMAN | FORWARD | ST. LOUIS, MO. | PARKWAY CENTRAL**

**Lindenwood:**

2021-22 – Redshirted due to injury.

2020-21 – Played in 17 games and made 14 starts ... averaged 2.7 points per game with 2.5 rebounds per game ... tallied eight steals and seven blocks ... shot 48.5 percent from the field ... handed out one assist ... scored a season-high seven points against William Jewell on January 23 ... pulled down a personal-best nine rebounds in an overtime win against Southwest Baptist on January 30.

**High School:**

Attended Parkway Central.

**Personal:**

The son of Tracy Beck and Dejuan Harris ... has two siblings, Dejuan and Chelsea ... majoring in broadcasting communications.

**SUMMARY**

Games played: 0

Rebounds/game: 0.0

Points/game: 0.0

Assists/game: 0.0

FG Pct: 0.0

Turnovers/game: 0.0

3FG Pct: 0.0

Assist/turnover ratio: 0.0

FT Pct: 0.0

Steals/game: 0.0

Blocks/game: 0.0

**SEASON STATISTICS**

OPPONENT	DATE	GS	MIN	FGM-FGA	FG%	3PTM-3PTA	3PT%	FTM-FTA	FT%	OFF	DEF	TOT	AVG	PF	FO	AST	TO	BLK	STL	POINTS	PPG
----------	------	----	-----	---------	-----	-----------	------	---------	-----	-----	-----	-----	-----	----	----	-----	----	-----	-----	--------	-----



#42 | REMY LEMOVOU | JUNIOR | FORWARD | YAOUNDE, CAMEROON | COPPIN STATE

**Prior to Lindenwood:**  
Competed at Coppin State.

**Personal:**  
Majoring in criminal justice and law enforcement.

**SUMMARY**

Games played: 18  
Rebounds/game: 1.7  
Points/game: 1.7  
Assists/game: 0.2  
FG Pct: 44.8  
Turnovers/game: 0.5  
3FG Pct: 0.0  
Assist/turnover ratio: 0.3  
FT Pct: 55.6  
Steals/game: 0.1  
Blocks/game: 0.3

**SEASON STATISTICS**

OPPONENT	DATE	GS	MIN	FGM-FGA	FG%	3PTM-3PTA	3PT%	FTM-FTA	FT%	OFF	DEF	TOT	AVG	PF	FO	AST	TO	BLK	STL	POINTS	PPG
at Dayton	11/07/22		11	1-2	.500	0-0	.000	1-2	.500	1	0	1	1.0	5	1	0	0	0	0	3	3.0
HANNIBAL-LA GRANGE	11/10/22		8	1-3	.333	0-0	.000	0-1	.000	1	2	3	2.0	0	0	0	1	0	1	2	2.5
at Missouri	11/13/22		7	0-3	.000	0-0	.000	0-0	.000	2	1	3	2.3	2	0	0	0	0	0	0	1.7
vs Lamar University	11/18/22		3	1-1	1.000	0-0	.000	0-0	.000	0	1	1	2.0	0	0	0	0	0	0	2	1.8
at McNeese	11/19/22		1	0-0	.000	0-0	.000	0-0	.000	0	0	0	1.6	0	0	0	0	0	0	0	1.4
at Illinois	11/25/22		10	1-1	1.000	0-0	.000	0-0	.000	1	0	1	1.5	1	0	0	0	0	1	2	1.5
EAST-WEST U.	11/30/22		14	4-5	.800	0-0	.000	1-2	.500	2	5	7	2.3	1	0	1	1	2	0	9	2.6
at Kansas City	12/03/22		2	0-0	.000	0-0	.000	0-0	.000	1	0	1	2.1	1	0	0	1	0	0	0	2.3
KNOX	12/17/22		5	0-1	.000	0-0	.000	0-0	.000	0	1	1	2.0	0	0	1	0	0	0	0	2.0
at BYU	12/20/22		7	0-2	.000	0-0	.000	0-0	.000	1	0	1	1.9	1	0	0	1	0	0	0	1.8
at Utah Tech	12/22/22		8	1-2	.500	0-0	.000	3-4	.750	2	0	2	1.9	3	0	0	2	0	0	5	2.1
at Little Rock	01/04/23		12	3-3	1.000	0-0	.000	0-0	.000	1	3	4	2.1	3	0	1	2	2	0	6	2.4
TENNESSEE ST.	01/07/23		2	0-0	.000	0-0	.000	0-0	.000	0	0	0	1.9	0	0	0	0	0	0	0	2.2
at Southeast Mo. St.	01/12/23		6	0-0	.000	0-0	.000	0-0	.000	0	0	0	1.8	1	0	0	0	0	0	0	2.1
at SIUE	01/14/23		3	1-4	.250	0-0	.000	0-0	.000	3	1	4	1.9	0	0	0	0	0	0	2	2.1
SOUTHERN IND.	01/19/23		4	0-1	.000	0-0	.000	0-0	.000	0	1	1	1.9	1	0	0	0	1	0	0	1.9
MOREHEAD ST.	01/21/23		2	0-0	.000	0-0	.000	0-0	.000	0	0	0	1.8	0	0	0	1	1	0	0	1.8
at UT Martin	01/26/23		2	0-1	.000	0-0	.000	0-0	.000	0	0	0	1.7	2	0	0	0	0	0	0	1.7
Totals		0	107	13-29	.448	0-0	.000	5-9	.556	15	15	30	1.7	21	1	3	9	6	2	31	1.7





With her husband, George Sibley, pioneer educator Mary Sibley founded Lindenwood as a school for young women in 1827. Lindenwood was committed to combining professional issues with academic pursuits, the social with the intellectual, and the spiritual with the physical. In short, Mary Sibley brought holistic higher education to the American frontier.

Lindenwood became a Presbyterian college in 1853 and still maintains a historical relationship with the Presbyterian Church. In 1918, Lindenwood became a four-year college, and in 1969, Lindenwood attempted to strengthen its financial base by becoming co-ed. The school altered its name in 1974. The Lindenwood Colleges referred to the school's individual operations for men and women and also to its accelerated evening program, the Lindenwood College for Individualized Education, and its graduate programs.

During the '70s and '80s, the school struggled with a changing economy and accumulated substantial indebtedness. Enrollments began to decline, and by the spring of 1989, the number of day students had dropped below 1,000. As well, institutional change during those decades had led to some loss of clarity of mission. In view of



these fiscal and cultural challenges, the Board of Directors resolved to "refound" the school by returning to the fundamental precepts of individualized, holistic, values-oriented higher education that combines the practical with the academic. A president experienced in financial management and organizational revitalization was hired to lead the whole Lindenwood community in its collective renewal initiative. The result was a period of rapid growth and innovation that enabled the college to become the higher-education leader that it is today.

At the height of its revival, Lindenwood College became Lindenwood University in 1997. Enrollment burgeoned, and new construction arrived in late 1997 with the Hyland Performance Arena. By 1998-99, the annual enrollment approached 9,500, the faculty was growing, and the school balanced its budgets and increased revenues.

In 2000, Lindenwood dedicated the first of eight new residence halls to be constructed over the next decade—the first such construction in more than 30 years. In 2002, Lindenwood built the beautiful new Spellmann Campus Center. The 136,000-square-foot J. Scheidegger Center for the Arts opened in 2008.

The growth has not slowed. Additional construction has included expansion and renovation of Harmon Hall, now the home of the Robert W. Plaster School of Business and Entrepreneurship, and the 120,000-square-foot Evans Commons opened to great fanfare in 2011. A new athletics building was added in 2012 adjacent to Harlen Hunter Stadium, corresponding with Lindenwood's transition to the NCAA Division II.

Lindenwood opened in 2017 a 100,000-square-foot Library and Academic Resources Center at the front of the campus. The building serves as a hub for student services and academics.

Academically, Lindenwood has grown as well with extension of its longstanding general accreditation, the addition of numerous specialized accreditations for individual programs, and the addition of a number of degree programs, including the school's first doctoral degrees in the School of Education.

Mary Sibley ran a tightly managed school with a resourceful spirit and a clear purpose. She would have been proud of today's Lindenwood.

