



MATCHUP

LINDENWOOD



2-0, 0-0 OVC

#19 UT MARTIN



1-2, 0-0 OVC

Series History | First Meeting

GAME PREVIEW

The Lindenwood football team (2-0, 0-0 OVC) will head to Martin, Tenn. on Saturday to take on No. 19 UT Martin (1-2, 0-0 OVC) in the first conference game for the Lions as a NCAA Division I program.

The Lions are coming off back-to-back wins to start the year, including a 37-3 victory over Keiser University on Saturday. Cade Brister led the Lions with 400 yards of total offense, earning his way to this week's OVC Offensive Player of the Week. Brister set a new school record with his first touchdown of the game, marking the most touchdown passes in career.

Kobe Smith racked up 111 yards and two touchdowns in the win, while Payton Rose accumulated 180 yards and one score. Rose set a new personal best with his 180 yards receiving, beating his previous best by three yards from 2019.

Lindenwood has seen quality production from the defensive unit, as the Lions are averaging 3.5 sacks with 7.5 tackles for loss in the first two games. Already, the Lions have four forced fumbles, four fumble recoveries, 13 pass breakups, and six quarterback hurries.

Sterlin Williams is leading the squad with 2.5 tackles for loss and 2.5 sacks. While Williams has hurried the quarterback three times, Darion Bolden has collected four pass breakups in the defensive backfield.

For the first time under head coach Jed Stugart, the Lions have won both the season opener, and the home opener. Lindenwood secured its 100th win at Hunter Stadium on Saturday since the program began as a varsity sport in 1990.

In the most recent AFCA FCS Top 25 Poll, the Lions received four votes. They joined Southeast Missouri State, who has collected 18 votes, and UT Martin, who enters the game at No. 19 in the AFCA poll and No. 18 in the Stats Perform FCS Top 25 rankings.

PLAYERS TO WATCH



Kobe Smith
6-2 | 176
Senior | WR



Tra Ranson
6-0 | 219
Sophomore | LB



Dylan Petti
6-2 | 306
Senior | DL



Tayvian Weary
5-10 | 296
Senior | DL

LINDENWOOD LEADERS



PASSING

Cade Brister (40-for-65, 558 yards, 3 TD)



RUSHING

Andrew Martin (18 attempts, 108 yards, 2 TD)
Robert Giaimo (20 attempts, 108 yards, 0 TD)
Cade Brister (16 attempts, 46 yards, 0 TD)



RECEIVING

Kobe Smith (11 catches, 157 yards, 2 TD)
Payton Rose (10 catches, 213 yards, 1 TD)
Spencer Redd (7 catches, 72 yards, 0 TD)
Chase Lanckriet (7 catches, 69 yards, 0 TD)



DEFENSE

Tyrone Griffin (20 tackles, 6 solo, 14 assists, 2.0 TFL, 1.0 sacks, 2 PBU)
Kai Ross (10 tackles, 6 solo, 4 assists, 1 PBU)
Darion Bolden (9 tackles, 5 solo, 4 assists, 4 PBU)
Sterlin Williams (8 tackles, 2.5 TFL, 2.5 sacks, 3 QBH, 1 FR, 1 FF)
Dylan Petti (9 tackles, 3 solo, 6 assists, 1 FR)

QUICK FACTS

LINDENWOOD



Mascot: Lions
Location: St. Charles, Mo.
Colors: Black & Gold
Head Coach: Jed Stugart
Career Record: 119-45
Lindenwood Record: 28-21

#19 UT MARTIN



Mascot: Skyhawks
Location: Martin, Tenn.
Colors: Blue & Orange
Head Coach: Jason Simpson
Career Record: 101-82
School Record: 101-82

GAME INFORMATION

SATURDAY, SEPTEMBER 24, 2022 | 6:00 P.M. | HARDY M. GRAHAM STADIUM | MARTIN, TENN.

Watch | ESPN+ (es.pn/3f30e6I)

Stats | bit.ly/3xGeeh7



JED STUGART | HEAD COACH | SIXTH SEASON



Jed Stugart is in his sixth season as the Lindenwood football head coach in 2022. Stugart has been a head coach for 16 seasons and has an all-time record of 119-45.

In 2021, the Lions won their second-consecutive GLVC Championship with another perfect season in league play. Lindenwood closed out the season with a 9-3 record, while going 7-0 in the conference. For the second time in as many seasons in the GLVC, Stugart was named Coach of the Year. Stugart was joined by Drew Seers (defense), Spencer Redd (special teams), and Robert Giaimo (freshman) as major award winners.

The Lions accumulated 21 all-conference selections, while Seers went on to collect two first-team All-American honors. Seers was also voted as a finalist for the Cliff Harris award, which recognizes the top defensive player in the country. Seers was named the D2Football.com Defensive Player of the Year in his final season with the Lions. Lindenwood earned its second appearance in the NCAA Division II Football Playoffs for the second time since joining the NCAA. Academically, the Lions compiled three CoSIDA Academic All-District selections, while two moved on to earn Academic All-American accolades.

In week three of the season, the Lions tied the program record for most rushing touchdowns in a game with eight. Cade Brister ran the ball in five times, which was the most by an individual in 16 years. Lindenwood went into Kirksville, Mo. to upset No. 18 Truman State with the help of three rushing scores from Robert Giaimo. The following week, the Lions earned a win over Quincy with the help of three interceptions from Kai Ross, and a kick return for a touchdown by Spencer Redd. Just two weeks later, Redd returned a punt return for a touchdown for the first time in nine years. Lindenwood capped off the regular season with a win over McKendree, marking 14-consecutive wins for the Lions in the conference.

In the summer of 2020, Lindenwood earned a ranking of No. 13 in the Street and Smith Preseason Poll, while receiving the No. 17 spot in the LINDY'S Sports Preseason Poll. Drew Seers was featured on the College Football American Yearbook Division II Preseason Starting Lineup. Due to the COVID-19 pandemic, the start of the 2020 season was delayed. On October 6, 2020, the GLVC Council of Presidents voted to move the season into the spring semester, which featured a shortened schedule. On March 18, 2021, the Lindenwood football program opted out of the spring season out of concern for the health and well-being of the student-athletes.

Lindenwood had its best year in the NCAA era during the 2019 season, as the Lions earned a berth in the 2019 NCAA Division II Playoffs for the first time in school history. Stugart was named the 2019 GLVC Coach of the Year as the Lions posted a 9-4 overall record, with a perfect 7-0 record in the GLVC to capture the 2019 GLVC Championship. The Lions set four school records over the course of the season, while breaking one game record. Lindenwood rewrote four individual game records and 12 individual season records over the course of 2019.

Lindenwood garnered the GLVC Defensive Player of the Year in Drew and the GLVC Offensive Player of the Year in Cade Brister. Seers was named first-team All-American (Associated Press, AFCA, D2CCA), and second-team All-American (D2Football.com). Brister earned honorable-mention All-American (D2Football.com) recognition and was nominated as a Harlon Hill candidate. Erik Henneman was named second-team All-American (D2Football.com). Seers was named first-team all-region, while Henneman and Payton Rose each earned second-team all-region honors. Lindenwood tallied nine first-team all-GLVC players, with four second-team all-GLVC members, and two more on the honorable-mention list. The Lions earned GLVC Player of the Week 10 times, splitting five on each side of the ball.

Lindenwood ranked eighth in the country with 303 first downs, while standing ninth in the nation with 301.1 passing yards per game. The Lions ranked 16th in NCAA Division II with a 62.4 completion percentage. Stugart and the Lions closed out the 2019 season ranked No. 25 in the final AFCA Division II Coaches Poll of the year. Stugart led the Lions to a 5-1 record at home, including upset victories over No. 24 Truman State and No. 8 Ulndy. Lindenwood won a thrilling 45-37 road victory over McKendree in the NCAA Division II Football Showcase Game of the Week. The Lions pulled off a come-from-behind victory over Truman State after rattling off 21 points in the fourth quarter. Lindenwood executed the perfect onside kick, which led to the game-winning touchdown. Lindenwood shocked the conference with a seven-point victory over Ulndy, handing the Greyhounds their first conference loss in more than three years. Cade Brister set multiple school records during the game, as he completed 38 passes for 541 yards. The Lions closed out their home slate against Missouri S&T, sending out its senior class in thrilling fashion. On the final play of regulation, Jordan Perry blocked the field goal attempt by the Miners to send the game into overtime. The Lions scored the lone touchdown in the overtime period, giving Lindenwood its most home victories since the 2011 season.



Stugart and the Lions advanced to the NCAA Division II Playoffs for the first time since joining the NCAA, and proved the doubters wrong. Lindenwood faced No. 5 Ouachita Baptist who stood undefeated on the season. The Lions fought their way to a 41-38 victory over the Tigers, earning their first playoff win since the 2009 season.

In 2018, Stugart led the Lions to 4-7 season with all wins coming on the road. The offense averaged the most plays per game in a single season with 76.0 during the 2018 season. Lindenwood placed 12 players on the all-MIAA football teams, including two first-team honorees. The two first-team selections were the most for Lindenwood since the 2015 season. The Lions had a record-setting game against Missouri Southern in a 51-13 victory in the second game of the season. Lindenwood scored seven touchdowns which tied for second in program history in a single game.

After scoring 42 points in a week three loss, Stugart guided the Lions to their first win over Emporia State in program history with a 48-41 victory. Lindenwood capped off the year with a wild 21-point fourth-quarter comeback victory over Missouri Western. The Lions scored with less than two minutes left in the game on an 11-play 99-yard drive. Lindenwood recovered the ensuing onside kick, and drove down to score the game-winning touchdown with 36 seconds left in the game.

The 2018 season was highlighted by All-American tight end Erik Henneman. Henneman was named first-team All-American by the AFCA, D2CCA, and D2Football.com after hauling in nine touchdowns on 57 receptions for 639 yards. Joining Henneman on the first-team all-MIAA list was senior defensive lineman Jonathan Harris. Harris was named first-team all-MIAA for the second-straight season as he amassed 11.5 tackles for loss and had six sacks in his final season with the Lions. Stugart had 12 Lions earn all-MIAA honors. Following the 2019 NFL Draft, Harris signed a training camp invite deal with the Chicago Bears.



In his first season at Lindenwood, Stugart led the Lions to their best season in five years. Lindenwood won four games, including a road victory at Pittsburg State, one of the toughest places to play in the MIAA. The Lions were also much more competitive in their other games, and they improved their scoring margin by nearly eight points a game. Statistically, Lindenwood had both its top offensive and defensive numbers since the program's first year in the MIAA. The biggest change Stugart made, though, was improving the program's culture, and building the blocks for future success, including signing the largest recruiting class during Lindenwood's NCAA era in 2018. Stugart coached 13 players that earned all-MIAA honors, the highest mark for the program since Lindenwood joined the MIAA. Among the honorees was Jonathan Harris earning first-team all-MIAA honors on the defensive line.

Stugart was the head football coach at Sioux Falls from 2010-16, and turned the program into one of the top ones in NCAA Division II. In seven seasons, he had a record of 65-17, including a 32-5 mark over the last three years. In his first season in 2010, Stugart led the Cougars to a conference championship, and the team advanced to the NAIA National Championship game. The program began the transition to the NCAA Division II level after that. Sioux Falls won 20 games over the next three years, including a 9-2 mark in its first season as a member of the Northern Sun Intercollegiate Conference (NSIC) in 2012.

Over his final three seasons at the school, Stugart and Sioux Falls took the next step and became one of the top teams in the country. The Cougars went to the postseason all three years with a victory in the Mineral Water Bowl in 2014 and NCAA Tournament appearances in both 2015 and 2016. Sioux Falls won its first NSIC Championship this past season with a perfect 11-0 regular season mark, and it won its first NCAA Tournament game with a 34-21 first-round win over Azusa Pacific. Stugart was named the NSIC Coach of the Year and a NCAA Regional Coach of the Year after the Cougars finished the regular season in the top-five in the national rankings.

Stugart's offenses ranked in the top-25 in the NCAA Division II in scoring and total offense the last three seasons, and they have ranked in the top-20 in scoring defense in two out of the last three years. In 2017, the Cougars ranked third in rushing offense (308.1), seventh in total offense (511.3), 21st in scoring offense (39.0), and 20th in scoring defense (19.6). During Sioux Falls' tenure in the NSIC, Stugart produced 73 all-NSIC performers and eight All-Americans. The Cougars had three Academic All-Americans, and 91 members on the Academic All-NSIC team. In 2010, he coached the NAIA Player of the Year, as well as 22 all-conference selections. He was the head coach at former Lindenwood rival MidAmerica Nazarene from 2006 to 2008. He had a record of 26-7 with MidAmerica Nazarene, along with two postseason appearances and the 2008 HAAC Championship. Stugart was once named the Region 3 Coach of the Year by the American Football Coaches Association.

Stugart has also been an assistant coach at two NCAA Division I programs. In 2009, he was the linebackers coach for UNLV. All three starting linebackers that season finished in the top-20 in the Mountain West Conference in tackles, and the team just missed a bowl bid. From 1999 to 2005, he was a coach at Northern Colorado. He started by coaching the defensive line and linebackers before being promoted to defensive coordinator in 2003. In his first year as coordinator, the Bears defense ranked 16th in the nation in total defense and 13th in scoring defense. Stugart produced three All-Americans at Northern Colorado and was a part of two conference championships and two postseason appearances.

Stugart earned a bachelor's degree from Azusa Pacific University in 1995 and a master's degree from Northern Colorado in 2003. He earned three letters as a linebacker from Azusa Pacific. Stugart and his wife, Angie, have a son, Gunner, and a daughter, Gracie.

COACHING CAREER

YEAR	SCHOOL	OVERALL RECORD	CONF. RECORD
2006	MidAmerica Nazarene	7-3	7-3
2007	MidAmerica Nazarene	9-3	8-2
2008	MidAmerica Nazarene	10-1	10-0
2010	Sioux Falls	13-1	10-0
2011	Sioux Falls	5-4	0-0
2012	Sioux Falls	9-2	9-2
2013	Sioux Falls	6-5	6-5
2014	Sioux Falls	11-1	11-1
2015	Sioux Falls	9-3	9-2
2016	Sioux Falls	12-1	11-0
2017	Lindenwood	4-7	4-7
2018	Lindenwood	4-7	4-7
2019	Lindenwood	9-3	7-0
2020	Lindenwood	-	-
2021	Lindenwood	9-3	7-0
2022	Lindenwood	2-0	0-0
Career	15th Year	119-45	103-29





DUSTY HOVORKA | OFFENSIVE COORDINATOR | SIXTH SEASON



Dusty Hovorka is in his sixth season in 2022 as Lindenwood's offensive coordinator. In 2021, the Lions won their second-consecutive GLVC Championship with another perfect season in league play. Lindenwood closed out the season with a 9-3 record, while going 7-0 in the conference. Robert Giaimo was named the GLVC Freshman of the Year as a running back. The Lions accumulated 21 all-conference selections, including 10 on the offensive-side of the ball. Lindenwood earned its second appearance in the NCAA Division II Football Playoffs for the second time since joining the NCAA. Academically, the Lions compiled three CoSIDA Academic All-District selections, while two moved on to earn Academic All-American accolades.

In week three of the season, the Lions tied the program record for most rushing touchdowns in a game with eight. Cade Brister ran the ball in five times, which was the most by an individual in 16 years. Lindenwood went into Kirksville, Mo. to upset No. 18 Truman State with the help of three rushing scores from Robert Giaimo. Lindenwood capped off the regular season with a win over McKendree, marking 14-consecutive wins for the Lions in the conference.

In the summer of 2020, Lindenwood earned a ranking of No. 13 in the Street and Smith Preseason Poll, while receiving the No. 17 spot in the LINDY'S Sports Preseason Poll. Due to the COVID-19 pandemic, the start of the 2020 season was delayed. On October 6, 2020, the GLVC Council of Presidents voted to move the season into the spring semester, which featured a shortened schedule. On March 18, 2021, the Lindenwood football program opted out of the spring season out of concern for the health and well-being of the student-athletes.

The Lions had one of their most successful seasons on offense in 2019, as Hovorka helped lead the Lions to a GLVC Championship. Lindenwood earned its first appearance in the NCAA Division II Playoffs, as the Lions went 9-4 on the season with a 7-0 mark in conference play. Hovorka guided 2019 GLVC Offensive Player of the Year Cade Brister to a record-setting season. The offense set four team records for the season, while Brister broke four individual game records for the Lions. Lindenwood ranked eighth in the country with 303 first downs, while ranking ninth in the nation with 301.1 passing yards per game.

Lindenwood averaged 31.7 points per game, while its 428.9 yards per game ranked 33rd in NCAA Division II. Erik Henneman was named second-team All-American and second-team all-region (D2Football.com) after posting 699 yards with 10 touchdowns. Payton Rose set a new school record with 15 receiving touchdowns, and added 1,168 yards to earn second-team all-region (D2Football.com) recognition. Brister set seven individual season records to earn honorable-mention All-American (D2Football.com) honors, as his season was highlighted with 3,779 passing yards and 39 touchdowns.

Najee Jackson set a new school mark with 72 receptions in his final season, as the Lions held the top-four spots in the conference in receptions per game. All four individual game records were achieved when the Lions upset No. 8 Ulm. Brister completed 38 passes on 59 attempts for 541 yards, and totaled 554 total yards of offense. Hovorka coached six first-team all-GLVC players on offense, while placing one on the second team, and another on the honorable-mention list. The success was a team effort, as three offensive linemen, two receivers, one running back, one tight end, and one quarterback made up the all-conference selections on offense. Lindenwood compiled five GLVC Offensive Player of the Week honors, as Brister tallied three weekly awards. Lindenwood compiled 602 yards of offense against Ulm as part of the record-setting day. The Lions threw for 300 yards or more in six different games, including five-straight. The ground game averaged 4.2 yards per carry, as the offense broke off 251 rushing yards against Southwest Baptist.

In his second season, Hovorka helped the offensive production increase from a season ago, scoring 28.8 points per game. The Lindenwood offense ranked in the top-25 in the nation with an 85.7 percent success rate in the red zone. The Lions scored 41 points or more in three-straight games, including a 51-point effort against Missouri Southern. Junior tight end Erik Henneman broke the school record for touchdown receptions in a game with four.

Lindenwood earned its first win over Emporia State in a 48-41 victory in the fourth game of the season. The Lions put up 24 points against No. 10 Pittsburg State and 17 points against No. 11 Northwest Missouri, both above their season average in points allowed. Nash Sutherlin broke free against Pittsburg State for an 87-yard touchdown run, one yard shy of the school record. Lindenwood capped off the year with a wild 21-point fourth-quarter comeback victory over Missouri Western. The Lions scored with less than two minutes left in the game on an 11-play 99-yard drive. Lindenwood recovered the ensuing onside kick, and drove down to score the game-winning touchdown with 36 seconds left in the game. Hovorka played a key part in the success of freshman quarterback Cade Brister who ranks near the top of multiple school records after just one season. Brister was responsible for 27 touchdowns, ranking right behind two of the greatest quarterbacks in program history (Philip Staback and Ben Kisner). Hovorka helped aid the production of first-team All-American tight end Erik Henneman. Along with Henneman, the Lindenwood offense tallied four other all-MIAA honorees, including second-team offensive lineman Lucas Beddow. Earning honorable-mention recognition were Brister, Sutherlin, and Cameron Sanders.



In his first season at Lindenwood, Hovorka had a new quarterback under center, and a new-look offensive line. Despite the changes, the Lions still improved their offense by nearly half a point a game, and gained 26.1 more yards per game. Lindenwood jumped one spot in the MIAA in scoring offense, and four spots in total offense. The program had its highest scoring offense and total offense since its 2012 campaign.

Hovorka helped three offensive players earned third-team all-MIAA honors in running back Calen Campbell, wide receiver Deantrell Prince, and offensive lineman Akil Williams. Three other offensive players also earned honorable mention accolades. Hovorka came to Lindenwood from the University of Sioux Falls, where he served from 2010-2016. From 2014-2016, he was Sioux Falls's offensive coordinator.

While he was offensive coordinator, Hovorka's offense averaged 40.3 points and 489.5 total yards of offense a game. The Cougars averaged 239.3 yards on the ground and 250.1 yards through the air. In those three seasons, Sioux Falls went 32-5, appeared in the postseason all three years, won the 2016 NSIC Championship, and won its first NCAA Tournament game in 2016.


In 2016, Sioux Falls ranked third in the nation by rushing for over 300 yards a game. The Cougars were 17th in scoring offense and seventh in total offense. Three players earned first-team all-NSIC honors, including running back Max Mickey, a Harlon Hill candidate. Six other offense players earned second-team all-conference awards, and two were honorable mention picks. In 2015, Hovorka helped Sioux Falls to being ranked 16th in scoring offense and 19th in total offense.

The offensive line led the nation that year by allowing just five sacks. Six players earned all-conference honors, including offensive lineman Antonio Green who was a first-team All-American. In his first year as an offensive coordinator, Hovorka led Sioux Falls to being ranked seventh nationally in scoring offense and 17th in total offense. The Cougars scored 58 offensive touchdowns, 11 more than the previous season. Hovorka coached the NSIC

Offensive Player of the Year in quarterback Luke Papilion, as well as four other all-conference performers.

From 2010-2013, Hovorka was in charge of the team's wide receivers. In his first season, he coached Jon Ryan to NAIA Player of the Year honors after Ryan had 24 touchdowns, 81 receptions, and 1,430 receiving yards. After Sioux Falls joined the NSIC, two players earned all-conference honors in that span. Hovorka was one of the top players in Sioux Falls history from 2003-2006. He set career records with 291 receptions, 4,801 receiving yards, and 55 receiving touchdowns. Hovorka was a three-time All-American, and the only wide receiver in school history to record 1,000 or more yards in all four of his seasons. He helped Sioux Falls win the 2006 NAIA National Championship.

After his collegiate career, Hovorka played six seasons for the Sioux Falls Storm in the IFL. Hovorka is married to Kari Keating.





ERIC INAMA | DEFENSIVE COORDINATOR | SIXTH SEASON



Eric Inama is in his sixth season on the Lindenwood football coaching staff in 2022. He was promoted to defensive coordinator prior to the 2019 season. In 2021, the Lions won their second-consecutive GLVC Championship with another perfect season in league play. Lindenwood closed out the season with a 9-3 record, while going 7-0 in the conference. For the second time in as many seasons in the GLVC, Drew Seers was named Defensive Player of the Year. The Lions accumulated 21 all-conference selections, including nine of the defensive unit. Seers went on to collect two first-team All-American honors and was voted as a finalist for the Cliff Harris award, which recognizes the top defensive player in the country. Seers was named the D2Football.com Defensive Player of the Year in his final season with the Lions. Lindenwood earned its second appearance in the NCAA Division II Football Playoffs for the second time since joining the NCAA. Academically, the Lions compiled three CoSIDA Academic All-District selections, while two moved on to earn Academic All-American accolades.

The Lions earned a win over Quincy with the help of three interceptions from Kai Ross, which tied a program record. The Lions collected 18 interceptions to rank fifth in school history. Ross (6) and Seers (5) reached the top-six in the program record book for interceptions in a season. Jordan Perry finished the season with 11 pass breakups to rank second in school history. Lindenwood capped off the regular season with a win over McKendree, marking 14-consecutive wins for the Lions in the conference.

In the summer of 2020, Lindenwood earned a ranking of No. 13 in the Street and Smith Preseason Poll, while receiving the No. 17 spot in the LINDY'S Sports Preseason Poll. Drew Seers was featured on the College Football American Yearbook Division II Preseason Starting Lineup. Due to the COVID-19 pandemic, the start of the 2020 season was delayed. On October 6, 2020, the GLVC Council of Presidents voted to move the season into the spring semester, which featured a shortened schedule. On March 18,

2021, the Lindenwood football program opted out of the spring season out of concern for the health and well-being of the student-athletes.

In 2019, Inama helped Lindenwood to one of its best seasons in the NCAA era, as the Lions went 9-4 on the year with a perfect 7-0 mark in conference play to capture the GLVC Championship. Lindenwood earned a berth in the 2019 NCAA Division II Playoffs, while defeating No. 5 Quachita Baptist in the first round. Inama aided Drew Seers in his achievement of the GLVC Defensive Player of the Year. Seers was named first-team All-American (Associated Press, AFCA) and second-team All-American (D2Football.com). Seers earned first-team all-region (D2Football.com) recognition after his outstanding season. Inama and the defense garnered three members on the first-team all-GLVC, and three players earned second-team all-GLVC honors. Lindenwood tallied five GLVC Defensive Player of the Week honors, as Seers earned the award three different times. Seers set a new school record with 99 assisted tackles, and compiling 17.0 tackles for loss. Tayvian Weary earned first-team all-GLVC, as he tied the school record for sacks in a season with 7.5.


Lindenwood accumulated 10 interceptions and 10 fumble recoveries on the season. The Lions had 14 different players register a takeaway, as three different players forced at least one fumble. The defense averaged 2.1 sacks per game, and tallied 5.0 tackles for loss per game. Inama and the defense close out the game against Quachita Baptist with an interception to secure the first victory in the NCAA Division II Playoffs for the Lions. Lindenwood closed out the game against No. 24 Truman State with a fumble recovery on the final play of the game to solidify the upset. The defense repeated its performance against Saginaw Valley, as the Lions recovered a fumble on the last play to secure the victory. In the final home game of the year, Inama and the defense stood strong in overtime by stopping Missouri S&T on fourth down to win the game.

In his second year, Inama helped Lindenwood allow the fewest yards since the 2013 season. The Lions allowed 385.3 yards per game, the best mark for the Lions in the last eight years. In week two, the Lions allowed just 33 passing yards against Missouri Southern which was the second-lowest mark in program history.

Inama saw great production from the safety position, as Darrius Williams and Grady Daniels were named to the all-conference team. Williams posted his second-straight 100-plus tackle season to earn third-team all-MIAA, ranking fifth in the season record books ranking behind Connor Harris. Daniels earned honorable-mention all-MIAA recognition after posting 103 tackles, and registered one of the two interceptions returned for a touchdown for the Lions.

Inama saw success as the special team's coordinator, as Cameron Sanders tallied 198 kickoff returns yards against Central Oklahoma to set a new school record. The Lions had two kickoff returns for a touchdown, one of which led to D'Harius Brown earning MIAA Special Teams Player of the Week. Sanders was named honorable-mention all-MIAA as a kick returner after setting the school record for kickoff returns (29) and kickoff return yards (616) in a single season.

In his first season at Lindenwood, Inama played a big role in Lindenwood's defense improving by over seven points and nearly 100 total yards a game. The Lions ranked third in the MIAA by allowing 207.7 passing yards a game, and were ranked third by allowing 6.0 yards per attempt. Lindenwood improved its passing defense by 104.4 yards a game. Lindenwood also had one of the top special teams in the MIAA under Inama. The Lions ranked in the top three in both punt returns and kickoff returns, the only conference school that could claim that. The Lions also ranked in the top half of the MIAA in net punting, field-goal kicking, and PAT kicking.



Inama coached five all-conference performers. On defense, Bakari Triggs was a second-team selection, Darrius Williams was a third-team pick, and Ace Rogers was honorable mention. On special teams, Kendell Sparks was second-team all-MIAA as a return, and punter Michael Crowder was named honorable mention all-conference.

Inama came to Lindenwood from the University of Sioux Falls, where he served as the defensive backs/special teams coordinator from 2014-2016. In that three-year span, the Cougars went 32-5. Sioux Falls intercepted 66 passes and returned 12 of those interceptions for touchdowns. Sioux Falls was nationally-ranked and made the postseason in all three of those seasons. Last year, the program won the NSIC Championship and advanced to the second round of the NCAA Tournament.

Among the top players Inama coached were John Tidwell and Solomon St. Pierre. Tidwell was a three-time first-team all-NSIC pick, and St. Pierre won back-to-back first-team honors. St. Pierre also won numerous All-American honors, and Tidwell was an Academic All-American. Last season, three defensive backs earned first or second-team all-NSIC accolades. Inama also coached one of the top special teams units in the NSIC. In 2016, the Cougars ranked third nationally in kickoff returns and 27th in punt returns. Sioux Falls also ranked in the top-20 in kickoff returns in 2014, and in the top-20 in punt returns in 2014 and 2015. Inama was also an assistant coach at Sioux Falls from 2007-2009. He helped the Cougars win back-to-back NAIA National Championships in 2008 and 2009, and finish second nationally in 2007. Sioux Falls also won conference titles all three of those seasons, and had the NAIA's No. 1 defense in 2008 and 2009.

From 2010-2012, Inama was the defensive coordinator at Midland University. In his first season, he helped Midland have its most successful season in 16 years. The Warriors went 8-3 and finished the year ranked 22nd in the NAIA. That squad was ranked second in pass defense efficiency, sixth in scoring defense, and 11th in total defense. In 2011, Midland was 17th nationally in total defense and third in creating turnovers.

Inama started his coaching career at Kings College as a defensive backs coach. In 2012, Inama was named an AFCA Assistant Coach of the Year finalist. That same year, he served as an assistant coach for the 2012 All-American Bowl. In 2010, he was named an honorary captain of the Schuylkill County Football Coaches Association.

Inama was a three-time letterwinner at Delaware Valley College. He was a part of a program that went 21-3 during a two-year run that included the 2003 ECAC Bowl Championship and 2004 Middle Atlantic Championship. The 2004 team reached the NCAA Division III Tournament Quarterfinals. Inama graduated from Delaware Valley College in 2005 with a degree in business administration. He also holds an MBA from Sioux Falls in 2010. Eric is married to his wife, Kaylene, and they have one son, Kade.





BRYAN BALDWIN | SPECIAL TEAMS COORDINATOR | SEVENTH SEASON



Bryan Baldwin is in his seventh season on the Lindenwood football coaching staff in 2022. Baldwin is in his fifth season as the defensive backs coach, after spending two years as the running backs coach. After a successful 2019 campaign, Baldwin was promoted to special teams coordinator. In 2021, the Lions won their second-consecutive GLVC Championship with another perfect season in league play. Lindenwood closed out the season with a 9-3 record, while going 7-0 in the conference. For the second time in as many seasons in the GLVC, Drew Seers was named Defensive Player of the Year. The Lions accumulated 21 all-conference selections, including nine of the defensive unit. Seers went on to collect two first-team All-American honors and was voted as a finalist for the Cliff Harris award, which recognizes the top defensive player in the country. Seers was named the O2Football.com Defensive Player of the Year in his final season with the Lions. Lindenwood earned its second appearance in the NCAA Division II Football Playoffs for the second time since joining the NCAA. Academically, the Lions compiled three CoSIDA Academic All-District selections, while two moved on to earn Academic All-American accolades.

Spencer Redd was named the 2021 GLVC Special Teams Player of the Year. Redd recorded a touchdown on a kickoff return, and another on a punt return. The 678 kick return yards for Redd ranks second in program history, while his 29.5 yards per return set a new school record. Logan Seibert hit nine field goals on the year, including a 50-yard boot against Southwest Baptist that put him in a tie for second place in the record book. The Lions earned a win over Quincy with the help of three interceptions from Kai Ross, which tied a program record. The Lions collected 18 interceptions to rank fifth in school history. Ross (6) and Seers (5) reached the top-six in the program record book for interceptions in a season. Jordan Perry finished the season with 11 pass breakups to rank second in school history. Lindenwood capped the regular season with a win over McKendree, marking 14-consecutive wins for the Lions in the

conference.

In the summer of 2020, Lindenwood earned a ranking of No. 13 in the Street and Smith Preseason Poll, while receiving the No. 17 spot in the LINDY'S Sports Preseason Poll. Due to the COVID-19 pandemic, the start of the 2020 season was delayed. On October 6, 2020, the GLVC Council of Presidents voted to move the season into the spring semester, which featured a shortened schedule. On March 18, 2021, the Lindenwood football program opted out of the spring season out of concern for the health and well-being of the student-athletes.

In 2019, Baldwin helped Lindenwood to one of its best seasons in the NCAA era, as the Lions went 9-4 on the year with a perfect 7-0 mark in conference play to capture the GLVC Championship. Lindenwood earned a berth in the 2019 NCAA Division II Playoffs, while defeating No. 5 Ouachita Baptist in the first round. Baldwin and his defensive backfield boasted two all-GLVC players, including first-team all-GLVC safety Grady Daniels. Daniels led the team with seven pass breakups, while adding one interception. Daniels ranked second on the team with his 120 tackles, including 66 solo stops. Ricky McCoy earned second-team all-GLVC recognition, as he led the team with three interceptions. McCoy added six pass breakups and compiled 45 total tackles.

Lindenwood tallied 10 interceptions on the season, all of which came from the defensive backfield. Baldwin and his secondary accounted for 29 of the team's 42 pass breakups on the year. McCoy picked off a pass in the fourth quarter against McKendree, helping the Lions to a road victory. Darrius Williams recovered a fumble on the final play to upset No. 24 Truman State, while Jordan Perry recovered a fumble on the final play of the game against Saginaw Valley. Lindenwood picked off three passes in the first half against Saginaw Valley, to spark a thrilling victory. Daniels registered a key interception in the fourth quarter, helping Lindenwood to a win over Quincy. Lloyd Lockett sparked a comeback for the Lions with an interception against Missouri S&T. Perry made many big plays on the season, one of which was a blocked field goal to send the game to overtime. Perry broke up a pass on the final play of the game in overtime against Missouri S&T, posting the most home victories since the 2011 season. Perry sealed the first win for the Lions in the NCAA Division II Playoffs as he intercepted a pass with 12 seconds remaining against Ouachita Baptist.



In 2018, Baldwin coached a trio of running backs that averaged 5.61 yards per carry. The running backs ran for 1,250 yards and 11 touchdowns on 223 carries. Lindenwood rushed for 1,767 yards on the year, the most since the 2010 season. The Lions had three games with 200 yards or more, including popping off for 294 yards on the ground against Emporia State. Nash Sutherlin tallied 166 yards rushing against the Hornets, scoring once. Cameron Sanders had a 106-yard performance against Northeastern State, and scored twice against Missouri Southern. Baldwin helped create versatility in the backfield, as the trio averaged 7.9 yards per catch on 47 receptions. Sutherlin broke free against Pittsburg State for an 87-yard run that ranked second in program history. Sutherlin scored the game-winning touchdown against Missouri Western with just 36 seconds left in the final game of the season.

In 2017, Baldwin helped the team's running backs average 4.4 yards per carry, an improvement over nearly 16 percent over the previous year. The running backs also scored four more rushing touchdowns on the year, and they played a bigger role in the passing game by having over twice as many receptions than 2016. The improved running backs play helped Lindenwood have its top scoring offense since the 2012 season. Baldwin coach Calen Campbell and helped the senior earn third-team all-MIAA honors. As the cornerbacks coach in 2016, Baldwin helped in the development of Bakari Triggs who was a third-team all-MIAA pick. Lindenwood's cornerbacks accounted for nine interceptions and 21 pass breakups on the season.

Baldwin coached at the prep level in the St. Louis area from 2008-2015, including three years each at Normandy and Chaminade, and one year at Fort Zumwalt West. He was the defensive coordinator and assistant head coach at both Normandy and Chaminade, and coached the defensive backs at those schools. He coached the safeties in 2015 at Fort Zumwalt West. In his seven years as a high school coach, he won three conference championships. His players won numerous all-conference honors, including his entire starting defense earning first or second-team honors in 2014. Baldwin was a four-year player at Kansas State University from 2003-2007. The defensive back had 67 tackles, four interceptions, and 11 pass breakups in his career. Baldwin graduated from Kansas State in 2008 with a bachelor's in arts. He and his wife, Nina, have one daughter, Selah.

JARRETT GRABBE | DEFENSIVE LINE COACH | SIXTH SEASON



Jarrett Grabbe is in his sixth season on the Lindenwood football coaching staff in 2022. He is the team's defensive line coach. In 2021, the Lions won their second-consecutive GLVC Championship with another perfect season in league play. Lindenwood closed out the season with a 9-3 record, while going 7-0 in the conference. For the second time in as many seasons in the GLVC, Drew Seers was named Defensive Player of the Year. The Lions accumulated 21 all-conference selections, including nine in the defensive unit. Seers went on to collect two first-team All-American honors and was voted as a finalist for the Cliff Harris award, which recognizes the top defensive player in the country. Seers was named the D2Football.com Defensive Player of the Year in his final season with the Lions. Lindenwood earned its second appearance in the NCAA Division II Football Playoffs for the second time since joining the NCAA. Academically, the Lions compiled three CoSIDA Academic All-District selections, while two moved on to earn Academic All-American accolades.

The Lions earned a win over Quincy with the help of three interceptions from Kai Ross, which tied a program record. The Lions collected 18 interceptions to rank fifth in school history. Ross (6) and Seers (5) reached the top-six in the program record book for interceptions in a season. Jordan Perry finished the season with 11 pass breakups to rank second in school history. Lindenwood capped of the regular season with a win over McKendree, marking 14-consecutive wins for the Lions in the conference. In the summer of 2020, Lindenwood earned a ranking of No. 13 in the Street and Smith Preseason Poll, while receiving the No. 17 spot in the LINDY'S Sports Preseason Poll. Due to the COVID-19 pandemic, the start of the 2020 season was delayed. On October 6, 2020, the GLVC Council of Presidents voted to move the season into the spring semester, which featured a shortened schedule. On March 18, 2021, the Lindenwood football program opted out of the spring season out of concern for the health and well-being of the student-athletes.

In 2019, Grabbe helped Lindenwood to one of its best seasons in the NCAA era, as the Lions went 9-4 on the year with a perfect 7-0 mark in conference play to capture the GLVC Championship. Lindenwood earned a berth in the 2019 NCAA Division II Playoffs, while defeating No. 5 Ouachita Baptist in the first round. Grabbe and the defense garnered three members on the first-team all-GLVC, and three players earned second-team all-GLVC honors. Tavian Weary earned first-team all-GLVC, as he tied the school record for sacks in a season with 7.5. Lindenwood accumulated 10 interceptions and 10 fumble recoveries on the season. The Lions had 14 different players register a takeaway, as three different players forced at least one fumble. The defense averaged 2.1 sacks per game, and tallied 5.0 tackles for loss per game. Grabbe and the defense close out the game against Ouachita Baptist with an interception to secure the first victory in the NCAA Division II Playoffs for the Lions. Lindenwood closed out the game against No. 24 Truman State with a fumble recovery on the final play of the game to solidify the upset. The defense repeated its performance against Saginaw Valley, as the Lions recovered a fumble on the last play to secure the victory. In the final home game of the year, Grabbe and the defense stood strong in overtime by stopping Missouri S&T on fourth down to win the game.

In his second year, Grabbe helped Lindenwood to the fewest yards allowed since the 2013 season. The Lions allowed 385.3 yards per game, the best mark for the Lions in the last eight years. In week two, the Lions allowed just 33 passing yards against Missouri Southern which was the second-lowest mark in program history. Grabbe helped transition two-time first-team all-MIAA defensive lineman Jonathan Harris move from end to tackle. Harris amassed 11.5 tackles for loss and had six sacks in his final season with the Lions. Harris lived in the opposing backfields, as he registered a tackle for loss stat in eight games and a sack in seven different games. Following the 2019 NFL Draft, Harris signed a training camp invite deal with the Chicago Bears. Grabbe saw Uchenna Ekwuonwu earn third-team all-MIAA recognition and Antonio Davis be named honorable-mention all-MIAA. Ekwuonwu made his presence known in his first year with the Lions as he ranked in the top-20 in the MIAA for tackles for loss (8.0) and sacks (3.5). Davis was part of the defensive line that applied pressure each week as he tallied 35 tackles including 13 solo stops.

In his first year at Lindenwood, Grabbe coached the team's top player. Jonathan Harris earned first-team all-MIAA honors for the first time in his career after recording 11.0 tackles for loss and 6.0 sacks. Another lineman, Antonio Davis, also earned honorable mention all-conference accolades. The defensive line played a key role in Lindenwood having its top scoring defense since 2012. The Lions improved their scoring defense by over seven points over the previous season, and also gave up nearly 100 fewer yards per game. Grabbe came to Lindenwood from the University of Sioux Falls, where he served as the defensive line coach in 2015 and 2016. In 2015, he helped the Sioux Falls defense allow just 18.6 points a game. The defensive line allowed just 3.2 yards per rush, and averaged three sacks a game. Grabbe coached two second-team all-conference performers and one honorable mention pick. The next season, he was a part of a defensive unit that allowed 19.6 points a game. Sioux Falls ranked 16th in the nation with 3.2 sacks a game. He helped coach one first-team all-NSIC performer, two second-team selections, and one honorable mention pick.

Grabbe was a four-year letterwinner for the Cougars from 2011-2014. He recorded 83 tackles, 11.5 tackles for loss, 4.5 sacks, nine pass breakups, one forced fumble, and three fumble recoveries in his career. Grabbe was an honorable mention all-NSIC pick in 2014, and helped the Cougars win the Mineral Water Bowl that season.

TORE HURST | WIDE RECEIVERS COACH | SIXTH SEASON



Tore Hurst is in his sixth season in 2022 on the Lindenwood coaching staff. He is currently the team's wide receivers coach, after being the Offensive Quality Control coach in 2017. In 2021, the Lions won their second-consecutive GLVC Championship with another perfect season in league play. Lindenwood closed out the season with a 9-3 record, while going 7-0 in the conference. Robert Giaimo was named the GLVC Freshman of the Year as a running back. The Lions accumulated 21 all-conference selections, including 10 on the offensive-side of the ball. Lindenwood earned its second appearance in the NCAA Division II Football Playoffs for the second time since joining the NCAA. Academically, the Lions compiled three CoSIDA Academic All-District selections, while two moved on to earn Academic All-American accolades.

In week three of the season, the Lions tied the program record for most rushing touchdowns in a game with eight. Cade Brister ran the ball in five times, which was the most by an individual in 16 years. Lindenwood went into Kirksville, Mo. to upset No. 18 Truman State with the help of three rushing scores from Robert Giaimo. Lindenwood capped of the regular season with a win over McKendree, marking 14-consecutive wins for the Lions in the conference. In the summer of 2020, Lindenwood earned a ranking of No. 13 in the Street and Smith Preseason Poll, while receiving the No. 17 spot in the LINDY'S Sports Preseason Poll. Due to the COVID-19 pandemic, the start of the 2020 season was delayed. On October 6, 2020, the GLVC Council of Presidents voted to move the season into the spring semester, which featured a shortened schedule. On March 18, 2021, the Lindenwood football program opted out of the spring season out of concern for the health and well-being of the student-athletes.

In 2019, Hurst helped Lindenwood to one of its best seasons in the NCAA era, as the Lions went 9-4 on the year with a perfect 7-0 mark in conference play to capture the GLVC Championship. Lindenwood earned a berth in the 2019 NCAA Division II Playoffs, while defeating No. 5 Ouachita Baptist in the first round. Hurst led one of the most explosive receiving group in the country, as the Lions ranked ninth in the country with 301.1 passing yards per game. Lindenwood gained 303 first downs to rank eighth in the nation, 169 of which came from the passing game. The Lions garnered two all-GLVC receivers, including second-team all-region (D2Football.com) honoree Payton Rose. Rose set the new school mark for receiving touchdowns in a season with 15, while compiling 1,168 yards. Najee Jackson was named second-team all-GLVC, as he set the new school record for receptions in a season with 72 catches. Glen Gibbons hauled in the go-ahead touchdown pass against McKendree in the NCAA Division II Football Showcase Game of the Week. Rose sparked a 21-point fourth quarter against No. 24 Truman State in the thrilling upset victory. Jackson made one of the most clutch catches of the season, as he scored the go-ahead touchdown against Saginaw Valley with just 10 seconds remaining. Rose tallied a season-high 177 receiving yards against Quincy, which scoring the first touchdown for the Lions in six different games. Jackson (124) and Rose (121) led the Lions in receiving yards in an upset win over No. 8 Ulm. Gibbons hauled in the game-winning touchdown in overtime against Missouri S&T on Senior Day.

In his second season, Hurst helped the offensive production increase from a season ago, scoring 28.8 points per game. The Lindenwood offense ranked in the top-25 in the nation with an 85.7 percent success rate in the red zone. The Lions scored 41 points or more in three-straight games, including a 51-point effort against Missouri Southern. The Lindenwood receiving core hauled in 235 passes for a total of 2,519 yards and 17 touchdowns. Hurst helped the production of tight end Erik Henneman who was named first-team All-American. Henneman broke the school record for touchdown receptions in a game with four against Missouri Southern. In his first season at Lindenwood, the team's offense improved by nearly half a point a game, and gained 26.1 more yards per game. Lindenwood jumped one spot in the MIAA in scoring offense, and four spots in total offense. The program had its highest scoring offense and total offense since its 2012 campaign. Five offensive players earned all-MIAA honors, including three third-team selections.

Hurst coached tight ends at Washburn University as a graduate assistant in 2014. Hurst played at Washburn from 2010-13 as a tight end for the Ichabods. Tore started every game for three-straight seasons and was named to the Daktronics Super Region No. 3 second-team in his final year of competition. In his senior season, Hurst led the Ichabods in receiving this season with 40 catches, 575 yards and seven touchdowns. Hurst was a second team all-MIAA pick as a junior and an honorable mention selection as a sophomore. For his career he recorded 1,868 receiving yards on 131 catches with 24 touchdowns. Entering the 2017 season, Hurst ranks fifth in career touchdown catches at Washburn. Hurst stands sixth in career receptions and ninth in career receiving yards. Hurst graduated from Washburn in 2016 with a sports management degree. Hurst is from St. Louis, Mo. where he competed at McClure North High School.





DENVER JOHNSON | OFFENSIVE LINE COACH | THIRD SEASON



Denver Johnson joins the Lindenwood football staff for his third season in 2022, and serves as the offensive line coach. In 2021, the Lions won their second-consecutive GLVC Championship with another perfect season in league play. Lindenwood closed out the season with a 9-3 record, while going 7-0 in the conference. Robert Giaimo was named the GLVC Freshman of the Year as a running back. The Lions accumulated 21 all-conference selections, including 10 on the offensive-side of the ball. Lindenwood earned its second appearance in the NCAA Division II Football Playoffs for the second time since joining the NCAA. Academically, the Lions compiled three CoSIDA Academic All-District selections, while two moved on to earn Academic All-American accolades. In week three of the season, the Lions tied the program record for most rushing touchdowns in a game with eight. Cade Brister ran the ball in five times, which was the most by an individual in 16 years. Lindenwood went into Kirksville, Mo. to upset No. 18 Truman State with the help of three rushing scores from Robert Giaimo. Lindenwood capped the regular season with a win over McKendree, marking 14-consecutive wins for the Lions in the conference.

In the summer of 2020, Lindenwood earned a ranking of No. 13 in the Street and Smith Preseason Poll, while receiving the No. 17 spot in the LINDY'S Sports Preseason Poll. Due to the COVID-19 pandemic, the start of the 2020 season was delayed. On October 6, 2020, the GLVC Council of Presidents voted to move the season into the spring semester, which featured a shortened schedule. On March 18, 2021, the Lindenwood football program opted out of the spring season out of concern for the health and well-being of the student-athletes.

Johnson comes to Lindenwood after spending four years as the head coach at Missouri Southern State. Prior to his time in Joplin, Mo., Johnson was the assistant head coach and offensive line coach at the University of Tulsa from 2011-14. Heading into the 2014 season, Johnson was named the offensive coordinator. In his first season with the Golden Hurricanes, the offense ranked 33rd in the country in sacks allowed and 35th in the country in tackles for loss allowed. In 2012, the Golden Hurricanes ranked fourth in the nation in sacks allowed and 21st in the country in tackles for loss allowed. Johnson was named the 2012 Merv Johnson Integrity in Coaching Award winner. Johnson served as the offensive line coach at the University of Colorado from 2009-11. From 2009-10, Johnson helped the offense rise 66 spots in the NCAA statistical category for fewest sacks allowed. In the 2011 NFL Draft, former Buffs offensive lineman Nate Solder was selected by the New England Patriots in the first round. Johnson spent 10 years as the head coach at Illinois State from 2000-2009. In 2006, the Illinois State football team went 9-4, the second-most wins in school history. During his tenure at ISU, Johnson coached 34 All-Americans, 62 first-team all MVC honorees, and garnered the MVC Defensive Player of the year for five-straight seasons. Johnson helped guide the Redbirds to 28 school records on the offensive side of the ball. Johnson began his head coaching experience at Murray State University for three seasons. While at Murray State, Johnson posted a 7-4 record in each of his three seasons, and garnered the 15th-best offense in FCS in the total offensive yards category in 1998. In his final season, Murray State was a top-25 offense in both total offense and rushing offense. Johnson made stops at the University of Oklahoma (1996), Mississippi State University (1993-95), Oklahoma State University (1989-92), and the University of Tennessee-Martin (1986-88) as the offensive line coach. Johnson started his coaching career as a graduate assistant coach at Oklahoma State University.

Johnson had a successful playing career, as he was an all-MVC selection as an offensive lineman at the University of Tulsa. Johnson was selected by the Tampa Bay Buccaneers in the eighth round of the 1981 NFL draft. Johnson spent two seasons in Tampa Bay, before moving on to the USFL for two seasons, one with the Los Angeles Express and one with the Houston Gamblers. A graduate from the University of Tulsa in 1981, Johnson holds a bachelors degree in business management. Johnson and his wife Danita have two daughters, Taylor and Kelsey.

COREY BETHANY | QUARTERBACKS COACH | THIRD SEASON



Corey Bethany enters his third season on the Lindenwood football staff in 2022 as coach of the quarterbacks coach. In 2021, the Lions won their second-consecutive GLVC Championship with another perfect season in league play. Lindenwood closed out the season with a 9-3 record, while going 7-0 in the conference. Robert Giaimo was named the GLVC Freshman of the Year as a running back. The Lions accumulated 21 all-conference selections, including 10 on the offensive-side of the ball. Lindenwood earned its second appearance in the NCAA Division II Football Playoffs for the second time since joining the NCAA. Academically, the Lions compiled three CoSIDA Academic All-District selections, while two moved on to earn Academic All-American accolades. In week three of the season, the Lions tied the program record for most rushing touchdowns in a game with eight. Cade Brister ran the ball in five times, which was the most by an individual in 16 years. Lindenwood went into Kirksville, Mo. to upset No. 18 Truman State with the help of three rushing scores from Robert Giaimo. Lindenwood capped the regular season with a win over McKendree, marking 14-consecutive wins for the Lions in the conference.

In the summer of 2020, Lindenwood earned a ranking of No. 13 in the Street and Smith Preseason Poll, while receiving the No. 17 spot in the LINDY'S Sports Preseason Poll. Due to the COVID-19 pandemic, the start of the 2020 season was delayed. On October 6, 2020, the GLVC Council of Presidents voted to move the season into the spring semester, which featured a shortened schedule. On March 18, 2021, the Lindenwood football program opted out of the spring season out of concern for the health and well-being of the student-athletes.

Bethany comes to Lindenwood after spending four seasons as the head coach of St. Mary's High School in St. Louis, Mo. During his tenure, Bethany compiled a record of 31-16. In 2019, St. Mary's won the district championship, and moved on to the state semifinals. Prior to his time at St. Mary's, Bethany was the offensive coordinator at Christian Brothers College in St. Louis, Mo. While serving as the offensive coordinator, the Cadets won the 2014 state championship. The Cadets won back-to-back district championships, while the team took second at state in 2015. Bethany was an assistant coach at Lindbergh High School for three seasons, helping the Flyers to a 23-8 record during that span. Outside of high school coaching, Bethany was the head coach of the River City Raiders of the American Indoor Football League in 2016. Bethany served as the offensive coordinator with three different teams in the Indoor Football League, as he started his coaching career as the special teams coordinator of the River City Rage of the United Indoor Football League in 2007. Bethany was a member of the football team at William Jewell College, where he majored in accounting.

PAT STEWART | LINEBACKERS COACH | THIRD SEASON



Pat Stewart joins the Lindenwood staff for his third season in 2022, and coaches the linebackers. In 2021, the Lions won their second-consecutive GLVC Championship with another perfect season in league play. Lindenwood closed out the season with a 9-3 record, while going 7-0 in the conference. For the second time in as many seasons in the GLVC, Drew Seers was named Defensive Player of the Year. The Lions accumulated 21 all-conference selections, including nine of the defensive unit. Seers went on to collect two first-team All-American honors and was voted as a finalist for the Cliff Harris award, which recognizes the top defensive player in the country. Seers was named the D2Football.com Defensive Player of the Year in his final season with the Lions. Lindenwood earned its second appearance in the NCAA Division II Football Playoffs for the second time since joining the NCAA. Academically, the Lions compiled three CoSIDA Academic All-District selections, while two moved on to earn Academic All-American accolades. The Lions earned a win over Quincy with the help of three interceptions from Kai Ross, which tied a program record. The Lions collected 18 interceptions to rank fifth in school history. Ross (6) and Seers (5) reached the top-six in the program record book for interceptions in a season. Jordan Perry finished the season with 11 pass breakups to rank second in school history. Lindenwood capped the regular season with a win over McKendree, marking 14-consecutive wins for the Lions in the conference.

In the summer of 2020, Lindenwood earned a ranking of No. 13 in the Street and Smith Preseason Poll, while receiving the No. 17 spot in the LINDY'S Sports Preseason Poll. Drew Seers was featured on the College Football American Yearbook Division II Preseason Starting Lineup. Due to the COVID-19 pandemic, the start of the 2020 season was delayed. On October 6, 2020, the GLVC Council of Presidents voted to move the season into the spring semester, which featured a shortened schedule. On March 18, 2021, the Lindenwood football program opted out of the spring season out of concern for the health and well-being of the student-athletes.

Stewart comes to Lindenwood after spending the previous three years at Lindenwood-Belleville University, the last year as the head football coach. While with the Lynx, Stewart coached four defensive players who ranked nationally across six statistical categories at the NAIA level. Stewart helped two football programs win four RMAC championships as well as four national playoff appearances - two as a linebackers coach (Western State) and two as a defensive coordinator (University of Nebraska Kearney). He has worked with Hall of Fame coaches Duke Iversen and Casey Coons (Western State), Joe Glenn (University of Northern Colorado), future Hall of Fame Head Coach Darrell Morris (Nebraska Kearney) and with current NFL coordinators Todd Wash of the Jacksonville Jaguars and Nate Kaczor of the Washington Redskins. Stewart has over 25 years of football coaching experience primarily as a defensive coordinator, as well as head coaching experience at Western State and Lindenwood-Belleville.

Stewart played collegiately at Western State University (1985-88), where he lettered four times, was twice named a first-team All-Conference (RMAC) Linebacker and is currently ranked ninth in the RMAC for career tackles and ninth for most tackles in a game. Stewart earned a business management and history degree from Western State and he holds a master's degree in physical education from Northern Colorado. Stewart and his wife Linda have a daughter, Amber and a son, Nick.

**MARK GOLDENBERG | TIGHT ENDS COACH | SECOND SEASON**

Goldenberg comes to Lindenwood for his second season on staff in 2022, after spending 31 years coaching at the high school level. Goldenberg tallied 18 seasons as the head coach at Parkway Central High School in Chesterfield, Mo. In 2021, the Lions won their second-consecutive GLVC Championship with another perfect season in league play. Lindenwood closed out the season with a 9-3 record, while going 7-0 in the conference. Robert Giaimo was named the GLVC Freshman of the Year as a running back. The Lions accumulated 21 all-conference selections, including 10 on the offensive-side of the ball. Lindenwood earned its second appearance in the NCAA Division II Football Playoffs for the second time since joining the NCAA. Academically, the Lions compiled three CoSIDA Academic All-District selections, while two moved on to earn Academic All-American accolades.

In week three of the season, the Lions tied the program record for most rushing touchdowns in a game with eight. Gade Brister ran the ball in five times, which was the most by an individual in 16 years. Lindenwood went into Kirksville, Mo. to upset No. 18 Truman State with the help of three rushing scores from Robert Giaimo. Lindenwood capped off the regular season with a win over McKendree, marking 14-consecutive wins for the Lions in the conference.

During his tenure as head coach, Goldenberg compiled a record of 134-68. The Colts won seven district championships, made five trips to the semifinals, and two appearances in the state championship game. As an assistant at Parkway Central, Goldenberg spent time as the defensive coordinator and also coached in the state championship. Goldenberg is a graduate of St. Louis University where he majored in psychology, and received his masters in education from Webster University.

LANE LAWSON | ASSISTANT DEFENSIVE LINE COACH | THIRD SEASON

Lane Lawson is entering his third season with the Lindenwood coaching staff in 2022. In 2021, the Lions won their second-consecutive GLVC Championship with another perfect season in league play. Lindenwood closed out the season with a 9-3 record, while going 7-0 in the conference. For the second time in as many seasons in the GLVC, Drew Seers was named Defensive Player of the Year. The Lions accumulated 21 all-conference selections, including nine of the defensive unit. Seers went on to collect two first-team All-American honors and was voted as a finalist for the Cliff Harris award, which recognizes the top defensive player in the country. Seers was named the D2Football.com Defensive Player of the Year in his final season with the Lions. Lindenwood earned its second appearance in the NCAA Division II Football Playoffs for the second time since joining the NCAA. Academically, the Lions compiled three CoSIDA Academic All-District selections, while two moved on to earn Academic All-American accolades.

The Lions earned a win over Quincy with the help of three interceptions from Kai Ross, which tied a program record. The Lions collected 18 interceptions to rank fifth in school history. Ross (6) and Seers (5) reached the top-six in the program record book for interceptions in a season. Jordan Perry finished the season with 11 pass breakups to rank second in school history. Lindenwood capped off the regular season with a win over McKendree, marking 14-consecutive wins for the Lions in the conference.

In the summer of 2020, Lindenwood earned a ranking of No. 13 in the Street and Smith Preseason Poll, while receiving the No. 17 spot in the LINDY'S Sports Preseason Poll. Drew Seers was featured on the College Football American Yearbook Division II Preseason Starting Lineup. Due to the COVID-19 pandemic, the start of the 2020 season was delayed. On October 6, 2020, the GLVC Council of Presidents voted to move the season into the spring semester, which featured a shortened schedule. On March 18, 2021, the Lindenwood football program opted out of the spring season out of concern for the health and well-being of the student-athletes.

ANTHONY JONES | RUNNING BACKS COACH | FIRST SEASON

Anthony Jones joined the Lindenwood football staff for the 2022 season as an assistant coach. Jones came to Lindenwood after spending the 2021 season as the coordinator of player personnel at San Jose State. Jones spent the previous season at San Diego State University as the recruiting coordinator. During the 2017 through 2019 seasons, Jones was the Contra Costa College passing game and special team's coordinator. Jones also coached the team's quarterbacks and wide receivers.

Jones began his coaching career as an assistant football coach at Union (Mo.) High near St. Louis, in 2011. He spent the next three seasons as an assistant football coach at Pace (Fla.) High. In 2015, Jones moved to California and became the passing game coordinator and wide receivers coach at Bishop O'Dowd High in Oakland, Calif. The next year in 2016, Bishop O'Dowd won its first California Interscholastic Federation (C.I.F.) state championship defeating Valley View High of Moreno Valley, Calif., for the Division 5-AA title.

The 2009 Jacksonville State University graduate majored in business management. Jones played two seasons at Troy University as a running back and concluded his college football career as a wide receiver and running back for Jacksonville State in 2007 and 2008. He went on to play professionally in the Indoor Football League (IFL) for the Billings Outlaws, Sioux City Bandits, and Richmond Revolution franchises in 2010 and 2011.

Jones was raised in Pensacola, Fla. His wife's name is Maya Jones.

ALEX GARCIA | DEFENSIVE LINE COACH | FIRST SEASON

Alex Garcia joins the Lindenwood football staff for his first season in 2022. Garcia spent two seasons at Samford University with the defensive line, prior to his stop in St. Charles, Mo. Garcia helped coach defensive tackle Armond Lloyd to a first-team all-SoCon selection.

Garcia spent the 2019 season as the defensive line coach and equipment coordinator at the University of Sioux Falls. At USF, Garcia coached three all-conference players and one Academic All-American. He spent four seasons at Montana Tech from 2015-18 as a defensive line coach. Garcia produced six Frontier all-conference selections in four years, including three-time first team honoree Tyler Sanders. Defensive end Luke Benz led the Frontier Conference in sacks in 2016. He also coached Chance Hansen who was also a two-time all-league performer, and had 127 sacks over four seasons. Prior to joining Montana Tech, Garcia spent two years as a graduate assistant at Midland University (Neb.) where he coached the defensive line, and helped produce two all-conference selections.

Prior to coaching at Midland, Garcia was the outside linebacker coach at NCAA DIII Elmhurst College for two years. Elmhurst's 2012 team finished 10-2 and won the College Conference of Illinois and Wisconsin's automatic bid to the NCAA tournament. They finished with a No. 8 ranking in the country.

Garcia received a degree in philosophy with a minor in educational studies from Elmhurst College. Garcia and his wife Mary-Kate reside in the St. Charles area.



COREY NEWSOME | DEFENSIVE ANALYST | SECOND SEASON



Corey Newsome enters his second season on staff in 2022. Newsome serves as the defensive analyst. In 2021, the Lions won their second-consecutive GLVC Championship with another perfect season in league play. Lindenwood closed out the season with a 9-3 record, while going 7-0 in the conference. For the second time in as many seasons in the GLVC, Drew Seers was named Defensive Player of the Year. The Lions accumulated 21 all-conference selections, including nine of the defensive unit. Seers went on to collect two first-team All-American honors and was voted as a finalist for the Cliff Harris award, which recognizes the top defensive player in the country. Seers was named the D2Football.com Defensive Player of the Year in his final season with the Lions. Lindenwood earned its second appearance in the NCAA Division II Football Playoffs for the second time since joining the NCAA. Academically, the Lions compiled three CoSIDA Academic All-District selections, while two moved on to earn Academic All-American accolades.

The Lions earned a win over Quincy with the help of three interceptions from Kai Ross, which tied a program record. The Lions collected 18 interceptions to rank fifth in school history. Ross (6) and Seers (5) reached the top-six in the program record book for interceptions in a season. Jordan Perry finished the season with 11 pass breakups to rank second in school history. Lindenwood capped off the regular season with a win over McKendree, marking 14-consecutive wins for the Lions in the conference.

JACK STORM | DEFENSIVE ANALYST | SECOND SEASON



Jack Storm is in his second season on the coaching staff as the defensive analyst in 2022. In 2021, the Lions won their second-consecutive GLVC Championship with another perfect season in league play. Lindenwood closed out the season with a 9-3 record, while going 7-0 in the conference. For the second time in as many seasons in the GLVC, Drew Seers was named Defensive Player of the Year. The Lions accumulated 21 all-conference selections, including nine of the defensive unit. Seers went on to collect two first-team All-American honors and was voted as a finalist for the Cliff Harris award, which recognizes the top defensive player in the country. Seers was named the D2Football.com Defensive Player of the Year in his final season with the Lions. Lindenwood earned its second appearance in the NCAA Division II Football Playoffs for the second time since joining the NCAA. Academically, the Lions compiled three CoSIDA Academic All-District selections, while two moved on to earn Academic All-American accolades.

The Lions earned a win over Quincy with the help of three interceptions from Kai Ross, which tied a program record. The Lions collected 18 interceptions to rank fifth in school history. Ross (6) and Seers (5) reached the top-six in the program record book for interceptions in a season. Jordan Perry finished the season with 11 pass breakups to rank second in school history. Lindenwood capped off the regular season with a win over McKendree, marking 14-consecutive wins for the Lions in the conference.

JC HULL | ATHLETIC PERFORMANCE COACH | FOURTH SEASON



J.C. Hull is entering his fourth year at Lindenwood University in 2022-23. Hull served two years as an Assistant Strength Coach for the University of Connecticut. During his time at the University of Connecticut he assisted in all aspects of the Football team's strength and conditioning training sessions while also overseeing/administering the programming of the Women's Lacrosse team.

Before his time at the University of Connecticut Hull spent the summer of 2017 working with the Carolina Panthers, aiding in their summer off-season voluntary program as well as their Organized Team Activities and Rookie Mini Camp.

Prior to working with the Panthers, Hull was a Graduate Assistant for the Sports Performance department at Eastern Michigan University from 2015-2017, where he earned his Masters of Science in Exercise Physiology. During his time at Eastern Michigan he worked with the football team that was able to earn its first bowl berth in over 20 years. He also programmed and supervised training sessions for the Eastern Michigan Women's Soccer team, Women's Rowing team, Men's Golf team, and Cheer and Dance Squads.

Hull also worked at both Eastern Michigan University and the University of Missouri as an intern. He received his Bachelors in Exercise Science from Ottawa University where he was also a member of the football team and earned NAIA Scholar Athlete Award in 2010. He is a certified strength coach through the National Strength and Conditioning Association and also has his United States Weightlifting Coach certification.

KEAGAN ROBERSON | DIRECTOR OF FOOTBALL OPERATIONS | FIRST SEASON



Keagan Roberson joins the Lindenwood football staff for his first season in 2022. Roberson will serve as the Director of Football Operations. Prior to Lindenwood, Roberson spent time with Murray State University. Roberson helped Murray State achieve back-to-back winning seasons for the first time in 20 years. The Racers posted their highest average attendance on record in program history.

Roberson gained experience working with the equipment staff and recruiting staff at the University of Kentucky shortly after graduation. Roberson helped the Kentucky football program sign one of the highest-ranked classes in school history. Roberson graduated from the University of Kentucky with a degree in agricultural economics. He worked as a student manager in the football program, which went to four-straight bowl games during that time. Roberson saw the Wildcats win the final three bowl games in that same span.



2022 FOOTBALL PROSPECTUS

GENERAL INFORMATION

Name Lindenwood University
 Location St. Charles, Mo.
 Founded 1827
 Enrollment 6,845
 Nickname Lions
 School Colors Black and Gold
 Stadium Harlen C. Hunter Stadium
 Affiliation NCAA Division I (FCS)
 Conference Ohio Valley Conference (OVC)
 President John R. Porter
 Athletics Director Jason Coomer
 Faculty Representative David Arns
 Athletics Phone 636-949-4600
 Ticket Office Phone 636-949-4433
 Ticket Office Website boxoffice@lindenwood.edu
 Institution website www.lindenwood.edu
 Athletics website www.lindenwoodlions.com

ATHLETICS COMMUNICATIONS

Football Contact Blake Bunton
 Email bbunton@lindenwood.edu
 Office Phone 636-627-4330
 Cell Phone 314-607-7616

Secondary Football Contact Andrew Honerkamp
 Email ahonerkamp@lindenwood.edu
 Office Phone 636-627-4358

PRIMARY MEDIA COVERAGE

Lindenwood Campus Media

Name Phone Number
 Mane Media Productions 636-949-4461
 KCLC (Radio) 636-949-4891

St. Charles/St. Louis Media

Name Phone Number
 St. Charles Journal 636-946-6111
 St. Louis Post-Dispatch 314-340-8888
 KTVI (Channel 2-Fox) 314-213-7831
 KMOV (Channel 4-CBS) 314-444-6333
 KDSK (Channel 5-NBC) 314-444-5125

COACHING STAFF

Head Coach Jed Stugart
 Alma Mater, Year Azusa Pacific (1995)
 Record at Lindenwood 28-21 (6th Season)
 Career Record 119-45 (16th Season)

Offensive Coordinator Dusty Hovorka
 Defensive Coordinator Eric Inama
 Special Teams Coordinator Bryan Baldwin
 Defensive Line Jarrett Grabbe
 Wide Receivers Tore' Hurst
 Offensive Line Denver Johnson
 Quarterbacks Corey Bethany
 Linebackers Pat Stewart
 Tight Ends Mark Goldenberg
 Assistant Defensive Line Lane Lawson
 Running Backs Anthony Jones
 Defensive Line Alex Garcia
 Defensive Analyst Corey Newsome
 Defensive Analyst Jack Storm
 Athletic Performance JC Hull
 Director of Football Operations Keagan Roberson
 Defensive Quality Control Blake Moore
 Offensive Quality Control Zeke Scott

2022 SCHEDULE

Date	Opponent	Time/Result	Location
Sep. 10	at Houston Baptist	W, 21-20	Houston, Texas
Sep. 17	Keiser	W, 37-3	St. Charles, Mo.
Spe 24	at #19 UT Martin*	6:00 p.m.	Martin, Tenn.
Oct 1	SEMO*	1:00 p.m.	St. Charles, Mo.
Oct 8	at Central Arkansas	4:00 p.m.	Conway, Ark.
Oct 15	at Eastern Illinois	2:00 p.m.	Charleston, Ill.
Oct 22	Murray State*	1:00 p.m.	St. Charles, Mo.
Oct 29	William Jewell	1:00 p.m.	St. Charles, Mo.
Nov 5	at Tennessee Tech*	1:30 p.m.	Cookeville, Tenn.
Nov 12	McKendree	1:00 p.m.	St. Charles, Mo.

* OVC Game | All times are CST | Rankings by AFCA

2022 SEASON

Record 2-0, 0-0 OVC
 Passing Leader Cade Brister (40-for-65, 558 yards, 3 TD)
 Rushing Leader Andrew Martin (18 attempts, 108 yards, 2 TD)
 Receiving Leader Kobe Smith (11 catches, 157 yards, 2 TD)
 Tackles Leader Tyrone Griffin (20 tackles, 6 solo, 2.0 TFL, 1.0 sacks, 2 PBU)
 Sack Leader Sterlin Williams (8 tackles, 2.5 TFL, 2.5 sacks, 3 QBH, 1 FR, 1 FF)
 TFL Leader Sterlin Williams (8 tackles, 2.5 TFL, 2.5 sacks, 3 QBH, 1 FR, 1 FF)
 Interception Leader Darion Bolden (9 tackles, 5 solo, 4 assists, 4 PBU)



THIS WEEK'S SCHEDULE

Saturday, September 24

Central Arkansas at Southeast Missouri, 2:00 p.m. (ESPN+)

*Eastern Illinois at Murray State, 4:00 p.m. (ESPN+)

*Lindenwood at #19 UT Martin, 6:00 p.m. (ESPN+)

LINDENWOOD VS. #19 UT MARTIN PREVIEW

The first ever meeting between Lindenwood and UT Martin will take place on Saturday as OVC play opens for both teams. It marks the first OVC contest for the Lions who are in their inaugural year in the OVC. UT Martin is ranked No. 18/19 in the major polls, while Lindenwood picked up votes in the AFCA FCS Coaches Poll this week after its start to the season.

Lindenwood improved to 2-0 in its first season of Division I football with a 37-3 over NAIA foe Keiser on Saturday. It marked the 100th game at Hunter Stadium. It was the first home opening win for the team since 2017.

Quarterback Cade Brister was named OVC Offensive Player of the Week after tallying 400 yards of total offense and three passing touchdowns. The first touchdown of the night was the 71st of his career, setting a new Lindenwood career record. He is also now just 181 passing yards away from that school record as well. Brister had 9,806 yards of total offense and 93 total touchdowns in his career.

Brister connected with Payton Rose seven times in the game; Rose finished the contest with 180 receiving yards and a touchdown. Kobe Smith added five catches for 111 yards and two touchdowns, including a 78-yard score. Junior defensive lineman Sterlin Williams had two sacks and six total tackles against Keiser.

A week after playing a Top 5 ranked FCS opponent, UT Martin had another tough test with a game at FBS foe Boise State. The game was tied at 7-7 following the first quarter and the Broncos led 20-7 with eight minutes to go, before adding 10 later point. Linebacker Rob Hicks had 11 tackles, his third double-digit performance of the year, to go along with a fumble recovery that led to a touchdown. His 11.3 tackles/game leads the OVC.

The UTM defense allowed only 76 total yards on 36 plays in the second half. Overall, the Skyhawks only conceded 327 total yards of offense and had nine tackles for loss with three sacks, two forced fumbles and one fumble recovery. The Skyhawks did allow its first sack of the season, when backup quarterback Cornelious Brown was sacked late in the fourth quarter. On special teams, Tyler Larco boomed nine punts for a 44.4 yard average, including a long of 57 yards.

OVC HIGHLIGHTS/STORYLINES

This year marks the 75th anniversary of the OVC, which was founded in 1948, making it the eighth-oldest Division I Conference ... The OVC is made up of seven football-playing schools in 2022, including Lindenwood which joined the league this season ... The league schedule is based around five Conference games this season (new member Lindenwood will play only four) ... In Week 3 Lindenwood improved to 2-0 on the season while Southeast Missouri is now 2-0 against FCS teams after a win over Nicholls ... The first OVC games of the season are this week as UT Martin hosts Lindenwood and Murray State hosts Eastern Illinois ... SEMO has a non-conference games while Tennessee State and Tennessee Tech have open dates ... UT Martin is ranked No. 18/19 in the major polls this week, while Southeast Missouri is receiving votes in both and Lindenwood picked up votes in the Coaches Poll ... Every current OVC team (except newly Division I Lindenwood) has been ranked in the Top 25 polls for at least one week over the past six years (2016-21) ... OVC teams have 13 playoff victories since 2013, including five Quarterfinal and one National Championship game appearance ... Since 2013, six different teams that have represented the OVC have won a playoff game; the only other conferences to accomplish that are the CAA, MVFC and Southern Conference ... SEMO's Geno Hess begins the season on the Walter Payton Watch List while UT Martin's John H. Ford II is on the Buck Buchanan Award Watch List ... In seven of the past 12 years (2010-21), an OVC team has defeated a Football Bowl Subdivision (FBS) opponent ... Last academic year (2021-22), 103 football student-athletes were named to the OVC Commissioner's Honor Roll for achieving a 3.25 GPA or better ... This season the OVC and Southland Conference begin a two-year (2022, 2023) non-conference scheduling alliance which filled open schedule dates with a focus toward competitive balance and reasonable travel; OVC teams are 3-0 against Southland Conference teams so far this season ... The OVC and Big South have created an alliance which begins next season (2023), and combines the two conferences' football membership to ensure NCAA championship access and stability for the multisport conferences.

OVC PLAYERS OF THE WEEK**OFFENSIVE**

Cade Brister, QB ■ 6-0, 222, Sr. ■ O'Fallon, Mo. ■ Lindenwood

Brister accounted for 400 yards of total offense and three touchdowns as Lindenwood topped Keiser 37-3 in its home opener. The senior completed 18-of-32 passes for 377 yards and three touchdowns and rushed five times for 23 yards. In the process he set a new Lindenwood record for career touchdown passes (tallying his 71st in the first quarter). His passing scores went for 33, 11 and 78 yards. Brister is now just 181 passing yards away from holding the school record for passing yards in a career.

Others Nominated: Geno Hess, Southeast Missouri; David Gist, Tennessee Tech.

NOTES FROM AROUND THE GRIDIRON

Quick Hitters: On September 17, SEMO RB Geno Hess rushed for one and caught a pair of touchdown passes in a win over Nicholls; he is the first OVC running back to catch multiple touchdown passes in a game since UTM's Peyton Logan against Samford on September 11, 2021 ... SEMO linebacker Bryce Norman tallied 17 tackles against Nicholls, the most by an OVC player since Murray State's Anthony Koclanakis had 18 on November 2, 2021 ... Lindenwood played its 100th game at Hunter Stadium on September; the Lions topped Keiser University 37-3 ... After its 2-0 start, Lindenwood picked up votes in the AFCA FCS Coaches Poll ... Tennessee Tech ranks ninth nationally in fumbles recovered (4) while Southeast Missouri is first in fewest fumbles lost (0) ... EIU is third nationally in net punting (43.23 yards/punt) ... Tennessee State ranks first nationally in red zone offense (100%), one of 12 teams with that mark at this point season ... UT Martin's Colton Dowell leads the OVC and ranks 11th nationally in receiving yards/game (104.0) ... SEMO WR Johnny King had 14 receptions at No. 17 Southern Illinois on September 10; it is the second-most by a FCS player this season (15 is the top mark) and he ranks fourth nationally in receptions/game (8.3) ... SEMO kicker DC Pippin nailed a 50-yard field goal at Southern Illinois, making him one of eight field goals of 50 yards or longer this season at the FCS level ... Tennessee State's Devon Starling had 207 yards in the season-opener at No. 12 Eastern Washington (Sept. 3), which is the second-most by a FCS player against a Division I team this season.

Top 25 Polls: After its game at Boise State, UT Martin slipped to No. 18 in the Stats Perform Poll (from 16) and to No. 19 in the AFCA FCS Coaches Poll (from 18). The Skyhawks finished last season ranked No. 12 in the Coaches Poll, its highest end-of-season finish in school history, and was ranked as high as No. 8 (matching its highest ranking). Southeast Missouri is receiving votes in both polls now, moving from 40 to 93 points in the Stats Perform Poll (putting them unofficially 28th), and picking up votes in the Coaches Poll for the first time. After a 2-0 start, Lindenwood picked up votes in the AFCA Top 25 on Monday. Every current OVC team (except newly Division I Lindenwood) has been ranked in the Top 25 polls for at least one week over the past six years (2016-21).

NCAA Division I Playoff Information: In 2010 the Football Championship Subdivision (FCS) playoff field expanded to 20 teams, up from 16 previously, and in 2013 the field increased to 24 for the first time. The expansion in 2010 to 20 teams was the first since the field grew from 12 to 16 teams in 1997. The 24-team field is comprised of 11 automatic bids and 13 at-large berths. There are eight first round matchups (16 total teams), while eight (8) teams receive a bye into the second round. For the 14th time in 2022, the championship game will be played in Frisco, Texas at Toyota Stadium, a 20,500-seat multi-purpose stadium. The Southland Conference will serve as the host of the championship, which will be held on Saturday, January 7.

Recent Playoff Success: Beginning with the 2001 season the OVC went until 2013 without a FCS Playoff victory. But over the past nine seasons OVC teams have performed well in the playoffs, winning 13 total games and advancing to the FCS Quarterfinals three times in the past six seasons. In 2013 the OVC placed three teams in the field for the first-time ever (each won a game) and in 2015 the league had a team advance to the National Championship game (the first for the league since 1982). Over the past nine years six different teams that have represented the OVC have won a playoff game (Austin Peay, Eastern Illinois, Jacksonville State, Southeast Missouri, Tennessee State and UT Martin).

Six Different OVC Teams With Playoff Wins Since 2013: The OVC is one of just four FCS Conferences to have six different teams win a playoff game over the past nine years (2013-2021). Over that time Austin Peay, Eastern Illinois, Jacksonville State, Southeast Missouri, Tennessee State and UT Martin have all won at least one game while representing the OVC. The other conferences to have six different teams win over that period are the CAA, Missouri Valley and Southern Conferences.

2022 Schedule: The 2022 OVC football schedule features the seven league members playing five Conference games apiece (the exception being new member Lindenwood who will play four). There is not a full round robin this year as most teams' non-conference schedules were full (including a previously announced non-conference scheduling partnership with the Southland Conference) when Lindenwood joined the league in February 2022. Eastern Illinois and Lindenwood will play on October 15 but will not count in the OVC standings.

Walter Payton Award Watch List: Southeast Missouri senior running back Geno Hess was one of 35 players nationally named to the Walter Payton Award Watch List by Stats Perform. The award is presented after the season to the national offensive player of the year in college football's Division I subdivision. More players can join the watch list during the regular season, and afterwards a national media panel will select the winner. First awarded in 1987, the Payton has been won by an OVC player twice, Tony Romo in 2002 and Jimmy Garoppolo in 2013.

Buck Buchanan Award Watch List: UT Martin graduate linebacker John H. Ford II is one of 35 players nationally named to the Buck Buchanan Award Watch List by Stats Perform. The award is presented to the national defensive player of the year in college football's Division I subdivision. More players can join the watch list during the regular season, and afterwards a national media panel will select the winner. First awarded in 1995, the Buchanan Award has twice been won by an OVC player, Jacksonville State's Darius Jackson (2017) and SEMO's Zach Hall (2018).

Deacon Jones Trophy Watch List: Three Tennessee State football players have been named to the Watch List for the Black College Football Player of the Year Award. The award, known as the Deacon Jones Trophy, is presented annually to the most outstanding college football player



from a Historically Black College & University (HBCU). The players were quarterback Draylen Ellis, running back Devon Starling and linebacker James Green. Four finalists will be unveiled after the season. The winner of the Black College Football Player of the Year Award, which will be announced during halftime of the 2023 HBCU Legacy Bowl on Saturday, February 25, 2023 in New Orleans, Louisiana. TSU's Chris Rowland won the award in 2019.

Hess on CFP National Performer of the Year Watch List: Southeast Missouri running back Geno Hess is one of 38 players on the initial Watch List for the College Football Performance Awards (CFPA) National Performer of the Year Award.

Individual Awards Winners: Since 2013, the OVC has produced one Walter Payton Award Winner, two Buck Buchanan Award Winners, an Eddie Robinson Award Winner and a Deacon Jones Trophy winner. In addition, the league has had two Doris Robinson Award Winners, as the National Scholar-Athlete of the Year.

Three OVC Players Named to FCS Punter of the Year Watch List: Three OVC players have been named to the 2022 FCS Punter of the Year Award Watch List by the Augusta Sports Council. The OVC picks, who were among the 22 nationally on the list, were Southeast Missouri's Zach Haynes, Tennessee State's Kaleb Mosely and Murray State's Lewis Halton. The FCS Punter of the Year Award winner will be voted on by the FCS Punter of the Year Award/Ray Guy Award Committee and will be announced after regular season play commences.

Simpson Ranks Fourth in OVC Career Victories: UT Martin head coach Jason Simpson currently ranks fourth in OVC history for career victories. Simpson recorded his 100th victory in the Skyhawks FCS Playoff win over Missouri State in 2021. Including Simpson, only 22 active FCS coaches have 100 or more career wins.

- 315 - Roy Kidd, Eastern Kentucky (1964-2002)
- 154 - Boots Donnelly, Austin Peay & Middle Tennessee (1977-78, 79-98)
- 117 - Charles Murphy, Middle Tennessee (1952-68)
- 101 - Jason Simpson, UT Martin (2006-present)
- 99 - Jimmy Feix, Western Kentucky (1968-81)

OVC Teams Against FBS Opponents: In seven of the past 12 seasons (2010-21), an OVC team has knocked off a Football Bowl Subdivision (FBS) opponent (2010, 2012, 2013, 2014, 2016, 2017, 2020). OVC teams are 36-265-1 all-time against FBS opponents.

OVC and Big South Association: In February 2022 the Big South Conference and Ohio Valley Conference announced the creation of an association of their football member institutions, to begin with the 2023 NCAA Division I football season and have an initial term of at least four years. The unique agreement combines the two conferences' football membership to ensure NCAA championship access and stability for the multisport conferences. In creating the association, presidents from each of the multisport conferences pointed to the similarities of the OVC and the Big South, with their complementary geographies and intercollegiate athletic philosophies, as key to making this association possible.

OVC and Southland Conference Partner For Non-Conference Scheduling Alliance: In October 2021, the OVC and Southland Conference announced a football scheduling alliance for the 2022 and 2023 seasons. The collaboration will see institutions from each conference fill available non-conference dates on schedules in 2022 and 2023 with a focus toward competitive balance and reasonable travel. The alliance provides quality Division I FCS non-conference matchups, allows increased visibility, exposure and branding for each Conference. There are eight matchups on the schedule (with a ninth involving Lindenwood who joined the OVC after the schedule was set). OVC teams are 3-0 so far against Southland schools in 2022.

Martin Named National Special Teams Player of the Week (Sept. 12): Lindenwood's Andrew Martin was named the FedEx Ground FCS National Special Teams Player of the Week by Stats Perform for his performance in the Lions' 21-20 win over Houston Baptist on September 10. Martin recovered a blocked punt in the HBU end zone with 28 seconds remaining to give Lindenwood a road victory in its first game as an FCS program. The Lions trailed 20-15 when Jalen Bethany blocked the punt. Martin entered the game without a career TD, but he had two, first scoring on a four-yard run in the third quarter to pull LU to within 20-12. He finished with 49 rushing yards and also had a special teams tackle.

Sgt. York Trophy Presented by Delta Dental: The Sgt. York Trophy (founded in 2007 by the Nashville Sports Council and sponsored by Delta Dental) goes to the winner of the season football series between the four OVC football-playing schools located in the state of Tennessee (originally it included four schools, but beginning in 2022 includes three schools: Tennessee State, Tennessee Tech and UT Martin). The award is named in honor of Alvin C. York, the most noted Soldier of World War I. As a corporal in the 2nd battalion, 328th Infantry, in the Battle of the Meuse River-Argonne (Oct. 8, 1918), York and seven other soldiers captured 132 prisoners, was promoted to sergeant and received the Distinguished Service Cross, the French Croix de Guerre, the French Legion of Honor, the Croce di Guerra of Italy and the War Medal of Montenegro. Upon his return to the United States in 1919, he was bestowed the Congressional Medal of Honor. Last season UT Martin went 3-0 to claim the title.

Academic Success: During the past academic year (2021-22) there were 103 OVC football student-athletes who were named to the Commissioner's Honor Roll for having a 3.25 grade point average or higher. In addition, 10 student-athletes were awarded the OVC Academic Medal of Honor for achieving perfect 4.0 GPAs.

A Look at the Coaches: Five coaches from last season return to their respective teams in 2022. Among the newcomers is first-year Eastern Illinois head coach Chris Wilkerson, who played for the Panthers and was later an assistant coach. Also new to the league is Jed Stugart, who begins his sixth year (fifth season) at Lindenwood, who joined the OVC on July 1. In addition to Wilkerson, Tennessee Tech's Dewayne Alexander is also coaching at his alma mater. The longest tenured coach in the league is UT Martin's Jason Simpson who enters his 17th season with the Skyhawks in 2022; Simpson is the fourth-winningest coach in OVC history.

Alexander on NCAA Committee on Ethical Conduct and Sportsmanship: Beginning this season Tennessee Tech head coach Dewayne Alexander is on the NCAA's Committee on Ethical Conduct and Sportsmanship. The committee's mission is to improve the condition of sportsmanship and ethical conduct in all aspects of college athletics by developing and implementing strategies that foster greater acceptance of the value of respect, fairness, civility, honesty and responsibility. Since the establishment of the committee, the group has focused on two areas: (1) provide best practices and creative tools (e.g., the RESPECT campaign) for campus and conference implementation and (2) increase the awareness and profile of the NCAA Sportsmanship Awards.

UT Martin Tabbed Preseason OVC Favorite: Coming off an OVC Championship and its first FCS Playoff victory, UT Martin has been picked as the preseason football favorites in the Ohio Valley Conference for the 2022 season. The Skyhawks picked up 10 of a possible 14 first-place votes in a poll of league head coaches and communications directors. It marked the first time the Skyhawks have been picked the preseason favorites since joining the league prior to the 1992 season. UT Martin totaled 70 points to finish ahead of Southeast Missouri (59), Murray State (51) was tabbed third, just ahead of Tennessee State (46), who also picked up a first-place vote. The poll was rounded out by Tennessee Tech (29), Eastern Illinois (20) and Lindenwood (19).

Hess and Ford Headline Preseason All-OVC Team: Southeast Missouri senior running back Geno Hess and UT Martin graduate student linebacker John H. Ford II were named the 2022 OVC Preseason Offensive and Defensive Players of the Year in a vote of by the league's head football coaches and communications directors. Tennessee State and UT Martin led the way with eight selections apiece, while Eastern Illinois and Murray State had seven players apiece, Southeast Missouri had six selections. Tennessee Tech added three and newcomer Lindenwood had two players on the team. Returning players who were first- or second-team All-OVC selections last year were automatic selections to the preseason team this year.

NFL Connections: As of September 19, there were 11 former OVC players on NFL rosters (8 active, 2 practice squad and 1 IR). Overall the OVC has produced at least one NFL Draft Pick in 14 of the past 19 years (2003-21). In January 2020, Eastern Illinois alum Jimmy Garoppolo became just the eighth former FCS quarterback to start a Super Bowl, doing so with the San Francisco 49ers. For Super Bowl LV in February 2021, there were four participants with OVC connections including a player (Josh Pearson), a coach (Rick Christophel), an official (Jabir Walker) and a broadcaster (Tony Romo).

Romo Becomes Sixth College Football Hall of Famer With OVC Connections: In December 2021 former Eastern Illinois quarterback Tony Romo was inducted into the College Football Hall of Fame Class. Romo is the third player that played in the OVC to be inducted into the College Football Hall of Fame joining Jim Youngblood from Tennessee Tech and George Floyd Jr., from Eastern Kentucky. Three former head coaches from the OVC have also been inducted into the College Football Hall of Fame with Roy Kidd (Eastern Kentucky), James "Boots" Donnelly (Middle Tennessee/Austin Peay) and Frank Beamer (Murray State). At EIU Romo was the winner of the 2002 Walter Payton Award as the top player in the FCS. After going undrafted in 2003, he would put together a standout NFL career with the Dallas Cowboys from 2003-16. The four-time Pro Bowl selection holds Cowboy records for career passing yards and passing touchdowns. Since retiring with the Cowboys, Romo has served as the lead color analyst for CBS' NFL telecasts, working alongside Jim Nantz.

Let's Get It Started: The 75th season of Ohio Valley Conference football got underway on Thursday, September 1. The OVC is made up of seven football-playing schools in 2022. Since its beginning, 15 of the 19 total schools that have played football in the league have claimed at least one championship.

I-AA No More: Although some people may still refer to it as I-AA football, the term that represents the level of Division I football in which the Ohio Valley Conference competes has been long retired. Beginning with the 2006 National Championship game, the term Football Championship Subdivision (or FCS) is to be used. Teams who play at the FCS level can offer a maximum of 63 scholarships (Football Bowl Subdivision teams can offer 85) and compete in a playoff at the end of the season to determine the national champion.

FCS All-In: Each week during the 2022 football season, "FCS All-In" will debut a new episode on ESPN+ each Friday night at 6pm CT. The program is a collaborative effort of the NCAA's 15 Division I FCS Conferences.

ESPN+: This season every Conference football game (and select non-conference contests) will be broadcast on ESPN+. This marks the fifth year of the OVC's deal with ESPN+, the multi-sport, direct-to-consumer video service from The Walt Disney Company's Direct-to-Consumer & International segment. Fans can subscribe to ESPN+ for \$9.99 a month (or \$99.99 per year) or as part of a bundle with Disney+ and ad-supported Hulu (\$13.99/month). ESPN+ is an integrated part of the ESPN App and (on mobile and connected devices) and ESPN.com. More information can be found at www.OVCsports.com/ESPN.



NO.	NAME	POS	HT	WT	YR	HOMETOWN/HIGH SCHOOL
0	Jayden Littlejohn	DB	5-8	174	Fr.	St. Louis, Mo./Parkway Central
1	Kobe Smith	WR	6-2	176	Sr.	Compton, Calif./Junipero Serra
2	Cole Dugger	QB	6-1	182	So.	Owasso, Okla./Owasso
3	Darion Bolden	DB	5-9	187	Sr.	St. Louis, Mo./Trinity
4	Cade Brister	QB	6-0	222	Sr.	O'Fallon, Mo./Fort Zumwalt North
5	Dominique Thornhill	LB	5-10	226	Sr.	St. Louis, Mo./Fort Zumwalt East
6	Carter Davis	QB	6-1	177	Fr.	Eureka, Mo./Eureka
7	Lloyd Lockett	DB	5-10	203	Sr.	Platte City, Mo./Platte County
8	Moses Ale	OL	6-2	258	Jr.	Carson, Calif./Carson
10	Spencer Redd	WR	5-9	184	Jr.	Springfield, Ill./Sacred Heart-Griffin
11	Mann McGruder	DB	5-10	194	Jr.	St. Louis, Mo./Ritenour
12	Jalen Bethany	WR	5-10	170	So.	St. Louis, Mo./St. Mary's
13	Dom McManus	WR	6-0	198	Jr.	San Diego, Calif./Ramona
14	Sammy Muniz	DB	6-0	182	Sr.	Tucson, Ariz./Salpointe Catholic
15	Jayden Patrick	DB	5-11	174	Fr.	Broken Arrow, Okla./Jenks
16	Jordan Lawrence	OL	6-2	244	So.	Bloomington, Ill./Normal Community
17	Payton Rose	WR	6-0	193	Sr.	Cumberland, Wis./Cumberland
18	Chase Lanckriet	TE	6-3	241	Jr.	Windsor, Colo./Windsor
19	Jeff Caldwell	WR	6-4	190	Fr.	Louisville, Ky./Butler
20	Robert Giaimo	RB	5-8	185	So.	Bartlett, Tenn./Bartlett
21	Kai Ross	DB	6-2	205	Sr.	Huntington Beach, Calif./Huntington Beach
22	Andrew Martin	RB	5-8	178	Jr.	Holden, Mo./Holden
23	Devon Edwards	LB	6-2	220	So.	Longmont, Colo./Mead
24	Wesley Hines	DB	6-1	196	Jr.	Lake Saint Louis, Mo./Liberty
25	Tra Ranson	LB	6-0	219	So.	Sikeston, Mo./Sikeston
26	Jayce Conklin	DB	6-0	200	Jr.	Lincoln, Neb./Lincoln Southwest
28	Justin Williams	RB	5-8	186	Jr.	St. Louis, Mo./CBC
29	Donovan Marshall	RB	6-0	192	Sr.	St. Louis, Mo./Lutheran North
30	Darius Ragland	DB	6-0	187	Fr.	Carbondale, Ill./Carbondale
31	Matt Barnett	LB	6-3	211	So.	Cedar Rapids, Iowa/Alburnett
32	Clark Whitaker	LB	5-11	187	Jr.	Dallas, Texas/Hebron
33	Jared Rhodes	RB	5-11	199	Fr.	St. Louis, Mo./Ladue
34	Donnie Wingate	OL	6-2	228	Fr.	Choctaw, Okla./Choctaw
35	Sterlin Williams	OL	6-3	235	Jr.	Zephyrhills, Fla./Zephyrhills
36	Chase Giorgi	LB	5-9	199	Jr.	St. Louis, Mo./Oakville
37	Dominique Lyons	DB	6-0	184	Fr.	Kansas City, Mo./Staley
38	Jaden Savage	DB	5-11	193	Fr.	Chicago Heights, Ill./Bloom Township
39	Brett Hiatt	DB	6-1	202	So.	Wentzville, Mo./Timberland
40	Tyrone Griffin	LB	6-3	208	So.	Brownsville, Ind./Brownsville
42	Luke Desherow	OL	6-4	238	Fr.	Mt. Prospect, Ill./Loyola Academy
43	Logan Seibert	K	5-10	184	So.	Belleville, Ill./Belleville West
44	David Whittemore	LB	6-1	225	Fr.	Indianapolis, Ind./Bishop Chatard
45	Gus Hetzel	DB	5-11	193	Fr.	Weldon Spring, Mo./Francis Howell
46	Frank Caldwell	OL	6-0	235	So.	Louisville, Ky./Butler Traditional
47	Jack McCormick	DB	6-0	197	Fr.	Dardenne Prairie, Mo./St. Dominic
48	Alex Scharf	TE	6-3	265	Sr.	Decatur, Ill./Mount Zion
49	Jackson Hetzel	LB	6-3	218	Fr.	Weldon Spring, Mo./Francis Howell
50	Anthony Tocchini	OL	6-3	274	Fr.	Denver, Colo./Regis Jesuit
51	Connor Mazzotta	OL	5-11	260	Sr.	Murrietta, Calif./Murrietta Mesa
52	Asa Baker	OL	6-1	294	Jr.	Kimberling City, Mo./Reeds Spring
53	Branden Stearman	LB	6-0	233	Fr.	Louisville, Ky./Trinity
54	Nelson Pipes	LS	6-0	223	Fr.	Hallsville, Mo./Hallsville
55	Aaron Kness	LB	6-0	232	Fr.	Greeley, Colo./Northridge
56	Dylan Petti	OL	6-2	306	Sr.	Riverside, Calif./Notre Dame
57	Sean Owens	OL	6-1	237	Jr.	Newport Beach, Calif./Corona Del Mar
58	Brenden Dye	LB	6-1	198	Fr.	Owasso, Okla./Owasso

NO.	NAME	POS	HT	WT	YR	HOMETOWN/HIGH SCHOOL
59	Kevin Re	LB	5-11	225	Fr.	St. Louis, Mo./Chaminade
64	Alex Solak	OL	6-1	294	So.	Menasha, Wis./Menasha
65	AJ Gonzalez	OL	6-6	358	Fr.	Fairfield, Ill./Fairfield Community
66	Anthony Enlow	OL	6-3	316	Fr.	Vandalia, Ill./Vandalia
68	Joe Becker	OL	6-3	294	So.	Hillsboro, Mo./Hillsboro
71	Jacob Swihart	OL	6-2	320	So.	Ballwin, Mo./Parkway West
73	Adel Mountassir	OL	6-3	275	Fr.	St. Charles, Mo./Francis Howell North
74	Ethan Johnson	OL	6-3	285	So.	Normal, Ill./Normal Community
76	John Wilson	OL	6-5	297	Fr.	St. Charles, Mo./St. Charles West
77	Blake Rogenhofer	OL	6-3	295	Sr.	Overland, Mo./Ritenour
78	Gareth Warren	OL	6-5	313	So.	Kailua Kona, Hawaii/Kealahou
79	Addison Darcy	OL	6-3	279	So.	State College, Pa./State College
80	Jaden Kohls	WR	5-11	180	Jr.	Omaha, Neb./Westside
82	Caleb Urwiller	WR	6-1	175	Sr.	Greeley, Colo./Dayspring Christian Academy
83	Luis Ramos	TE	6-2	246	So.	Mexico City, Mexico/Sierra Nevada
84	Abe Haerr	TE	6-4	220	Fr.	Taylor, Mo./Palmyra
85	Jared Farney	OL	6-1	204	Fr.	Eureka, Ill./Eureka
86	Darrin Fugitt	TE	6-3	228	Fr.	Bolivar, Mo./Bolivar
87	Lucas Allen	TE	6-4	223	Fr.	Arnold, Mo./Fox
88	Aiden Jones	WR	6-0	194	So.	Belleville, Ill./Mascoutah
89	Tyus Hanson	TE	6-3	236	So.	Sioux Falls, S.D./Washington
90	Riley Ripper	K	5-11	206	Sr.	East Alton, Ill./Roxana
91	Kobe McClendon	OL	6-1	247	Fr.	St. Louis, Mo./St. Mary's
92	Dayle Palmer	OL	6-1	308	Jr.	Lakeland, Fla./Lakeland Christian
93	Cruz Masten	OL	5-11	274	Fr.	Centennial, Colo./Valor Christian
94	Darion Mullins	OL	6-2	262	So.	St. Louis, Mo./SLUH
95	Patrick Turner	K	6-2	210	Fr.	Melbourne, Australia/
96	Justin Aletor	OL	6-1	291	Fr.	Avondale, Ariz./Agua Fria
98	Devan Tursini-White	OL	6-0	285	Jr.	Mesa, Ariz./Corona Del Sol
99	Tayvian Weary	OL	5-10	296	Sr.	St. Louis, Mo./Vianney
	John Anthony	DB	6-3	192	Fr.	Venice, Fla./Venice
	Tre Bell	DB	6-1	178	Fr.	Ballwin, Mo./Parkway West
	Jack Berry	LS	6-0	261	Fr.	Weldon Spring, Mo./Francis Howell
	Mason Brown	QB	6-3	212	Fr.	Fenton, Mo./Rockwood Summit
	Brayden Darrell	OL	6-1	213	Fr.	Bixby, Okla./Bixby
	Maika Finau	OL	6-0	349	Fr.	Makawao, Hawaii/Summit
	Ty Johnson	OL	6-4	264	Fr.	Apple Valley, Calif./Apple Valley
	Drew Krobath	WR	6-2	195	Fr.	Fenton, Mo./Rockwood Summit
	Colin Krzeczowski	OL	6-5	271	Fr.	Lockport, Ill./Lockport Township
	Arthur Liebau	K	6-0	185	Fr.	Mequon, Wis./Homestead
	Hunter Neely	LB	6-0	223	Fr.	Celina, Texas/Celina
	Nolan O'Hara	LB	5-11	203	Fr.	Coatesville, Pa./Coatesville Area
	Will Stemler	LB	6-1	227	Fr.	Sierra Vista, Ariz./Buena
	Khalid Stewart	DB	5-10	171	Fr.	St. Louis, Mo./DeSmet
	Ronnie Thomas Jr.	WR	5-10	185	Fr.	Owasso, Okla./Owasso
	Emaud Triplett	LB	5-9	197	Fr.	Owasso, Okla./Owasso

PRONUNCIATION GUIDE

#2 Cole Dugger - Doug - Urr
 #8 Moses Ale - Ahh - Lay
 #14 Sammy Muniz - Mew - Nez
 #18 Chase Lanckriet - Lawn - Creet
 #20 Robert Giaimo - G - Ah - Moe
 #23 Devon Edwards - Devin
 #36 Chase Giorgi - G - Or - G

#39 Brett Hiatt - Hi - It
 #42 Luke Desherow - Desh - A - Row
 #43 Logan Seibert - Sigh - Burt
 #50 Anthony Tocchini - (Like Zuccini) - Toe - Keen - E
 #51 Connor Mazzotta - Muh - Zoe - Tuh
 #55 Aaron Kness - Ness
 #56 Dylan Petti - Pet - E

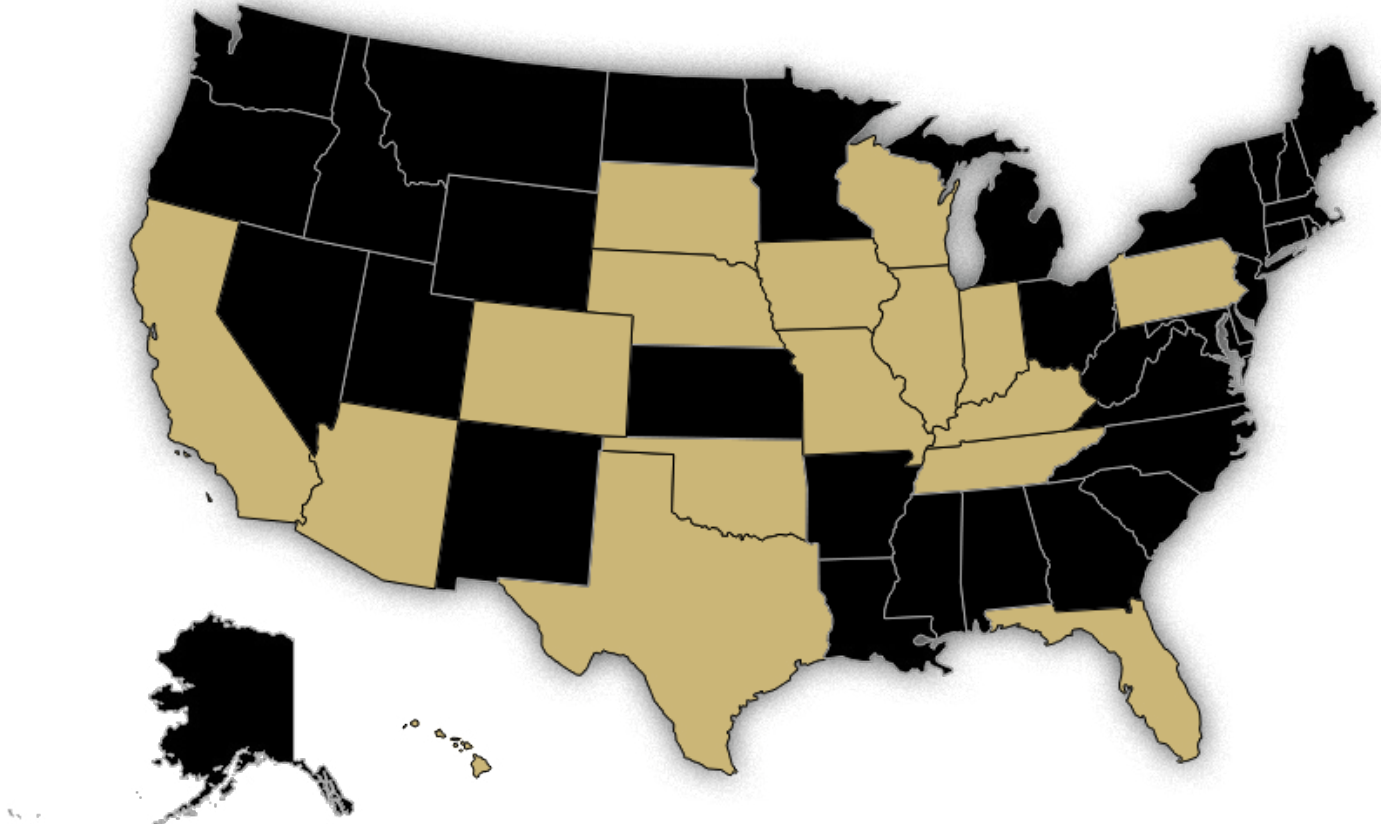
#59 Kevin Re - Ray
 #71 Jacob Swihart - Sw - eye - Hart
 #73 Adel Mountassir - Mount - uh - sear
 #77 Blake Rogenhofer - Rogan - hoff - err
 #82 Caleb Urwiller - Urr - Wye - Lurr
 #83 Luis Ramos - Lou - ees, Rahh - Moes
 #84 Abe Haerr - Hair

#86 Darrin Fugitt - Few - Get
 #96 Justin Aletor - Al - It - Or
 #98 Devan Tursini-White - Turr - See - Knee

Jed Stugart - Stu - Gurt
 Dusty Havorka - Ho - Vor - Ka
 Eric Inama - Eye - Nam - Uh
 Jarrett Grabbe - Grab
 Tore Hurst - Tor - Ay



LIONS BY STATE

**Arizona - 4**

Justin Aletor
Sammy Muniz
Will Stemler
Devan Tursini-White

California - 8

Moses Ale
Ty Johnson
Connor Mazzotta
Dom McManus
Sean Owens
Dylan Petti
Kai Ross
Kobe Smith

Colorado - 6

Devon Edwards
Aaron Kness
Chase Lanckriet
Cruz Masten
Anthony Tocchini
Caleb Urwiller

Florida - 3

John Anthony
Dayle Palmer
Sterlin Williams

Hawaii - 2

Maika Finau
Gareth Warren

Illinois - 14

Luke Desherow
Anthony Enlow
Jared Farney
AJ Gonzalez
Ethan Johnson
Aiden Jones
Colin Krzeczowski
Jordan Lawrence
Darius Ragland
Spencer Redd
Riley Ripper
Jaden Savage
Alex Scharf
Logan Seibert

Indiana - 2

Tyrone Griffin
David Whittemore

Iowa - 1

Matt Barnett

Kentucky - 3

Jeff Caldwell
Frank Caldwell
Branden Stearman

Missouri - 40

Lucas Allen
Asa Baker
Joe Becker
Tre Bell
Jack Berry
Jalen Bethany
Darion Bolden
Cade Brister
Mason Brown
Carter Davis
Darrin Fugitt
Chase Giorgi
Abe Haerr
Gus Hetzel
Jackson Hetzel
Brett Hiatt
Wesley Hines
Drew Krobath
Jayden Littlejohn
Lloyd Lockett
Dominique Lyons
Donovan Marshall
Andrew Martin
Kobe McClendon
Jack McCormick
Mann McGruder
Adel Mountassir
Darion Mullins
Nelson Pipes

Tra Ranson
Kevin Re
Jared Rhodes
Blake Rogenhofer
Khalid Stewart
Jacob Swihart
Dominique Thornhill
Tayvian Weary
Justin Williams
John Wilson

Nebraska - 2

Jayce Conklin
Jaden Kohls

Oklahoma - 7

Brayden Darrell
Cole Dugger
Brenden Dye
Ronnie Thomas Jr.
Jayden Patrick
Emaud Triplett
Donnie Wingate

Pennsylvania - 2

Addison Darcy
Nolan O'Hara

South Dakota - 1

Tyus Hanson

Tennessee - 1

Robert Giaimo

Texas - 2

Hunter Neely
Clark Whitaker

Wisconsin - 3











Arthur Liebau
Payton Rose
Alex Solak

International**Australia - 1**

















































Patrick Turner

Mexico - 1

Luis Ramos






 Lloyd Lockett SR - DB	 Dominique Lyons FR - DB	 Donovan Marshall SR - RB	 Andrew Martin JR - RB	 Cruz Masten FR - DL	 Connor Mazzotta SR - OL	 Kobe McClendon FR - DL	 Jack McCormick FR - DB
 Mann McGruder JR - DB	 Dom McManus JR - WR	 Adel Mountassir FR - OL	 Andrew Martin SO - RB	 Darion Mullins SO - DL	 Sammy Muniz SR - DB	 Hunter Neely FR - LB	 Nolan O'Hara FR - LB
 Sean Owens JR - DL	 Dayle Palmer JR - OL	 Jayden Patrick FR - DB	 Dylan Petti SR - DL	 Nelson Pipes FR - LS	 Darius Ragland FR - DB	 Luis Ramos SO - TE	 Tra Ranson SO - LB
 Kevin Re FR - LB	 Spencer Redd JR - WR	 Jared Rhodes FR - RB	 Riley Ripper SR - K	 Blake Rogenhofer SR - OL	 Payton Rose SR - WR	 Kai Ross SR - DB	 Jaden Savage FR - DB
 Alex Scharf SR - TE	 Logan Seibert FR - K	 Kobe Smith SR - WR	 Alex Solak SO - OL	 Branden Stearman FR - LB	 Will Stemler FR - LB	 Khalid Stewart FR - DB	 Jacob Swihart SO - OL
 Ronnie Thomas Jr. FR - WR	 Dominique Thornhill SR - LB	 Anthony Tocchini FR - OL	 Emaud Triplett FR - LB	 Patrick Turner FR - K	 Devan Tursini-White JR - DL	 Caleb Urwiller SR - WR	 Gareth Warren SO - OL




Tayvian Weary
SR - DL



Clark Whitaker
JR - LB



David Whittemore
FR - LB



Justin Williams
SO - RB



Sterlin Williams
JR - DL



John Wilson
FR - DL



Donnie Wingate
FR - DL



HARLEN C. HUNTER STADIUM

Hunter Stadium is one of the busiest places on campus throughout the year. It is the home for Lindenwood football, men's and women's soccer, field hockey, and men's and women's lacrosse. The stadium was built in 1976 by the St. Louis football Cardinals as a place to hold their training camp. In 1988, the stadium was renovated and a new artificial turf was installed. Eleven years later in 1999, Hunter Stadium debuted a new turf called Astro Play. After the 2004 season, Hunter Stadium would undergo its biggest renovation. The stadium was to be completely renovated, including end zone seating, a brand new two-story press box with luxury boxes, and a new concession area.

In 2009, the playing surface at the facility was replaced with EnviroTurf. The next renovation was more of an addition. The Student-Athlete Center, an academic success center including coaches' offices, and new locker rooms, was built in 2012. The three-story building was added behind the south end zone. In 2018 a new Ram Turf surface was placed on the field.

The stadium hosted NAIA football playoff games in 2004, 2008, 2009, and 2010 and the NAIA Women's Soccer National Championships in 2001 and 2002. In 2009, 2010, and 2015, the St. Louis Rams held training camp scrimmages at Hunter Stadium. Each of the three games drew over 5,000 spectators. During the NFL lockout in 2011, several St. Louis Rams players chose Lindenwood for offseason training. The stadium is named after Dr. Harlen C. Hunter, who founded the St. Louis Orthopedic Sports Medicine Clinic in Chesterfield in 1979, the first clinic of its kind in the St. Louis area. Hunter's contributions were the key to the upgrades of the playing surface in 1988.

STADIUM FACTS

Capacity	6,000
Surface	Ram Turf
Location	St. Charles, Mo.
First Game	1990
First Opponent	Dana (Neb.)
Score	Lindenwood 21-14
All-Time Home Record	100-73



YEAR-BY-YEAR HOME RECORDS

YEAR	RECORD
1990	5-2
1991	2-3
1992	1-4
1993	2-4
1994	2-2
1995	4-3
1996	3-2
1997	4-1
1998	3-1
1999	3-2
2000	1-6
2001	3-2
2002	1-4
2003	3-3
2004	5-1
2005	4-1
2006	4-2
2007	5-0
2008	6-0
2009	7-0
2010	5-1
2011	5-1
2012	4-2
2013	2-3
2014	0-5
2015	2-4
2016	2-3
2017	2-4
2018	0-5
2019	5-1
2020	0-0
2021	4-1
2022	1-0
Overall	100-73



FCS COACHES POLL

RANK	SCHOOL (FIRST-PLACE VOTES)	2022 RECORD	POINTS	PREVIOUS RANK
1	North Dakota State (21)	2-1	642	1
2	Montana (5)	3-0	626	2
3	South Dakota State	2-1	595	3
T-4	Missouri State	2-1	512	6
T-4	Montana State	2-1	512	4
6	Sacramento State	2-0	502	7
7	UIW	3-0	500	8
8	Delaware	3-0	468	10
9	Chattanooga	3-0	461	9
10	Villanova	2-1	438	5
11	Jackson State	3-0	406	11
12	Weber State	3-0	367	13
13	Holy Cross	3-0	357	12
14	William & Mary	3-0	301	17
15	Eastern Washington	1-1	253	15
16	Mercer	2-1	174	20
17	Stephen F. Austin	1-2	160	16
18	Fordham	3-0	150	21
19	UT Martin*#	1-2	141	18
20	Eastern Kentucky	2-1	130	24
21	Rhode Island	2-1	121	14
22	Samford	2-1	83	25
23	Austin Peay	3-1	64	NR
T-24	Richmond	2-1	51	NR
T-24	Youngstown State	2-1	51	23

* - DVC School | # - 2022 Opponent

Dropped Out: ETSU (19), Kennesaw St. (22) Others Receiving Votes: Furman, 47; North Carolina Central, 47; North Dakota, 46; Southern Illinois, 39; Kennesaw St., 36; Southeastern Louisiana, 22; Elon, 18; Southeast Missouri State, 18; ETSU, 16; New Hampshire, 15; Harvard, 12; UC Davis, 12; North Alabama, 9; Princeton, 9; Dayton, 8; Hampton, 6; Dartmouth, 5; Florida A&M, 4; **LINDENWOOD, 4**; South Carolina St., 3; Tarleton, 3; Idaho, 2; Northern Arizona, 2; Abilene Christian, 1; Davidson, 1.

AS OF 9/18/22

STATS PERFORM FCS TOP 25

RANK	SCHOOL (FIRST-PLACE VOTES)	2022 RECORD	POINTS	PREVIOUS RANK
1	North Dakota State (43)	2-1	1,334	1
T-2	Montana (6)	3-0	1,267	3
T-2	South Dakota State (5)	2-1	1,267	2
T-4	Montana State	2-1	1,108	4
T-4	UIW	3-0	1,108	6
6	Missouri State	2-1	1,091	5
7	Sacramento State	2-0	995	8
8	Delaware	3-0	963	9
9	Villanova	2-1	874	7
10	Chattanooga	3-0	831	10
11	Jackson State	3-0	818	11
12	Weber State	3-0	789	12
13	Holy Cross	3-0	742	13
14	William & Mary	3-0	610	15
15	Eastern Washington	1-1	559	14
16	Eastern Kentucky	2-1	449	19
17	Mercer	2-1	401	20
18	UT Martin*#	1-2	351	16
19	North Dakota	2-1	305	22
20	Rhode Island	2-1	232	17
21	Samford	2-1	212	24
22	Richmond	2-1	164	NR
23	Stephen F. Austin	1-2	131	21
24	Southern Illinois	1-2	123	NR
25	North Carolina Central	3-0	104	NR

* - DVC School | # - 2022 Opponent

Others Receiving Votes (schools listed on two or more ballots): Furman (2-1, 1-0 Southern) 99; Southeastern Louisiana (1-2, 0-0 Southland) 98; Kennesaw State (0-2, 0-1 ASUN-WAC) 93; Southeast Missouri (2-1, 0-0 Ohio Valley) 93; Austin Peay (3-1, 3-0 ASUN-WAC) 87; UC Davis (1-2, 0-0 Big Sky) 82; ETSU (1-2, 0-2 Southern) 46; Elon (2-1, 0-0 CAA) 28; Fordham (3-0, 0-0 Patriot) 27; Dartmouth (1-0, 0-0 Ivy) 23; New Hampshire (2-1, 2-0 CAA) 19; Northern Arizona (1-2, 0-0 Big Sky) 5; Youngstown State (2-1, 0-0 Missouri Valley) 5; South Dakota (1-2, 0-0 Missouri Valley) 2

AS OF 9/18/22

OHIO VALLEY CONFERENCE STANDINGS

SCHOOL	CONF	CONF %	CONF HOME	CONF. AWAY	CONF. STREAK	OVERALL	WIN %	HOME	AWAY	NEUTRAL	STREAK
LINDENWOOD	0-0	.000	0-0	0-0		2-0	1.000	1-0	1-0	0-0	W2
Southeast Missouri	0-0	.000	0-0	0-0		2-1	.667	1-0	1-1	0-0	W2
Tennessee Tech	0-0	.000	0-0	0-0		1-2	.333	1-1	0-1	0-0	L1
UT Martin	0-0	.000	0-0	0-0		1-2	.333	1-0	0-2	0-0	L2
Eastern Illinois	0-0	.000	0-0	0-0		0-3	.000	0-1	0-2	0-0	L3
Murray State	0-0	.000	0-0	0-0		0-3	.000	0-1	0-2	0-0	L3
Tennessee State	0-0	.000	0-0	0-0		0-3	.000	0-0	0-2	0-1	L3

AS OF 9/18/22

OVC PLAYERS OF THE WEEK

OFFENSIVE PLAYER OF THE WEEK				DEFENSIVE PLAYER OF THE WEEK				SPECIAL TEAMS PLAYER OF THE WEEK				NEWCOMER OF THE WEEK			
Week	Name	Position	School	Week	Name	Position	School	Week	Name	Position	School	Week	Name	Position	School
1	Devon Starling*	RB	TSU	1	Shaun Lewis	DB	UTM	1	Stone Galloway	K	EIU	1	Shaun Lewis	DB	UTM
1	Zak Wallace*	RB	UTM	2	TYRONE GRIFFIN*	LB	LU	2	LOGAN SEIBERT*	K	LU	2	Paxton DeLaurent	QB	SEMO
2	Paxton DeLaurent	QB	SEMO	2	John H. Ford*	LB	UTM	2	DC Pippin*	K	SEMO	3	Paxton DeLaurent	QB	SEMO
3	CADE BRISTER	QB	LU	3	Bryce Norman	LB	SEMO	3	Trey Wilhoit	P	EIU				

* - Co Player of the Week



2022 DEPTH CHART

LINDENWOOD OFFENSE

POS	NO	NAME	HT	WT	YR
QB	4	Cade Brister	6-0	222	Sr.
	2	Cole Dugger	6-1	182	So.
RB	20	Robert Giaimo	5-8	185	So.
	22	Andrew Martin	5-8	178	Jr.
WR	17	Payton Rose	6-0	193	Sr.
	19	Jeff Caldwell	6-4	190	Fr.
WR	10	Spencer Redd	5-9	184	Jr.
	13	Dom McManus	6-0	198	Jr.
WR	1	Kobe Smith	6-2	176	Sr.
	12	Jalen Bethany	5-10	170	So.
TE	18	Chase Lanckreit	6-3	241	Jr.
	89	Tyus Hanson	6-3	236	So.
LT	77	Blake Rogenhofer	6-3	295	Sr.
	68	Joe Becker	6-3	294	So.
LG	78	Gareth Warren	6-5	313	So.
	66	Anthony Enlow	6-3	316	Fr.
C	51	Connor Mazzotta	5-11	260	Sr.
	64	Alex Solak	6-1	294	So.
RG	52	Asa Baker	6-1	294	Jr.
	71	Jacob Swihart	6-2	320	So.
RT	74	Ethan Johnson	6-3	285	So.
	50	Anthony Tocchini	6-3	274	Fr.

LINDENWOOD SPECIAL TEAMS

K	43	Logan Seibert	5-10	184	So.
H	2	Cole Dugger	6-1	182	So.
P	90	Riley Ripper	5-11	206	Sr.
LS	54	Nelson Pipes	6-0	223	Fr.

LINDENWOOD DEFENSE

POS	NO	NAME	HT	WT	YR
DE	91	Kobe McClendon	6-1	247	Fr.
	16	Jordan Lawrence	6-2	244	So.
DT	8	Moses Ale	6-2	258	Jr.
	94	Darion Mullins	6-2	262	So.
DT	56	Dylan Petti	6-2	306	Sr.
	99	Tayvian Weary	5-10	296	Sr.
DE	35	Sterlin Williams	6-3	235	Jr.
	42	Luke Desherow	6-4	238	Fr.
LB	31	Matt Barnett	6-3	211	So.
	25	Tra Ranson	6-0	219	So.
LB	44	David Whitemore	6-1	225	Fr.
	5	Dominique Thornhill	5-10	226	Sr.
LB	40	Tyrone Griffin	6-3	208	So.
	36	Chase Giorgi	5-9	200	Jr.
CB	3	Darion Bolden	5-9	187	Sr.
	15	Jayden Patrick	5-11	175	Fr.
S	7	Lloyd Lockett	5-10	203	Sr.
	11	Mann McGruder	5-10	194	Jr.
S	21	Kai Ross	6-2	205	Sr.
	39	Brett Hiatt	6-1	202	So.
CB	24	Wesley Hines	6-1	196	Jr.
	26	Jayce Conklin	6-0	200	Jr.

LINDENWOOD SPECIAL TEAMS

KR	10	Spencer Redd	5-9	184	Jr.
	22	Andrew Martin	5-8	178	Jr.
PR	10	Spencer Redd	5-9	184	Jr.
	17	Payton Rose	6-0	193	Sr.

2022 STATISTICS

#	Rushing	GP	ATT	GAIN	LOSS	NET	AVG	TD	LG	AVG/G
20	Giaimo, Robert	1	20	111	3	108	5.4	0	20	108.00
22	Martin, Andrew	2	18	111	3	108	6.0	2	22	54.00
4	Brister, Cade	2	16	76	30	46	2.9	0	13	23.00
28	Williams, Justin	1	5	22	0	22	4.4	1	16	22.00
33	Rhodes, Jared	1	2	13	0	13	6.5	0	12	13.00
2	Dugger, Cole	2	1	12	0	12	12.0	0	12	6.00
29	Marshall, Donovan	2	3	12	0	12	4.0	0	6	6.00
	Team	2	3	0	17	-17	-5.7	0	0	-8.50
	Total	2	68	357	53	304	4.5	3	22	152.00
	Opponents	2	64	218	78	140	2.2	0	20	70.00

#	Passing	GP	Rating	COMP-ATT-INT	PCT	YDS	TD	LG	AVG/G
4	Brister, Cade	2	145.80	40-65-1	61.54 %	558	3	78	279.00
2	Dugger, Cole	2	90.24	3-5-0	60.00 %	18	0	9	9.00
17	Rose, Payton	2	0.00	0-1-0	0.00 %	0	0	0	0.00
	Total	2	139.84	43-71-1	60.56 %	576	3	78	288.00
	Opponents	2	116.27	54-92-0	58.70 %	552	2	59	276.00

#	Receiving	GP	NO	YDS	AVG	TD	LG	AVG/G
17	Rose, Payton	2	10	213	21.30	1	39	106.50
1	Smith, Kobe	2	11	157	14.27	2	78	78.50
10	Redd, Spencer	2	7	72	10.29	0	21	36.00
18	Lanckreit, Chase	2	7	69	9.86	0	14	34.50
19	Caldwell, Jeff	2	2	32	16.00	0	25	16.00
12	Bethany, Jalen	2	2	14	7.00	0	9	7.00
22	Martin, Andrew	2	1	8	8.00	0	8	4.00
13	McManus, Dom	2	1	5	5.00	0	5	2.50
89	Hanson, Tyus	2	1	4	4.00	0	4	2.00
20	Giaimo, Robert	1	1	2	2.00	0	2	2.00
86	Fugitt, Darrin	2	0	0	NaN	0	0	0.00
	Total	2	43	576	13.40	3	78	288.00
	Opponents	2	54	552	10.22	2	59	276.00

#	Scoring	TD	FG	KICK	RUSH	RCV	PASS	DXP	SAF	PTS
22	Martin, Andrew	3	—	—	—	—	—	—	—	18
43	Seibert, Logan	—	4	4-5	—	—	—	—	—	16
1	Smith, Kobe	2	—	—	—	—	—	—	—	12
17	Rose, Payton	1	—	—	—	—	—	—	—	6
28	Williams, Justin	1	—	—	—	—	—	—	—	6
4	Brister, Cade	—	—	—	—	—	0-2	—	—	0
	Total	7	4	4-5	—	—	0-2	—	—	58
	Opponents	2	3	2-2	—	—	—	—	—	23

#	Total Offense	G	Plays	Rush	Pass	Total	AVG/G
4	Brister, Cade	2	81	46	558	604	302.00
20	Giaimo, Robert	1	20	108	0	108	108.00
22	Martin, Andrew	2	18	108	0	108	54.00
2	Dugger, Cole	2	6	12	18	30	15.00
28	Williams, Justin	1	5	22	0	22	22.00
33	Rhodes, Jared	1	2	13	0	13	13.00
29	Marshall, Donovan	2	3	12	0	12	6.00
	Team	2	3	-17	0	-17	-8.50
	Total	2	138	304	576	880	440.00
	Opponents	2	156	140	552	692	346.00

#	Punting	NO	YDS	AVG	LG	TB	FC	I20	50+	BLK
90	Ripper, Riley	6	250	41.67	55	0	0	4	1	0
	Total	6	250	41.67	55	0	0	4	1	0
	Opponents	10	362	36.20	64	0	0	2	2	1

#	Kickoffs	NO	YDS	AVG	TB	OB
43	Seibert, Logan	13	813	62.5	6	0
	Total	13	813	62.5	6	0
	Opponents	7	447	63.9	5	0



2022 DEPTH CHART

UT MARTIN OFFENSE

POS	NO	NAME	HT	WT	YR
QB	3	Dresser Winn	6-3	215	Gr.
	10	Cornelius Brown IV	6-6	208	So.
RB	21	Zak Wallace	6-0	220	So.
	8	Jordan Castleberry	5-8	185	So.
WR	15	Colton Dowell	6-3	215	Gr.
	83	George Qualls, Jr.	6-3	190	Jr.
WR	13	EJ Smoot	6-1	180	Jr.
	6	Zoe Roberts	5-11	185	So.
WR	4	DeVonte Tanksley	5-10	160	So.
	0	Randy Fields, Jr.	6-1	195	Jr.
TE	81	DJ Nelson	6-5	230	Fr.
	88	Parker Floyd	6-5	245	Jr.
LT	79	Gavin Olson	6-4	290	Jr.
	55	AJ Marquez	6-6	285	Fr.
LG	72	Jarod Russell	6-4	315	Fr.
	70	Cade Richards	6-4	315	Fr.
C	54	Matthan Hatchie	6-2	310	Sr.
	62	Josiah Tingley	6-2	290	Fr.
RG	73	D'Marius Warren	6-4	300	Sr.
	70	Cade Richards	6-4	315	Fr.
RT	77	Lamar Morgan	6-5	305	Jr.
	65	Riley Cleary	6-5	275	Fr.

UT MARTIN SPECIAL TEAMS

K	37	Tyler Larco	5-9	155	So.
H	11	Kody Sparks	6-5	220	Fr.
P	37	Tyler Larco	5-9	155	So.
LS	40	Brock Powers	6-2	230	Sr.

UT MARTIN DEFENSE

POS	NO	NAME	HT	WT	YR
DE	10	Daylan Dotson	6-3	280	So.
	90	Keion Willis	6-3	265	Jr.
NT	99	Kenyon Davis	6-5	290	Jr.
	94	Christian Dowell	6-2	280	So.
DT	6	Jay Rogers	6-3	290	Jr.
	93	Jarid Johnson	6-2	310	Jr.
JACK	8	Giovanni Davis	6-3	250	So.
	0	TJ Neal	6-1	235	Gr.
LB	1	Rob Hicks	6-1	235	Gr.
	11	Tevin Shipp	6-2	230	So.
LB	18	John H. Ford II	6-3	230	Gr.
	24	Chris Hunter	6-1	230	So.
ROV	12	Carson Evans	6-1	185	So.
	7	Aaron Webb	6-0	175	So.
CB	14	Tyler Gore	5-10	175	Gr.
	20	JaMichael McGoy, Jr.	5-10	170	Fr.
S	30	Deven Sims	6-2	200	Gr.
	19	Jack Lucas	6-0	180	So.
S	9	Oshae Baker	5-10	195	So.
	3	Ty Woods	5-10	175	Gr.
CB	5	Shaun Lewis	6-0	180	Gr.
	22	Andre Brackett	5-11	190	Gr.

UT MARTIN SPECIAL TEAMS

KR	8	Jordan Castleberry	5-8	185	So.
	2	Sam Franklin	5-10	195	Fr.
PR	9	Oshae Baker	5-10	195	So.
	4	DeVonte Tanksley	5-10	160	So.

2022 STATISTICS

#	Rushing	GP	ATT	GAIN	LOSS	NET	AVG	TD	LG	AVG/G
21	Wallace, Zak	3	49	243	17	226	4.6	4	38	75.33
2	Franklin, Sam	3	12	89	3	86	7.2	0	32	28.67
8	Castleberry, Jordan	3	9	28	0	28	3.1	0	6	9.33
3	Winn, Dresser	3	3	16	4	12	4.0	0	11	4.00
9	Smoot, EJ	3	1	9	0	9	9.0	0	9	3.00
4	Tanksley, DeVonte	3	1	9	0	9	9.0	0	9	3.00
15	Dowell, Colton	3	1	6	0	6	6.0	0	6	2.00
10	Brown IV, Cornelious	2	3	14	11	3	1.0	0	8	1.50
34	Deaton, Jadrien	1	1	2	0	2	2.0	0	2	2.00
28	Gibbs, Isaiah	2	1	2	0	2	2.0	0	2	1.00
27	Sweet, Terayon	1	1	0	5	-5	-5.0	0	0	-5.00
	Team	3	4	0	7	-7	-1.8	0	0	-2.33
	Total	3	86	418	47	371	4.3	4	38	123.67
	Opponents	3	110	485	118	367	3.3	1	47	122.33

#	Passing	GP	Rating	COMP-ATT-INT	PCT	YDS	TD	LG	AVG/G
3	Winn, Dresser	3	147.88	64-101-1	63.37 %	765	7	48	255.00
10	Brown IV, Cornelious	2	54.97	2-7-0	28.57 %	22	0	12	11.00
	Total	3	141.86	66-108-1	61.11 %	787	7	48	262.33
	Opponents	3	179.68	58-87-2	66.67 %	786	11	64	262.00

#	Receiving	GP	NO	YDS	AVG	TD	LG	AVG/G
15	Dowell, Colton	3	22	312	14.18	3	48	104.00
4	Tanksley, DeVonte	3	14	185	13.21	0	39	61.67
9	Smoot, EJ	3	8	109	13.63	3	34	36.33
81	Nelson, DJ	3	5	54	10.80	1	18	18.00
21	Wallace, Zak	3	7	50	7.14	0	10	16.67
0	Fields, Jr., Randy	3	4	38	9.50	0	17	12.67
6	Roberts, Zoe	3	2	22	11.00	0	13	7.33
89	Lawrence, Deray	2	1	10	10.00	0	10	5.00
83	Qualls, Jr., George	3	2	5	2.50	0	5	1.67
2	Franklin, Sam	3	1	2	2.00	0	2	0.67
	Total	3	66	787	11.92	7	48	262.33
	Opponents	3	58	786	13.55	11	64	262.00

#	Scoring	TD	FG	KICK	RUSH	RCV	PASS	DXP	SAF	PTS
21	Wallace, Zak	4	—	—	—	—	—	—	—	24
15	Dowell, Colton	3	—	—	—	—	—	—	—	18
9	Smoot, EJ	3	—	—	—	—	—	—	—	18
37	Larco, Tyler	—	1	4-4	—	—	—	—	—	7
81	Nelson, DJ	1	—	—	—	—	—	—	—	6
48	Onate, Frankie	—	—	6-6	—	—	—	—	—	6
3	Winn, Dresser	—	—	—	—	—	0-1	—	—	0
3	Woods, Ty	—	—	—	—	—	—	—	—	0
	Total	11	1	10-10	—	—	0-1	—	—	79
	Opponents	12	3	9-10	0-1	—	0-1	—	—	90

#	Punt Returns	NO	YRDS	AVG	TD	LG
4	Tanksley, DeVonte	1	11	11.00	0	11
9	Baker, Oshae	1	5	5.00	0	5
	Total	2	16	8.00	0	11
	Opponents	7	78	11.14	0	20

#	Interceptions	NO	YRDS	AVG	TD	LG
5	Lewis, Shaun	2	4	2.00	0	4
	Total	2	4	2.00	0	4
	Opponents	1	0	0.00	0	0

#	Kick Returns	NO	YRDS	AVG	TD	LG
2	Franklin, Sam	6	149	24.83	0	47
6	Roberts, Zoe	1	14	14.00	0	14
	Total	7	163	23.29	0	47
	Opponents	10	275	27.50	0	47

#	Fumble Returns	NO	YRDS	AVG	TD	LG
No data to report.						



NO.	NAME	POS	HT	WT	YR	HOMETOWN/PREVIOUS SCHOOL
0	Randy Fields, Jr.	WR	6-1	195	Jr.	Newark, Del./West Virginia
0	TJ Neal	JACK	6-1	235	Gr.	Nashville, Tenn./Wofford
1	Rob Hicks	LB	6-1	235	Gr.	Miami, Fla./Louisville
2	JoJo Belgrave	DE	6-3	255	So.	Miami, Fla./Pitt
2	Sam Franklin	RB	5-10	195	Fr.	Little Rock, Ark./Central HS
3	Dresser Winn	QB	6-3	215	Gr.	Dresden, Tenn./Dresden HS
3	Ty Woods	S	5-10	175	Gr.	Birmingham, Ala./Delta State
4	DeVonte Tanksley	WR	5-10	160	So.	Belle Glade, Fla./Catawba CC
5	Shaun Lewis	CB	6-0	180	Gr.	Houston, Texas/Houston
6	Zoe Roberts	WR	5-11	185	So.	Perry, Fla./Taylor County HS
6	Jay Rogers	DT	6-3	290	Jr.	Memphis, Tenn./Northern Colorado
7	Aaron Webb	S	6-0	175	So.	St. Louis, Mo./Iowa Western CC
8	Jordan Castleberry	RB	5-8	185	So.	Cleveland, Ohio/Maryland
8	Giovanni Davis	JACK	6-3	250	So.	Miami Gardens, Fla./Dr. Krop HS
9	Oshae Baker	S	5-10	195	So.	Sanford, Fla./Seminole HS
9	EJ Smoot	WR	6-1	180	Jr.	Beggs, Okla./Northeastern Oklahoma A&M
10	Cornelius Brown IV	QB	6-6	208	So.	Birmingham, Ala./Georgia State
10	Daylan Dotson	DE	6-3	280	So.	Savannah, Ga./Jenkins HS
11	Tevin Shipp	LB	6-2	230	So.	Smyrna, Tenn./Smyrna HS
12	Carson Evans	S	6-1	185	So.	Memphis, Tenn./First Assembly Christian
12	Kody Sparks	QB	6-5	220	Fr.	Murfreesboro, Tenn./Bowling Green
13	Jermaine Cooley	JACK	6-2	240	Jr.	Dublin, Ga./Dublin HS
14	Cal Camp	QB	6-3	205	Fr.	Madison, Ga./Morgan County HS
14	Tyler Gore	CB	5-10	175	Gr.	Brooksville, SC/Georgia State
15	Colton Dowell	WR	6-3	215	Gr.	Lebanon, Tenn./Wilson Central HS
16	Jaylon Sharpe	LB	6-2	240	So.	Charlotte, NC/Charlotte
17	Ajay Smith	WR	6-4	190	Jr.	Detroit, Mich./Independence CC
18	John H. Ford II	LB	6-3	230	Gr.	Nashville, Tenn./John Overton HS
18	Josh Lundy	QB	6-3	190	Fr.	Hoover, Ala./Hoover HS
19	Jack Lucas	S	6-0	180	So.	Louisville, Ky./Louisville Male
20	JaMichael McGoy, Jr.	CB	5-10	170	Fr.	Chattanooga, Tenn./Boyd-Buchanan HS
21	Zak Wallace	RB	6-0	220	So.	Benton, Ark./Benton HS
22	Andre Brackett	CB	5-11	190	Gr.	East Windsor, Conn./Bryant
22	Kyler Pearson	WR	5-8	160	So.	Tulsa, Okla./Kansas
23	Antonio Jackson	S	6-1	185	Fr.	Bessemer, Ala./Hueytown HS
23	Ed Osley	RB	6-0	200	Fr.	Birmingham, Ala./Clay-Chalkville HS
24	Chris Hunter	LB	6-1	230	So.	Knoxville, Tenn./Army Prep
25	Isaiah Abdullah	LB	6-3	220	So.	Los Angeles, Calif./Wyoming
26	Alexander Andre	S	5-11	175	So.	Kissimmee, Fla./Bishop Moore HS
26	Tyler Pugh	S	5-10	170	Fr.	Loganville, Ga./Grayson HS
27	Terayon Sweet	RB	5-11	200	Fr.	San Bernardino, Calif./Winner Circle Athletics Prep
28	Isaiah Gibbs	RB	5-9	185	So.	Knoxville, Tenn./Farragut HS
28	Vincent Guy	CB	6-0	180	So.	Memphis, Tenn./Whitehaven HS
29	Kaleb Almo	CB	6-0	190	Fr.	Memphis, Tenn./PURE Youth Athletics Alliance
30	Deven Sims	S	6-2	200	Gr.	Smyrna, Tenn./Smyrna HS
31	De'Andre Kelly	RB	6-0	200	Fr.	South Pittsburg, Tenn./South Pittsburg HS
31	LaMarion Pierce	CB	6-0	175	Fr.	Lewisburg, Tenn./Marshall County HS
31	Orlandis Williamson	CB	5-10	170	Fr.	Milan, Tenn./Milan HS
32	Michael Campbell	LB	6-1	210	Jr.	Horn Lake, Miss./Northwest Mississippi CC
32	Bryce Dailey	TE	6-4	245	Fr.	Memphis, Tenn./Christian Brothers HS
32	Jaden Deaton	RB	6-0	200	So.	New Albany, Miss./Northeast Mississippi CC
35	CJ Johnson	CB	6-2	175	So.	San Diego, Calif./Southern Utah
35	Bradley Jones	S	6-2	200	Gr.	Nashville, Tenn./Tennessee
36	Shamari Weir	LB	6-0	220	So.	Fort Lauderdale, Fla./Coconut Creek HS
37	Tyler Larco	K/P	5-9	155	So.	Miami, Fla./Miami Palmetto
38	Wyatt Gilbert	S	5-11	180	Fr.	Fairfield, Ill./Fairfield HS
39	Khalik Ganaway	RB	5-8	175	Fr.	Trenton, Tenn./Peabody HS
40	Brock Powers	LS	6-2	230	Sr.	Cornersville, Tenn./Cornersville HS
41	AJ Robinson Jr.	S	5-10	180	Fr.	Memphis, Tenn./Whitehaven HS
42	Austin Bray	TE	6-6	230	Fr.	Venice, Fla./Venice HS
42	Kobe Okeke	LB	6-1	220	Fr.	Smyrna, Tenn./Birmingham Sports Academy
43	Levi Evans	LB	6-3	220	Fr.	Kingsport, Tenn./Dobyns-Bennett HS
44	Brett Kuczynski	LS	6-0	235	Fr.	Lombard, Ill./Louisville
45	Steven Ballard	LB	6-1	190	Fr.	Milan, Tenn./Milan HS
47	Jackson Gay	TE	6-2	235	Fr.	Panama City, Fla./Bozeman HS
48	Lewis Hudson	OL	6-2	240	Fr.	Paris, Tenn./Henry County HS
48	Frankie Onate	K/P	5-11	200	Gr.	Jacksonville, Fla./South Alabama
49	Erin Parker	TE	6-3	250	Fr.	Memphis, Tenn./Memphis Central HS
54	Matthan Hatchie	OL	6-2	310	Sr.	Haleiwa, Hawaii/Garden City CC
55	AJ Marquez	OL	6-6	285	Fr.	Port Charlotte, Fla./Port Charlotte HS
60	Greg Gyenis	OL	6-3	305	Fr.	Tampa, Fla./Jesuit HS
61	Eli Patrick	OL	6-0	225	Fr.	Covington, Tenn./Covington HS
62	Josiah Tingley	OL	6-2	290	Fr.	Cordova, Tenn./Evangelical Christian HS

NO.	NAME	POS	HT	WT	YR	HOMETOWN/PREVIOUS SCHOOL
63	Branson Conner	OL	6-7	310	Fr.	Memphis, Tenn./Whitehaven HS
64	Zion Rucker	OL	6-4	300	Fr.	Smyrna, Tenn./Smyrna HS
65	Riley Cleary	OL	6-5	275	Fr.	Venice, Fla./Venice HS
66	Drake Carroll	OL	6-2	302	Jr.	Alexandria, La./East Central CC
67	Logan Swartz	OL	6-7	300	So.	Rock Island, Ill./Iowa Western CC
68	Garrett Smith	OL	6-3	290	Fr.	Portland, Tenn./Portland HS
70	Cade Richards	OL	6-5	265	Fr.	Clearwater, Fla./Clearwater Central Catholic
71	Logan Crouch	OL	6-6	315	Fr.	Tullahoma, Tenn./Tullahoma HS
72	Jarod Russell	OL	6-4	315	Fr.	Murfreesboro, Tenn./Riverdale HS
73	D'Marius Warren	OL	6-4	300	Sr.	Kennett, Mo./Northwestern Oklahoma State
74	Mitchell Appleton	OL	6-5	300	So.	De Soto, Mo./De Soto HS
75	Nick Edwards	OL	6-5	325	Fr.	Clarksville, Tenn./Tennessee
76	Marcus James	OL	6-5	305	Fr.	Memphis, Tenn./Germantown HS
77	Lamar Morgan	OL	6-5	305	Jr.	Detroit, Mich./East Central CC
78	Jason Eaton	OL	6-8	315	Fr.	Clarksville, Tenn./Eastern Michigan
79	Gavin Olson	OL	6-4	290	Jr.	Memphis, Tenn./Memphis Harding Academy
80	Malik Baker	WR	5-11	190	Fr.	Baltimore, Md./St. Frances Academy
81	DJ Nelson	TE	6-5	230	Fr.	York, Ala./Selma HS
83	George Qualls, Jr.	WR	6-3	190	Jr.	Caruthersville, Mo./Akron
84	Airius Trice	WR	6-1	160	Fr.	Shelbyville, Tenn./Bethel
85	Jaden Gibbs	WR	6-4	185	So.	Knoxville, Tenn./Farragut HS
88	Parker Floyd	TE	6-5	245	Jr.	Gatesville, Texas/Incarnate Word
89	Deray Lawrence	WR	5-7	130	Jr.	Germantown, Tenn./Germantown HS
90	Keion Willis	DE	6-3	265	Jr.	St. Louis, Mo./Missouri
91	Tyson Strickland	NT	6-2	270	Fr.	Cordova, Tenn./Tennessee Valley Prep
93	Jarid Johnson	DT	6-2	310	Jr.	Pascagoula, Miss./Pearl River CC
94	Christian Dowell	NT	6-2	280	So.	Memphis, Tenn./Christian Brothers HS
95	Jackson Abel	P	5-8	210	Fr.	Martin, Tenn./Westview HS
95	Elijah Young	JACK	6-0	225	Fr.	Gleason, Tenn./Gleason HS
96	Charles Perkins	DE	6-3	280	Fr.	Memphis, Tenn./Memphis Academy HS
97	Toby Camp	DT	6-3	250	Fr.	Attalla, Ala./Etowah HS
98	Myles Saulsberry	NT	6-2	285	Fr.	Memphis, Tenn./Lausanne Collegiate HS
98	Ryan Young	K	6-1	150	Fr.	Nashville, Tenn./Lipscomb Academy
99	Kenyonte Davis	NT	6-5	290	Jr.	Columbia, Tenn./Columbia Central HS
	Grayson Campbell	P	5-11	170	Fr.	Lebanon, Tenn./Lebanon HS
	Jeremiah Edwards	WR	5-10	160	Jr.	Nashville, Tenn./Chattanooga
	Samuel Hannis	TE	6-2	200	Fr.	Henderson, Tenn./Chester County HS
	Robert Lilley-Sneed	WR	5-9	170	Jr.	Nashville, Tenn./Orange Coast College
	Alex Moore	RB	5-10	175	Fr.	Scotts Hill, Tenn./Cumberland
	Barrett Powers	LS	6-3	250	Fr.	Cornersville, Tenn./Cornersville HS
	Cam Robertson	S	6-1	190	Fr.	Memphis, Tenn./Whitehaven HS
	Jarel Savage	NT	6-3	225	Fr.	Memphis, Tenn./Cordova HS
	Jordan Shepherd	TE	6-4	230	Fr.	Trenton, Tenn./Trenton Peabody HS
	On'terrius Smith	QB	6-3	200	So.	Nashville, Tenn./Stratford HS
	David Stewart	JACK	6-1	200	Fr.	Germantown, Tenn./Germantown HS

COACHING STAFF

Jason Simpson	Head Coach
Chris Polizzi	Assistant Head Coach / Defensive Coordinator / Secondary
Kevin Bannon	Offensive Coordinator / Offensive Line
Matt Jones	Run Game Coordinator / Offensive Line and Tight Ends
Brandon Butcher	Run Game Coordinator / Linebackers
Travis Partridge	Pass Game Coordinator / Quarterbacks
Justin Robinson	Defensive Line
Dallas Dickey	Wide Receivers
Antonio Clifton	Cornerbacks
Aidan Panni	Special Teams Assistant
Anthony Gore, Jr.	Jacks / Special Teams Assistant
Keon Howard	Offensive Graduate Assistant / Running Backs
TJ Minnifree	Defensive / Special Teams Graduate Assistant / Linebackers
Chris Bell	Director of Football Operations & Recruiting
Tyson Gale	Head Strength and Conditioning Coach
Tony Lester	Assistant Strength and Conditioning Coach
Fabian Hillman	Assistant Strength and Conditioning Coach
Houston Downey	Equipment Manager
McKinney Baker	Video Coordinator
Lenon James	Defensive Student Assistant / Asst. Recruiting Coordinator
Deven Patrick	Offensive Student Assistant
Evan Johnson	Offensive Student Assistant



HOUSTON BAPTIST UNIVERSITY

HUSKIES

Head Coach | Vic Shealy
Career: 43-80-1 | School: 16-66

SEPTEMBER 10, 2022 | 6:00 PM

HUSKY STADIUM
HOUSTON, TEXASW
21-20

KEISER UNIVERSITY

SEAHAWKS

Head Coach | Doug Socha
Career: 33-9 | School: 33-9

SEPTEMBER 17, 2022 | 6:00 PM

HARLEN C. HUNTER STADIUM
ST. CHARLES, MO.W
37-3

UNIVERSITY OF TENNESSEE AT MARTIN

SKYHAWKS

Head Coach | Jason Simpson
Career: 100-80 | School: 100-80

SEPTEMBER 24, 2022 | 6:00 PM

HARDY M. GRAHAM STADIUM
MARTIN, TENN.

SOUTHEAST MISSOURI STATE UNIVERSITY

REDHAWKS

Head Coach | Tom Matukewicz
Career: 42-49 | School: 41-49

OCTOBER 1, 2022 | 1:00 PM

HARLEN C. HUNTER STADIUM
ST. CHARLES, MO.

UNIVERSITY OF CENTRAL ARKANSAS

BEARS

Head Coach | Nathan Brown
Career: 25-19 | School: 25-19

OCTOBER 8, 2022 | 4:00 PM

ESTES STADIUM
CONWAY, ARK.

EASTERN ILLINOIS UNIVERSITY

PANTHERS

Head Coach | Chris Wilkerson
Career: 51-27 | School: 0-0

OCTOBER 15, 2022 | 2:00 PM

O'BRIEN FIELD
CHARLESTON, ILL.

MURRAY STATE UNIVERSITY

RACERS

Head Coach | Dean Hood
Career: 66-45 | School: 11-7

OCTOBER 22, 2022 | 1:00 PM

HARLEN C. HUNTER STADIUM
ST. CHARLES, MO.

WILLIAM JEWELL COLLEGE

CARDINALS

Head Coach | Mike McGlinchey
Career: 0-14 | School: 0-14

OCTOBER 29, 2022 | 1:00 PM


HARLEN C. HUNTER STADIUM
ST. CHARLES, MO.

TENNESSEE TECHNOLOGICAL UNIVERSITY

GOLDEN EAGLES

Head Coach | Dewayne Alexander
Career: 53-62 | School: 12-29

NOVEMBER 5, 2022 | 1:30 PM

TUCKER STADIUM
COOKEVILLE, TENN.

MCKENDREE UNIVERSITY

BEARCATS

Head Coach | Mike Babcock
Career: 48-40 | School: 48-40

NOVEMBER 12, 2022 | 1:00 PM

HARLEN C. HUNTER STADIUM
ST. CHARLES, MO.

ALL GAME TIMES ARE CST | All records are entering 2022 season



INDIVIDUAL STATISTICS

RUSHING	GP	Att	Gain	Loss	Net	Avg	TD	Long	Avg/G
Martin, Andrew	2	18	111	3	108	6.0	2	22	54.0
Gaiamo, Robert	1	20	111	3	108	5.4	0	20	108.0
Brister, Cade	2	16	76	30	46	2.9	0	13	23.0
Williams, Justin	1	5	22	0	22	4.4	1	16	22.0
Rhodes, Jared	1	2	13	0	13	6.5	0	12	13.0
Dugger, Cole	2	1	12	0	12	12.0	0	12	6.0
Marshall, Donova	2	3	12	0	12	4.0	0	6	6.0
TEAM	2	3	0	17	-17	-5.7	0	0	-8.5
Total.....	2	68	357	53	304	4.5	3	22	152.0
Opponents.....	2	64	218	78	140	2.2	0	20	70.0

PUNT RETURNS	No.	Yards	Avg	TD	Long
Redd, Spencer	0	35	0.0	0	19
Bethany, Jalen	0	23	0.0	0	23
Martin, Andrew	0	0	0.0	1	0
Total.....	0	58	0.0	1	23
Opponents.....	0	5	0.0	0	4

KICK RETURNS	No.	Yards	Avg	TD	Long
Smith, Kobe	1	23	23.0	0	23
Redd, Spencer	1	24	24.0	0	24
Total.....	2	47	23.5	0	24
Opponents.....	5	134	26.8	0	54

PASSING	GP	Effic	Cmp-Att-Int	Pct	Yards	TD	Long	Avg/G
Brister, Cade	2	145.8	40-65-1	61.5	558	3	78	279.0
Dugger, Cole	2	90.2	3-5-0	60.0	18	0	9	9.0
Rose, Payton	2	0.0	0-1-0	0.0	0	0	0	0.0
Total.....	2	139.8	43-71-1	60.6	576	3	78	288.0
Opponents.....	2	116.3	54-92-0	58.7	552	2	59	276.0

RECEIVING	GP	No.	Yards	Avg	TD	Long	Avg/G
Smith, Kobe	2	11	157	14.3	2	78	78.5
Rose, Payton	2	10	213	21.3	1	39	106.5
Redd, Spencer	2	7	72	10.3	0	21	36.0
Lanckriet, Chase	2	7	69	9.9	0	14	34.5
Caldwell, Jeff	2	2	32	16.0	0	25	16.0
Bethany, Jalen	2	2	14	7.0	0	9	7.0
Martin, Andrew	2	1	8	8.0	0	8	4.0
McManus, Dom	2	1	5	5.0	0	5	2.5
Hanson, Tyus	2	1	4	4.0	0	4	2.0
Gaiamo, Robert	1	1	2	2.0	0	2	2.0
Total.....	2	43	576	13.4	3	78	288.0
Opponents.....	2	54	552	10.2	2	59	276.0

INTERCEPTIONS	No.	Yards	Avg	TD	Long
Total.....	0	0	0.0	0	0
Opponents.....	1	0	0.0	0	0

FUMBLE RETURNS	No.	Yards	Avg	TD	Long
Total.....	0	0	0.0	0	0
Opponents.....	0	0	0.0	0	0

SCORING STATISTICS

SCORING	TD	FGs	XP	XPRush	XPRcv	XPPass	DXP	Saf	Points
Martin, Andrew	3	0	0-0	0-0	0-0	0-0	0	0	18
Seibert, Logan	0	4	4-5	0-0	0-0	0-0	0	0	16
Kobe Smith	2	0	0-0	0-0	0-0	0-0	0	0	12
Payton Rose	1	0	0-0	0-0	0-0	0-0	0	0	6
Justin Williams	1	0	0-0	0-0	0-0	0-0	0	0	6
Cade Brister	0	0	0-0	0-0	0-0	0-2	0	0	0
Total.....	7	4	4-5	0-0	0-0	0-2	0	0	58
Opponents.....	2	3	2-2	0-0	0-0	0-0	0	0	23

FIELD GOALS	Made-Att	Pct	01-19	20-29	30-39	40-49	50-59	Long	Blkd
Seibert, Logan	4-5	80.0	0-0	0-0	1-1	3-4	0-0	44	0

FG SEQUENCE	Lindenwood	Opponents
Houston Baptist	(41),(44),(44)	(36),(41),45
Keiser	(32),44	(32)

Numbers in (parentheses) indicate field goal was made.



ALL-PURPOSE AND TOTAL OFFENSE

ALL PURPOSE	GP	Rush	Rcv	PR	KR	IR	Total	Avg/G
Rose, Payton	2	0	213	0	0	0	213	106.5
Smith, Kobe	2	0	157	0	23	0	180	90.0
Redd, Spencer	2	0	72	35	24	0	131	65.5
Martin, Andrew	2	108	8	0	0	0	116	58.0
Gaiamo, Robert	1	108	2	0	0	0	110	110.0
Lanckriet, Chase	2	0	69	0	0	0	69	34.5
Brister, Cade	2	46	0	0	0	0	46	23.0
Bethany, Jalen	2	0	14	23	0	0	37	18.5
Caldwell, Jeff	2	0	32	0	0	0	32	16.0
Williams, Justin	1	22	0	0	0	0	22	22.0
Rhodes, Jared	1	13	0	0	0	0	13	13.0
Dugger, Cole	2	12	0	0	0	0	12	6.0
Marshall, Donovan	2	12	0	0	0	0	12	6.0
McManus, Dom	2	0	5	0	0	0	5	2.5
Hanson, Tyus	2	0	4	0	0	0	4	2.0
TEAM	2	-17	0	0	0	0	-17	-8.5
Total.....	2	304	576	58	47	0	985	492.5
Opponents.....	2	140	552	5	134	0	831	415.5

TOTAL OFFENSE	GP	Plays	Rush	Pass	Total	Avg/G
Brister, Cade	2	81	46	558	604	302.0
Martin, Andrew	2	18	108	0	108	54.0
Gaiamo, Robert	1	20	108	0	108	108.0
Dugger, Cole	2	6	12	18	30	15.0
Williams, Justin	1	5	22	0	22	22.0
Rhodes, Jared	1	2	13	0	13	13.0
Marshall, Donovan	2	3	12	0	12	6.0
TEAM	2	3	-17	0	-17	-8.5
Total.....	2	139	304	576	880	440.0
Opponents.....	2	156	140	552	692	346.0

PUNTING	No.	Yards	Avg	Long	TB	FC	I20	50+	Blkd
Ripper, Riley	6	250	41.7	55	0	0	4	1	0
Total.....	6	250	41.7	55	0	0	4	1	0
Opponents.....	10	362	36.2	64	0	0	2	2	0

KICKOFFS	No.	Yards	Avg	TB	OB	Retn	Net	YdLn
Seibert, Logan	13	813	62.5	6	0	26.8	40.7	24
Total.....	13	813	62.5	6	0	26.8	40.7	24
Opponents.....	7	447	63.9	5	0	23.5	39.3	25

RED ZONE NUMBERS

Lindenwood Inside Opponent Red-Zone

Date	Opponent	W-L	Score	Times in RZ	Total Scores	Points Scored	TD's	Rushing TD's	Passing TD's	FG'S
Sep 10	at Houston Baptist	W	21-20	1	1	6	1	1	0	0
Sep 17	Keiser	W	37-3	4	4	23	3	2	1	1
TOTALS				5	5	29	4	3	1	1
				5 of 5 (100.0%)						

Opponents Inside Lindenwood Red-Zone

Date	Opponent	W-L	Score	Times in RZ	Total Scores	Points Scored	TD's	Rushing TD's	Passing TD's	FG'S
Sep 10	at Houston Baptist	W	21-20	3	2	10	1	0	1	1
Sep 17	Keiser	W	37-3	2	1	3	0	0	0	1
TOTALS				5	3	13	1	0	1	2
				3 of 5 (60.0%)						



DEFENSIVE STATISTICS

DEFENSIVE LEADERS	GP	Solo	Ast	Total	TFL	Yards	Sacks	Yards	INT	Yards	BU	PD	Qbh	FR	Yards	FF	Blocks	Saf
40 Griffin, Tyrone	2	6	14	20	2.0	13	1.0	9		.	2	2
21 Ross, Kai	2	6	4	10	.		.			.	1	1
56 Petti, Dylan	2	3	6	9	1
44 Whittemore, David	2	4	5	9	0.5	5	1
3 Bolden, Darion	2	5	4	9	.		.			.	4	4
7 Lockett, Lloyd	2	5	4	9	1.0	1	1	.	.
35 Williams, Sterlin	2	2	6	8	2.5	17	2.5	17		.	.	.	3	1	.	1	.	.
24 Hines, Wesley	2	4	4	8	.		.			.	1	1
25 Ranson, Tra	2	4	4	8	1.5	8
36 Giorgi, Chase	2	4	3	7	0.5	1
91 McClendon, Kobe	2	1	6	7	1.0	13	1.0	13		.	1	1
34 Wingate, Donnie	2	2	4	6	1.0	10	1.0	10		1	.	.
5 Thornhill, Dominique	2	1	4	5
94 Mullins, Darion	2	3	1	4	1	.	.
49 Hetzel, Jackson	2	2	2	4	1.0	1
15 Patrick, Jayden	2	4	.	4	1.0	4	1
8 Ale, Moses	2	2	2	4	.		.			.	1	1
14 Muniz, Sammy	2	3	1	4
31 Barnett, Matt	1	2	2	4
99 Weary, Tayvian	2	2	1	3	2.0	12	1.0	9	
16 Lawrence, Jordan	1	2	1	3
26 Conklin, Jayce	2	2	1	3	.		.			.	1	1
96 Aletor, Justin	1	.	2	2	0.5	2	1	
23 Edwards, Devon	2	2	.	2
11 McGruder, Mann	2	1	1	2	.		.			.	1	1
42 Desherow, Luke	2	.	2	2	.		.			.	1	1	1	
46 Caldwell, Frank	2	1	1	2	1	
12 Bethany, Jalen	2	.	1	1	1	.
22 Martin, Andrew	2	1	.	1
43 Seibert, Logan	2	1	.	1
TM TEAM	2	1	.	1
Total.....	2	76	86	162	15.0	87	7	- 58		.	13	13	6	4	.	4	1	.
Opponents.....	2	56	74	130	10.0	37	5	- 30	1	- 0	8	9	7



INDIVIDUAL GAME HIGHS

Rushes	20	Gaiimo,Robert at Houston Baptist (Sep 10, 2022)
Yards Rushing	108	Gaiimo,Robert at Houston Baptist (Sep 10, 2022)
TD Rushes	1	Martin,Andrew at Houston Baptist (Sep 10, 2022)
		Martin,Andrew vs Keiser (Sep 17, 2022)
		Williams,Justin vs Keiser (Sep 17, 2022)
Long Rush	22	Martin,Andrew vs Keiser (Sep 17, 2022)
Pass attempts	33	Brister,Cade at Houston Baptist (Sep 10, 2022)
Pass completions	21	Brister,Cade at Houston Baptist (Sep 10, 2022)
Yards Passing	377	Brister,Cade vs Keiser (Sep 17, 2022)
TD Passes	3	Brister,Cade vs Keiser (Sep 17, 2022)
Long Pass	78	Brister,Cade vs Keiser (Sep 17, 2022)
Receptions	7	Rose,Payton vs Keiser (Sep 17, 2022)
Yards Receiving	180	Rose,Payton vs Keiser (Sep 17, 2022)
TD Receptions	2	Smith,Kobe vs Keiser (Sep 17, 2022)
Long Reception	78	Smith,Kobe vs Keiser (Sep 17, 2022)
Field Goals	3	Seibert,Logan at Houston Baptist (Sep 10, 2022)
Punts	3	Ripper,Riley at Houston Baptist (Sep 10, 2022)
		Ripper,Riley vs Keiser (Sep 17, 2022)
Punting Avg	44.3	Ripper,Riley vs Keiser (Sep 17, 2022)
Long Punt	55	Ripper,Riley vs Keiser (Sep 17, 2022)
Punts inside 20	3	Ripper,Riley vs Keiser (Sep 17, 2022)
Long Punt Return	23	Bethany,Jalen at Houston Baptist (Sep 10, 2022)
Long Kickoff Return	24	Redd,Spencer at Houston Baptist (Sep 10, 2022)
Tackles	11	Griffin,Tyrone vs Keiser (Sep 17, 2022)

TEAM GAME HIGHS

Rushes	42	at Houston Baptist (Sep 10, 2022)
Yards Rushing	178	at Houston Baptist (Sep 10, 2022)
Yards Per Rush	4.8	vs Keiser (Sep 17, 2022)
TD Rushes	2	vs Keiser (Sep 17, 2022)
Pass attempts	37	vs Keiser (Sep 17, 2022)
Pass completions	22	vs Keiser (Sep 17, 2022)
Yards Passing	395	vs Keiser (Sep 17, 2022)
Yards Per Pass	10.7	vs Keiser (Sep 17, 2022)
TD Passes	3	vs Keiser (Sep 17, 2022)
Total Plays	76	at Houston Baptist (Sep 10, 2022)
Total Offense	521	vs Keiser (Sep 17, 2022)
Yards Per Play	8.3	vs Keiser (Sep 17, 2022)
Points	37	vs Keiser (Sep 17, 2022)
Sacks By	4	at Houston Baptist (Sep 10, 2022)
First Downs	25	at Houston Baptist (Sep 10, 2022)
Penalties	7	at Houston Baptist (Sep 10, 2022)
Penalty Yards	77	at Houston Baptist (Sep 10, 2022)
Turnovers	1	at Houston Baptist (Sep 10, 2022)
		vs Keiser (Sep 17, 2022)
Punts	3	at Houston Baptist (Sep 10, 2022)
		vs Keiser (Sep 17, 2022)
Punting Avg	44.3	vs Keiser (Sep 17, 2022)
Long Punt	55	vs Keiser (Sep 17, 2022)
Punts inside 20	3	vs Keiser (Sep 17, 2022)
Long Punt Return	23	at Houston Baptist (Sep 10, 2022)

LINDENWOOD FOOTBALL RECORD BOOK



EST. 1990



TEAM RECORDS - SINGLE GAME

TOTAL OFFENSE

Most Plays:
98 vs. Culver-Stockton (2000)

Most Yards Gained:
735 vs. Evangel (2010)

RUSHING

Most Rushes:
63 vs. Culver-Stockton (1997)

Most Yards Gained:
417 vs. Northeastern State (2017)

Most Rushing Touchdowns:
8 vs. Culver-Stockton (2010)
8 vs. Kentucky Wesleyan (2021)

PASSING

Most Attempts:
62 vs. Culver-Stockton (2000)

Most Completions:
38 vs. UIndy (2019)

Most Yards Gained:
552 vs. Evangel (2010)

Most Touchdown Passes:
6 vs. Baker (2010)
6 vs. Nebraska-Kearney (2012)
6 vs. William Jewell (2021)

SCORING

Most Points:
90 vs. Culver-Stockton (2010)

Most Points, Both Teams:
113 vs. Lambuth (2008)

Most Points, First Quarter
28 vs. Northwestern (2001)
28 vs. Graceland (2010)
28 vs. Culver-Stockton (2011)

Most Points, Second Quarter
36 vs. Central Methodist (2010)

Most Points, Third Quarter
37 vs. Ottawa (2009)

Most Points, Fourth Quarter
26 vs. Graceland (2011)

Most Points, First Half
49 vs. Evangel (2010)
49 vs. Central Methodist (2010)
49 vs. Graceland (2010)
49 vs. Culver-Stockton (2011)

Most Points, Second Half
44 vs. Ottawa (2009)

Most Touchdowns Scored:
13 vs. Culver-Stockton (2010)

Most PAT Made by Kicking:
12 vs. Culver-Stockton (2010)

Most Two-Point Conversions:
2 vs. Benedictine (2008)

Most Field Goals Made:
4 vs. Avila (2007)

ALL-PURPOSE

Most Yards (since 2004):
1046 vs. Culver-Stockton (2010)

TOTAL DEFENSE

Fewest Total Offense Yards Allowed:
77 vs. Central Methodist (2004)

Fewest Rushing Yards Allowed:
-7 vs. Peru State (1992)
-7 vs. Graceland (2011)

Fewest Passing Yards Allowed:
29 vs. Missouri Valley (1991)

Most Sacks Recorded by:
7 vs. Evangel (2004)
7 vs. Taylor (1995)
7 vs. Emporia State (2016)

INTERCEPTIONS

Most Passes Intercepted by:
6 vs. St. Xavier (1993)

Most Yards on Interception Returns:
130 vs. Central Oklahoma (2016)

Most Touchdowns on Interception Returns:
2 vs. Avila (2004)
2 vs. Nebraska-Kearney (2016)

Most Fumble Recoveries:
7 vs. Trinity International (1991)

Most Turnovers:
9 vs. Trinity International (1991)



Hakim Thomas - 2009 National Championship Game



Matt Angell & Rudy Fleming - 2009 vs Ottawa



INDIVIDUAL RECORDS - SINGLE GAME

TOTAL OFFENSE

Most Plays:

74, Cade Brister vs. Central Missouri (2018)
74, Cade Brister vs. Missouri Western (2018)
70, Cade Brister vs. UIndy (2019)
68, Cade Brister vs. Central Oklahoma (2018)
67, Cade Brister vs. Midwestern State (2019)
64, Cade Brister vs. Northwest Missouri (2019)
 62, Najee Jackson vs. Emporia State (2017)
62, Cade Brister vs. Eastern Washington (2019)
61, Cade Brister vs. Northwest Missouri (2018)
61, Cade Brister vs. Angelo State (2021)

Most Yards Gained:

554, Cade Brister vs. UIndy (2019)
 474, Ben Gomez vs. Nebraska-Kearney (2012)
 458, Philip Staback vs. Baker (2010)
 433, Ben Kisner vs. Morningside (2008)
 418, Philip Staback vs. Missouri Valley (2010)
415, Cade Brister vs. Central Missouri (2018)
 406, Ben Gomez vs. Evangel (2008)
401, Cade Brister vs. McKendree (2019)
400, Cade Brister vs. Keiser (2022)
 398, Najee Jackson vs. Emporia State (2017)

RUSHING

Most Rushes:

43, DeDe Dorsey vs. Graceland (2005)
 40, Marceo Haywood vs. Evangel (1999)
 36, Derron Parquet vs. MidAmerica Nazarene (2004)
 35, Adam Saperstein vs. Cumberland (1990)
 35, Adam Saperstein vs. Hardin-Simmons (1991)
 32, Ron Huskey vs. Missouri Valley (2000)
 32, DeDe Dorsey vs. Northwestern (2004)
 31, Sherwin Ellis vs. Northwestern (2003)
 31, Derron Parquet vs. Central Methodist (2004)
 31, Derron Parquet vs. Missouri Valley (2004)
 31, DeDe Dorsey vs. Hastings (2004)
 31, DeDe Dorsey vs. Evangel (2005)

Most Yards Gained

271, DeDe Dorsey vs. Graceland (2005)
 246, DeDe Dorsey vs. Evangel (2005)
 235, Marceo Haywood vs. Butler (1999)
 235, Adam Saperstein vs. Cumberland (1990)
 231, Nash Sutherlin vs. Southwest Baptist (2019)
 228, Denodus O'Bryant vs. Washburn (2012)
 220, Adam Saperstein vs. St. Ambrose (1991)
 215, DeDe Dorsey vs. Culver-Stockton (2004)
 214, Adam Saperstein vs. Hardin-Simmons (1991)
 198, DeDe Dorsey vs. Northwestern (2004)

Most Touchdowns Scored by Rushing:

6, DeDe Dorsey vs. Graceland (2005)
 5, Adam Saperstein vs. Hardin-Simmons (1991)
5, Cade Brister vs. Kentucky Wesleyan (2021)
 4, Connor Harris vs. Northeastern State (2014)
 3, numerous times

Longest Rush:

88, Denodus O'Bryant vs. Washburn (2012)
 87, Nash Sutherlin vs. Pittsburg State (2018)
 84, Denodus O'Bryant vs. Central Missouri (2011)
 84, Richard Murrell vs. Georgetown (2007)
 82, Denodus O'Bryant vs. Evangel (2009)
 81, Sherwin Ellis vs. Evangel (2003)
 81, Hakeem Abdullah vs. Georgetown (2007)
 80, Donnie Dillard vs. Trinity International (1995)
 80, Wallace Santee vs. Central Methodist (1997)
 80, Denodus O'Bryant vs. Pittsburg State (2012)
 79, DeDe Dorsey vs. Central Methodist (2005)
 79, Denodus O'Bryant vs. Truman State (2012)

PASSING

Most Attempts:


59, Cade Brister vs. UIndy (2019)
 58, Mike Hofbauer vs. Baker (2000)
 57, Graham Lindman vs. Northwest Missouri (2014)
 55, Dillon Miller vs. Fort Hays (2014)
 54, Graham Lindman vs. Central Oklahoma (2014)
53, Cade Brister vs. Central Missouri (2018)
53, Cade Brister vs. Missouri Western (2018)
53, Cade Brister vs. Northwest Missouri (2019)
 52, Dillon Miller vs. Lincoln (2013)
 52, Dillon Miller vs. Central Missouri (2013)



Billy Clark
2007-10



Ben Kisner
2005-08



Hakeem Abdullah
2006-07



Jeff Hynes
2006-09

Most Completions:

38, Cade Brister vs. UIndy (2019)
37, Cade Brister vs. Truman State (2019)
 34, Dillon Miller vs. Lincoln (2013)
 32, Ben Kisner vs. Morningside (2008)
 31, Dillon Miller vs. Fort Hays (2014)
 30, Max Brown vs. Benedictine (1997)
 30, Mike Hofbauer vs. Baker (2000)
31, Cade Brister vs. Missouri Western (2018)
 30, Najee Jackson vs. Emporia State (2017)
 29, Dillon Miller vs. Central Missouri (2013)
 29, Najee Jackson vs. Fort Hays (2017)
29, Cade Brister vs. Central Missouri (2018)

Most Yards Gained:

541, Cade Brister vs. UIndy (2019)
 480, Ben Gomez vs. Nebraska-Kearney (2012)
 445, Ben Kisner vs. Morningside (2008)
 439, Mike Hofbauer vs. Baker (2000)
 436, Philip Staback vs. Baker (2010)
 407, Ben Gomez vs. Lincoln (2012)
 406, Ben Kisner vs. Evangel (2008)
 404, Philip Staback vs. Missouri Valley (2010)
401, Cade Brister vs. McKendree (2019)
 393, Max Brown vs. Benedictine (1996)

Most Touchdown Passes:

6, Philip Staback vs. Baker (2010)
 6, Ben Gomez vs. Nebraska-Kearney (2012)
 5, Max Brown vs. Graceland (1996)
 5, Ben Kisner vs. Lambuth (2008)
 5, Philip Staback vs. Central Methodist (2010)
 5, Philip Staback vs. Avila (2010)
 5, Ben Gomez vs. Lincoln (2012)
5, Cade Brister vs. Emporia State (2018)
5, Cade Brister vs. Quincy (2019)
5, Cole Dugger vs. William Jewell (2021)



Alex Robinson - 2011 vs. Central Missouri



Philip Staback - 2009 National Championship Game



Marcel Thompson - 2009 vs. Ottawa



Malach Radigan - 2012 vs. Lincoln

Longest Pass:

- 88, Cory Nessler to Mark Henrie vs. Peru State (1994)
- 87, Dillon Miller to Denodus O'Bryant vs. Pittsburg State (2012)
- 85, Emilia Salazar to George Mumphard (2004)
- 85, Mason Bendigo to DeSean Warren vs. Pittsburg St.(2016)
- 83, Dillon Miller to Andrew Helmick vs. Winona State (2012)
- 83, Dillon Miller to Alex Robinson vs. Central Missouri (2013)
- 82, John Uribe to Andrew Helmick vs. Azusa Pacific (2011)
- 80, Bryce MacDonald to Jim Paddock vs. Okla. Panhandle (1992)
- 80, Dillon Miller to Denodus O'Bryant vs. Pittsburg State (2012)
- 80, Allen Thigpen to DeSean Warren vs. Fort Hays St.(2016)

RECEIVING

Most Passes Caught:

- 16, Jaron Alexander vs. Central Missouri (2013)
- 15, Mike Wyrick vs. Culver-Stockton (2000)
- 14, Deantrell Prince vs. Washburn (2016)
- 12, Dominic Peterson vs. Culver-Stockton (2007)
- 11, Mario Patton vs. St. Xavier (1995)
- 11, Jamere Holland vs. Missouri Valley (2010)
- 11, Jaron Alexander vs. Central Missouri (2014)
- 11, Erik Henneman vs. Truman State (2019)
- 10, numerous times

Most Yards Gained:

- 218, Andrew Helmick vs. Missouri Southern (2012)
- 213, Andrew Helmick vs. Truman State (2012)
- 201, Andrew Helmick vs. Winona State (2012)
- 200, Andrew Helmick vs. Nebraska-Kearney (2012)
- 184, George Mumphard vs. MidAmerica Nazarene (2005)
- 180, Payton Rose vs. Keiser (2022)**
- 177, Payton Rose vs. Quincy (2019)**
- 176, Carlton Rivers vs. Benedictine (1996)
- 175, Deantrell Prince vs. Fort Hays (2017)
- 174, Mike Wyrick vs. Culver-Stockton (2000)
- 174, Matt Bramow vs. Evangel (2010)

Most Touchdown Passes Caught:


- 4, Erik Henneman vs. Missouri Southern (2018)
- 3, Mario Patton vs. Graceland (1996)
- 3, Mark Henrie vs. Olivet Nazarene (1994)
- 3, Andrew Helmick vs. Texas A&M-Kingsville (2011)
- 3, Andrew Helmick vs. Kansas Wesleyan (2011)
- 3, Andrew Helmick vs. Missouri Southern (2012)
- 3, Erik Henneman vs. Truman State (2019)
- 3, Payton Rose vs. Quincy (2019)**
- 3, Payton Rose vs. William Jewell (2021)**
- 2, numerous times




Erik Henneman
2017-19



Rudy Fleming
2008-09



Matt Bramow
2008-10



Dillon Miller
2012-14

**PUNTING***Longest Punt:*

- 81, Zac Atterberry vs. William Jewell (2004)
 76, Reggie Kratzer vs. Central Methodist (1999)
 75, Zac Atterberry vs. Graceland (2006)
 72, Zac Atterberry vs. MidAmerica Nazarene (2007)
 71, Zac Atterberry vs. Culver-Stockton (2004)

INTERCEPTIONS*Most Interceptions:*

- 3, Bakari Triggs vs. Central Oklahoma (2016)
3, Kai Ross vs. Quincy (2021)
 2, numerous times

Most Yards on Interception Returns:

- 125, Derek Coxson vs. Evangel (2006)
 123, Bakari Triggs vs. Central Oklahoma (2016)
 100, Larry Gladney vs. Culver-Stockton (2006)
 99, Tyler Kasper vs. Georgetown (2007)
 96, Jared Shoemaker vs. Central Methodist (2005)
 96, Justin Broome vs. Saint Joseph's (2011)
 85, Blake Conreux vs. Graceland (2008)
 82, Logen Wright vs. Central Methodist (2006)
 82, Drew Seers vs. Pittsburg State (2018)
 80, Jim Paddock vs. Southwestern (1990)

Longest Interception Return:

- 100, Larry Gladney vs. Culver-Stockton (2006)
 100, Derek Coxson vs. Evangel (2006)
 96, Jared Shoemaker vs. Central Methodist (2005)
 94, Justin Broome vs. Saint Joseph's (2011)
 85, Blake Conreux vs. Graceland (2008)
 82, Logen Wright vs. Central Methodist (2006)
 82, Drew Seers vs. Pittsburg State (2018)
 80, Jim Paddock vs. Southwestern (1990)
 79, Cody Fogle vs. Culver-Stockton (2010)
 78, Mark Felicelli vs. Graceland (1997)

PUNT RETURNS*Most Punt Returns:*

- 6, Thomas Christian vs. Evangel (2007)
 5, Julian Smith vs. MidAmerica Nazarene (1996)
 5, Julian Smith vs. Georgetown (1993)
 5, Mike Bunton vs. Graceland (2011)
 5, Mike Bunton vs. Missouri S&T (2011)
 5, Wesley Thomas vs. Pittsburg State (2016)
 4, numerous times

Most Yards on Punt Returns:

- 116, Adam Saperstein vs. Missouri Valley (1991)
 113, Mike Bunton vs. Graceland (2011)
 100, Jamere Holland vs. Culver-Stockton (2010)
 98, Mike Bunton vs. Texas A&M-Kingsville (2011)
 92, Mike Bunton vs. Graceland (2011)
 89, Cornelius Campbell vs. Graceland (1999)
 86, Jamere Holland vs. Central Methodist (2010)
 85, Adam Saperstein vs. Lane (1991)
 85, Julian Smith vs. Midland Lutheran (1995)
 84, Damian James vs. Culver-Stockton (2009)

Longest Punt Return:

- 90, Mike Bunton vs. Saint Joseph's (2011)
 89, Cornelius Campbell vs. Graceland (1999)
 85, Adam Saperstein vs. Lane (1991)
 85, Julian Smith vs. Midland Lutheran (1995)
 84, Jamere Holland vs. Central Methodist (2010)
 80, Therman McGowan vs. Culver-Stockton (2011)
 79, Damian James vs. Culver-Stockton (2009)
 77, Mike Bunton vs. Texas A&M-Kingsville (2011)
 76, Andrew Helmick vs. Missouri Southern (2012)
 72, Adam Saperstein vs. Missouri Valley (1991)

KICKOFF RETURNS*Most Kickoff Returns:*

- 8, Lavarrie Johnson vs. Northwest Missouri (2014)
 6, Bobby Mason vs. Benedictine (2005)
 6, Tobias vs. Evangel (2000)
 6, Julian Smith vs. Findlay (1995)
 6, Lavarrie Johnson vs. Pittsburg State (2015)
 6, Cameron Sanders vs. Central Oklahoma (2018)
6, Spencer Redd vs. Eastern Washington (2019)

Most Yards on Kickoff Returns:

- 198, Cameron Sanders vs. Central Oklahoma (2018)
165, Spencer Redd vs. Missouri S&T (2019)
163, Spencer Redd vs. Quincy (2021)
157, Spencer Redd vs. Quachita Baptist (2019)
 153, Bakari Triggs vs. Missouri Western (2016)
 144, Tony Tobias vs. Evangel (2000)
 143, McCray Harris vs. Missouri Valley (2006)
 142, Denodus O'Bryant vs. Central Missouri (2012)
 140, Nate Orlando vs. Carroll (2008)
137, Spencer Redd vs. Davenport (2019)

Longest Kickoff Return:

- 100, Andrew Helmick vs. Central Oklahoma (2011)
 100, Denodus O'Bryant vs. Central Missouri (2012)
 99, Bakari Triggs vs. Missouri Western (2017)
 97, Tony Tobias vs. Olivet Nazarene (2000)
 97, McCray Harris vs. Missouri Valley (2006)
 97, Lavarrie Johnson vs. Washburn (2014)
97, Spencer Redd vs. Quachita Baptist (2019)
97, Spencer Redd vs. Quincy (2021)
 95, Denodus O'Bryant vs. Benedictine (2010)
 95, Tre' Roby vs. Washburn (2013)

ALL-PURPOSE YARDS*Most Yards (since 2004):*

- 328, Andrew Helmick vs. Missouri Southern (2012)
 311, Denodus O'Bryant vs. Pittsburg State (2012)
 307, Denodus O'Bryant vs. Benedictine (2010)
 278, Denodus O'Bryant vs. Washburn (2012)
 273, Denodus O'Bryant vs. Culver-Stockton (2010)
 271, Denodus O'Bryant vs. Central Missouri (2012)
 271, DeDe Dorsey vs. Graceland (2005)
 266, Hakeem Abdullah vs. Central Methodist (2007)
 264, Andrew Helmick vs. Truman (2012)
 255, Denodus O'Bryant vs. Carroll (2009)



Sterling Thomas
 2012-15



Billy Ray Uren
 2005-09



Matt Bramow - 2009 National Championship Game



Connor Harris - 2016 vs. Missouri Southern



Justin Broome - 2011 vs. Central Missouri



Denver Price - 2008 vs Lambuth

SCORING*Most Points Scored:*

- 36, DeDe Dorsey vs. Graceland (2005)
- 30, Adam Saperstein vs. Hardin-Simmons (1991)
- 30, Cade Brister vs. Kentucky Wesleyan (2021)**
- 24, Adam Saperstein vs. Lane (1991)
- 24, Nate Orlando vs. Culver-Stockton (2010)
- 24, Andrew Helmick vs. Missouri Southern (2012)
- 24, Connor Harris vs. Northeastern State (2014)
- 24, Erik Henneman vs. Missouri Southern (2018)
- 20, Derron Parquet vs. Missouri Valley (2004)
- 18, numerous times

Most Touchdowns Scored:

- 6, DeDe Dorsey vs. Graceland (2005)
- 5, Adam Saperstein vs. Hardin-Simmons (1991)
- 5, Cade Brister vs. Kentucky Wesleyan (2021)**
- 4, Adam Saperstein vs. Lane (1991)
- 4, Nate Orlando vs. Culver-Stockton (2010)
- 4, Andrew Helmick vs. Missouri Southern (2012)
- 4, Connor Harris vs. Northeastern State (2014)
- 4, Erik Henneman vs. Missouri Southern (2018)
- 3, numerous times

Most Field Goals Made:

- 4, Halley Ferrell vs. Avila (2007)
- 3, Halley Ferrell vs. Baker (2007)
- 3, Halley Ferrell vs. Central Methodist (2007)
- 3, Dante Buscaglia vs. Baker (2000)
- 3, Dante Buscaglia vs. Culver-Stockton (1998)
- 3, Steve Pinkerton vs. Southwest Minnesota State (1992)
- 3, James Neal vs. William Jewell (2010)
- 3, James Neal vs. Texas A&M-Kingsville (2011)
- 3, James Neal vs. Washburn (2012)
- 3, James Neal vs. Pittsburg State (2012)
- 3, Travis Spraul vs. Washburn (2017)
- 3, Logan Seibert vs. Houston Baptist (2022)**

Most Extra Points Made by Kicking:

- 11, James Neal vs. Graceland (2010)
- 10, Dante Buscaglia vs. Central Methodist (1999)
- 10, Halley Ferrell vs. William Jewell (2009)
- 10, James Neal vs. Culver-Stockton (2011)
- 9, Halley Ferrell vs. Evangel (2009)
- 9, Halley Ferrell vs. Central Methodist (2009)
- 8, several times

Most Extra Points Attempted by Kicking:

- 11, James Neal vs. Graceland (2010)
- 10, Dante Buscaglia vs. Central Methodist (1999)
- 10, Halley Ferrell vs. Culver-Stockton (2009)
- 10, Halley Ferrell vs. William Jewell (2009)
- 10, James Neal vs. Culver-Stockton (2011)
- 9, several times

Most Points Scored by Kicking:


- 18, Halley Ferrell vs. Avila (2007)
- 16, Dante Buscaglia vs. Central Methodist (1999)
- 14, Halley Ferrell vs. Baker (2007)
- 14, James Neal vs. Pittsburg State (2012)
- 13, Dante Buscaglia vs. Culver-Stockton (1998)
- 13, Halley Ferrell vs. MidAmerica Nazarene (2009)
- 13, Halley Ferrell vs. William Jewell (2009)
- 13, James Neal vs. Kansas Wesleyan (2011)
- 13, Logan Seibert vs. William Jewell (2021)**
- 12, Halley Ferrell vs. Central Methodist (2007)
- 12, Halley Ferrell vs. Central Methodist (2009)
- 12, Logan Seibert vs. Southwest Baptist (2021)**

Longest Field Goal:

- 52, Steve Pinkerton vs. Southwest Minnesota State (1992)
- 50, Logan Seibert vs. Southwest Baptist (2021)**
- 50, Halley Ferrell vs. Avila (2007)
- 48, Zac Atterberry vs. Baker (2005)
- 47, Dante Buscaglia vs. Graceland (1999)
- 47, Logan Seibert vs. McKendree (2021)**
- 46, Steve Pinkerton vs. Southwest Minnesota State (1992)
- 46, Halley Ferrell vs. Central Methodist (2007)
- 45, Steve Pinkerton vs. Campbellsville (1992)
- 45, Dante Buscaglia vs. Graceland (1999)
- 45, Dante Buscaglia vs. Baker (2000)
- 45, Halley Ferrell vs. MidAmerica Nazarene (2007)



Erik Henneman - 2019 vs. Truman State

**Jamere Holland**
2010**Parks Peterson**
2009-10**Halley Farrell**
2006-09



TEAM RECORDS - SINGLE SEASON



Mike Errante
2006-09

TOTAL OFFENSE

Most Plays:
941 (2019)

Most Plays Per Game:
76.0 (2018)

Most Yards Gained:
6894 (2009)

Most Yards Gained Per Game:
551.5 (2010)

Highest Average Gain Per Attempt:
12.4 (2010)

Highest Average Gain Per Completion:
17.3 (2010)

Highest Percentage Completed:
.719 (2010)

Most Touchdown Passes
42 (2010)

Most Touchdown Passes Per Game:
3.8 (2010)

PUNTING

Highest Punting Average:
42.0 (2010)

SCORING

Most Points:
744 (2009)

Most Points Per Game:
53.1 (2009)

ALL-PURPOSE YARDS

Most Yards (since 2004):
8891 (2009)

Most Yards/Game (since 2004):
688.3 (2010)

TOTAL DEFENSE

Fewest Yards Allowed:
2981 (2004)

Fewest Yards Allowed Per Game:
248.4 (2004)

Lowest Average Yards Allowed Per Play:
3.68 (2004)

RUSHING DEFENSE

Fewest Yards Allowed:
1146 (2004)

Fewest Yards Allowed Per Game:
95.5 (2004)

Lowest Average Yards Allowed Per Rush:
2.43 (2004)

PASS DEFENSE

Fewest Yards Allowed:
1476 (1995)

Fewest Yards Allowed Per Game:
134.2 (1995)

Fewest Yards Allowed Per Attempt:
5.42 (2004)

Fewest Yards Allowed Per Completion:
10.11 (2007)

Lowest Completion Percentage Allowed:
.469 (1995)

Most Passes Intercepted by:
23 (2008)
23 (2009)

Most Passes Intercepted by Per Game:
1.77 (2008)

Most Touchdowns on Interception Returns:
4 (2008)
4 (2009)

SCORING DEFENSE

Fewest Points Allowed:
152 (2004)

Fewest Points Allowed Per Game:
12.7 (2004)

Most Points Allowed:
397 (1994)

Most Points Allowed Per Game:
39.7 (1994)

MISCELLANEOUS

Most Consecutive Victories
13 (2009)

Most Consecutive Games Without Being Shut Out:
99 (2003-2011)

Most Overtimes in a Single Game:
2 (2005 vs. Missouri Valley)

Most Shutouts:
2 (1991 and 1995)



TJ Prell
2007-09

Highest Average Gain Per Play:
8.9 (2010)

RUSHING

Most Rushes:
506 (2004)

Most Rushes Per Game Average:
42.2 (2004)

Most Yards Gained:
2796 (2009)

Most Yards Gained Per Game:
199.7 (2009)

Highest Average Gain Per Rush:
6.7 (2009)

Most Rushing Touchdowns:
49 (2009)

PASSING

Most Attempts:
545 (2019)

Most Attempts Per Game:
44.5 (2014)

Most Completions:
340 (2019)

Most Completions Per Game:
26.2 (2019)

Most Yards Gained:
4098 (2009)

Most Yards Gained Per Game:
358.7 (2010)



Malach Radigan
2009-12



Brian Schaefering
2007



INDIVIDUAL RECORDS - SINGLE SEASON

TOTAL OFFENSE

Most Plays:

658, Cade Brister (2019)
588, Cade Brister (2018)
 455, Najee Jackson (2017)
 430, Ben Kisner (2008)
 421, Philip Staback (2009)
 378, Ben Kisner (2007)
 335, Dillon Miller (2013)
 332, Graham Lindman (2014)
 325, John Uribe (2011)
 310, Emilia Salazar (2004)

Most Yards Gained:

4324, Cade Brister (2019)
 3596, Philip Staback (2009)
 3554, Ben Kisner (2008)
 3442, Philip Staback (2010)
2982, Cade Brister (2018)
 2583, Najee Jackson (2017)
 2569, Ben Kisner (2007)
 2263, Dillon Miller (2013)
 2022, John Uribe (2011)
1889, Cade Brister (2021)

Most Touchdowns Responsible For:

46, Cade Brister (2019)
 42, Philip Staback (2009)
 36, Philip Staback (2010)
 33, Ben Kisner (2008)
27, Cade Brister (2018)
 24, Denodus O'Bryant (2009)
 21, Ben Kisner (2007)
 20, Najee Jackson (2017)
 19, John Uribe (2011)
 18, DeDe Dorsey (2005)
 18, Emilia Salazar (2004)

RUSHING

Most Rushes:

280, DeDe Dorsey (2005)
 219, Adam Saperstein (1990)
 210, Marceo Haywood (1998)
 199, Hakeem Abdullah (2007)
 198, Denodus O'Bryant (2012)
191, Cade Brister (2018)
158, Cade Brister (2019)
 155, Derron Parquet (2004)
 151, Dario Camacho (2008)
 150, David Goodwill (1994)

100-yard rushing games:

8, DeDe Dorsey (2005)

200-yard rushing games:

2, DeDe Dorsey (2005)
 2, Adam Saperstein (1991)

Most Yards Gained:

1600, DeDe Dorsey (2005)
 1509, Marceo Haywood (1999)
 1205, Denodus O'Bryant (2012)
 1155, Hakeem Abdullah (2007)
 1136, Adam Saperstein (1991)
 1130, Marceo Haywood (1998)
 1059, Adam Saperstein (1990)
 1000, Denodus O'Bryant (2009)
 899, Hakeem Abdullah (2006)
 841, DeDe Dorsey (2004)

Most Rushing Touchdowns Scored:

16, DeDe Dorsey (2005)
 15, Marceo Haywood (1998)
 15, Denodus O'Bryant (2009)
 13, Marceo Haywood (1999)
 13, Dario Camacho (2008)
 12, Adam Saperstein (1991)
 12, Nate Orlando (2010)
 11, Hakeem Abdullah (2007)
 11, Richard Murrell (2007)
 11, Denodus O'Bryant (2012)
11, Robert Giaimo (2021)

PASSING

Most Attempts:

527, Cade Brister (2019)
 411, Ben Kisner (2008)
397, Cade Brister (2018)
 351, Philip Staback (2009)
 351, Najee Jackson (2017)
 349, Ben Kisner (2007)
 319, Dillon Miller (2013)
 301, Graham Lindman (2014)
 271, John Uribe (2011)
 269, Emilia Salazar (2004)

Most Completions:

332, Cade Brister (2019)
 263, Ben Kisner (2008)
 237, Philip Staback (2009)
227, Cade Brister (2018)
 210, Ben Kisner (2007)
 194, Dillon Miller (2013)
 194, Najee Jackson (2017)
 189, Philip Staback (2010)
 165, John Uribe (2011)
 155, Graham Lindman (2014)

Most Yards Gained:

3655, Ben Kisner (2008)
3779, Cade Brister (2019)
 3381, Philip Staback (2009)
 3329, Philip Staback (2010)
 2549, Ben Kisner (2007)
2433, Cade Brister (2018)
 2366, Najee Jackson (2017)
 2334, Dillon Miller (2013)
 2204, John Uribe (2011)
 2138, Max Brown (1996)

Most Touchdown Passes:

39, Cade Brister (2019)
 36, Philip Staback (2009)
 34, Philip Staback (2010)
 33, Ben Kisner (2008)
21, Cade Brister (2018)
 19, Ben Kisner (2007)
 19, John Uribe (2011)
 18, Emilia Salazar (2004)
 16, Cory Nesslage (1994)
 16, Max Brown (1996)
 16, Najee Jackson (2017)

200-yard passing games:

11, Ben Kisner (2008)
 11, Philip Staback (2009)

300-yard passing games:

6, Philip Staback (2010)

400-yard passing games:

2, Ben Kisner (2008)
 2, Philip Staback (2010)
 2, Ben Gomez (2012)
2, Cade Brister (2019)



Andrew Helmick - 2012 vs. Nebraska-Kearney



RECEIVING

Most Passes Caught:

72, Najee Jackson (2019)
 69, Kendell Sparks (2016)
 67, Rudy Fleming (2008)
 66, Andrew Helmick (2012)
64, Payton Rose (2019)
 63, Erik Henneman (2019)
 60, Nash Sutherlin (2019)
 58, Mario Patton (1995)
 57, Rudy Fleming (2009)
 57, Erik Henneman (2018)

Most Yards Gained:

1363, Andrew Helmick (2012)
1168, Payton Rose (2019)
 1056, Rudy Fleming (2008)
 980, Rudy Fleming (2009)
 901, Andrew Helmick (2011)
 899, Jamere Holland (2010)
 893, Matt Bramow (2010)
 844, Marcel Thompson (2009)
 837, George Mumphard (2004)
 831, DeSean Warren (2016)

Most Touchdown Passes Caught:

15, Payton Rose (2019)
 14, Andrew Helmick (2012)
 12, Matt Bramow (2009)
 12, Andrew Helmick (2011)
 11, Rudy Fleming (2008)
 11, Matt Bramow (2010)
 10, Erik Henneman (2019)
 9, Steven Kennedy (2004)
 9, George Mumphard (2004)
 9, Erik Henneman (2018)
9, Payton Rose (2021)
 8, numerous times

100-yard receiving games:

6, Andrew Helmick (2012)

200-yard receiving games:

4, Andrew Helmick (2012)

PUNTING

Highest Average (min. 20 punts):
 44.4, Matt Klingler (2015)

INTERCEPTIONS

Most Interceptions:

9, Pierre Desir (2012)
 6, Brandon Gould (2009)
 6, Marcus Klund (2003)
 6, Bakari Triggs (2016)
6, Kai Ross (2021)
 5, Marcus Klund (2004)
 5, Brandon Gould (2008)
5, Drew Seers (2021)
 4, numerous times

Most Yards on Interception Returns:

203, Justin Broome (2011)
 174, Bakari Triggs (2016)
 125, Derek Coxson (2006)
 122, Jared Shoemaker (2007)
 112, Brandon Gould (2008)
 104, Damian James (2009)
 100, Larry Gladney (2006)
 99, Tyler Kasper (2007)
 96, Jared Shoemaker (2005)
 87, Logen Wright (2006)

PUNT RETURNS

Most Punt Returns:

28, Mike Bunton (2011)
 25, Thomas Christian (2007)
 25, Ricky McCoy (2019)
 21, Rudy Fleming (2008)
 21, Bobby Mason (2005)
 20, Wesley Thomas (2016)
19, Spencer Redd (2021)
 16, Adam Saperstein (1991)
 16, Kendell Sparks (2017)
 15, Ricky Moore (2006)
 15, Tre' Roby (2015)

Most Yards of Punt Returns:

508, Mike Bunton (2011)
 328, Thomas Christian (2007)
 254, Adam Saperstein (1991)
231, Spencer Redd (2021)
 230, Jamere Holland (2010)
 228, Bobby Mason (2005)
 223, Rudy Fleming (2008)
 197, Kendell Sparks (2017)
 196, Therman McGowan (2011)
 191, Ricky McCoy (2019)


Most Touchdowns Scored on Punt Returns:

3, Mike Bunton (2011)
 3, Therman McGowan (2011)


KICKOFF RETURNS

Most Kickoff Returns:


35, Spencer Redd (2019)
 29, Cameron Sanders (2018)
 24, Julian Smith (1994)
23, Spencer Redd (2021)
 20, Lavarrie Johnson (2014)
 20, Bakari Triggs (2015)
 19, Lavarrie Johnson (2015)
 19, Kendell Sparks (2017)
 16, numerous times



Bakari Triggs
 2015-17



Najee Jackson
 2016-19



Christian Golder
 2011



Dan Carlisle
 2006-10

Most Yards on Kickoff Returns:

910, Spencer Redd (2019)
678, Spencer Redd (2021)
 616, Cameron Sanders (2018)
 477, Denodus O'Bryant (2009)
 469, Kendell Sparks (2016)
 450, McCray Harris (2006)
 450, Julian Smith (1994)
 421, Mike Bunton (2008)
 401, Lavarrie Johnson (2014)
 399, Bakari Triggs (2015)

Most Touchdowns Scored on Kickoff Return:

4, Denodus O'Bryant (2009)

ALL-PURPOSE

Most Yards (since 2004):

2042, Denodus O'Bryant (2012)
 1853, DeDe Dorsey (2005)
 1805, Andrew Helmick (2012)
 1793, Hakeem Abdullah (2007)
 1751, Denodus O'Bryant (2009)
 1620, Denodus O'Bryant (2010)
 1429, Nash Sutherlin (2019)
 1407, Jamere Holland (2010)
 1343, Rudy Fleming (2008)
 1323, Cameron Sanders (2018)

SCORING

Most Points Scored:

144, Denodus O'Bryant (2009)
 116, Halley Ferrell (2009)
 108, DeDe Dorsey (2005)
 102, Marceo Haywood (1998)
 102, Denodus O'Bryant (2010)
 98, Halley Ferrell (2007)
 96, Dario Camacho (2008)
 96, Andrew Helmick (2012)
 90, Adam Saperstein (1991)
 90, Denodus O'Bryant (2012)
90, Payton Rose (2019)

Most Touchdowns Scored:

24, Denodus O'Bryant (2009)
 18, DeDe Dorsey (2005)
 17, Marceo Haywood (1998)
 17, Denodus O'Bryant (2010)
 16, Rudy Fleming (2008)
 16, Andrew Helmick (2012)
 15, Adam Saperstein (1991)
 15, Denodus O'Bryant (2012)
15, Payton Rose (2019)
 14, Marceo Haywood (1999)
 14, Hakeem Abdullah (2007)

Most Consecutive Games Scoring a Touchdown:

12, Marceo Haywood (1998-99)*

* scored in all 10 games in 1999



Most Field Goals Made:
17, Halley Ferrell (2007)

Most Extra Points Made by Kicking:
92, Halley Ferrell (2009)

DEFENSE

Tackles (since 2004):
184, Connor Harris (2015)
175, Drew Seers (2019)
152, Connor Harris (2014)
138, Connor Harris (2016)
131, Drew Seers (2021)
126, Connor Harris (2012)
120, Grady Daniels (2019)
108, Darrius Williams (2018)
103, Grady Daniels (2018)
100, Darrius Williams (2017)

Solo Tackles (since 2004):
86, Connor Harris (2015)
83, Connor Harris (2014)
76, Drew Seers (2019)
74, Connor Harris (2016)
66, Grady Daniels (2019)
63, Darrius Williams (2017)
61, Wesley Thomas (2016)
60, Connor Harris (2012)
57, Drew Seers (2021)
56, Brandon Gould (2008)

Assisted Tackles (since 2004):
99, Drew Seers (2019)
98, Connor Harris (2015)
74, Drew Seers (2021)
69, Connor Harris (2014)
66, Connor Harris (2012)
64, Connor Harris (2016)
56, Jake Sharp (2005)
54, Donald Cayton (2004)
54, Grady Daniels (2019)
53, Darrius Williams (2018)


Tackles for Loss (since 2004):
17.0, Drew Seers (2019)
15.0, Mike Sullivan (2004)
14.5, Jeremy Coley (2007)
14.5, Dino Morales (2004)
13.0, T.J. Prell (2009)
13.0, Tayvian Weary (2019)
12.5, Connor Harris (2015)
12.5, Drew Seers (2018)
11.5, Joe Day (2012)
11.5, Jonathan Harris (2018)




Connor Harris
2012-16



Logen Wright
2005-09



Zac Atterberry
2004-07



Matt Klingler
2014-15

Sacks (since 2004):
7.5, Billy Ray Uren (2008)
7.5, Tayvian Weary (2019)
7.0, Dino Morales (2004)
6.5, Mike Sullivan (2004)
6.5, Mike Sullivan (2005)
6.5, Brian Schaefering (2007)
6.0, Joe Day (2012)
6.0, Cody Reider (2011)
6.0, Cody Reider (2012)
6.0, Jonathan Harris (2016)
6.0, Jonathan Harris (2018)

Fumble Recoveries (since 2004):
4, Dan Carlisle (2007)

Fumble Return Yards (since 2004):
70, Hakim Thomas (2009)
62, Logen Wright (2006)
48, Stephen Frichtl (2008)
48, DeDe Dorsey (2004)
46, Chris Howard (2011)
46, Wesley Thomas (2016)

Forced Fumbles (since 2009):
3, Nick Tepea (2010)
3, Alex Meraz (2009)

Blocked Kicks (since 2004):
4, Logen Wright (2009)

INDIVIDUAL RECORDS - CAREER

TOTAL OFFENSE

Most Plays:
1660, Cade Brister (2018-)
1192, Ben Kisner (2005-08)
704, Philip Staback (2009-10)
633, Dillon Miller (2012-14)
462, Najee Jackson (2017-19)
449, Denodus O'Bryant (2009-12)
409, Mason Bendigo (2015-18)
389, Nash Sutherlin (2017-)
375, DeDe Dorsey (2004-05)
332, Graham Lindman (2014)

Most Yards Gained:
9806, Cade Brister (2018-)
8359, Ben Kisner (2005-08)
7038, Philip Staback (2009-10)
4366, Dillon Miller (2012-14)
3237, Denodus O'Bryant (2009-12)
2655, Najee Jackson (2017-19)
2273, DeDe Dorsey (2004-05)
2266, Mason Bendigo (2015-18)
2024, Ben Gomez (2012-13)
2022, John Uribe (2011)

RUSHING

Most Rushes:
476, Cade Brister (2018-)
449, Denodus O'Bryant (2009-12)
405, DeDe Dorsey (2004-05)
389, Nash Sutherlin (2017-)
348, Hakeem Abdullah (2006-07)
268, Nate Orlando (2007-08, 10)
255, Calen Campbell (2015-17)
250, Lavarrie Johnson (2014-15)
237, Marvin Byrd (2011-14)
219, Adam Saperstein (1990)

Most Yards Gained:
3237, Denodus O'Bryant (2009-12)
2639, Marceo Haywood (1998-99)
2441, DeDe Dorsey (2004-05)
2195, Adam Saperstein (1990-91)
2054, Hakeem Abdullah (2006-07)
2008, Nash Sutherlin (2017-)
1464, Cade Brister (2018-)
1458, Nate Orlando (2007-08, 10)
1407, Cecil Severado (1995-97)
1301, Calen Campbell (2015-17)

Most Touchdowns Scored:
38, Denodus O'Bryant (2009-12)
28, Marceo Haywood (1998-99)
25, DeDe Dorsey (2004-05)
20, Richard Murrell (2007, 09)
20, Cade Brister (2018-)
19, Nate Orlando (2007-08, 10)
17, Adam Saperstein (1990-91)
17, Marvin Byrd (2011-14)
16, Hakeem Abdullah (2006-07)
16, Nash Sutherlin (2017-)
13, Cecil Severado (1995-97)
13, Dario Camacho (2008)
13, Calen Campbell (2015-17)

PASSING

Most Attempts:
1184, Cade Brister (2018-)
1095, Ben Kisner (2005-08)
605, Dillon Miller (2012-14)
602, Philip Staback (2009-10)
487, Cory Nesslage (1993-95)
358, Mason Bendigo (2015-18)
353, Najee Jackson (2017-19)
301, Graham Lindman (2014)
271, John Uribe (2011)
259, Ben Gomez (2012-13)

*Most Completions:***737, Cade Brister (2018-)**

638, Ben Kisner (2005-08)

426, Philip Staback (2009-10)

356, Dillon Miller (2012-14)

254, Cory Nesslage (1993-95)

196, Najee Jackson (2017-19)

170, Mason Bendigo (2015-18)

165, John Uribe (2011)

155, Ben Gomez (2012-13)

155, Graham Lindman (2014)



Brandon Gould - 2009 National Championship Game

Most Yards Gained:

8546, Ben Kisner (2005-08)

8342, Cade Brister (2018-)

7214, Max Brown (1995-98)

6710, Philip Staback (2009-10)

4440, Dillon Miller (2012-14)

3155, Cory Nesslage (1993-95)

2445, Najee Jackson (2017-19)

2259, Mason Bendigo (2015-18)

2204, John Uribe (2011)

2189, Ben Gomez (2012-13)



Donald Collier - 2011 vs. Culver-Stockton

*Most Touchdown Passes:***73, Cade Brister (2018-)**

70, Philip Staback (2009-10)

69, Ben Kisner (2005-08)

50, Max Brown (1995-98)

30, Dillon Miller (2012-14)

23, Cory Nesslage (1993-95)

19, John Uribe (2011)

18, Mason Bendigo (2015-18)

18, Najee Jackson (2017-19)

17, Emilia Salazar (2004)

17, Ben Gomez (2012-13)

RECEIVING*Most Passes Caught:*

153, Andrew Helmick (2009-12)

147, Jaron Alexander (2012-15)

140, Payton Rose (2018-)

136, Matt Bramow (2008-10)

131, Steven Kennedy (2004-06)

130, Carlton Rivers (1995-98)

124, Rudy Fleming (2008-09)

123, Alex Robinson (2011-14)

120, Erik Henneman (2017-19)

111, Nash Sutherlin (2017-)

Most Yards Gained:

2828, Andrew Helmick (2009-12)

2430, Payton Rose (2018-)

2036, Rudy Fleming (2008-09)

1914, Matt Bramow (2008-10)

1909, Steven Kennedy (2004-07)

1666, Alex Robinson (2011-14)

1650, Carlton Rivers (1995-98)

1631, Jaron Alexander (2012-15)

1512, Denodus O'Bryant (2009-12)

1458, George Mumphard (2004-05)

Most Touchdown Passes Caught:

32, Andrew Helmick (2009-11)

27, Payton Rose (2018-)

24, Matt Bramow (2008-10)

21, Steven Kennedy (2004-06)

19, Rudy Fleming (2008-09)

19, Erik Henneman (2017-19)

15, George Mumphard (2004-05)

15, Denodus O'Bryant (2009-11)

13, Deantrell Prince (2016-17)

12, Mark Henrie (1994, 1996)

12, Marcel Thompson (2008-09)

PUNTING*Highest Average Per Punt (min. 100 punts):*

40.2, Edward Burns (2011-14)

INTERCEPTIONS*Most Interceptions:*

14, Brandon Gould (2005-09)

13, Pierre Desir (2012-13)

12, Marcus Klund (2003-06)

10, Bakari Triggs (2015-17)

9, Ricky McCoy (2016-19)

8, Drew Seers (2017-)

6, Jake Sharp (2004-05)

6, Adarrious Ross (2008-09)

6, Brock Reed (2009-12)

6, Connor Harris (2015-16)

6, Kai Ross (2021-)

5, Jared Shoemaker (2005-07)

5, Logen Wright (2005-09)


5, Justin Broome (2011-12)

Most Yards on Interception Returns:

247, Brandon Gould (2005-09)

241, Bakari Triggs (2015-16)

225, Justin Broome (2011-12)

Philip Staback
2009-10Denodus O'Bryant
2009-12Brandon Gould
2005-09Pierre Desir
2012-13



PUNT RETURNS

Most Punt Returns:

39, Ricky McCoy (2016-19)
 30, Rudy Fleming (2008-09)
 29, Mike Bunton (2007-11)
 29, Tre' Roby (2013-15)
 25, Thomas Christian (2007)
 25, Wesley Thomas (2013-16)
23, Spencer Redd (2019-)
 21, Bobby Mason (2005)
 18, Kendell Sparks (2016-17)
 15, Aaron Williams (2004)
 15, Ricky Moore (2006)

Most Yards on Punt Returns:

547, Mike Bunton (2007-11)
 328, Thomas Christian (2007)
 288, Ricky McCoy (2016-19)
 279, Rudy Fleming (2008-09)
266, Spencer Redd (2019-)
 236, Tre' Roby (2013-15)
 230, Jamere Holland (2010)
 230, Kendell Sparks (2016-17)
 228, Bobby Mason (2005)
 196, Therman McGowan (2011)

Most Touchdowns Scored on Punt Returns:

4, Mike Bunton (2007-11)
 3, Therman McGowan (2011)
 1, seven players

KICKOFF RETURNS

Most Kickoff Returns:

59, Spencer Redd (2019-)
 50, Mike Bunton (2007-11)
 48, Bakari Triggs (2015-17)
 44, Denodus O'Bryant (2009-12)
 39, Lavarrie Johnson (2014-15)
 39, Tre' Roby (2013-15)
 35, Leonard Durant (2005-08)
 35, Kendell Sparks (2016-17)
 29, Cameron Sanders (2018)
 28, Andrew Helmick (2009-12)

Most Yards on Kickoff Returns:

1612, Spencer Redd (2019-)
 1377, Denodus O'Bryant (2009-12)
 1102, Bakari Triggs (2015-17)
 1058, Mike Bunton (2007-11)
 867, Kendell Sparks (2016-17)
 791, Leonard Durant (2005-08)
 780, Tre' Roby (2013-15)
 759, Lavarrie Johnson (2014-15)
 679, Andrew Helmick (2009-12)
 616, Cameron Sanders (2018)
 509, Nate Orlando (2007-08, 10)

Most Touchdowns Scored on Kickoff Returns:

8, Denodus O'Bryant (2009-12)
 2, Mike Bunton (2007-11)
 2, Roren Thomas (2009)
2, Spencer Redd (2019-)
 1, Five Players

ALL-PURPOSE

Most Yards (since 2004):

6126, Denodus O'Bryant (2009-12)
 3797, Andrew Helmick (2009-12)
 3217, Nash Sutherlin (2017-)
 2879, Hakeem Abdullah (2006-07)
 2851, DeDe Dorsey (2004-05)
 2662, Mike Bunton (2007-11)
 2502, Rudy Fleming (2008-09)
 2500, Nate Orlando (2007-08, 10, 12)
2460, Payton Rose (2018-)
2292, Spencer Redd (2019-)

SCORING

Most Points Scored:

372, Denodus O'Bryant (2009-12)
 329, Halley Ferrell (2006-09)
 275, James Neal (2010-13)
 216, Andrew Helmick (2009-12)
 186, Marceo Haywood (1998-99)
 180, DeDe Dorsey (2004-05)
 176, Dante Buscaglia (1998-00)
162, Payton Rose (2018-)
 150, Adam Saperstein (1990-91)
 144, Matt Bramow (2008-10)

Most Touchdowns Scored:

62, Denodus O'Bryant (2009-12)

Most Field Goals Made:

40, Halley Ferrell (2006-09)

Most Extra Points Made by Kicking:

209, Halley Ferrell (2006-09)



Andrew Helmick
2009-12



Mike Bunton
2007-11



Pierre Desir - 2012 vs. Central Missouri



Mike Bunton - 2011 vs. Graceland



Denodus O'Bryant - 2012 vs. Nebraska-Kearney



With her husband, George Sibley, pioneer educator Mary Sibley founded Lindenwood as a school for young women in 1827. Lindenwood was committed to combining professional issues with academic pursuits, the social with the intellectual, and the spiritual with the physical. In short, Mary Sibley brought holistic higher education to the American frontier.

Lindenwood became a Presbyterian college in 1853 and still maintains a historical relationship with the Presbyterian Church. In 1918, Lindenwood became a four-year college, and in 1969, Lindenwood attempted to strengthen its financial base by becoming co-ed. The school altered its name in 1974. The Lindenwood Colleges referred to the school's individual operations for men and women and also to its accelerated evening program, the Lindenwood College for Individualized Education, and its graduate programs.

During the '70s and '80s, the school struggled with a changing economy and accumulated substantial indebtedness. Enrollments began to decline, and by the spring of 1989, the number of day students had dropped below 1,000. As well, institutional change during those decades had led to some loss of clarity of mission. In view of



these fiscal and cultural challenges, the Board of Directors resolved to "refound" the school by returning to the fundamental precepts of individualized, holistic, values-oriented higher education that combines the practical with the academic. A president experienced in financial management and organizational revitalization was hired to lead the whole Lindenwood community in its collective renewal initiative. The result was a period of rapid growth and innovation that enabled the college to become the higher-education leader that it is today.

At the height of its revival, Lindenwood College became Lindenwood University in 1997. Enrollment burgeoned, and new construction arrived in late 1997 with the Hyland Performance Arena. By 1998-99, the annual enrollment approached 9,500, the faculty was growing, and the school balanced its budgets and increased revenues.

In 2000, Lindenwood dedicated the first of eight new residence halls to be constructed over the next decade—the first such construction in more than 30 years. In 2002, Lindenwood built the beautiful new Spellmann Campus Center. The 136,000-square-foot J. Scheidegger Center for the Arts opened in 2008.

The growth has not slowed. Additional construction has included expansion and renovation of Harmon Hall, now the home of the Robert W. Plaster School of Business and Entrepreneurship, and the 120,000-square-foot Evans Commons opened to great fanfare in 2011. A new athletics building was added in 2012 adjacent to Harlen Hunter Stadium, corresponding with Lindenwood's transition to the NCAA Division II.

Lindenwood opened in 2017 a 100,000-square-foot Library and Academic Resources Center at the front of the campus. The building serves as a hub for student services and academics.

Academically, Lindenwood has grown as well with extension of its longstanding general accreditation, the addition of numerous specialized accreditations for individual programs, and the addition of a number of degree programs, including the school's first doctoral degrees in the School of Education.

Mary Sibley ran a tightly managed school with a resourceful spirit and a clear purpose. She would have been proud of today's Lindenwood.

