



**MATCHUP**

**LINDENWOOD**



**4-2, 0-2 OVC**

**MURRAY STATE**



**0-7, 0-2 OVC**

Series History | First Meeting

**GAME PREVIEW**

The Lindenwood football team (4-2, 0-2 OVC) will host Murray State (0-7, 0-2 OVC) for homecoming on Saturday inside Hunter Stadium in St. Charles, Mo.

The Lions are coming off a thrilling 37-34 win over Eastern Illinois this past week in double overtime in Charleston, Ill. The Lions stayed the course, and continued to fight back to earn its third road victory of the season. Cade Brister threw for 302 yards, and ran for another 79 on the ground with four total touchdowns. Kobe Smith played the role to hero on Saturday, as he entered the game late after leaving with an injury to haul in the game winner.

Brister was named OVC Offensive Player of the Week after he helped lead the Lions to a wild win over EIU. Smith earned OVC Newcomer of the Week as he put up 91 yards of receiving on eight catches. Smith secured six of his catches for a first down, and his last was the winning tally. Logan Seibert continued his clutch kicking, as the Belleville, Ill. native knocked in a fourth quarter field goal to tie the game. Seibert made two key extra points in overtime, helping solidify the win on Saturday.

Lindenwood will host Murray State for the first time in program history, as the Racers are looking for their first win on the season. The Lions are just 1-1 at home this season, and are hopeful to earn their first win over a NCAA Division I team inside Hunter Stadium.

Payton Rose is nearing the top spot for receiving yards and receiving touchdowns. Rose is seven yards away from becoming the new record holder, and four touchdowns away from passing Lindenwood Hall of Famer, Andrew Helmick.

A win on Saturday for the Lions would guarantee a .500 or better season in the first year as a NCAA Division I program. Although it was slated as a non-conference matchup, Lindenwood earned its first win over an OVC school against Eastern Illinois this past weekend.

**PLAYERS TO WATCH**



Kobe Smith  
6-2 | 176  
Senior | WR



Lloyd Lockett  
5-10 | 203  
Senior | DB



Mann McGruder  
5-10 | 194  
Junior | DB



Sterlin Williams  
6-3 | 235  
Junior | DL

**LINDENWOOD LEADERS**



**PASSING**

Cade Brister (147-for-233, 1,925 yards, 12 TD)  
Cole Dugger (8-for-14, 78 yards, 1 TD)



**RUSHING**

Andrew Martin (73 attempts, 422 yards, 3 TD)  
Cade Brister (88 attempts, 281 yards, 7 TD)  
Justin Williams (31 attempts, 156 yards, 2 TD)



**RECEIVING**

Payton Rose (36 catches, 605 yards, 3 TD)  
Kobe Smith (35 catches, 462 yards, 5 TD)  
Chase Lanckriet (20 catches, 264 yards, 0 TD)  
Spencer Redd (13 catches, 151 yards, 0 TD)



**DEFENSE**

David Whittemore (39 tackles, 1.0 TFL, 1 FR, 1 FF, 2 PBU)  
Tyrone Griffin (35 tackles, 11 solo, 24 assists, 2.5 TFL, 1.0 sacks, 2 PBU)  
Sterlin Williams (25 tackles, 4.5 TFL, 3.5 sacks, 4 QBH, 1 FR, 1 FF, 1 PBU)  
Lloyd Lockett (24 tackles, 16 solo, 8 assists, 2.0 TFL, 1 FR, 1 FF, 1 PBU)  
Darion Bolden (24 tackles, 13 solo, 11 assists, 9 PBU)

**QUICK FACTS**

**LINDENWOOD**



Mascot: Lions  
Location: St. Charles, Mo.  
Colors: Black & Gold  
Head Coach: Jed Stugart  
Career Record: 121-47  
Lindenwood Record: 30-23

**MURRAY STATE**



Mascot: Racers  
Location: Murray, Ky.  
Colors: Navy & Gold  
Head Coach: Dean Hood  
Career Record: 66-52  
School Record: 11-24

**GAME INFORMATION**

SATURDAY, OCTOBER 22, 2022 | 1:00 P.M. | HUNTER STADIUM | ST. CHARLES, MD.

Watch | ESPN+ (es.pn/3S4KGIW)

Stats | bit.ly/20jR2f8



**JED STUGART | HEAD COACH | SIXTH SEASON**



Jed Stugart is in his sixth season as the Lindenwood football head coach in 2022. Stugart has been a head coach for 16 seasons and has an all-time record of 121-47.

In 2021, the Lions won their second-consecutive GLVC Championship with another perfect season in league play. Lindenwood closed out the season with a 9-3 record, while going 7-0 in the conference. For the second time in as many seasons in the GLVC, Stugart was named Coach of the Year. Stugart was joined by Drew Seers (defense), Spencer Redd (special teams), and Robert Giaimo (freshman) as major award winners.

The Lions accumulated 21 all-conference selections, while Seers went on to collect two first-team All-American honors. Seers was also voted as a finalist for the Cliff Harris award, which recognizes the top defensive player in the country. Seers was named the D2Football.com Defensive Player of the Year in his final season with the Lions. Lindenwood earned its second appearance in the NCAA Division II Football Playoffs for the second time since joining the NCAA. Academically, the Lions compiled three CoSIDA Academic All-District selections, while two moved on to earn Academic All-American accolades.

In week three of the season, the Lions tied the program record for most rushing touchdowns in a game with eight. Cade Brister ran the ball in five times, which was the most by an individual in 16 years. Lindenwood went into Kirksville, Mo. to upset No. 18 Truman State with the help of three rushing scores from Robert Giaimo. The following week, the Lions earned a win over Quincy with the help of three interceptions from Kai Ross, and a kick return for a touchdown by Spencer Redd. Just two weeks later, Redd returned a punt return for a touchdown for the first time in nine years. Lindenwood capped of the regular season with a win over McKendree, marking 14-consecutive wins for the Lions in the conference.

In the summer of 2020, Lindenwood earned a ranking of No. 13 in the Street and Smith Preseason Poll, while receiving the No. 17 spot in the LINDY'S Sports Preseason Poll. Drew Seers was featured on the College Football American Yearbook Division II Preseason Starting Lineup. Due to the COVID-19 pandemic, the start of the 2020 season was delayed. On October 6, 2020, the GLVC Council of Presidents voted to move the season into the spring semester, which featured a shortened schedule. On March 18, 2021, the Lindenwood football program opted out of the spring season out of concern for the health and well-being of the student-athletes.

Lindenwood had its best year in the NCAA era during the 2019 season, as the Lions earned a berth in the 2019 NCAA Division II Playoffs for the first time in school history. Stugart was named the 2019 GLVC Coach of the Year as the Lions posted a 9-4 overall record, with a perfect 7-0 record in the GLVC to capture the 2019 GLVC Championship. The Lions set four school records over the course of the season, while breaking one game record. Lindenwood rewrote four individual game records and 12 individual season records over the course of 2019.

Lindenwood garnered the GLVC Defensive Player of the Year in Drew and the GLVC Offensive Player of the Year in Cade Brister. Seers was named first-team All-American (Associated Press, AFCA, D2CCA), and second-team All-American (D2Football.com). Brister earned honorable-mention All-American (D2Football.com) recognition and was nominated as a Harlon Hill candidate. Erik Henneman was named second-team All-American (D2Football.com). Seers was named first-team all-region, while Henneman and Payton Rose each earned second-team all-region honors. Lindenwood tallied nine first-team all-GLVC players, with four second-team all-GLVC members, and two more on the honorable-mention list. The Lions earned GLVC Player of the Week 10 times, splitting five on each side of the ball.

Lindenwood ranked eighth in the country with 303 first downs, while standing ninth in the nation with 301.1 passing yards per game. The Lions ranked 16th in NCAA Division II with a 62.4 completion percentage. Stugart and the Lions closed out the 2019 season ranked No. 25 in the final AFCA Division II Coaches Poll of the year. Stugart led the Lions to a 5-1 record at home, including upset victories over No. 24 Truman State and No. 8 Ulndy. Lindenwood won a thrilling 45-37 road victory over McKendree in the NCAA Division II Football Showcase Game of the Week. The Lions pulled off a come-from-behind victory over Truman State after rattling off 21 points in the fourth quarter. Lindenwood executed the perfect onside kick, which led to the game-winning touchdown. Lindenwood shocked the conference with a seven-point victory over Ulndy, handing the Greyhounds their first conference loss in more than three years. Cade Brister set multiple school records during the game, as he completed 38 passes for 541 yards. The Lions closed out their home slate against Missouri S&T, sending out its senior class in thrilling fashion. On the final play of regulation, Jordan Perry blocked the field goal attempt by the Miners to send the game into overtime. The Lions scored the lone touchdown in the overtime period, giving Lindenwood its most home victories since the 2011 season.



Stugart and the Lions advanced to the NCAA Division II Playoffs for the first time since joining the NCAA, and proved the doubters wrong. Lindenwood faced No. 5 Quachita Baptist who stood undefeated on the season. The Lions fought their way to a 41-38 victory over the Tigers, earning their first playoff win since the 2009 season.

In 2018, Stugart led the Lions to 4-7 season with all wins coming on the road. The offense averaged the most plays per game in a single season with 76.0 during the 2018 season. Lindenwood placed 12 players on the all-MIAA football teams, including two first-team honorees. The two first-team selections were the most for Lindenwood since the 2015 season. The Lions had a record-setting game against Missouri Southern in a 51-13 victory in the second game of the season. Lindenwood scored seven touchdowns which tied for second in program history in a single game.

After scoring 42 points in a week three loss, Stugart guided the Lions to their first win over Emporia State in program history with a 48-41 victory. Lindenwood capped off the year with a wild 21-point fourth-quarter comeback victory over Missouri Western. The Lions scored with less than two minutes left in the game on an 11-play 99-yard drive. Lindenwood recovered the ensuing onside kick, and drove down to score the game-winning touchdown with 36 seconds left in the game.

The 2018 season was highlighted by All-American tight end Erik Henneman. Henneman was named first-team All-American by the AFCA, D2CCA, and D2Football.com after hauling in nine touchdowns on 57 receptions for 639 yards. Joining Henneman on the first-team all-MIAA list was senior defensive lineman Jonathan Harris. Harris was named first-team all-MIAA for the second-straight season as he amassed 11.5 tackles for loss and had six sacks in his final season with the Lions. Stugart had 12 Lions earn all-MIAA honors. Following the 2019 NFL Draft, Harris signed a training camp invite deal with the Chicago Bears.





In his first season at Lindenwood, Stugart led the Lions to their best season in five years. Lindenwood won four games, including a road victory at Pittsburg State, one of the toughest places to play in the MIAA. The Lions were also much more competitive in their other games, and they improved their scoring margin by nearly eight points a game. Statistically, Lindenwood had both its top offensive and defensive numbers since the program's first year in the MIAA. The biggest change Stugart made, though, was improving the program's culture, and building the blocks for future success, including signing the largest recruiting class during Lindenwood's NCAA era in 2018. Stugart coached 13 players that earned all-MIAA honors, the highest mark for the program since Lindenwood joined the MIAA. Among the honorees was Jonathan Harris earning first-team all-MIAA honors on the defensive line.

Stugart was the head football coach at Sioux Falls from 2010-16, and turned the program into one of the top ones in NCAA Division II. In seven seasons, he had a record of 65-17, including a 32-5 mark over the last three years. In his first season in 2010, Stugart led the Cougars to a conference championship, and the team advanced to the NAIA National Championship game. The program began the transition to the NCAA Division II level after that. Sioux Falls won 20 games over the next three years, including a 9-2 mark in its first season as a member of the Northern Sun Intercollegiate Conference (NSIC) in 2012.

Over his final three seasons at the school, Stugart and Sioux Falls took the next step and became one of the top teams in the country. The Cougars went to the postseason all three years with a victory in the Mineral Water Bowl in 2014 and NCAA Tournament appearances in both 2015 and 2016. Sioux Falls won its first NSIC Championship this past season with a perfect 11-0 regular season mark, and it won its first NCAA Tournament game with a 34-21 first-round win over Azusa Pacific. Stugart was named the NSIC Coach of the Year and a NCAA Regional Coach of the Year after the Cougars finished the regular season in the top-five in the national rankings.

Stugart's offenses ranked in the top-25 in the NCAA Division II in scoring and total offense the last three seasons, and they have ranked in the top-20 in scoring defense in two out of the last three years. In 2017, the Cougars ranked third in rushing offense (308.1), seventh in total offense (511.3), 21st in scoring offense (39.0), and 20th in scoring defense (19.6). During Sioux Falls' tenure in the NSIC, Stugart produced 73 all-NSIC performers and eight All-Americans. The Cougars had three Academic All-Americans, and 91 members on the Academic All-NSIC team. In 2010, he coached the NAIA Player of the Year, as well as 22 all-conference selections. He was the head coach at former Lindenwood rival MidAmerica Nazarene from 2006 to 2008. He had a record of 26-7 with MidAmerica Nazarene, along with two postseason appearances and the 2008 HAAC Championship. Stugart was once named the Region 3 Coach of the Year by the American Football Coaches Association.

Stugart has also been an assistant coach at two NCAA Division I programs. In 2009, he was the linebackers coach for UNLV. All three starting linebackers that season finished in the top-20 in the Mountain West Conference in tackles, and the team just missed a bowl bid. From 1999 to 2005, he was a coach at Northern Colorado. He started by coaching the defensive line and linebackers before being promoted to defensive coordinator in 2003. In his first year as coordinator, the Bears defense ranked 16th in the nation in total defense and 13th in scoring defense. Stugart produced three All-Americans at Northern Colorado and was a part of two conference championships and two postseason appearances.

Stugart earned a bachelor's degree from Azusa Pacific University in 1995 and a master's degree from Northern Colorado in 2003. He earned three letters as a linebacker from Azusa Pacific. Stugart and his wife, Angie, have a son, Gunner, and a daughter, Gracie.

COACHING CAREER

YEAR	SCHOOL	OVERALL RECORD	CONF. RECORD
2006	MidAmerica Nazarene	7-3	7-3
2007	MidAmerica Nazarene	9-3	8-2
2008	MidAmerica Nazarene	10-1	10-0
2010	Sioux Falls	13-1	10-0
2011	Sioux Falls	5-4	0-0
2012	Sioux Falls	9-2	9-2
2013	Sioux Falls	6-5	6-5
2014	Sioux Falls	11-1	11-1
2015	Sioux Falls	9-3	9-2
2016	Sioux Falls	12-1	11-0
2017	Lindenwood	4-7	4-7
2018	Lindenwood	4-7	4-7
2019	Lindenwood	9-3	7-0
2020	Lindenwood	-	-
2021	Lindenwood	9-3	7-0
2022	Lindenwood	4-2	0-2
Career	15th Year	121-47	103-31





## DUSTY HOVORKA | OFFENSIVE COORDINATOR | SIXTH SEASON



Dusty Hovorka is in his sixth season in 2022 as Lindenwood's offensive coordinator. In 2021, the Lions won their second-consecutive GLVC Championship with another perfect season in league play. Lindenwood closed out the season with a 9-3 record, while going 7-0 in the conference. Robert Giaimo was named the GLVC Freshman of the Year as a running back. The Lions accumulated 21 all-conference selections, including 10 on the offensive-side of the ball. Lindenwood earned its second appearance in the NCAA Division II Football Playoffs for the second time since joining the NCAA. Academically, the Lions compiled three CoSIDA Academic All-District selections, while two moved on to earn Academic All-American accolades.

In week three of the season, the Lions tied the program record for most rushing touchdowns in a game with eight. Cade Brister ran the ball in five times, which was the most by an individual in 16 years. Lindenwood went into Kirksville, Mo. to upset No. 18 Truman State with the help of three rushing scores from Robert Giaimo. Lindenwood capped off the regular season with a win over McKendree, marking 14-consecutive wins for the Lions in the conference.

In the summer of 2020, Lindenwood earned a ranking of No. 13 in the Street and Smith Preseason Poll, while receiving the No. 17 spot in the LINDY'S Sports Preseason Poll. Due to the COVID-19 pandemic, the start of the 2020 season was delayed. On October 6, 2020, the GLVC Council of Presidents voted to move the season into the spring semester, which featured a shortened schedule. On March 18, 2021, the Lindenwood football program opted out of the spring season out of concern for the health and well-being of the student-athletes.

The Lions had one of their most successful seasons on offense in 2019, as Hovorka helped lead the Lions to a GLVC Championship. Lindenwood earned its first appearance in the NCAA Division II Playoffs, as the Lions went 9-4 on the season with a 7-0 mark in conference play. Hovorka guided 2019 GLVC Offensive Player of the Year Cade Brister to a record-setting season. The offense set four team records for the season, while Brister broke four individual game records for the Lions. Lindenwood ranked eighth in the country with 303 first downs, while ranking ninth in the nation with 301.1 passing yards per game.

Lindenwood averaged 31.7 points per game, while its 428.9 yards per game ranked 33rd in NCAA Division II. Erik Henneman was named second-team All-American and second-team all-region (D2Football.com) after posting 699 yards with 10 touchdowns. Payton Rose set a new school record with 15 receiving touchdowns, and added 1,168 yards to earn second-team all-region (D2Football.com) recognition. Brister set seven individual season records to earn honorable-mention All-American (D2Football.com) honors, as his season was highlighted with 3,779 passing yards and 39 touchdowns.

Najee Jackson set a new school mark with 72 receptions in his final season, as the Lions held the top-four spots in the conference in receptions per game. All four individual game records were achieved when the Lions upset No. 8 Ulndy. Brister completed 38 passes on 59 attempts for 541 yards, and totaled 554 total yards of offense. Hovorka coached six first-team all-GLVC players on offense, while placing one on the second team, and another on the honorable-mention list. The success was a team effort, as three offensive linemen, two receivers, one running back, one tight end, and one quarterback made up the all-conference selections on offense. Lindenwood compiled five GLVC Offensive Player of the Week honors, as Brister tallied three weekly awards. Lindenwood compiled 602 yards of offense against Ulndy as part of the record-setting day. The Lions threw for 300 yards or more in six different games, including five-straight. The ground game averaged 4.2 yards per carry, as the offense broke off 251 rushing yards against Southwest Baptist.

In his second season, Hovorka helped the offensive production increase from a season ago, scoring 28.8 points per game. The Lindenwood offense ranked in the top-25 in the nation with an 85.7 percent success rate in the red zone. The Lions scored 41 points or more in three-straight games, including a 51-point effort against Missouri Southern. Junior tight end Erik Henneman broke the school record for touchdown receptions in a game with four.

Lindenwood earned its first win over Emporia State in a 48-41 victory in the fourth game of the season. The Lions put up 24 points against No. 10 Pittsburg State and 17 points against No. 11 Northwest Missouri, both above their season average in points allowed. Nash Sutherlin broke free against Pittsburg State for an 87-yard touchdown run, one yard shy of the school record. Lindenwood capped off the year with a wild 21-point fourth-quarter comeback victory over Missouri Western. The Lions scored with less than two minutes left in the game on an 11-play 99-yard drive. Lindenwood recovered the ensuing onside kick, and drove down to score the game-winning touchdown with 36 seconds left in the game. Hovorka played a key part in the success of freshman quarterback Cade Brister who ranks near the top of multiple school records after just one season. Brister was responsible for 27 touchdowns, ranking right behind two of the greatest quarterbacks in program history (Philip Staback and Ben Kisner). Hovorka helped aid the production of first-team All-American tight end Erik Henneman. Along with Henneman, the Lindenwood offense tallied four other all-MIAA honorees, including second-team offensive lineman Lucas Beddow. Earning honorable-mention recognition were Brister, Sutherlin, and Cameron Sanders.



In his first season at Lindenwood, Hovorka had a new quarterback under center, and a new-look offensive line. Despite the changes, the Lions still improved their offense by nearly half a point a game, and gained 26.1 more yards per game. Lindenwood jumped one spot in the MIAA in scoring offense, and four spots in total offense. The program had its highest scoring offense and total offense since its 2012 campaign.

Hovorka helped three offensive players earned third-team all-MIAA honors in running back Calen Campbell, wide receiver Deantrell Prince, and offensive lineman Akil Williams. Three other offensive players also earned honorable mention accolades. Hovorka came to Lindenwood from the University of Sioux Falls, where he served from 2010-2016. From 2014-2016, he was Sioux Falls's offensive coordinator.

While he was offensive coordinator, Hovorka's offense averaged 40.3 points and 489.5 total yards of offense a game. The Cougars averaged 239.3 yards on the ground and 250.1 yards through the air. In those three seasons, Sioux Falls went 32-5, appeared in the postseason all three years, won the 2016 NSIC Championship, and won its first NCAA Tournament game in 2016.

In 2016, Sioux Falls ranked third in the nation by rushing for over 300 yards a game. The Cougars were 17th in scoring offense and seventh in total offense. Three players earned first-team all-NSIC honors, including running back Max Mickey, a Harlon Hill candidate. Six other offense players earned second-team all-conference awards, and two were honorable mention picks. In 2015, Hovorka helped Sioux Falls to being ranked 16th in scoring offense and 19th in total offense.

The offensive line led the nation that year by allowing just five sacks. Six players earned all-conference honors, including offensive lineman Antonio Green who was a first-team All-American. In his first year as an offensive coordinator, Hovorka led Sioux Falls to being ranked seventh nationally in scoring offense and 17th in total offense. The Cougars scored 58 offensive touchdowns, 11 more than the previous season. Hovorka coached the NSIC

Offensive Player of the Year in quarterback Luke Papilion, as well as four other all-conference performers.

From 2010-2013, Hovorka was in charge of the team's wide receivers. In his first season, he coached Jon Ryan to NAIA Player of the Year honors after Ryan had 24 touchdowns, 81 receptions, and 1,430 receiving yards. After Sioux Falls joined the NSIC, two players earned all-conference honors in that span. Hovorka was one of the top players in Sioux Falls history from 2003-2006. He set career records with 291 receptions, 4,801 receiving yards, and 55 receiving touchdowns. Hovorka was a three-time All-American, and the only wide receiver in school history to record 1,000 or more yards in all four of his seasons. He helped Sioux Falls win the 2006 NAIA National Championship.

After his collegiate career, Hovorka played six seasons for the Sioux Falls Storm in the IFL. Hovorka is married to Kari Keating.





ERIC INAMA | DEFENSIVE COORDINATOR | SIXTH SEASON



Eric Inama is in his sixth season on the Lindenwood football coaching staff in 2022. He was promoted to defensive coordinator prior to the 2019 season. In 2021, the Lions won their second-consecutive GLVC Championship with another perfect season in league play. Lindenwood closed out the season with a 9-3 record, while going 7-0 in the conference. For the second time in as many seasons in the GLVC, Drew Seers was named Defensive Player of the Year. The Lions accumulated 21 all-conference selections, including nine of the defensive unit. Seers went on to collect two first-team All-American honors and was voted as a finalist for the Cliff Harris award, which recognizes the top defensive player in the country. Seers was named the D2Football.com Defensive Player of the Year in his final season with the Lions. Lindenwood earned its second appearance in the NCAA Division II Football Playoffs for the second time since joining the NCAA. Academically, the Lions compiled three CoSIDA Academic All-District selections, while two moved on to earn Academic All-American accolades.

The Lions earned a win over Quincy with the help of three interceptions from Kai Ross, which tied a program record. The Lions collected 18 interceptions to rank fifth in school history. Ross (6) and Seers (5) reached the top-six in the program record book for interceptions in a season. Jordan Perry finished the season with 11 pass breakups to rank second in school history. Lindenwood capped off the regular season with a win over McKendree, marking 14-consecutive wins for the Lions in the conference.

In the summer of 2020, Lindenwood earned a ranking of No. 13 in the Street and Smith Preseason Poll, while receiving the No. 17 spot in the LINDY'S Sports Preseason Poll. Drew Seers was featured on the College Football American Yearbook Division II Preseason Starting Lineup. Due to the COVID-19 pandemic, the start of the 2020 season was delayed. On October 6, 2020, the GLVC Council of Presidents voted to move the season into the spring semester, which featured a shortened schedule. On March 18,

2021, the Lindenwood football program opted out of the spring season out of concern for the health and well-being of the student-athletes.

In 2019, Inama helped Lindenwood to one of its best seasons in the NCAA era, as the Lions went 9-4 on the year with a perfect 7-0 mark in conference play to capture the GLVC Championship. Lindenwood earned a berth in the 2019 NCAA Division II Playoffs, while defeating No. 5 Ouachita Baptist in the first round. Inama aided Drew Seers in his achievement of the GLVC Defensive Player of the Year. Seers was named first-team All-American (Associated Press, AFCA) and second-team All-American (D2Football.com). Seers earned first-team all-region (D2Football.com) recognition after his outstanding season. Inama and the defense garnered three members on the first-team all-GLVC, and three players earned second-team all-GLVC honors. Lindenwood tallied five GLVC Defensive Player of the Week honors, as Seers earned the award three different times. Seers set a new school record with 99 assisted tackles, and compiling 17.0 tackles for loss. Tayvian Weary earned first-team all-GLVC, as he tied the school record for sacks in a season with 7.5.


Lindenwood accumulated 10 interceptions and 10 fumble recoveries on the season. The Lions had 14 different players register a takeaway, as three different players forced at least one fumble. The defense averaged 2.1 sacks per game, and tallied 5.0 tackles for loss per game. Inama and the defense close out the game against Ouachita Baptist with an interception to secure the first victory in the NCAA Division II Playoffs for the Lions. Lindenwood closed out the game against No. 24 Truman State with a fumble recovery on the final play of the game to solidify the upset. The defense repeated its performance against Saginaw Valley, as the Lions recovered a fumble on the last play to secure the victory. In the final home game of the year, Inama and the defense stood strong in overtime by stopping Missouri SGT on fourth down to win the game.

In his second year, Inama helped Lindenwood allow the fewest yards since the 2013 season. The Lions allowed 385.3 yards per game, the best mark for the Lions in the last eight years. In week two, the Lions allowed just 33 passing yards against Missouri Southern which was the second-lowest mark in program history.

Inama saw great production from the safety position, as Darrius Williams and Grady Daniels were named to the all-conference team. Williams posted his second-straight 100-plus tackle season to earn third-team all-MIAA, ranking fifth in the season record books ranking behind Connor Harris. Daniels earned honorable-mention all-MIAA recognition after posting 103 tackles, and registered one of the two interceptions returned for a touchdown for the Lions.

Inama saw success as the special team's coordinator, as Cameron Sanders tallied 198 kickoff returns yards against Central Oklahoma to set a new school record. The Lions had two kickoff returns for a touchdown, one of which led to D'Harius Brown earning MIAA Special Teams Player of the Week. Sanders was named honorable-mention all-MIAA as a kick returner after setting the school record for kickoff returns (29) and kickoff return yards (616) in a single season.

In his first season at Lindenwood, Inama played a big role in Lindenwood's defense improving by over seven points and nearly 100 total yards a game. The Lions ranked third in the MIAA by allowing 207.7 passing yards a game, and were ranked third by allowing 6.0 yards per attempt. Lindenwood improved its passing defense by 104.4 yards a game. Lindenwood also had one of the top special teams in the MIAA under Inama. The Lions ranked in the top three in both punt returns and kickoff returns, the only conference school that could claim that. The Lions also ranked in the top half of the MIAA in net punting, field-goal kicking, and PAT kicking.



Inama coached five all-conference performers. On defense, Bakari Triggs was a second-team selection, Darrius Williams was a third-team pick, and Ace Rogers was honorable mention. On special teams, Kendell Sparks was second-team all-MIAA as a return, and punter Michael Crowder was named honorable mention all-conference.

Inama came to Lindenwood from the University of Sioux Falls, where he served as the defensive backs/special teams coordinator from 2014-2016. In that three-year span, the Cougars went 32-5. Sioux Falls intercepted 66 passes and returned 12 of those interceptions for touchdowns. Sioux Falls was nationally-ranked and made the postseason in all three of those seasons. Last year, the program won the NSIC Championship and advanced to the second round of the NCAA Tournament.

Among the top players Inama coached were John Tidwell and Solomon St. Pierre. Tidwell was a three-time first-team all-NSIC pick, and St. Pierre won back-to-back first-team honors. St. Pierre also won numerous All-American honors, and Tidwell was an Academic All-American. Last season, three defensive backs earned first or second-team all-NSIC accolades. Inama also coached one of the top special teams units in the NSIC. In 2016, the Cougars ranked third nationally in kickoff returns and 27th in punt returns. Sioux Falls also ranked in the top-20 in kickoff returns in 2014, and in the top-20 in punt returns in 2014 and 2015. Inama was also an assistant coach at Sioux Falls from 2007-2009. He helped the Cougars win back-to-back NAIA National Championships in 2008 and 2009, and finish second nationally in 2007. Sioux Falls also won conference titles all three of those seasons, and had the NAIA's No. 1 defense in 2008 and 2009.

From 2010-2012, Inama was the defensive coordinator at Midland University. In his first season, he helped Midland have its most successful season in 16 years. The Warriors went 8-3 and finished the year ranked 22nd in the NAIA. That squad was ranked second in pass defense efficiency, sixth in scoring defense, and 11th in total defense. In 2011, Midland was 17th nationally in total defense and third in creating turnovers.

Inama started his coaching career at Kings College as a defensive backs coach. In 2012, Inama was named an AFCA Assistant Coach of the Year finalist. That same year, he served as an assistant coach for the 2012 All-American Bowl. In 2010, he was named an honorary captain of the Schuylkill County Football Coaches Association.

Inama was a three-time letterwinner at Delaware Valley College. He was a part of a program that went 21-3 during a two-year run that included the 2003 ECAC Bowl Championship and 2004 Middle Atlantic Championship. The 2004 team reached the NCAA Division III Tournament Quarterfinals. Inama graduated from Delaware Valley College in 2005 with a degree in business administration. He also holds an MBA from Sioux Falls in 2010. Eric is married to his wife, Kaylene, and they have one son, Kade.





**BRYAN BALDWIN | SPECIAL TEAMS COORDINATOR | SEVENTH SEASON**



Bryan Baldwin is in his seventh season on the Lindenwood football coaching staff in 2022. Baldwin is in his fifth season as the defensive backs coach, after spending two years as the running backs coach. After a successful 2019 campaign, Baldwin was promoted to special teams coordinator. In 2021, the Lions won their second-consecutive GLVC Championship with another perfect season in league play. Lindenwood closed out the season with a 9-3 record, while going 7-0 in the conference. For the second time in as many seasons in the GLVC, Drew Seers was named Defensive Player of the Year. The Lions accumulated 21 all-conference selections, including nine of the defensive unit. Seers went on to collect two first-team All-American honors and was voted as a finalist for the Cliff Harris award, which recognizes the top defensive player in the country. Seers was named the D2Football.com Defensive Player of the Year in his final season with the Lions. Lindenwood earned its second appearance in the NCAA Division II Football Playoffs for the second time since joining the NCAA. Academically, the Lions compiled three CoSIDA Academic All-District selections, while two moved on to earn Academic All-American accolades.

conference.

Spencer Redd was named the 2021 GLVC Special Teams Player of the Year. Redd recorded a touchdown on a kickoff return, and another on a punt return. The 678 kick return yards for Redd ranks second in program history, while his 29.5 yards per return set a new school record. Logan Seibert hit nine field goals on the year, including a 50-yard boot against Southwest Baptist that put him in a tie for second place in the record book. The Lions earned a win over Quincy with the help of three interceptions from Kai Ross, which tied a program record. The Lions collected 18 interceptions to rank fifth in school history. Ross (6) and Seers (5) reached the top-six in the program record book for interceptions in a season. Jordan Perry finished the season with 11 pass breakups to rank second in school history. Lindenwood capped the regular season with a win over McKendree, marking 14-consecutive wins for the Lions in the

In the summer of 2020, Lindenwood earned a ranking of No. 13 in the Street and Smith Preseason Poll, while receiving the No. 17 spot in the LINDY'S Sports Preseason Poll. Due to the COVID-19 pandemic, the start of the 2020 season was delayed. On October 6, 2020, the GLVC Council of Presidents voted to move the season into the spring semester, which featured a shortened schedule. On March 18, 2021, the Lindenwood football program opted out of the spring season out of concern for the health and well-being of the student-athletes.

In 2019, Baldwin helped Lindenwood to one of its best seasons in the NCAA era, as the Lions went 9-4 on the year with a perfect 7-0 mark in conference play to capture the GLVC Championship. Lindenwood earned a berth in the 2019 NCAA Division II Playoffs, while defeating No. 5 Ouachita Baptist in the first round. Baldwin and his defensive backfield boasted two all-GLVC players, including first-team all-GLVC safety Grady Daniels. Daniels led the team with seven pass breakups, while adding one interception. Daniels ranked second on the team with his 120 tackles, including 66 solo stops. Ricky McCoy earned second-team all-GLVC recognition, as he led the team with three interceptions. McCoy added six pass breakups and compiled 45 total tackles.

Lindenwood tallied 10 interceptions on the season, all of which came from the defensive backfield. Baldwin and his secondary accounted for 29 of the team's 42 pass breakups on the year. McCoy picked off a pass in the fourth quarter against McKendree, helping the Lions to a road victory. Darrius Williams recovered a fumble on the final play to upset No. 24 Truman State, while Jordan Perry recovered a fumble on the final play of the game against Saginaw Valley. Lindenwood picked off three passes in the first half against Saginaw Valley, to spark a thrilling victory. Daniels registered a key interception in the fourth quarter, helping Lindenwood to a win over Quincy. Lloyd Lockett sparked a comeback for the Lions with an interception against Missouri S&T. Perry made many big plays on the season, one of which was a blocked field goal to send the game to overtime. Perry broke up a pass on the final play of the game in overtime against Missouri S&T, posting the most home victories since the 2011 season. Perry sealed the first win for the Lions in the NCAA Division II Playoffs as he intercepted a pass with 12 seconds remaining against Ouachita Baptist.



In 2018, Baldwin coached a trio of running backs that averaged 5.61 yards per carry. The running backs ran for 1,250 yards and 11 touchdowns on 223 carries. Lindenwood rushed for 1,767 yards on the year, the most since the 2010 season. The Lions had three games with 200 yards or more, including popping off for 294 yards on the ground against Emporia State. Nash Sutherlin tallied 166 yards rushing against the Hornets, scoring once. Cameron Sanders had a 106-yard performance against Northeastern State, and scored twice against Missouri Southern. Baldwin helped create versatility in the backfield, as the trio averaged 7.9 yards per catch on 47 receptions. Sutherlin broke free against Pittsburg State for an 87-yard run that ranked second in program history. Sutherlin scored the game-winning touchdown against Missouri Western with just 36 seconds left in the final game of the season.

In 2017, Baldwin helped the team's running backs average 4.4 yards per carry, an improvement over nearly 16 percent over the previous year. The running backs also scored four more rushing touchdowns on the year, and they played a bigger role in the passing game by having over twice as many receptions than 2016. The improved running backs play helped Lindenwood have its top scoring offense since the 2012 season. Baldwin coach Calen Campbell and helped the senior earn third-team all-MIAA honors. As the cornerbacks coach in 2016, Baldwin helped in the development of Bakari Triggs who was a third-team all-MIAA pick. Lindenwood's cornerbacks accounted for nine interceptions and 21 pass breakups on the season.

Baldwin coached at the prep level in the St. Louis area from 2008-2015, including three years each at Normandy and Chaminade, and one year at Fort Zumwalt West. He was the defensive coordinator and assistant head coach at both Normandy and Chaminade, and coached the defensive backs at those schools. He coached the safeties in 2015 at Fort Zumwalt West. In his seven years as a high school coach, he won three conference championships. His players won numerous all-conference honors, including his entire starting defense earning first or second-team honors in 2014. Baldwin was a four-year player at Kansas State University from 2003-2007. The defensive back had 67 tackles, four interceptions, and 11 pass breakups in his career. Baldwin graduated from Kansas State in 2008 with a bachelor's in arts. He and his wife, Nina, have one daughter, Selah.

## JARRETT GRABBE | DEFENSIVE LINE COACH | SIXTH SEASON



Jarrett Grabbe is in his sixth season on the Lindenwood football coaching staff in 2022. He is the team's defensive line coach. In 2021, the Lions won their second-consecutive GLVC Championship with another perfect season in league play. Lindenwood closed out the season with a 9-3 record, while going 7-0 in the conference. For the second time in as many seasons in the GLVC, Drew Seers was named Defensive Player of the Year. The Lions accumulated 21 all-conference selections, including nine in the defensive unit. Seers went on to collect two first-team All-American honors and was voted as a finalist for the Cliff Harris award, which recognizes the top defensive player in the country. Seers was named the D2Football.com Defensive Player of the Year in his final season with the Lions. Lindenwood earned its second appearance in the NCAA Division II Football Playoffs for the second time since joining the NCAA. Academically, the Lions compiled three CoSIDA Academic All-District selections, while two moved on to earn Academic All-American accolades.

The Lions earned a win over Quincy with the help of three interceptions from Kai Ross, which tied a program record. The Lions collected 18 interceptions to rank fifth in school history. Ross (6) and Seers (5) reached the top-six in the program record book for interceptions in a season. Jordan Perry finished the season with 11 pass breakups to rank second in school history. Lindenwood capped the regular season with a win over McKendree, marking 14-consecutive wins for the Lions in the conference. In the summer of 2020, Lindenwood earned a ranking of No. 13 in the Street and Smith Preseason Poll, while receiving the No. 17 spot in the LINDY'S Sports Preseason Poll. Due to the COVID-19 pandemic, the start of the 2020 season was delayed. On October 6, 2020, the GLVC Council of Presidents voted to move the season into the spring semester, which featured a shortened schedule. On March 18, 2021, the Lindenwood football program opted out of the spring season out of concern for the health and well-being of the student-athletes.

In 2019, Grabbe helped Lindenwood to one of its best seasons in the NCAA era, as the Lions went 9-4 on the year with a perfect 7-0 mark in conference play to capture the GLVC Championship. Lindenwood earned a berth in the 2019 NCAA Division II Playoffs, while defeating No. 5 Duachita Baptist in the first round. Grabbe and the defense garnered three members on the first-team all-GLVC, and three players earned second-team all-GLVC honors. Tayvian Weary earned first-team all-GLVC, as he tied the school record for sacks in a season with 7.5. Lindenwood accumulated 10 interceptions and 10 fumble recoveries on the season. The Lions had 14 different players register a takeaway, as three different players forced at least one fumble. The defense averaged 2.1 sacks per game, and tallied 5.0 tackles for loss per game. Grabbe and the defense close out the game against Duachita Baptist with an interception to secure the first victory in the NCAA Division II Playoffs for the Lions. Lindenwood closed out the game against No. 24 Truman State with a fumble recovery on the final play of the game to solidify the upset. The defense repeated its performance against Saginaw Valley, as the Lions recovered a fumble on the last play to secure the victory. In the final home game of the year, Grabbe and the defense stood strong in overtime by stopping Missouri SGT on fourth down to win the game.

In his second year, Grabbe helped Lindenwood to the fewest yards allowed since the 2013 season. The Lions allowed 385.3 yards per game, the best mark for the Lions in the last eight years. In week two, the Lions allowed just 33 passing yards against Missouri Southern which was the second-lowest mark in program history. Grabbe helped transition two-time first-team all-MIAA defensive lineman Jonathan Harris move from end to tackle. Harris amassed 11.5 tackles for loss and had six sacks in his final season with the Lions. Harris lived in the opposing backfields, as he registered a tackle for loss stat in eight games and a sack in seven different games. Following the 2019 NFL Draft, Harris signed a training camp invite deal with the Chicago Bears. Grabbe saw Uchenna Ekwuonwu earn third-team all-MIAA recognition and Antonio Davis be named honorable-mention all-MIAA. Ekwuonwu made his presence known in his first year with the Lions as he ranked in the top-20 in the MIAA for tackles for loss (8.0) and sacks (3.5). Davis was part of the defensive line that applied pressure each week as he tallied 35 tackles including 13 solo stops.

In his first year at Lindenwood, Grabbe coached the team's top player. Jonathan Harris earned first-team all-MIAA honors for the first time in his career after recording 11.0 tackles for loss and 6.0 sacks. Another lineman, Antonio Davis, also earned honorable mention all-conference accolades. The defensive line played a key role in Lindenwood having its top scoring defense since 2012. The Lions improved their scoring defense by over seven points over the previous season, and also gave up nearly 100 fewer yards per game. Grabbe came to Lindenwood from the University of Sioux Falls, where he served as the defensive line coach in 2015 and 2016. In 2015, he helped the Sioux Falls defense allow just 18.6 points a game. The defensive line allowed just 3.2 yards per rush, and averaged three sacks a game. Grabbe coached two second-team all-conference performers and one honorable mention pick. The next season, he was a part of a defensive unit that allowed 19.6 points a game. Sioux Falls ranked 16th in the nation with 3.2 sacks a game. He helped coach one first-team all-NSIC performer, two second-team selections, and one honorable mention pick.

Grabbe was a four-year letterwinner for the Cougars from 2011-2014. He recorded 83 tackles, 11.5 tackles for loss, 4.5 sacks, nine pass breakups, one forced fumble, and three fumble recoveries in his career. Grabbe was an honorable mention all-NSIC pick in 2014, and helped the Cougars win the Mineral Water Bowl that season.

## TORE HURST | WIDE RECEIVERS COACH | SIXTH SEASON



Tore Hurst is in his sixth season in 2022 on the Lindenwood coaching staff. He is currently the team's wide receivers coach, after being the Offensive Quality Control coach in 2017. In 2021, the Lions won their second-consecutive GLVC Championship with another perfect season in league play. Lindenwood closed out the season with a 9-3 record, while going 7-0 in the conference. Robert Giaimo was named the GLVC Freshman of the Year as a running back. The Lions accumulated 21 all-conference selections, including 10 on the offensive-side of the ball. Lindenwood earned its second appearance in the NCAA Division II Football Playoffs for the second time since joining the NCAA. Academically, the Lions compiled three CoSIDA Academic All-District selections, while two moved on to earn Academic All-American accolades.

In week three of the season, the Lions tied the program record for most rushing touchdowns in a game with eight. Cade Brister ran the ball in five times, which was the most by an individual in 16 years. Lindenwood went into Kirksville, Mo. to upset No. 18 Truman State with the help of three rushing scores from Robert Giaimo. Lindenwood capped the regular season with a win over McKendree, marking 14-consecutive wins for the Lions in the conference. In the summer of 2020, Lindenwood earned a ranking of No. 13 in the Street and Smith Preseason Poll, while receiving the No. 17 spot in the LINDY'S Sports Preseason Poll. Due to the COVID-19 pandemic, the start of the 2020 season was delayed. On October 6, 2020, the GLVC Council of Presidents voted to move the season into the spring semester, which featured a shortened schedule. On March 18, 2021, the Lindenwood football program opted out of the spring season out of concern for the health and well-being of the student-athletes.

In 2019, Hurst helped Lindenwood to one of its best seasons in the NCAA era, as the Lions went 9-4 on the year with a perfect 7-0 mark in conference play to capture the GLVC Championship. Lindenwood earned a berth in the 2019 NCAA Division II Playoffs, while defeating No. 5 Duachita Baptist in the first round. Hurst led one of the most explosive receiving group in the country, as the Lions ranked ninth in the country with 301.1 passing yards per game. Lindenwood gained 303 first downs to rank eighth in the nation, 169 of which came from the passing game. The Lions garnered two all-GLVC receivers, including second-team all-region (D2Football.com) honoree Payton Rose. Rose set the new school mark for receiving touchdowns in a season with 15, while compiling 1,168 yards. Najee Jackson was named second-team all-GLVC, as he set the new school record for receptions in a season with 72 catches. Glen Gibbons hauled in the go-ahead touchdown pass against McKendree in the NCAA Division II Football Showcase Game of the Week. Rose sparked a 21-point fourth quarter against No. 24 Truman State in the thrilling upset victory. Jackson made one of the most clutch catches of the season, as he scored the go-ahead touchdown against Saginaw Valley with just 10 seconds remaining. Rose tallied a season-high 177 receiving yards against Quincy, which scoring the first touchdown for the Lions in six different games. Jackson (124) and Rose (121) led the Lions in receiving yards in an upset win over No. 8 Ulndy. Gibbons hauled in the game-winning touchdown in overtime against Missouri SGT on Senior Day.

In his second season, Hurst helped the offensive production increase from a season ago, scoring 28.8 points per game. The Lindenwood offense ranked in the top-25 in the nation with an 85.7 percent success rate in the red zone. The Lions scored 41 points or more in three-straight games, including a 51-point effort against Missouri Southern. The Lindenwood receiving core hauled in 235 passes for a total of 2,519 yards and 17 touchdowns. Hurst helped the production of tight end Erik Henneman who was named first-team All-American. Henneman broke the school record for touchdown receptions in a game with four against Missouri Southern. In his first season at Lindenwood, the team's offense improved by nearly half a point a game, and gained 26.1 more yards per game. Lindenwood jumped one spot in the MIAA in scoring offense, and four spots in total offense. The program had its highest scoring offense and total offense since its 2012 campaign. Five offensive players earned all-MIAA honors, including three third-team selections.

Hurst coached tight ends at Washburn University as a graduate assistant in 2014. Hurst played at Washburn from 2010-13 as a tight end for the Ichabods. Tore started every game for three-straight seasons and was named to the Daktronics Super Region No.3 second-team in his final year of competition. In his senior season, Hurst led the Ichabods in receiving this season with 40 catches, 575 yards and seven touchdowns. Hurst was a second team all-MIAA pick as a junior and an honorable mention selection as a sophomore. For his career he recorded 1,868 receiving yards on 131 catches with 24 touchdowns. Entering the 2017 season, Hurst ranks fifth in career touchdown catches at Washburn. Hurst stands sixth in career receptions and ninth in career receiving yards. Hurst graduated from Washburn in 2016 with a sports management degree. Hurst is from St. Louis, Mo. where he competed at McClure North High School.





## DENVER JOHNSON | OFFENSIVE LINE COACH | THIRD SEASON



Denver Johnson joins the Lindenwood football staff for his third season in 2022, and serves as the offensive line coach. In 2021, the Lions won their second-consecutive GLVC Championship with another perfect season in league play. Lindenwood closed out the season with a 9-3 record, while going 7-0 in the conference. Robert Giaimo was named the GLVC Freshman of the Year as a running back. The Lions accumulated 21 all-conference selections, including 10 on the offensive-side of the ball. Lindenwood earned its second appearance in the NCAA Division II Football Playoffs for the second time since joining the NCAA. Academically, the Lions compiled three CoSIDA Academic All-District selections, while two moved on to earn Academic All-American accolades. In week three of the season, the Lions tied the program record for most rushing touchdowns in a game with eight. Cade Brister ran the ball in five times, which was the most by an individual in 16 years. Lindenwood went into Kirksville, Mo. to upset No. 18 Truman State with the help of three rushing scores from Robert Giaimo. Lindenwood capped of the regular season with a win over McKendree, marking 14-consecutive wins for the Lions in the conference.

In the summer of 2020, Lindenwood earned a ranking of No. 13 in the Street and Smith Preseason Poll, while receiving the No. 17 spot in the LINDY'S Sports Preseason Poll. Due to the COVID-19 pandemic, the start of the 2020 season was delayed. On October 6, 2020, the GLVC Council of Presidents voted to move the season into the spring semester, which featured a shortened schedule. On March 18, 2021, the Lindenwood football program opted out of the spring season out of concern for the health and well-being of the student-athletes.

Johnson comes to Lindenwood after spending four years as the head coach at Missouri Southern State. Prior to his time in Joplin, Mo., Johnson was the assistant head coach and offensive line coach at the University of Tulsa from 2011-14. Heading into the 2014 season, Johnson was named the offensive coordinator. In his first season with the Golden Hurricanes, the offense ranked 33rd in the country in sacks allowed and 35th in the country in tackles for loss allowed. In 2012, the Golden Hurricanes ranked fourth in the nation in sacks allowed and 21st in the country in tackles for loss allowed. Johnson was named the 2012 Merv Johnson Integrity in Coaching Award winner. Johnson served as the offensive line coach at the University of Colorado from 2009-11. From 2009-10, Johnson helped the offense rise 66 spots in the NCAA statistical category for fewest sacks allowed. In the 2011 NFL Draft, former Buffs offensive lineman Nate Solder was selected by the New England Patriots in the first round. Johnson spent 10 years as the head coach at Illinois State from 2000-2009. In 2006, the Illinois State football team went 9-4, the second-most wins in school history. During his tenure at ISU, Johnson coached 34 All-Americans, 62 first-team all MVC honorees, and garnered the MVC Defensive Player of the year for five-straight seasons. Johnson helped guide the Redbirds to 28 school records on the offensive side of the ball. Johnson began his head coaching experience at Murray State University for three seasons. While at Murray State, Johnson posted a 7-4 record in each of his three seasons, and garnered the 15th-best offense in FCS in the total offensive yards category in 1998. In his final season, Murray State was a top-25 offense in both total offense and rushing offense. Johnson made stops at the University of Oklahoma (1996), Mississippi State University (1993-95), Oklahoma State University (1989-92), and the University of Tennessee-Martin (1986-88) as the offensive line coach. Johnson started his coaching career as a graduate assistant coach at Oklahoma State University.

Johnson had a successful playing career, as he was an all-MVC selection as an offensive lineman at the University of Tulsa. Johnson was selected by the Tampa Bay Buccaneers in the eighth round of the 1981 NFL draft. Johnson spent two seasons in Tampa Bay, before moving on to the USFL for two seasons, one with the Los Angeles Express and one with the Houston Gamblers. A graduate from the University of Tulsa in 1981, Johnson holds a bachelors degree in business management. Johnson and his wife Danita have two daughters, Taylor and Kelsey.

## COREY BETHANY | QUARTERBACKS COACH | THIRD SEASON



Corey Bethany enters his third season on the Lindenwood football staff in 2022 as coach of the quarterbacks coach. In 2021, the Lions won their second-consecutive GLVC Championship with another perfect season in league play. Lindenwood closed out the season with a 9-3 record, while going 7-0 in the conference. Robert Giaimo was named the GLVC Freshman of the Year as a running back. The Lions accumulated 21 all-conference selections, including 10 on the offensive-side of the ball. Lindenwood earned its second appearance in the NCAA Division II Football Playoffs for the second time since joining the NCAA. Academically, the Lions compiled three CoSIDA Academic All-District selections, while two moved on to earn Academic All-American accolades. In week three of the season, the Lions tied the program record for most rushing touchdowns in a game with eight. Cade Brister ran the ball in five times, which was the most by an individual in 16 years. Lindenwood went into Kirksville, Mo. to upset No. 18 Truman State with the help of three rushing scores from Robert Giaimo. Lindenwood capped of the regular season with a win over McKendree, marking 14-consecutive wins for the Lions in the conference.

In the summer of 2020, Lindenwood earned a ranking of No. 13 in the Street and Smith Preseason Poll, while receiving the No. 17 spot in the LINDY'S Sports Preseason Poll. Due to the COVID-19 pandemic, the start of the 2020 season was delayed. On October 6, 2020, the GLVC Council of Presidents voted to move the season into the spring semester, which featured a shortened schedule. On March 18, 2021, the Lindenwood football program opted out of the spring season out of concern for the health and well-being of the student-athletes.

Bethany comes to Lindenwood after spending four seasons as the head coach of St. Mary's High School in St. Louis, Mo. During his tenure, Bethany compiled a record of 31-16. In 2019, St. Mary's won the district championship, and moved on to the state semifinals. Prior to his time at St. Mary's, Bethany was the offensive coordinator at Christian Brothers College in St. Louis, Mo. While serving as the offensive coordinator, the Cadets won the 2014 state championship. The Cadets won back-to-back district championships, while the team took second at state in 2015. Bethany was an assistant coach at Lindbergh High School for three seasons, helping the Flyers to a 23-8 record during that span. Outside of high school coaching, Bethany was the head coach of the River City Raiders of the American Indoor Football league in 2016. Bethany served as the offensive coordinator with three different teams in the Indoor Football League, as he started his coaching career as the special teams coordinator of the River City Rage of the United Indoor Football League in 2007. Bethany was a member of the football team at William Jewell College, where he majored in accounting.

## PAT STEWART | LINEBACKERS COACH | THIRD SEASON



Pat Stewart joins the Lindenwood staff for his third season in 2022, and coaches the linebackers. In 2021, the Lions won their second-consecutive GLVC Championship with another perfect season in league play. Lindenwood closed out the season with a 9-3 record, while going 7-0 in the conference. For the second time in as many seasons in the GLVC, Drew Seers was named Defensive Player of the Year. The Lions accumulated 21 all-conference selections, including nine of the defensive unit. Seers went on to collect two first-team All-American honors and was voted as a finalist for the Cliff Harris award, which recognizes the top defensive player in the country. Seers was named the D2Football.com Defensive Player of the Year in his final season with the Lions. Lindenwood earned its second appearance in the NCAA Division II Football Playoffs for the second time since joining the NCAA. Academically, the Lions compiled three CoSIDA Academic All-District selections, while two moved on to earn Academic All-American accolades. The Lions earned a win over Quincy with the help of three interceptions from Kai Ross, which tied a program record. The Lions collected 18 interceptions to rank fifth in school history. Ross (6) and Seers (5) reached the top-six in the program record book for interceptions in a season. Jordan Perry finished the season with 11 pass breakups to rank second in school history. Lindenwood capped of the regular season with a win over McKendree, marking 14-consecutive wins for the Lions in the conference.

In the summer of 2020, Lindenwood earned a ranking of No. 13 in the Street and Smith Preseason Poll, while receiving the No. 17 spot in the LINDY'S Sports Preseason Poll. Drew Seers was featured on the College Football American Yearbook Division II Preseason Starting Lineup. Due to the COVID-19 pandemic, the start of the 2020 season was delayed. On October 6, 2020, the GLVC Council of Presidents voted to move the season into the spring semester, which featured a shortened schedule. On March 18, 2021, the Lindenwood football program opted out of the spring season out of concern for the health and well-being of the student-athletes.

Stewart comes to Lindenwood after spending the previous three years at Lindenwood-Bellefonte University, the last year as the head football coach. While with the Lynx, Stewart coached four defensive players who ranked nationally across six statistical categories at the NAIA level. Stewart helped two football programs win four RMAC championships as well as four national playoff appearances - two as a linebackers coach (Western State) and two as a defensive coordinator (University of Nebraska Kearney). He has worked with Hall of Fame coaches Duke Iverson and Casey Coons (Western State), Joe Glenn (University of Northern Colorado), future Hall of Fame Head Coach Darrell Morris (Nebraska Kearney) and with current NFL coordinators Todd Wash of the Jacksonville Jaguars and Nate Kaczor of the Washington Redskins. Stewart has over 25 years of football coaching experience primarily as a defensive coordinator, as well as head coaching experience at Western State and Lindenwood-Bellefonte.

Stewart played collegiately at Western State University (1985-88), where he lettered four times, was twice named a first-team All-Conference (RMAC) Linebacker and is currently ranked ninth in the RMAC for career tackles and ninth for most tackles in a game. Stewart earned a business management and history degree from Western State and he holds a master's degree in physical education from Northern Colorado. Stewart and his wife Linda have a daughter, Amber and a son, Nick.



**MARK GOLDENBERG | TIGHT ENDS COACH | SECOND SEASON**



Goldenberg comes to Lindenwood for his second season on staff in 2022, after spending 31 years coaching at the high school level. Goldenberg tallied 18 seasons as the head coach at Parkway Central High School in Chesterfield, Mo. In 2021, the Lions won their second-consecutive GLVC Championship with another perfect season in league play. Lindenwood closed out the season with a 9-3 record, while going 7-0 in the conference. Robert Giaimo was named the GLVC Freshman of the Year as a running back. The Lions accumulated 21 all-conference selections, including 10 on the offensive-side of the ball. Lindenwood earned its second appearance in the NCAA Division II Football Playoffs for the second time since joining the NCAA. Academically, the Lions compiled three CoSIDA Academic All-District selections, while two moved on to earn Academic All-American accolades.

In week three of the season, the Lions tied the program record for most rushing touchdowns in a game with eight. Gade Brister ran the ball in five times, which was the most by an individual in 16 years. Lindenwood went into Kirksville, Mo. to upset No. 18 Truman State with the help of three rushing scores from Robert Giaimo. Lindenwood capped of the regular season with a win over McKendree, marking 14-consecutive wins for the Lions in the conference.

During his tenure as head coach, Goldenberg compiled a record of 134-68. The Colts won seven district championships, made five trips to the semifinals, and two appearances in the state championship game. As an assistant at Parkway Central, Goldenberg spent time as the defensive coordinator and also coached in the state championship. Goldenberg is a graduate of St. Louis University where he majored in psychology, and received his masters in education from Webster University.

**LANE LAWSON | ASSISTANT DEFENSIVE LINE COACH | THIRD SEASON**



Lane Lawson is entering his third season with the Lindenwood coaching staff in 2022. In 2021, the Lions won their second-consecutive GLVC Championship with another perfect season in league play. Lindenwood closed out the season with a 9-3 record, while going 7-0 in the conference. For the second time in as many seasons in the GLVC, Drew Seers was named Defensive Player of the Year. The Lions accumulated 21 all-conference selections, including nine of the defensive unit. Seers went on to collect two first-team All-American honors and was voted as a finalist for the Cliff Harris award, which recognizes the top defensive player in the country. Seers was named the D2Football.com Defensive Player of the Year in his final season with the Lions. Lindenwood earned its second appearance in the NCAA Division II Football Playoffs for the second time since joining the NCAA. Academically, the Lions compiled three CoSIDA Academic All-District selections, while two moved on to earn Academic All-American accolades.

The Lions earned a win over Quincy with the help of three interceptions from Kai Ross, which tied a program record. The Lions collected 18 interceptions to rank fifth in school history. Ross (6) and Seers (5) reached the top-six in the program record book for interceptions in a season. Jordan Perry finished the season with 11 pass breakups to rank second in school history. Lindenwood capped of the regular season with a win over McKendree, marking 14-consecutive wins for the Lions in the conference.

In the summer of 2020, Lindenwood earned a ranking of No. 13 in the Street and Smith Preseason Poll, while receiving the No. 17 spot in the LINDY'S Sports Preseason Poll. Drew Seers was featured on the College Football American Yearbook Division II Preseason Starting Lineup. Due to the COVID-19 pandemic, the start of the 2020 season was delayed. On October 6, 2020, the GLVC Council of Presidents voted to move the season into the spring semester, which featured a shortened schedule. On March 18, 2021, the Lindenwood football program opted out of the spring season out of concern for the health and well-being of the student-athletes.

**ANTHONY JONES | RUNNING BACKS COACH | FIRST SEASON**



Anthony Jones joined the Lindenwood football staff for the 2022 season as an assistant coach. Jones came to Lindenwood after spending the 2021 season as the coordinator of player personnel at San Jose State. Jones spent the previous season at San Diego State University as the recruiting coordinator. During the 2017 through 2019 seasons, Jones was the Contra Costa College passing game and special team's coordinator. Jones also coached the team's quarterbacks and wide receivers.

Jones began his coaching career as an assistant football coach at Union (Mo.) High near St. Louis, in 2011. He spent the next three seasons as an assistant football coach at Pace (Fla.) High. In 2015, Jones moved to California and became the passing game coordinator and wide receivers coach at Bishop O'Dowd High in Oakland, Calif. The next year in 2016, Bishop O'Dowd won its first California Interscholastic Federation (C.I.F.) state championship defeating Valley View High of Moreno Valley, Calif., for the Division 5-AA title.

The 2009 Jacksonville State University graduate majored in business management. Jones played two seasons at Troy University as a running back and concluded his college football career as a wide receiver and running back for Jacksonville State in 2007 and 2008. He went on to play professionally in the Indoor Football League (IFL) for the Billings Outlaws, Sioux City Bandits, and Richmond Revolution franchises in 2010 and 2011.

Jones was raised in Pensacola, Fla. His wife's name is Maya Jones.

**ALEX GARCIA | DEFENSIVE LINE COACH | FIRST SEASON**



Alex Garcia joins the Lindenwood football staff for his first season in 2022. Garcia spent two seasons at Samford University with the defensive line, prior to his stop in St. Charles, Mo. Garcia helped coach defensive tackle Armond Lloyd to a first-team all-SoCon selection.

Garcia spent the 2019 season as the defensive line coach and equipment coordinator at the University of Sioux Falls. At USF, Garcia coached three all-conference players and one Academic All-American. He spent four seasons at Montana Tech from 2015-18 as a defensive line coach. Garcia produced six Frontier all-conference selections in four years, including three-time first team honoree Tyler Sanders. Defensive end Luke Benz led the Frontier Conference in sacks in 2016. He also coached Chance Hansen who was also a two-time all-league performer, and had 127 sacks over four seasons. Prior to joining Montana Tech, Garcia spent two years as a graduate assistant at Midland University (Neb.) where he coached the defensive line, and helped produce two all-conference selections.

Prior to coaching at Midland, Garcia was the outside linebacker coach at NCAA DIII Elmhurst College for two years. Elmhurst's 2012 team finished 10-2 and won the College Conference of Illinois and Wisconsin's automatic bid to the NCAA tournament. They finished with a No. 8 ranking in the country.

Garcia received a degree in philosophy with a minor in educational studies from Elmhurst College. Garcia and his wife Mary-Kate reside in the St. Charles area.



**COREY NEWSOME | DEFENSIVE ANALYST | SECOND SEASON**



Corey Newsome enters his second season on staff in 2022. Newsome serves as the defensive analyst. In 2021, the Lions won their second-consecutive GLVC Championship with another perfect season in league play. Lindenwood closed out the season with a 9-3 record, while going 7-0 in the conference. For the second time in as many seasons in the GLVC, Drew Seers was named Defensive Player of the Year. The Lions accumulated 21 all-conference selections, including nine of the defensive unit. Seers went on to collect two first-team All-American honors and was voted as a finalist for the Cliff Harris award, which recognizes the top defensive player in the country. Seers was named the D2Football.com Defensive Player of the Year in his final season with the Lions. Lindenwood earned its second appearance in the NCAA Division II Football Playoffs for the second time since joining the NCAA. Academically, the Lions compiled three CoSIDA Academic All-District selections, while two moved on to earn Academic All-American accolades.

The Lions earned a win over Quincy with the help of three interceptions from Kai Ross, which tied a program record. The Lions collected 18 interceptions to rank fifth in school history. Ross (6) and Seers (5) reached the top-six in the program record book for interceptions in a season. Jordan Perry finished the season with 11 pass breakups to rank second in school history. Lindenwood capped off the regular season with a win over McKendree, marking 14-consecutive wins for the Lions in the conference.

**JACK STORM | DEFENSIVE ANALYST | SECOND SEASON**



Jack Storm is in his second season on the coaching staff as the defensive analyst in 2022. In 2021, the Lions won their second-consecutive GLVC Championship with another perfect season in league play. Lindenwood closed out the season with a 9-3 record, while going 7-0 in the conference. For the second time in as many seasons in the GLVC, Drew Seers was named Defensive Player of the Year. The Lions accumulated 21 all-conference selections, including nine of the defensive unit. Seers went on to collect two first-team All-American honors and was voted as a finalist for the Cliff Harris award, which recognizes the top defensive player in the country. Seers was named the D2Football.com Defensive Player of the Year in his final season with the Lions. Lindenwood earned its second appearance in the NCAA Division II Football Playoffs for the second time since joining the NCAA. Academically, the Lions compiled three CoSIDA Academic All-District selections, while two moved on to earn Academic All-American accolades.

The Lions earned a win over Quincy with the help of three interceptions from Kai Ross, which tied a program record. The Lions collected 18 interceptions to rank fifth in school history. Ross (6) and Seers (5) reached the top-six in the program record book for interceptions in a season. Jordan Perry finished the season with 11 pass breakups to rank second in school history. Lindenwood capped off the regular season with a win over McKendree, marking 14-consecutive wins for the Lions in the conference.

**JC HULL | ATHLETIC PERFORMANCE COACH | FOURTH SEASON**




J.C. Hull is entering his fourth year at Lindenwood University in 2022-23. Hull served two years as an Assistant Strength Coach for the University of Connecticut. During his time at the University of Connecticut he assisted in all aspects of the Football team's strength and conditioning training sessions while also overseeing/administering the programming of the Women's Lacrosse team.

Before his time at the University of Connecticut Hull spent the summer of 2017 working with the Carolina Panthers, aiding in their summer off-season voluntary program as well as their Organized Team Activities and Rookie Mini Camp.

Prior to working with the Panthers, Hull was a Graduate Assistant for the Sports Performance department at Eastern Michigan University from 2015-2017, where he earned his Masters of Science in Exercise Physiology. During his time at Eastern Michigan he worked with the football team that was able to earn its first bowl berth in over 20 years. He also programmed and supervised training sessions for the Eastern Michigan Women's Soccer team, Women's Rowing team, Men's Golf team, and Cheer and Dance Squads.

Hull also worked at both Eastern Michigan University and the University of Missouri as an intern. He received his Bachelors in Exercise Science from Ottawa University where he was also a member of the football team and earned NAIA Scholar Athlete Award in 2010. He is a certified strength coach through the National Strength and Conditioning Association and also has his United States Weightlifting Coach certification.

**KEAGAN ROBERSON | DIRECTOR OF FOOTBALL OPERATIONS | FIRST SEASON**



Keagan Roberson joins the Lindenwood football staff for his first season in 2022. Roberson will serve as the Director of Football Operations. Prior to Lindenwood, Roberson spent time with Murray State University. Roberson helped Murray State achieve back-to-back winning seasons for the first time in 20 years. The Racers posted their highest average attendance on record in program history.

Roberson gained experience working with the equipment staff and recruiting staff at the University of Kentucky shortly after graduation. Roberson helped the Kentucky football program sign one of the highest-ranked classes in school history. Roberson graduated from the University of Kentucky with a degree in agricultural economics. He worked as a student manager in the football program, which went to four-straight bowl games during that time. Roberson saw the Wildcats win the final three bowl games in that same span.



# 2022 FOOTBALL PROSPECTUS

## GENERAL INFORMATION

Name ..... Lindenwood University  
 Location ..... St. Charles, Mo.  
 Founded ..... 1827  
 Enrollment ..... 6,845  
 Nickname ..... Lions  
 School Colors ..... Black and Gold  
 Stadium ..... Harlen C. Hunter Stadium  
 Affiliation ..... NCAA Division I (FCS)  
 Conference ..... Ohio Valley Conference (OVC)  
 President ..... John R. Porter  
 Athletics Director ..... Jason Coomer  
 Faculty Representative ..... David Arns  
 Athletics Phone ..... 636-949-4600  
 Ticket Office Phone ..... 636-949-4433  
 Ticket Office Website ..... [boxoffice@lindenwood.edu](mailto:boxoffice@lindenwood.edu)  
 Institution website ..... [www.lindenwood.edu](http://www.lindenwood.edu)  
 Athletics website ..... [www.lindenwoodlions.com](http://www.lindenwoodlions.com)

## ATHLETICS COMMUNICATIONS

Football Contact ..... Blake Bunton  
 Email ..... [bbunton@lindenwood.edu](mailto:bbunton@lindenwood.edu)  
 Office Phone ..... 636-627-4330  
 Cell Phone ..... 314-607-7616

Secondary Football Contact ..... Andrew Honerkamp  
 Email ..... [ahonerkamp@lindenwood.edu](mailto:ahonerkamp@lindenwood.edu)  
 Office Phone ..... 636-627-4358

## PRIMARY MEDIA COVERAGE

### Lindenwood Campus Media

Name ..... Phone Number  
 Mane Media Productions ..... 636-949-4461  
 KCLC (Radio) ..... 636-949-4891

### St. Charles/St. Louis Media

Name ..... Phone Number  
 St. Charles Journal ..... 636-946-6111  
 St. Louis Post-Dispatch ..... 314-340-8888  
 KTVI (Channel 2-Fox) ..... 314-213-7831  
 KMOV (Channel 4-CBS) ..... 314-444-6333  
 KDSK (Channel 5-NBC) ..... 314-444-5125

## COACHING STAFF

Head Coach ..... Jed Stugart  
 Alma Mater, Year ..... Azusa Pacific (1995)  
 Record at Lindenwood ..... 30-23 (6th Season)  
 Career Record ..... 121-47 (16th Season)

Offensive Coordinator ..... Dusty Hovorka  
 Defensive Coordinator ..... Eric Inama  
 Special Teams Coordinator ..... Bryan Baldwin  
 Defensive Line ..... Jarrett Grabbe  
 Wide Receivers ..... Tore' Hurst  
 Offensive Line ..... Denver Johnson  
 Quarterbacks ..... Corey Bethany  
 Linebackers ..... Pat Stewart  
 Tight Ends ..... Mark Goldenberg  
 Assistant Defensive Line ..... Lane Lawson  
 Running Backs ..... Anthony Jones  
 Defensive Line ..... Alex Garcia  
 Defensive Analyst ..... Corey Newsome  
 Defensive Analyst ..... Jack Storm  
 Athletic Performance ..... JC Hull  
 Director of Football Operations ..... Keagan Roberson  
 Defensive Quality Control ..... Blake Moore  
 Offensive Quality Control ..... Zeke Scott

## 2022 SCHEDULE

Date	Opponent	Time/Result	Location
Sep. 10	at Houston Baptist	W, 21-20	Houston, Texas
Sep. 17	Keiser	W, 37-3	St. Charles, Mo.
Spe 24	at #19 UT Martin*	L, 26-56	Martin, Tenn.
Oct 1	SEMO*	L, 28-49	St. Charles, Mo.
Oct 8	at Central Arkansas	W, 52-49	Conway, Ark.
Oct 15	at Eastern Illinois	W, 37-34 (2OT)	Charleston, Ill.
Oct 22	Murray State*	1:00 p.m.	St. Charles, Mo.
Oct 29	William Jewell	1:00 p.m.	St. Charles, Mo.
Nov 5	at Tennessee Tech*	1:30 p.m.	Cookeville, Tenn.
Nov 12	McKendree	1:00 p.m.	St. Charles, Mo.

\* OVC Game | All times are GST | Rankings by AFCA

## 2022 SEASON

Record ..... 4-2, 0-2 OVC  
 Passing Leader ..... Cade Brister (147-for-233, 1,925 yards, 12 TD)  
 Rushing Leader ..... Andrew Martin (73 attempts, 422 yards, 3 TD)  
 Receiving Leader ..... Payton Rose (36 catches, 605 yards, 3 TD)  
 Tackles Leader ..... David Whittemore (39 tackles, 1.0 TFL, 1 FR, 1 FF, 2 PBU)  
 Sack Leader ..... Sterlin Williams (25 tackles, 4.5 TFL, 3.5 sacks, 4 QBH, 1 FR, 1 FF, 1 PBU)  
 TFL Leader ..... Sterlin Williams (25 tackles, 4.5 TFL, 3.5 sacks, 4 QBH, 1 FR, 1 FF, 1 PBU)  
 Interception Leader ..... Darion Bolden (24 tackles, 13 solo, 11 assists, 9 PBU)



## THIS WEEK'S SCHEDULE

**Saturday, October 22**

#14 UT Martin at #3 Tennessee, 11:00 a.m. (SEC Network)

\*Murray State at Lindenwood, 1:00 p.m. (ESPN+)

#16 Southeast Missouri at Northwestern State, 1 p.m. (ESPN+)

Tennessee Tech at Kennesaw State, 2:00 p.m. (ESPN+)

\*Eastern Illinois at Tennessee State, 2:00 p.m. (ESPN+)

**LINDENWOOD VS. MURRAY STATE PREVIEW**

Murray State will travel to Lindenwood for the first-ever meeting between the schools. It marks the annual Homecoming contest for the Lions. Playing at Eastern Illinois (in what was a pre-determined non-conference matchup), Lindenwood pulled off a 37-34 double overtime victory to improve to 4-2 on the season, 4-0 in non-conference games (with three of those wins coming on the road). With EIU ahead in the fourth quarter, QB Cade Brister led the Lions on a nine-play, 94-yard drive that was capped by his one-yard run. In overtime he would throw a pair of touchdown passes, the final nine-yarder to Kobe Smith to end the game. Brister was named OVC Offensive Player of the Week for the second-straight week after tallying 381 yards of total offense and four touchdowns.

Brister has accounted for 19 touchdowns this season and is averaging 367.7 yards total offense/game, the third-most nationally. David Whittemore had nine tackles and forced a fumble in the victory. He leads Lindenwood with 39 tackles through six games. Logan Seibert was named OVC Co-Specialist of the Week after making all five of his kicks, including four PATs and a 27-yard field goal. He is 8-of-9 in field goal attempts this season (missing only from 44 yards) and 21-of-22 on PATs.

Murray State is coming off a stretch of playing three nationally-ranked opponents. Last week the Racers remained winless on the season after a 52-17 loss to Austin Peay. For the third consecutive game, a Murray State wide receiver tallied over 100 receiving yards. LaMarte Brooks had 104 yards on eight catches with a touchdown. The touchdown was the lone of the day for quarterback Jayden Stinson, as he finished the game at 20-for-40 for 185 yards.

Jarad McGray came up big defensively for Murray State in the game by finishing with five total tackles, 2.0 tackles-for-loss for a total of seven yards and an interception. Eric Samuta, Jamari Dailey and Justus Johnson led the Racer defense in tackles on the day with six tackles each with all six of Samuta's going down as solo stops. The lone sack of the day for Murray State was a strip-sack by Damonyai Lacey with Cody Goatley recovering the ensuing fumble.

**OVC HIGHLIGHTS/STORYLINES**

This year marks the 75th anniversary of the OVC, which was founded in 1948, making it the eighth-oldest Division I Conference ... The OVC is made up of seven football-playing schools in 2022, including Lindenwood which joined the league this season ... The league schedule is based around five Conference games this season (new member Lindenwood will play only four; its game with EIU is a non-conference game) ... UT Martin was the first OVC team to win three OVC games (3-0) while Southeast Missouri is 2-0 and Eastern Illinois and Tennessee State are 2-0 ... SEMO is 5-0 against FCS teams in 2022 ... Lindenwood is 4-0 against non-conference teams (including three road wins) ... UTM's Dresser Winn and LU's Cade Brister each passed for more than 400 yards last week, making the OVC the only Conference with two different quarterbacks to achieve that feat this season ... Three different OVC running backs have rushed for 200 or more yards in a game in 2022 (Hess, TSU's Devon Starling and UTM's Zak Wallace), the only conference to accomplish that feat ... This week UT Martin is ranked No. 14/18 while Southeast Missouri is No. 16/18 ... Every current OVC team (except newly Division I Lindenwood) has been ranked in the Top 25 polls for at least one week over the past six years (2016-21) ... OVC teams have 13 playoff victories since 2013, including five Quarterfinal and one National Championship game appearance ... Since 2013, six different teams that have represented the OVC have won a playoff game; the only other conferences to accomplish that are the CAA, MVFC and Southern Conference ... SEMO's Geno Hess began the season on the Walter Payton Watch List while UT Martin's John H. Ford II is on the Buck Buchanan Award Watch List ... In seven of the past 12 years (2010-21), an OVC team has defeated a Football Bowl Subdivision (FBS) opponent ... Last academic year (2021-22), 103 football student-athletes were named to the OVC Commissioner's Honor Roll for achieving a 3.25 GPA or better ... This season the OVC and Southland Conference begin a two-year (2022, 2023) non-conference scheduling alliance which filled open schedule dates with a focus toward competitive balance and reasonable travel; OVC teams are 4-1 against Southland Conference teams so far this season (with four games remaining) ... The OVC and Big South have created an alliance which begins next season (2023), and combines the two conferences' football membership to ensure NCAA championship access and stability for the multisport conferences.

**OVC PLAYERS OF THE WEEK****OFFENSIVE**

Cade Brister, QB ■ 6-0, 222, Sr. ■ O'Fallon, Mo. ■ Lindenwood

Brister accounted for 381 yards of total offense and four touchdowns, including two in overtime, as Lindenwood topped Eastern Illinois 37-34 in double overtime in a game that counted as non-conference contest. Brister completed 28-of-42 passes for 302 yards and three touchdowns and carried the ball 27 times for 79 yards and a touchdown as Lindenwood improved to 4-2 on the season (with three of the wins coming on the road in its first season of Division I). Brister threw a 20-yard touchdown pass just before halftime to give the Lions a 14-10 advantage. His 1-yard touchdown run with 3:09 to play in regulation tied the game at 24. On the first possession of overtime he tossed a 2-yard touchdown, and on the second possession, he connected with Kobe Smith for a nine-yard score to win the game. It marked his fifth 300-yard passing game of the season. Brister leads the OVC in total offense (367.7 yards/game), passing offense (320.8 yards/game) and points responsible for (19.0/game).

**CO-SPECIALIST**

Logan Seibert, K ■ 5-10, 184, So. ■ Belleville, Ill. ■ Lindenwood

Seibert was perfect on kicking, scoring seven total points, as Lindenwood topped Eastern Illinois 37-34 in double overtime. In addition to making all four of his PATs, Seibert hit a 27-yard field goal early in the fourth quarter to tie the game at 17 and made a PAT with 3:09 to go in regulation to force the overtime. Seibert ranks first in the OVC in field goals/game (1.33) and fourth in scoring (7.5 points/game).

**NEWCOMER**

Kobe Smith, WR ■ 6-2, 176, Sr. ■ Compton, Calif. ■ Lindenwood

Smith had eight catches for 91 yards including the game-winner in double overtime as Lindenwood topped Eastern Illinois 37-34 in a game that counted as a non-conference contest. In the second overtime, the transfer from San Diego State, got open over the middle and caught the nine-yard pass on third down to give the Lions its fourth win of the season. Of his eight catches, six went for a first down. Smith ranks fourth in the OVC in receptions/game (5.8) and fifth in receiving yards/game (77.0).

**NOTES FROM AROUND THE LEAGUE**

**Quick Hitters:** On October 8 both UT Martin's Dresser Winn (463) and Lindenwood's Cade Brister (413) passed for over 400 yards in road victories; the OVC is the ONLY Conference to have two different quarterbacks pass for more than 400 yards or more in a game in 2022 ... SEMO running back Geno Hess rushed for 276 yards and four touchdowns in a win over Lindenwood on October 1; in the past 12 years, it was the second-most rushing yards by an OVC running back (the most was 311 by SEMO's Marquis Terry in 2018) ... Hess now has 38 career rushing and 40 total career touchdowns, both of which are SEMO records ... His 38 career touchdowns are the third-most among active FCS players, while his 3,050 career rushing yards are sixth-most among active FCS players ... Including Hess, three different OVC players have rushed for 200 or more yards in a game this year (UT Martin's Zak Wallace and TSU's Devon Starling are the others); the OVC is the ONLY FCS conference to have three different players with 200 or more rushing yards in a game this year ... UTM's Zak Wallace had a 97-yard touchdown run against Lindenwood (Sept. 26), which is tied for the third-longest by a Division I (FBS or FCS) player this season ... SEMO linebacker Bryce Norman tallied 17 tackles against Nicholls, the most by an OVC player since Murray State's Anthony Kočanakis had 18 on November 2, 2021, and the ninth-most by a FCS player this season ... UT Martin's Shaun Lewis has four interceptions this season, which is one off the FCS national lead, while his 0.7 interceptions/game average ranks him third ... EIU's Elijahah Tolbert has three interceptions this season, which ranks him 11th nationally (0.5/game) ... UT Martin has won nine-straight home games, the seventh-longest streak nationally ... Tennessee State kicker Kaleb Mosley kicked a career-long 51-yard field goal against Lane College on October 1, while SEMO kicker DC Pippin nailed a 50-yard field goal at Southern Illinois on Sept. 10; those are two of the 16 field goals of 50 or more yards in the FCS this season ... The OVC is the one of only three FCS conferences to have two different players made a 50-yard or longer field goal so far this season (the Big Sky and CAA are the others) ... SEMO WR Johnny King had 14 receptions at No. 17 Southern Illinois on September 10; it is the second-most by a FCS player this season (15 is the top mark) and he ranks sixth nationally in receptions/game (7.2) ... UT Martin's Colton Dowell has 2,299 career receiving yards, the second-most in school history.

**Top 25 Polls:** UT Martin remained No. 14 in the AFCA FCS Coaches Poll and moved up one spot to No. 18 in the Stats Perform Poll. The Skyhawks finished last season ranked No. 12 in the Coaches Poll, its highest end-of-season finish in school history, and was ranked as high as No. 8 (matching its highest ranking). Southeast Missouri moved up three spots to No. 18 in the Coaches Poll and two spots to No. 16 in the Stats Perform Poll after its 5-1 start (5-0 vs. FCS teams) to the season. Every current OVC team (except newly Division I Lindenwood) has been ranked in the Top 25 polls for at least one week over the past six years (2016-21).

**Brister Ties OVC Single-Game Rushing Touchdowns Record:** Lindenwood senior quarterback Cade Brister ran for five touchdowns in a 52-49 win at Central Arkansas on October 8. That tied the OVC record for rushing touchdowns in a game, done by five other players, the last time in 2014.

- 5 - Cade Brister, Lindenwood vs. Central Arkansas (2022)
- 5 - Dy'Shawn Mobley, Eastern Kentucky vs. Murray State (2014)
- 5 - DaMarcus James, Jacksonville State vs. Austin Peay (2013)
- 5 - Derek White, Tennessee Tech vs. Concordia (Ala.) (2007)
- 5 - Daniel Williams, Austin Peay vs. UT Martin (1996)
- 5 - Paris Wicks, Youngstown State vs. Northern Iowa (1981)

**Home Winning Streaks:** UT Martin has won nine-straight home games dating back to April 2021. Here is a look at the longest active home winning streaks in the FCS.

- 16 - Montana State
- 13 - Florida A&M, Sacred Heart, Stephen F. Austin
- 11 - Davidson
- 10 - St. Thomas
- 9 - UT Martin, Incarnate Word

**2022 Schedule:** The 2022 OVC football schedule features the seven league members playing five Conference games apiece (the exception being new member Lindenwood who will play four; the Lindenwood/EIU game on October 16 did not count in the OVC standings). There is not a full round robin this year as most teams' non-conference schedules were full (including a previously announced non-conference scheduling partnership with the Southland Conference) when Lindenwood joined the league in February 2022.

**NCAA Division I Playoff Information:** In 2010 the Football Championship Subdivision (FCS) playoff field expanded to 20 teams, up from 16 previously, and in 2013 the field increased to 24 for the first time. The expansion in 2010 to 20 teams was the first since the field grew from 12 to 16 teams in 1997. The 24-team field is comprised of 11 automatic bids and 13 at-large berths.



There are eight first round matchups (16 total teams), while eight (8) teams receive a bye into the second round. For the 14th time in 2022, the championship game will be played in Frisco, Texas at Toyota Stadium, a 20,500-seat multi-purpose stadium. The Southland Conference will serve as the host of the championship, which will be held on Saturday, January 7.

**Recent Playoff Success:** Beginning with the 2001 season the OVC went until 2013 without a FCS Playoff victory. But over the past nine seasons OVC teams have performed well in the playoffs, winning 13 total games and advancing to the FCS Quarterfinals three times in the past six seasons. In 2013 the OVC placed three teams in the field for the first-time ever (each won a game) and in 2015 the league had a team advance to the National Championship game (the first for the league since 1982). Over the past nine years six different teams that have represented the OVC have won a playoff game (Austin Peay, Eastern Illinois, Jacksonville State, Southeast Missouri, Tennessee State and UT Martin).

**Six Different OVC Teams With Playoff Wins Since 2013:** The OVC is one of just four FCS Conferences to have six different teams win a playoff game over the past nine years (2013-2021). Over that time Austin Peay, Eastern Illinois, Jacksonville State, Southeast Missouri, Tennessee State and UT Martin have all won at least one game while representing the OVC. The other conferences to have six different teams win over that period are the CAA, Missouri Valley and Southern Conferences.

**Walter Payton Award Watch List:** Southeast Missouri senior running back Geno Hess was one of 35 players nationally named to the Walter Payton Award Watch List by Stats Perform. The award is presented after the season to the national offensive player of the year in college football's Division I subdivision. More players can join the watch list during the regular season, and afterwards a national media panel will select the winner. First awarded in 1987, the Payton has been won by an OVC player twice, Tony Romo in 2002 and Jimmy Garoppolo in 2013.

**Buck Buchanan Award Watch List:** UT Martin graduate linebacker John H. Ford II is one of 35 players nationally named to the Buck Buchanan Award Watch List by Stats Perform. The award is presented to the national defensive player of the year in college football's Division I subdivision. More players can join the watch list during the regular season, and afterwards a national media panel will select the winner. First awarded in 1995, the Buchanan Award has twice been won by an OVC player, Jacksonville State's Darius Jackson (2017) and SEMO's Zach Hall (2018).

**Deacon Jones Trophy Watch List:** Three Tennessee State football players have been named to the Watch List for the Black College Football Player of the Year Award. The award, known as the Deacon Jones Trophy, is presented annually to the most outstanding college football player from a Historically Black College & University (HBCU). The players were quarterback Draylen Ellis, running back Devon Starling and linebacker James Green. Four finalists will be unveiled after the season. The winner of the Black College Football Player of the Year Award, which will be announced during halftime of the 2023 HBCU Legacy Bowl on Saturday, February 25, 2023 in New Orleans, Louisiana. TSU's Chris Rowland won the award in 2019.

**Hess on CFPA National Performer of the Year Watch List:** Southeast Missouri running back Geno Hess is one of 38 players on the initial Watch List for the College Football Performance Awards (CFPA) National Performer of the Year Award.

**Individual Awards Winners:** Since 2013, the OVC has produced one Walter Payton Award Winner, two Buck Buchanan Award Winners, an Eddie Robinson Award Winner and a Deacon Jones Trophy winner. In addition, the league has had two Doris Robinson Award Winners, as the National Scholar-Athlete of the Year.

**Three OVC Players Named to FCS Punter of the Year Watch List:** Three OVC players have been named to the 2022 FCS Punter of the Year Award Watch List by the Augusta Sports Council. The OVC picks, who were among the 22 nationally on the list, were Southeast Missouri's Zach Haynes, Tennessee State's Kaleb Mosely and Murray State's Lewis Halton. The FCS Punter of the Year Award winner will be voted on by the FCS Punter of the Year Award/Ray Guy Award Committee and will be announced after regular season play commences.

**Simpson Ranks Fourth in OVC Career Victories:** UT Martin head coach Jason Simpson currently ranks fourth in OVC history for career victories. Simpson recorded his 100th victory in the Skyhawks FCS Playoff win over Missouri State in 2021. Including Simpson, only 24 active FCS coaches have 100 or more career wins.

315 - Roy Kidd, Eastern Kentucky (1964-2002)

154 - Boots Donnelly, Austin Peay & Middle Tennessee (1977-78, 79-98)

117 - Charles Murphy, Middle Tennessee (1952-68)

104 - Jason Simpson, UT Martin (2006-present)

99 - Jimmy Feix, Western Kentucky (1958-81)

**OVC Teams Against FBS Opponents:** In seven of the past 12 seasons (2010-21), an OVC team has knocked off a Football Bowl Subdivision (FBS) opponent (2010, 2012, 2013, 2014, 2016, 2017, 2020). OVC teams are 36-265-1 all-time against FBS opponents.

**OVC and Big South Association:** In February 2022 the Big South Conference and Ohio Valley Conference announced the creation of an association of their football member institutions, to begin with the 2023 NCAA Division I football season and have an initial term of at least four years. The unique agreement combines the two conferences' football membership to ensure NCAA championship access and stability for the multisport conferences. In creating the association, presidents from each of the multisport conferences pointed to the similarities of the OVC and the Big South, with their complementary geographies and intercollegiate athletic philosophies, as key to making this association possible.

**OVC and Southland Conference Partner For Non-Conference Scheduling Alliance:** In October 2021, the OVC and Southland Conference announced a football scheduling alliance for the 2022

and 2023 seasons. The collaboration will see institutions from each conference fill available non-conference dates on schedules in 2022 and 2023 with a focus toward competitive balance and reasonable travel. The alliance provides quality Division I FCS non-conference matchups, allows increased visibility, exposure and branding for each Conference. There are eight matchups on the schedule (with a ninth involving Lindenwood who joined the OVC after the schedule was set). OVC teams are 4-1 so far against Southland schools in 2022, with four games remaining.

**Hill and Carlisle Named Semifinalists for William V. Campbell Trophy:** Two OVC football players were named semifinalists for the 2022 William V. Campbell Trophy® by National Football Foundation & College Hall of Fame (NFF). The award is college football's premier scholar-athlete award. The selections were Eastern Illinois wide receiver Isaiah Hill and Tennessee Tech linebacker Seth Carlisle. The duo were among 156 semifinalists nationally, 37 of which came from the Football Championship Subdivision (FCS). Celebrating its 33rd year, the Campbell Trophy® recognizes an individual as the absolute best football scholar-athlete in the nation for his combined academic success, football performance and exemplary leadership.

**Martin Named National Special Teams Player of the Week (Sept. 12):** Lindenwood's Andrew Martin was named the FedEx Ground FCS National Special Teams Player of the Week by Stats Perform for his performance in the Lions' 21-20 win over Houston Baptist on September 10. Martin recovered a blocked punt in the HBU end zone with 28 seconds remaining to give Lindenwood a road victory in its first game as an FCS program. The Lions trailed 20-15 when Jalen Bethany blocked the punt. Martin entered the game without a career TD, but he had two, first scoring on a four-yard run in the third quarter to pull LU to within 20-12. He finished with 49 rushing yards and also had a special teams tackle.

**Academic Success:** During the past academic year (2021-22) there were 103 OVC football student-athletes who were named to the Commissioner's Honor Roll for having a 3.25 grade point average or higher. In addition, 10 student-athletes were awarded the OVC Academic Medal of Honor for achieving perfect 4.0 GPAs.

**A Look at the Coaches:** Five coaches from last season return to their respective teams in 2022. Among the newcomers is first-year Eastern Illinois head coach Chris Wilkerson, who played for the Panthers and was later an assistant coach. Also new to the league is Jed Stugart, who begins his sixth year (fifth season) at Lindenwood, who joined the OVC on July 1. In addition to Wilkerson, Tennessee Tech's Dewayne Alexander is also coaching at his alma mater. The longest tenured coach in the league is UT Martin's Jason Simpson who enters his 17th season with the Skyhawks in 2022; Simpson is the fourth-winningest coach in OVC history.

**UT Martin Tabbed Preseason OVC Favorite:** Coming off an OVC Championship and its first FCS Playoff victory, UT Martin has been picked as the preseason football favorites in the Ohio Valley Conference for the 2022 season. The Skyhawks picked up 10 of a possible 14 first-place votes in a poll of league head coaches and communications directors. It marked the first time the Skyhawks have been picked the preseason favorites since joining the league prior to the 1992 season. UT Martin totaled 70 points to finish ahead of Southeast Missouri (59), Murray State (51) was tabbed third, just ahead of Tennessee State (46), who also picked up a first-place vote. The poll was rounded out by Tennessee Tech (29), Eastern Illinois (20) and Lindenwood (19).

**Hess and Ford Headline Preseason All-OVC Team:** Southeast Missouri senior running back Geno Hess and UT Martin graduate student linebacker John H. Ford II were named the 2022 OVC Preseason Offensive and Defensive Players of the Year in a vote of by the league's head football coaches and communications directors. Tennessee State and UT Martin led the way with eight selections apiece, while Eastern Illinois and Murray State had seven players apiece, Southeast Missouri had six selections. Tennessee Tech added three and newcomer Lindenwood had two players on the team. Returning players who were first- or second-team All-OVC selections last year were automatic selections to the preseason team this year.

**NFL Connections:** There are currently 13 former OVC players on NFL rosters (8 active, 4 practice squad and 1 IR). Overall the OVC has produced at least one NFL Draft Pick in 14 of the past 19 years (2003-21). In January 2020, Eastern Illinois alum Jimmy Garoppolo became just the eighth former FCS quarterback to start a Super Bowl, doing so with the San Francisco 49ers. For Super Bowl LV in February 2021, there were four participants with OVC connections including a player (Josh Pearson), a coach (Rick Christophel), an official (Jabir Walker) and a broadcaster (Tony Romo).

**Romo Becomes Sixth College Football Hall of Famer With OVC Connections:** In December 2021 former Eastern Illinois quarterback Tony Romo was inducted into the College Football Hall of Fame Class. Romo is the third player that played in the OVC to be inducted into the College Football Hall of Fame joining Jim Youngblood from Tennessee Tech and George Floyd Jr., from Eastern Kentucky. Three former head coaches from the OVC have also been inducted into the College Football Hall of Fame with Roy Kidd (Eastern Kentucky), James "Boots" Donnelly (Middle Tennessee/Austin Peay) and Frank Beamer (Murray State). At EIU Romo was the winner of the 2002 Walter Payton Award as the top player in the FCS. After going undrafted in 2003, he would put together a standout NFL career with the Dallas Cowboys from 2003-16. The four-time Pro Bowl selection holds Cowboy records for career passing yards and passing touchdowns. Since retiring with the Cowboys, Romo has served as the lead color analyst for CBS' NFL telecasts, working alongside Jim Nantz.

**ESPN+:** This season every Conference football game (and select non-conference contests) will be broadcast on ESPN+. This marks the fifth year of the OVC's deal with ESPN+, the multi-sport, direct-to-consumer video service from The Walt Disney Company's Direct-to-Consumer & International segment. Fans can subscribe to ESPN+ for \$9.99 a month (or \$99.99 per year) or as part of a bundle with Disney+ and ad-supported Hulu (\$13.99/month). ESPN+ is an integrated part of the ESPN App and (on mobile and connected devices) and ESPN.com. More information can be found at [www.OVCsports.com/ESPN](http://www.OVCsports.com/ESPN).



NO.	NAME	POS	HT	WT	YR	HOMETOWN/HIGH SCHOOL
0	Jayden Littlejohn	DB	5-8	174	Fr.	St. Louis, Mo./Parkway Central
1	Kobe Smith	WR	6-2	176	Sr.	Compton, Calif./Junipero Serra
2	Cole Dugger	QB	6-1	182	So.	Dwasso, Okla./Dwasso
3	Darion Bolden	DB	5-9	187	Sr.	St. Louis, Mo./Trinity
4	Cade Brister	QB	6-0	222	Sr.	O'Fallon, Mo./Fort Zumwalt North
5	Dominique Thornhill	LB	5-10	226	Sr.	St. Louis, Mo./Fort Zumwalt East
6	Carter Davis	QB	6-1	177	Fr.	Eureka, Mo./Eureka
7	Lloyd Lockett	DB	5-10	203	Sr.	Platte City, Mo./Platte County
8	Moses Ale	DL	6-2	258	Jr.	Carson, Calif./Carson
10	Spencer Redd	WR	5-9	184	Jr.	Springfield, Ill./Sacred Heart-Griffin
11	Mann McGruder	DB	5-10	194	Jr.	St. Louis, Mo./Ritenour
12	Jalen Bethany	WR	5-10	170	So.	St. Louis, Mo./St. Mary's
13	Dom McManus	WR	6-0	198	Jr.	San Diego, Calif./Ramona
14	Sammy Muniz	DB	6-0	182	Sr.	Tucson, Ariz./Salpointe Catholic
15	Jayden Patrick	DB	5-11	174	Fr.	Tulsa, Okla./Jenks
16	Jordan Lawrence	DL	6-2	244	So.	Bloomington, Ill./Normal Community
17	Payton Rose	WR	6-0	193	Sr.	Cumberland, Wis./Cumberland
18	Chase Lanckriet	TE	6-3	241	Jr.	Windsor, Colo./Windsor
19	Jeff Caldwell	WR	6-4	190	Fr.	Louisville, Ky./Butler
20	Robert Giaimo	RB	5-8	185	So.	Bartlett, Tenn./Bartlett
21	Kai Ross	DB	6-2	205	Sr.	Huntington Beach, Calif./Huntington Beach
22	Andrew Martin	RB	5-8	178	Jr.	Holden, Mo./Holden
23	Devon Edwards	LB	6-2	220	So.	Longmont, Colo./Mead
24	Wesley Hines	DB	6-1	196	Jr.	Lake Saint Louis, Mo./Liberty
25	Tra Ranson	LB	6-0	219	So.	Sikeston, Mo./Sikeston
26	Jayce Conklin	DB	6-0	200	Jr.	Lincoln, Neb./Lincoln Southwest
28	Justin Williams	RB	5-8	186	Jr.	St. Louis, Mo./CBC
29	Donovan Marshall	RB	6-0	192	Sr.	St. Louis, Mo./Lutheran North
30	Darius Ragland	DB	6-0	187	Fr.	Carbondale, Ill./Carbondale
31	Matt Barnett	LB	6-3	211	So.	Cedar Rapids, Iowa/Alburnett
32	Clark Whitaker	LB	5-11	187	Jr.	Dallas, Texas/Hebron
33	Jared Rhodes	RB	5-11	199	Fr.	St. Louis, Mo./Ladue
34	Donnie Wingate	DL	6-2	228	Fr.	Choctaw, Okla./Choctaw
35	Sterlin Williams	DL	6-3	235	Jr.	Zephyrhills, Fla./Zephyrhills
36	Chase Giorgi	LB	5-9	199	Jr.	St. Louis, Mo./Oakville
37	Dominique Lyons	DB	6-0	184	Fr.	Kansas City, Mo./Staley
38	Jaden Savage	DB	5-11	193	Fr.	Chicago Heights, Ill./Bloom Township
39	Brett Hiatt	DB	6-1	202	So.	Wentzville, Mo./Timberland
40	Tyrone Griffin	LB	6-3	208	So.	Brownsburg, Ind./Brownsburg
42	Luke Desherow	DL	6-4	238	Fr.	Mt. Prospect, Ill./Loyola Academy
43	Logan Seibert	K	5-10	184	So.	Belleville, Ill./Belleville West
44	David Whittemore	LB	6-1	225	So.	Indianapolis, Ind./Bishop Chatard
45	Gus Hetzel	DB	5-11	193	Fr.	Weldon Spring, Mo./Francis Howell
46	Frank Caldwell	DL	6-0	235	So.	Louisville, Ky./Butler Traditional
47	Jack McCormick	DB	6-0	197	Fr.	Dardenne Prairie, Mo./St. Dominic
48	Alex Scharf	TE	6-3	265	Sr.	Decatur, Ill./Mount Zion
49	Jackson Hetzel	LB	6-3	218	Fr.	Weldon Spring, Mo./Francis Howell
50	Anthony Tocchini	DL	6-3	274	Fr.	Denver, Colo./Regis Jesuit
51	Connor Mazzotta	DL	5-11	260	Sr.	Murrietta, Calif./Murrietta Mesa
52	Asa Baker	DL	6-1	294	Jr.	Kimberling City, Mo./Reeds Spring
53	Branden Stearman	LB	6-0	233	Fr.	Louisville, Ky./Trinity
54	Nelson Pipes	LS	6-0	223	Fr.	Hallsville, Mo./Hallsville
55	Aaron Kness	LB	6-0	232	Fr.	Greeley, Colo./Northridge
56	Dylan Petti	DL	6-2	306	Sr.	Riverside, Calif./Notre Dame
57	Sean Owens	DL	6-1	237	Jr.	Newport Beach, Calif./Corona Del Mar
58	Brenden Dye	LB	6-1	198	Fr.	Dwasso, Okla./Dwasso

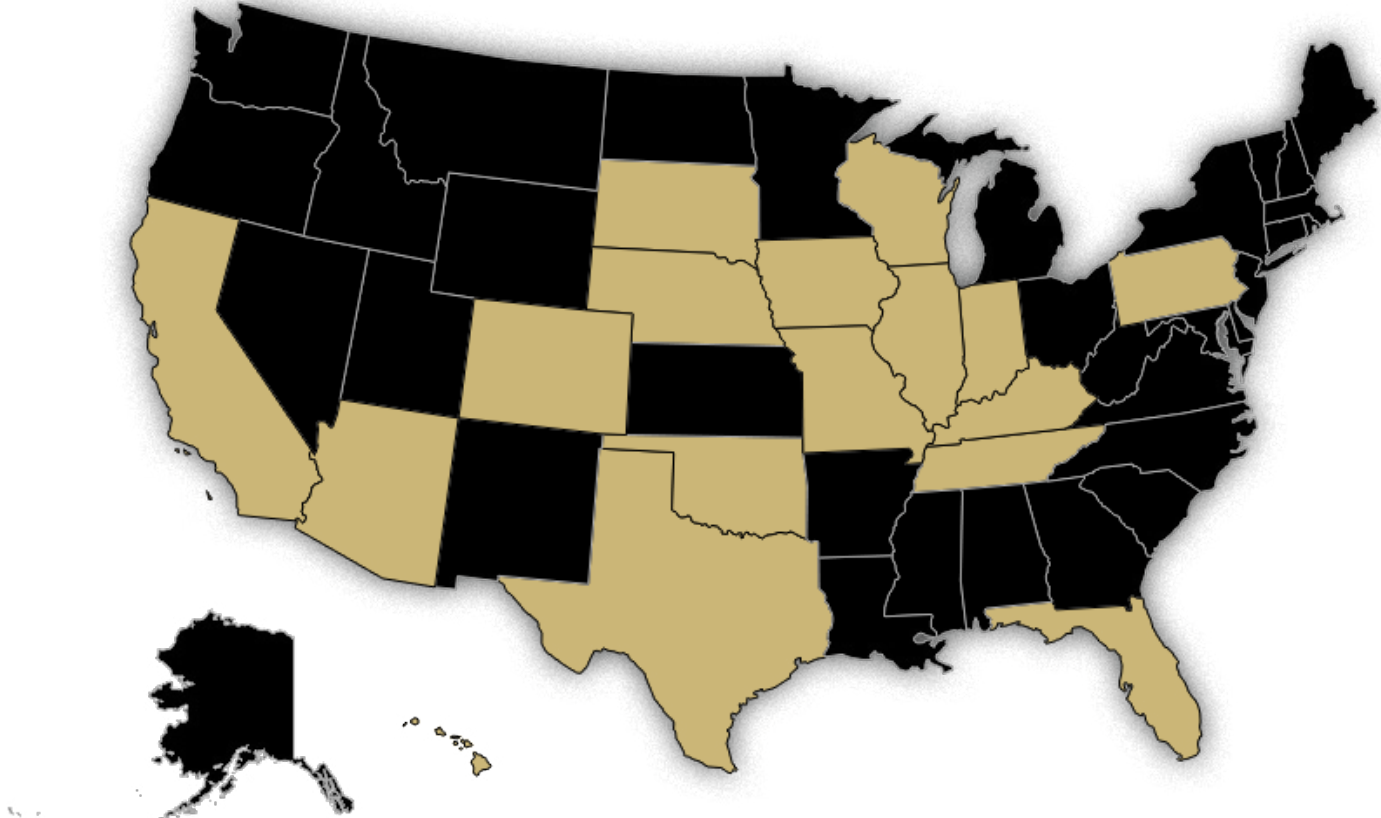
NO.	NAME	POS	HT	WT	YR	HOMETOWN/HIGH SCHOOL
59	Kevin Re	LB	5-11	225	Fr.	St. Louis, Mo./Chaminade
64	Alex Solak	DL	6-1	294	So.	Menasha, Wis./Menasha
65	AJ Gonzalez	DL	6-6	358	Fr.	Fairfield, Ill./Fairfield Community
66	Anthony Enlow	DL	6-3	316	Fr.	Vandalia, Ill./Vandalia
68	Joe Becker	DL	6-3	294	So.	Hillsboro, Mo./Hillsboro
71	Jacob Swihart	DL	6-2	320	So.	Ballwin, Mo./Parkway West
73	Adel Mountassir	DL	6-3	275	Fr.	St. Charles, Mo./Francis Howell North
74	Ethan Johnson	DL	6-3	285	So.	Normal, Ill./Normal Community
76	John Wilson	DL	6-5	297	Fr.	St. Charles, Mo./St. Charles West
77	Blake Rogenhofer	DL	6-3	295	Sr.	Overland, Mo./Ritenour
78	Gareth Warren	DL	6-5	313	So.	Kailua Kona, Hawaii/Kealakehe
79	Addison Darcy	DL	6-3	279	So.	State College, Pa./State College
80	Jaden Kohls	WR	5-11	180	Jr.	Omaha, Neb./Westside
82	Caleb Urwiller	WR	6-1	175	Sr.	Greeley, Colo./Dayspring Christian Academy
83	Luis Ramos	TE	6-2	246	So.	Mexico City, Mexico/Sierra Nevada
84	Abe Haerr	TE	6-4	220	Fr.	Taylor, Mo./Palmyra
85	Jared Farney	DL	6-1	204	Fr.	Eureka, Ill./Eureka
86	Darrin Fugitt	TE	6-3	228	Fr.	Bolivar, Mo./Bolivar
87	Lucas Allen	TE	6-4	223	Fr.	Arnold, Mo./Fox
88	Aiden Jones	WR	6-0	194	So.	Belleville, Ill./Mascoutah
89	Tyus Hanson	TE	6-3	236	So.	Sioux Falls, S.D./Washington
90	Riley Ripper	K	5-11	206	Sr.	East Alton, Ill./Roxana
91	Kobe McClendon	DL	6-1	247	Fr.	St. Louis, Mo./St. Mary's
92	Dayle Palmer	DL	6-1	308	Jr.	Lakeland, Fla./Lakeland Christian
93	Cruz Masten	DL	5-11	274	Fr.	Centennial, Colo./Valor Christian
94	Darion Mullins	DL	6-2	262	So.	St. Louis, Mo./SLUH
95	Patrick Turner	K	6-2	210	Fr.	Melbourne, Australia/
96	Justin Aletor	DL	6-1	291	Fr.	Avondale, Ariz./Agua Fria
98	Devan Tursini-White	DL	6-0	285	Jr.	Mesa, Ariz./Corona Del Sol
99	Tayvian Weary	DL	5-10	296	Sr.	St. Louis, Mo./Vianney
	John Anthony	DB	6-3	192	Fr.	Venice, Fla./Venice
	Tre Bell	DB	6-1	178	Fr.	Ballwin, Mo./Parkway West
	Jack Berry	LS	6-0	261	Fr.	Weldon Spring, Mo./Francis Howell
	Mason Brown	QB	6-3	212	Fr.	Fenton, Mo./Rockwood Summit
	Brayden Darrell	DL	6-1	213	Fr.	Bixby, Okla./Bixby
	Maika Finau	DL	6-0	349	Fr.	Makawao, Hawaii/Summit
	Ty Johnson	DL	6-4	264	Fr.	Apple Valley, Calif./Apple Valley
	Drew Krobath	WR	6-2	195	Fr.	Fenton, Mo./Rockwood Summit
	Colin Krzeczowski	DL	6-5	271	Fr.	Lockport, Ill./Lockport Township
	Arthur Liebau	K	6-0	185	Fr.	Mequon, Wis./Homestead
	Hunter Neely	LB	6-0	223	Fr.	Celina, Texas/Celina
	Nolan O'Hara	LB	5-11	203	Fr.	Coatesville, Pa./Coatesville Area
	Will Stemler	LB	6-1	227	Fr.	Sierra Vista, Ariz./Buena
	Khalid Stewart	DB	5-10	171	Fr.	St. Louis, Mo./DeSmet
	Ronnie Thomas Jr.	WR	5-10	185	Fr.	Dwasso, Okla./Dwasso
	Emaud Triplett	LB	5-9	197	Fr.	Dwasso, Okla./Dwasso

PRONUNCIATION GUIDE

#2 Cole Dugger - Doug - Urr	#39 Brett Hiatt - Hi - It	#59 Kevin Re - Ray	#86 Darrin Fugitt - Few - Get	Jed Stugart - Stu - Gurt
#8 Moses Ale - Ahh - Lay	#42 Luke Desherow - Desh - A - Row	#71 Jacob Swihart - Sw - eye - Hart	#96 Justin Aletor - Al - It - Or	Dusty Havorka - Ho - Vor - Ka
#14 Sammy Muniz - Mew - Nez	#43 Logan Seibert - Sigh - Burt	#73 Adel Mountassir - Mount - uh - sear	#98 Devan Tursini-White - Turr - See - Knee	Eric Inama - Eye - Nam - Uh
#18 Chase Lanckriet - Lawn - Creet	#50 Anthony Tocchini - (Like Zuccini) - Toe - Keen - E	#77 Blake Rogenhofer - Rogan - hoff - err		Jarrett Grabbe - Grab
#20 Robert Giaimo - G - Ah - Moe	#51 Connor Mazzotta - Muh - Zoe - Tuh	#82 Caleb Urwiller - Urr - Why - Lurr		Tore Hurst - Tor - Ay
#23 Devon Edwards - Devin	#55 Aaron Kness - Ness	#83 Luis Ramos - Lou - ees, Rahh - Moes		
#36 Chase Giorgi - G - Or - G	#56 Dylan Petti - Pet - E	#84 Abe Haerr - Hair		



LIONS BY STATE



**Arizona - 4**

Justin Aletor  
Sammy Muniz  
Will Stemler  
Devan Tursini-White

**California - 8**

Moses Ale  
Ty Johnson  
Connor Mazzotta  
Dom McManus  
Sean Owens  
Dylan Petti  
Kai Ross  
Kobe Smith

**Colorado - 6**

Devon Edwards  
Aaron Kness  
Chase Lanckriet  
Cruz Masten  
Anthony Tocchini  
Caleb Urwiller

**Florida - 3**

John Anthony  
Dayle Palmer  
Sterlin Williams

**Hawaii - 2**

Maika Finau  
Gareth Warren

**Illinois - 14**

Luke Desherow  
Anthony Enlow  
Jared Farney  
AJ Gonzalez  
Ethan Johnson  
Aiden Jones  
Colin Krzeczowski  
Jordan Lawrence  
Darius Ragland  
Spencer Redd  
Riley Ripper  
Jaden Savage  
Alex Scharf  
Logan Seibert

**Indiana - 2**

Tyrone Griffin  
David Whittemore

**Iowa - 1**

Matt Barnett

**Kentucky - 3**

Jeff Caldwell  
Frank Caldwell  
Branden Stearman

**Missouri - 40**

Lucas Allen  
Asa Baker  
Joe Becker  
Tre Bell  
Jack Berry  
Jalen Bethany  
Darion Bolden  
Cade Brister  
Mason Brown  
Carter Davis  
Darrin Fugitt  
Chase Giorgi  
Abe Haerr  
Gus Hetzel  
Jackson Hetzel  
Brett Hiatt  
Wesley Hines  
Drew Krobath  
Jayden Littlejohn  
Lloyd Lockett  
Dominique Lyons  
Donovan Marshall  
Andrew Martin  
Kobe McClendon  
Jack McCormick  
Mann McGruder  
Adel Mountassir  
Darion Mullins  
Nelson Pipes

Tra Ranson  
Kevin Re  
Jared Rhodes  
Blake Rogenhofer  
Khalid Stewart  
Jacob Swihart  
Dominique Thornhill  
Tayvian Weary  
Justin Williams  
John Wilson

**Nebraska - 2**

Jayce Conklin  
Jaden Kohls

**Oklahoma - 7**

Brayden Darrell  
Cole Dugger  
Brenden Dye  
Ronnie Thomas Jr.  
Jayden Patrick  
Emaud Triplett  
Donnie Wingate

**Pennsylvania - 2**

Addison Darcy  
Nolan O'Hara

**South Dakota - 1**

Tyus Hanson

**Tennessee - 1**

Robert Giaimo

**Texas - 2**

Hunter Neely  
Clark Whitaker

**Wisconsin - 3**

Arthur Liebau  
Payton Rose  
Alex Solak

**International**

















































**Australia - 1**

Patrick Turner

**Mexico - 1**

Luis Ramos



 Moses Ale JR - DL	 Justin Aletor FR - DL	 Lucas Allen FR - TE	 John Anthony FR - DB	 Asa Baker JR - DL	 Matt Barnett SO - LB	 Joe Becker SO - DL	 Tre Bell FR - DB
 Jack Berry FR - LS	 Jalen Bethany SO - WR	 Darion Bolden SR - DB	 Cade Brister SR - DB	 Mason Brown FR - QB	 Frank Caldwell SO - DL	 Jeff Caldwell FR - WR	 Jayce Conklin JR - DB
 Addison Darcy SO - DL	 Brayden Darrell FR - DL	 Carter Davis FR - QB	 Luke Dasherow FR - DL	 Cole Dugger SO - QB	 Brenden Dye FR - LB		 Anthony Enlow FR - DL
 Jared Farney FR - DL	 Maika Finau FR - DL	 Darrin Fugitt FR - TE	 Robert Giaimo SO - RB	 Chase Giorgi JR - LB	 AJ Gonzalez FR - DL	 Tyrone Griffin LB - SO	 Abe Haerr FR - TE
 Tyus Hanson SO - TE	 Gus Hetzel FR - DB	 Jackson Hetzel FR - LB	 Brett Hiatt SO - DB	 Wesley Hines SO - DB	 Ethan Johnson FR - DL	 Ty Johnson FR - DL	 Aiden Jones SO - WR
 Aaron Kness FR - LB	 Jaden Kohls JR - WR	 Drew Krabath FR - WR	 Colin Krzeczowski FR - DL	 Chase Lanckriet JR - TE	 Jordan Lawrence SO - DL	 Arthur Liebau FR - K	 Jayden Littlejohn FR - DB



Lloyd Lockett  
SR - DB



Dominique Lyons  
FR - DB



Donovan Marshall  
SR - RB



Andrew Martin  
JR - RB



Cruz Masten  
FR - DL



Connor Mazzotta  
SR - OL



Kobe McClendon  
FR - DL



Jack McCormick  
FR - DB



Mann McGruder  
JR - DB



Dom McManus  
JR - WR



Adel Mountassir  
FR - OL



Andrew Martin  
SO - RB




Darion Mullins  
SO - DL



Sammy Muniz  
SR - DB



Hunter Neely  
FR - LB



Nolan O'Hara  
FR - LB




Sean Owens  
JR - DL



Dayle Palmer  
JR - DL



Jayden Patrick  
FR - DB



Dylan Petti  
SR - DL



Nelson Pipes  
FR - LS



Darius Ragland  
FR - DB



Luis Ramos  
SO - TE



Tra Ranson  
SO - LB



Kevin Re  
FR - LB



Spencer Redd  
JR - WR



Jared Rhodes  
FR - RB




Riley Ripper  
SR - K



Blake Rogenhofer  
SR - DL



Payton Rose  
SR - WR



Kai Ross  
SR - DB



Jaden Savage  
FR - DB



Alex Scharf  
SR - TE



Logan Seibert  
FR - K



Kobe Smith  
SR - WR



Alex Solak  
SO - OL



Branden Stearman  
FR - LB



Will Stemler  
FR - LB



Khalid Stewart  
FR - DB



Jacob Swihart  
SO - OL



Ronnie Thomas Jr.  
FR - WR



Dominique Thornhill  
SR - LB




Anthony Tocchini  
FR - OL




Emaud Triplett  
FR - LB



Patrick Turner  
FR - K



Devan Tursini-White  
JR - DL




Caleb Urwiller  
SR - WR



Gareth Warren  
SO - OL



Tayvian Weary  
SR - DL



Clark Whitaker  
JR - LB



David Whittemore  
FR - LB



Justin Williams  
SO - RB



Sterlin Williams  
JR - DL



John Wilson  
FR - DL



Donnie Wingate  
FR - DL



### HARLEN C. HUNTER STADIUM

Hunter Stadium is one of the busiest places on campus throughout the year. It is the home for Lindenwood football, men's and women's soccer, field hockey, and men's and women's lacrosse. The stadium was built in 1976 by the St. Louis football Cardinals as a place to hold their training camp. In 1988, the stadium was renovated and a new artificial turf was installed. Eleven years later in 1999, Hunter Stadium debuted a new turf called Astro Play. After the 2004 season, Hunter Stadium would undergo its biggest renovation. The stadium was to be completely renovated, including end zone seating, a brand new two-story press box with luxury boxes, and a new concession area.

In 2009, the playing surface at the facility was replaced with Enviroturf. The next renovation was more of an addition. The Student-Athlete Center, an academic success center including coaches' offices, and new locker rooms, was built in 2012. The three-story building was added behind the south end zone. In 2018 a new Ram Turf surface was placed on the field.

The stadium hosted NAIA football playoff games in 2004, 2008, 2009, and 2010 and the NAIA Women's Soccer National Championships in 2001 and 2002. In 2009, 2010, and 2015, the St. Louis Rams held training camp scrimmages at Hunter Stadium. Each of the three games drew over 5,000 spectators. During the NFL lockout in 2011, several St. Louis Rams players chose Lindenwood for offseason training. The stadium is named after Dr. Harlen C. Hunter, who founded the St. Louis Orthopedic Sports Medicine Clinic in Chesterfield in 1979, the first clinic of its kind in the St. Louis area. Hunter's contributions were the key to the upgrades of the playing surface in 1988.

#### STADIUM FACTS

Capacity	6,000
Surface	Ram Turf
Location	St. Charles, Mo.
First Game	1990
First Opponent	Dana (Neb.)
Score	Lindenwood 21-14
All-Time Home Record	100-74



#### YEAR-BY-YEAR HOME RECORDS

YEAR	RECORD
1990	5-2
1991	2-3
1992	1-4
1993	2-4
1994	2-2
1995	4-3
1996	3-2
1997	4-1
1998	3-1
1999	3-2
2000	1-6
2001	3-2
2002	1-4
2003	3-3
2004	5-1
2005	4-1
2006	4-2
2007	5-0
2008	6-0
2009	7-0
2010	5-1
2011	5-1
2012	4-2
2013	2-3
2014	0-5
2015	2-4
2016	2-3
2017	2-4
2018	0-5
2019	5-1
2020	0-0
2021	4-1
2022	1-1
<b>Overall</b>	<b>100-74</b>



**FCS COACHES POLL**

RANK	SCHOOL (FIRST-PLACE VOTES)	2022 RECORD	POINTS	PREVIOUS RANK
1	South Dakota State (26)	6-1	671	3
2	Montana State	6-1	621	4
3	Sacramento State (1)	6-0	616	5
4	North Dakota State	5-2	593	1
5	Weber State	6-0	573	6
6	Jackson State	6-0	513	7
7	Montana	5-1	482	2
8	Chattanooga	5-1	468	9
9	Holy Cross	6-0	467	8
10	UIW	6-1	438	10
11	Mercer	6-1	403	11
12	Delaware	6-1	371	12
13	William & Mary	5-1	343	13
14	UT Martin*#	4-2	295	14
15	Samford	5-1	286	15
16	Fordham	6-1	278	17
17	Southern Illinois	5-2	237	19
18	Southeast Missouri State*#	5-1	171	21
19	Rhode Island	4-2	170	22
20	Stephen F. Austin	4-3	147	20
21	Richmond	4-2	124	25
22	Austin Peay	5-2	93	24
23	Princeton	5-0	87	23
24	Idaho	4-2	57	NR
25	Elon	5-2	56	18

\* - DVC School | # - 2022 Opponent

Dropped Out: Villanova (16)  
 Others Receiving Votes: North Carolina Central, 48; Furman, 39; Villanova, 31; North Dakota, 23; New Hampshire, 18; Penn, 14; Florida A&M, 11; Abilene Christian, 10; St. Thomas (Minn.), 7; Merrimack, 5; Eastern Kentucky, 4; Illinois State, 2; Campbell, 1; Hampton, 1; Stetson, 1.

AS OF 10/17/22

**STATS PERFORM FCS TOP 25**

RANK	SCHOOL (FIRST-PLACE VOTES)	2022 RECORD	POINTS	PREVIOUS RANK
1	South Dakota State	6-1	1,346	2
2	Sacramento State	6-0	1,243	5
3	Montana State	6-1	1,225	4
4	North Dakota State	5-2	1,208	1
5	Weber State	6-0	1,145	6
6	Holy Cross	6-0	983	7
7	Montana	5-1	945	3
8	UIW	6-1	940	T-8
9	Jackson State	6-0	907	T-8
10	Chattanooga	5-1	859	10
11	Mercer	6-1	785	12
12	William & Mary	5-1	784	11
13	Delaware	5-1	713	13
14	Southern Illinois	5-2	602	16
15	Samford	5-1	588	15
16	Southeast Missouri*#	5-1	441	18
17	Idaho	4-2	424	NR
18	UT Martin*#	4-2	380	19
19	Richmond	4-2	364	21
20	North Dakota	4-2	354	20
21	Elon	5-2	285	14
22	Rhode Island	3-2	246	T-25
23	Fordham	6-1	231	22
24	Austin Peay	5-2	153	24
25	New Hampshire	5-2	87	NR

\* - DVC School | # - 2022 Opponent

Dropped Out: Villanova (17), Eastern Kentucky (23), Southeastern Louisiana (25-tie)  
 Others Receiving Votes (schools listed on two or more ballots): Villanova (3-3, 1-2 CAA) 74, Furman (5-2, 3-1 Southern) 52, Southeastern Louisiana (3-3, 1-1 Southland) 43, Stephen F. Austin (4-3, 3-0 ASUN-WAC) 36, Princeton (5-0, 2-0 Ivy) 20, Campbell (4-2, 2-0 Big South) 19, Missouri State (2-4, 0-3 Missouri Valley) 18, North Carolina Central (5-1, 1-0 MEAC) 13, Illinois State (4-2, 2-1 Missouri Valley) 12, Eastern Kentucky (3-3, 3-2 ASUN-WAC) 11, Abilene Christian (5-2, 4-1 ASUN-WAC) 9  
 AS OF 10/17/22

**OHIO VALLEY CONFERENCE STANDINGS**

SCHOOL	CONF	CONF %	CONF HOME	CONF. AWAY	CONF. STREAK	OVERALL	WIN %	HOME	AWAY	NEUTRAL	STREAK
UT Martin	3-0	1.000	2-0	1-0	W3	4-2	.667	3-0	1-2	0-0	W3
Southeast Missouri	2-0	1.000	1-0	1-0	W2	5-1	.833	3-0	2-1	0-0	W5
Eastern Illinois	1-0	1.000	0-0	1-0	W1	2-4	.333	1-2	1-2	0-0	L1
Tennessee State	1-0	1.000	0-0	1-0	W1	2-4	.333	1-1	1-2	0-1	W2
<b>LINDENWOOD</b>	<b>0-2</b>	<b>.000</b>	<b>0-1</b>	<b>0-1</b>	<b>L2</b>	<b>4-2</b>	<b>.667</b>	<b>1-1</b>	<b>3-1</b>	<b>0-0</b>	<b>W2</b>
Tennessee Tech	0-3	.000	0-1	0-2	L3	1-5	.167	1-2	0-3	0-0	L4
Murray State	0-2	.000	0-2	0-0	L2	0-7	.000	0-3	0-4	0-0	L7

AS OF 10/17/22

**OVC PLAYERS OF THE WEEK**

OFFENSIVE PLAYER OF THE WEEK				DEFENSIVE PLAYER OF THE WEEK				SPECIAL TEAMS PLAYER OF THE WEEK				NEWCOMER OF THE WEEK			
Week	Name	Position	School	Week	Name	Position	School	Week	Name	Position	School	Week	Name	Position	School
1	Devon Starling*	RB	TSU	1	Shaun Lewis	DB	UTM	1	Stone Galloway	K	EIU	1	Shaun Lewis	DB	UTM
1	Zak Wallace*	RB	UTM	<b>2</b>	<b>TYRONE GRIFFIN*</b>	<b>LB</b>	<b>LU</b>	<b>2</b>	<b>LOGAN SEIBERT*</b>	<b>K</b>	<b>LU</b>	2	Paxton DeLaurent	QB	SEMO
2	Paxton DeLaurent	QB	SEMO	2	John H. Ford*	LB	UTM	2	DC Pippin*	K	SEMO	3	Paxton DeLaurent	QB	SEMO
<b>3</b>	<b>CADE BRISTER</b>	<b>QB</b>	<b>LU</b>	3	Bryce Norman	LB	SEMO	3	Trey Wilhoit	P	EIU	4	Paxton DeLaurent*	QB	SEMO
4	Zak Wallace	RB	UTM	4	Eljawah Tolbert	LB	EIU	4	Dalyn McDonald	RS	SEMO	4	Sam Franklin*	RB	UTM
5	Geno Hess	RB	SEMO	5	Shaun Lewis	DB	UTM	5	Kaleb Mosley	K/P	TSU	5	Paxton DeLaurent*	QB	SEMO
<b>6</b>	<b>CADE BRISTER</b>	<b>QB</b>	<b>LU</b>	6	Lawrence Johnson	DB	SEMO	6	Tyler Larco	K/P	UTM	5	DJ Nelson*	TE	UTM
<b>7</b>	<b>CADE BRISTER</b>	<b>QB</b>	<b>LU</b>	7	Alexander Oyawale	LB	EIU	<b>7</b>	<b>LOGAN SEIBERT*</b>	<b>K</b>	<b>LU</b>	6	Paxton DeLaurent*	QB	SEMO
								7	Trey Wilhoit*	P	EIU	6	DeVonte Tanksley*	WR	UTM
												<b>7</b>	<b>KOBE SMITH</b>	<b>WR</b>	<b>LU</b>

\* - Co Player of the Week



## 2022 DEPTH CHART

LINDENWOOD OFFENSE					
POS	NO	NAME	HT	WT	YR
QB	4	Cade Brister	6-0	222	Sr.
	2	Cole Dugger	6-1	182	So.
RB	22	Andrew Martin	5-8	178	Jr.
	33	Jared Rhodes	5-11	200	Fr.
WR	17	Payton Rose	6-0	193	Sr.
	19	Jeff Caldwell	6-4	190	Fr.
WR	10	Spencer Redd	5-9	184	Jr.
	13	Dom McManus	6-0	198	Jr.
WR	1	Kobe Smith	6-2	176	Sr.
	12	Jalen Bethany	5-10	170	So.
TE	18	Chase Lanckreit	6-3	241	Jr.
	89	Tyus Hanson	6-3	236	So.
LT	77	Blake Rogenhofer	6-3	295	Sr.
	68	Joe Becker	6-3	294	So.
LG	78	Gareth Warren	6-5	313	So.
	66	Anthony Enlow	6-3	316	Fr.
C	51	Connor Mazzotta	5-11	260	Sr.
	64	Alex Solak	6-1	294	So.
RG	52	Asa Baker	6-1	294	Jr.
	71	Jacob Swihart	6-2	320	So.
RT	74	Ethan Johnson	6-3	285	So.
	50	Anthony Tocchini	6-3	274	Fr.
LINDENWOOD SPECIAL TEAMS					
K	43	Logan Seibert	5-10	184	So.
H	2	Cole Dugger	6-1	182	So.
P	90	Riley Ripper	5-11	206	Sr.
LS	54	Nelson Pipes	6-0	223	Fr.

LINDENWOOD DEFENSE					
POS	NO	NAME	HT	WT	YR
DE	91	Kobe McClendon	6-1	247	Fr.
	16	Jordan Lawrence	6-2	245	So.
DT	8	Moses Ale	6-2	258	Jr.
	94	Darion Mullins	6-2	262	So.
DT	56	Dylan Petti	6-2	306	Sr.
	99	Tayvian Weary	5-10	296	Sr.
DE	35	Sterlin Williams	6-3	235	Jr.
	42	Luke Desherow	6-4	238	Fr.
LB	40	Tyrone Griffin	6-3	208	So.
	25	Tra Ranson	6-0	219	So.
LB	44	David Whitemore	6-1	225	Fr.
	58	Brenden Dye	6-1	205	Fr.
LB	23	Devon Edwards	6-2	220	So.
	36	Chase Giorgi	5-9	200	Jr.
CB	3	Darion Bolden	5-9	187	Sr.
	15	Jayden Patrick	5-11	175	Fr.
S	7	Lloyd Lockett	5-10	203	Sr.
	11	Mann McGruder	5-10	194	Jr.
S	21	Kai Ross	6-2	205	Sr.
	39	Brett Hiatt	6-1	202	So.
CB	24	Wesley Hines	6-1	196	Jr.
	26	Jayce Conklin	6-0	200	Jr.
LINDENWOOD SPECIAL TEAMS					
KR	10	Spencer Redd	5-9	184	Jr.
	22	Andrew Martin	5-8	178	Jr.
PR	10	Spencer Redd	5-9	184	Jr.
	17	Payton Rose	6-0	193	Sr.

## 2022 STATISTICS

#	Rushing	GP	ATT	GAIN	LOSS	NET	AVG	TD	LG	AVG/G
22	Martin, Andrew	6	73	426	4	422	5.8	3	63	70.33
4	Brister, Cade	6	88	415	134	281	3.2	7	26	46.83
28	Williams, Justin	5	31	157	1	156	5.0	2	24	31.20
20	Gaiamo, Robert	2	24	115	8	107	4.5	0	20	53.50
33	Rhodes, Jared	2	2	13	0	13	6.5	0	12	6.50
2	Dugger, Cole	6	1	12	0	12	12.0	0	12	2.00
29	Marshall, Donovan	3	3	12	0	12	4.0	0	6	4.00
	Team	6	7	0	21	-21	-3.0	0	0	-3.50
	<b>Total</b>	<b>6</b>	<b>229</b>	<b>1150</b>	<b>168</b>	<b>982</b>	<b>4.3</b>	<b>12</b>	<b>63</b>	<b>163.67</b>
	<b>Opponents</b>	<b>6</b>	<b>198</b>	<b>1339</b>	<b>108</b>	<b>1231</b>	<b>6.2</b>	<b>13</b>	<b>97</b>	<b>205.17</b>
#	Passing	GP	Rating	COMP-ATT-INT	PCT	YDS	TD	LG	AVG/G	
4	Brister, Cade	6	143.48	147-233-7	63.09 %	1925	12	78	320.83	
2	Dugger, Cole	6	127.51	8-14-0	57.14 %	78	1	33	13.00	
17	Rose, Payton	6	0.00	0-1-0	0.00 %	0	0	0	0.00	
	<b>Total</b>	<b>6</b>	<b>142.00</b>	<b>155-248-7</b>	<b>62.50 %</b>	<b>2003</b>	<b>13</b>	<b>78</b>	<b>333.83</b>	
	<b>Opponents</b>	<b>6</b>	<b>143.25</b>	<b>126-207-0</b>	<b>60.87 %</b>	<b>1598</b>	<b>11</b>	<b>75</b>	<b>266.33</b>	
#	Receiving	GP	NO	YDS	AVG	TD	LG	AVG/G		
17	Rose, Payton	6	36	605	16.81	3	41	100.83		
1	Smith, Kobe	6	35	462	13.20	5	78	77.00		
18	Lanckreit, Chase	6	20	264	13.20	0	58	44.00		
10	Redd, Spencer	6	13	151	11.62	0	37	25.17		
22	Martin, Andrew	6	14	124	8.86	0	22	20.67		
12	Bethany, Jalen	6	10	105	10.50	1	30	17.50		
19	Caldwell, Jeff	4	5	67	13.40	1	25	16.75		
86	Fugitt, Darrin	3	5	62	12.40	1	34	20.67		
28	Williams, Justin	5	4	59	14.75	0	29	11.80		
84	Haerr, Abe	5	5	43	8.60	1	20	8.60		
20	Gaiamo, Robert	2	5	37	7.40	0	15	18.50		
13	McManus, Dom	6	2	20	10.00	1	15	3.33		
89	Hanson, Tyus	3	1	4	4.00	0	4	1.33		
	<b>Total</b>	<b>6</b>	<b>155</b>	<b>2003</b>	<b>12.92</b>	<b>13</b>	<b>78</b>	<b>333.83</b>		
	<b>Opponents</b>	<b>6</b>	<b>126</b>	<b>1598</b>	<b>12.68</b>	<b>11</b>	<b>75</b>	<b>266.33</b>		

#	Scoring	TD	FG	KICK	RUSH	PAT	Rcv	PASS	DXP	SAF	PTS
43	Seibert, Logan	—	8	21-22	—	—	—	—	—	—	45
4	Brister, Cade	7	—	—	—	—	—	0-3	—	—	42
1	Smith, Kobe	5	—	—	—	—	—	—	—	—	30
22	Martin, Andrew	4	—	—	—	—	—	—	—	—	24
17	Rose, Payton	3	—	—	—	—	—	—	—	—	18
28	Williams, Justin	2	—	—	—	—	—	—	—	—	12
12	Bethany, Jalen	1	—	—	—	—	—	—	—	—	6
19	Caldwell, Jeff	1	—	—	—	—	—	—	—	—	6
86	Fugitt, Darrin	1	—	—	—	—	—	—	—	—	6
84	Haerr, Abe	1	—	—	—	—	—	—	—	—	6
13	McManus, Dom	1	—	—	—	—	—	—	—	—	6
	<b>Total</b>	<b>26</b>	<b>8</b>	<b>21-22</b>	<b>—</b>	<b>—</b>	<b>—</b>	<b>0-3</b>	<b>—</b>	<b>—</b>	<b>201</b>
	<b>Opponents</b>	<b>27</b>	<b>7</b>	<b>26-26</b>	<b>—</b>	<b>—</b>	<b>—</b>	<b>1-1</b>	<b>—</b>	<b>—</b>	<b>211</b>
#	Punt Returns	NO	YRDS	AVG	TD	LG					
10	Redd, Spencer	6	32	5.33	0	19					
12	Bethany, Jalen	1	25	25.00	0	0					
1	Smith, Kobe	2	12	6.00	0	8					
22	Martin, Andrew	0	0	0	1	0					
	<b>Total</b>	<b>9</b>	<b>69</b>	<b>7.67</b>	<b>1</b>	<b>19</b>					
	<b>Opponents</b>	<b>10</b>	<b>42</b>	<b>4.20</b>	<b>0</b>	<b>12</b>					
#	Interceptions	NO	YRDS	AVG	TD	LG					
No data to report.											
#	Kick Returns	NO	YRDS	AVG	TD	LG					
10	Redd, Spencer	12	173	14.42	0	24					
1	Smith, Kobe	3	52	17.33	0	23					
	<b>Total</b>	<b>15</b>	<b>225</b>	<b>15.00</b>	<b>0</b>	<b>24</b>					
	<b>Opponents</b>	<b>18</b>	<b>407</b>	<b>22.61</b>	<b>1</b>	<b>100</b>					
#	Fumble Returns	NO	YRDS	AVG	TD	LG					
7	Lockett, Lloyd	1	11	11.00	0	11					
	<b>Total</b>	<b>1</b>	<b>11</b>	<b>11.00</b>	<b>0</b>	<b>11</b>					



## 2022 DEPTH CHART

MURRAY STATE OFFENSE					
POS	NO	NAME	HT	WT	YR
QB	8	Jayden Stinson	6-0	214	So.
	4	Lucas Maue	6-1	198	Fr.
RB	31	Damonta Witherspoon	5-10	211	So.
	28	Cortez Jones	5-11	239	Fr.
WR	18	Taylor Shields	6-0	190	So.
	80	Dameon Games	5-7	150	Sr.
WR	21	LaMartez Brooks	6-2	208	Sr.
	89	Quindarius Mayes	6-2	205	Fr.
WR	6	DeQuan Dallas	5-10	180	Sr.
	16	Deshun Britten	5-8	171	So.
TE	87	Jake Saathoff	6-3	244	So.
	85	Cole McDowell	6-3	227	So.
LT	67	Jacob Frye	6-6	323	Jr.
	75	Rodreques Boller	6-3	315	Fr.
LG	71	Ashton Flinn	6-4	274	Fr.
	62	Blake Moody	6-3	300	So.
C	63	Levi Nesler	6-1	320	Sr.
	68	Gaige Jacobs	6-3	299	Fr.
RG	69	Cole Williamson	6-6	333	Jr.
	79	Desmond Kelly	6-3	301	Fr.
RT	78	DJ Jones	6-5	338	So.
	77	Henry Kofawa	6-5	368	Fr.
MURRAY STATE SPECIAL TEAMS					
K	39	Aaron Baum	6-2	240	Sr.
P	91	Lewis Halton	6-1	180	Sr.
LS	48	Ben Williamson	5-9	227	Fr.
H	91	Lewis Halton	6-1	180	Sr.

MURRAY STATE DEFENSE					
POS	NO	NAME	HT	WT	YR
DE	93	CJ Barnes	6-5	268	So.
	81	Cam Brown	6-2	267	Sr.
NT	97	Zack Aschemann	6-3	287	Sr.
	99	Donovan McBride	6-2	318	So.
DT	92	Nate Chambers	6-3	294	Sr.
	90	Damonyai Lacey	6-3	288	Fr.
LB	58	Cade Shupperd	6-1	237	So.
	56	Andrew Long	6-2	229	So.
LB	45	Darnel Victor	6-2	229	Sr.
	33	Chris Hill Jr.	6-1	212	So.
LB	34	Eric Samuta	5-11	211	Sr.
	59	Nick Walker	6-1	224	So.
LB	32	Cody Goatley	6-2	219	So.
	9	Lawaun Powell	6-0	227	So.
CB	12	Davontae McKee	5-10	185	Jr.
	26	Justus Johnson	6-1	175	Fr.
S	4	Quinaz Turner	5-10	190	Sr.
	7	Jarad McCray	5-11	200	Jr.
S	8	Jamari Dailey	6-0	185	So.
	19	Dylan Appleton	5-10	200	So.
CB	22	Jaylon Bolden	6-2	208	Sr.
	14	Cayvian Holmes	5-11	190	Jr.
MURRAY STATE SPECIAL TEAMS					
KR	21	LaMartez Brooks	6-2	208	Sr.
	80	Dameon Games	5-7	150	Sr.
PR	21	LaMartez Brooks	6-2	208	Sr.
	80	Dameon Games	5-7	150	Sr.

## 2022 STATISTICS

Rushing										
Player	gp	att	gain	loss	net	avg	td	lg	avg/g	
Jawaun Northington	6	70	292	7	285	4.1	1	20	47.5	
Damonta Witherspoon	5	53	189	33	156	2.9	0	17	31.2	
Cortez Jones	7	37	112	20	92	2.5	0	20	13.1	
Lucas Maue	6	16	64	16	48	3.0	1	19	8.0	
LaMartez Brooks	6	13	43	7	36	2.8	0	11	6.0	
Q'Darryus Jennings	2	9	32	4	28	3.1	0	13	14.0	
Jayden Stinson	4	8	1	45	-44	-5.5	0	1	-11.0	
DJ Williams	1	4	0	21	-21	-5.3	0	0	-21.0	
Kylan Galbreath	2	4	11	1	10	2.5	0	4	5.0	
DeQuan Dallas	7	3	14	0	14	4.7	0	9	2.0	
Jacob Bell	2	1	0	7	-7	-7.0	0	0	-3.5	
Dameon Games	7	1	4	0	4	4.0	0	4	0.6	
Isaac McNamee	1	1	0	4	-4	-4.0	0	0	-4.0	
Team	7	1	0	0	0	0.0	0	0	0.0	
<b>Total</b>	<b>7</b>	<b>221</b>	<b>762</b>	<b>165</b>	<b>597</b>	<b>2.7</b>	<b>2</b>	<b>20</b>	<b>85.3</b>	
<b>Opponents</b>	<b>7</b>	<b>282</b>	<b>1901</b>	<b>149</b>	<b>1752</b>	<b>6.2</b>	<b>24</b>	<b>83</b>	<b>250.3</b>	

Receiving										
Player	gp	no.	yds	avg	td	lg	avg/g			
DeQuan Dallas	7	25	238	9.5	1	32	34.0			
LaMartez Brooks	6	16	208	13.0	2	51	34.7			
Taylor Shields	7	15	326	21.7	3	84	46.6			
Quindarius Mayes	7	13	157	12.1	1	43	22.4			
Jake Saathoff	7	7	67	9.6	0	23	9.6			
Damonta Witherspoon	5	5	41	8.2	0	33	8.2			
Jawaun Northington	6	4	34	8.5	0	16	5.7			
Jacob Bell	2	3	91	30.3	1	54	45.5			
Deshun Britten	5	2	21	10.5	0	14	4.2			
Cortez Jones	7	2	29	14.5	0	30	4.1			
Cole McDowell	6	2	33	16.5	0	22	5.5			
Dameon Games	7	2	17	8.5	0	11	2.4			
Q'Darryus Jennings	2	2	15	7.5	0	14	7.5			
Michael Smith	4	1	5	5.0	0	5	1.3			
Dylan Appleton	7	1	37	37.0	0	37	5.3			
Curtis Rearden	6	1	33	33.0	0	33	5.5			
<b>Total</b>	<b>7</b>	<b>101</b>	<b>1352</b>	<b>13.4</b>	<b>8</b>	<b>84</b>	<b>193.1</b>			
<b>Opponents</b>	<b>7</b>	<b>154</b>	<b>2060</b>	<b>13.4</b>	<b>15</b>	<b>78</b>	<b>294.3</b>			

Punt Returns					
Player	no.	yds	avg	td	lg
Dameon Games	7	7	1.0	0	13
DeQuan Dallas	2	10	5.0	0	10
<b>Total</b>	<b>9</b>	<b>17</b>	<b>1.9</b>	<b>0</b>	<b>13</b>
<b>Opponents</b>	<b>16</b>	<b>156</b>	<b>9.8</b>	<b>0</b>	<b>55</b>

Interceptions					
Player	no.	yds	avg	td	lg
Quinaz Turner	2	0	0.0	0	0
Jaylon Bolden	1	0	0.0	0	0
Jarad McCray	1	0	0.0	0	0
Cam Brown	1	4	4.0	0	4
Dylan Appleton	1	0	0.0	0	0
<b>Total</b>	<b>6</b>	<b>4</b>	<b>0.7</b>	<b>0</b>	<b>4</b>
<b>Opponents</b>	<b>12</b>	<b>42</b>	<b>3.5</b>	<b>0</b>	<b>20</b>

Kick Returns					
Player	no.	yds	avg	td	lg
Dameon Games	11	137	12.5	0	22
LaMartez Brooks	3	60	20.0	0	30
Cortez Jones	2	27	13.5	0	18
Jawaun Northington	1	16	16.0	0	16
<b>Total</b>	<b>17</b>	<b>240</b>	<b>14.1</b>	<b>0</b>	<b>30</b>
<b>Opponents</b>	<b>8</b>	<b>219</b>	<b>27.4</b>	<b>1</b>	<b>94</b>

Fumble Returns					
Player	no.	yds	avg	td	lg
Darnel Victor	1	0	0.0	0	0
Andrew Long	1	0	0.0	0	0
Cody Goatley	1	0	0.0	0	0
<b>Total</b>	<b>3</b>	<b>0</b>	<b>0.0</b>	<b>0</b>	<b>0</b>
<b>Opponents</b>	<b>4</b>	<b>0</b>	<b>0.0</b>	<b>0</b>	<b>0</b>



NO.	NAME	POS	HT	WT	YR	HOMETOWN/PREVIOUS SCHOOL
2	Tre Allen	ILB	6-0	237	Sr.	Stockbridge, Ga./Woodland
2	DJ Williams	QB	6-3	211	So.	Harvey, Ill./Thornton
3	Michael Smith, Jr.	WR	6-1	228	Sr.	Vero Beach, Fla./Vero Beach
4	Lucas Maue	QB	6-1	198	Fr.	Belleville, Ill./Belleville East
4	Quinaz Turner	DB	6-0	190	Sr.	Montgomery, Ala./Stanhope Elmore
5	Ryan Batsch	OLB	6-3	224	Sr.	Loveland, Ohio/Loveland
5	Isaac McNamee	QB	6-3	232	Fr.	Pikeville, Ky./Pikeville
6	DeQuan Dallas	WR	5-10	180	Sr.	Memphis, Tenn./Melrose
7	Jarad McCray	DB	5-11	200	Jr.	Nashville, Tenn./Cane Ridge
8	Jamari Dailey	DB	6-0	185	So.	Pinson, Ala./Pinson Valley
8	Jayden Stinson	QB	6-0	214	So.	Mayfield, Ky./Mayfield
9	Trey Jefferson	QB	6-3	197	Fr.	Hopkinsville, Ky./Hopkinsville
9	Lawaun Powell	ILB	6-0	227	So.	East St. Louis, Ill./East St. Louis
12	Davontae McKee	DB	5-10	185	Jr.	Dayton, Ohio/Wayne
13	KaVan Reed	DB	6-2	200	So.	East St. Louis, Ill./East St. Louis
14	Cayvian Holmes	DB	5-11	190	Jr.	Apopka, Fla./Apopka
15	Jared McCray	WR	5-11	191	Sr.	Nashville, Tenn./Cane Ridge
16	Deshun Britten	WR	5-8	171	So.	Chicago, Ill./Morgan Park
17	Jacob Bell	WR	6-3	185	Jr.	Vero Beach, Fla./Vero Beach
18	Taylor Shields	WR	6-0	190	So.	Brownsville, Tenn./Haywood
19	Dylan Appleton	DB	5-10	200	So.	East St. Louis, Ill./East St. Louis
20	Jhadyn Fridge	DB	6-0	175	Fr.	East St. Louis, Ill./East St. Louis
21	LaMartez Brooks	WR	6-2	208	Sr.	Milan, Tenn./Milan
22	Jaylon Bolden	DB	6-2	208	Sr.	Rowlett, Texas/Rowlett
23	Tameron Williams	DB	5-11	179	Fr.	St. Louis, Mo./Trinity Catholic
24	Wesley Haddox	DB	5-10	180	Fr.	Mustang, Okla./Mustang
25	Caldra Williford	DB	5-9	176	Fr.	St. Louis, Mo./Lutheran North
26	Justus Johnson	DB	6-1	175	Fr.	St. Louis, Mo./Christian Brothers College
27	Jkobe Jones	DB	6-0	175	Fr.	Seffner, Fla./Seffner Christian Academy
28	Cortez Jones	RB	5-11	239	Fr.	Pinetops, N.C./Southwest Edgewcombe
29	Q'Daryius Jennings	RB	5-10	207	Fr.	Hartford, Ky./Ohio County
30	Jawaun Northington	RB	5-9	204	Fr.	Louisville, Ky./DuPont Manual
31	Damonta Witherspoon	RB	5-10	211	So.	East St. Louis, Ill./East St. Louis
32	Cody Goatley	ILB	6-2	219	So.	Mayfield, Ky./Graves County
33	Chris Hill, Jr.	OLB	6-1	212	So.	Coral Springs, Fla./Coral Springs
34	Eric Samuta	ILB	5-11	211	Sr.	Glen Ellyn, Ill./Glenbard West
35	Xavier Wright	DB	6-1	211	Fr.	Stone Mountain, Ga./Shiloh
36	Kylan Galbreath	RB	5-7	175	Fr.	Mayfield, Ky./Mayfield
37	Matt Maldonado	K/P	6-2	190	So.	Montgomery, Ill./Yorkville
37	Rowdy Sokolowski	DB	6-1	175	Fr.	Murray, Ky./Murray
38	Cedric Ellis	WR	5-8	165	Jr.	Kaiserslautern, Germany/Kaiserslautern
38	Cam Marshall	DB	6-2	190	Fr.	Paducah, Ky./Paducah-Tilghman
39	Aaron Baum	K/P	6-2	240	Sr.	Orlando, Fla./Edgewater
40	Emmanuel Cheatham	DB	5-9	165	Fr.	Hopkinsville, Ky./Hopkinsville
41	Jovari Gamble	RB	5-10	198	Fr.	Russleville, Ky./Russellville
42	Donta' Abren	OLB	5-11	205	Fr.	Hopkinsville, Ky./Christian County
42	Theo Zidor	TE	6-6	263	Sr.	Somerville, Mass./Everett
43	Clint McKee	RB	5-11	196	Fr.	Mayfield, Ky./Graves County
43	Jackson Worthen	LS	5-9	178	So.	Mayfield, Ky./Graves County
44	DJ Escort	RB	6-0	180	Fr.	Venice, Fla./Venice
45	Darnel Victor	OLB	6-2	229	Sr.	Melbourne, Fla./Melbourne Central Catholic
46	Eric Ruess	OLB	6-3	229	Fr.	Festus, Mo./Festus
47	Owen Gish	TE	6-5	226	Fr.	Kansas City, Mo./Blue Spring South
48	Connor Diven	LS	6-2	271	Fr.	Gainesville, Fla./Gainesville
48	Ben Williamson	LS	5-9	227	Fr.	Dalton, Ga./Christian Heritage
49	Zaden Webber	K/P	5-7	173	Sr.	Clarksville, Tenn./Rossvie
50	Tyler Boone	ILB	5-11	216	Fr.	Marion, Ky./Crittenden County
51	Delonte Jones	OLB	6-0	228	Jr.	Harvey, Ill./Thornton Township
51	Kris Peat	ILB	6-1	212	Fr.	Memphis, Tenn./White Station
52	Jeffery Selby	ILB	5-11	210	Fr.	Lexington, Ky./Lexington Christian Academy
53	Camden Robbins	OLB	6-1	191	Fr.	Fairfield, Ill./Fairfield
54	Amario Wilson	DL	6-3	240	Fr.	Bowling Green, Ky./Warren Central
55	Matthew Baker	OLB	6-4	230	Fr.	Rochester, Ill./Rochester
56	Andrew Long	OLB	6-2	229	So.	Lexington, Ky./Lexington Christian Academy
57	Malachi Williams	ILB	6-1	236	Fr.	Louisville, Ky./Central
58	Cade Shupperd	OLB	6-1	237	So.	Brownsburg, Ind./Brownsburg
59	Nick Walker	ILB	6-1	224	So.	Bethalto, Ill./Civic Memorial
60	Tyler Wilms	DL	6-1	225	Fr.	Lemont, Ill./Lemont
62	Blake Moody	OL	6-3	300	So.	Madisonville, Ky./Madisonville North Hopkins
63	Levi Nesler	OL	6-1	320	Sr.	Mayfield, Ky./Graves County
64	Brian Jackson	OL	6-2	316	Fr.	Smyrna, Tenn./Stewarts Creek
65	Devin Tingle	OL	6-3	299	Fr.	Moundville, Ala./Hale County
66	Jerome Logan	DL	6-2	328	Fr.	St. Louis, Mo./Christian Brothers College

68	Gaige Jacobs	DL	6-3	235	Fr.	Murray, Ky./Murray
69	Cole Williamson	OL	6-5	333	Jr.	Carrolton, Ga./Carrolton
71	Ashton Flinn	OL	6-4	274	Fr.	Jackson, Mo./Jackson
72	Sam Mentee	OL	6-0	330	Fr.	Louisville, Ky./Central
73	Luke Nesler	OL	6-1	310	Fr.	Mayfield, Ky./Graves County
74	Khyran Vaughn	OL	6-3	230	Fr.	Cadiz, Ky./Trigg County
75	Rodreques Boller	OL	6-3	315	Fr.	Louisville, Ky./DuPont Manual
76	Josh Robinson	OL	6-3	264	Fr.	Greenbrier, Ark./Greenbrier
77	Henry Kofowo	OL	6-2	368	Fr.	Stone Mountain, Ga./Stone Mountain
78	DJ Jones	OL	6-5	338	So.	Jackson, Ala./Jackson
79	Desmond Kelly	OL	6-3	301	Fr.	Chicago, Ill./Thornton Township
80	Dameon Gomes	WR	5-7	150	Sr.	Mansfield, Texas/Mansfield
81	Cam Brown	DL	6-2	267	Sr.	Monroe, Ga./Walnut Grove
81	Brian Thomas	WR	5-10	165	Fr.	Paducah, Ky./Paducah Tilghman
82	Curtis Rearden	WR	6-1	192	Fr.	Louisville, Ky./DuPont Manual
83	Warren Campagna III	WR	5-9	174	Fr.	Slidell, La./Pope John Paul II
84	Parker Perry	WR	6-3	175	Fr.	Little Rock, Ark./Parkview Magnet
85	Cole McDowell	TE	6-3	227	So.	Nashville, Tenn./Lipscomb Academy
86	Reece Jesse	WR	6-2	208	Fr.	Hopkinsville, Ky./Hopkinsville
87	Jake Saathoff	TE	6-3	244	So.	Louisville, Ky./Christian Academy
88	Drayton Charlton-Perrin	TE	6-4	225	Fr.	Northbrook, Ill./Glenbrook North
89	Quindarius Mayes	WR	6-2	205	Fr.	Hueytown, Ala./Hueytown
90	Damonyai Lacey	DL	6-3	288	Fr.	Eufaula, Ala./Eufaula
91	Colbe Haddox	DL	6-2	295	Fr.	Chattanooga, Tenn./Boyd Buchanan
91	Lewis Halton	K/P	6-1	180	Sr.	Melbourne, Australia/Penola
92	Nate Chambers	DL	6-3	294	Sr.	Ostego, Mich./Ostego
93	CJ Barnes	DL	6-5	268	So.	Collierville, Tenn./Collierville
94	Japhet Mubenga	DL	6-3	269	Fr.	Buford, Ga./Buford
95	Ebenezer Bedada	DL	6-5	235	Fr.	Calgary, Alberta, Canada/Clearwater Academy
96	Kendal Brice	DL	6-3	273	Fr.	Elizabethtown, Ky./John Hardin
97	Zack Aschemann	DL	6-3	287	Sr.	Quincy, Ill./Quincy
98	Tony Davis	DL	6-1	280	Fr.	Jonesborough, Tenn./David Crockett
99	Donovan McBride	DL	6-2	318	So.	Grain Valley, Mo./Grain Valley

COACHING STAFF

Dean Hood	Head Coach
Ben Hodges	Assistant Coach (Off. Coord./DB)
Dillon Sanders	Assistant Coach (Def. Coord./ILB)
Chris Cunningham	Assistant Coach (Spec. Tms. Coord./DLB)
Johnson Richardson	Assistant Coach (Rec. Coord./DL)
Charlie Skalaski	Assistant Coach (Chief of Staff/Defense)
Yon Boone	Assistant Coach (DB)
Jarrett Boykin	Assistant Coach (WR)
Cody Gibson	Assistant Coach (TE/RB)
Darius Hart	Assistant Coach (DL)
Josh Medler	Strength & Conditioning Coach
Cameron Haney	Graduate Assistant (Defense)
Nate Mullen	Graduate Assistant (Special Teams/Offense)
Will Nalley	Graduate Assistant (Offense)
Gary Crass	Volunteer Assistant Coach



 <p><b>HOUSTON BAPTIST UNIVERSITY</b> <b>HUSKIES</b></p> <p>Head Coach   Vic Shealy Career: 43-80-1   School: 16-66</p>	<p><b>SEPTEMBER 10, 2022   6:00 PM</b> <b>HUSKY STADIUM</b> <b>HOUSTON, TEXAS</b></p>	
 <p><b>KEISER UNIVERSITY</b> <b>SEAHAWKS</b></p> <p>Head Coach   Doug Socha Career: 33-9   School: 33-9</p>	<p><b>SEPTEMBER 17, 2022   6:00 PM</b> <b>HARLEN C. HUNTER STADIUM</b> <b>ST. CHARLES, Mo.</b></p>	
 <p><b>UNIVERSITY OF TENNESSEE AT MARTIN</b> <b>SKYHAWKS</b></p> <p>Head Coach   Jason Simpson Career: 100-80   School: 100-80</p>	<p><b>SEPTEMBER 24, 2022   6:00 PM</b> <b>HARDY M. GRAHAM STADIUM</b> <b>MARTIN, TENN.</b></p>	
 <p><b>SOUTHEAST MISSOURI STATE UNIVERSITY</b> <b>REDHAWKS</b></p> <p>Head Coach   Tom Matukewicz Career: 42-49   School: 41-49</p>	<p><b>OCTOBER 1, 2022   1:00 PM</b> <b>HARLEN C. HUNTER STADIUM</b> <b>ST. CHARLES, Mo.</b></p>	
 <p><b>UNIVERSITY OF CENTRAL ARKANSAS</b> <b>BEARS</b></p> <p>Head Coach   Nathan Brown Career: 25-19   School: 25-19</p>	<p><b>OCTOBER 8, 2022   4:00 PM</b> <b>ESTES STADIUM</b> <b>CONWAY, ARK.</b></p>	
 <p><b>EASTERN ILLINOIS UNIVERSITY</b> <b>PANTHERS</b></p> <p>Head Coach   Chris Wilkerson Career: 51-27   School: 0-0</p>	<p><b>OCTOBER 15, 2022   2:00 PM</b> <b>O'BRIEN FIELD</b> <b>CHARLESTON, ILL.</b></p>	
 <p><b>MURRAY STATE UNIVERSITY</b> <b>RACERS</b></p> <p>Head Coach   Dean Hood Career: 66-45   School: 11-7</p>	<p><b>OCTOBER 22, 2022   1:00 PM</b> <b>HARLEN C. HUNTER STADIUM</b> <b>ST. CHARLES, Mo.</b></p>	
 <p><b>WILLIAM JEWELL COLLEGE</b> <b>CARDINALS</b></p> <p>Head Coach   Mike McGlinchey Career: 0-14   School: 0-14</p>	<p><b>OCTOBER 29, 2022   1:00 PM</b> <b>HARLEN C. HUNTER STADIUM</b> <b>ST. CHARLES, Mo.</b></p>	
 <p><b>TENNESSEE TECHNOLOGICAL UNIVERSITY</b> <b>GOLDEN EAGLES</b></p> <p>Head Coach   Dewayne Alexander Career: 53-62   School: 12-29</p>	<p><b>NOVEMBER 5, 2022   1:30 PM</b> <b>TUCKER STADIUM</b> <b>COOKEVILLE, TENN.</b></p>	
 <p><b>McKENDREE UNIVERSITY</b> <b>BEARCATS</b></p> <p>Head Coach   Mike Babcock Career: 48-40   School: 48-40</p>	<p><b>NOVEMBER 12, 2022   1:00 PM</b> <b>HARLEN C. HUNTER STADIUM</b> <b>ST. CHARLES, Mo.</b></p>	

\*ALL GAME TIMES ARE GST\* | All records are entering 2022 season



Team Statistics	LWU	OPP
SCORING	201	211
Points Per Game	33.50	35.17
FIRST DOWNS	176	130
Rushing	57	59
Passing	106	66
Penalty	13	5
RUSHING YARDAGE	982	1231
Yards gained	1150	1339
Yards lost	168	108
Attempts	229	198
Avg Per Attempt	4.3	6.2
Avg Per Game	163.7	205.2
TDs Rushing	12	13
PASSING YARDAGE	2003	1598
Att-Comp-Int	248-155-7	207-126-0
Avg Per Attempt	8.08	7.72
Avg Per Catch	12.92	12.68
Avg Per Game	333.83	266.33
TDs Passing	13	11
TOTAL OFFENSE	2985	2829
Total Plays	477	405
Avg Per Play	6.3	7.0
Avg Per Game	497.5	471.5
KICK RETURNS: #-YARDS	15-225	18-407
PUNT RETURNS: #-YARDS	9-69	10-42
INT RETURNS: #-YARDS	0-0	7-93
KICK RETURN AVERAGE	15.00	22.61
PUNT RETURN AVERAGE	7.67	4.20
INT RETURN AVERAGE	0.00	13.29
FUMBLES-LOST	7-5	6-5
PENALTIES-YARDS	27-255	41-386
Avg Per Game	42.50	64.33
PUNTS-YARDS	18-733	22-855
Avg Per Punt	40.72	38.86
Net Punt Avg	38.39	34.82
KICKOFFS-YARDS	37-2089	38-2081
Avg Per Kick	56.46	54.76
Net Kick Avg	38.97	43.05
TIME OF POSSESSION	03:35:28	02:39:32
Per Game	35:55	26:35
3RD-DOWN CONVERSIONS	40-83	22-72
3rd-Down Pct	48.19 %	30.56 %
4TH-DOWN CONVERSIONS	4-8	11-18
4th-Down Pct	50.00 %	61.11 %
SACKS BY-YARDS	9-75	22-122
MISC YARDS	0	0
TOUCHDOWNS SCORED	26	27
FIELD GOALS-ATTEMPTS	8-9	7-10
ON-SIDE KICKS	0-1	0-0
RED-ZONE SCORES	25-29	18-23
RED-ZONE TOUCHDOWNS	20-29	13-23
PAT-ATTEMPTS	21-22	26-26
ATTENDANCE	9,147	20,061
Dates-Avg Per Date	2-4,574	4-5,015
Neutral Site #-Avg	-	0-0

Conf	Date	Opponent	WL	Score	Record	Time	Attend
	9/10/2022	at Houston Baptist	W	21-20	1-0	03:27	2,125
	9/17/2022	KEISER	W	37-3	2-0	03:54	4,111
*	9/24/2022	at UT Martin	L	26-56	2-1 , 0-1	3:27	4,414
*	10/1/2022	SOUTHEAST MO. ST.	L	28-49	2-2 , 0-2	03:29	5,036
	10/8/2022	at Central Ark.	W	52-49	3-2 , 0-2	03:52	6,647
	10/15/2022	at Eastern Illinois	W	37-34	4-2	3:27	6,875

\* = Conference game

Score by Quarters	1st	2nd	3rd	4th	OT	Total
Lindenwood	34	69	27	58	13	201
Opponents	51	49	59	42	10	211



#	Rushing	GP	ATT	GAIN	LOSS	NET	AVG	TD	LG	AVG/G
22	Martin, Andrew	6	73	426	4	422	5.8	3	63	70.33
4	Brister, Cade	6	88	415	134	281	3.2	7	26	46.83
28	Williams, Justin	5	31	157	1	156	5.0	2	24	31.20
20	Gaiimo, Robert	2	24	115	8	107	4.5	0	20	53.50
33	Rhodes, Jared	2	2	13	0	13	6.5	0	12	6.50
2	Dugger, Cole	6	1	12	0	12	12.0	0	12	2.00
29	Marshall, Donovan	3	3	12	0	12	4.0	0	6	4.00
	Team	6	7	0	21	-21	-3.0	0	0	-3.50
	<b>Total</b>	<b>6</b>	<b>229</b>	<b>1150</b>	<b>168</b>	<b>982</b>	<b>4.3</b>	<b>12</b>	<b>63</b>	<b>163.67</b>
	<b>Opponents</b>	<b>6</b>	<b>198</b>	<b>1339</b>	<b>108</b>	<b>1231</b>	<b>6.2</b>	<b>13</b>	<b>97</b>	<b>205.17</b>

#	Passing	GP	Rating	COMP-ATT-INT	PCT	YDS	TD	LG	AVG/G
4	Brister, Cade	6	143.48	147-233-7	63.09 %	1925	12	78	320.83
2	Dugger, Cole	6	127.51	8-14-0	57.14 %	78	1	33	13.00
17	Rose, Payton	6	0.00	0-1-0	0.00 %	0	0	0	0.00
	<b>Total</b>	<b>6</b>	<b>142.00</b>	<b>155-248-7</b>	<b>62.50 %</b>	<b>2003</b>	<b>13</b>	<b>78</b>	<b>333.83</b>
	<b>Opponents</b>	<b>6</b>	<b>143.25</b>	<b>126-207-0</b>	<b>60.87 %</b>	<b>1598</b>	<b>11</b>	<b>75</b>	<b>266.33</b>

#	Receiving	GP	NO	YDS	AVG	TD	LG	AVG/G
17	Rose, Payton	6	36	605	16.81	3	41	100.83
1	Smith, Kobe	6	35	462	13.20	5	78	77.00
18	Lanckriet, Chase	6	20	264	13.20	0	58	44.00
10	Redd, Spencer	6	13	151	11.62	0	37	25.17
22	Martin, Andrew	6	14	124	8.86	0	22	20.67
12	Bethany, Jalen	6	10	105	10.50	1	30	17.50
19	Caldwell, Jeff	4	5	67	13.40	1	25	16.75
86	Fugitt, Darrin	3	5	62	12.40	1	34	20.67
28	Williams, Justin	5	4	59	14.75	0	29	11.80
84	Haerr, Abe	5	5	43	8.60	1	20	8.60
20	Gaiimo, Robert	2	5	37	7.40	0	15	18.50
13	McManus, Dom	6	2	20	10.00	1	15	3.33
89	Hanson, Tyus	3	1	4	4.00	0	4	1.33
	<b>Total</b>	<b>6</b>	<b>155</b>	<b>2003</b>	<b>12.92</b>	<b>13</b>	<b>78</b>	<b>333.83</b>
	<b>Opponents</b>	<b>6</b>	<b>126</b>	<b>1598</b>	<b>12.68</b>	<b>11</b>	<b>75</b>	<b>266.33</b>

#	Punt Returns	NO	YRDS	AVG	TD	LG
10	Redd, Spencer	6	32	5.33	0	19
12	Bethany, Jalen	1	25	25.00	0	0
1	Smith, Kobe	2	12	6.00	0	8
22	Martin, Andrew	0	0	0	1	0
	<b>Total</b>	<b>9</b>	<b>69</b>	<b>7.67</b>	<b>1</b>	<b>19</b>
	<b>Opponents</b>	<b>10</b>	<b>42</b>	<b>4.20</b>	<b>0</b>	<b>12</b>

#	Interceptions	NO	YRDS	AVG	TD	LG
	No data to report.					

#	Kick Returns	NO	YRDS	AVG	TD	LG
10	Redd, Spencer	12	173	14.42	0	24
1	Smith, Kobe	3	52	17.33	0	23
	<b>Total</b>	<b>15</b>	<b>225</b>	<b>15.00</b>	<b>0</b>	<b>24</b>
	<b>Opponents</b>	<b>18</b>	<b>407</b>	<b>22.61</b>	<b>1</b>	<b>100</b>

#	Fumble Returns	NO	YRDS	AVG	TD	LG
7	Lockett, Lloyd	1	11	11.00	0	11
	<b>Total</b>	<b>1</b>	<b>11</b>	<b>11.00</b>	<b>0</b>	<b>11</b>
	<b>Opponents</b>	<b>1</b>	<b>40</b>	<b>40.00</b>	<b>1</b>	<b>40</b>



#	Scoring	TD	FG	PAT					SAF	PTS
				KICK	RUSH	RCV	PASS	DXP		
43	Seibert, Logan	—	8	21-22	—	—	—	—	—	45
4	Brister, Cade	7	—	—	—	—	0-3	—	—	42
1	Smith, Kobe	5	—	—	—	—	—	—	—	30
22	Martin, Andrew	4	—	—	—	—	—	—	—	24
17	Rose, Payton	3	—	—	—	—	—	—	—	18
28	Williams, Justin	2	—	—	—	—	—	—	—	12
12	Bethany, Jalen	1	—	—	—	—	—	—	—	6
19	Caldwell, Jeff	1	—	—	—	—	—	—	—	6
86	Fugitt, Darrin	1	—	—	—	—	—	—	—	6
84	Haerr, Abe	1	—	—	—	—	—	—	—	6
13	McManus, Dom	1	—	—	—	—	—	—	—	6
<b>Total</b>		<b>26</b>	<b>8</b>	<b>21-22</b>	<b>—</b>	<b>—</b>	<b>0-3</b>	<b>—</b>	<b>—</b>	<b>201</b>
<b>Opponents</b>		<b>27</b>	<b>7</b>	<b>26-26</b>	<b>—</b>	<b>1</b>	<b>1-1</b>	<b>—</b>	<b>—</b>	<b>211</b>

#	Field Goals	FGM-FGA	PCT	I20	20-29	30-39	40-49	50+	LG	BLK
43	Seibert, Logan	8-9	88.89 %	0-0	2-2	2-2	4-5	0-0	44	0
<b>Total</b>		<b>8-9</b>	<b>88.89 %</b>	<b>0-0</b>	<b>2-2</b>	<b>2-2</b>	<b>4-5</b>	<b>0-0</b>	<b>44</b>	<b>0</b>
<b>Opponents</b>		<b>7-10</b>	<b>70.00 %</b>	<b>0-1</b>	<b>2-3</b>	<b>3-3</b>	<b>2-3</b>	<b>0-0</b>	<b>41</b>	<b>0</b>

FG Sequence	Lindenwood	Opponents
Houston Baptist	(41),(44),(44)	(36),(41),45
Keiser	(32),44	(32)
UT Martin	(40),(26)	-
Southeast Mo. St.	-	(21),(29),29
Central Ark.	(36)	38

#	Total Offense	G	Plays	Rush	Pass	Total	AVG/G
4	Brister, Cade	6	321	281	1925	2206	367.67
22	Martin, Andrew	6	73	422	0	422	70.33
28	Williams, Justin	5	31	156	0	156	31.20
20	Giaimo, Robert	2	24	107	0	107	53.50
2	Dugger, Cole	6	15	12	78	90	15.00
33	Rhodes, Jared	2	2	13	0	13	6.50
29	Marshall, Donovan	3	3	12	0	12	4.00
<b>Team</b>		<b>6</b>	<b>7</b>	<b>-21</b>	<b>0</b>	<b>-21</b>	<b>-3.50</b>
<b>Total</b>		<b>6</b>	<b>476</b>	<b>982</b>	<b>2003</b>	<b>2985</b>	<b>497.50</b>
<b>Opponents</b>		<b>6</b>	<b>405</b>	<b>1231</b>	<b>1598</b>	<b>2829</b>	<b>471.50</b>

#	Punting	NO	YDS	AVG	LG	TB	FC	I20	50+	BLK
90	Ripper, Riley	18	733	40.72	57	0	2	6	2	0
<b>Total</b>		<b>18</b>	<b>733</b>	<b>40.72</b>	<b>57</b>	<b>0</b>	<b>2</b>	<b>6</b>	<b>2</b>	<b>0</b>
<b>Opponents</b>		<b>22</b>	<b>855</b>	<b>38.86</b>	<b>64</b>	<b>1</b>	<b>4</b>	<b>6</b>	<b>3</b>	<b>1</b>

#	Kickoffs	NO	YDS	AVG	TB	OB
43	Seibert, Logan	37	2089	56.5	12	1
<b>Total</b>		<b>37</b>	<b>2089</b>	<b>56.5</b>	<b>12</b>	<b>1</b>
<b>Opponents</b>		<b>38</b>	<b>2081</b>	<b>54.8</b>	<b>11</b>	<b>0</b>

#	All Purpose	G	RUSH	RCV	PR	KR	IR	Total	AVG/G
17	Rose, Payton	6	0	605	0	0	0	605	100.83
22	Martin, Andrew	6	422	124	0	0	0	546	91.00
1	Smith, Kobe	6	0	462	12	52	0	526	87.67
10	Redd, Spencer	6	0	151	32	173	0	356	59.33
4	Brister, Cade	6	281	0	0	0	0	281	46.83
18	Lanckriet, Chase	6	0	264	0	0	0	264	44.00
28	Williams, Justin	5	156	59	0	0	0	215	43.00
20	Giaimo, Robert	2	107	37	0	0	0	144	72.00
12	Bethany, Jalen	6	0	105	25	0	0	130	21.67
19	Caldwell, Jeff	4	0	67	0	0	0	67	16.75
86	Fugitt, Darrin	3	0	62	0	0	0	62	20.67
84	Haerr, Abe	5	0	43	0	0	0	43	8.60
13	McManus, Dom	6	0	20	0	0	0	20	3.33
33	Rhodes, Jared	2	13	0	0	0	0	13	6.50
2	Dugger, Cole	6	12	0	0	0	0	12	2.00
29	Marshall, Donovan	3	12	0	0	0	0	12	4.00
89	Hanson, Tyus	3	0	4	0	0	0	4	1.33
<b>Team</b>		<b>6</b>	<b>-21</b>	<b>0</b>	<b>0</b>	<b>0</b>	<b>0</b>	<b>-21</b>	<b>-3.50</b>
<b>Total</b>		<b>6</b>	<b>982</b>	<b>2003</b>	<b>69</b>	<b>225</b>	<b>0</b>	<b>3279</b>	<b>546.50</b>
<b>Opponents</b>		<b>6</b>	<b>1231</b>	<b>1598</b>	<b>42</b>	<b>407</b>	<b>93</b>	<b>3371</b>	<b>561.83</b>



#	Defensive Leaders	GP	Tackles				Sacks NO-YDS	Pass Defense			Fumbles		Blocked	
			Solo	ASST	TOT	TFL-YDS		INT-YDS	BU	QBH	RCV-YDS	FF	KICK	SAF
44	Whittemore, David	6	15	24	39.0	1.0-6	—	—	2	—	1-0	1	—	—
40	Griffin, Tyrone	6	11	24	35.0	2.5-14	1.0-9	—	2	—	—	—	—	—
23	Edwards, Devon	6	15	11	26.0	—	—	—	1	—	—	—	—	—
35	Williams, Sterlin	6	10	15	25.0	4.5-28	3.5-26	—	1	4	1-0	1	—	—
3	Bolden, Darion	6	13	11	24.0	—	—	—	9	—	—	—	—	—
7	Lockett, Lloyd	5	16	8	24.0	2.0-3	—	—	1	—	1-11	1	—	—
91	McClendon, Kobe	6	6	15	21.0	1.5-13	1.5-13	—	1	2	—	—	—	—
11	McGruder, Mann	6	11	10	21.0	2.0-3	—	—	1	—	—	—	—	—
24	Hines, Wesley	6	12	7	19.0	—	—	—	4	—	—	—	—	—
21	Ross, Kai	5	10	7	17.0	—	—	—	1	—	—	—	—	—
15	Patrick, Jayden	6	13	3	16.0	1.0-4	—	—	4	—	1-0	—	—	—
56	Petti, Dylan	6	4	12	16.0	—	—	—	—	—	1-0	—	—	—
8	Ale, Moses	6	4	10	14.0	0.5-1	—	—	2	2	—	—	—	—
36	Giorgi, Chase	6	6	7	13.0	1.0-1	—	—	—	—	—	—	—	—
99	Weary, Tayvian	6	5	7	12.0	2.5-13	1.0-9	—	—	2	—	—	—	—
39	Hiatt, Brett	6	3	8	11.0	—	—	—	1	—	—	—	—	—
14	Muniz, Sammy	6	6	4	10.0	—	—	—	1	—	—	—	—	—
25	Ranson, Tra	4	4	6	10.0	1.5-7	—	—	—	—	—	—	—	—
32	Whitaker, Clark	6	2	6	8.0	—	—	—	—	—	—	—	—	—
94	Mullins, Darion	5	3	3	6.0	0.5-1	—	—	—	—	—	1	—	—
34	Wingate, Donnie	2	2	4	6.0	1.0-6	1.0-6	—	—	—	—	1	—	—
31	Barnett, Matt	2	3	2	5.0	—	—	—	—	—	—	—	—	—
46	Caldwell, Frank	6	2	3	5.0	1.0-12	1.0-12	—	—	1	—	—	—	—
49	Hetzel, Jackson	3	3	2	5.0	1.0-1	—	—	—	—	—	—	—	—
16	Lawrence, Jordan	4	2	3	5.0	—	—	—	—	—	—	—	—	—
5	Thornhill, Dominique	2	1	4	5.0	—	—	—	—	—	—	—	—	—
42	Desherow, Luke	4	—	4	4.0	—	—	—	1	1	—	—	—	—
26	Conklin, Jayce	5	2	1	3.0	—	—	—	1	—	—	—	—	—
22	Martin, Andrew	6	3	—	3.0	—	—	—	—	—	—	—	—	—
96	Aletor, Justin	1	—	2	2.0	0.5-2	—	—	—	1	—	—	—	—
4	Brister, Cade	6	2	—	2.0	—	—	—	—	—	—	—	—	—
55	Kness, Aaron	4	—	2	2.0	—	—	—	—	—	—	—	—	—
12	Bethany, Jalen	6	—	1	1.0	—	—	—	—	—	—	—	1	—
58	Dye, Brenden	3	1	—	1.0	—	—	—	—	—	—	—	—	—
45	Hetzel, Gus	2	—	1	1.0	—	—	—	—	—	—	—	—	—
0	Littlejohn, Jayden	4	1	—	1.0	—	—	—	—	—	—	—	—	—
54	Pipes, Nelson	5	—	1	1.0	—	—	—	—	—	—	—	—	—
10	Redd, Spencer	6	—	1	1.0	—	—	—	—	—	—	—	—	—
43	Seibert, Logan	6	1	—	1.0	—	—	—	—	—	—	—	—	—
1	Smith, Kobe	6	1	—	1.0	—	—	—	—	—	—	—	—	—
TM	Team	6	1	—	1.0	—	—	—	—	—	—	—	—	—
98	Tursini-White, Devan	1	—	1	1.0	—	—	—	—	—	—	—	—	—
	<b>Total</b>	<b>6</b>	<b>194</b>	<b>230</b>	<b>424.0</b>	<b>24.0-115</b>	<b>9.0-75</b>	<b>—</b>	<b>33</b>	<b>13</b>	<b>5-11</b>	<b>5</b>	<b>1</b>	<b>—</b>
	<b>Opponents</b>	<b>6</b>	<b>220</b>	<b>250</b>	<b>470.0</b>	<b>34.0-143</b>	<b>22.0-122</b>	<b>7-93</b>	<b>31</b>	<b>28</b>	<b>5-40</b>	<b>3</b>	<b>—</b>	<b>—</b>

LINDENWOOD FOOTBALL RECORD BOOK



EST. 1990



## TEAM RECORDS - SINGLE GAME

### TOTAL OFFENSE

*Most Plays:*  
98 vs. Culver-Stockton (2000)

*Most Yards Gained:*  
735 vs. Evangel (2010)

### RUSHING

*Most Rushes:*  
63 vs. Culver-Stockton (1997)

*Most Yards Gained:*  
417 vs. Northeastern State (2017)

*Most Rushing Touchdowns:*  
8 vs. Culver-Stockton (2010)  
8 vs. Kentucky Wesleyan (2021)

### PASSING

*Most Attempts:*  
62 vs. Culver-Stockton (2000)

*Most Completions:*  
38 vs. UIndy (2019)

*Most Yards Gained:*  
552 vs. Evangel (2010)

*Most Touchdown Passes:*  
6 vs. Baker (2010)  
6 vs. Nebraska-Kearney (2012)  
6 vs. William Jewell (2021)

### SCORING

*Most Points:*  
90 vs. Culver-Stockton (2010)

*Most Points, Both Teams:*  
113 vs. Lambuth (2008)

*Most Points, First Quarter*  
28 vs. Northwestern (2001)  
28 vs. Graceland (2010)  
28 vs. Culver-Stockton (2011)

*Most Points, Second Quarter*  
36 vs. Central Methodist (2010)

*Most Points, Third Quarter*  
37 vs. Ottawa (2009)

*Most Points, Fourth Quarter*  
26 vs. Graceland (2011)

*Most Points, First Half*  
49 vs. Evangel (2010)  
49 vs. Central Methodist (2010)  
49 vs. Graceland (2010)  
49 vs. Culver-Stockton (2011)

*Most Points, Second Half*  
44 vs. Ottawa (2009)

*Most Touchdowns Scored:*  
13 vs. Culver-Stockton (2010)

*Most PAT Made by Kicking:*  
12 vs. Culver-Stockton (2010)

*Most Two-Point Conversions:*  
2 vs. Benedictine (2008)

*Most Field Goals Made:*  
4 vs. Avila (2007)

### ALL-PURPOSE

*Most Yards (since 2004):*  
1046 vs. Culver-Stockton (2010)

### TOTAL DEFENSE

*Fewest Total Offense Yards Allowed:*  
77 vs. Central Methodist (2004)

*Fewest Rushing Yards Allowed:*  
-7 vs. Peru State (1992)  
-7 vs. Graceland (2011)

*Fewest Passing Yards Allowed:*  
29 vs. Missouri Valley (1991)

*Most Sacks Recorded by:*  
7 vs. Evangel (2004)  
7 vs. Taylor (1995)  
7 vs. Emporia State (2016)

### INTERCEPTIONS

*Most Passes Intercepted by:*  
6 vs. St. Xavier (1993)

*Most Yards on Interception Returns:*  
130 vs. Central Oklahoma (2016)

*Most Touchdowns on Interception Returns:*  
2 vs. Avila (2004)  
2 vs. Nebraska-Kearney (2016)

*Most Fumble Recoveries:*  
7 vs. Trinity International (1991)

*Most Turnovers:*  
9 vs. Trinity International (1991)



Hakim Thomas - 2009 National Championship Game



Matt Angell & Rudy Fleming - 2009 vs Ottawa



# INDIVIDUAL RECORDS - SINGLE GAME

## TOTAL OFFENSE

### Most Plays:

- 74, Cade Brister vs. Central Missouri (2018)**
- 74, Cade Brister vs. Missouri Western (2018)**
- 70, Cade Brister vs. Ulindy (2019)**
- 69, Cade Brister vs. Eastern Illinois (2022)**
- 68, Cade Brister vs. Central Oklahoma (2018)**
- 67, Cade Brister vs. Midwestern State (2019)**
- 64, Cade Brister vs. Northwest Missouri (2019)**
- 62, Najee Jackson vs. Emporia State (2017)
- 62, Cade Brister vs. Eastern Washington (2019)**
- 61, Cade Brister vs. Northwest Missouri (2018)**

### Most Yards Gained:

- 554, Cade Brister vs. Ulindy (2019)**
- 475, Cade Brister vs. Central Arkansas (2022)**
- 474, Ben Gomez vs. Nebraska-Kearney (2012)
- 458, Philip Staback vs. Baker (2010)
- 433, Ben Kisner vs. Morningside (2008)
- 426, Cade Brister vs. SEMO (2022)**
- 418, Philip Staback vs. Missouri Valley (2010)
- 415, Cade Brister vs. Central Missouri (2018)**
- 406, Ben Gomez vs. Evangel (2008)
- 401, Cade Brister vs. McKendree (2019)**

## RUSHING

### Most Rushes:

- 43, DeDe Dorsey vs. Graceland (2005)
- 40, Marceo Haywood vs. Evangel (1999)
- 36, Derron Parquet vs. MidAmerica Nazarene (2004)
- 35, Adam Saperstein vs. Cumberland (1990)
- 35, Adam Saperstein vs. Hardin-Simmons (1991)
- 32, Ron Huskey vs. Missouri Valley (2000)
- 32, DeDe Dorsey vs. Northwestern (2004)
- 31, Sherwin Ellis vs. Northwestern (2003)
- 31, Derron Parquet vs. Central Methodist (2004)
- 31, Derron Parquet vs. Missouri Valley (2004)
- 31, DeDe Dorsey vs. Hastings (2004)
- 31, DeDe Dorsey vs. Evangel (2005)

### Most Yards Gained

- 271, DeDe Dorsey vs. Graceland (2005)
- 246, DeDe Dorsey vs. Evangel (2005)
- 235, Marceo Haywood vs. Butler (1999)
- 235, Adam Saperstein vs. Cumberland (1990)
- 231, Nash Sutherlin vs. Southwest Baptist (2019)
- 228, Denodus O'Bryant vs. Washburn (2012)
- 220, Adam Saperstein vs. St. Ambrose (1991)
- 215, DeDe Dorsey vs. Culver-Stockton (2004)
- 214, Adam Saperstein vs. Hardin-Simmons (1991)
- 198, DeDe Dorsey vs. Northwestern (2004)

### Most Touchdowns Scored by Rushing:

- 6, DeDe Dorsey vs. Graceland (2005)
- 5, Adam Saperstein vs. Hardin-Simmons (1991)
- 5, Cade Brister vs. Kentucky Wesleyan (2021)**
- 5, Cade Brister vs. Central Arkansas (2022)**
- 4, Connor Harris vs. Northeastern State (2014)
- 3, numerous times

### Longest Rush:

- 88, Denodus O'Bryant vs. Washburn (2012)
- 87, Nash Sutherlin vs. Pittsburg State (2018)
- 84, Denodus O'Bryant vs. Central Missouri (2011)
- 84, Richard Murrell vs. Georgetown (2007)
- 82, Denodus O'Bryant vs. Evangel (2009)
- 81, Sherwin Ellis vs. Evangel (2003)
- 81, Hakeem Abdullah vs. Georgetown (2007)
- 80, Donnie Dillard vs. Trinity International (1995)
- 80, Wallace Santee vs. Central Methodist (1997)
- 80, Denodus O'Bryant vs. Pittsburg State (2012)
- 79, DeDe Dorsey vs. Central Methodist (2005)
- 79, Denodus O'Bryant vs. Truman State (2012)

## PASSING

### Most Attempts:

- 59, Cade Brister vs. Ulindy (2019)**
- 58, Mike Hofbauer vs. Baker (2000)
- 57, Graham Lindman vs. Northwest Missouri (2014)
- 55, Dillon Miller vs. Fort Hays (2014)
- 54, Graham Lindman vs. Central Oklahoma (2014)
- 53, Cade Brister vs. Central Missouri (2018)**
- 53, Cade Brister vs. Missouri Western (2018)**
- 53, Cade Brister vs. Northwest Missouri (2019)**
- 52, Dillon Miller vs. Lincoln (2013)
- 52, Dillon Miller vs. Central Missouri (2013)

### Most Completions:

- 38, Cade Brister vs. Ulindy (2019)**
- 37, Cade Brister vs. Truman State (2019)**
- 34, Dillon Miller vs. Lincoln (2013)
- 32, Ben Kisner vs. Morningside (2008)
- 31, Dillon Miller vs. Fort Hays (2014)
- 30, Max Brown vs. Benedictine (1997)
- 30, Mike Hofbauer vs. Baker (2000)
- 31, Cade Brister vs. Missouri Western (2018)**
- 30, Najee Jackson vs. Emporia State (2017)
- 29, Dillon Miller vs. Central Missouri (2013)
- 29, Najee Jackson vs. Fort Hays (2017)
- 29, Cade Brister vs. Central Missouri (2018)**

### Most Yards Gained:

- 541, Cade Brister vs. Ulindy (2019)**
- 480, Ben Gomez vs. Nebraska-Kearney (2012)
- 445, Ben Kisner vs. Morningside (2008)
- 439, Mike Hofbauer vs. Baker (2000)
- 436, Philip Staback vs. Baker (2010)
- 413, Cade Brister vs. Central Arkansas (2022)**
- 407, Ben Gomez vs. Lincoln (2012)
- 406, Ben Kisner vs. Evangel (2008)
- 404, Philip Staback vs. Missouri Valley (2010)
- 401, Cade Brister vs. McKendree (2019)**

### Most Touchdown Passes:


- 6, Philip Staback vs. Baker (2010)
- 6, Ben Gomez vs. Nebraska-Kearney (2012)
- 5, Max Brown vs. Graceland (1996)
- 5, Ben Kisner vs. Lambuth (2008)
- 5, Philip Staback vs. Central Methodist (2010)
- 5, Philip Staback vs. Avila (2010)
- 5, Ben Gomez vs. Lincoln (2012)
- 5, Cade Brister vs. Emporia State (2018)**
- 5, Cade Brister vs. Quincy (2019)**
- 5, Cole Dugger vs. William Jewell (2021)**



**Billy Clark**  
2007-10



**Ben Kisner**  
2005-08



**Hakeem Abdullah**  
2006-07



**Jeff Hynes**  
2006-09



Alex Robinson - 2011 vs. Central Missouri



Philip Staback - 2009 National Championship Game



Marcel Thompson - 2009 vs. Ottawa



Malach Radigan - 2012 vs. Lincoln

*Longest Pass:*

- 88. Cory Nesslage to Mark Henrie vs. Peru State (1994)
- 87. Dillon Miller to Denodus O'Bryant vs. Pittsburg State (2012)
- 85. Emilia Salazar to George Mumphard (2004)
- 85. Mason Bendigo to DeSean Warren vs. Pittsburg St.(2016)
- 83. Dillon Miller to Andrew Helmick vs. Winona State (2012)
- 83. Dillon Miller to Alex Robinson vs. Central Missouri (2013)
- 82. John Uribe to Andrew Helmick vs. Azusa Pacific (2011)
- 80. Bryce MacDonald to Jim Paddock vs. Okla. Panhandle (1992)
- 80. Dillon Miller to Denodus O'Bryant vs. Pittsburg State (2012)
- 80. Allen Thigpen to DeSean Warren vs. Fort Hays St.(2016)

**RECEIVING**

*Most Passes Caught:*

- 16. Jaron Alexander vs. Central Missouri (2013)
- 15. Mike Wyrick vs. Culver-Stockton (2000)
- 14. Deantrell Prince vs. Washburn (2016)
- 12. Dominic Peterson vs. Culver-Stockton (2007)
- 11. Mario Patton vs. St. Xavier (1995)
- 11. Jamere Holland vs. Missouri Valley (2010)
- 11. Jaron Alexander vs. Central Missouri (2014)
- 11. Erik Henneman vs. Truman State (2019)
- 10. numerous times

*Most Yards Gained:*

- 218. Andrew Helmick vs. Missouri Southern (2012)
- 213. Andrew Helmick vs. Truman State (2012)
- 201. Andrew Helmick vs. Winona State (2012)
- 200. Andrew Helmick vs. Nebraska-Kearney (2012)
- 184. George Mumphard vs. MidAmerica Nazarene (2005)
- 180. Payton Rose vs. Keiser (2022)**
- 177. Payton Rose vs. Quincy (2019)**
- 176. Carlton Rivers vs. Benedictine (1996)
- 175. Deantrell Prince vs. Fort Hays (2017)
- 174. Mike Wyrick vs. Culver-Stockton (2000)
- 174. Matt Bramow vs. Evangel (2010)

*Most Touchdown Passes Caught:*


- 4. Erik Henneman vs. Missouri Southern (2018)
- 3. Mario Patton vs. Graceland (1996)
- 3. Mark Henrie vs. Olivet Nazarene (1994)
- 3. Andrew Helmick vs. Texas A&M-Kingsville (2011)
- 3. Andrew Helmick vs. Kansas Wesleyan (2011)
- 3. Andrew Helmick vs. Missouri Southern (2012)
- 3. Erik Henneman vs. Truman State (2019)
- 3. Payton Rose vs. Quincy (2019)**
- 3. Payton Rose vs. William Jewell (2021)**
- 2. numerous times




**Erik Henneman**  
2017-19



**Rudy Fleming**  
2008-09



**Matt Bramow**  
2008-10



**Dillon Miller**  
2012-14



**PUNTING**

*Longest Punt:*

- 81, Zac Atterberry vs. William Jewell (2004)
- 76, Reggie Kratzer vs. Central Methodist (1999)
- 75, Zac Atterberry vs. Graceland (2006)
- 72, Zac Atterberry vs. MidAmerica Nazarene (2007)
- 71, Zac Atterberry vs. Culver-Stockton (2004)

**INTERCEPTIONS**

*Most Interceptions:*

- 3, Bakari Triggs vs. Central Oklahoma (2016)
- 3, Kai Ross vs. Quincy (2021)**
- 2, numerous times

*Most Yards on Interception Returns:*

- 125, Derek Coxson vs. Evangel (2006)
- 123, Bakari Triggs vs. Central Oklahoma (2016)
- 100, Larry Gladney vs. Culver-Stockton (2006)
- 99, Tyler Kasper vs. Georgetown (2007)
- 96, Jared Shoemaker vs. Central Methodist (2005)
- 96, Justin Broome vs. Saint Joseph's (2011)
- 85, Blake Conreux vs. Graceland (2008)
- 82, Logen Wright vs. Central Methodist (2006)
- 82, Drew Seers vs. Pittsburg State (2018)
- 80, Jim Paddock vs. Southwestern (1990)

*Longest Interception Return:*

- 100, Larry Gladney vs. Culver-Stockton (2006)
- 100, Derek Coxson vs. Evangel (2006)
- 96, Jared Shoemaker vs. Central Methodist (2005)
- 94, Justin Broome vs. Saint Joseph's (2011)
- 85, Blake Conreux vs. Graceland (2008)
- 82, Logen Wright vs. Central Methodist (2006)
- 82, Drew Seers vs. Pittsburg State (2018)
- 80, Jim Paddock vs. Southwestern (1990)
- 79, Cody Fagle vs. Culver-Stockton (2010)
- 78, Mark Felicelli vs. Graceland (1997)

**PUNT RETURNS**

*Most Punt Returns:*

- 6, Thomas Christian vs. Evangel (2007)
- 5, Julian Smith vs. MidAmerica Nazarene (1996)
- 5, Julian Smith vs. Georgetown (1993)
- 5, Mike Bunton vs. Graceland (2011)
- 5, Mike Bunton vs. Missouri S&T (2011)
- 5, Wesley Thomas vs. Pittsburg State (2016)
- 4, numerous times

*Most Yards on Punt Returns:*

- 116, Adam Saperstein vs. Missouri Valley (1991)
- 113, Mike Bunton vs. Graceland (2011)
- 100, Jamere Holland vs. Culver-Stockton (2010)
- 98, Mike Bunton vs. Texas A&M-Kingsville (2011)
- 92, Mike Bunton vs. Graceland (2011)
- 89, Cornelius Campbell vs. Graceland (1999)
- 86, Jamere Holland vs. Central Methodist (2010)
- 85, Adam Saperstein vs. Lane (1991)
- 85, Julian Smith vs. Midland Lutheran (1995)
- 84, Damian James vs. Culver-Stockton (2009)

*Longest Punt Return:*

- 90, Mike Bunton vs. Saint Joseph's (2011)
- 89, Cornelius Campbell vs. Graceland (1999)
- 85, Adam Saperstein vs. Lane (1991)
- 85, Julian Smith vs. Midland Lutheran (1995)
- 84, Jamere Holland vs. Central Methodist (2010)
- 80, Therman McGowan vs. Culver-Stockton (2011)
- 79, Damian James vs. Culver-Stockton (2009)
- 77, Mike Bunton vs. Texas A&M-Kingsville (2011)
- 76, Andrew Helmick vs. Missouri Southern (2012)
- 72, Adam Saperstein vs. Missouri Valley (1991)

**KICKOFF RETURNS**

*Most Kickoff Returns:*

- 8, Lavarrie Johnson vs. Northwest Missouri (2014)
- 6, Bobby Mason vs. Benedictine (2005)
- 6, Tobias vs. Evangel (2000)
- 6, Julian Smith vs. Findlay (1995)
- 6, Lavarrie Johnson vs. Pittsburg State (2015)
- 6, Cameron Sanders vs. Central Oklahoma (2018)
- 6, Spencer Redd vs. Eastern Washington (2019)**

*Most Yards on Kickoff Returns:*

- 198, Cameron Sanders vs. Central Oklahoma (2018)
- 165, Spencer Redd vs. Missouri S&T (2019)**
- 163, Spencer Redd vs. Quincy (2021)**
- 157, Spencer Redd vs. Ouachita Baptist (2019)**
- 153, Bakari Triggs vs. Missouri Western (2016)
- 144, Tony Tobias vs. Evangel (2000)
- 143, McCray Harris vs. Missouri Valley (2006)
- 142, Denodus O'Bryant vs. Central Missouri (2012)
- 140, Nate Orlando vs. Carroll (2008)
- 137, Spencer Redd vs. Davenport (2019)**

*Longest Kickoff Return:*

- 100, Andrew Helmick vs. Central Oklahoma (2011)
- 100, Denodus O'Bryant vs. Central Missouri (2012)
- 99, Bakari Triggs vs. Missouri Western (2017)
- 97, Tony Tobias vs. Olivet Nazarene (2000)
- 97, McCray Harris vs. Missouri Valley (2006)
- 97, Lavarrie Johnson vs. Washburn (2014)
- 97, Spencer Redd vs. Ouachita Baptist (2019)**
- 97, Spencer Redd vs. Quincy (2021)**
- 95, Denodus O'Bryant vs. Benedictine (2010)
- 95, Tre' Roby vs. Washburn (2013)

**ALL-PURPOSE YARDS**

*Most Yards (since 2004):*


- 328, Andrew Helmick vs. Missouri Southern (2012)
- 311, Denodus O'Bryant vs. Pittsburg State (2012)
- 307, Denodus O'Bryant vs. Benedictine (2010)
- 278, Denodus O'Bryant vs. Washburn (2012)
- 273, Denodus O'Bryant vs. Culver-Stockton (2010)
- 271, Denodus O'Bryant vs. Central Missouri (2012)
- 271, DeDe Dorsey vs. Graceland (2005)
- 266, Hakeem Abdullah vs. Central Methodist (2007)
- 264, Andrew Helmick vs. Truman (2012)
- 255, Denodus O'Bryant vs. Carroll (2009)



**Sterling Thomas**  
2012-15



**Billy Ray Uren**  
2005-09



Matt Bramow - 2009 National Championship Game



Connor Harris - 2016 vs. Missouri Southern



Justin Broome - 2011 vs. Central Missouri



Denver Price - 2008 vs Lambuth

**SCORING**

*Most Points Scored:*

- 36, DeDe Dorsey vs. Graceland (2005)
- 30, Adam Saperstein vs. Hardin-Simmons (1991)
- 30, Cade Brister vs. Kentucky Wesleyan (2021)**
- 30, Cade Brister vs. Central Arkansas (2022)**
- 24, Adam Saperstein vs. Lane (1991)
- 24, Nate Orlando vs. Culver-Stockton (2010)
- 24, Andrew Helmick vs. Missouri Southern (2012)
- 24, Connor Harris vs. Northeastern State (2014)
- 24, Erik Henneman vs. Missouri Southern (2018)
- 18, numerous times

*Most Touchdowns Scored:*

- 6, DeDe Dorsey vs. Graceland (2005)
- 5, Adam Saperstein vs. Hardin-Simmons (1991)
- 5, Cade Brister vs. Kentucky Wesleyan (2021)**
- 5, Cade Brister vs. Central Arkansas (2022)**
- 4, Adam Saperstein vs. Lane (1991)
- 4, Nate Orlando vs. Culver-Stockton (2010)
- 4, Andrew Helmick vs. Missouri Southern (2012)
- 4, Connor Harris vs. Northeastern State (2014)
- 4, Erik Henneman vs. Missouri Southern (2018)
- 3, numerous times

*Most Field Goals Made:*

- 4, Halley Ferrell vs. Avila (2007)
- 3, Halley Ferrell vs. Baker (2007)
- 3, Halley Ferrell vs. Central Methodist (2007)
- 3, Dante Buscaglia vs. Baker (2000)
- 3, Dante Buscaglia vs. Culver-Stockton (1998)
- 3, Steve Pinkerton vs. Southwest Minnesota State (1992)
- 3, James Neal vs. William Jewell (2010)
- 3, James Neal vs. Texas A&M-Kingsville (2011)
- 3, James Neal vs. Washburn (2012)
- 3, James Neal vs. Pittsburg State (2012)
- 3, Travis Spraul vs. Washburn (2017)
- 3, Logan Seibert vs. Houston Baptist (2022)**

*Most Extra Points Made by Kicking:*

- 11, James Neal vs. Graceland (2010)
- 10, Dante Buscaglia vs. Central Methodist (1999)
- 10, Halley Ferrell vs. William Jewell (2009)
- 10, James Neal vs. Culver-Stockton (2011)
- 9, Halley Ferrell vs. Evangel (2009)
- 9, Halley Ferrell vs. Central Methodist (2009)
- 8, several times

*Most Extra Points Attempted by Kicking:*

- 11, James Neal vs. Graceland (2010)
- 10, Dante Buscaglia vs. Central Methodist (1999)
- 10, Halley Ferrell vs. Culver-Stockton (2009)
- 10, Halley Ferrell vs. William Jewell (2009)
- 10, James Neal vs. Culver-Stockton (2011)
- 9, several times

*Most Points Scored by Kicking:*

- 18, Halley Ferrell vs. Avila (2007)
- 16, Dante Buscaglia vs. Central Methodist (1999)
- 14, Halley Ferrell vs. Baker (2007)
- 14, James Neal vs. Pittsburg State (2012)
- 13, Dante Buscaglia vs. Culver-Stockton (1998)
- 13, Halley Ferrell vs. MidAmerica Nazarene (2009)
- 13, Halley Ferrell vs. William Jewell (2009)
- 13, James Neal vs. Kansas Wesleyan (2011)
- 13, Logan Seibert vs. William Jewell (2021)**
- 12, Halley Ferrell vs. Central Methodist (2007)
- 12, Halley Ferrell vs. Central Methodist (2009)
- 12, Logan Seibert vs. Southwest Baptist (2021)**

*Longest Field Goal:*

- 52, Steve Pinkerton vs. Southwest Minnesota State (1992)
- 50, Logan Seibert vs. Southwest Baptist (2021)**
- 50, Halley Ferrell vs. Avila (2007)
- 48, Zac Atterberry vs. Baker (2005)
- 47, Dante Buscaglia vs. Graceland (1999)
- 47, Logan Seibert vs. McKendree (2021)**
- 46, Steve Pinkerton vs. Southwest Minnesota State (1992)
- 46, Halley Ferrell vs. Central Methodist (2007)
- 45, Steve Pinkerton vs. Campbellsville (1992)
- 45, Dante Buscaglia vs. Graceland (1999)
- 45, Dante Buscaglia vs. Baker (2000)
- 45, Halley Ferrell vs. MidAmerica Nazarene (2007)



**Jamere Holland**  
2010



**Parks Peterson**  
2009-10



**Halley Ferrell**  
2006-09



Erik Henneman - 2019 vs. Truman State

## TEAM RECORDS - SINGLE SEASON



**Mike Errante**  
2006-09

**TOTAL OFFENSE**

*Most Plays:*  
941 (2019)

*Most Plays Per Game:*  
76.0 (2018)

*Most Yards Gained:*  
6894 (2009)

*Most Yards Gained Per Game:*  
551.5 (2010)

*Highest Average Gain Per Play:*  
8.9 (2010)

**RUSHING**

*Most Rushes:*  
506 (2004)

*Most Rushes Per Game Average:*  
42.2 (2004)

*Most Yards Gained:*  
2796 (2009)

*Most Yards Gained Per Game:*  
199.7 (2009)

*Highest Average Gain Per Rush:*  
6.7 (2009)

*Most Rushing Touchdowns:*  
49 (2009)

**PASSING**

*Most Attempts:*  
545 (2019)

*Most Attempts Per Game:*  
44.5 (2014)

*Most Completions:*  
340 (2019)

*Most Completions Per Game:*  
26.2 (2019)

*Most Yards Gained:*  
4098 (2009)

*Most Yards Gained Per Game:*  
358.7 (2010)

*Highest Average Gain Per Attempt:*  
12.4 (2010)

*Highest Average Gain Per Completion:*  
17.3 (2010)

*Highest Percentage Completed:*  
.719 (2010)

*Most Touchdown Passes*  
42 (2010)

*Most Touchdown Passes Per Game:*  
3.8 (2010)

**PUNTING**

*Highest Punting Average:*  
42.0 (2010)

**SCORING**

*Most Points:*  
744 (2009)

*Most Points Per Game:*  
53.1 (2009)

**ALL-PURPOSE YARDS**

*Most Yards (since 2004):*  
8891 (2009)

*Most Yards/Game (since 2004):*  
688.3 (2010)

**TOTAL DEFENSE**

*Fewest Yards Allowed:*  
2981 (2004)

*Fewest Yards Allowed Per Game:*  
248.4 (2004)

*Lowest Average Yards Allowed Per Play:*  
3.68 (2004)

**RUSHING DEFENSE**

*Fewest Yards Allowed:*  
1146 (2004)

*Fewest Yards Allowed Per Game:*  
95.5 (2004)

*Lowest Average Yards Allowed Per Rush:*  
2.43 (2004)

**PASS DEFENSE**

*Fewest Yards Allowed:*  
1476 (1995)

*Fewest Yards Allowed Per Game:*  
134.2 (1995)

*Fewest Yards Allowed Per Attempt:*  
5.42 (2004)

*Fewest Yards Allowed Per Completion:*  
10.11 (2007)

*Lowest Completion Percentage Allowed:*  
.469 (1995)

*Most Passes Intercepted by:*  
23 (2008)  
23 (2009)

*Most Passes Intercepted by Per Game:*  
1.77 (2008)

*Most Touchdowns on Interception Returns:*  
4 (2008)  
4 (2009)

**SCORING DEFENSE**

*Fewest Points Allowed:*  
152 (2004)

*Fewest Points Allowed Per Game:*  
12.7 (2004)

*Most Points Allowed:*  
397 (1994)

*Most Points Allowed Per Game:*  
39.7 (1994)

**MISCELLANEOUS**

*Most Consecutive Victories*  
13 (2009)

*Most Consecutive Games Without Being Shut Out:*  
99 (2003-2011)

*Most Overtimes in a Single Game:*  
2 (2005 vs. Missouri Valley)

*Most Shutouts:*  
2 (1991 and 1995)



**TJ Prell**  
2007-09



**Malach Radigan**  
2009-12



**Brian Schaefering**  
2007



## INDIVIDUAL RECORDS - SINGLE SEASON

### TOTAL OFFENSE

#### Most Plays:

**658, Cade Brister (2019)**  
**588, Cade Brister (2018)**  
 455, Najee Jackson (2017)  
 430, Ben Kisner (2008)  
 421, Philip Staback (2009)  
 378, Ben Kisner (2007)  
 335, Dillon Miller (2013)  
 332, Graham Lindman (2014)  
 325, John Uribe (2011)  
**321, Cade Brister (2022)**

#### Most Yards Gained:

**4324, Cade Brister (2019)**  
 3596, Philip Staback (2009)  
 3554, Ben Kisner (2008)  
 3442, Philip Staback (2010)  
**2982, Cade Brister (2018)**  
 2583, Najee Jackson (2017)  
 2569, Ben Kisner (2007)  
 2263, Dillon Miller (2013)  
**2206, Cade Brister (2022)**  
 2022, John Uribe (2011)

#### Most Touchdowns Responsible For:

**46, Cade Brister (2019)**  
 42, Philip Staback (2009)  
 36, Philip Staback (2010)  
 33, Ben Kisner (2008)  
**27, Cade Brister (2018)**  
 24, Denodus O'Bryant (2009)  
 21, Ben Kisner (2007)  
 20, Najee Jackson (2017)  
 19, John Uribe (2011)  
**19, Cade Brister (2022)**  
 18, DeDe Dorsey (2005)  
 18, Emilia Salazar (2004)

### RUSHING

#### Most Rushes:

280, DeDe Dorsey (2005)  
 219, Adam Saperstein (1990)  
 210, Marceo Haywood (1998)  
 199, Hakeem Abdullah (2007)  
 198, Denodus O'Bryant (2012)  
**191, Cade Brister (2018)**  
**158, Cade Brister (2019)**  
 155, Derron Parquet (2004)  
 151, Dario Camacho (2008)  
 150, David Goodwill (1994)

#### 100-yard rushing games:

8, DeDe Dorsey (2005)

#### 200-yard rushing games:

2, DeDe Dorsey (2005)  
 2, Adam Saperstein (1991)

#### Most Yards Gained:

1600, DeDe Dorsey (2005)  
 1509, Marceo Haywood (1999)  
 1205, Denodus O'Bryant (2012)  
 1155, Hakeem Abdullah (2007)  
 1136, Adam Saperstein (1991)  
 1130, Marceo Haywood (1998)  
 1059, Adam Saperstein (1990)  
 1000, Denodus O'Bryant (2009)  
 899, Hakeem Abdullah (2006)  
 841, DeDe Dorsey (2004)

#### Most Rushing Touchdowns Scored:

16, DeDe Dorsey (2005)  
 15, Marceo Haywood (1998)  
 15, Denodus O'Bryant (2009)  
 13, Marceo Haywood (1999)  
 13, Dario Camacho (2008)  
 12, Adam Saperstein (1991)  
 12, Nate Orlando (2010)  
 11, Hakeem Abdullah (2007)  
 11, Richard Murrell (2007)  
 11, Denodus O'Bryant (2012)  
**11, Robert Giaimo (2021)**

### PASSING

#### Most Attempts:

**527, Cade Brister (2019)**  
 411, Ben Kisner (2008)  
**397, Cade Brister (2018)**  
 351, Philip Staback (2009)  
 351, Najee Jackson (2017)  
 349, Ben Kisner (2007)  
 319, Dillon Miller (2013)  
 301, Graham Lindman (2014)  
 271, John Uribe (2011)  
 269, Emilia Salazar (2004)

#### Most Completions:

**332, Cade Brister (2019)**  
 263, Ben Kisner (2008)  
 237, Philip Staback (2009)  
**227, Cade Brister (2018)**  
 210, Ben Kisner (2007)  
 194, Dillon Miller (2013)  
 194, Najee Jackson (2017)  
 189, Philip Staback (2010)  
 165, John Uribe (2011)  
 155, Graham Lindman (2014)

#### Most Yards Gained:

**3779, Cade Brister (2019)**  
 3655, Ben Kisner (2008)  
 3381, Philip Staback (2009)  
 3329, Philip Staback (2010)  
 2549, Ben Kisner (2007)  
**2433, Cade Brister (2018)**  
 2366, Najee Jackson (2017)  
 2334, Dillon Miller (2013)  
 2204, John Uribe (2011)  
 2138, Max Brown (1996)

#### Most Touchdown Passes:

**39, Cade Brister (2019)**  
 36, Philip Staback (2009)  
 34, Philip Staback (2010)  
 33, Ben Kisner (2008)  
**21, Cade Brister (2018)**  
 19, Ben Kisner (2007)  
 19, John Uribe (2011)  
 18, Emilia Salazar (2004)  
 16, Cory Nesslage (1994)  
 16, Max Brown (1996)  
 16, Najee Jackson (2017)

#### 200-yard passing games:

11, Ben Kisner (2008)  
 11, Philip Staback (2009)

#### 300-yard passing games:

6, Philip Staback (2010)

#### 400-yard passing games:

2, Ben Kisner (2008)  
 2, Philip Staback (2010)  
 2, Ben Gomez (2012)  
**2, Cade Brister (2019)**



Andrew Helmick - 2012 vs. Nebraska-Kearney



RECEIVING

*Most Passes Caught:*

- 72, Najee Jackson (2019)
- 69, Kendell Sparks (2016)
- 67, Rudy Fleming (2008)
- 66, Andrew Helmick (2012)
- 64, Payton Rose (2019)**
- 63, Erik Henneman (2019)
- 60, Nash Sutherlin (2019)
- 58, Mario Patton (1995)
- 57, Rudy Fleming (2009)
- 57, Erik Henneman (2018)

*Most Yards Gained:*

- 1363, Andrew Helmick (2012)
- 1168, Payton Rose (2019)**
- 1056, Rudy Fleming (2008)
- 980, Rudy Fleming (2009)
- 901, Andrew Helmick (2011)
- 899, Jamere Holland (2010)
- 893, Matt Bramow (2010)
- 844, Marcel Thompson (2009)
- 837, George Mumphard (2004)
- 831, DeSean Warren (2016)

*Most Touchdown Passes Caught:*

- 15, Payton Rose (2019)**
- 14, Andrew Helmick (2012)
- 12, Matt Bramow (2009)
- 12, Andrew Helmick (2011)
- 11, Rudy Fleming (2008)
- 11, Matt Bramow (2010)
- 10, Erik Henneman (2019)
- 9, Steven Kennedy (2004)
- 9, George Mumphard (2004)
- 9, Erik Henneman (2018)
- 9, Payton Rose (2021)**
- 8, numerous times

*100-yard receiving games:*

- 6, Andrew Helmick (2012)

*200-yard receiving games:*

- 4, Andrew Helmick (2012)

PUNTING

*Highest Average (min. 20 punts):*

- 44.4, Matt Klingler (2015)

INTERCEPTIONS

*Most Interceptions:*

- 9, Pierre Desir (2012)
- 6, Brandon Gould (2009)
- 6, Marcus Klund (2003)
- 6, Bakari Triggs (2016)
- 6, Kai Ross (2021)**
- 5, Marcus Klund (2004)
- 5, Brandon Gould (2008)
- 5, Drew Seers (2021)**
- 4, numerous times

*Most Yards on Interception Returns:*

- 203, Justin Broome (2011)
- 174, Bakari Triggs (2016)
- 125, Derek Coxson (2006)
- 122, Jared Shoemaker (2007)
- 112, Brandon Gould (2008)
- 104, Damian James (2009)
- 100, Larry Gladney (2006)
- 99, Tyler Kasper (2007)
- 96, Jared Shoemaker (2005)
- 87, Logen Wright (2006)

PUNT RETURNS

*Most Punt Returns:*

- 28, Mike Buntun (2011)
- 25, Thomas Christian (2007)
- 25, Ricky McCoy (2019)
- 21, Rudy Fleming (2008)
- 21, Bobby Mason (2005)
- 20, Wesley Thomas (2016)
- 19, Spencer Redd (2021)**
- 16, Adam Saperstein (1991)
- 16, Kendell Sparks (2017)
- 15, Ricky Moore (2006)
- 15, Tre' Roby (2015)

*Most Yards of Punt Returns:*

- 508, Mike Buntun (2011)
- 328, Thomas Christian (2007)
- 254, Adam Saperstein (1991)
- 231, Spencer Redd (2021)**
- 230, Jamere Holland (2010)
- 228, Bobby Mason (2005)
- 223, Rudy Fleming (2008)
- 197, Kendell Sparks (2017)
- 196, Therman McGowan (2011)
- 191, Ricky McCoy (2019)

*Most Touchdowns Scored on Punt Returns:*

- 3, Mike Buntun (2011)
- 3, Therman McGowan (2011)


KICKOFF RETURNS

*Most Kickoff Returns:*


- 35, Spencer Redd (2019)**
- 29, Cameron Sanders (2018)
- 24, Julian Smith (1994)
- 23, Spencer Redd (2021)**
- 20, Lavarrie Johnson (2014)
- 20, Bakari Triggs (2015)
- 19, Lavarrie Johnson (2015)
- 19, Kendell Sparks (2017)
- 16, numerous times



**Bakari Triggs**  
2015-17



**Najee Jackson**  
2016-19



**Christian Golder**  
2011



**Dan Carlisle**  
2006-10

*Most Yards on Kickoff Returns:*

- 910, Spencer Redd (2019)**
- 678, Spencer Redd (2021)**
- 616, Cameron Sanders (2018)
- 477, Denodus O'Bryant (2009)
- 469, Kendell Sparks (2016)
- 450, McCray Harris (2006)
- 450, Julian Smith (1994)
- 421, Mike Buntun (2008)
- 401, Lavarrie Johnson (2014)
- 399, Bakari Triggs (2015)

*Most Touchdowns Scored on Kickoff Return:*

- 4, Denodus O'Bryant (2009)

ALL-PURPOSE

*Most Yards (since 2004):*

- 2042, Denodus O'Bryant (2012)
- 1853, DeDe Dorsey (2005)
- 1805, Andrew Helmick (2012)
- 1793, Hakeem Abdullah (2007)
- 1751, Denodus O'Bryant (2009)
- 1620, Denodus O'Bryant (2010)
- 1429, Nash Sutherlin (2019)
- 1407, Jamere Holland (2010)
- 1343, Rudy Fleming (2008)
- 1323, Cameron Sanders (2018)

SCORING

*Most Points Scored:*

- 144, Denodus O'Bryant (2009)
- 116, Halley Ferrell (2009)
- 108, DeDe Dorsey (2005)
- 102, Marceo Haywood (1998)
- 102, Denodus O'Bryant (2010)
- 98, Halley Ferrell (2007)
- 96, Dario Camacho (2008)
- 96, Andrew Helmick (2012)
- 90, Adam Saperstein (1991)
- 90, Denodus O'Bryant (2012)
- 90, Payton Rose (2019)**

*Most Touchdowns Scored:*

- 24, Denodus O'Bryant (2009)
- 18, DeDe Dorsey (2005)
- 17, Marceo Haywood (1998)
- 17, Denodus O'Bryant (2010)
- 16, Rudy Fleming (2008)
- 16, Andrew Helmick (2012)
- 15, Adam Saperstein (1991)
- 15, Denodus O'Bryant (2012)
- 15, Payton Rose (2019)**
- 14, Marceo Haywood (1999)
- 14, Hakeem Abdullah (2007)

*Most Consecutive Games Scoring a Touchdown:*

- 12, Marceo Haywood (1998-99)\*

\* scored in all 10 games in 1999



*Most Field Goals Made:*  
17, Halley Ferrell (2007)

*Most Extra Points Made by Kicking:*  
92, Halley Ferrell (2009)

**DEFENSE**

*Tackles (since 2004):*  
184, Connor Harris (2015)  
**175, Drew Seers (2019)**  
152, Connor Harris (2014)  
138, Connor Harris (2016)  
**131, Drew Seers (2021)**  
126, Connor Harris (2012)  
**120, Grady Daniels (2019)**  
108, Darrius Williams (2018)  
**103, Grady Daniels (2018)**  
100, Darrius Williams (2017)

*Solo Tackles (since 2004):*  
86, Connor Harris (2015)  
83, Connor Harris (2014)  
**76, Drew Seers (2019)**  
74, Connor Harris (2016)  
**66, Grady Daniels (2019)**  
63, Darrius Williams (2017)  
61, Wesley Thomas (2016)  
60, Connor Harris (2012)  
**57, Drew Seers (2021)**  
56, Brandon Gould (2008)

*Assisted Tackles (since 2004):*  
**99, Drew Seers (2019)**  
98, Connor Harris (2015)  
**74, Drew Seers (2021)**  
69, Connor Harris (2014)  
66, Connor Harris (2012)  
64, Connor Harris (2016)  
56, Jake Sharp (2005)  
54, Donald Cayton (2004)  
**54, Grady Daniels (2019)**  
53, Darrius Williams (2018)


*Tackles for Loss (since 2004):*  
**17.0, Drew Seers (2019)**  
15.0, Mike Sullivan (2004)  
14.5, Jeremy Coley (2007)  
14.5, Dino Morales (2004)  
13.0, T.J. Prell (2009)  
**13.0, Tayvian Weary (2019)**  
12.5, Connor Harris (2015)  
**12.5, Drew Seers (2018)**  
11.5, Joe Day (2012)  
11.5, Jonathan Harris (2018)



**Connor Harris**  
2012-16



**Logen Wright**  
2005-09



**Zac Atterberry**  
2004-07



**Matt Klingler**  
2014-15

*Sacks (since 2004):*  
7.5, Billy Ray Uren (2008)  
**7.5, Tayvian Weary (2019)**  
7.0, Dino Morales (2004)  
6.5, Mike Sullivan (2004)  
6.5, Mike Sullivan (2005)  
6.5, Brian Schaefering (2007)  
6.0, Joe Day (2012)  
6.0, Cody Reider (2011)  
6.0, Cody Reider (2012)  
6.0, Jonathan Harris (2016)  
6.0, Jonathan Harris (2018)

*Fumble Recoveries (since 2004):*  
4, Dan Carlisle (2007)

*Fumble Return Yards (since 2004):*  
70, Hakim Thomas (2009)  
62, Logen Wright (2006)  
48, Stephen Frichtl (2008)  
48, DeDe Dorsey (2004)  
46, Chris Howard (2011)  
46, Wesley Thomas (2016)

*Forced Fumbles (since 2009):*  
3, Nick Tepea (2010)  
3, Alex Meraz (2009)

*Blocked Kicks (since 2004):*  
4, Logen Wright (2009)

**INDIVIDUAL RECORDS - CAREER**

**TOTAL OFFENSE**

*Most Plays:*  
**1901, Cade Brister (2018-)**  
1192, Ben Kisner (2005-08)  
704, Philip Staback (2009-10)  
633, Dillon Miller (2012-14)  
462, Najee Jackson (2017-19)  
449, Denodus O'Bryant (2009-12)  
409, Mason Bendigo (2015-18)  
389, Nash Sutherlin (2017-)  
375, DeDe Dorsey (2004-05)  
332, Graham Lindman (2014)

*Most Yards Gained:*  
**11408, Cade Brister (2018-)**  
8359, Ben Kisner (2005-08)  
7038, Philip Staback (2009-10)  
4366, Dillon Miller (2012-14)  
3237, Denodus O'Bryant (2009-12)  
2655, Najee Jackson (2017-19)  
2273, DeDe Dorsey (2004-05)  
2266, Mason Bendigo (2015-18)  
2024, Ben Gomez (2012-13)  
2022, John Uribe (2011)

**RUSHING**

*Most Rushes:*  
**548, Cade Brister (2018-)**  
449, Denodus O'Bryant (2009-12)  
405, DeDe Dorsey (2004-05)  
389, Nash Sutherlin (2017-)  
348, Hakeem Abdullah (2006-07)  
268, Nate Orlando (2007-08, 10)  
255, Calen Campbell (2015-17)  
250, Lavarrie Johnson (2014-15)  
237, Marvin Byrd (2011-14)  
219, Adam Saperstein (1990)

*Most Yards Gained:*  
3237, Denodus O'Bryant (2009-12)  
2639, Marceo Haywood (1998-99)  
2441, DeDe Dorsey (2004-05)  
2195, Adam Saperstein (1990-91)  
2054, Hakeem Abdullah (2006-07)  
2008, Nash Sutherlin (2017-)  
**1699, Cade Brister (2018-)**  
1458, Nate Orlando (2007-08, 10)  
1407, Cecil Severado (1995-97)  
1301, Calen Campbell (2015-17)

*Most Touchdowns Scored:*  
38, Denodus O'Bryant (2009-12)  
28, Marceo Haywood (1998-99)  
**27, Cade Brister (2018-)**  
25, DeDe Dorsey (2004-05)  
20, Richard Murrell (2007, 09)  
19, Nate Orlando (2007-08, 10)  
17, Adam Saperstein (1990-91)  
17, Marvin Byrd (2011-14)  
16, Hakeem Abdullah (2006-07)  
16, Nash Sutherlin (2017-)  
13, Cecil Severado (1995-97)  
13, Dario Camacho (2008)  
13, Calen Campbell (2015-17)

**PASSING**

*Most Attempts:*  
**1353, Cade Brister (2018-)**  
1095, Ben Kisner (2005-08)  
605, Dillon Miller (2012-14)  
602, Philip Staback (2009-10)  
487, Cory Nesslage (1993-95)  
358, Mason Bendigo (2015-18)  
353, Najee Jackson (2017-19)  
301, Graham Lindman (2014)  
271, John Uribe (2011)  
259, Ben Gomez (2012-13)



*Most Completions:*

- 844, Cade Brister (2018-)**
- 638, Ben Kisner (2005-08)
- 426, Philip Staback (2009-10)
- 356, Dillon Miller (2012-14)
- 254, Cory Nesslage (1993-95)
- 196, Najee Jackson (2017-19)
- 170, Mason Bendigo (2015-18)
- 165, John Uribe (2011)
- 155, Ben Gomez (2012-13)
- 155, Graham Lindman (2014)



Brandon Gould - 2009 National Championship Game

*Most Yards Gained:*

- 9709, Cade Brister (2018-)**
- 8546, Ben Kisner (2005-08)
- 7214, Max Brown (1995-98)
- 6710, Philip Staback (2009-10)
- 4440, Dillon Miller (2012-14)
- 3155, Cory Nesslage (1993-95)
- 2445, Najee Jackson (2017-19)
- 2259, Mason Bendigo (2015-18)
- 2204, John Uribe (2011)
- 2189, Ben Gomez (2012-13)



Donald Collier - 2011 vs. Culver-Stockton

*Most Touchdown Passes:*

- 81, Cade Brister (2018-)**
- 70, Philip Staback (2009-10)
- 69, Ben Kisner (2005-08)
- 50, Max Brown (1995-98)
- 30, Dillon Miller (2012-14)
- 23, Cory Nesslage (1993-95)
- 19, John Uribe (2011)
- 18, Mason Bendigo (2015-18)
- 18, Najee Jackson (2017-19)
- 17, Emilia Salazar (2004)
- 17, Ben Gomez (2012-13)

**RECEIVING**

*Most Passes Caught:*

- 166, Payton Rose (2018-)**
- 153, Andrew Helmick (2009-12)
- 147, Jaron Alexander (2012-15)
- 136, Matt Bramow (2008-10)
- 131, Steven Kennedy (2004-06)
- 130, Carlton Rivers (1995-98)
- 124, Rudy Fleming (2008-09)
- 123, Alex Robinson (2011-14)
- 120, Erik Henneman (2017-19)
- 111, Nash Sutherlin (2017-)

*Most Yards Gained:*

- 2828, Andrew Helmick (2009-12)
- 2822, Payton Rose (2018-)**
- 2036, Rudy Fleming (2008-09)
- 1914, Matt Bramow (2008-10)
- 1909, Steven Kennedy (2004-07)
- 1666, Alex Robinson (2011-14)
- 1650, Carlton Rivers (1995-98)
- 1631, Jaron Alexander (2012-15)
- 1512, Denodus O'Bryant (2009-12)
- 1458, George Mumphard (2004-05)

*Most Touchdown Passes Caught:*

- 32, Andrew Helmick (2009-11)
- 29, Payton Rose (2018-)**
- 24, Matt Bramow (2008-10)
- 21, Steven Kennedy (2004-06)
- 19, Rudy Fleming (2008-09)
- 19, Erik Henneman (2017-19)
- 15, George Mumphard (2004-05)
- 15, Denodus O'Bryant (2009-11)
- 13, Deantrell Prince (2016-17)
- 12, Mark Henrie (1994, 1996)
- 12, Marcel Thompson (2008-09)

**PUNTING**

- Highest Average Per Punt (min. 100 punts):*
- 40.2, Edward Burns (2011-14)


**INTERCEPTIONS**

*Most Interceptions:*

- 14, Brandon Gould (2005-09)
- 13, Pierre Desir (2012-13)
- 12, Marcus Klund (2003-06)
- 10, Bakari Triggs (2015-17)
- 9, Ricky McCoy (2016-19)
- 8, Drew Seers (2017-)
- 6, Jake Sharp (2004-05)
- 6, Adarrious Ross (2008-09)
- 6, Brock Reed (2009-12)
- 6, Connor Harris (2015-16)
- 6, Kai Ross (2021-)**
- 5, Jared Shoemaker (2005-07)
- 5, Logen Wright (2005-09)
- 5, Justin Broome (2011-12)

*Most Yards on Interception Returns:*

- 247, Brandon Gould (2005-09)
- 241, Bakari Triggs (2015-16)
- 225, Justin Broome (2011-12)



**Philip Staback**  
2009-10



**Denodus O'Bryant**  
2009-12



**Brandon Gould**  
2005-09



**Pierre Desir**  
2012-13



**PUNT RETURNS**

*Most Punt Returns:*

- 39, Ricky McCoy (2016-19)
- 30, Rudy Fleming (2008-09)
- 29, Mike Bunton (2007-11)
- 29, Tre' Roby (2013-15)
- 25, Thomas Christian (2007)
- 25, Wesley Thomas (2013-16)
- 25, Spencer Redd (2019-)**
- 21, Bobby Mason (2005)
- 18, Kendell Sparks (2016-17)
- 15, Aaron Williams (2004)
- 15, Ricky Moore (2006)

*Most Yards on Punt Returns:*

- 547, Mike Bunton (2007-11)
- 328, Thomas Christian (2007)
- 288, Ricky McCoy (2016-19)
- 279, Rudy Fleming (2008-09)
- 263, Spencer Redd (2019-)**
- 236, Tre' Roby (2013-15)
- 230, Jamere Holland (2010)
- 230, Kendell Sparks (2016-17)
- 228, Bobby Mason (2005)
- 196, Therman McGowan (2011)

*Most Touchdowns Scored on Punt Returns:*

- 4, Mike Bunton (2007-11)
- 3, Therman McGowan (2011)
- 1, seven players

**KICKOFF RETURNS**

*Most Kickoff Returns:*

- 70, Spencer Redd (2019-)**
- 50, Mike Bunton (2007-11)
- 48, Bakari Triggs (2015-17)
- 44, Denodus O'Bryant (2009-12)
- 39, Lavarrie Johnson (2014-15)
- 39, Tre' Roby (2013-15)
- 35, Leonard Durant (2005-08)
- 35, Kendell Sparks (2016-17)
- 29, Cameron Sanders (2018)
- 28, Andrew Helmick (2009-12)

*Most Yards on Kickoff Returns:*

- 1761, Spencer Redd (2019-)**
- 1377, Denodus O'Bryant (2009-12)
- 1102, Bakari Triggs (2015-17)
- 1058, Mike Bunton (2007-11)
- 867, Kendell Sparks (2016-17)
- 791, Leonard Durant (2005-08)
- 780, Tre' Roby (2013-15)
- 759, Lavarrie Johnson (2014-15)
- 679, Andrew Helmick (2009-12)
- 616, Cameron Sanders (2018)
- 509, Nate Orlando (2007-08, 10)

*Most Touchdowns Scored on Kickoff Returns:*

- 8, Denodus O'Bryant (2009-12)
- 2, Mike Bunton (2007-11)
- 2, Roren Thomas (2009)
- 2, Spencer Redd (2019-)**
- 1, Five Players

**ALL-PURPOSE**

*Most Yards (since 2004):*

- 6126, Denodus O'Bryant (2009-12)
- 3797, Andrew Helmick (2009-12)
- 3217, Nash Sutherlin (2017-)
- 2879, Hakeem Abdullah (2006-07)
- 2852, Payton Rose (2018-)**
- 2851, DeDe Dorsey (2004-05)
- 2662, Mike Bunton (2007-11)
- 2517, Spencer Redd (2019-)**
- 2502, Rudy Fleming (2008-09)
- 2500, Nate Orlando (2007-08, 10, 12)

**SCORING**

*Most Points Scored:*

- 372, Denodus O'Bryant (2009-12)
- 329, Halley Ferrell (2006-09)
- 275, James Neal (2010-13)
- 216, Andrew Helmick (2009-12)
- 186, Marceo Haywood (1998-99)
- 180, DeDe Dorsey (2004-05)
- 176, Dante Buscaglia (1998-00)
- 174, Payton Rose (2018-)**
- 162, Cade Brister (2018-)**
- 150, Adam Saperstein (1990-91)

*Most Touchdowns Scored:*


- 62, Denodus O'Bryant (2009-12)

*Most Field Goals Made:*


- 40, Halley Ferrell (2006-09)

*Most Extra Points Made by Kicking:*

- 209, Halley Ferrell (2006-09)



**Andrew Helmick**  
2009-12



**Mike Bunton**  
2007-11



Pierre Desir - 2012 vs. Central Missouri



Mike Bunton - 2011 vs. Graceland



Denodus O'Bryant - 2012 vs. Nebraska-Kearney



With her husband, George Sibley, pioneer educator Mary Sibley founded Lindenwood as a school for young women in 1827. Lindenwood was committed to combining professional issues with academic pursuits, the social with the intellectual, and the spiritual with the physical. In short, Mary Sibley brought holistic higher education to the American frontier.

Lindenwood became a Presbyterian college in 1853 and still maintains a historical relationship with the Presbyterian Church. In 1918, Lindenwood became a four-year college, and in 1969, Lindenwood attempted to strengthen its financial base by becoming co-ed. The school altered its name in 1974. The Lindenwood Colleges referred to the school's individual operations for men and women and also to its accelerated evening program, the Lindenwood College for Individualized Education, and its graduate programs.

During the '70s and '80s, the school struggled with a changing economy and accumulated substantial indebtedness. Enrollments began to decline, and by the spring of 1989, the number of day students had dropped below 1,000. As well, institutional change during those decades had led to some loss of clarity of mission. In view of



these fiscal and cultural challenges, the Board of Directors resolved to "refound" the school by returning to the fundamental precepts of individualized, holistic, values-oriented higher education that combines the practical with the academic. A president experienced in financial management and organizational revitalization was hired to lead the whole Lindenwood community in its collective renewal initiative. The result was a period of rapid growth and innovation that enabled the college to become the higher-education leader that it is today.

At the height of its revival, Lindenwood College became Lindenwood University in 1997. Enrollment burgeoned, and new construction arrived in late 1997 with the Hyland Performance Arena. By 1998-99, the annual enrollment approached 9,500, the faculty was growing, and the school balanced its budgets and increased revenues.

In 2000, Lindenwood dedicated the first of eight new residence halls to be constructed over the next decade—the first such construction in more than 30 years. In 2002, Lindenwood built the beautiful new Spellmann Campus Center. The 136,000-square-foot J. Scheidegger Center for the Arts opened in 2008.

The growth has not slowed. Additional construction has included expansion and renovation of Harmon Hall, now the home of the Robert W. Plaster School of Business and Entrepreneurship, and the 120,000-square-foot Evans Commons opened to great fanfare in 2011. A new athletics building was added in 2012 adjacent to Harlen Hunter Stadium, corresponding with Lindenwood's transition to the NCAA Division II.

Lindenwood opened in 2017 a 100,000-square-foot Library and Academic Resources Center at the front of the campus. The building serves as a hub for student services and academics.

Academically, Lindenwood has grown as well with extension of its longstanding general accreditation, the addition of numerous specialized accreditations for individual programs, and the addition of a number of degree programs, including the school's first doctoral degrees in the School of Education.

Mary Sibley ran a tightly managed school with a resourceful spirit and a clear purpose. She would have been proud of today's Lindenwood.

