

LINDENWOOD FOOTBALL

www.LindenwoodLions.com | @LindenwoodFB

GAME NOTES

Game One | Saturday, September 7, 2019 | 1:06 p.m. PT | at Eastern Washington
Roos Field | Cheney, Wash. | Capacity: 8,600

MATCHUP

LINDENWOOD



0-0, 0-0 GLVC

EASTERN WASHINGTON



0-1, 0-0 Big Sky

Series History

First Meeting

GAME PREVIEW

The Lindenwood football team will open the 2019 season on Saturday in Cheney, Wash. to take on Eastern Washington at 1:06 p.m. PT. The Lions will play their first Division I opponent since the 2011 season. The Eagles are ranked third in the 2019 NCAA Division I FCS Coaches Poll, after making in to the championship game in 2018.


Lindenwood opened the 2011 season with a 22-20 win at Division I Northern Colorado on a last-second field goal. Later that season, the Lions played Division I University of South Dakota, falling 30-0. The Eagles are coming off of a 47-14 loss to the University of Washington last week.

The Lions return much of their offense from a season ago, including All-American tight end Erik Henneman. The 6-3 senior was named to the 2019 College Football America Yearbook Division II Preseason Starting Lineup. Getting the ball to Henneman will be returning starting quarterback, Cade Brister. Brister started last year as a redshirt freshman, already making his mark in the programs' record book.

Lindenwood brings back five all-conference performers from last year, including leading tackler Darrius Williams. Williams is joined by Grady Daniels in the defensive backfield, as the two combined for 211 tackles in 2018. Drew Seers returns at linebacker, after posting a team-high 12.5 tackles for loss last year.

In the last 10 season-openers, Lindenwood is 8-2 including its win over Division I Northern Colorado in 2011. The Lions are 2-3 against NCAA Division I opponents, with the first win coming in a 34-33 win at Butler in 1998.


PLAYERS TO WATCH



Cade Brister
6-0 | 200
Sophomore | QB



Drew Seers
6-1 | 227
Junior | LB



Erik Henneman
6-3 | 236
Senior | TE



Uchenna Egwuonwu
6-2 | 265
Senior | DE

LINDENWOOD LEADERS - 2018 SEASON



PASSING

Cade Brister (227-for-397, 2,433 yards, 21 TD)



RUSHING

Nash Sutherlin (110 attempts, 655 yards, 6 TD)
Cade Brister (191 attempts, 549 yards, 6 TD)
Cameron Sanders (96 attempts, 504 yards, 4 TD)



RECEIVING

Erik Henneman (57 catches, 639 yards, 9 TD)
Najee Jackson (33 catches, 367 yards, 3 TD)
Paul Silvio (28 catches, 285 yards, 3 TD)



DEFENSE

Darrius Williams (108 tackles, 55 solo, 53 assists, 6 PBU, 1 FF)
Drew Seers (96 tackles, 46 solo, 12.5 TFL, 1.5 sacks, 2 INT, 1 TD)
Jonathan Harris (59 tackles, 11.5 TFL, 6.0 sacks, 1 FF, 1 FR)

QUICK FACTS

LINDENWOOD

Mascot: Lions
Location: St. Charles, Mo.
Founded: 1827
Enrollment: 6,127
Colors: Black & Vegas Gold
Head Coach: Jed Stugart
Career Record: 99-38
Lindenwood Record: 8-14
Athletics Director: Brad Wachler

EASTERN WASHINGTON

Mascot: Eagles
Location: Cheney, Wash.
Founded: 1882
Enrollment: 12,607
Colors: Red and White
Head Coach: Aaron Best
Career Record: 19-8
Eastern Washington Record: 19-8
Athletics Director: Lynn Hickey

Watch | www.pluto.tv/live-tv/big-sky-conference

Listen | www.lindenwood.edu/891-the-wood/kcl-c-hd1

Stats | www.statbroadcast.com/events/statbroadcast.php?t=lg&id=ewas



JED STUGART | HEAD COACH | THIRD SEASON



Jed Stugart is in his third season as the Lindenwood football head coach in 2019. Stugart is in his 13th season, and has an all-time record of 99-38. In 2018, Stugart led the Lions to 4-7 season with all wins coming on the road. The offense averaged the most plays per game in a single season with 76.0 during the 2018 season. Lindenwood placed 12 players on the all-MIAA football teams, including two first-team honorees. The two first-team selections were the most for Lindenwood since the 2015 season. The Lions had a record-setting game against Missouri Southern in a 51-13 victory in the second game of the season. Lindenwood scored seven touchdowns which tied for second in program history in a single game.

After scoring 42 points in a week three loss, Stugart guided the Lions to their first win over Emporia State in program history with a 48-41 victory. Lindenwood capped off the year with a wild 21-point fourth-quarter comeback victory over Missouri Western. The Lions scored with less than two minutes left in the game on an 11-play 99-yard drive. Lindenwood recovered the ensuing onside kick, and drove down to score the game-winning touchdown with 36 seconds left in the game.

The 2018 season was highlighted by All-American tight end Erik Henneman. Henneman was named first-team All-American by the AFCA, D2CCA, and D2Football.com after hauling in nine touchdowns on 57 receptions for 639 yards. Joining Henneman on the first-team all-MIAA list was senior defensive lineman Jonathan Harris. Harris was named first-team all-MIAA for the second-straight season as he amassed 11.5 tackles for loss and had six sacks in his final season with the Lions. Stugart had 12 Lions earn all-MIAA honors. Following the 2019 NFL Draft, Harris signed a training camp invite deal with the Chicago Bears.

In his first season at Lindenwood, Stugart led the Lions to their best season in five years. Lindenwood won four games, including a road victory at Pittsburg State, one of the toughest places to play in the MIAA. The Lions were also much more competitive in their other games, and they improved their scoring margin by nearly eight points a game.

Statistically, Lindenwood had both its top offensive and defensive numbers since the program's first year in the MIAA. The biggest change Stugart made, though, was improving the program's culture, and building the blocks for future success, including signing the largest recruiting class during Lindenwood's NCAA era in 2018.

Stugart coached 13 players that earned all-MIAA honors, the highest mark for the program since Lindenwood joined the MIAA. Among the honorees was Jonathan Harris earning first-team all-MIAA honors on the defensive line. Stugart was the head football coach at Sioux Falls from 2010-16, and turned the program into one of the top ones in NCAA Division II. In seven seasons, he had a record of 65-17, including a 32-5 mark over the last three years. In his first season in 2010, Stugart led the Cougars to a conference championship, and the team advanced to the NAIA National Championship game. The program began the transition to the NCAA Division II level after that. Sioux Falls won 20 games over the next three years, including a 9-2 mark in its first season as a member of the Northern Sun Intercollegiate Conference (NSIC) in 2012.

Over his final three seasons at the school, Stugart and Sioux Falls took the next step and became one of the top teams in the country. The Cougars went to the postseason all three years with a victory in the Mineral Water Bowl in 2014 and NCAA Tournament appearances in both 2015 and 2016. Sioux Falls won its first NSIC Championship this past season with a perfect 11-0 regular season mark, and it won its first NCAA Tournament game with a 34-21 first-round win over Azusa Pacific. Stugart was named the NSIC Coach of the Year and a NCAA Regional Coach of the Year after the Cougars finished the regular season in the top-five in the national rankings.

Stugart's offenses have ranked in the top-25 in the NCAA Division II in scoring and total offense the last three seasons, and they have ranked in the top-20 in scoring defense in two out of the last three years. In 2017, the Cougars ranked third in rushing offense (308.1), seventh in total offense (511.3), 21st in scoring offense (39.0), and 20th in scoring defense (19.6). During Sioux Falls' tenure in the NSIC, Stugart produced 73 all-NSIC performers and eight All-Americans. The Cougars had three Academic All-Americans, and 91 members on the Academic All-NSIC team. In 2010, he coached the NAIA Player of the Year, as well as 22 all-conference selections. He was the head coach at former Lindenwood rival MidAmerica Nazarene from 2006 to 2008. He had a record of 26-7 with MidAmerica Nazarene, along with two postseason appearances and the 2008 HAAC Championship. Stugart was once named the Region 3 Coach of the Year by the American Football Coaches Association.

Stugart has also been an assistant coach at two NCAA Division I programs. In 2009, he was the linebackers coach for UNLV. All three starting linebackers that season finished in the top-20 in the Mountain West Conference in tackles, and the team just missed a bowl bid. From 1999 to 2005, he was a coach at Northern Colorado. He started by coaching the defensive line and linebackers before being promoted to defensive coordinator in 2003. In his first year as coordinator, the Bears defense ranked 16th in the nation in total defense and 13th in scoring defense. Stugart produced three All-Americans at Northern Colorado and was a part of two conference championships and two postseason appearances.

Stugart earned a bachelor's degree from Azusa Pacific University in 1995 and a master's degree from Northern Colorado in 2003. He earned three letters as a linebacker from Azusa Pacific. Stugart and his wife, Angie, have a son, Gunner, and a daughter, Gracie.

COACHING CAREER

YEAR	SCHOOL	OVERALL RECORD	CONF. RECORD
2006	MidAmerica Nazarene	7-3	7-3
2007	MidAmerica Nazarene	9-3	8-2
2008	MidAmerica Nazarene	10-1	10-0
2010	Sioux Falls	13-1	10-0
2011	Sioux Falls	5-4	0-0
2012	Sioux Falls	9-2	9-2
2013	Sioux Falls	6-5	6-5
2014	Sioux Falls	11-1	11-1
2015	Sioux Falls	9-3	9-2
2016	Sioux Falls	12-1	11-0
2017	Lindenwood	4-7	4-7
2018	Lindenwood	4-7	4-7
2019	Lindenwood	0-0	0-0
Career	13th Year	99-38	88-29



**DUSTY HOVORKA | OFFENSIVE COORDINATOR | THIRD SEASON**

Dusty Hovorka is in his third season in 2019 as Lindenwood's offensive coordinator. This season, he will also coach the team's tight ends. In his second season, Hovorka helped the offensive production increase from a season ago, scoring 28.8 points per game. The Lindenwood offense ranked in the top-25 in the nation with an 85.7 percent success rate in the red zone. The Lions scored 41 points or more in three-straight games, including a 51-point effort against Missouri Southern. Junior tight end Erik Henneman broke the school record for touchdown receptions in a game with four.

Lindenwood earned its first win over Emporia State in a 48-41 victory in the fourth game of the season. The Lions put up 24 points against No. 10 Pittsburg State and 17 points against No. 11 Northwest Missouri, both above their season average in points allowed. Nash Sutherlin broke free against Pittsburg State for an 87-yard touchdown run, one yard shy of the school record. Lindenwood capped off the year with a wild 21-point fourth-quarter comeback victory over Missouri Western. The Lions scored with less than two minutes left in the game on an 11-play 59-yard drive. Lindenwood recovered the ensuing onside kick, and drove down to score the game-winning touchdown with 36 seconds left in the game.

Hovorka played a key part in the success of freshman quarterback Cade Brister who ranks near the top of multiple school records after just one season. Brister was responsible for 27 touchdowns, ranking right behind two of the greatest quarterbacks in program history (Philip Staback and Ben Kisner). Hovorka helped aid the production of first-team All-American tight end Erik Henneman. Along with Henneman, the Lindenwood offense tallied four other all-MIAA honorees, including second-team offensive lineman Lucas Beddow. Earning honorable-mention recognition were Brister, Sutherlin, and Cameron Sanders.

In his first season at Lindenwood, Hovorka had a new quarterback under center, and a new-look offensive line. Despite the changes, the Lions still improved their offense by nearly half a point a game, and gained 26.1 more yards per game. Lindenwood jumped one spot in the MIAA in scoring offense, and four spots in total offense. The program had its highest scoring offense and total offense since its 2012 campaign.

Hovorka helped three offensive players earned third-team all-MIAA honors in running back Calen Campbell, wide receiver Deantrell Prince, and offensive lineman Akil Williams. Three other offensive players also earned honorable mention accolades. Hovorka came to Lindenwood from the University of Sioux Falls, where he served from 2010-2016. From 2014-2016, he was Sioux Falls's offensive coordinator. While he was offensive coordinator, Hovorka's offense averaged 40.3 points and 489.5 total yards of offense a game. The Cougars averaged 239.3 yards on the ground and 250.1 yards through the air. In those three seasons, Sioux Falls went 32-5, appeared in the postseason all three years, won the 2016 NSIC Championship, and won its first NCAA Tournament game in 2016.

In 2016, Sioux Falls ranked third in the nation by rushing for over 300 yards a game. The Cougars were 17th in scoring offense and seventh in total offense. Three players earned first-team all-NSIC honors, including running back Max Mickey, a Harlon Hill candidate. Six other offense players earned second-team all-conference awards, and two were honorable mention picks. In 2015, Hovorka helped Sioux Falls to being ranked 16th in scoring offense and 19th in total offense. The offensive line led the nation that year by allowing just five sacks. Six players earned all-conference honors, including offensive lineman Antonio Green who was a first-team All-American. In his first year as an offensive coordinator, Hovorka led Sioux Falls to being ranked seventh nationally in scoring offense and 17th in total offense. The Cougars scored 58 offensive touchdowns, 11 more than the previous season. Hovorka coached the NSIC Offensive Player of the Year in quarterback Luke Papilion, as well as four other all-conference performers.

From 2010-2013, Hovorka was in charge of the team's wide receivers. In his first season, he coached Jon Ryan to NAIA Player of the Year honors after Ryan had 24 touchdowns, 81 receptions, and 1,430 receiving yards. After Sioux Falls joined the NSIC, two players earned all-conference honors in that span. Hovorka was one of the top players in Sioux Falls history from 2003-2006. He set career records with 291 receptions, 4,801 receiving yards, and 55 receiving touchdowns. Hovorka was a three-time All-American, and the only wide receiver in school history to record 1,000 or more yards in all four of his seasons. He helped Sioux Falls win the 2006 NAIA National Championship. After his collegiate career, Hovorka played six seasons for the Sioux Falls Storm in the IFL. Hovorka is married to Kari Keating.

ERIC INAMA | DEFENSIVE COORDINATOR | THIRD SEASON

Eric Inama is in his third season on the Lindenwood football coaching in 2019. He was promoted to defensive coordinator prior to the 2019 season. In his second year, Inama helped Lindenwood allow the fewest yards since the 2013 season. The Lions allowed 385.3 yards per game, the best mark for the Lions in the last eight years. In week two, the Lions allowed just 33 passing yards against Missouri Southern which was the second-lowest mark in program history.

Inama saw great production from the safety position, as Darrius Williams and Grady Daniels were named to the all-conference team. Williams posted his second-straight 100-plus tackle season to earn third-team all-MIAA, ranking fifth in the season record books ranking behind Connor Harris. Daniels earned honorable-mention all-MIAA recognition after posting 103 tackles, and registered one of the two interceptions returned for a touchdown for the Lions.

Inama saw success as the special team's coordinator, as Cameron Sanders tallied 198 kickoff returns yards against Central Oklahoma to set a new school record. The Lions had two kickoff returns for a touchdown, one of which led to D'Harius Brown earning MIAA Special Teams Player of the Week. Sanders was named honorable-mention all-MIAA as a kick returner after setting the school record for kickoff returns (29) and kickoff return yards (616) in a single season.

In his first season at Lindenwood, Inama played a big role in Lindenwood's defense improving by over seven points and nearly 100 total yards a game. The Lions ranked third in the MIAA by allowing 207.7 passing yards a game, and were ranked third by allowing 6.0 yards per attempt. Lindenwood improved its passing defense by 104.4 yards a game. Lindenwood also had one of the top special teams in the MIAA under Inama. The Lions ranked in the top three in both punt returns and kickoff returns, the only conference school that could claim that. The Lions also ranked in the top half of the MIAA in net punting, field-goal kicking, and PAT kicking.

Inama coached five all-conference performers. On defense, Bakari Triggs was a second-team selection, Darrius Williams was a third-team pick, and Ace Rogers was honorable mention. On special teams, Kendell Sparks was second-team all-MIAA as a return, and punter Michael Crowder was named honorable mention all-conference. Inama came to Lindenwood from the University of Sioux Falls, where he served as the defensive backs/special teams coordinator from 2014-2016. In that three-year span, the Cougars went 32-5. Sioux Falls intercepted 66 passes and returned 12 of those interceptions for touchdowns. Sioux Falls was nationally-ranked and made the postseason in all three of those seasons. Last year, the program won the NSIC Championship and advanced to the second round of the NCAA Tournament.

Among the top players Inama coached were John Tidwell and Solomon St. Pierre. Tidwell was a three-time first-team all-NSIC pick, and St. Pierre won back-to-back first-team honors. St. Pierre also won numerous All-American honors, and Tidwell was an Academic All-American. Last season, three defensive backs earned first or second-team all-NSIC accolades. Inama also coached one of the top special teams units in the NSIC. In 2016, the Cougars ranked third nationally in kickoff returns and 27th in punt returns. Sioux Falls also ranked in the top-20 in kickoff returns in 2014, and in the top-20 in punt returns in 2014 and 2015.

Inama was also an assistant coach at Sioux Falls from 2007-2009. He helped the Cougars win back-to-back NAIA National Championships in 2008 and 2009, and finish second nationally in 2007. Sioux Falls also won conference titles all three of those seasons, and had the NAIA's No. 1 defense in 2008 and 2009. From 2010-2012, Inama was the defensive coordinator at Midland University. In his first season, he helped Midland have its most successful season in 16 years. The Warriors went 8-3 and finished the year ranked 22nd in the NAIA. That squad was ranked second in pass defense efficiency, sixth in scoring defense, and 11th in total defense. In 2011, Midland was 17th nationally in total defense and third in creating turnovers. Inama started his coaching career at Kings College as a defensive backs coach. In 2012, Inama was named an AFCA Assistant Coach of the Year finalist. That same year, he served as an assistant coach for the 2012 All-American Bowl. In 2010, he was named an honorary captain of the Schuylkill County Football Coaches Association.

Inama was a three-time letterwinner at Delaware Valley College. He was a part of a program that went 21-3 during a two-year run that included the 2003 ECAC Bowl Championship and 2004 Middle Atlantic Championship. The 2004 team reached the NCAA Division III Tournament Quarterfinals. Inama graduated from Delaware Valley College in 2005 with a degree in business administration. He also holds an MBA from Sioux Falls in 2010. Eric is married to his wife, Kaylene, and they have one son, Kade.

**JON EASTMAN | QUARTERBACKS COACH | THIRD SEASON**

Jon Eastman is in his third season as an assistant coach on the Lindenwood football team in 2019. He is serving as the team's quarterbacks coach. In his second season, Eastman helped the offensive production increase from a season ago, scoring 28.8 points per game. The Lindenwood offense ranked in the top-25 in the nation with an 85.7 percent success rate in the red zone. The Lions scored 41 points or more in three-straight games, including a 51-point effort against Missouri Southern. Lindenwood capped off the year with a wild 21-point fourth-quarter comeback victory over Missouri Western. The Lions scored with less than two minutes left in the game on an 11-play 99-yard drive. Lindenwood recovered the ensuing onside kick, and drove down to score the game-winning touchdown with 36 seconds left in the game.

Eastman played a key part in the success of first-year quarterback Cade Brister. Brister was named honorable-mention all-MIAA, as he ranked second in the MIAA and 34th in the nation in both passing yards (2,433) and touchdown passes (21). Brister threw a touchdown pass in every game in 2018, including five touchdown passes against Emporia State. The redshirt freshman also rushed for 549 yards and six touchdowns on the ground.

Brister ran 588 plays, the most in school history by more than 130 plays. Brister was responsible for 27 touchdowns, ranking right behind two of the greatest quarterbacks in program history (Philip Staback and Ben Kisner). The 2,982 total yards by Brister ranks fourth in school history, and was the most yards gained since the 2010 season. Brister averaged 20.6 completions per game and had just two percent of his passes intercepted, both second in the record books.

In his first season at Lindenwood, Eastman led the development of first-year quarterback Najee Jackson. In just one season, Lindenwood's passing offense jumped from last in the conference to seventh, and it improved from tenth to fifth in yards per attempt. The improved quarterback play helped Lindenwood average its most points since the 2012 season. Under Eastman's tutelage, Jackson was an honorable mention all-MIAA selection, and the team's Offensive Player of the Year. Eastman came to Lindenwood from the University of Sioux Falls, where he was an assistant coach from 2012 to 2016. He was the team's quarterbacks coach for three years, and also coached the offensive line (2013) and tight ends (2012).

While Eastman was the quarterbacks coach at Sioux Falls, the Cougars averaged 40.3 points, 250.1 passing yards, and 489.5 yards of total offense a game. Sioux Falls went 32-5 in that span, appeared in the postseason all three years, won the 2016 NSIC Championship, and won its first NCAA Tournament game in 2016. Sioux Falls finished in the top-20 in the nation in scoring offense all three seasons. Eastman played a big role in the development of quarterback Luke Papilion who was the Sioux Falls quarterback from 2013-2016. Papilion was an all-conference performer every year under Eastman, including being the 2014 NSIC Offensive Player of the Year, and was a two-time candidate for the Harlon Hill Award. In those three seasons, Papilion threw for 8,286 yards and rushed for 2,645 more yards. He had 73 passing touchdowns and 60 rushing scores in that span.

Eastman finished his collegiate playing career at Sioux Falls in 2010. He led the Cougars to their third straight NAIA National Championship. Eastman was a first-team all-conference player, and an All-American selection. He threw for 3,465 yards and 45 touchdowns that season, and completed 65.1 percent of his passes. Sioux Falls averaged 41.2 points a game that year and went 13-1 on their way to the national title. Eastman started his college career at Snow College. In 2008, he helped the team advance to the National Junior College Athletic Association Championship game. Despite missing much of the season with an injury, he still threw for 804 yards and eight touchdowns. In 2007, Eastman appeared in seven games and threw for 1,647 yards and 15 touchdowns. Eastman played at Colorado State University in 2009. He appeared in six games and threw for 494 yards and two touchdowns. Eastman received his bachelor's degree in business administration and public accounting from Sioux Falls in 2011. Jon is married to his wife, Jaygan.

JOSH BRESKE | OFFENSIVE LINE COACH | THIRD SEASON

Josh Breske is in his third season on the Lindenwood football coaching staff in 2019. He is the team's offensive line coach, and also serves as the team's recruiting coordinator. In 2018, the Lindenwood offense rushed for 160.6 yards and threw for 229.0 yards per game. Breske helped mold an offensive line that aided the production of 602 yards of offense against Emporia State. The Lions pounded the ball on the ground and rushed for 294 yards against the Hornets, earning their first win over Emporia State in program history.

Breske played a key role in the success of second-team all-MIAA lineman, Lucas Beddow. In his senior season, Beddow played multiple positions on the line. Beddow protected honorable-mention all-MIAA quarterback Cade Brister, and helped spring free the second-longest rush in school history which went for 87 yards. The Lindenwood offense ranked in the top-25 in the nation with an 85.7 percent success rate in the red zone. In his first season at Lindenwood, he oversaw a new look offensive line that helped the team have its highest scoring offense since the 2012 season. The offensive line helped the Lions rushing game average 4.4 yards per carry, the seventh-best mark in the MIAA and an improvement of nearly 16 percent over the previous season. Lindenwood also cut its number of sacks allowed by 33 percent over the 2016 season.

Breske helped three offensive linemen earn all-MIAA honors. Aki Williams was a third-team selection, and Evan Pumphrey and Lucas Beddow each earned honorable mention accolades. Breske has also overseen the last two recruiting classes for the program, which has helped reshape the program. In 2018, Lindenwood had its largest incoming class since its move to the NCAA level. Breske came to Lindenwood after three seasons at the University of Sioux Falls. In 2016, he was the program's offensive line coach, after being the tight ends coach for his first two seasons.

In his three seasons at Sioux Falls, Breske has helped the Cougars go 32-5. The team advanced to the postseason all three years, including NCAA Tournament appearances in 2015 and 2016. The 2016 team won the NSIC Championship, and also captured the program's first NCAA Tournament victory. From 2014-2016, Sioux Falls averaged 40.3 points and 489.6 yards of total offense a game. In his first year as the offensive line coach, Sioux Falls ranked third in NCAA Division II with 308.1 rushing yards a game, and it ranked eight by allowing just 0.85 sacks a contest. The offensive line production helped the Cougars rank 17th in the nation in scoring offense and seventh in total offense. Five Sioux Falls offensive linemen were all-conference selections in 2016, including two on the first-team and two on the second-team. Antonio Green was a finalist for the Gene Upshaw Award as NCAA Division II's top lineman.

In 2015, Breske helped tight end Nicholas Stanke earned all-NSIC second-team honors. Stanke caught 25 passes that year for 221 yards and two touchdowns. Breske got his coaching career started as a graduate assistant coach at Robert Morris University (Ill.) where he was the offensive line coach, and also assisted with strength and conditioning. From 2012-2013, Breske coached at Chadron State where he was the offensive line coach. He helped offensive tackle Garret Gilkey get drafted in the seventh round by the Cleveland Browns. Prior to coaching, Breske was a four-year starter at Black Hills State University. He played in all 46 games during the 2006-2009 seasons. He earned two NAIA All-American honors and was a third-team first-team all-conference pick. He was a two-year captain and helped lead the Yellow Jackets to consecutive conference titles. Breske also played indoor football for one season with the Wyoming Cavalry. Breske holds a master's of business administration degree from Chadron State, and earned his bachelor's degree from Black Hills State. Josh, and his wife Alana, have a daughter, Lola, and a son, Bo.

TORE' HURST | RECEIVERS COACH | THIRD SEASON

Tore' Hurst is in his third season in 2019 on the Lindenwood coaching staff. He is currently the team's wide receivers coach, after being the Offensive Quality Control coach in 2017. In his second season, Hurst helped the offensive production increase from a season ago, scoring 28.8 points per game. The Lindenwood offense ranked in the top-25 in the nation with an 85.7 percent success rate in the red zone. The Lions scored 41 points or more in three-straight games, including a 51-point effort against Missouri Southern.

The Lindenwood receiving core hauled in 235 passes for a total of 2,519 yards and 17 touchdowns. Hurst helped the production of tight end Erik Henneman who was named first-team All-American. Henneman broke the school record for touchdown receptions in a game with four against Missouri Southern. In his first season at Lindenwood, the team's offense improved by nearly half a point a game, and gained 26.1 more yards per game. Lindenwood jumped one spot in the MIAA in scoring offense, and four spots in total offense. The program had its highest scoring offense and total offense since its 2012 campaign. Five offensive players earned all-MIAA honors, including three third-team selections.

Hurst coached tight ends at Washburn University as a graduate assistant in 2014. Hurst played at Washburn from 2010-13 as a tight end for the Ichabods. Tore' started every game for three-straight seasons and was named to the Daktronics Super Region No.3 second-team in his final year of competition. In his senior season, Hurst led the Ichabods in receiving this season with 40 catches, 575 yards and seven touchdowns. Hurst was a second team all-MIAA pick as a junior and an honorable mention selection as a sophomore.

For his career he recorded 1,868 receiving yards on 131 catches with 24 touchdowns. Entering the 2017 season, Hurst ranks fifth in career touchdown catches at Washburn. Hurst stands sixth in career receptions and ninth in career receiving yards. Hurst graduated from Washburn in 2016 with a sports management degree. Hurst is from St. Louis, Mo. where he competed at McClure North High School.

**BRANDON ANDERSEN | LINEBACKERS COACH | THIRD SEASON**

Brandon Andersen is in his third season on the Lindenwood football coaching staff in 2019. He is the team's linebackers coach. In his second year, Andersen coached a strong core of linebackers, as Lindenwood allow the fewest yards since the 2013 season. The Lions allowed 385.3 yards per game, the best mark for the Lions in the last eight years. In week two, the Lions allowed just 33 passing yards against Missouri Southern which was the second-lowest mark in program history. Andersen played a strong role in the success of Drew Seers and CJ Bivens. Seers was named third-team all-MIAA, while Bivens was named honorable-mention all-MIAA.

Andersen saw a spike in production from Seers, as he tallied 12.5 tackles for loss and compiled 96 tackles in 2018. Seers had one of two interceptions returned for a touchdown for the season. Bivens ranked fourth on the team with 69 tackles, including 11 tackles in the opening week. Bivens had a key interception against Missouri Western, while Seers made a game-saving tackle in the comeback victory in the final game of the season.

In his first season at Lindenwood, Andersen oversaw a linebackers unit that returned no starters from the previous season. His linebackers played a key role in the team's defense allowing 27.2 points a game, 7.2 points fewer than the previous year. It was the first time since the 2012 season that Lindenwood allowed fewer than 30 points a game for the season. Lindenwood's linebackers helped the Lions improve across the board statistically, including allowing over 100 fewer yards per game.

Andersen helped true freshman Drew Seers be named the team's Newcomer of the Year. Seers, CJ Bivens, and Nate Blanchard all ranked among the team's top-five tackles for the season. Andersen came to Lindenwood from the University of Sioux Falls, where he served as the linebackers coach from 2012-2016. He was also the recruiting coordinator for his final three seasons in Sioux Falls. Andersen played a big role in Sioux Falls' defensive success, especially over the last three seasons. In that span, the Cougars went 32-5 and advanced to three postseason appearances. The 2016 squad, which was ranked in the top-five nationally, won the NSIC Championship and advanced to the second round of the NCAA Tournament.

In 2016, Andersen helped one linebacker earn first-team all-NSIC, one earn second-team all-NSIC, and one earn honorable mention all-conference honors. In all he has coached seven all-conference performers. Andersen was a four-year linebacker at Sioux Falls from 2008-2011. He was a two-year starter, and tallied 87 tackles, 21 tackles for loss, and four sacks throughout his career. From 2008-2010, Andersen helped Sioux Falls to 34-1, advance to three NAIA National Championship games, and win two NAIA National Championships. Andersen received his bachelor's degree in business administration from Sioux Falls in 2011.

JARRETT GRABBE | DEFENSIVE LINE COACH | THIRD SEASON

Jarrett Grabbe is in his third season on the Lindenwood football coaching staff in 2019. He is the team's defensive line coach. In his second year, Grabbe helped Lindenwood to the fewest yards allowed since the 2013 season. The Lions allowed 385.3 yards per game, the best mark for the Lions in the last eight years. In week two, the Lions allowed just 33 passing yards against Missouri Southern which was the second-lowest mark in program history.

Grabbe helped transition two-time first-team all-MIAA defensive lineman Jonathan Harris move from end to tackle. Harris amassed 11.5 tackles for loss and had six sacks in his final season with the Lions. Harris lived in the opposing backfields, as he registered a tackle for loss stat in eight games and a sack in seven different games. Following the 2019 NFL Draft, Harris signed a training camp invite deal with the Chicago Bears. Grabbe saw Uchenna Ekwonwu earn third-team all-MIAA recognition and Antonio Davis be named honorable-mention all-MIAA. Ekwonwu made his presence known in his first year with the Lions as he ranked in the top-20 in the MIAA for tackles for loss (8.0) and sacks (3.5). Davis was part of the defensive line that applied pressure each week as he tallied 35 tackles including 13 solo stops.

In his first year at Lindenwood, Grabbe coached the team's top player. Jonathan Harris earned first-team all-MIAA honors for the first time in his career after recording 11.0 tackles for loss and 6.0 sacks. Another lineman, Antonio Davis, also earned honorable mention all-conference accolades. The defensive line played a key role in Lindenwood having its top scoring defense since 2012. The Lions improved their scoring defense by over seven points over the previous season, and also gave up nearly 100 fewer yards per game. Grabbe came to Lindenwood from the University of Sioux Falls, where he served as the defensive line coach in 2015 and 2016.

In 2015, he helped the Sioux Falls defense allow just 18.6 points a game. The defensive line allowed just 3.2 yards per rush, and averaged three sacks a game. Grabbe coached two second-team all-conference performers and one honorable mention pick. The next season, he was a part of a defensive unit that allowed 19.6 points a game. Sioux Falls ranked 16th in the nation with 3.2 sacks a game. He helped coach one first-team all-NSIC performer, two second-team selections, and one honorable mention pick. Grabbe was a four-year letterwinner for the Cougars from 2011-2014. He recorded 83 tackles, 11.5 tackles for loss, 4.5 sacks, nine pass breakups, one forced fumble, and three fumble recoveries in his career. Grabbe was an honorable mention all-NSIC pick in 2014, and helped the Cougars win the Mineral Water Bowl that season.

BRYAN BALDWIN | DEFENSIVE BACKS COACH | FOURTH SEASON

Bryan Baldwin is in his fourth season on the Lindenwood football coaching staff in 2019. After serving as the cornerback coach in 2016, he moved to the other side of the ball as the running backs coach in 2017 and 2018, before taking over the defensive backs at the start of the 2019 season. In 2018, Baldwin coached a trio of running backs that averaged 5.61 yards per carry. The running backs ran for 1,250 yards and 11 touchdowns on 223 carries. Lindenwood rushed for 1,767 yards on the year, the most since the 2010 season.

The Lions had three games with 200 yards or more, including popping off for 294 yards on the ground against Emporia State. Nash Sutherlin tallied 166 yards rushing against the Hornets, scoring once. Cameron Sanders had a 106-yard performance against Northeastern State, and scored twice against Missouri Southern. Baldwin helped create versatility in the backfield, as the trio averaged 7.9 yards per catch on 47 receptions. Sutherlin broke free against Pittsburg State for an 87-yard run that ranked second in program history. Sutherlin scored the game-winning touchdown against Missouri Western with just 36 seconds left in the final game of the season.

In 2017, Baldwin helped the team's running backs average 4.4 yards per carry, an improvement over nearly 16 percent over the previous year. The running backs also scored four more rushing touchdowns on the year, and they played a bigger role in the passing game by having over twice as many receptions than 2016. The improved running backs play helped Lindenwood have its top scoring offense since the 2012 season. Baldwin coach Calen Campbell and helped the senior earn third-team all-MIAA honors. As the cornerbacks coach in 2016, Baldwin helped in the development of Bakari Triggs who was a third-team all-MIAA pick. Lindenwood's cornerbacks accounted for nine interceptions and 21 pass breakups on the season.

Baldwin coached at the prep level in the St. Louis area from 2008-2015, including three years each at Normandy and Chaminade, and one year at Fort Zumwalt West. He was the defensive coordinator and assistant head coach at both Normandy and Chaminade, and coached the defensive backs at those schools. He coached the safeties in 2015 at Fort Zumwalt West. In his seven years as a high school coach, he won three conference championships. His players won numerous all-conference honors, including his entire starting defense earning first or second-team honors in 2014. Baldwin was a four-year player at Kansas State from 2003-2007. The defensive back had 67 tackles, four interceptions, and 11 pass breakups in his career. Baldwin graduated from Kansas State in 2008 with a bachelor's in arts. He and his wife, Nina, have one daughter, Selah.

**GRANT WILLIAMS | OFFENSIVE LINE COACH | THIRD SEASON**

Grant Williams is in his third season as a member of the Lindenwood football coaching staff in 2019. He is assisting with the offensive line. In 2018, the Lindenwood offense rushed for 160.6 yards and threw for 229.0 yards per game. Williams helped mold an offensive line that aided the production of 602 yards of offense against Emporia State. The Lions pounded the ball on the ground and rushed for 294 yards against the Hornets, earning their first win over Emporia State in program history. Williams helped Lucas Beddow earn second-team all-MIAA honors.

In his first season at Lindenwood, he assisted with an offensive line that helped the team have its highest scoring offense since the 2012 season. The offensive line helped the Lions rushing game average 4.4 yards per carry, the seventh-best mark in the MIAA and an improvement of nearly 16 percent over the previous season. Lindenwood also cut its number of sacks allowed by 33 percent over the 2016 season. Three offensive linemen earned all-MIAA honors.

Williams was an offensive lineman in the NFL for nine seasons. He appeared in 122 regular season games in his career, and started 49 contests. He appeared in the Super Bowl in 2002 when his Patriots defeated the Rams by a 20-17 margin. Williams started his NFL career in 1996 with Seattle, and he played four seasons for the Seahawks. He played in 40 games, and started 23 for Seattle. In 2000 and 2001, he was a member of the Patriots, appearing in 29 games and starting 12 contests. His final stop was in St. Louis as a member of the Rams from 2002-2004. He played in 37 games for the Rams and had 14 starts, including 11 in his final season. Williams is originally from Clinton, Miss., and played collegiate football at Louisiana Tech.

JOHN TIDWELL | DEFENSIVE BACKS COACH | FIRST SEASON

John Tidwell is entering his first season on the Lindenwood football staff in 2019. Tidwell will hold the title of defensive quality control, while working with the defensive backs.

Tidwell comes to Lindenwood after coaching the cornerbacks for the Frankfurt Universe during its 2018 German Football League Championship season. Tidwell concluded his playing career in 2016, after he signed a free agent deal with the Super Bowl champion Denver Broncos.

During his collegiate career, Tidwell made his mark on the field and in the classroom for the University of Sioux Falls. Tidwell earned second-team All-American honors in 2015, and was a three-time captain for the Cougars. Tidwell was a three-time first-team all-NSIC defensive player, while earning the 2014 Mineral Water Bowl MVP.

Tidwell was a first-team Capital One Academic All-American in 2015, and earned second-team all-district honors in 2014. The 2015 Fellowship of Christian Athletes Award recipient helped the Cougars to a 35-11 record over his career, with an NCAA Division II Playoff berth in 2015. Tidwell amassed 213 tackles, and 12 interceptions on 50 passes defended in his career. In the return game, Tidwell scored three times on 36 punt returns for 649 yards. Tidwell tallied 474 yards on 20 kickoff returns.

Tidwell earned his bachelor's degree in public accounting and business from Sioux Falls.

JEFF BLOOM | TIGHT ENDS COACH | FIRST SEASON

Jeff Bloom enters his first season with the Lindenwood football staff in 2019. Bloom will coach the tight ends and serve as the offensive analyst.

Bloom comes to Lindenwood after spending the 2017 and 2018 seasons on the McKendree University staff. Bloom coached the defensive ends, including all-conference selection Tobias Cook. In 2018, Bloom continued his role as the defensive analyst, while coaching the linebackers.

Prior to the collegiate level, Bloom spent six seasons at Peoria High School in Illinois. Bloom helped rebuild a program that did not have a winning season in the 18 years prior to his arrival. Bloom coached the outside linebackers, tight ends, and fullbacks.

Peoria set multiple records in 2016 en route to a 5A State Championship. Bloom coached one All-American, one area player of the year, two all-area performers, and nine all-conference players.

Bloom earned his business degree from Illinois Wesleyan, before earning a masters in architecture from Washington University in St. Louis.

J.C. HULL | ATHLETIC PERFORMANCE | FIRST SEASON

J.C. Hull is entering his first year with Lindenwood in the 2019-20 school year. Hull comes to Lindenwood University after serving that past two years as an Assistant Strength Coach for the University of Connecticut. During his time at the University of Connecticut, he assisted in all aspects of strength and conditioning training sessions for the football team, while overseeing the programming for the women's lacrosse team.

Before his time at the University of Connecticut, Hull spent the summer of 2017 working with the Carolina Panthers, aiding in the off-season voluntary program. Hull helped the team during the organized team activities and rookie mini camp. Prior to working with the Panthers, Hull was a graduate assistant for the Sports Performance department at Eastern Michigan University from 2015-2017 where he earned his masters of science in exercise physiology. During his time at Eastern Michigan, he worked with the football team and was a part of the first bowl berth in over 20 years. Hull programmed and supervised training sessions for the women's soccer team, Women's Rowing team, Men's Golf team, and Cheer and Dance Squads.

Hull worked at both Eastern Michigan University and the University of Missouri as an intern. He received his bachelors in exercise science from Ottawa University, where he was a member of the football team and earned NAIA Scholar Athlete Award in 2010. Hull is a certified strength and conditioning specialist through the National Strength and Conditioning Association and also holds USA Weightlifting Coach certification.



2019 FOOTBALL PROSPECTUS

GENERAL INFORMATION

Name Lindenwood University
 Location St. Charles, Mo.
 Founded 1827
 Enrollment 6,127
 Nickname Lions
 School Colors Black and Gold
 Stadium Harlen C. Hunter Stadium
 Affiliation NCAA Division II
 Conference GLVC
 President John R. Porter
 Athletics Director Brad Wachler
 Faculty Representative David Arns
 Athletics Phone 636-949-4600
 Ticket Office Phone 636-949-4953
 Institution website www.lindenwood.edu
 Athletics website www.lindenwoodlions.com

ATHLETICS COMMUNICATIONS

Football Contact Blake Bunton
 Email bbunton@lindenwood.edu
 Office Phone 636-627-4330
 Cell Phone 314-607-7616

Secondary Football Contact Mike Barone
 Email mbarone@lindenwood.edu
 Office Phone 636-627-4330

PRIMARY MEDIA COVERAGE

Lindenwood Campus Media

Name Phone Number
 KCLC (Radio) 636-949-4891
 LUTV 636-949-4513

St. Charles/St. Louis Media

Name Phone Number
 St. Charles Journal 636-946-6111
 St. Louis Post-Dispatch 314-340-8888
 KTVI (Channel 2-Fox) 314-213-7831
 KMOV (Channel 4-CBS) 314-444-6333
 KDSK (Channel 5-NBC) 314-444-5125

COACHING STAFF

Head Coach Jed Stugart
 Alma Mater, Year Azusa Pacific (1995)
 Record at Lindenwood 8-14 (3rd Season)
 Career Record 99-38 (13th Season)
 Office Phone 636-949-4800
 Email jstugart@lindenwood.edu

Offensive Coordinator Dusty Hovorka
 Defensive Coordinator Eric Inama
 Quarterbacks Jon Eastman
 Offensive Line Josh Breske
 Linebackers Brandon Andersen
 Defensive Line Jarrett Grabbe
 Defensive Backs Bryan Baldwin
 Wide Receivers Tore' Hurst
 Assistant Offensive Line Grant Williams
 Defensive Quality Control John Tidwell
 Tight Ends Jeff Bloom
 Athletic Performance JC Hull

2019 SCHEDULE

Date	Opponent	Time	Location
Sep. 7	at Eastern Washington	1:06 p.m.	Cheney, Wash.
Sep. 14	Midwestern State (Texas)	6:00 p.m.	St. Charles, Mo.
Sep. 21	William Jewell*	7:00 p.m.	St. Charles, Mo.
Sep. 28	at Davenport (Mich.)	12:00 p.m.	Grand Rapids, Mich.
Oct. 5	at McKendree*	1:00 p.m.	Lebanon, Ill.
Oct. 12	Truman State*	1:00 p.m.	St. Charles, Mo.
Oct. 19	Saginaw Valley State	1:00 p.m.	St. Charles, Mo.
Oct. 26	at Quincy*	1:00 p.m.	Quincy, Ill.
Nov. 2	UIIndy*	1:00 p.m.	St. Charles, Mo.
Nov. 9	Missouri S&T*	1:00 p.m.	St. Charles, Mo.
Nov. 16	at Southwest Baptist*	1:00 p.m.	Bolivar, Mo.

* - GLVC Game | All times are local

2018 SEASON

Record 4-7
 MIAA Record 4-7
 Passing Leader Cade Brister (227-for-397, 2,433 yards, 21 TD)
 Rushing Leader Nash Sutherlin (110 attempts, 655 yards, 6 TD)
 Receiving Leader Erik Henneman (57 catches, 639 yards, 9 TD)
 Tackles Leader Darrius Williams (55 solo, 53 assists, 108 total)
 Sack Leader Jonathan Harris (6.0 sacks, 44 yards)
 Interception Leader Drew Seers (2 INT, 82 yards, 2 PBU, 1 TD)
 Fumble Leader Arsante Conners (1 FR) | Darrius Williams (1 FF)



NO.	NAME	POS	HT	WT	YR	HOMETOWN/HIGH SCHOOL
1	Jarrett Johnson	WR	6-1	186	Jr.	Festus, Mo./Festus
2	Darrius Williams	DB	6-2	200	Sr.	St. Charles, Mo./St. Charles
3	Nash Sutherlin	RB	5-9	185	Jr.	Columbia, Mo./Battle
4	Cade Brister	QB	6-0	200	So.	O'Fallon, Mo./Fort Zumwalt North
5	Drew Seers	LB	6-1	227	Jr.	St. Louis, Mo./Parkway West
6	Jordan Perry	DB	6-0	170	Jr.	St. Louis, Mo./University City
7	Ricky McCoy	DB	5-10	181	Sr.	St. Louis, Mo./Ritenour
8	Erik Henneman	TE	6-3	236	Sr.	Gretna, La./West Jefferson
9	Uchenna Ekwuonwu	DL	6-2	265	Sr.	Union, N.J./Union
10	Alex Faddoul	QB	6-1	205	Jr.	Jefferson City, Mo./Helias
11	Mann McGruder	S	5-10	197	Fr.	St. Louis, Mo./Ritenour
12	Najee Jackson	WR	6-2	196	Sr.	Lincoln, Neb./Lincoln Southeast
13	Lloyd Lockett	DB	5-9	193	Jr.	Platte City, Mo./Platte County
14	Grady Daniels	DB	6-3	193	Jr.	Foristell, Mo./Timberland
15	Keith Beverly	DB	5-10	177	Sr.	Florissant, Mo./Parkway North
16	John Doria	QB	6-0	190	Fr.	Webster Groves, Mo./Webster Groves
17	Payton Rose	WR	5-11	182	So.	Cumberland, Wis./Cumberland
18	Spencer Redd	WR	5-9	177	Fr.	Springfield, Ill./Sacred Heart-Griffin
19	Glen Gibbons	WR	5-9	167	Jr.	Mascoutah, Ill./Mascoutah
20	CJ McClure	LB	6-0	205	Jr.	Oakland, Calif./Pittsburg
21	Christian Rabay	S	5-11	189	Sr.	Corona, Calif./Centennial
23	Neville Salmon	CB	6-1	185	So.	Jamaica/Middleton
24	Wesley Hines	CB	6-1	190	Fr.	Lake Saint Louis, Mo./Liberty
26	Jayce Conklin	DB	6-0	185	Fr.	Lincoln, Neb./Lincoln Southwest
28	Jaden Kohls	RB	5-11	178	Fr.	Omaha, Neb./Westside
29	Anthony Holmes	LB	6-0	230	Jr.	Aurora, Colo./Cherokee Trail
30	Andrew Martin	RB	5-8	176	Fr.	Holden, Mo./Holden
31	Koby Charles	S	5-11	202	So.	Casa Grande, Ariz./Casa Grande Union
32	Ethan Staskewicz	RB	5-11	212	So.	O'Fallon, Mo./Fort Zumwalt West
33	Dalton Grohler	RB	5-11	195	So.	Cerro Gordo, Ill./Cerro Gordo
34	Matthew Thibault	LB	6-0	234	Fr.	Highlands Ranch, Colo./Valor Christian
35	Houston Little	LB	5-10	207	Jr.	Red Oak, Texas/Bishop Dunne Catholic
36	Jadin Watson	DB	5-10	182	Fr.	Highlands Ranch, Colo./Valor Christian
37	Tanner Martin	K	5-9	160	Fr.	Decatur, Ill./Warrensburg-Latham
38	Trevor Jones	DB	5-8	195	Jr.	Olney, Ill./Richland County
39	Steven Delia	K	5-11	183	Jr.	Ballwin, Mo./Marquette
40	Andrew Winning	RB	5-9	195	Fr.	Highland, Ill./Highland
41	Alex Bolden	DL	6-1	233	Jr.	San Jose, Calif./Washington Union
42	Matt Terlizzi	LB	5-11	196	Sr.	La Puente, Calif./Bishop Amat
43	Andrew Rodriguez	LB	5-11	212	Jr.	Fontana, Calif./Summit
44	Drew Harlow	DE	6-1	277	Jr.	Park Hills, Mo./Park Hills Central
45	David Knox	DT	5-11	318	Sr.	St. Louis, Mo./Lutheran North
47	Brett Garner	K	5-10	200	Sr.	Springfield, Mo./Springfield Catholic
48	Alex Scharf	TE	6-3	249	So.	Decatur, Ill./Mount Zion
50	Thomas Gustafson	LB	6-1	225	Fr.	Plainfield, Ill./Plainfield Central
51	Connor Mazzotta	DL	6-0	260	So.	Murrieta, Calif./Murrieta Mesa
52	Asa Baker	DL	6-2	299	Fr.	Kimberling City, Mo./Reeds Spring
53	Tanner Sobotka	DE	6-4	238	Sr.	Wildwood, Mo./Eureka
54	Sterlin Williams	DL	6-3	245	So.	Zephyrhills, Fla./Zephyrhills
55	Antonio Davis	DT	6-2	286	Sr.	Columbus, Ohio/Beechcroft
57	Dominique Thornhill	LB	5-11	212	Jr.	St. Louis, Mo./Fort Zumwalt East
58	Chase Giorgi	LB	5-9	198	Fr.	St. Louis, Mo./Oakville
59	Clark Whitaker	LB	5-10	207	Fr.	Dallas, Texas/Hebron
60	Mitch Abeln	LS	6-0	251	Fr.	St. Louis, Mo./Kirkwood

NO.	NAME	POS	HT	WT	YR	HOMETOWN/HIGH SCHOOL
61	Evan Pumphrey	DL	6-1	274	Sr.	Imperial, Calif./Imperial
62	Reid Williams	LS	5-11	236	So.	St. Charles, Mo./St. Charles West
64	Caleb White	DL	6-2	326	Jr.	Arroyo Grande, Calif./Arroyo Grande
65	Hunter Motichek	DL	6-6	283	So.	Sulligent, Ala./Sulligent
66	Nickolas Davis	DL	6-1	310	Sr.	Fayetteville, Ga./Sandy Creek
70	Levi Parker	DL	6-4	269	Fr.	Plainfield, Ind./Plainfield
72	Logan Wright	DL	6-4	315	So.	Columbia, Mo./Rock Bridge
73	Jarett Payne	DL	6-4	316	Fr.	Owensville, Mo./Owensville
74	Franklin Green	DL	6-7	303	Sr.	St. Peters, Mo./Fort Zumwalt East
75	Justin Hedrick	DL	6-3	245	Fr.	St. Charles, Mo./Francis Howell Central
76	Justin Gonzalez	DL	6-1	284	Jr.	La Mirada, Calif./La Mirada
77	Blake Rogenhofer	DL	6-3	287	So.	Overland, Mo./Ritenour
78	Jaylen Flye-Sadler	DL	6-6	325	Sr.	Cape Girardeau, Mo./Cape Central
81	Josh White	WR	6-2	184	Fr.	O'Fallon, Mo./Fort Zumwalt West
82	Caleb Urwiller	WR	6-1	185	So.	Greeley, Colo./Dayspring Christian Academy
83	Ryan Norwine	WR	6-0	208	So.	O'Fallon, Mo./O'Fallon Christian
85	Spencer Wester	WR	6-5	210	So.	Springfield, Mo./Glendale
86	James Walker	WR	6-2	197	So.	Houston, Texas/Belleville East Township
87	Ben Anderson	TE	6-4	240	So.	Highlands Ranch, Colo./Valor Christian
88	Tyler Chandler	WR	6-1	205	Jr.	St. Louis, Mo./McCluer South Berkeley
89	Triston Wilkinson	WR	6-2	180	Fr.	Newburgh, Ind./Castle
90	Dwight Dantzer	DL	6-2	329	Jr.	Rancho Cucamonga, Calif./Rancho Cucamonga
91	Jared Stangler	P	6-0	230	Jr.	Suprise, Ariz./Willow Canyon
92	Arsante Conners	DE	6-1	257	Jr.	Ferguson, Mo./Oakville
93	Anthony Franks	DL	6-1	270	Jr.	Pittsburg, Calif./Pittsburg
94	Garrett Wiwi	DL	6-0	260	So.	Tampa, Fla./JW Mitchell
95	Derek Edwards	DL	6-2	227	Fr.	Mead, Colo./Mead
96	Barrett Foley	K	6-4	215	Jr.	Omaha, Neb./Creighton Prep
98	Triston Campbell	DL	6-3	220	So.	Park Hills, Mo./Park Hills Central
99	Tayvian Weary	DL	5-10	275	So.	St. Louis, Mo./Vianney
	Jackson Barnhart	LB	5-11	194	Fr.	Ballwin, Mo./Parkway West
	Joe Becker	DL	6-3	295	Fr.	Hillsboro, Mo./Hillsboro
	Tyler Blackard	DL	6-3	235	Fr.	Pontiac, Ill./Pontiac Township
	Frank Caldwell	DL	6-1	210	Fr.	Louisville, Ky./Butler Traditional
	Terryen Collins	DB	5-10	171	Fr.	Memphis, Tenn./Kirby
	Justin Conway	WR	6-3	186	Fr.	St. Louis, Mo./Ritenour
	Cameron Essick	WR	6-4	227	Fr.	Reeds Springs, Mo./Reeds Spring
	Jordan Gregg	DL	6-4	225	Fr.	Hillsboro, Ill./Hillsboro
	Seth Harris	LB	5-10	180	Fr.	St. Louis, Mo./De Smet Jesuit
	Ethan Kaiser	K	6-0	187	Fr.	St. Charles, Mo./Orchard Farms
	Jayden Littlejohn	DB	5-8	160	Fr.	St. Louis, Mo./Parkway Central
	Darion Mullins	DT	6-3	270	Fr.	St. Louis, Mo./SLUH
	Alex Djomo	DL	6-2	230	Fr.	Elgin, Ill./South Elgin
	Jacquavious Pryor	DT	6-1	332	Fr.	Horn Lake, Miss./St. George's Independent
	Jeremy Puckett	DL	6-3	160	Fr.	Plainfield, Ill./Nazareth Academy
	Travarius Ranson	LB	6-1	190	Fr.	Sikeston, Mo./Sikeston
	Caleb Small	LB	5-9	200	Fr.	Springfield, Ill./Springfield
	Alex Solak	DL	6-1	327	Fr.	Menasha, Wis./Menasha
	Ben Stater	DL	6-3	342	Fr.	Eureka, Mo./CBC
	Jacob Swihart	DL	6-3	309	Fr.	Ballwin, Mo./Parkway West
	Noah Tisdale	TE	6-1	266	Fr.	Athens, Ill./Athens Community
	Brian Todd	QB	6-1	153	Fr.	Denver, Colo./Rock Canyon
	Cole Woods	DL	6-2	250	Fr.	Newburgh, Ind./Castle

PRONUNCIATION GUIDE

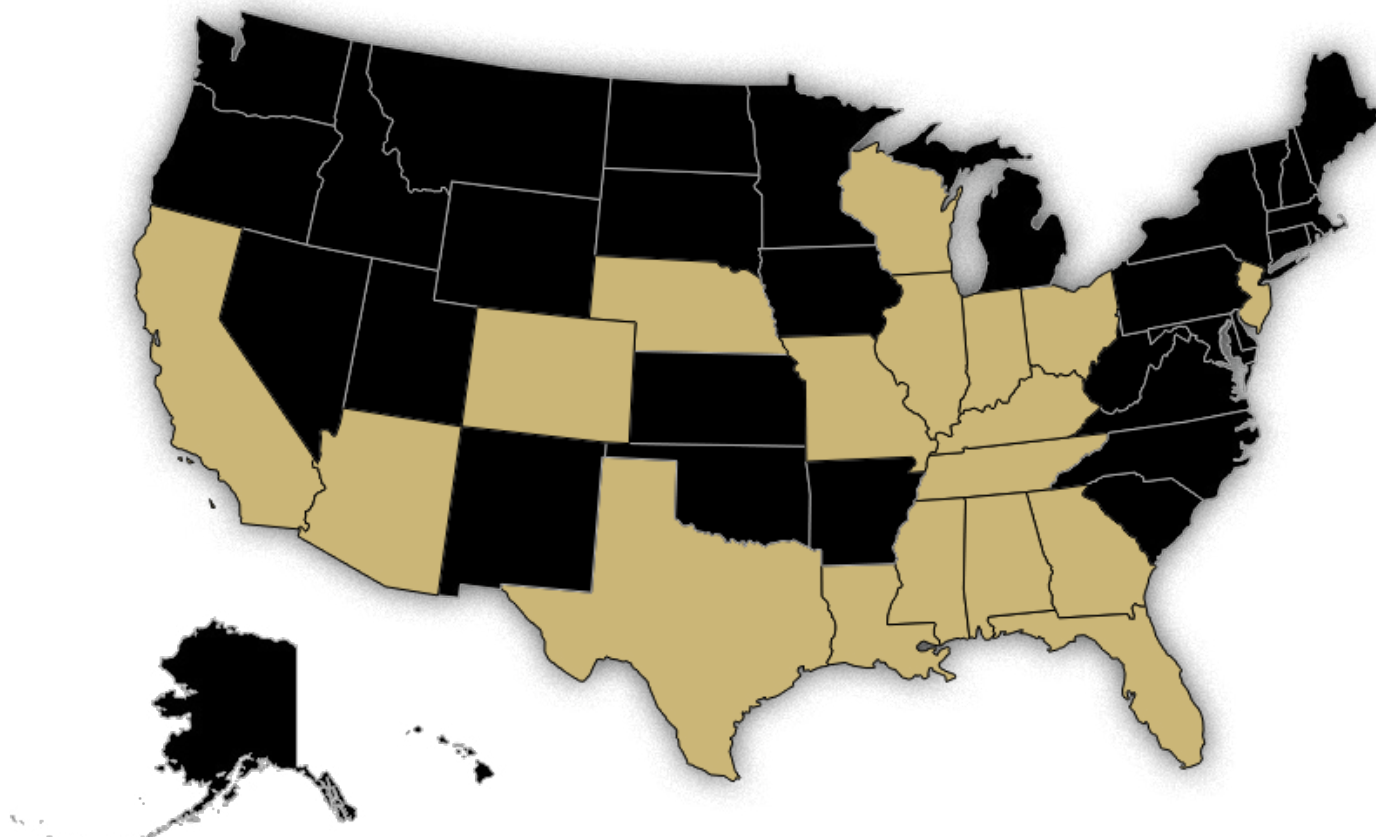
#4 Cade Brister (Br - ister (like twister))
 #8 Erik Henneman (Hen - a - men)
 #9 Uchenna Ekwuonwu (ooch - en - a. Egg - juan - woo)
 #10 Alex Faddoul (Fa-dule)
 #11 Mann McGruder (Mick - groo - der)
 #12 Najee Jackson (Nah - jay)
 #16 John Doria (Door - e - uh)

#21 Christian Rabay (Ruh - bay)
 #23 Neville Salmon (Nev - ull)
 #28 Jaden Kohls (Goals)
 #32 Ethan Staskewicz (Stas - ka - wicz)
 #34 Matthew Thibault (T - Bo)
 #39 Steven Delia (Duh - lee - uh)
 #42 Matt Terlizzi (Tur - liz - ee)

#50 Thomas Gustafson (Gus - tuff - son)
 #51 Connor Mazzotta (Muh - zoe - tuh)
 #53 Tanner Sobotka (So - bot - kuh)
 #58 Chase Giorgi (G - or - G)
 #60 Mitch Abeln (Ab - lin)
 #61 Evan Pumphrey (Pump - free)
 #65 Hunter Motichek (Mot - a - check)

#77 Blake Rogenhofer (Row - ginn - ho - fer)
 #78 Jaylen Flye-Sadler (Fly - Sad - lur)
 #82 Caleb Urwiller (Ur - wheeler)
 - Ethan Kaiser (Ky "like sky" - zer)
 - Alex Djomo (Dh - ja - moe)
 - Ben Stater (State - ur)
 - Jacob Swihart (Sw - eye - hart)

LIONS BY STATE



Alabama - 1

Hunter Motichek

Arizona - 2

Koby Charles
Jared Stangler

California - 11

Alex Bolden
Dwight Dantzler
Anthony Franks
Justin Gonzalez
Connor Mazzotta
CJ McClure
Evan Pumphrey
Christian Rabay
Andrew Rodriguez
Matt Terlizzi
Caleb White

Colorado - 7

Ben Anderson
Derek Edwards
Anthony Holmes
Matthew Thibault
Brian Todd
Caleb Urwiller
Jadin Watson

Florida - 2

Sterlin Williams
Garrett Wiwi

Georgia - 1

Nickolas Davis

Illinois - 14

Tyler Blackard
Glen Gibbons
Jordan Gregg
Dalton Grohler
Thomas Gustafson
Trevor Jones
Tanner Martin
Alex Djomo
Jeremy Puckett
Spencer Redd
Alex Scharf
Caleb Small
Noah Tisdale
Andrew Winning

Indiana - 3

Levi Parker
Triston Wilkinson
Cole Woods

Kentucky - 1

Frank Caldwell

Louisiana - 1

Erik Henneman

Mississippi - 1

Jacquavious Pryor

Missouri - 50

Mitch Abeln
Asa Baker
Jackson Barnhart
Joe Becker
Keith Beverly
Cade Brister
Triston Campbell
Tyler Chandler
Arsante Connors
Justin Conway
Grady Daniels
Steven Delia
John Doria
Cameron Essick
Alex Faddoul
Brett Garner
Chase Giorgi
Franklin Green
Drew Harlow
Seth Harris

Justin Hedrick
Wesley Hines
Jarrett Johnson
Ethan Kaiser
David Knox
Jayden Littlejohn
Lloyd Lockett
Andrew Martin
Ricky McCoy
Mann McGruder
Darion Mullins
Ryan Norwine
Jarett Payne
Jordan Perry
Travarius Ranson
Blake Rogenhofer
Jaylen Flye-Sadler
Drew Seers
Tanner Sobotka
Ethan Staskewicz
Ben Stater
Nash Sutherland
Jacob Swihart
Dominique Thornhill
Tayvian Weary
Spencer Wester
Josh White
Darius Williams
Reid Williams
Logan Wright

New Jersey - 1

Uchenna Ekwuonwu

Nebraska - 4

Jayce Conklin
Barrett Foley
Najee Jackson
Jaden Kohls

Ohio - 1

Antonio Davis

Tennessee - 1

Terryen Collins

Texas - 3

Houston Little
James Walker
Clark Whitaker

Wisconsin - 2

Payton Rose
Alex Solak

International

Jamaica - 1

Neville Salmon



Mitch Abeln
FR - LS



Ben Anderson
SO - TE



Asa Baker
FR - OL



Jackson Barnhart
FR - LB



Joe Becker
FR - OL



Keith Beverly
SR - DB



Tyler Blackard
FR - OL




Alex Bolden
JR - DL




Cade Brister
SO - QB



Frank Caldwell
FR - DL



Triston Campbell
SO - DL



Tyler Chandler
JR - WR



Koby Charles
SO - S



Terryen Collins
FR - DB



Jayce Conklin
FR - DB



Arsante Conners
JR - DE



Justin Conway
FR - WR



Grady Daniels
JR - DB



Dwight Dantzler
JR - DL



Antonio Davis
SR - DT



Nickolas Davis
SR - OL



Steven Delia
JR - K



John Doria
FR - DB



Derek Edwards
FR - DL



Uchenna Egwuonwu
SR - DL



Cameron Essick
FR - WR



Alex Faddoul
JR - QB




Jaylen Flye-Sadler
SR - OL



Barrett Foley
JR - K



Anthony Franks
JR - DL



Brett Garner
SR - K



Glen Gibbons
JR - WR



Chase Giorgi
FR - LB



Justin Gonzalez
JR - OL



Franklin Green
SR - OL




Jordan Gregg
FR - DL



Dalton Grohler
SO - RB




Thomas Gustafson
FR - LB



Drew Harlow
JR - DE



Seth Harris
FR - LB



Justin Hedrick
FR - OL




Erik Henneman
SR - TE



Wesley Hines
FR - CB



Anthony Holmes
JR - LB



Najee Jackson
SR - WR



Jarrett Johnson
JR - WR



Trevor Jones
JR - DB




Ethan Kaiser
FR - K



David Knox
SR - DT



Jaden Kohls
FR - RB



Houston Little
JR - LB



Jayden Littlejohn
FR - DB



Lloyd Lockett
JR - DB



Andrew Martin
FR - RB




Tanner Martin
FR - K



Connor Mazzotta
SO - OL



CJ McClure
JR - LB



Ricky McCoy
SR - DB



Mann McGruder
FR - S



Hunter Motichuk
SO - OL



Darion Mullins
FR - DT




Ryan Norwine
SO - WR




Alex Ojomo
FR - DL



Levi Parker
FR - OL



Jarrett Payne
FR - OL



Jordan Perry
JR - DB



Jacquavious Pryor
FR - DT



Jeremy Puckett
FR - OL



Evan Pumphrey
SR - OL




Christian Rabay
SR - S



Travarius Ranson
FR - LB



Spencer Redd
FR - WR



Andrew Rodriguez
JR - LB



Blake Rogenhofer
SO - OL



Payton Rose
SO - WR



Neville Salmon
SO - CB



Alex Scharf
SO - TE



Drew Seers
JR - LB



Caleb Small
FR - LB



Tanner Sobotka
SR - DE



Alex Solak
FR - OL



Jared Stangler
JR - P



Ethan Staskewicz
SO - RB



Ben Stater
FR - OL



Nash Sutherlin
JR - RB



Jacob Swihart
FR - OL



Matt Terlizzi
SR - LB



Matthew Thibault
FR - LB




Dominique Thornhill
JR - LB



Noah Tisdale
FR - TE




Brian Todd
FR - QB



Caleb Urwiller
SO - WR



James Walker
SO - WR



Jadin Watson
FR - DB



Tayvian Weary
SO - DL



Spencer Wester
SO - WR



Clark Whitaker
FR - LB



Caleb White
JR - DL




Josh White
FR - WR



Triston Wilkinson
FR - WR



Darrius Williams
SR - DB



Reid Williams
SO - LS



Sterlin Williams
SO - DL




Andrew Winning
FR - RB



Garrett Wiwi
SO - DL



Cole Woods
FR - DL



Logan Wright
SO - DL





HARLEN C. HUNTER STADIUM

Hunter Stadium is one of the busiest places on campus throughout the year. It is the home for Lindenwood football, men's and women's soccer, field hockey, and men's and women's lacrosse. The stadium was built in 1976 by the St. Louis football Cardinals as a place to hold their training camp. In 1988, the stadium was renovated and a new artificial turf was installed. Eleven years later in 1999, Hunter Stadium debuted a new turf called Astro Play. After the 2004 season, Hunter Stadium would undergo its biggest renovation. The stadium was to be completely renovated, including end zone seating, a brand new two-story press box with luxury boxes, and a new concession area.

In 2009, the playing surface at the facility was replaced with EnviroTurf. The next renovation was more of an addition. The Student-Athlete Center, an academic success center including coaches' offices, and new locker rooms, was built in 2012. The three-story building was added behind the south end zone. In 2018 a new Ram Turf surface was placed on the field.

The stadium hosted NAIA football playoff games in 2004, 2008, 2009, and 2010 and the NAIA Women's Soccer National Championships in 2001 and 2002. In 2009, 2010, and 2015, the St. Louis Rams held training camp scrimmages at Hunter Stadium. Each of the three games drew over 5,000 spectators. During the NFL lockout in 2011, several St. Louis Rams players chose Lindenwood for offseason training. The stadium is named after Dr. Harlen C. Hunter, who founded the St. Louis Orthopedic Sports Medicine Clinic in Chesterfield in 1979, the first clinic of its kind in the St. Louis area. Hunter's contributions were the key to the upgrades of the playing surface in 1988.

STADIUM FACTS

Capacity	6,000
Surface	Ram Turf
Location	St. Charles, Mo.
First Game	1990
First Opponent	Dana (Neb.)
Score	Lindenwood 21-14
All-Time Home Record	90-71



YEAR-BY-YEAR HOME RECORDS

YEAR	RECORD
1990	5-2
1991	2-3
1992	1-4
1993	2-4
1994	2-2
1995	4-3
1996	3-2
1997	4-1
1998	3-1
1999	3-2
2000	1-6
2001	3-2
2002	1-4
2003	3-3
2004	5-1
2005	4-1
2006	4-2
2007	5-0
2008	6-0
2009	7-0
2010	5-1
2011	5-1
2012	4-2
2013	2-3
2014	0-5
2015	2-4
2016	2-3
2017	2-4
2018	0-5



AFCA COACHES POLL

RANK	SCHOOL (1ST PLACE VOTES)	2018 RECORD	POINTS	2018 RANK
1	Valdosta State (29)	14-0	792	1
2	Ferris State (3)	15-1	768	2
3	Minnesota State	13-1	686	3
4	Notre Dame (Ohio)	13-1	623	4
5	Quachita Baptist	12-1	585	6
6	Northwest Missouri State	10-3	580	10
7	Tarleton State	12-1	549	5
8	Lenoir-Rhyne	12-2	524	8
9	CSU-Pueblo	11-2	463	7
10	Slippery Rock	11-3	446	12
11	Fort Hays State	9-3	419	22
12	Grand Valley State	10-2	418	14
13	Texas A&M-Commerce	10-3	385	9
14	Minnesota Duluth	11-1	342	13
15	West Georgia	10-2	330	16
16	Indianapolis - *#	10-2	319	11
17	Colorado School of Mines	10-2	288	18
18	Harding	9-3	223	20
19	Hillsdale	10-3	220	15
20	Midwestern State - #	8-2	214	25
21	Wingate	9-4	175	24
22	West Chester	10-1	134	17
23	Ashland	6-4	129	NR
24	West Alabama	8-4	116	NR
25	Fairmont State	9-2	78	NR

* - GLVC School | # - 2019 Opponent

Others Receiving Votes: Azusa Pacific, 71; Indiana (Pa.), 68; Bowie State, 66; New Haven, 65; Pittsburg State, 65; West Florida, 42; Sioux Falls, 25; Virginia Union, 21; California (Pa.), 19; Fayetteville State, 19; Central Missouri, 15; Albany State (Ga.), 14; Southern Arkansas, 14; Augustana (S.D.), 12; Emporia State, 11; Florida Tech, 10; Central Oklahoma, 9; Chadron State, 8; Central Washington, 7; Ohio Dominican, 7; Winona State, 6; Assumption, 5; Saginaw Valley State (Mich.), 5; Angelo State, 2; Kutztown, 2; Shepherd, 2; Colorado Mesa, 1; Findlay, 1; Lindenwood, 1; Missouri S&T, 1.

AS OF 8/26/19

D2FOOTBALL.COM POLL

RANK	SCHOOL (1ST PLACE VOTES)	2018 RECORD
1	Valdosta State	14-0
2	Ferris State	15-1
3	Minnesota State	13-1
4	Quachita Baptist	12-1
5	Tarleton State	12-1
6	Northwest Missouri	10-3
7	CSU-Pueblo	11-2
8	Fort Hays State	9-3
9	Minnesota Duluth	11-1
10	Grand Valley	10-2
11	Notre Dame	13-1
12	Indianapolis - *	10-2
13	Texas A&M-Commerce	10-3
14	West Georgia	10-2
15	Lenoir-Rhyne	12-2
16	Harding	9-3
17	Colorado School of Mines	10-2
18	Midwestern State - #	8-2
19	West Chester	10-1
20	Ashland	6-4
21	Hillsdale	10-3
22	Slippery Rock	11-3
23	Wingate	9-4
24	Pittsburg State	8-3
25	West Alabama	8-4

* - GLVC School | # - 2019 Opponent

AS OF 9/1/19

GREAT LAKES VALLEY CONFERENCE STANDINGS

RANK	SCHOOL	CONF	CPCT.	OVERALL	PCT.	STREAK
1	INDIANAPOLIS	0-0	0.000	0-0	0.000	---
2	LINDENWOOD	0-0	0.000	0-0	0.000	---
3	MCKENDREE	0-0	0.000	0-0	0.000	---
4	MISSOURI S&T	0-0	0.000	0-0	0.000	---
5	QUINCY	0-0	0.000	0-0	0.000	---
6	SOUTHWEST BAPTIST	0-0	0.000	0-0	0.000	---
7	TRUMAN STATE	0-0	0.000	0-0	0.000	---
8	WILLIAM JEWELL	0-0	0.000	0-0	0.000	---

AS OF 7/26/19 (PRESEASON POLL)



2019 DEPTH CHART

LINDENWOOD OFFENSE

POS	NO	NAME	YR	HT	WT
QB	4	Cade Brister	So.	6-0	200
	10	Alex Faddoul	Jr.	6-1	205
RB	3	Nash Sutherlin	Jr.	5-9	185
	32	Ethan Staskewicz	So.	5-11	212
WR	8	Erik Henneman	Sr.	6-3	236
	28	Jaden Kohls	Fr.	5-11	178
WR	19	Glen Gibbons	Jr.	5-9	167
	12	Najee Jackson	Sr.	6-2	196
WR	17	Payton Rose	So.	5-11	182
	88	Tyler Chandler	Jr.	6-1	205
TE	48	Alex Scharf	So.	6-3	249
	87	Ben Andersen	So.	6-4	240
LT	78	Jaylen Flye-Sadler	Sr.	6-6	325
	74	Franklin Green	Sr.	6-7	303
LG	52	Asa Baker	Fr.	6-2	299
	76	Justin Gonzalez	Jr.	6-1	284
C	51	Connor Mazzotta	So.	6-0	260
	72	Logan Wright	So.	6-4	315
RG	61	Evan Pumphrey	Sr.	6-1	274
	66	Nick Davis	Sr.	6-1	310
RT	77	Blake Rogenhofer	So.	6-3	287
	73	Jarett Payne	Fr.	6-4	316

LINDENWOOD SPECIAL TEAMS

K	47	Brett Garner	Sr.	5-10	200
P	91	Jared Stangler	Jr.	6-0	230
H	10	Alex Faddoul	Jr.	6-1	205
LS	62	Reid Williams	So.	5-11	236

LINDENWOOD DEFENSE

POS	NO	NAME	YR	HT	WT
DE	9	Uchenna Ekwuonwu	Sr.	6-2	265
	95	Derek Edwards	Fr.	6-2	227
DT	90	Dwight Dantzler	Jr.	6-2	329
	55	Antonio Davis	Sr.	6-2	286
DT	99	Tayvian Weary	So.	5-10	275
	93	Anthony Franks	Jr.	6-1	270
DE	92	Arsante Conners	Jr.	6-1	257
	53	Tanner Sobotka	Sr.	6-4	238
LB	20	CJ McClure	Jr.	6-0	205
	35	Houston Little	Jr.	5-10	207
LB	5	Drew Seers	Jr.	6-1	227
	34	Matthew Thibault	Fr.	6-0	234
LB	43	Andrew Rodriguez	Jr.	5-11	212
	29	Anthony Holmes	Jr.	6-0	230
CB	7	Ricky McCoy	Sr.	5-10	181
	26	Jayce Conklin	Fr.	6-0	185
S	13	Lloyd Lockett	Jr.	5-9	193
	21	Christian Rabay	Sr.	5-11	189
S	14	Grady Daniels	Jr.	6-3	193
	11	Mann McGruder	Fr.	5-10	197
CB	6	Jordan Perry	Jr.	6-0	170
	15	Keith Beverly	Sr.	5-10	177

LINDENWOOD SPECIAL TEAMS

KR	3	Nash Sutherlin	Jr.	5-9	185
	18	Spencer Redd	Fr.	5-9	177
PR	7	Ricky McCoy	Sr.	5-10	181
	32	Ethan Staskewicz	So.	5-11	212

2018 STATISTICS

TEAM STATISTICS

TEAM STATISTICS	LWU	OPP				
SCORING	317	334				
Points Per Game	28.8	30.4				
Points Off Turnovers	58	45				
FIRST DOWNS	254	231				
Rushing	106	104				
Passing	124	103				
Penalty	24	24				
RUSHING YARDAGE	1767	1980				
Yards gained rushing	2154	2247				
Yards lost rushing	387	267				
Rushing Attempts	427	492				
Average Per Rush	4.1	4.0				
Average Per Game	160.6	180.0				
TDs Rushing	17	21				
PASSING YARDAGE	2519	2258				
Comp-Att-Int	235-409-8	183-337-11				
Average Per Pass	6.2	6.7				
Average Per Catch	10.7	12.3				
Average Per Game	229.0	205.3				
TDs Passing	23	17				
TOTAL OFFENSE	4286	4238				
Total Plays	836	829				
Average Per Play	5.1	5.1				
Average Per Game	389.6	385.3				
KICK RETURNS: #-Yards	51-993	37-899				
PUNT RETURNS: #-Yards	15-115	21-264				
INT RETURNS: #-Yards	11-202	8-53				
	1ST	2ND	3RD	4TH	OT	TOTAL
Lindenwood	56	89	93	79	0	317
Opponents	83	106	69	73	3	334

RUSHING	ATT	NET	AVG	TD	LONG	AVG/G
Sutherlin,Nash	110	655	6.0	6	87	59.5
Brister,Cade	191	549	2.9	6	38	49.9
Sanders,Cameron	96	504	5.2	4	29	45.8
Staskewicz,Ethan	17	91	5.4	1	14	9.1
Total.....	427	1767	4.1	17	87	160.6
Opponents.....	492	1980	4.0	21	55	180.0

PASSING	CMP-ATT-INT	PCT	YARDS	TD	LONG	AVG/G
Brister,Cade	227-397-8	57.2	2433	21	43	221.2
Total.....	235-409-8	57.5	2519	23	43	229.0
Opponents.....	183-337-11	54.3	2258	17	62	205.3

RECEIVING	NO.	YARDS	AVG	TD	LONG	AVG/G
Henneman,Erik	57	639	11.2	9	34	58.1
Jackson,Najee	33	367	11.1	3	31	33.4
Silvio,Paul	28	285	10.2	3	26	25.9
Sutherlin,Nash	25	167	6.7	0	37	15.2
Johnson, Jarrett	22	278	12.6	2	28	25.3
Rose, Payton	21	342	16.3	2	43	31.1
Sanders,Cameron	20	203	10.1	1	38	18.5
Hogan,Tyler	17	117	6.9	0	16	14.6
Bendigo,Mason	7	88	12.6	3	25	8.8
Chandler,Tyler	2	22	11.0	0	14	2.2
Total.....	235	2519	10.7	23	43	229.0
Opponents.....	183	2258	12.3	17	62	205.3

PUNT RETURNS	NO.	YARDS	AVG	TD	LONG
McCoy,Ricky	14	97	6.9	0	36
Hogan,Tyler	1	18	18.0	0	18
Total.....	15	115	7.7	0	36
Opponents.....	21	264	12.6	0	51

KICK RETURNS	NO.	YARDS	AVG	TD	LONG
Sanders,Cameron	29	616	21.2	1	92
Sutherlin,Nash	18	285	15.8	0	28
Total.....	51	993	19.5	2	92
Opponents.....	37	899	24.3	1	77

FIELD GOALS	FGM-FGA	PCT.	0-29	30-39	40+	LG	BLK
Foley,Barrett	4-8	50.0	1-1	3-5	0-2	38	1

PUNTING	NO.	YARDS	AVG	LONG	TB	FC	120	50+
Crowder,Michael	68	2571	37.8	61	3	16	16	9
Total.....	68	2571	37.8	61	3	16	16	9
Opponents.....	54	2111	39.1	60	3	16	23	6

DEFENSIVE	TOTAL	TFL-YDS	S-YDS	I-YDS	FR-YDS	FF
Williams,Darrius	108	3.5-10	0.0-0	0-0	0-0	1
Daniels,Grady	103	2.0-3	0.0-0	2-67	0-0	0
Seers,Drew	96	12.5-35	1.5-13	2-82	0-0	0
Bivens,CJ	69	6.0-25	0.5-6	1-11	0-0	1
Harris,Jonathan	59	11.5-57	6.0-44	0-0	1-0	1
McCoy,Ricky	43	2.5-3	0.0-0	2-25	0-0	0
Perry,Jordan	41	0.0-0	0.0-0	1-0	0-0	0
Ekwuonwu,Uchenna	41	8.0-57	3.5-29	0-0	0-0	0
Davis,Antonio	35	2.5-3	0.0-0	0-0	0-0	0
Conners,Arsante	33	3.0-16	2.0-15	0-0	1-0	0
Sobotka,Tanner	31	3.5-14	1.5-10	0-0	0-0	0
Blanchard,Nate	30	3.0-12	1.0-7	0-0	0-0	0
Turnure,Zach	28	1.5-4	0.0-0	0-0	0-0	0
Green,Tyler	23	0.0-0	0.0-0	1-0	0-0	0
Knox,David	18	0.5-1	0.0-0	0-0	0-0	0
Lockett,Lloyd	16	1.0-1	0.0-0	1-24	0-0	0
Weary,Tayvian	15	1.0-1	0.0-0	0-0	0-0	0
Total.....	859	64-250	16-124	11-202	4-0	3
Opponents.....	832	86-364	29-217	8-53	6-120	10



2019 DEPTH CHART

EASTERN WASHINGTON OFFENSE

POS	NO	NAME	YR	HT	WT
QB	3	Eric Barriere	Jr.	6-0	200
	15	Gunner Talkington	So.	5-10	215
RB	28	Antonie Custer Jr.	Sr.	5-9	190
	6	Dennis Merritt	Sr.	5-10	180
WR	9	Andrew Boston	So.	6-3	185
	10	Dre'Sante Dorton	Sr.	5-10	185
WR	88	Johnny Edwards IV	Jr.	5-11	180
	1	Talolo Limu-Jones	Jr.	6-5	220
WR	2	Jayson Williams	Sr.	6-1	205
	19	Anthony Stell Jr.	Fr.	5-10	170
TE	89	Jayce Gilder	Sr.	6-4	245
	86	Dylan Ingram	So.	6-5	245
LT	65	Tristen Taylor	Sr.	6-6	325
	76	Brad Godwin	Fr.	6-6	270
LG	69	Will Gram	Sr.	6-4	300
	77	Wyatt Musser	So.	6-5	295
C	75	Spencer Blackburn	Sr.	6-2	290
	78	Conner Crist	Jr.	6-3	300
RG	66	Kaleb Levao	Sr.	6-4	310
	68	Charlie Baumann	Fr.	6-5	280
RT	64	Chris Schlichting	Sr.	6-5	295
	73	Matt Shook	So.	6-4	290

EASTERN WASHINGTON SPECIAL TEAMS

K	37	Andre Slyter	Jr.	6-2	220
P	43	Trevor Bowens	So.	5-10	165
LS	47	Cody Clements	So.	6-2	225
H	15	Gunner Talkington	So.	5-10	215

EASTERN WASHINGTON DEFENSE

POS	NO	NAME	YR	HT	WT
DE	49	Jim Townsend	Sr.	6-4	265
	96	Darnell Hogan	Sr.	6-4	250
NT	99	Caleb Davis	So.	6-3	270
	53	Joshua Jerome	Fr.	6-1	275
DT	4	Dylan Ledbetter	Sr.	6-3	275
	55	Rudolph Mataia Jr.	Jr.	6-1	255
DE	5	Mitchell Johnson	So.	6-3	245
	40	Jusstis Warren	Sr.	6-2	250
LB	8	Jack Sendelbach	Sr.	6-3	225
	36	Andrew Katzenberger	Sr.	6-1	220
LB	58	Chris Ojoh	Jr.	6-1	220
	41	Trevor Davis Jr.	Sr.	6-1	215
CB	20	Ira Branch	So.	6-1	180
	14	Darrien Sampson	Fr.	6-1	175
R	38	Joe Lang	Jr.	6-2	205
	27	Kedrick Johnson	Jr.	6-3	215
S	23	Dehonta Hayes	Sr.	5-11	195
	22	Tysen Prunty	Sr.	6-1	205
S	25	Calin Criner	Jr.	5-10	185
	29	Anthony Smith	So.	5-11	190
CB	26	Darreon Moore	So.	5-10	180
	32	Bradley Alexander	Sr.	5-10	175

EASTERN WASHINGTON SPECIAL TEAMS

KR	10	Dre'Sante Dorton	Sr.	5-10	185
	6	Dennis Merritt	Sr.	5-10	180
PR	7	Tre Weed	Fr.	6-0	190
	29	Anthony Smith	So.	5-11	190

2019 STATISTICS

TEAM STATISTICS					EWU	OPP								FIELD GOALS											
SCORING					14	47	RUSHING	ATT	NET	AVG	TD	LONG	AVG/G				FGM-FGA	PCT.	0-29	30-39	40+	LG	BLK		
Points Per Game					14.0	47.0	Merritt, Dennis	5	37	7.4	0	26	37.0				Slyter, Andre	0-1	0.0	0-0	0-1	0-0	0	0	
FIRST DOWNS					16	27	Barriere, Eric	10	3	0.3	0	11	3.0				Total	0-1	0.0	0-0	0-1	0-0	0	0	
Rushing					5	11	Custer Jr., Antoine	14	24	1.7	1	7	24.0				Opponents	1-1	100.0	1-1	0-0	0-0	22	0	
Passing					8	16	Lewis, Isaiah	1	-1	-1.0	0	0	-1.0				PUNTING								
Penalty					3	0	Total	30	63	2.1	1	26	63.0					NO.	YARDS	AVG	LONG	TB	FC	120	50+
RUSHING YARDAGE					63	200	Opponents	43	200	4.7	2	34	200.0				Bowens, Trevor	6	205	34.17	44	0	1	1	0
Yards gained rushing					100	223	PASSING	CMP-ATT-INT	PCT	YARDS	TD	LONG	AVG/G				Total	6	205	34.17	44	0	1	1	0
Yards lost rushing					37	23	Barriere, Eric	21-35-0	60.0	211	1	64	211.0				Opponents	3	138	46.00	52	0	0	2	1
Rushing Attempts					30	43	Total	21-35-0	60.0	211	1	64	211.0				DEFENSIVE								
Average Per Rush					2.1	4.7	Opponents	28-38-0	73.7	370	4	50	370.0				TOTAL	TFL-YDS	S-YDS	I-YDS	FR-YDS	FF			
Average Per Game					63.0	200.0	RECEIVING	NO.	YARDS	AVG	TD	LONG	AVG/G				Ojoh, Chris	11	0.0-0	0.0-0	0-0	0-0	0		
TDs Rushing					1	2	Boston, Andrew	6	112	18.7	1	64	112.0				Johnson, Kedrick	9	0.5-1	0.0-0	0-0	0-0	0		
PASSING YARDAGE					211	370	Edwards IV, Johnny	2	36	18.0	0	28	36.0				Hayes, Dehonta	8	0.0-0	0.0-0	0-0	0-0	0		
Att-Comp-Int					35-21-0	38-28-0	Merritt, Dennis	4	25	6.3	0	15	25.0				Sendelbach, Jack	7	0.0-0	0.0-0	0-0	0-0	0		
Average Per Pass					6.0	9.7	Gilder, Jayce	4	22	5.5	0	9	22.0				Criner, Calin	5	1.0-2	0.0-0	0-0	0-0	0		
Average Per Catch					10.0	13.2	Ingram, Dylan	1	8	8.0	0	8	8.0				Lang, Joe	5	1.0-3	0.0-0	0-0	0-0	0		
Average Per Game					211.0	370.0	Dorton, Dre	1	6	6.0	0	6	6.0				Johnson, Mitchell	3	0.0-0	0.0-0	0-0	0-0	0		
TDs Passing					1	4	Williams, Jayson	1	3	3.0	0	3	3.0				Smith, Anthony	3	0.0-0	0.0-0	0-0	0-0	0		
TOTAL OFFENSE					274	570	Total	21	211	10.1	1	64	211.0				Davis Jr., Trevor	3	0.0-0	0.0-0	0-0	0-0	0		
Total Plays					65	81	Opponents	28	370	13.2	4	50	370.0				Ledbetter, Dylan	2	0.0-0	0.0-0	0-0	0-0	0		
Average Per Play					4.2	7.0	PUNT RETURNS	NO.	YARDS	AVG	TD	LONG				Moore, Darreon	2	0.0-0	0.0-0	0-0	0-0	0			
Average Per Game					274.0	570.0	Weed, Tre	1	-1	-1.0	0	0				Katzenberger, Andrew	2	1.0-1	0.0-0	0-0	0-0	0			
KICK RETURNS: #-Yards					2-29	2-39	Total	1	-1	-1.0	0	0				Jerome, Joshua	2	0.0-0	0.0-0	0-0	0-0	0			
PUNT RETURNS: #-Yards					1-1	1-6	Opponents	1	6	6.0	0	6				Mataia, Rudolph	2	1.0-5	0.0-0	0-0	0-0	0			
INT RETURNS: #-Yards					0-0	0-0	KICK RETURNS	NO.	YARDS	AVG	TD	LONG				Warren, Jusstis	2	0.0-0	0.0-0	0-0	0-0	0			
KICK RETURN AVERAGE					14.5	19.5	Dorton, Dre	2	29	14.5	0	16				Hogan, Darnell	2	0.5-1	0.0-0	0-0	0-0	0			
	1ST	2ND	3RD	4TH	TOTAL		Opponents	2	39	19.5	0	22				Sampson, Darrien	1	0.0-0	0.0-0	0-0	0-0	0			
Eastern Washington	0	7	0	7	14		Total	2	29	14.5	0	16				Prunty, Tysen	1	0.0-0	0.0-0	0-0	0-0	0			
Opponents	21	7	14	5	47		Opponents	2	39	19.5	0	22				Gurley, Anfernee	1	0.0-0	0.0-0	0-0	0-0	0			
																Townsend, Jim	1	0.0-0	0.0-0	0-0	0-0	0			
																Total	73	5.0-13	0.0-0	0-0	0-0	0			
																Opponents	57	9.0-43	4.0-32	0-0	0-0	0			



NO.	NAME	POS	HT	WT	YR	HOMETOWN/HIGH SCHOOL
1	Talolo Limu-Jones	WR	6-5	220	Jr.	Vallejo, Calif./Grace Davis
2	Jayson Williams	WR	6-1	205	Sr.	Tacoma, Wash./Lincoln
3	Eric Barriere	QB	6-0	200	Jr.	Inglewood, Calif./La Habra
4	Dylan Ledbetter	DL	6-3	275	Sr.	West Seattle, Wash./O'Dea
5	Mitchell Johnson	DL	6-3	245	So.	West Linn, Ore./West Linn
6	Dennis Merritt	RB	5-10	180	Sr.	Leavenworth, Wash./Cascade
7	Trey Turner	QB	6-1	190	Fr.	Pittsburg, Calif./Pittsburg
7	Tre Weed	DB	6-0	190	Fr.	Sumner, Wash./Sumner
8	Jack Sendelbach	LB	6-3	225	Sr.	Seattle, Wash./Blanchet
9	Andrew Boston	WR	6-3	185	So.	Puyallup, Wash./Emerald Ridge
10	Dre' Sonte Dorton	WR	5-10	185	Sr.	Pasco, Wash./Chiawana
11	Freddie Roberson	WR	6-3	185	Fr.	Seattle, Wash./Rainier Beach
12	Simon Burkett	QB	6-3	185	Fr.	Bellingham, Wash./Meridian
13	Kellen Kranc	QB	6-3	180	Fr.	Enumclaw, Wash./Enumclaw
13	Debore'ae McClain	DL	6-3	230	So.	Bremerton, Wash./Peninsula
13	Michael Taras	WR	6-2	195	Fr.	Vancouver, Wash./Heritage
14	Darrien Sampson	DB	6-1	175	Fr.	South Seattle, Wash./Rainier Beach
15	Gunner Talkington	QB	5-10	205	So.	Battle Ground, Wash./Battle Ground
16	Michah Smith	RB	6-0	190	Fr.	Spanaway, Wash./Graham-Kapowsin
17	Champ Grayson	WR	6-2	185	Fr.	Kennewick, Wash./Kamiakin
18	Ty Graham	LB	6-0	205	Sr.	Cheney, Wash./Cheney
19	Anthony Stell Jr.	WR	5-10	170	Fr.	Seattle, Wash./Rainier Beach
20	Ira Branch	DB	6-1	180	So.	Tacoma, Wash./Mount Tahoma
21	Dean Sise	DB	6-2	205	So.	Kirkland, Wash./Juanita
22	Tysen Prunty	DB	6-1	205	Sr.	Beaverton, Ore./Tigard
23	Dehonta Hayes	DB	5-11	195	Sr.	Tacoma, Wash./Lincoln
24	Tamarick Pierce	RB	5-10	215	Sr.	Oakland, Calif./Saint Mary's
25	Calin Griner	DB	5-10	185	Jr.	Boise, Idaho / Rocky Mountain
26	Darreon Moore	DB	5-10	180	So.	Pasco, Wash./Kamiakin
27	Kedrick Johnson	DB	6-3	215	Jr.	Vancouver, Wash./Hockinson
28	Antoine Custer Jr.	RB	5-9	190	Sr.	Berkeley, Calif./De La Salle
29	Anthony Smith	DB	5-11	190	So.	Everett, Wash./Mariner
30	Marlon Jones Jr.	DB	6-0	175	Fr.	Tacoma, Wash./Curtis
31	Demetrius Crosby Jr.	DB	6-1	190	Fr.	Tacoma, Wash./Foss
32	Bradley Alexander	DB	5-10	175	Sr.	Las Vegas, Nevada/Canyon Springs
33	Kyle Bryant	RB	6-0	185	Fr.	San Fernando, Calif./San Fernando
34	Anfernee Gurley	DB	5-10	185	So.	Everett, Wash./Archbishop Murphy
35	Terence Norman	WR	6-1	185	Fr.	Manvel, Texas / Manvel
36	Andrew Katzenberger	LB	6-1	220	Sr.	Lynnwood, Wash./Lynnwood
37	Andre Slyter	K/P	6-2	220	Jr.	Kent, Wash./Kentwood
38	Joe Lang	DB	6-2	205	Jr.	Royal, Wash./Royal
39	Justin Patterson	LB	6-2	215	Fr.	Los Angeles, Calif./Junipero Serra
40	Silas Perreiah	RB	5-11	210	Fr.	Spokane, Wash./Northwest Christian
41	Trevor Davis Jr.	LB	6-1	215	Sr.	Tumwater, Wash./Tumwater
42	Keshaun King	DB	5-9	175	So.	Marysville, Wash./Marysville Pichuck
43	Trevor Bowens	P	5-10	165	So.	Gardena, Calif./Redondo Union
43	Jordan White	DB	6-0	190	Fr.	Lynwood, Calif./Chaparral
44	Blake Ochsner	DL	6-0	230	Jr.	Spokane, Wash./Lewis & Clark
45	Tamir Hill	DB	5-11	185	Jr.	Meridian, Idaho / Rocky Mountain
46	Steven Flowers	LB	6-2	215	Fr.	Grand Coulee, Wash./Lake Roosevelt
46	Nick Kokich	K/P	6-2	200	Fr.	Tacoma, Wash./Bellamine Prep
47	Cody Clements	LS	6-2	225	So.	Richland, Wash./Richland
48	Isaiah Lewis	RB	6-0	200	Fr.	Monroe, Wash./Monroe
49	Jim Townsend	DL	6-4	265	Sr.	Okanogan, Wash./Okanogan
50	Emmanuel Osuoha	LB	6-1	215	Fr.	Seattle, Wash./Archbishop Murphy
51	Andrei Leonardi	TE	6-4	250	So.	Bothell, Wash./Cedar Park Christian
52	Isaac Flemmer	OL	6-7	265	Fr.	Banks, Ore./Valley Catholic
53	Joshua Jerome	DL	6-1	275	Fr.	Monroe, Wash./Monroe
54	Cale Lindsay	LB	6-1	220	So.	Tacoma, Wash./Lakes
55	Rudolph Mataia Jr.	DL	6-1	255	Jr.	Vancouver, Wash./Evergreen
56	Jusstis Warren	LB/DL	6-2	250	Fr.	Tacoma, Wash./Lincoln
57	Luke Dahlgren	OL	6-3	260	Fr.	Forks, Wash./Forks
58	Chris Ojoh	LB	6-1	220	Jr.	Sunland, Calif./Bishop Alemany
59	George Becker	OL	6-4	265	Fr.	Gridley, Calif./Gridley
60	Nate Hagreen	OL	6-3	265	Fr.	Cheney, Wash./Cheney
60	Jacob Newsom	OL	6-3	250	Fr.	Colville, Wash./Colville
61	Cameron Lynch	OL	6-3	250	Fr.	Sammamish, Wash./Eastlake









NO.	NAME	POS	HT	WT	YR	HOMETOWN/HIGH SCHOOL
63	Brock Harrison	DL	6-3	235	Fr.	Ridgefield, Wash./Ridgefield
63	Brad Prestegord	OL	6-4	300	Fr.	Pe Ell, Wash./Pe Ell
64	Chris Schlichting	OL	6-5	295	Sr.	North Bend, Wash. / Mt. Si
65	Tristen Taylor	OL	6-6	325	Sr.	Stockton, Calif./Stagg
66	Kaleb Levao	OL	6-4	310	Sr.	Aberdeen, Wash./Aberdeen
67	Aaron Williams	OL	6-6	250	Fr.	Spokane, Wash./Central Valley
68	Charlie Baumann	OL	6-5	280	Fr.	Bellevue, Wash./Newport
69	Will Gram	OL	6-4	300	Sr.	Troy, Idaho / Troy
70	Matthew Hewa Baddege	OL	6-7	325	Fr.	Port Coquitlam, B.C./Terry Fox
72	Keith Moore	DL	6-4	290	Jr.	Bremerton, Wash./Olympic
73	Matt Shook	OL	6-4	290	So.	Graham, Wash./Graham-Kapowsin
75	Spencer Blackburn	OL	6-2	290	Sr.	Bellingham, Wash./Meridian
76	Brad Godwin	OL	6-6	270	Fr.	Redlands, Calif./Redlands
77	Wyatt Musser	OL	6-5	295	So.	Kennewick, Wash./Kamiakin
78	Conner Crist	OL	6-3	300	Jr.	Tigard, Ore./Tigard
79	Nicholas Blair	OL	6-7	310	Jr.	Everett, Wash./Everett
80	Jakobie James	WR	6-2	185	Fr.	Redlands, Calif./Redlands
81	Aiden Nellor	TE	6-4	225	Fr.	Vancouver, Wash./Union
82	Xavier James	WR	6-2	175	Jr.	Goodyear, Ariz./Verrado
83	Seth Harrison	K/P	5-10	180	Fr.	Coeur d'Alene, Idaho / Coeur d'Alene
85	Chris Johnson	WR	6-4	210	Fr.	Sammamish, Wash./Skyline
86	Dylan Ingram	TE	6-5	245	So.	Camas, Wash./Camas
87	Julian Houston	TE	6-6	245	Fr.	Burlington, Wash./Burlington-Edison
88	Johnny Edwards IV	WR	5-11	180	Jr.	Pasadena, Calif./Bishop Alemany
89	Jayce Gilder	TE	6-4	245	Sr.	Corvallis, Mont./Corvallis
90	Sebastian Gomez	DL	6-1	260	Fr.	Salinas, Calif./Salinas
91	Warren Hardin	DL	6-3	225	Fr.	Riverside, Calif./Riverside Poly
92	Dawson Ingram	TE	6-5	240	Fr.	Camas, Wash./Camas
93	Trenton Harris	TE	6-3	240	Jr.	Kent, Wash./Kentwood
94	Blake Gobel	TE	6-6	220	Fr.	Banks, Ore./Banks
95	James Durr	LS	6-1	215	Fr.	Vancouver, Wash./Union
96	Darnell Hogan	DL	6-4	250	Sr.	Seattle, Wash./Cleveland
97	Zion Fa'aopega	DL	6-2	240	Fr.	Vancouver, Wash./Union
98	Soli Paleso'o	DL	6-3	270	Fr.	Fife, Wash./Fife
99	Caleb Davis	DL	6-3	270	So.	Bonney Lake, Wash./Bonney Lake

COACHING STAFF

Aaron Best	Head Coach
Eti Ena	Associate Head Coach/Defensive Coordinator/Defensive Ends
Ian Shoemaker	Offensive Coordinator/Quarterbacks Coach
Josh Fetter	Linebackers/High School Relations
Brian Strandley	Defensive Front Coordinator/Defensive Tackles/Pro Liaison
Jase Butorac	Offensive Line/Academic Coordinator/Community Relations
Kevin Maurice	Running Backs
Heath Pulver	Tight Ends/Special Teams Coordinator
Allen Brown	Cornerbacks/Defensive Passing Game Coordinator
Pat McCann	Wide Receivers Coach/Recruiting Coordinator
Bryan Mills	Safeties
Marc Anderson	Director of Football Operations
Nate Barry	Assistant Athletic Director of Athletic Performance



2019 SCHEDULE

 EASTERN WASHINGTON UNIVERSITY EAGLES	Head Coach Aaron Best Career: 19-7 School: 19-7	SEPTEMBER 7, 2019 1:06 PM ROOS FIELD CHENEY, WASH.	
 MIDWESTERN STATE UNIVERSITY TEXAS MUSTANGS	Head Coach Bill Maskill Career: 150-57 School: 137-49	SEPTEMBER 14, 2019 6:00 PM HARLEN C. HUNTER STADIUM ST. CHARLES, MO.	
 WILLIAM JEWELL COLLEGE CARDINALS	Head Coach Chuck Lliteras Career: 0-0 School: 0-0	SEPTEMBER 21, 2019 7:00 PM HARLEN C. HUNTER STADIUM ST. CHARLES, MO.	
 DAVENPORT UNIVERSITY PANTHERS	Head Coach Sparky McEwen Career: School:	SEPTEMBER 28, 2019 12:00 PM FARMERS INSURANCE ATHLETIC COMPLEX GRAND RAPIDS, MICH.	
 MCKENDREE UNIVERSITY BEARCATS	Head Coach Mike Babcock Career: 38-26 School: 38-26	OCTOBER 5, 2019 1:00 PM LEEMON FIELD LEBANON, ILL.	
 TRUMAN STATE UNIVERSITY BULLDOGS	Head Coach Gregg Nesbitt Career: 49-49 School: 49-49	OCTOBER 12, 2019 1:00 PM HARLEN C. HUNTER STADIUM ST. CHARLES, MO.	
 SAGINAW VALLEY STATE UNIVERSITY CARDINALS	Head Coach Ryan Brady Career: 0-0 School: 0-0	OCTOBER 19, 2019 1:00 PM HARLEN C. HUNTER STADIUM ST. CHARLES, MO.	
 QUINCY UNIVERSITY HAWKS	Head Coach Gary Bass Career: 7-15 School: 7-15	OCTOBER 26, 2019 1:00 PM QU STADIUM QUINCY, ILL.	
 UNIVERSITY OF INDIANAPOLIS GREYHOUNDS	Head Coach Chris Keevers Career: 0-0 School: 0-0	NOVEMBER 2, 2019 1:00 PM HARLEN C. HUNTER STADIUM ST. CHARLES, MO.	
 MISSOURI S&T MINERS	Head Coach Todd Drury Career: 0-0 School: 0-0	NOVEMBER 9, 2019 1:00 PM HARLEN C. HUNTER STADIUM ST. CHARLES, MO.	
 SOUTHWEST BAPTIST UNIVERSITY BEARCATS	Head Coach Robert Clardy Career: 19-23 School: 19-23	NOVEMBER 16, 2019 1:00 PM PLASTER STADIUM BOLIVAR, MO.	

ALL GAME TIMES ARE LOCAL



INDIVIDUAL STATISTICS

RUSHING	GP	Att	Gain	Loss	Net	Avg	TD	Long	Avg/G
Sutherland,Nash	11	110	721	66	655	6.0	6	87	59.5
Brister,Cade	11	191	809	260	549	2.9	6	38	49.9
Sanders,Cameron	11	96	523	19	504	5.2	4	29	45.8
Staskewicz,Ethan	10	17	94	3	91	5.4	1	14	9.1
Jackson,Najee	11	2	3	0	3	1.5	0	2	0.3
Johnson,Jarrett	11	1	1	0	1	1.0	0	1	0.1
Rose,Payton	11	1	3	5	-2	-2.0	0	0	-0.2
Meylor,Max	3	2	0	15	-15	-7.5	0	0	-5.0
TEAM	7	7	0	19	-19	-2.7	0	0	-2.7
Total.....	11	427	2154	387	1767	4.1	17	87	160.6
Opponents.....	11	492	2247	267	1980	4.0	21	55	180.0

PASSING	GP	Effic	Cmp-Att-Int	Pct	Yards	TD	Long	Avg/G
Brister,Cade	11	122.1	227-397-8	57.2	2433	21	43	221.2
Meylor,Max	3	171.9	6-8-0	75.0	53	1	17	17.7
Staskewicz,Ethan	10	0.0	0-1-0	0.0	0	0	0	0.0
Sanders,Cameron	11	142.0	1-1-0	100.0	5	0	5	0.5
Jackson,Najee	11	665.2	1-1-0	100.0	28	1	28	2.5
TEAM	7	0.0	0-1-0	0.0	0	0	0	0.0
Total.....	11	123.8	235-409-8	57.5	2519	23	43	229.0
Opponents.....	11	120.7	183-337-11	54.3	2258	17	62	205.3

RECEIVING	GP	No.	Yards	Avg	TD	Long	Avg/G
Henneman,Erik	11	57	639	11.2	9	34	58.1
Jackson,Najee	11	33	367	11.1	3	31	33.4
Silvio,Paul	11	28	285	10.2	3	26	25.9
Sutherland,Nash	11	25	167	6.7	0	37	15.2
Johnson,Jarrett	11	22	278	12.6	2	28	25.3
Rose,Payton	11	21	342	16.3	2	43	31.1
Sanders,Cameron	11	20	203	10.1	1	38	18.5
Hogan,Tyler	8	17	117	6.9	0	16	14.6
Bendigo,Mason	10	7	88	12.6	3	25	8.8
Chandler,Tyler	10	2	22	11.0	0	14	2.2
Staskewicz,Ethan	10	2	3	1.5	0	8	0.3
Smith,Justin	2	1	8	8.0	0	8	4.0
Total.....	11	235	2519	10.7	23	43	229.0
Opponents.....	11	183	2258	12.3	17	62	205.3

PUNT RETURNS	No.	Yards	Avg	TD	Long
McCoy,Ricky	14	97	6.9	0	36
Hogan,Tyler	1	18	18.0	0	18
Total.....	15	115	7.7	0	36
Opponents.....	21	264	12.6	0	51

KICK RETURNS	No.	Yards	Avg	TD	Long
Sanders,Cameron	29	616	21.2	1	92
Sutherland,Nash	18	285	15.8	0	28
Lockett,Lloyd	1	2	2.0	0	2
Brown,D'Harius	1	83	83.0	1	83
Scharf,Alex	1	7	7.0	0	7
Staskewicz,Ethan	1	0	0.0	0	0
Total.....	51	993	19.5	2	92
Opponents.....	37	899	24.3	1	77

INTERCEPTIONS	No.	Yards	Avg	TD	Long
Seers,Drew	2	82	41.0	1	82
McCoy,Ricky	2	25	12.5	0	25
Daniels,Grady	2	67	33.5	1	50
Spates,ShawnTrez	1	-7	-7.0	0	0
Green,Tyler	1	0	0.0	0	0
Bivens,CJ	1	11	11.0	0	11
Lockett,Lloyd	1	24	24.0	0	24
Perry,Jordan	1	0	0.0	0	0
Total.....	11	202	18.4	2	82
Opponents.....	8	53	6.6	0	31

FUMBLE RETURNS	No.	Yards	Avg	TD	Long
Total.....	0	0	0.0	0	0
Opponents.....	3	120	40.0	2	58

SCORING STATISTICS

SCORING	TD	FGs	Kick	Rush	Rcv	Pass	DXP	Saf	Points	FIELD GOALS	Made-Att	Pct	01-19	20-29	30-39	40-49	50-99	Long	Blkd
Henneman,Erik	9	0-0	0-0	0-0	0	0-0	0	0	54	Foley,Barrett	4-8	50.0	0-0	1-1	3-5	0-2	0-0	38	1
Foley,Barrett	0	4-8	41-44	0-0	0	0-0	0	0	53										
Brister,Cade	6	0-0	0-0	0-0	0	0-0	0	0	36										
Sutherland,Nash	6	0-0	0-0	0-0	0	0-0	0	0	36										
Sanders,Cameron	6	0-0	0-0	0-0	0	0-0	0	0	36										
Bendigo,Mason	3	0-0	0-0	0-0	0	0-0	0	0	18										
Jackson,Najee	3	0-0	0-0	0-0	0	0-0	0	0	18										
Silvio,Paul	3	0-0	0-0	0-0	0	0-0	0	0	18										
Johnson,Jarrett	2	0-0	0-0	0-0	0	0-0	0	0	12										
Rose,Payton	2	0-0	0-0	0-0	0	0-0	0	0	12										
Staskewicz,Ethan	1	0-0	0-0	0-0	0	0-0	0	0	6										
Brown,D'Harius	1	0-0	0-0	0-0	0	0-0	0	0	6										
Daniels,Grady	1	0-0	0-0	0-0	0	0-0	0	0	6										
Seers,Drew	1	0-0	0-0	0-0	0	0-0	0	0	6										
Total.....	44	4-8	41-44	0-0	0	0-0	0	0	317										
Opponents.....	41	16-20	40-41	0-0	0	0-0	0	0	334										

Numbers in (parentheses) indicate field goal was made.



ALL-PURPOSE AND TOTAL OFFENSE

ALL PURPOSE	GP	Rush	Rcv	PR	KR	IR	Total	Avg/G
Sanders,Cameron	11	504	203	0	616	0	1323	120.3
Sutherlin,Nash	11	655	167	0	285	0	1107	100.6
Henneman,Erik	11	0	639	0	0	0	639	58.1
Brisler,Cade	11	549	0	0	0	0	549	49.9
Jackson,Najee	11	3	367	0	0	0	370	33.6
Rose,Payton	11	-2	342	0	0	0	340	30.9
Silvio,Paul	11	0	285	0	0	0	285	25.9
Johnson,Jarrett	11	1	278	0	0	0	279	25.4
Hogan,Tyler	8	0	117	18	0	0	135	16.9
McCoy,Ricky	11	0	0	97	0	25	122	11.1
Staskewicz,Ethan	10	91	3	0	0	0	94	9.4
Bendigo,Mason	10	0	88	0	0	0	88	8.8
Brown,D'Harius	2	0	0	0	83	0	83	41.5
Seers,Drew	11	0	0	0	0	82	82	7.5
Daniels,Grady	11	0	0	0	0	67	67	6.1
Lockett,Lloyd	10	0	0	0	2	24	26	2.6
Chandler,Tyler	10	0	22	0	0	0	22	2.2
Bivens,CJ	11	0	0	0	0	11	11	1.0
Smith,Justin	2	0	8	0	0	0	8	4.0
Scharf,Alex	1	0	0	0	7	0	7	7.0
Spates,ShawnTrez	4	0	0	0	0	-7	-7	-1.8
Meylor,Max	3	-15	0	0	0	0	-15	-5.0
TEAM	7	-19	0	0	0	0	-19	-2.7
Total.....	11	1767	2519	115	993	202	5596	508.7
Opponents.....	11	1980	2258	264	899	53	5454	495.8

TOTAL OFFENSE	GP	Plays	Rush	Pass	Total	Avg/G
Brisler,Cade	11	588	549	2433	2982	271.1
Sutherlin,Nash	11	110	655	0	655	59.5
Sanders,Cameron	11	97	504	5	509	46.3
Staskewicz,Ethan	10	18	91	0	91	9.1
Meylor,Max	3	10	-15	53	38	12.7
Jackson,Najee	11	3	3	28	31	2.8
Johnson,Jarrett	11	1	1	0	1	0.1
Rose,Payton	11	1	-2	0	-2	-0.2
TEAM	7	8	-19	0	-19	-2.7
Total.....	11	836	1767	2519	4286	389.6
Opponents.....	11	829	1980	2258	4238	385.3

PUNTING	No.	Yards	Avg	Long	TB	FC	120	50+	Blkd
Crowder,Michael	68	2571	37.8	61	3	16	16	9	0
Total.....	68	2571	37.8	61	3	16	16	9	0
Opponents.....	54	2111	39.1	60	3	16	23	6	1

KICKOFFS	No.	Yards	Avg	TB	OB	Retn	Net	YdLn
Foley,Barrett	56	2589	46.2	6	4	24.3	27.5	37
Total.....	56	2589	46.2	6	4	24.3	27.5	37
Opponents.....	65	3604	55.4	6	3	19.5	37.9	27

RED ZONE NUMBERS

Lindenwood Inside Opponent Red-Zone

Date	Opponent	W-L	Score	Times in RZ	Total Scores	Points Scored	TD's	Rushing TD's	Passing TD's	FG'S
Aug 30	Washburn	L	14-27	2	2	14	2	1	1	0
Sep 08	at Mo. Southern St.	W	51-13	7	7	44	6	2	4	1
Sep 15	Central Oklahoma	L	42-52	1	1	7	1	1	0	0
Sep 22	at Emporia State	W	48-41	4	4	28	4	2	2	0
Sep 29	Pittsburg State	L	24-27	1	1	7	1	0	1	0
Oct 06	at Nebraska-Kearney	L	14-41	2	1	7	1	1	0	0
Oct 13	at Northeastern State	W	38-14	4	3	17	2	2	0	1
Oct 20	Northwest Missouri	L	17-38	1	1	3	0	0	0	1
Oct 27	at Fort Hays State	L	14-27	3	2	14	2	0	2	0
Nov 03	Central Missouri	L	28-31	6	4	28	4	1	3	0
Nov 10	at Missouri Western	W	27-23	4	4	27	4	3	1	0
TOTALS				35	30	196	27	13	14	3
30 of 35 (85.7%)										

Opponents Inside Lindenwood Red-Zone

Date	Opponent	W-L	Score	Times in RZ	Total Scores	Points Scored	TD's	Rushing TD's	Passing TD's	FG'S
Aug 30	Washburn	L	14-27	4	4	24	3	3	0	1
Sep 08	at Mo. Southern St.	W	51-13	4	3	13	1	1	0	2
Sep 15	Central Oklahoma	L	42-52	3	3	17	2	1	1	1
Sep 22	at Emporia State	W	48-41	6	6	41	6	4	2	0
Sep 29	Pittsburg State	L	24-27	5	4	20	2	1	1	2
Oct 06	at Nebraska-Kearney	L	14-41	8	7	41	5	3	2	2
Oct 13	at Northeastern State	W	38-14	1	1	7	1	0	1	0
Oct 20	Northwest Missouri	L	17-38	7	6	38	5	4	1	1
Oct 27	at Fort Hays State	L	14-27	4	3	13	1	1	0	2
Nov 03	Central Missouri	L	28-31	4	3	17	2	2	0	1
Nov 10	at Missouri Western	W	27-23	3	3	9	0	0	0	3
TOTALS				49	43	240	28	20	8	15
43 of 49 (87.8%)										



DEFENSIVE STATISTICS

DEFENSIVE LEADERS	GP	Solo	Ast	Total	TFL	Yards	Sacks	Yards	INT	Yards	BU	PD	Qbh	FR	Yards	FF	Blocks	Saf
2 Williams,Darrius	11	55	53	108	3.5	- 10	6	6	.	.	.	1	.	.
14 Daniels,Grady	11	55	48	103	2.0	- 3	.	.	2	- 67	4	6
5 Seers,Drew	11	46	50	96	12.5	- 35	1.5	- 13	2	- 82	4	6
43 Bivens,CJ	11	31	38	69	6.0	- 25	0.5	- 6	1	- 11	.	1	4	.	.	1	.	.
98 Harris,Jonathan	11	27	32	59	11.5	- 57	6.0	- 44	3	1	- 0	1	.	.
7 McCoy,Ricky	11	29	14	43	2.5	- 3	.	.	2	- 25	4	6
6 Perry,Jordan	11	30	11	41	1	- 0	6	7
9 Egwuonwu,Uchenna	11	19	22	41	8.0	- 57	3.5	- 29	.	.	1	1
55 Davis,Antonio	11	13	22	35	2.5	- 3	1	1	1	.	.	.	1	.
92 Conners,Arsante	11	13	20	33	3.0	- 16	2.0	- 15	2	1	- 0	.	.	.
53 Sobotka,Tanner	11	12	19	31	3.5	- 14	1.5	- 10
49 Blanchard,Nate	9	12	18	30	3.0	- 12	1.0	- 7
25 Turnure,Zach	7	12	16	28	1.5	- 4
3 Green,Tyler	10	16	7	23	1	- 0	5	6
45 Knox,David	7	8	10	18	0.5	- 1
47 Lockett,Lloyd	10	10	6	16	1.0	- 1	.	.	1	- 24	1	2
99 Weary,Tayvian	10	7	8	15	1.0	- 1
11 Spates,ShawnTrez	4	9	.	9	2.0	- 8	.	.	1	- -7	3	4
22 Holman,Cameron	3	6	3	9	1	- 0	.	.	.
35 Little,Houston	11	6	2	8	1	1	1	.
23 Jordan,Keiondre	10	4	2	6
96 Foley,Barrett	11	4	.	4
44 Harlow,Drew	11	3	1	4
88 Chandler,Tyler	10	3	1	4	1	- 0	.	.	.
42 Terlizzi,Matt	6	1	2	3
31 Charles,Koby	4	1	2	3
62 Williams,Reid	8	3	.	3
21 Rabay,Christian	10	2	1	3
56 Johnson,Joshua	4	.	3	3
30 Staskewicz,Ethan	10	2	.	2
10 Faddoul,Alex	6	1	.	1
61 Pumphrey,Evan	11	.	1	1
76 Sullivan,Brendan	11	1	.	1
19 Johnson,Jarrett	11	1	.	1
84 Silvio,Paul	11	1	.	1
80 Rose,Payton	11	.	1	1
12 Jackson,Najee	11	1	.	1
36 Crowder,Michael	11	1	.	1
1 Sanders,Cameron	11	1	.	1
Total.....	11	446	413	859	64	- 250	16	- 124	11	- 202	36	47	10	4	- 0	3	2	.
Opponents.....	11	456	376	832	86	- 364	29	- 217	8	- 53	43	51	27	6	- 120	10	2	.



INDIVIDUAL GAME HIGHS

Rushes	22	Brister,Cade vs Washburn (Aug 30, 2018)
		Brister,Cade vs Central Oklahoma (Sep 15, 2018)
		Brister,Cade vs Pittsburg State (Sep 29, 2018)
Yards Rushing	166	Sutherland,Nash at Emporia State (Sep 22, 2018)
TD Rushes	2	Sanders,Cameron at Mo. Southern St. (Sep 08, 2018)
Long Rush	87	Sutherland,Nash vs Pittsburg State (Sep 29, 2018)
Pass attempts	53	Brister,Cade vs Central Missouri (Nov 03, 2018)
		Brister,Cade at Missouri Western (Nov 10, 2018)
		Brister,Cade at Missouri Western (Nov 10, 2018)
Pass completions	31	Brister,Cade vs Central Missouri (Nov 03, 2018)
Yards Passing	312	Brister,Cade at Emporia State (Sep 22, 2018)
TD Passes	5	Brister,Cade at Northeastern State (Oct 13, 2018)
Long Pass	43	Henneman,Erik at Emporia State (Sep 22, 2018)
Receptions	9	Henneman,Erik at Emporia State (Sep 22, 2018)
Yards Receiving	147	Henneman,Erik at Mo. Southern St. (Sep 08, 2018)
TD Receptions	4	Rose,Payton at Northeastern State (Oct 13, 2018)
Long Reception	43	Foley,Barrett at Mo. Southern St. (Sep 08, 2018)
Field Goals	1	Foley,Barrett vs Pittsburg State (Sep 29, 2018)
		Foley,Barrett at Northeastern State (Oct 13, 2018)
		Foley,Barrett vs Northwest Missouri (Oct 20, 2018)
		Foley,Barrett vs Pittsburg State (Sep 29, 2018)
Long Field Goal	38	Crowder,Michael vs Pittsburg State (Sep 29, 2018)
Punts	9	Crowder,Michael vs Northwest Missouri (Oct 20, 2018)
		Crowder,Michael at Nebraska-Kearney (Oct 06, 2018)
Punting Avg	45.7	Crowder,Michael at Nebraska-Kearney (Oct 06, 2018)
Long Punt	61	Crowder,Michael at Northeastern State (Oct 13, 2018)
		Crowder,Michael at Emporia State (Sep 22, 2018)
		Crowder,Michael vs Pittsburg State (Sep 29, 2018)
		Crowder,Michael at Northeastern State (Oct 13, 2018)
		Crowder,Michael at Fort Hays State (Oct 27, 2018)
		McCoy,Ricky at Northeastern State (Oct 13, 2018)
Long Punt Return	36	Sanders,Cameron vs Central Oklahoma (Sep 15, 2018)
Long Kickoff Return	92	Williams,Darrius at Nebraska-Kearney (Oct 06, 2018)
Tackles	16	Harris,Jonathan at Fort Hays State (Oct 27, 2018)
Sacks	2.0	Bivens,CJ vs Washburn (Aug 30, 2018)
Tackles For Loss	4.5	Spates,ShawnTrez vs Washburn (Aug 30, 2018)
Interceptions	1	Green,Tyler vs Washburn (Aug 30, 2018)
		Daniels,Grady at Mo. Southern St. (Sep 08, 2018)
		Daniels,Grady vs Central Oklahoma (Sep 15, 2018)
		McCoy,Ricky at Emporia State (Sep 22, 2018)
		Seers,Drew vs Pittsburg State (Sep 29, 2018)
		Perry,Jordan vs Pittsburg State (Sep 29, 2018)
		Lockett,Lloyd at Northeastern State (Oct 13, 2018)
		Seers,Drew vs Northwest Missouri (Oct 20, 2018)
		McCoy,Ricky vs Central Missouri (Nov 03, 2018)
		Bivens,Cj at Missouri Western (Nov 10, 2018)

TEAM GAME HIGHS

Rushes	48	at Emporia State (Sep 22, 2018)
Yards Rushing	294	at Emporia State (Sep 22, 2018)
Yards Per Rush	6.1	at Emporia State (Sep 22, 2018)
TD Rushes	3	at Northeastern State (Oct 13, 2018)
		at Missouri Western (Nov 10, 2018)
		vs Central Missouri (Nov 03, 2018)
Pass attempts	53	at Missouri Western (Nov 10, 2018)
		at Missouri Western (Nov 10, 2018)
Pass completions	31	at Missouri Western (Nov 10, 2018)
Yards Passing	312	vs Central Missouri (Nov 03, 2018)
Yards Per Pass	11.8	at Emporia State (Sep 22, 2018)
TD Passes	5	at Emporia State (Sep 22, 2018)
Total Plays	97	vs Central Missouri (Nov 03, 2018)
Total Offense	602	at Emporia State (Sep 22, 2018)
Yards Per Play	8.1	at Emporia State (Sep 22, 2018)
Points	51	at Mo. Southern St. (Sep 08, 2018)
Sacks By	4	at Northeastern State (Oct 13, 2018)
First Downs	31	vs Central Missouri (Nov 03, 2018)
Penalties	13	at Emporia State (Sep 22, 2018)
Penalty Yards	142	at Emporia State (Sep 22, 2018)
Turnovers	4	at Missouri Western (Nov 10, 2018)
Interceptions By	2	vs Washburn (Aug 30, 2018)
		vs Pittsburg State (Sep 29, 2018)
Punts	9	vs Pittsburg State (Sep 29, 2018)
		vs Northwest Missouri (Oct 20, 2018)
Punting Avg	45.7	at Nebraska-Kearney (Oct 06, 2018)
Long Punt	61	at Nebraska-Kearney (Oct 06, 2018)
		at Northeastern State (Oct 13, 2018)
Punts inside 20	3	at Emporia State (Sep 22, 2018)
		vs Pittsburg State (Sep 29, 2018)
		at Northeastern State (Oct 13, 2018)
		at Fort Hays State (Oct 27, 2018)
Long Punt Return	36	at Northeastern State (Oct 13, 2018)

LINDENWOOD FOOTBALL RECORD BOOK



LIONS

EST. 1990



LINDENWOOD FOOTBALL RECORD BOOK

Complete record book online at LindenwoodLions.com

TEAM RECORDS - SINGLE GAME

TOTAL OFFENSE

Most Plays:

98 vs. Culver-Stockton (2000)

Most Yards Gained:

735 vs. Evangel (2010)

RUSHING

Most Rushes:

63 vs. Culver-Stockton (1997)

Most Yards Gained:

417 vs. Northeastern State (2017)

Most Rushing Touchdowns:

8 vs. Culver-Stockton (2010)

PASSING

Most Attempts:

62 vs. Culver-Stockton (2000)

Most Completions:

36 vs. Lincoln (2013)

Most Yards Gained:

552 vs. Evangel (2010)

Most Touchdown Passes:

6 vs. Baker (2010)

6 vs. Nebraska-Kearney (2012)

SCORING

Most Points:

90 vs. Culver-Stockton (2010)

Most Points, Both Teams:

113 vs. Lambuth (2008)

Most Points, First Quarter

28 vs. Northwestern (2001)

28 vs. Graceland (2010)

28 vs. Culver-Stockton (2011)

Most Points, Second Quarter

36 vs. Central Methodist (2010)

Most Points, Third Quarter

37 vs. Ottawa (2009)

Most Points, Fourth Quarter

26 vs. Graceland (2011)

Most Points, First Half

49 vs. Evangel (2010)

49 vs. Central Methodist (2010)

49 vs. Graceland (2010)

49 vs. Culver-Stockton (2011)

Most Points, Second Half

44 vs. Ottawa (2009)

Most Touchdowns Scored:

13 vs. Culver-Stockton (2010)

Most PAT Made by Kicking:

12 vs. Culver-Stockton (2010)

Most Two-Point Conversions:

2 vs. Benedictine (2008)

Most Field Goals Made:

4 vs. Avila (2007)

ALL-PURPOSE

Most Yards (since 2004):

1046 vs. Culver-Stockton (2010)

TOTAL DEFENSE

Fewest Total Offense Yards Allowed:

77 vs. Central Methodist (2004)

Fewest Rushing Yards Allowed:

-7 vs. Peru State (1992)

-7 vs. Graceland (2011)

Fewest Passing Yards Allowed:

29 vs. Missouri Valley (1991)

Most Sacks Recorded by:

7 vs. Evangel (2004)

7 vs. Taylor (1995)

7 vs. Emporia State (2016)

INTERCEPTIONS

Most Passes Intercepted by:

6 vs. St. Xavier (1993)

Most Yards on Interception Returns:

130 vs. Central Oklahoma (2016)

Most Touchdowns on Interception Returns:

2 vs. Avila (2004)

2 vs. Nebraska-Kearney (2016)

Most Fumble Recoveries:

7 vs. Trinity International (1991)

Most Turnovers:

9 vs. Trinity International (1991)



Hakim Thomas - 2009 National Championship Game



Matt Angell & Rudy Fleming - 2009 vs Ottawa



INDIVIDUAL RECORDS - SINGLE GAME

TOTAL OFFENSE

Most Plays:

74, Cade Brister vs. Central Missouri (2018)
74, Cade Brister vs. Missouri Western (2018)
68, Cade Brister vs. Central Oklahoma (2018)
62, Najee Jackson vs. Emporia State (2017)
61, Cade Brister vs. Northwest Missouri (2018)
 59, Graham Lindman vs. Northwest Missouri (2014)
59, Najee Jackson vs. Fort Hays (2017)
 58, Graham Lindman vs. Central Oklahoma (2014)
 57, Dillon Miller vs. Fort Hays (2014)
 56, Mike Hofbauer vs. Evangel (2000)

Most Yards Gained:

474, Ben Gomez vs. Nebraska-Kearney (2012)
 458, Philip Staback vs. Baker (2010)
 433, Ben Kisner vs. Morningside (2008)
 418, Philip Staback vs. Missouri Valley (2010)
412, Cade Brister vs. Central Missouri (2018)
 406, Ben Gomez vs. Evangel (2008)
398, Najee Jackson vs. Emporia State (2017)
 395, Dillon Miller vs. Central Missouri (2013)
389, Cade Brister vs. Emporia State (2018)
 385, Philip Staback vs. Evangel (2010)
 385, Philip Staback vs. Graceland (2010)
385, Najee Jackson vs. Fort Hays (2017)

RUSHING

Most Rushes:

43, DeDe Dorsey vs. Graceland (2005)
 40, Marceo Haywood vs. Evangel (1999)
 36, Derron Parquet vs. MidAmerica Nazarene (2004)
 35, Adam Saperstein vs. Cumberland (1990)
 35, Adam Saperstein vs. Hardin-Simmons (1991)
 32, Ron Huskey vs. Missouri Valley (2000)
 32, DeDe Dorsey vs. Northwestern (2004)
 31, Sherwin Ellis vs. Northwestern (2003)
 31, Derron Parquet vs. Central Methodist (2004)
 31, Derron Parquet vs. Missouri Valley (2004)
 31, DeDe Dorsey vs. Hastings (2004)
 31, DeDe Dorsey vs. Evangel (2005)

Most Yards Gained

271, DeDe Dorsey vs. Graceland (2005)
 246, DeDe Dorsey vs. Evangel (2005)
 235, Marceo Haywood vs. Butler (1999)
 235, Adam Saperstein vs. Cumberland (1990)
 228, Denodus O'Bryant vs. Washburn (2012)
 220, Adam Saperstein vs. St. Ambrose (1991)
 215, DeDe Dorsey vs. Culver-Stockton (2004)
 214, Adam Saperstein vs. Hardin-Simmons (1991)
 198, DeDe Dorsey vs. Northwestern (2004)
 196, Marceo Haywood vs. MidAmerica Nazarene (1998)

Most Touchdowns Scored by Rushing:

6, DeDe Dorsey vs. Graceland (2005)
 5, Adam Saperstein vs. Hardin-Simmons (1991)
 4, Connor Harris vs. Northeastern State (2014)
 3, numerous times

Longest Rush:

88, Denodus O'Bryant vs. Washburn (2012)
87, Nash Sutherlin vs. Pittsburg State (2018)
 84, Denodus O'Bryant vs. Central Missouri (2011)
 84, Richard Murrell vs. Georgetown (2007)
 82, Denodus O'Bryant vs. Evangel (2009)
 81, Sherwin Ellis vs. Evangel (2003)
 81, Hakeem Abdullah vs. Georgetown (2007)
 80, Donnie Dillard vs. Trinity International (1995)
 80, Wallace Santee vs. Central Methodist (1997)
 80, Denodus O'Bryant vs. Pittsburg State (2012)
 79, DeDe Dorsey vs. Central Methodist (2005)
 79, Denodus O'Bryant vs. Truman State (2012)

PASSING

Most Attempts:


58, Mike Hofbauer vs. Baker (2000)
 57, Graham Lindman vs. Northwest Missouri (2014)
 55, Dillon Miller vs. Fort Hays (2014)
 54, Graham Lindman vs. Central Oklahoma (2014)
53, Cade Brister vs. Central Missouri (2018)
53, Cade Brister vs. Missouri Western (2018)
 52, Dillon Miller vs. Lincoln (2013)
 52, Dillon Miller vs. Central Missouri (2013)
49, Najee Jackson vs. Emporia State (2017)
 47, Max Brown vs. Benedictine (1997)
 47, Ben Kisner vs. Lambuth (2008)
47, Najee Jackson vs. Fort Hays (2017)



Billy Clark
2007-10



Ben Kisner
2005-08



Hakeem Abdullah
2006-07



Jeff Hynes
2006-09

Most Completions:

34, Dillon Miller vs. Lincoln (2013)
 32, Ben Kisner vs. Morningside (2008)
 31, Dillon Miller vs. Fort Hays (2014)
 30, Max Brown vs. Benedictine (1997)
 30, Mike Hofbauer vs. Baker (2000)
31, Cade Brister vs. Missouri Western (2018)
30, Najee Jackson vs. Emporia State (2017)
 29, Dillon Miller vs. Central Missouri (2013)
29, Najee Jackson vs. Fort Hays (2017)
29, Cade Brister vs. Central Missouri (2018)

Most Yards Gained:

480, Ben Gomez vs. Nebraska-Kearney (2012)
 445, Ben Kisner vs. Morningside (2008)
 439, Mike Hofbauer vs. Baker (2000)
 436, Philip Staback vs. Baker (2010)
 407, Ben Gomez vs. Lincoln (2012)
 406, Ben Kisner vs. Evangel (2008)
 404, Philip Staback vs. Missouri Valley (2010)
 393, Max Brown vs. Benedictine (1996)
 390, Dillon Miller vs. Central Missouri (2013)
 385, Philip Staback vs. Evangel (2010)
 385, Philip Staback vs. Graceland (2010)

Most Touchdown Passes:

6, Philip Staback vs. Baker (2010)
 6, Ben Gomez vs. Nebraska-Kearney (2012)
 5, Max Brown vs. Graceland (1996)
 5, Ben Kisner vs. Lambuth (2008)
 5, Philip Staback vs. Central Methodist (2010)
 5, Philip Staback vs. Avila (2010)
 5, Ben Gomez vs. Lincoln (2012)
5, Cade Brister vs. Emporia State (2018)
 4, numerous times



Alex Robinson - 2011 vs. Central Missouri



Philip Staback - 2009 National Championship Game



Marcel Thompson - 2009 vs. Ottawa



Malach Radigan - 2012 vs. Lincoln

Longest Pass:

- 88, Cory Nesslage to Mark Henrie vs. Peru State (1994)
- 87, Dillon Miller to Denodus O'Bryant vs. Pittsburg State (2012)
- 85, Emilia Salazar to George Mumphard (2004)
- 85, Mason Bendigo to DeSean Warren vs. Pittsburg St.(2016)
- 83, Dillon Miller to Andrew Helmick vs. Winona State (2012)
- 83, Dillon Miller to Alex Robinson vs. Central Missouri (2013)
- 82, John Uribe to Andrew Helmick vs. Azusa Pacific (2011)
- 80, Bryce MacDonald to Jim Paddock vs. Okla. Panhandle (1992)
- 80, Dillon Miller to Denodus O'Bryant vs. Pittsburg State (2012)
- 80, Allen Thigpen to DeSean Warren vs. Fort Hays St.(2016)

RECEIVING

Most Passes Caught:

- 16, Jaron Alexander vs. Central Missouri (2013)
- 15, Mike Wyrick vs. Culver-Stockton (2000)
- 14, Deantrell Prince vs. Washburn (2016)
- 12, Dominic Peterson vs. Culver-Stockton (2007)
- 11, Mario Patton vs. St. Xavier (1995)
- 11, Jamere Holland vs. Missouri Valley (2010)
- 11, Jaron Alexander vs. Central Missouri (2014)
- 10, numerous times

Most Yards Gained:

- 218, Andrew Helmick vs. Missouri Southern (2012)
- 213, Andrew Helmick vs. Truman State (2012)
- 201, Andrew Helmick vs. Winona State (2012)
- 200, Andrew Helmick vs. Nebraska-Kearney (2012)
- 184, George Mumphard vs. MidAmerica Nazarene (2005)
- 176, Carlton Rivers vs. Benedictine (1996)
- 175, Deantrell Prince vs. Fort Hays (2017)
- 174, Mike Wyrick vs. Culver-Stockton (2000)
- 174, Matt Bramow vs. Evangel (2010)
- 172, Jamere Holland vs. Baker (2010)
- 172, Greg Coble vs. Nebraska-Kearney (2015)
- 172, DeSean Warren vs. Pittsburg State (2016)

Most Touchdown Passes Caught:


- 4, Erik Henneman vs. Missouri Southern (2018)**
- 3, Mario Patton vs. Graceland (1996)
- 3, Mark Henrie vs. Olivet Nazarene (1994)
- 3, Andrew Helmick vs. Texas A&M-Kingsville (2011)
- 3, Andrew Helmick vs. Kansas Wesleyan (2011)
- 3, Andrew Helmick vs. Missouri Southern (2012)
- 2, numerous times




Jaron Alexander
2012-15



Rudy Fleming
2008-09



Matt Bramow
2008-10



Dillon Miller
2012-14

**PUNTING***Longest Punt:*

- 81, Zac Atterberry vs. William Jewell (2004)
 76, Reggie Kratzer vs. Central Methodist (1999)
 75, Zac Atterberry vs. Graceland (2006)
 72, Zac Atterberry vs. MidAmerica Nazarene (2007)
 71, Zac Atterberry vs. Culver-Stockton (2004)

INTERCEPTIONS*Most Interceptions:*

- 3, Bakari Triggs vs. Central Oklahoma (2016)
 2, numerous times

Most Yards on Interception Returns:

- 125, Derek Coxson vs. Evangel (2006)
 123, Bakari Triggs vs. Central Oklahoma (2016)
 100, Larry Gladney vs. Culver-Stockton (2006)
 99, Tyler Kasper vs. Georgetown (2007)
 96, Jared Shoemaker vs. Central Methodist (2005)
 96, Justin Broome vs. Saint Joseph's (2011)
 85, Blake Conreaux vs. Graceland (2008)
 82, Logen Wright vs. Central Methodist (2006)
82, Drew Seers vs. Pittsburg State (2018)
 80, Jim Paddock vs. Southwestern (1990)

Longest Interception Return:

- 100, Larry Gladney vs. Culver-Stockton (2006)
 100, Derek Coxson vs. Evangel (2006)
 96, Jared Shoemaker vs. Central Methodist (2005)
 94, Justin Broome vs. Saint Joseph's (2011)
 85, Blake Conreaux vs. Graceland (2008)
 82, Logen Wright vs. Central Methodist (2006)
82, Drew Seers vs. Pittsburg State (2018)
 80, Jim Paddock vs. Southwestern (1990)
 79, Cody Fogle vs. Culver-Stockton (2010)
 78, Mark Felicelli vs. Graceland (1997)



Sterling Thomas
2012-15



Billy Ray Uren
2005-09

PUNT RETURNS*Most Punt Returns:*

- 6, Thomas Christian vs. Evangel (2007)
 5, Julian Smith vs. MidAmerica Nazarene (1996)
 5, Julian Smith vs. Georgetown (1993)
 5, Mike Bunton vs. Graceland (2011)
 5, Mike Bunton vs. Missouri S&T (2011)
 5, Wesley Thomas vs. Pittsburg State (2016)
 4, numerous times

Most Yards on Punt Returns:

- 116, Adam Saperstein vs. Missouri Valley (1991)
 113, Mike Bunton vs. Graceland (2011)
 100, Jamere Holland vs. Culver-Stockton (2010)
 98, Mike Bunton vs. Texas A&M-Kingsville (2011)
 92, Mike Bunton vs. Graceland (2011)
 89, Cornelius Campbell vs. Graceland (1999)
 86, Jamere Holland vs. Central Methodist (2010)
 85, Adam Saperstein vs. Lane (1991)
 85, Julian Smith vs. Midland Lutheran (1995)
 84, Damian James vs. Culver-Stockton (2009)

Longest Punt Return:

- 90, Mike Bunton vs. Saint Joseph's (2011)
 89, Cornelius Campbell vs. Graceland (1999)
 85, Adam Saperstein vs. Lane (1991)
 85, Julian Smith vs. Midland Lutheran (1995)
 84, Jamere Holland vs. Central Methodist (2010)
 80, Therman McGowan vs. Culver-Stockton (2011)
 79, Damian James vs. Culver-Stockton (2009)
 77, Mike Bunton vs. Texas A&M-Kingsville (2011)
 76, Andrew Helmick vs. Missouri Southern (2012)
 72, Adam Saperstein vs. Missouri Valley (1991)

KICKOFF RETURNS*Most Kickoff Returns:*

- 8, Lavarrie Johnson vs. Northwest Missouri (2014)
 6, Bobby Mason vs. Benedictine (2005)
 6, Tobias vs. Evangel (2000)
 6, Julian Smith vs. Findlay (1995)
 6, Lavarrie Johnson vs. Pittsburg State (2015)
 6, Cameron Sanders vs. Central Oklahoma (2018)

Most Yards on Kickoff Returns:

- 198, Cameron Sanders vs. Central Oklahoma (2018)
 153, Bakari Triggs vs. Missouri Western (2016)
 144, Tony Tobias vs. Evangel (2000)
 143, McCray Harris vs. Missouri Valley (2006)
 142, Denodus O'Bryant vs. Central Missouri (2012)
 140, Nate Orlando vs. Carroll (2008)
 135, Greg Coble vs. Nebraska-Kearney (2014)
 130, Andrew Helmick vs. Central Oklahoma (2011)
 129, Bakari Triggs vs. Missouri Western (2017)
 124, three times

Longest Kickoff Return:

- 100, Andrew Helmick vs. Central Oklahoma (2011)
 100, Denodus O'Bryant vs. Central Missouri (2012)
 99, Bakari Triggs vs. Missouri Western (2017)
 97, Tony Tobias vs. Olivet Nazarene (2000)
 97, McCray Harris vs. Missouri Valley (2006)
 97, Lavarrie Johnson vs. Washburn (2014)
 95, Denodus O'Bryant vs. Benedictine (2010)
 95, Tre' Roby vs. Washburn (2013)
 94, Nate Orlando vs. Carroll (2008)
 94, Denodus O'Bryant vs. Baker (2009)
 94, Denodus O'Bryant vs. Ottawa (2009)

ALL-PURPOSE YARDS*Most Yards (since 2004):*

- 328, Andrew Helmick vs. Missouri Southern (2012)
 311, Denodus O'Bryant vs. Pittsburg State (2012)
 307, Denodus O'Bryant vs. Benedictine (2010)
 278, Denodus O'Bryant vs. Washburn (2012)
 273, Denodus O'Bryant vs. Culver-Stockton (2010)
 271, Denodus O'Bryant vs. Central Missouri (2012)
 271, DeDe Dorsey vs. Graceland (2005)
 266, Hakeem Abdullah vs. Central Methodist (2007)
 264, Andrew Helmick vs. Truman (2012)
 255, Denodus O'Bryant vs. Carroll (2009)



Matt Bramow - 2009 National Championship Game



Connor Harris - 2016 vs. Missouri Southern



Justin Broome - 2011 vs. Central Missouri



Denver Price - 2008 vs Lambuth

SCORING*Most Points Scored:*

- 36, DeDe Dorsey vs. Graceland (2005)
- 30, Adam Saperstein vs. Hardin-Simmons (1991)
- 24, Adam Saperstein vs. Lane (1991)
- 24, Nate Orlando vs. Culver-Stockton (2010)
- 24, Andrew Helmick vs. Missouri Southern (2012)
- 24, Connor Harris vs. Northeastern State (2014)
- 24, Erik Henneman vs. Missouri Southern (2018)**
- 20, Derron Parquet vs. Missouri Valley (2004)
- 18, numerous times

Most Touchdowns Scored:

- 6, DeDe Dorsey vs. Graceland (2005)
- 5, Adam Saperstein vs. Hardin-Simmons (1991)
- 4, Adam Saperstein vs. Lane (1991)
- 4, Nate Orlando vs. Culver-Stockton (2010)
- 4, Andrew Helmick vs. Missouri Southern (2012)
- 4, Connor Harris vs. Northeastern State (2014)
- 4, Erik Henneman vs. Missouri Southern (2018)**
- 3, numerous times

Most Field Goals Made:

- 4, Halley Ferrell vs. Avila (2007)
- 3, Halley Ferrell vs. Baker (2007)
- 3, Halley Ferrell vs. Central Methodist (2007)
- 3, Dante Buscaglia vs. Baker (2000)
- 3, Dante Buscaglia vs. Culver-Stockton (1998)
- 3, Steve Pinkerton vs. Southwest Minnesota State (1992)
- 3, James Neal vs. William Jewell (2010)
- 3, James Neal vs. Texas A&M-Kingsville (2011)
- 3, James Neal vs. Washburn (2012)
- 3, James Neal vs. Pittsburg State (2012)
- 3, Travis Spraul vs. Washburn (2017)

Most Extra Points Made by Kicking:

- 11, James Neal vs. Graceland (2010)
- 10, Dante Buscaglia vs. Central Methodist (1999)
- 10, Halley Ferrell vs. William Jewell (2009)
- 10, James Neal vs. Culver-Stockton (2011)
- 9, Halley Ferrell vs. Evangel (2009)
- 9, Halley Ferrell vs. Central Methodist (2009)
- 8, several times

Most Extra Points Attempted by Kicking:


- 11, James Neal vs. Graceland (2010)
- 10, Dante Buscaglia vs. Central Methodist (1999)
- 10, Halley Ferrell vs. Culver-Stockton (2009)
- 10, Halley Ferrell vs. William Jewell (2009)
- 10, James Neal vs. Culver-Stockton (2011)
- 9, several times

Most Points Scored by Kicking:

- 18, Halley Ferrell vs. Avila (2007)
- 16, Dante Buscaglia vs. Central Methodist (1999)
- 14, Halley Ferrell vs. Baker (2007)
- 14, James Neal vs. Pittsburg State (2012)
- 13, Dante Buscaglia vs. Culver-Stockton (1998)
- 13, Halley Ferrell vs. MidAmerica Nazarene (2009)
- 13, Halley Ferrell vs. William Jewell (2009)
- 13, James Neal vs. Kansas Wesleyan (2011)
- 12, Halley Ferrell vs. Central Methodist (2007)
- 12, Halley Ferrell vs. Central Methodist (2009)

Longest Field Goal:

- 52, Steve Pinkerton vs. Southwest Minnesota State (1992)
- 50, Halley Ferrell vs. Avila (2007)
- 48, Zac Atterberry vs. Baker (2005)
- 47, Dante Buscaglia vs. Graceland (1999)
- 46, Steve Pinkerton vs. Southwest Minnesota State (1992)
- 46, Halley Ferrell vs. Central Methodist (2007)
- 45, Steve Pinkerton vs. Campbellsville (1992)
- 45, Dante Buscaglia vs. Graceland (1999)
- 45, Dante Buscaglia vs. Baker (2000)
- 45, Halley Ferrell vs. MidAmerica Nazarene (2007)

**Jamere Holland**
2010**Parks Peterson**
2009-10**Halley Farrell**
2006-09



TEAM RECORDS - SINGLE SEASON



Mike Errante
2006-09

TOTAL OFFENSE

Most Plays:
887 (2008)

Most Plays Per Game:
76.0 (2018)

Most Yards Gained:
6894 (2009)

Most Yards Gained Per Game:
551.5 (2010)

Highest Average Gain Per Play:
8.9 (2010)

RUSHING

Most Rushes:
506 (2004)

Most Rushes Per Game Average:
42.2 (2004)

Most Yards Gained:
2796 (2009)

Most Yards Gained Per Game:
199.7 (2009)

Highest Average Gain Per Rush:
6.7 (2009)

Most Rushing Touchdowns:
49 (2009)

PASSING

Most Attempts:
489 (2014)

Most Attempts Per Game:
44.5 (2014)

Most Completions:
282 (2009)

Most Completions Per Game:
25.1 (2013)

Most Yards Gained:
4098 (2009)

Most Yards Gained Per Game:
358.7 (2010)

Highest Average Gain Per Attempt:
12.4 (2010)

Highest Average Gain Per Completion:
17.3 (2010)

Highest Percentage Completed:
.719 (2010)

Most Touchdown Passes
42 (2010)

Most Touchdown Passes Per Game:
3.8 (2010)

PUNTING

Highest Punting Average:
42.0 (2010)

SCORING

Most Points:
744 (2009)

Most Points Per Game:
53.1 (2009)

ALL-PURPOSE YARDS

Most Yards (since 2004):
8891 (2009)

Most Yards/Game (since 2004):
688.3 (2010)

TOTAL DEFENSE

Fewest Yards Allowed:
2981 (2004)

Fewest Yards Allowed Per Game:
248.4 (2004)

Lowest Average Yards Allowed Per Play:
3.68 (2004)

RUSHING DEFENSE

Fewest Yards Allowed:
1146 (2004)

Fewest Yards Allowed Per Game:
95.5 (2004)

Lowest Average Yards Allowed Per Rush:
2.43 (2004)

PASS DEFENSE

Fewest Yards Allowed:
1476 (1995)

Fewest Yards Allowed Per Game:
134.2 (1995)

Fewest Yards Allowed Per Attempt:
5.42 (2004)

Fewest Yards Allowed Per Completion:
10.11 (2007)

Lowest Completion Percentage Allowed:
.469 (1995)

Most Passes Intercepted by:

23 (2008)

23 (2009)

Most Passes Intercepted by Per Game:

1.77 (2008)

Most Touchdowns on Interception Returns:

4 (2008)

4 (2009)

SCORING DEFENSE

Fewest Points Allowed:
152 (2004)

Fewest Points Allowed Per Game:
12.7 (2004)

Most Points Allowed:

397 (1994)

Most Points Allowed Per Game:

39.7 (1994)

MISCELLANEOUS

Most Consecutive Victories
13 (2009)

Most Consecutive Games Without Being Shut Out:


99 (2003-2011)

Most Overtimes in a Single Game:

2 (2005 vs. Missouri Valley)

Most Shutouts:

2 (1991 and 1995)



TJ Prell
2007-09



Malach Radigan
2009-12



Brian Schaefering
2007



INDIVIDUAL RECORDS - SINGLE SEASON

TOTAL OFFENSE

Most Plays:

588, Cade Brister (2018)
455, Najee Jackson (2017)
 430, Ben Kisner (2008)
 421, Philip Staback (2009)
 378, Ben Kisner (2007)
 335, Dillon Miller (2013)
 332, Graham Lindman (2014)
 325, John Uribe (2011)
 310, Emilia Salazar (2004)
 298, Cory Nesslage (1994)

Most Yards Gained:

3596, Philip Staback (2009)
 3554, Ben Kisner (2008)
 3442, Philip Staback (2010)
2982, Cade Brister (2018)
2583, Najee Jackson (2017)
 2569, Ben Kisner (2007)
 2263, Dillon Miller (2013)
 2022, John Uribe (2011)
 1874, Emilia Salazar (2004)
 1772, Ben Kisner (2012)

Most Touchdowns Responsible For:

42, Philip Staback (2009)
 36, Philip Staback (2010)
 33, Ben Kisner (2008)
27, Cade Brister (2018)
 24, Denodus O'Bryant (2009)
 21, Ben Kisner (2007)
20, Najee Jackson (2017)
 19, John Uribe (2011)
 18, DeDe Dorsey (2005)
 18, Emilia Salazar (2004)

RUSHING

Most Rushes:

280, DeDe Dorsey (2005)
 219, Adam Saperstein (1990)
 210, Marceo Haywood (1998)
 199, Hakeem Abdullah (2007)
 198, Denodus O'Bryant (2012)
191, Cade Brister (2018)
 155, Derron Parquet (2004)
 151, Dario Camacho (2008)
 150, David Goodwill (1994)
 149, Hakeem Abdullah (2006)
 136, Marvin Byrd (2013)

100-yard rushing games:

8, DeDe Dorsey (2005)

200-yard rushing games:

2, DeDe Dorsey (2005)
 2, Adam Saperstein (1991)

Most Yards Gained:

1600, DeDe Dorsey (2005)
 1509, Marceo Haywood (1999)
 1205, Denodus O'Bryant (2012)
 1155, Hakeem Abdullah (2007)
 1136, Adam Saperstein (1991)
 1130, Marceo Haywood (1998)
 1059, Adam Saperstein (1990)
 1000, Denodus O'Bryant (2009)
 899, Hakeem Abdullah (2006)
 841, DeDe Dorsey (2004)

Most Rushing Touchdowns Scored:

16, DeDe Dorsey (2005)
 15, Marceo Haywood (1998)
 15, Denodus O'Bryant (2009)
 13, Marceo Haywood (1999)
 13, Dario Camacho (2008)
 12, Adam Saperstein (1991)
 12, Nate Orlando (2010)
 11, Hakeem Abdullah (2007)
 11, Richard Murrell (2007)
 11, Denodus O'Bryant (2012)

PASSING

Most Attempts:

411, Ben Kisner (2008)
397, Cade Brister (2018)
 351, Philip Staback (2009)
351, Najee Jackson (2017)
 349, Ben Kisner (2007)
 319, Dillon Miller (2013)
 301, Graham Lindman (2014)
 271, John Uribe (2011)
 269, Emilia Salazar (2004)
 251, Philip Staback (2010)

Most Completions:

263, Ben Kisner (2008)
 237, Philip Staback (2009)
227, Cade Brister (2018)
 210, Ben Kisner (2007)
 194, Dillon Miller (2013)
194, Najee Jackson (2017)
 189, Philip Staback (2010)
 165, John Uribe (2011)
 155, Graham Lindman (2014)
 151, Max Brown (1997)
 128, Emilia Salazar (2004)

Most Yards Gained:

3655, Ben Kisner (2008)
 3381, Philip Staback (2009)
 3329, Philip Staback (2010)
 2549, Ben Kisner (2007)
2433, Cade Brister (2018)
2366, Najee Jackson (2017)
 2334, Dillon Miller (2013)
 2204, John Uribe (2011)
 2138, Max Brown (1996)
 2124, Max Brown (1998)

Most Touchdown Passes:

36, Philip Staback (2009)
 34, Philip Staback (2010)
 33, Ben Kisner (2008)
21, Cade Brister (2018)
 19, Ben Kisner (2007)
 19, John Uribe (2011)
 18, Emilia Salazar (2004)
 16, Cory Nesslage (1994)
 16, Max Brown (1996)
16, Najee Jackson (2017)

200-yard passing games:

11, Ben Kisner (2008)
 11, Philip Staback (2009)

300-yard passing games:

6, Philip Staback (2010)

400-yard passing games:

2, Ben Kisner (2008)
 2, Philip Staback (2010)
 2, Ben Gomez (2012)



Andrew Helmick - 2012 vs. Nebraska-Kearney

**RECEIVING***Most Passes Caught:*

69, Kendell Sparks (2016)
 67, Rudy Fleming (2008)
 66, Andrew Helmick (2012)
 58, Mario Patton (1995)
 57, Rudy Fleming (2009)
57, Erik Henneman (2018)
 56, Andrew Helmick (2011)
 55, Steven Kennedy (2004)
 55, Jaron Alexander (2014)
 53, Marcel Thompson (2009)

Most Yards Gained:

1363, Andrew Helmick (2012)
 1056, Rudy Fleming (2008)
 980, Rudy Fleming (2009)
 901, Andrew Helmick (2011)
 899, Jamere Holland (2010)
 893, Matt Bramow (2010)
 844, Marcel Thompson (2009)
 837, George Mumphard (2004)
 831, DeSean Warren (2016)
 804, Steven Kennedy (2004)

Most Touchdown Passes Caught:

14, Andrew Helmick (2012)
 12, Matt Bramow (2009)
 12, Andrew Helmick (2011)
 11, Rudy Fleming (2008)
 11, Matt Bramow (2010)
 9, Steven Kennedy (2004)
 9, George Mumphard (2004)
9, Erik Henneman (2018)
 8, numerous times

100-yard receiving games:

6, Andrew Helmick (2012)

200-yard receiving games:

4, Andrew Helmick (2012)

PUNTING*Highest Average (min. 20 punts):*

44.4, Matt Klingler (2015)

INTERCEPTIONS*Most Interceptions:*

9, Pierre Desir (2012)
 6, Brandon Gould (2009)
 6, Marcus Klund (2003)
 6, Bakari Triggs (2016)
 5, Marcus Klund (2004)
 5, Brandon Gould (2008)
 4, numerous times

Most Yards on Interception Returns:

203, Justin Broome (2011)
 174, Bakari Triggs (2016)
 125, Derek Coxson (2006)
 122, Jared Shoemaker (2007)
 112, Brandon Gould (2008)
 104, Damian James (2009)
 100, Larry Gladney (2006)
 99, Tyler Kasper (2007)
 96, Jared Shoemaker (2005)
 87, Logen Wright (2006)

PUNT RETURNS*Most Punt Returns:*

28, Mike Bunton (2011)
 25, Thomas Christian (2007)
 21, Rudy Fleming (2008)
 21, Bobby Mason (2005)
 20, Wesley Thomas (2016)
 16, Adam Saperstein (1991)
 16, Kendell Sparks (2017)
 15, Ricky Moore (2006)
 15, Tre' Roby (2015)
 14, George Mumphard (2005)
 14, T.J. Riley (2004)

Most Yards of Punt Returns:

508, Mike Bunton (2011)
 328, Thomas Christian (2007)
 254, Adam Saperstein (1991)
 230, Jamere Holland (2010)
 228, Bobby Mason (2005)
 223, Rudy Fleming (2008)
 197, Kendell Sparks (2017)
 196, Therman McGowan (2011)
 185, Roren Thomas (1995)
 170, Julian Smith (2009)

Most Touchdowns Scored on Punt Returns:

3, Mike Bunton (2011)
 3, Therman McGowan (2011)

KICKOFF RETURNS*Most Kickoff Returns:*

29, Cameron Sanders (2018)
 24, Julian Smith (1994)
 20, Lavarrie Johnson (2014)
 20, Bakari Triggs (2015)
 19, Lavarrie Johnson (2015)
 19, Kendell Sparks (2017)
 16, numerous times



Bakari Triggs
2015-17



Deshaun Lawson
2013-16



Christian Golder
2011



Dan Carlisle
2006-10

Most Yards on Kickoff Returns:

616, Cameron Sanders (2018)
 477, Denodus O'Bryant (2009)
 469, Kendell Sparks (2016)
 450, McCray Harris (2006)
 450, Julian Smith (1994)
 421, Mike Bunton (2008)
 401, Lavarrie Johnson (2014)
 399, Bakari Triggs (2015)
 398, Kendell Sparks (2017)
 384, Denodus O'Bryant (2010)

Most Touchdowns Scored on Kickoff Return:

4, Denodus O'Bryant (2009)

ALL-PURPOSE*Most Yards (since 2004):*

2042, Denodus O'Bryant (2012)
 1853, DeDe Dorsey (2005)
 1805, Andrew Helmick (2012)
 1793, Hakeem Abdullah (2007)
 1751, Denodus O'Bryant (2009)
 1620, Denodus O'Bryant (2010)
 1407, Jamere Holland (2010)
 1343, Rudy Fleming (2008)
 1323, Cameron Sanders (2018)
 1308, Andrew Helmick (2011)

SCORING*Most Points Scored:*

144, Denodus O'Bryant (2009)
 116, Halley Ferrell (2009)
 108, DeDe Dorsey (2005)
 102, Marceo Haywood (1998)
 102, Denodus O'Bryant (2010)
 98, Halley Ferrell (2007)
 96, Dario Camacho (2008)
 96, Andrew Helmick (2012)
 90, Adam Saperstein (1991)
 90, Denodus O'Bryant (2012)

Most Touchdowns Scored:

24, Denodus O'Bryant (2009)
 18, DeDe Dorsey (2005)
 17, Marceo Haywood (1998)
 17, Denodus O'Bryant (2010)
 16, Rudy Fleming (2008)
 16, Andrew Helmick (2012)
 15, Adam Saperstein (1991)
 15, Denodus O'Bryant (2012)
 14, Marceo Haywood (1999)
 14, Hakeem Abdullah (2007)



Most Consecutive Games Scoring a Touchdown:

12, Marceo Haywood (1998-99)*

* scored in all 10 games in 1999

Most Field Goals Made:

17, Halley Ferrell (2007)

Most Extra Points Made by Kicking:

92, Halley Ferrell (2009)

DEFENSE

Tackles (since 2004):

184, Connor Harris (2015)

152, Connor Harris (2014)

138, Connor Harris (2016)

126, Connor Harris (2012)

108, Darrius Williams (2018)

103, Grady Daniels (2018)

100, Darrius Williams (2017)

96, Drew Seers (2018)

93, Jake Sharp (2005)

90, Logen Wright (2006)

Solo Tackles (since 2004):

86, Connor Harris (2015)

83, Connor Harris (2014)

74, Connor Harris (2016)

63, Darrius Williams (2017)

61, Wesley Thomas (2016)

60, Connor Harris (2012)

56, Brandon Gould (2008)

55, CJ Bivens (2017)

55, Darrius Williams (2018)

55, Grady Daniels (2018)

Assisted Tackles (since 2004):

98, Connor Harris (2015)

69, Connor Harris (2014)

66, Connor Harris (2012)

64, Connor Harris (2016)

56, Jake Sharp (2005)

54, Donald Cayton (2004)

53, Darrius Williams (2018)

51, Logen Wright (2006)

50, Drew Seers (2018)

49, Dan Carlisle (2007)

Tackles for Loss (since 2004):

15.0, Mike Sullivan (2004)

14.5, Jeremy Coley (2007)

14.5, Dino Morales (2004)

13.0, T.J. Prell (2009)

12.5, Connor Harris (2015)

12.5, Drew Seers (2018)

11.5, Joe Day (2012)


11.5, Jonathan Harris (2018)




Connor Harris
2012-16



Logen Wright
2005-09



Zac Atterberry
2004-07



Matt Klingler
2014-15

Sacks (since 2004):

7.5, Billy Ray Uren (2008)

7, Dino Morales (2004)

6.5, Mike Sullivan (2004)

6.5, Mike Sullivan (2005)

6.5, Brian Schaefering (2007)

6, Joe Day (2012)

6, Cody Reider (2011)

6, Cody Reider (2012)

6, Jonathan Harris (2016)

6, Jonathan Harris (2018)

Fumble Recoveries (since 2004):

4, Dan Carlisle (2007)

Fumble Return Yards (since 2004):

70, Hakim Thomas (2009)

62, Logen Wright (2006)

48, Stephen Frichtl (2008)

48, DeDe Dorsey (2004)

46, Chris Howard (2011)

46, Wesley Thomas (2016)

Forced Fumbles (since 2009):

3, Nick Tepea (2010)

3, Alex Meraz (2009)

Blocked Kicks (since 2004):

4, Logen Wright (2009)

INDIVIDUAL RECORDS - CAREER

TOTAL OFFENSE

Most Plays:

1192, Ben Kisner (2005-08)

704, Philip Staback (2009-10)

633, Dillon Miller (2012-14)

588, Cade Brister (2018-)

491, Najee Jackson (2017-)

449, Denodus O'Bryant (2009-12)

421, Mason Bendigo (2015-18)

375, DeDe Dorsey (2004-05)

332, Graham Lindman (2014)

325, John Uribe (2011)

Most Yards Gained:

8359, Ben Kisner (2005-08)

7038, Philip Staback (2009-10)

4366, Dillon Miller (2012-14)

3237, Denodus O'Bryant (2009-12)

2982, Cade Brister (2018-)

2981, Najee Jackson (2017-)

2397, Mason Bendigo (2015-18)

2273, DeDe Dorsey (2004-05)

2024, Ben Gomez (2012-13)

2022, John Uribe (2011)

RUSHING

Most Rushes:

449, Denodus O'Bryant (2009-12)

405, DeDe Dorsey (2004-05)

348, Hakeem Abdullah (2006-07)

268, Nate Orlando (2007-08, 10)

255, Calen Campbell (2015-17)

250, Lavorrie Johnson (2014-15)

237, Marvin Byrd (2011-14)

219, Adam Saperstein (1990)

210, Marceo Haywood (1998)

191, Cade Brister (2018-)

Most Yards Gained:

3237, Denodus O'Bryant (2009-12)

2639, Marceo Haywood (1998-99)

2441, DeDe Dorsey (2004-05)

2195, Adam Saperstein (1990-91)

2054, Hakeem Abdullah (2006-07)

1458, Nate Orlando (2007-08, 10)

1407, Cecil Severado (1995-97)

1301, Calen Campbell (2015-17)

1207, Richard Murrell (2007, 09)

1092, Marvin Byrd (2011-14)

Most Touchdowns Scored:

38, Denodus O'Bryant (2009-12)

28, Marceo Haywood (1998-99)

25, DeDe Dorsey (2004-05)

20, Richard Murrell (2007, 09)

19, Nate Orlando (2007-08, 10)

17, Adam Saperstein (1990-91)

17, Marvin Byrd (2011-14)

16, Hakeem Abdullah (2006-07)

13, Cecil Severado (1995-97)

13, Dario Camacho (2008)

13, Calen Campbell (2015-17)

PASSING

Most Attempts:

1095, Ben Kisner (2005-08)

605, Dillon Miller (2012-14)

602, Philip Staback (2009-10)

487, Cory Nesslage (1993-95)

397, Cade Brister (2018-)

358, Mason Bendigo (2015-18)

352, Najee Jackson (2017-)

301, Graham Lindman (2014)

271, John Uribe (2011)

259, Ben Gomez (2012-13)

*Most Completions:*

638, Ben Kisner (2005-08)
 426, Philip Staback (2009)
 356, Dillon Miller (2012-14)
 254, Cory Nessler (1993-95)
227, Cade Brister (2018-)
195, Najee Jackson (2017-)
 170, Mason Bendigo (2015-18)
 165, John Uribe (2011)
 155, Ben Gomez (2012-13)
 155, Graham Lindman (2014)

Most Yards Gained:

8546, Ben Kisner (2005-08)
 7214, Max Brown (1995-98)
 6710, Philip Staback (2009)
 4440, Dillon Miller (2012-14)
 3155, Cory Nessler (1993-95)
2433, Cade Brister (2018-)
2394, Najee Jackson (2017-)
 2259, Mason Bendigo (2015-18)
 2204, John Uribe (2011)
 2189, Ben Gomez (2012-13)

Most Touchdown Passes:

70, Philip Staback (2009-10)
 69, Ben Kisner (2005-08)
 50, Max Brown (1995-98)
 30, Dillon Miller (2012-14)
 23, Cory Nessler (1993-95)
21, Cade Brister (2018-)
 19, John Uribe (2011)
 18, Mason Bendigo (2015-18)
 17, Emilia Salazar (2004)
 17, Ben Gomez (2012-13)
17, Najee Jackson (2017-)

RECEIVING*Most Passes Caught:*


153, Andrew Helmick (2009-12)
 147, Jaron Alexander (2012-15)
 136, Matt Bramow (2008-10)
 131, Steven Kennedy (2004-06)
 130, Carlton Rivers (1995-98)
 124, Rudy Fleming (2008-09)
 123, Alex Robinson (2011-14)
 105, Mario Patton (1995-96)
 103, Deantrell Prince (2016-17)
 102, Kendell Sparks (2016-17)



Brandon Gould - 2009 National Championship Game



Donald Collier - 2011 vs. Culver-Stockton

Philip Staback
2009-10Denodus O'Bryant
2009-12Brandon Gould
2005-09Pierre Desir
2012-13*Most Yards Gained:*

2828, Andrew Helmick (2009-12)
 2036, Rudy Fleming (2008-09)
 1914, Matt Bramow (2008-10)
 1909, Steven Kennedy (2004-07)
 1666, Alex Robinson (2011-14)
 1650, Carlton Rivers (1995-98)
 1631, Jaron Alexander (2012-15)
 1512, Denodus O'Bryant (2009-12)
 1458, George Mumphard (2004-05)
 1453, DeSean Warren (2015-17)

Most Touchdown Passes Caught:

32, Andrew Helmick (2009-11)
 24, Matt Bramow (2008-10)
 21, Steven Kennedy (2004-06)
 19, Rudy Fleming (2008-09)
 15, George Mumphard (2004-05)
 15, Denodus O'Bryant (2009-11)
 13, Deantrell Prince (2016-17)
 12, Mark Henrie (1994, 1996)
 12, Marcel Thompson (2008-09)
 11, Mario Patton (1995-96)
 11, Denodus O'Bryant (2009-10)
 11, Alex Robinson (2011-14)

PUNTING

Highest Average Per Punt (min. 100 punts):
 40.2, Edward Burns (2011-14)

INTERCEPTIONS*Most Interceptions:*

14, Brandon Gould (2005-09)
 13, Pierre Desir (2012-13)
 12, Marcus Klund (2003-06)
 10, Bakari Triggs (2015-17)
 6, Jake Sharp (2004-05)
 6, Adarrrious Ross (2008-09)
 6, Brock Reed (2009-12)
 6, Connor Harris (2015-16)
6, Ricky McCoy (2016-)
 5, Jared Shoemaker (2005-07)
 5, Logen Wright (2005-09)
 5, Justin Broome (2011-12)

Most Yards on Interception Returns:

247, Brandon Gould (2005-09)
 241, Bakari Triggs (2015-16)
 225, Justin Broome (2011-12)



PUNT RETURNS

Most Punt Returns:

30, Rudy Fleming (2008-09)
29, Mike Bunton (2007-11)
29, Tre' Roby (2013-15)
25, Thomas Christian (2007)
25, Wesley Thomas (2013-16)
21, Bobby Mason (2005)
18, Kendell Sparks (2016-17)
15, Aaron Williams (2004)
15, Ricky Moore (2006)
14, George Mumphard (2005)
14, Leonard Durant (2006-07)

Most Yards on Punt Returns:

547, Mike Bunton (2007-11)
328, Thomas Christian (2007)
279, Rudy Fleming (2008-09)
236, Tre' Roby (2013-15)
230, Jamere Holland (2010)
230, Kendell Sparks (2016-17)
228, Bobby Mason (2005)
196, Therman McGowan (2011)
185, Roren Thomas (2009)
158, Wesley Thomas (2013-16)

Most Touchdowns Scored on Punt Returns:

4, Mike Bunton (2007-11)
3, Therman McGowan (2011)
1, six players

KICKOFF RETURNS

Most Kickoff Returns:

50, Mike Bunton (2007-11)
48, Bakari Triggs (2015-17)
44, Denodus O'Bryant (2009-12)
39, Lavarrie Johnson (2014-15)
39, Tre' Roby (2013-15)
35, Leonard Durant (2005-08)
35, Kendell Sparks (2016-17)
24, Cameron Sanders (2018)
28, Andrew Helmick (2009-12)
24, Nate Orlando (2007-08, 10)

Most Yards on Kickoff Returns:

1377, Denodus O'Bryant (2009-12)
1102, Bakari Triggs (2015-17)
1058, Mike Bunton (2007-11)
867, Kendell Sparks (2016-17)
791, Leonard Durant (2005-08)
780, Tre' Roby (2013-15)
759, Lavarrie Johnson (2014-15)
679, Andrew Helmick (2009-12)
616, Cameron Sanders (2018)
509, Nate Orlando (2007-08, 10)

Most Touchdowns Scored on Kickoff Returns:

8, Denodus O'Bryant (2009-12)
2, Mike Bunton (2007-11)
2, Roren Thomas (2009)
1, Six Players

ALL-PURPOSE

Most Yards (since 2004):

6126, Denodus O'Bryant (2009-12)
3797, Andrew Helmick (2009-12)
2879, Hakeem Abdullah (2006-07)
2851, DeDe Dorsey (2004-05)
2662, Mike Bunton (2007-11)
2502, Rudy Fleming (2008-09)
2500, Nate Orlando (2007-08, 10, 12)
2214, Tre' Roby (2013-15)
2102, Lavarrie Johnson (2014-15)
2058, Kendell Sparks (2016-17)

SCORING

Most Points Scored:

372, Denodus O'Bryant (2009-12)
329, Halley Ferrell (2006-09)
275, James Neal (2010-13)
216, Andrew Helmick (2009-12)
186, Marceo Haywood (1998-99)
180, DeDe Dorsey (2004-05)
176, Dante Buscaglia (1998-00)
150, Adam Saperstein (1990-91)
144, Matt Bramow (2008-10)
132, Nate Orlando (2007-08, 10)

Most Touchdowns Scored:


62, Denodus O'Bryant (2009-12)

Most Field Goals Made:

40, Halley Ferrell (2006-09)

Most Extra Points Made by Kicking:

209, Halley Ferrell (2006-09)



Andrew Helmick
2009-12



Mike Bunton
2007-11



Pierre Desir - 2012 vs. Central Missouri



Mike Bunton - 2011 vs. Graceland



Denodus O'Bryant - 2012 vs. Nebraska-Kearney



With her husband, George Sibley, pioneer educator Mary Sibley founded Lindenwood as a school for young women in 1827. Lindenwood was committed to combining professional issues with academic pursuits, the social with the intellectual, and the spiritual with the physical. In short, Mary Sibley brought holistic higher education to the American frontier.

Lindenwood became a Presbyterian college in 1853 and still maintains a historical relationship with the Presbyterian Church. In 1918, Lindenwood became a four-year college, and in 1969, Lindenwood attempted to strengthen its financial base by becoming co-ed. The school altered its name in 1974. The Lindenwood Colleges referred to the school's individual operations for men and women and also to its accelerated evening program, the Lindenwood College for Individualized Education, and its graduate programs.

During the '70s and '80s, the school struggled with a changing economy and accumulated substantial indebtedness. Enrollments began to decline, and by the spring of 1989, the number of day students had dropped below 1,000. As well, institutional change during those decades had led to some loss of clarity of mission. In view of



these fiscal and cultural challenges, the Board of Directors resolved to "refound" the school by returning to the fundamental precepts of individualized, holistic, values-oriented higher education that combines the practical with the academic. A president experienced in financial management and organizational revitalization was hired to lead the whole Lindenwood community in its collective renewal initiative. The result was a period of rapid growth and innovation that enabled the college to become the higher-education leader that it is today.

At the height of its revival, Lindenwood College became Lindenwood University in 1997. Enrollment burgeoned, and new construction arrived in late 1997 with the Hyland Performance Arena. By 1998-99, the annual enrollment approached 9,500, the faculty was growing, and the school balanced its budgets and increased revenues.

In 2000, Lindenwood dedicated the first of eight new residence halls to be constructed over the next decade—the first such construction in more than 30 years. In 2002, Lindenwood built the beautiful new Spellmann Campus Center. The 136,000-square-foot J. Scheidegger Center for the Arts opened in 2008.

The growth has not slowed. Additional construction has included expansion and renovation of Harmon Hall, now the home of the Robert W. Plaster School of Business and Entrepreneurship, and the 120,000-square-foot Evans Commons opened to great fanfare in 2011. A new athletics building was added in 2012 adjacent to Harlen Hunter Stadium, corresponding with Lindenwood's transition to the NCAA Division II.

Lindenwood opened in 2017 a 100,000-square-foot Library and Academic Resources Center at the front of the campus. The building serves as a hub for student services and academics.

Academically, Lindenwood has grown as well with extension of its longstanding general accreditation, the addition of numerous specialized accreditations for individual programs, and the addition of a number of degree programs, including the school's first doctoral degrees in the School of Education.

Mary Sibley ran a tightly managed school with a resourceful spirit and a clear purpose. She would have been proud of today's Lindenwood.

