

LINDENWOOD FOOTBALL

GAME NOTES

Game Six | Saturday, October 12, 2019 | 1:00 p.m. | vs. #24 Truman State
Harlen C. Hunter Stadium | St. Charles, Mo. | Capacity: 6,000

MATCHUP

LINDENWOOD



2-3, 2-0 GLVC

#24 TRUMAN STATE



5-0, 2-0 GLVC

Series History
Lindenwood leads 1-0

2012 - Lindenwood 38, Truman State 13

GAME PREVIEW

The Lindenwood football team (2-3, 2-0 GLVC) will look to take down No. 24 Truman State (5-0, 2-0 GLVC) on Saturday at 1:00 p.m. for Homecoming at Hunter Stadium in St. Charles, Mo.

The Lions are 1-0 in the series history, after defeating the Bulldogs 38-13 in 2012. Andrew Helmick went off by catching 10 passes for 213 yards and two scores. Denodus O'Bryant scored twice after compiling 171 yards on the ground and 41 yard through the air. Pierre Desir tallied his ninth interception of the season in the road win, setting the program record for most in a single season.

Lindenwood is coming off a 45-37 shootout victory over McKendree last week, moving to 2-0 in GLVC play. Truman State picked up a 52-7 blowout win over Southwest Baptist last week, and finally cracked the top-25 polls earlier in the week.

In the current GLVC standings, only four teams remain undefeated in conference play. No. 10 UIndy (5-0, 2-0 GLVC) will take on Quincy this weekend, while Missouri S&T (4-1, 2-0 GLVC) will hit the road for a non-conference game against Texas Southern.

Cade Brister is coming off his best game as a Lion, although he played just three quarters. Brister was 22-for-28 and racked up 401 yards through the air. Along with his four passing touchdowns to four different receivers, Brister added 14 rushing yards.

Brister was named GLVC Offensive Player of the Week, while Drew Seers earned GLVC Defensive Player of the Week recognition. Seers tallied 17 tackles, made one stop in the backfield, and recovered a fumble. Seers had a quarterback hurry on the final defensive play of the game, forcing an incomplection on fourth down.

PLAYERS TO WATCH



Nash Sutherlin
5-9 | 185
Junior | RB



Drew Seers
6-1 | 227
Junior | LB



Grady Daniels
6-3 | 193
Junior | DB



Payton Rose
5-11 | 182
Sophomore | WR

LINDENWOOD LEADERS - 2019 SEASON



PASSING

Cade Brister (120-for-190, 1,419 yards, 15 TD)



RUSHING

Cade Brister (70 attempts, 193 yards, 2 TD)
Nash Sutherlin (33 attempts, 148 yards, 1 TD)
Dalton Grohler (36 attempts, 120 yards, 1 TD)



RECEIVING

Payton Rose (20 catches, 414 yards, 6 TD)
Erik Henneman (21 catches, 283 yards, 4 TD)
Najee Jackson (31 catches, 313 yards, 2 TD)



DEFENSE

Drew Seers (56 tackles, 27 solo, 29 assists, 2.5 TFL, 2 QBH)
Grady Daniels (42 tackles, 23 solo, 19 assists, 1 PBU)
Uchenna Egwuonwu (22 tackles, 2.0 sacks, 2 QBH)
Arsante Conners (21 tackles, 1.5 sacks, 2 QBH)

QUICK FACTS

LINDENWOOD

Mascot: Lions
Location: St. Charles, Mo.
Founded: 1827
Enrollment: 6,127
Colors: Black & Vegas Gold
Head Coach: Jed Stugart
Career Record: 101-41
Lindenwood Record: 10-17
Athletics Director: Brad Wachler

#24 TRUMAN STATE

Mascot: Bulldogs
Location: Kirksville, Mo.
Founded: 1867
Enrollment: 5,500
Colors: Purple & White
Head Coach: Gregg Nesbitt
Career Record: 54-49
Truman State Record: 54-49
Athletics Director: Jerry Wallmering

📺 Watch | www.glvcsn.com/lindenwood

📻 Listen | www.lindenwood.edu/891-the-wood/kclcl-hd1

📊 Stats | www.lindenwoodlions.com/sidearmstats/football/summary



JED STUGART | HEAD COACH | THIRD SEASON



Jed Stugart is in his third season as the Lindenwood football head coach in 2019. Stugart is in his 13th season, and has an all-time record of 101-41. In 2018, Stugart led the Lions to 4-7 season with all wins coming on the road. The offense averaged the most plays per game in a single season with 76.0 during the 2018 season. Lindenwood placed 12 players on the all-MIAA football teams, including two first-team honorees. The two first-team selections were the most for Lindenwood since the 2015 season. The Lions had a record-setting game against Missouri Southern in a 51-13 victory in the second game of the season. Lindenwood scored seven touchdowns which tied for second in program history in a single game.

After scoring 42 points in a week three loss, Stugart guided the Lions to their first win over Emporia State in program history with a 48-41 victory. Lindenwood capped off the year with a wild 21-point fourth-quarter comeback victory over Missouri Western. The Lions scored with less than two minutes left in the game on an 11-play 99-yard drive. Lindenwood recovered the ensuing onside kick, and drove down to score the game-winning touchdown with 36 seconds left in the game.

The 2018 season was highlighted by All-American tight end Erik Henneman. Henneman was named first-team All-American by the AFCA, D2CCA, and D2Football.com after hauling in nine touchdowns on 57 receptions for 639 yards. Joining Henneman on the first-team all-MIAA list was senior defensive lineman Jonathan Harris. Harris was named first-team all-MIAA for the second-straight season as he amassed 11.5 tackles for loss and had six sacks in his final season with the Lions. Stugart had 12 Lions earn all-MIAA honors. Following the 2019 NFL Draft, Harris signed a training camp invite deal with the Chicago Bears.

In his first season at Lindenwood, Stugart led the Lions to their best season in five years. Lindenwood won four games, including a road victory at Pittsburg State, one of the toughest places to play in the MIAA. The Lions were also much more competitive in their other games, and they improved their scoring margin by nearly eight points a game. Statistically, Lindenwood had both its top offensive and defensive numbers since the program's first year in the MIAA. The biggest change Stugart made, though, was improving the program's culture, and building the blocks for future success, including signing the largest recruiting class during Lindenwood's NCAA era in 2018.

Stugart coached 13 players that earned all-MIAA honors, the highest mark for the program since Lindenwood joined the MIAA. Among the honorees was Jonathan Harris earning first-team all-MIAA honors on the defensive line. Stugart was the head football coach at Sioux Falls from 2010-16, and turned the program into one of the top ones in NCAA Division II. In seven seasons, he had a record of 65-17, including a 32-5 mark over the last three years. In his first season in 2010, Stugart led the Cougars to a conference championship, and the team advanced to the NAIA National Championship game. The program began the transition to the NCAA Division II level after that. Sioux Falls won 20 games over the next three years, including a 9-2 mark in its first season as a member of the Northern Sun Intercollegiate Conference (NSIC) in 2012.

Over his final three seasons at the school, Stugart and Sioux Falls took the next step and became one of the top teams in the country. The Cougars went to the postseason all three years with a victory in the Mineral Water Bowl in 2014 and NCAA Tournament appearances in both 2015 and 2016. Sioux Falls won its first NSIC Championship this past season with a perfect 11-0 regular season mark, and it won its first NCAA Tournament game with a 34-21 first-round win over Azusa Pacific. Stugart was named the NSIC Coach of the Year and a NCAA Regional Coach of the Year after the Cougars finished the regular season in the top-five in the national rankings.

Stugart's offenses have ranked in the top-25 in the NCAA Division II in scoring and total offense the last three seasons, and they have ranked in the top-20 in scoring defense in two out of the last three years. In 2017, the Cougars ranked third in rushing offense (308.1), seventh in total offense (511.3), 21st in scoring offense (39.0), and 20th in scoring defense (19.6). During Sioux Falls' tenure in the NSIC, Stugart produced 73 all-NSIC performers and eight All-Americans. The Cougars had three Academic All-Americans, and 91 members on the Academic All-NSIC team. In 2010, he coached the NAIA Player of the Year, as well as 22 all-conference selections. He was the head coach at former Lindenwood rival MidAmerica Nazarene from 2006 to 2008. He had a record of 26-7 with MidAmerica Nazarene, along with two postseason appearances and the 2008 HAAC Championship. Stugart was once named the Region 3 Coach of the Year by the American Football Coaches Association.

Stugart has also been an assistant coach at two NCAA Division I programs. In 2009, he was the linebackers coach for UNLV. All three starting linebackers that season finished in the top-20 in the Mountain West Conference in tackles, and the team just missed a bowl bid. From 1999 to 2005, he was a coach at Northern Colorado. He started by coaching the defensive line and linebackers before being promoted to defensive coordinator in 2003. In his first year as coordinator, the Bears defense ranked 16th in the nation in total defense and 13th in scoring defense. Stugart produced three All-Americans at Northern Colorado and was a part of two conference championships and two postseason appearances.

Stugart earned a bachelor's degree from Azusa Pacific University in 1995 and a master's degree from Northern Colorado in 2003. He earned three letters as a linebacker from Azusa Pacific. Stugart and his wife, Angie, have a son, Gunner, and a daughter, Gracie.

COACHING CAREER

YEAR	SCHOOL	OVERALL RECORD	CONF. RECORD
2006	MidAmerica Nazarene	7-3	7-3
2007	MidAmerica Nazarene	9-3	8-2
2008	MidAmerica Nazarene	10-1	10-0
2010	Sioux Falls	13-1	10-0
2011	Sioux Falls	5-4	0-0
2012	Sioux Falls	9-2	9-2
2013	Sioux Falls	6-5	6-5
2014	Sioux Falls	11-1	11-1
2015	Sioux Falls	9-3	9-2
2016	Sioux Falls	12-1	11-0
2017	Lindenwood	4-7	4-7
2018	Lindenwood	4-7	4-7
2019	Lindenwood	2-3	2-0
Career	13th Year	101-41	91-29



**DUSTY HOVORKA | OFFENSIVE COORDINATOR | THIRD SEASON**

Dusty Hovorka is in his third season in 2019 as Lindenwood's offensive coordinator. This season, he will also coach the team's tight ends. In his second season, Hovorka helped the offensive production increase from a season ago, scoring 28.8 points per game. The Lindenwood offense ranked in the top-25 in the nation with an 85.7 percent success rate in the red zone. The Lions scored 41 points or more in three-straight games, including a 51-point effort against Missouri Southern. Junior tight end Erik Henneman broke the school record for touchdown receptions in a game with four.

Lindenwood earned its first win over Emporia State in a 48-41 victory in the fourth game of the season. The Lions put up 24 points against No. 10 Pittsburg State and 17 points against No. 11 Northwest Missouri, both above their season average in points allowed. Nash Sutherlin broke free against Pittsburg State for an 87-yard touchdown run, one yard shy of the school record. Lindenwood capped off the year with a wild 21-point fourth-quarter comeback victory over Missouri Western. The Lions scored with less than two minutes left in the game on an 11-play 99-yard drive. Lindenwood recovered the ensuing onside kick, and drove down to score the game-winning touchdown with 36 seconds left in the game.

Hovorka played a key part in the success of freshman quarterback Cade Brister who ranks near the top of multiple school records after just one season. Brister was responsible for 27 touchdowns, ranking right behind two of the greatest quarterbacks in program history (Philip Staback and Ben Kisner). Hovorka helped aid the production of first-team All-American tight end Erik Henneman. Along with Henneman, the Lindenwood offense tallied four other all-MIAA honorees, including second-team offensive lineman Lucas Beddow. Earning honorable-mention recognition were Brister, Sutherlin, and Cameron Sanders.

In his first season at Lindenwood, Hovorka had a new quarterback under center, and a new-look offensive line. Despite the changes, the Lions still improved their offense by nearly half a point a game, and gained 26.1 more yards per game. Lindenwood jumped one spot in the MIAA in scoring offense, and four spots in total offense. The program had its highest scoring offense and total offense since its 2012 campaign.

Hovorka helped three offensive players earned third-team all-MIAA honors in running back Calen Campbell, wide receiver Deantrell Prince, and offensive lineman Akil Williams. Three other offensive players also earned honorable mention accolades. Hovorka came to Lindenwood from the University of Sioux Falls, where he served from 2010-2016. From 2014-2016, he was Sioux Falls's offensive coordinator. While he was offensive coordinator, Hovorka's offense averaged 40.3 points and 489.5 total yards of offense a game. The Cougars averaged 239.3 yards on the ground and 250.1 yards through the air. In those three seasons, Sioux Falls went 32-5, appeared in the postseason all three years, won the 2016 NSIC Championship, and won its first NCAA Tournament game in 2016.

In 2016, Sioux Falls ranked third in the nation by rushing for over 300 yards a game. The Cougars were 17th in scoring offense and seventh in total offense. Three players earned first-team all-NSIC honors, including running back Max Mickey, a Harlon Hill candidate. Six other offense players earned second-team all-conference awards, and two were honorable mention picks. In 2015, Hovorka helped Sioux Falls to being ranked 16th in scoring offense and 19th in total offense. The offensive line led the nation that year by allowing just five sacks. Six players earned all-conference honors, including offensive lineman Antonio Green who was a first-team All-American. In his first year as an offensive coordinator, Hovorka led Sioux Falls to being ranked seventh nationally in scoring offense and 17th in total offense. The Cougars scored 58 offensive touchdowns, 11 more than the previous season. Hovorka coached the NSIC Offensive Player of the Year in quarterback Luke Papiilon, as well as four other all-conference performers.

From 2010-2013, Hovorka was in charge of the team's wide receivers. In his first season, he coached Jon Ryan to NAIA Player of the Year honors after Ryan had 24 touchdowns, 81 receptions, and 1,430 receiving yards. After Sioux Falls joined the NSIC, two players earned all-conference honors in that span. Hovorka was one of the top players in Sioux Falls history from 2003-2006. He set career records with 291 receptions, 4,801 receiving yards, and 55 receiving touchdowns. Hovorka was a three-time All-American, and the only wide receiver in school history to record 1,000 or more yards in all four of his seasons. He helped Sioux Falls win the 2006 NAIA National Championship. After his collegiate career, Hovorka played six seasons for the Sioux Falls Storm in the IFL. Hovorka is married to Kari Keating.

ERIC INAMA | DEFENSIVE COORDINATOR | THIRD SEASON

Eric Inama is in his third season on the Lindenwood football coaching in 2019. He was promoted to defensive coordinator prior to the 2019 season. In his second year, Inama helped Lindenwood allow the fewest yards since the 2013 season. The Lions allowed 385.3 yards per game, the best mark for the Lions in the last eight years. In week two, the Lions allowed just 33 passing yards against Missouri Southern which was the second-lowest mark in program history.

Inama saw great production from the safety position, as Darrius Williams and Grady Daniels were named to the all-conference team. Williams posted his second-straight 100-plus tackle season to earn third-team all-MIAA, ranking fifth in the season record books ranking behind Connor Harris. Daniels earned honorable-mention all-MIAA recognition after posting 103 tackles, and registered one of the two interceptions returned for a touchdown for the Lions.

Inama saw success as the special team's coordinator, as Cameron Sanders tallied 198 kickoff returns yards against Central Oklahoma to set a new school record. The Lions had two kickoff returns for a touchdown, one of which led to D'Harius Brown earning MIAA Special Teams Player of the Week. Sanders was named honorable-mention all-MIAA as a kick returner after setting the school record for kickoff returns (29) and kickoff return yards (616) in a single season.

In his first season at Lindenwood, Inama played a big role in Lindenwood's defense improving by over seven points and nearly 100 total yards a game. The Lions ranked third in the MIAA by allowing 207.7 passing yards a game, and were ranked third by allowing 6.0 yards per attempt. Lindenwood improved its passing defense by 104.4 yards a game. Lindenwood also had one of the top special teams in the MIAA under Inama. The Lions ranked in the top three in both punt returns and kickoff returns, the only conference school that could claim that. The Lions also ranked in the top half of the MIAA in net punting, field-goal kicking, and PAT kicking.

Inama coached five all-conference performers. On defense, Bakari Triggs was a second-team selection, Darrius Williams was a third-team pick, and Ace Rogers was honorable mention. On special teams, Kendell Sparks was second-team all-MIAA as a return, and punter Michael Crowder was named honorable mention all-conference. Inama came to Lindenwood from the University of Sioux Falls, where he served as the defensive backs/special teams coordinator from 2014-2016. In that three-year span, the Cougars went 32-5. Sioux Falls intercepted 66 passes and returned 12 of those interceptions for touchdowns. Sioux Falls was nationally-ranked and made the postseason in all three of those seasons. Last year, the program won the NSIC Championship and advanced to the second round of the NCAA Tournament.

Among the top players Inama coached were John Tidwell and Solomon St. Pierre. Tidwell was a three-time first-team all-NSIC pick, and St. Pierre won back-to-back first-team honors. St. Pierre also won numerous All-American honors, and Tidwell was an Academic All-American. Last season, three defensive backs earned first or second-team all-NSIC accolades. Inama also coached one of the top special teams units in the NSIC. In 2016, the Cougars ranked third nationally in kickoff returns and 27th in punt returns. Sioux Falls also ranked in the top-20 in kickoff returns in 2014, and in the top-20 in punt returns in 2014 and 2015.

Inama was also an assistant coach at Sioux Falls from 2007-2009. He helped the Cougars win back-to-back NAIA National Championships in 2008 and 2009, and finish second nationally in 2007. Sioux Falls also won conference titles all three of those seasons, and had the NAIA's No. 1 defense in 2008 and 2009. From 2010-2012, Inama was the defensive coordinator at Midland University. In his first season, he helped Midland have its most successful season in 16 years. The Warriors went 8-3 and finished the year ranked 22nd in the NAIA. That squad was ranked second in pass defense efficiency, sixth in scoring defense, and 11th in total defense. In 2011, Midland was 17th nationally in total defense and third in creating turnovers. Inama started his coaching career at Kings College as a defensive backs coach. In 2012, Inama was named an AFCA Assistant Coach of the Year finalist. That same year, he served as an assistant coach for the 2012 All-American Bowl. In 2010, he was named an honorary captain of the Schuylkill County Football Coaches Association.

Inama was a three-time letterwinner at Delaware Valley College. He was a part of a program that went 21-3 during a two-year run that included the 2003 ECAC Bowl Championship and 2004 Middle Atlantic Championship. The 2004 team reached the NCAA Division III Tournament Quarterfinals. Inama graduated from Delaware Valley College in 2005 with a degree in business administration. He also holds an MBA from Sioux Falls in 2010. Eric is married to his wife, Kaylene, and they have one son, Kade.


JON EASTMAN | QUARTERBACKS COACH | THIRD SEASON


Jon Eastman is in his third season as an assistant coach on the Lindenwood football team in 2019. He is serving as the team's quarterbacks coach. In his second season, Eastman helped the offensive production increase from a season ago, scoring 28.8 points per game. The Lindenwood offense ranked in the top-25 in the nation with an 85.7 percent success rate in the red zone. The Lions scored 41 points or more in three-straight games, including a 51-point effort against Missouri Southern. Lindenwood capped off the year with a wild 21-point fourth-quarter comeback victory over Missouri Western. The Lions scored with less than two minutes left in the game on an 11-play 99-yard drive. Lindenwood recovered the ensuing onside kick, and drove down to score the game-winning touchdown with 36 seconds left in the game.

Eastman played a key part in the success of first-year quarterback Cade Brister. Brister was named honorable-mention all-MIAA, as he ranked second in the MIAA and 34th in the nation in both passing yards (2,433) and touchdown passes (21). Brister threw a touchdown pass in every game in 2018, including five touchdown passes against Emporia State. The redshirt freshman also rushed for 549 yards and six touchdowns on the ground.

Brister ran 588 plays, the most in school history by more than 130 plays. Brister was responsible for 27 touchdowns, ranking right behind two of the greatest quarterbacks in program history (Philip Staback and Ben Kisner). The 2,982 total yards by Brister ranks fourth in school history, and was the most yards gained since the 2010 season. Brister averaged 20.6 completions per game and had just two percent of his passes intercepted, both second in the record books.

In his first season at Lindenwood, Eastman led the development of first-year quarterback Najee Jackson. In just one season, Lindenwood's passing offense jumped from last in the conference to seventh, and it improved from tenth to fifth in yards per attempt. The improved quarterback play helped Lindenwood average its most points since the 2012 season. Under Eastman's tutelage, Jackson was an honorable mention all-MIAA selection, and the team's Offensive Player of the Year. Eastman came to Lindenwood from the University of Sioux Falls, where he was an assistant coach from 2012 to 2016. He was the team's quarterbacks coach for three years, and also coached the offensive line (2013) and tight ends (2012).

While Eastman was the quarterbacks coach at Sioux Falls, the Cougars averaged 40.3 points, 250.1 passing yards, and 489.5 yards of total offense a game. Sioux Falls went 32-5 in that span, appeared in the postseason all three years, won the 2016 NSIC Championship, and won its first NCAA Tournament game in 2016. Sioux Falls finished in the top-20 in the nation in scoring offense all three seasons. Eastman played a big role in the development of quarterback Luke Papiilon who was the Sioux Falls quarterback from 2013-2016. Papiilon was an all-conference performer every year under Eastman, including being the 2014 NSIC Offensive Player of the Year, and was a two-time candidate for the Harlon Hill Award. In those three seasons, Papiilon threw for 8,286 yards and rushed for 2,645 more yards. He had 73 passing touchdowns and 60 rushing scores in that span.

Eastman finished his collegiate playing career at Sioux Falls in 2010. He led the Cougars to their third straight NAIA National Championship. Eastman was a first-team all-conference player, and an All-American selection. He threw for 3,465 yards and 45 touchdowns that season, and completed 65.1 percent of his passes. Sioux Falls averaged 41.2 points a game that year and went 13-1 on their way to the national title. Eastman started his college career at Snow College. In 2008, he helped the team advance to the National Junior College Athletic Association Championship game. Despite missing much of the season with an injury, he still threw for 804 yards and eight touchdowns. In 2007, Eastman appeared in seven games and threw for 1,647 yards and 15 touchdowns. Eastman played at Colorado State University in 2009. He appeared in six games and threw for 494 yards and two touchdowns. Eastman received his bachelor's degree in business administration and public accounting from Sioux Falls in 2011. Jon is married to his wife, Jaygan.

JOSH BRESKE | OFFENSIVE LINE COACH | THIRD SEASON


Josh Breske is in his third season on the Lindenwood football coaching staff in 2019. He is the team's offensive line coach, and also serves as the team's recruiting coordinator. In 2018, the Lindenwood offense rushed for 160.6 yards and threw for 229.0 yards per game. Breske helped mold an offensive line that aided the production of 602 yards of offense against Emporia State. The Lions pounded the ball on the ground and rushed for 294 yards against the Hornets, earning their first win over Emporia State in program history.

Breske played a key role in the success of second-team all-MIAA lineman, Lucas Beddow. In his senior season, Beddow played multiple positions on the line. Beddow protected honorable-mention all-MIAA quarterback Cade Brister, and helped spring free the second-longest rush in school history which went for 87 yards. The Lindenwood offense ranked in the top-25 in the nation with an 85.7 percent success rate in the red zone. In his first season at Lindenwood, he oversaw a new look offensive line that helped the team have its highest scoring offense since the 2012 season. The offensive line helped the Lions rushing game average 4.4 yards per carry, the seventh-best mark in the MIAA and an improvement of nearly 16 percent over the previous season. Lindenwood also cut its number of sacks allowed by 33 percent over the 2016 season.

Breske helped three offensive linemen earn all-MIAA honors. Akil Williams was a third-team selection, and Evan Pumphrey and Lucas Beddow each earned honorable mention accolades. Breske has also overseen the last two recruiting classes for the program, which has helped reshape the program. In 2018, Lindenwood had its largest incoming class since its move to the NCAA level. Breske came to Lindenwood after three seasons at the University of Sioux Falls. In 2016, he was the program's offensive line coach, after being the tight ends coach for his first two seasons.

In his three seasons at Sioux Falls, Breske has helped the Cougars go 32-5. The team advanced to the postseason all three years, including NCAA Tournament appearances in 2015 and 2016. The 2016 team won the NSIC Championship, and also captured the program's first NCAA Tournament victory. From 2014-2016, Sioux Falls averaged 40.3 points and 489.5 yards of total offense a game. In his first year as the offensive line coach, Sioux Falls ranked third in NCAA Division II with 308.1 rushing yards a game, and it ranked eight by allowing just 0.85 sacks a contest. The offensive line production helped the Cougars rank 17th in the nation in scoring offense and seventh in total offense. Five Sioux Falls offensive linemen were all-conference selections in 2016, including two on the first-team and two on the second-team. Antonio Green was a finalist for the Gene Upshaw Award as NCAA Division II's top lineman.

In 2015, Breske helped tight end Nicholas Stanke earned all-NSIC second-team honors. Stanke caught 25 passes that year for 221 yards and two touchdowns. Breske got his coaching career started as a graduate assistant coach at Robert Morris University (Ill.) where he was the offensive line coach, and also assisted with strength and conditioning. From 2012-2013, Breske coached at Chadron State where he was the offensive line coach. He helped offensive tackle Garret Gilkey get drafted in the seventh round by the Cleveland Browns. Prior to coaching, Breske was a four-year starter at Black Hills State University. He played in all 46 games during the 2006-2009 seasons. He earned two NAIA All-American honors and was a third-team first-team all-conference pick. He was a two-year captain and helped lead the Yellow Jackets to consecutive conference titles. Breske also played indoor football for one season with the Wyoming Cavalry. Breske holds a master's of business administration degree from Chadron State, and earned his bachelor's degree from Black Hills State. Josh, and his wife Alana, have a daughter, Lola, and a son, Bo.

TORE' HURST | RECEIVERS COACH | THIRD SEASON


Tore' Hurst is in his third season in 2019 on the Lindenwood coaching staff. He is currently the team's wide receivers coach, after being the Offensive Quality Control coach in 2017. In his second season, Hurst helped the offensive production increase from a season ago, scoring 28.8 points per game. The Lindenwood offense ranked in the top-25 in the nation with an 85.7 percent success rate in the red zone. The Lions scored 41 points or more in three-straight games, including a 51-point effort against Missouri Southern.

The Lindenwood receiving core hauled in 235 passes for a total of 2,519 yards and 17 touchdowns. Hurst helped the production of tight end Erik Henneman who was named first-team All-American. Henneman broke the school record for touchdown receptions in a game with four against Missouri Southern. In his first season at Lindenwood, the team's offense improved by nearly half a point a game, and gained 26.1 more yards per game. Lindenwood jumped one spot in the MIAA in scoring offense, and four spots in total offense. The program had its highest scoring offense and total offense since its 2012 campaign. Five offensive players earned all-MIAA honors, including three third-team selections.

Hurst coached tight ends at Washburn University as a graduate assistant in 2014. Hurst played at Washburn from 2010-13 as a tight end for the Ichabods. Tore' started every game for three-straight seasons and was named to the Daktronics Super Region No.3 second-team in his final year of competition. In his senior season, Hurst led the Ichabods in receiving this season with 40 catches, 575 yards and seven touchdowns. Hurst was a second team all-MIAA pick as a junior and an honorable mention selection as a sophomore.

For his career he recorded 1,868 receiving yards on 131 catches with 24 touchdowns. Entering the 2017 season, Hurst ranks fifth in career touchdown catches at Washburn. Hurst stands sixth in career receptions and ninth in career receiving yards. Hurst graduated from Washburn in 2016 with a sports management degree. Hurst is from St. Louis, Mo. where he competed at McClure North High School.

**BRANDON ANDERSEN | LINEBACKERS COACH | THIRD SEASON**

Brandon Andersen is in his third season on the Lindenwood football coaching staff in 2019. He is the team's linebackers coach. In his second year, Andersen coached a strong core of linebackers, as Lindenwood allow the fewest yards since the 2013 season. The Lions allowed 385.3 yards per game, the best mark for the Lions in the last eight years. In week two, the Lions allowed just 33 passing yards against Missouri Southern which was the second-lowest mark in program history. Andersen played a strong role in the success of Drew Seers and CJ Bivens. Seers was named third-team all-MIAA, while Bivens was named honorable-mention all-MIAA.

Andersen saw a spike in production from Seers, as he tallied 12.5 tackles for loss and compiled 96 tackles in 2018. Seers had one of two interceptions returned for a touchdown for the Lions. Bivens ranked fourth on the team with 69 tackles, including 11 tackles in the opening week. Bivens had a key interception against Missouri Western, while Seers made a game-saving tackle in the comeback victory in the final game of the season.

In his first season at Lindenwood, Andersen oversaw a linebackers unit that returned no starters from the previous season. His linebackers played a key role in the team's defense allowing 27.2 points a game, 7.2 points fewer than the previous year. It was the first time since the 2012 season that Lindenwood allowed fewer than 30 points a game for the season. Lindenwood's linebackers helped the Lions improve across the board statistically, including allowing over 100 fewer yards per game.

Andersen helped true freshman Drew Seers be named the team's Newcomer of the Year. Seers, CJ Bivens, and Nate Blanchard all ranked among the team's top-five tackles for the season. Andersen came to Lindenwood from the University of Sioux Falls, where he served as the linebackers coach from 2012-2016. He was also the recruiting coordinator for his final three seasons in Sioux Falls. Andersen played a big role in Sioux Falls' defensive success, especially over the last three seasons. In that span, the Cougars went 32-5 and advanced to three postseason appearances. The 2016 squad, which was ranked in the top-five nationally, won the NSIC Championship and advanced to the second round of the NCAA Tournament.

In 2016, Andersen helped one linebacker earn first-team all-NSIC, one earn second-team all-NSIC, and one earn honorable mention all-conference honors. In all he has coached seven all-conference performers. Andersen was a four-year linebacker at Sioux Falls from 2008-2011. He was a two-year starter, and tallied 87 tackles, 21 tackles for loss, and four sacks throughout his career. From 2008-2010, Andersen helped Sioux Falls to 34-1, advance to three NAIA National Championship games, and win two NAIA National Championships. Andersen received his bachelor's degree in business administration from Sioux Falls in 2011.

JARRETT GRABBE | DEFENSIVE LINE COACH | THIRD SEASON

Jarrett Grabbe is in his third season on the Lindenwood football coaching staff in 2019. He is the team's defensive line coach. In his second year, Grabbe helped Lindenwood to the fewest yards allowed since the 2013 season. The Lions allowed 385.3 yards per game, the best mark for the Lions in the last eight years. In week two, the Lions allowed just 33 passing yards against Missouri Southern which was the second-lowest mark in program history.

Grabbe helped transition two-time first-team all-MIAA defensive lineman Jonathan Harris move from end to tackle. Harris amassed 11.5 tackles for loss and had six sacks in his final season with the Lions. Harris lived in the opposing backfields, as he registered a tackle for loss stat in eight games and a sack in seven different games. Following the 2019 NFL Draft, Harris signed a training camp invite deal with the Chicago Bears. Grabbe saw Uchenna Ekwonwu earn third-team all-MIAA recognition and Antonio Davis be named honorable-mention all-MIAA. Ekwonwu made his presence known in his first year with the Lions as he ranked in the top-20 in the MIAA for tackles for loss (8.0) and sacks (3.5). Davis was part of the defensive line that applied pressure each week as he tallied 35 tackles including 13 solo stops.

In his first year at Lindenwood, Grabbe coached the team's top player. Jonathan Harris earned first-team all-MIAA honors for the first time in his career after recording 11.0 tackles for loss and 6.0 sacks. Another lineman, Antonio Davis, also earned honorable mention all-conference accolades. The defensive line played a key role in Lindenwood having its top scoring defense since 2012. The Lions improved their scoring defense by over seven points over the previous season, and also gave up nearly 100 fewer yards per game. Grabbe came to Lindenwood from the University of Sioux Falls, where he served as the defensive line coach in 2015 and 2016.

In 2015, he helped the Sioux Falls defense allow just 18.6 points a game. The defensive line allowed just 3.2 yards per rush, and averaged three sacks a game. Grabbe coached two second-team all-conference performers and one honorable mention pick. The next season, he was a part of a defensive unit that allowed 19.6 points a game. Sioux Falls ranked 16th in the nation with 3.2 sacks a game. He helped coach one first-team all-NSIC performer, two second-team selections, and one honorable mention pick. Grabbe was a four-year letterwinner for the Cougars from 2011-2014. He recorded 83 tackles, 11.5 tackles for loss, 4.5 sacks, nine pass breakups, one forced fumble, and three fumble recoveries in his career. Grabbe was an honorable mention all-NSIC pick in 2014, and helped the Cougars win the Mineral Water Bowl that season.

BRYAN BALDWIN | DEFENSIVE BACKS COACH | FOURTH SEASON

Bryan Baldwin is in his fourth season on the Lindenwood football coaching staff in 2019. After serving as the cornerback coach in 2016, he moved to the other side of the ball as the running backs coach in 2017 and 2018, before taking over the defensive backs at the start of the 2019 season. In 2018, Baldwin coached a trio of running backs that averaged 5.61 yards per carry. The running backs ran for 1,250 yards and 11 touchdowns on 223 carries. Lindenwood rushed for 1,767 yards on the year, the most since the 2010 season.

The Lions had three games with 200 yards or more, including popping off for 294 yards on the ground against Emporia State. Nash Sutherlin tallied 166 yards rushing against the Hornets, scoring once. Cameron Sanders had a 106-yard performance against Northeastern State, and scored twice against Missouri Southern. Baldwin helped create versatility in the backfield, as the trio averaged 7.9 yards per catch on 47 receptions. Sutherlin broke free against Pittsburg State for an 87-yard run that ranked second in program history. Sutherlin scored the game-winning touchdown against Missouri Western with just 36 seconds left in the final game of the season.

In 2017, Baldwin helped the team's running backs average 4.4 yards per carry, an improvement over nearly 16 percent over the previous year. The running backs also scored four more rushing touchdowns on the year, and they played a bigger role in the passing game by having over twice as many receptions than 2016. The improved running backs play helped Lindenwood have its top scoring offense since the 2012 season. Baldwin coach Calen Campbell and helped the senior earn third-team all-MIAA honors. As the cornerbacks coach in 2016, Baldwin helped in the development of Bakari Triggs who was a third-team all-MIAA pick. Lindenwood's cornerbacks accounted for nine interceptions and 21 pass breakups on the season.

Baldwin coached at the prep level in the St. Louis area from 2008-2015, including three years each at Normandy and Chaminade, and one year at Fort Zumwalt West. He was the defensive coordinator and assistant head coach at both Normandy and Chaminade, and coached the defensive backs at those schools. He coached the safeties in 2015 at Fort Zumwalt West. In his seven years as a high school coach, he won three conference championships. His players won numerous all-conference honors, including his entire starting defense earning first or second-team honors in 2014. Baldwin was a four-year player at Kansas State from 2003-2007. The defensive back had 67 tackles, four interceptions, and 11 pass breakups in his career. Baldwin graduated from Kansas State in 2008 with a bachelor's in arts. He and his wife, Nina, have one daughter, Selah.


GRANT WILLIAMS | OFFENSIVE LINE COACH | THIRD SEASON


Grant Williams is in his third season as a member of the Lindenwood football coaching staff in 2019. He is assisting with the offensive line. In 2018, the Lindenwood offense rushed for 160.6 yards and threw for 229.0 yards per game. Williams helped mold an offensive line that aided the production of 602 yards of offense against Emporia State. The Lions pounded the ball on the ground and rushed for 294 yards against the Hornets, earning their first win over Emporia State in program history. Williams helped Lucas Beddow earn second-team all-MIAA honors.

In his first season at Lindenwood, he assisted with an offensive line that helped the team have its highest scoring offense since the 2012 season. The offensive line helped the Lions rushing game average 4.4 yards per carry, the seventh-best mark in the MIAA and an improvement of nearly 16 percent over the previous season. Lindenwood also cut its number of sacks allowed by 33 percent over the 2016 season. Three offensive linemen earned all-MIAA honors.

Williams was an offensive lineman in the NFL for nine seasons. He appeared in 122 regular season games in his career, and started 49 contests. He appeared in the Super Bowl in 2002 when his Patriots defeated the Rams by a 20-17 margin. Williams started his NFL career in 1996 with Seattle, and he played four seasons for the Seahawks. He played in 40 games, and started 23 for Seattle. In 2000 and 2001, he was a member of the Patriots, appearing in 29 games and starting 12 contests. His final stop was in St. Louis as a member of the Rams from 2002-2004. He played in 37 games for the Rams and had 14 starts, including 11 in his final season. Williams is originally from Clinton, Miss., and played collegiate football at Louisiana Tech.

JOHN TIDWELL | DEFENSIVE BACKS COACH | FIRST SEASON


John Tidwell is entering his first season on the Lindenwood football staff in 2019. Tidwell will hold the title of defensive quality control, while working with the defensive backs.

Tidwell comes to Lindenwood after coaching the cornerbacks for the Frankfurt Universe during its 2018 German Football League Championship season. Tidwell concluded his playing career in 2016, after he signed a free agent deal with the Super Bowl champion Denver Broncos.

During his collegiate career, Tidwell made his mark on the field and in the classroom for the University of Sioux Falls. Tidwell earned second-team All-American honors in 2015, and was a three-time captain for the Cougars. Tidwell was a three-time first-team all-NSIC defensive player, while earning the 2014 Mineral Water Bowl MVP.

Tidwell was a first-team Capital One Academic All-American in 2015, and earned second-team all-district honors in 2014. The 2015 Fellowship of Christian Athletes Award recipient helped the Cougars to a 35-11 record over his career, with an NCAA Division II Playoff berth in 2015. Tidwell amassed 213 tackles, and 12 interceptions on 50 passes defended in his career. In the return game, Tidwell scored three times on 36 punt returns for 649 yards. Tidwell tallied 474 yards on 20 kickoff returns.

Tidwell earned his bachelor's degree in public accounting and business from Sioux Falls.

JEFF BLOOM | TIGHT ENDS COACH | FIRST SEASON


Jeff Bloom enters his first season with the Lindenwood football staff in 2019. Bloom will coach the tight ends and serve as the offensive analyst.

Bloom comes to Lindenwood after spending the 2017 and 2018 seasons on the McKendree University staff. Bloom was the assistant defensive ends coach, helping Tobias Cook earn all-conference recognition. In 2018, Bloom continued his role as the defensive analyst, while serving as the assistant linebackers coach.

Prior to the collegiate level, Bloom spent six seasons at Peoria High School in Illinois. Bloom helped rebuild a program that did not have a winning season in the 18 years prior to his arrival. Bloom coached the outside linebackers, tight ends, and fullbacks.

Peoria set multiple records in 2016 en route to a 5A State Championship. Bloom coached one All-American, one area player of the year, two all-area performers, and nine all-conference players.

Bloom earned his business degree from Illinois Wesleyan, before earning a masters in architecture from Washington University in St. Louis.

J.C. HULL | ATHLETIC PERFORMANCE | FIRST SEASON


J.C. Hull is entering his first year with Lindenwood in the 2019-20 school year. Hull comes to Lindenwood University after serving that past two years as an Assistant Strength Coach for the University of Connecticut. During his time at the University of Connecticut, he assisted in all aspects of strength and conditioning training sessions for the football team, while overseeing the programming for the women's lacrosse team.

Before his time at the University of Connecticut, Hull spent the summer of 2017 working with the Carolina Panthers, aiding in the off-season voluntary program. Hull helped the team during the organized team activities and rookie mini camp. Prior to working with the Panthers, Hull was a graduate assistant for the Sports Performance department at Eastern Michigan University from 2015-2017 where he earned his masters of science in exercise physiology. During his time at Eastern Michigan, he worked with the football team and was a part of the first bowl berth in over 20 years. Hull programmed and supervised training sessions for the women's soccer team, Women's Rowing team, Men's Golf team, and Cheer and Dance Squads.

Hull worked at both Eastern Michigan University and the University of Missouri as an intern. He received his bachelors in exercise science from Ottawa University, where he was a member of the football team and earned NAIA Scholar Athlete Award in 2010. Hull is a certified strength and conditioning specialist through the National Strength and Conditioning Association and also holds USA Weightlifting Coach certification.



2019 FOOTBALL PROSPECTUS

GENERAL INFORMATION

Name Lindenwood University
 Location St. Charles, Mo.
 Founded 1827
 Enrollment 6,127
 Nickname Lions
 School Colors Black and Gold
 Stadium Harlen C. Hunter Stadium
 Affiliation NCAA Division II
 Conference GLVC
 President John R. Porter
 Athletics Director Brad Wachler
 Faculty Representative David Arns
 Athletics Phone 636-949-4600
 Ticket Office Phone 636-949-4953
 Institution website www.lindenwood.edu
 Athletics website www.lindenwoodlions.com

ATHLETICS COMMUNICATIONS

Football Contact Blake Bunton
 Email bbunton@lindenwood.edu
 Office Phone 636-627-4330
 Cell Phone 314-607-7616

Secondary Football Contact Mike Barone
 Email mbarone@lindenwood.edu
 Office Phone 636-627-4330

PRIMARY MEDIA COVERAGE

Lindenwood Campus Media

Name Phone Number
 KCLC (Radio) 636-949-4891
 LUTV 636-949-4513

St. Charles/St. Louis Media

Name Phone Number
 St. Charles Journal 636-946-6111
 St. Louis Post-Dispatch 314-340-8888
 KTVI (Channel 2-Fox) 314-213-7831
 KMOV (Channel 4-CBS) 314-444-6333
 KDSK (Channel 5-NBC) 314-444-5125

COACHING STAFF

Head Coach Jed Stugart
 Alma Mater, Year Azusa Pacific (1995)
 Record at Lindenwood 10-17 (3rd Season)
 Career Record 101-41 (13th Season)
 Office Phone 636-949-4800
 Email jstugart@lindenwood.edu

Offensive Coordinator Dusty Hovorka
 Defensive Coordinator Eric Inama
 Quarterbacks Jon Eastman
 Offensive Line Josh Breske
 Linebackers Brandon Andersen
 Defensive Line Jarrett Grabbe
 Defensive Backs Bryan Baldwin
 Wide Receivers Tore' Hurst
 Assistant Offensive Line Grant Williams
 Defensive Quality Control John Tidwell
 Tight Ends Jeff Bloom
 Athletic Performance JC Hull

2019 SCHEDULE

Date	Opponent	Time/Result	Location
Sep. 7	at Eastern Washington	L, 31-59	Cheney, Wash.
Sep. 14	#16 Midwestern State (Texas)	L, 27-28	St. Charles, Mo.
Sep. 21	William Jewell*	W, 28-16	St. Charles, Mo.
Sep. 28	at Davenport (Mich.)	L, 24-35	Caledonia, Mich.
Oct. 5	at McKendree*	W, 45-37	Lebanon, Ill.
Oct. 12	#24 Truman State*	1:00 p.m.	St. Charles, Mo.
Oct. 19	Saginaw Valley State	1:00 p.m.	St. Charles, Mo.
Oct. 26	at Quincy*	1:00 p.m.	Quincy, Ill.
Nov. 2	#10 Ulndy*	1:00 p.m.	St. Charles, Mo.
Nov. 9	Missouri S&T*	1:00 p.m.	St. Charles, Mo.
Nov. 16	at Southwest Baptist*	1:00 p.m.	Bolivar, Mo.

* - GLVC Game | All times are local

2019 SEASON

Record 2-3
 GLVC Record 2-0
 Passing Leader Cade Brister (120-for-190, 1,419 yards, 15 TD)
 Rushing Leader Cade Brister (70 attempts, 193 yards, 2 TD)
 Receiving Leader Payton Rose (20 catches, 414 yards, 6 TD)
 Tackles Leader Drew Seers (56 tackles, 27 solo, 29 assists, 2.5 TFL, 2 QBH)
 Sack Leader Uchenna Egwuonwu (22 tackles, 2.0 sacks, 2.0 TFL, 2 QBH)
 Interception Leader Ricky McCoy (16 tackles, 1 INT, 2 PBU)
 Fumble Leader Koby Charles (10 tackles, 2 solo, 8 assists, 1 PBU, 1 FR)



NO.	NAME	POS	HT	WT	YR	HOMETOWN/HIGH SCHOOL
1	Jarrett Johnson	WR	6-1	186	Jr.	Festus, Mo./Festus
2	Darrius Williams	DB	6-2	200	Sr.	St. Charles, Mo./St. Charles
3	Nash Sutherlin	RB	5-9	185	Jr.	Columbia, Mo./Battle
4	Cade Brister	QB	6-0	200	So.	O'Fallon, Mo./Fort Zumwalt North
5	Drew Seers	LB	6-1	227	Jr.	St. Louis, Mo./Parkway West
6	Jordan Perry	DB	6-0	170	Jr.	St. Louis, Mo./University City
7	Ricky McCoy	DB	5-10	181	Sr.	St. Louis, Mo./Ritenour
8	Erik Henneman	TE	6-3	236	Sr.	Gretna, La./West Jefferson
9	Uchenna Ekwonwu	DL	6-2	265	Sr.	Union, N.J./Union
10	Alex Faddoul	QB	6-1	205	Jr.	Jefferson City, Mo./Helias
11	Mann McGruder	S	5-10	197	Fr.	St. Louis, Mo./Ritenour
12	Najee Jackson	WR	6-2	196	Sr.	Lincoln, Neb./Lincoln Southeast
13	Lloyd Lockett	DB	5-9	193	Jr.	Platte City, Mo./Platte County
14	Grady Daniels	DB	6-3	193	Jr.	Foristell, Mo./Timberland
15	Keith Beverly	DB	5-10	177	Sr.	Florissant, Mo./Parkway North
16	John Doria	QB	6-0	190	Fr.	Webster Groves, Mo./Webster Groves
17	Payton Rose	WR	5-11	182	So.	Cumberland, Wis./Cumberland
18	Spencer Redd	WR	5-9	177	Fr.	Springfield, Ill./Sacred Heart-Griffin
19	Glen Gibbons	WR	5-9	167	Jr.	Mascoutah, Ill./Mascoutah
20	CJ McClure	LB	6-0	205	Jr.	Oakland, Calif./Pittsburg
21	Christian Rabay	S	5-11	189	Sr.	Corona, Calif./Centennial
23	Neville Salmon	CB	6-1	185	So.	Jamaica/Middleton
24	Wesley Hines	CB	6-1	190	Fr.	Lake Saint Louis, Mo./Liberty
26	Jaye Conklin	DB	6-0	185	Fr.	Lincoln, Neb./Lincoln Southwest
28	Jaden Kohls	RB	5-11	178	Fr.	Omaha, Neb./Westside
29	Anthony Holmes	LB	6-0	230	Jr.	Aurora, Colo./Cherokee Trail
30	Andrew Martin	RB	5-8	176	Fr.	Holden, Mo./Holden
31	Koby Charles	S	5-11	202	So.	Casa Grande, Ariz./Casa Grande Union
32	Ethan Staskewicz	RB	5-11	212	So.	O'Fallon, Mo./Fort Zumwalt West
33	Dalton Grohler	RB	5-11	195	So.	Cerro Gordo, Ill./Cerro Gordo
34	Matthew Thibault	LB	6-0	234	Fr.	Highlands Ranch, Colo./Valor Christian
35	Houston Little	LB	5-10	207	Jr.	Red Oak, Texas/Bishop Dunne Catholic
36	Jadin Watson	DB	5-10	182	Fr.	Highlands Ranch, Colo./Valor Christian
37	Tanner Martin	K	5-9	160	Fr.	Decatur, Ill./Warrensburg-Latham
38	Trevor Jones	DB	5-8	195	Jr.	Olney, Ill./Richland County
39	Steven Delia	K	5-11	183	Jr.	Ballwin, Mo./Marquette
40	Andrew Winning	RB	5-9	195	Fr.	Highland, Ill./Highland
41	Alex Bolden	DL	6-1	233	Jr.	San Jose, Calif./Washington Union
42	Matt Terlizzi	LB	5-11	196	Sr.	La Puente, Calif./Bishop Amat
43	Andrew Rodriguez	LB	5-11	212	Jr.	Fontana, Calif./Summit
44	Drew Harlow	DE	6-1	277	Jr.	Park Hills, Mo./Park Hills Central
45	David Knox	DT	5-11	318	Sr.	St. Louis, Mo./Lutheran North
47	Brett Garner	K	5-10	200	Sr.	Springfield, Mo./Springfield Catholic
48	Alex Scharf	TE	6-3	249	So.	Decatur, Ill./Mount Zion
50	Thomas Gustafson	LB	6-1	225	Fr.	Plainfield, Ill./Plainfield Central
51	Connor Mazzotta	DL	6-0	260	So.	Murrieta, Calif./Murrieta Mesa
52	Asa Baker	DL	6-2	299	Fr.	Kimberling City, Mo./Reeds Spring
53	Tanner Sobotka	DE	6-4	238	Sr.	Wildwood, Mo./Eureka
54	Sterlin Williams	DL	6-3	245	So.	Zephyrhills, Fla./Zephyrhills
55	Antonio Davis	DT	6-2	286	Sr.	Columbus, Ohio/Beechcroft
57	Dominique Thornhill	LB	5-11	212	Jr.	St. Louis, Mo./Fort Zumwalt East
58	Chase Giorgi	LB	5-9	198	Fr.	St. Louis, Mo./Oakville
59	Clark Whitaker	LB	5-10	207	Fr.	Dallas, Texas/Hebron
60	Mitch Abeln	LS	6-0	251	Fr.	St. Louis, Mo./Kirkwood

NO.	NAME	POS	HT	WT	YR	HOMETOWN/HIGH SCHOOL
61	Evan Pumphrey	OL	6-1	274	Sr.	Imperial, Calif./Imperial
62	Reid Williams	LS	5-11	236	So.	St. Charles, Mo./St. Charles West
64	Caleb White	OL	6-2	326	Jr.	Arroyo Grande, Calif./Arroyo Grande
65	Hunter Motichek	OL	6-6	283	So.	Sulligent, Ala./Sulligent
66	Nickolas Davis	OL	6-1	310	Sr.	Fayetteville, Ga./Sandy Creek
70	Levi Parker	OL	6-4	269	Fr.	Plainfield, Ind./Plainfield
72	Logan Wright	OL	6-4	315	So.	Columbia, Mo./Rock Bridge
73	Jarett Payne	OL	6-4	316	Fr.	Owensville, Mo./Owensville
74	Franklin Green	OL	6-7	303	Sr.	St. Peters, Mo./Fort Zumwalt East
75	Justin Hedrick	OL	6-3	245	Fr.	St. Charles, Mo./Francis Howell Central
76	Justin Gonzalez	OL	6-1	284	Jr.	La Mirada, Calif./La Mirada
77	Blake Rogenhofer	OL	6-3	287	So.	Overland, Mo./Ritenour
78	Jaylen Flye-Sadler	OL	6-6	325	Sr.	Cape Girardeau, Mo./Cape Central
81	Josh White	WR	6-2	184	Fr.	O'Fallon, Mo./Fort Zumwalt West
82	Caleb Urwiller	WR	6-1	185	So.	Greeley, Colo./Dayspring Christian Academy
83	Ryan Norwine	WR	6-0	208	So.	O'Fallon, Mo./O'Fallon Christian
85	Spencer Wester	WR	6-5	210	So.	Springfield, Mo./Glendale
86	James Walker	WR	6-2	197	So.	Houston, Texas/Belleville East Township
87	Ben Anderson	TE	6-4	240	So.	Highlands Ranch, Colo./Valor Christian
88	Tyler Chandler	WR	6-1	205	Jr.	St. Louis, Mo./McCluer South Berkeley
89	Triston Wilkinson	WR	6-2	180	Fr.	Newburgh, Ind./Castle
90	Dwight Dantzer	DL	6-2	329	Jr.	Rancho Cucamonga, Calif./Rancho Cucamonga
91	Jared Stangler	P	6-0	230	Jr.	Suprise, Ariz./Willow Canyon
92	Arsante Conners	DE	6-1	257	Jr.	Ferguson, Mo./Oakville
93	Anthony Franks	DL	6-1	270	Jr.	Pittsburg, Calif./Pittsburg
94	Garrett Wiwi	DL	6-0	260	So.	Tampa, Fla./JW Mitchell
95	Derek Edwards	DL	6-2	227	Fr.	Mead, Colo./Mead
96	Barrett Foley	K	6-4	215	Jr.	Omaha, Neb./Creighton Prep
98	Triston Campbell	DL	6-3	220	So.	Park Hills, Mo./Park Hills Central
99	Tayvian Weary	DL	5-10	275	So.	St. Louis, Mo./Vianney
	Jackson Barnhart	LB	5-11	194	Fr.	Ballwin, Mo./Parkway West
	Joe Becker	OL	6-3	295	Fr.	Hillsboro, Mo./Hillsboro
	Tyler Blackard	OL	6-3	235	Fr.	Pontiac, Ill./Pontiac Township
	Frank Caldwell	DL	6-1	210	Fr.	Louisville, Ky./Butler Traditional
	Terryen Collins	DB	5-10	171	Fr.	Memphis, Tenn./Kirby
	Justin Conway	WR	6-3	186	Fr.	St. Louis, Mo./Ritenour
	Cameron Essick	WR	6-4	227	Fr.	Reeds Springs, Mo./Reeds Spring
	Jordan Gregg	DL	6-4	225	Fr.	Hillsboro, Ill./Hillsboro
	Seth Harris	LB	5-10	180	Fr.	St. Louis, Mo./De Smet Jesuit
	Ethan Kaiser	K	6-0	187	Fr.	St. Charles, Mo./Orchard Farms
	Jayden Littlejohn	DB	5-8	160	Fr.	St. Louis, Mo./Parkway Central
	Darion Mullins	DT	6-3	270	Fr.	St. Louis, Mo./SLUH
	Alex Djomo	DL	6-2	230	Fr.	Elgin, Ill./South Elgin
	Jacquavious Pryor	DT	6-1	332	Fr.	Horn Lake, Miss./St. George's Independent
	Jeremy Puckett	DL	6-3	160	Fr.	Plainfield, Ill./Nazareth Academy
	Travarius Ranson	LB	6-1	190	Fr.	Sikeston, Mo./Sikeston
	Caleb Small	LB	5-9	200	Fr.	Springfield, Ill./Springfield
	Alex Solak	OL	6-1	327	Fr.	Menasha, Wis./Menasha
	Ben Stater	OL	6-3	342	Fr.	Eureka, Mo./CBC
	Jacob Swihart	OL	6-3	309	Fr.	Ballwin, Mo./Parkway West
	Noah Tisdale	TE	6-1	266	Fr.	Athens, Ill./Athens Community
	Brian Todd	QB	6-1	153	Fr.	Denver, Colo./Rock Canyon
	Cole Woods	OL	6-2	250	Fr.	Newburgh, Ind./Castle

PRONUNCIATION GUIDE

#4 Cade Brister (Br - ister (like twister))
 #8 Erik Henneman (Hen - a - men)
 #9 Uchenna Ekwonwu (ooch - en - a. Egg - juan - woo)
 #10 Alex Faddoul (Fa - dule)
 #11 Mann McGruder (Mick - grao - der)
 #12 Najee Jackson (Nah - jay)
 #16 John Doria (Door - e - uh)
 #21 Christian Rabay (Ruh - bay)
 #23 Neville Salmon (Nev - ull)

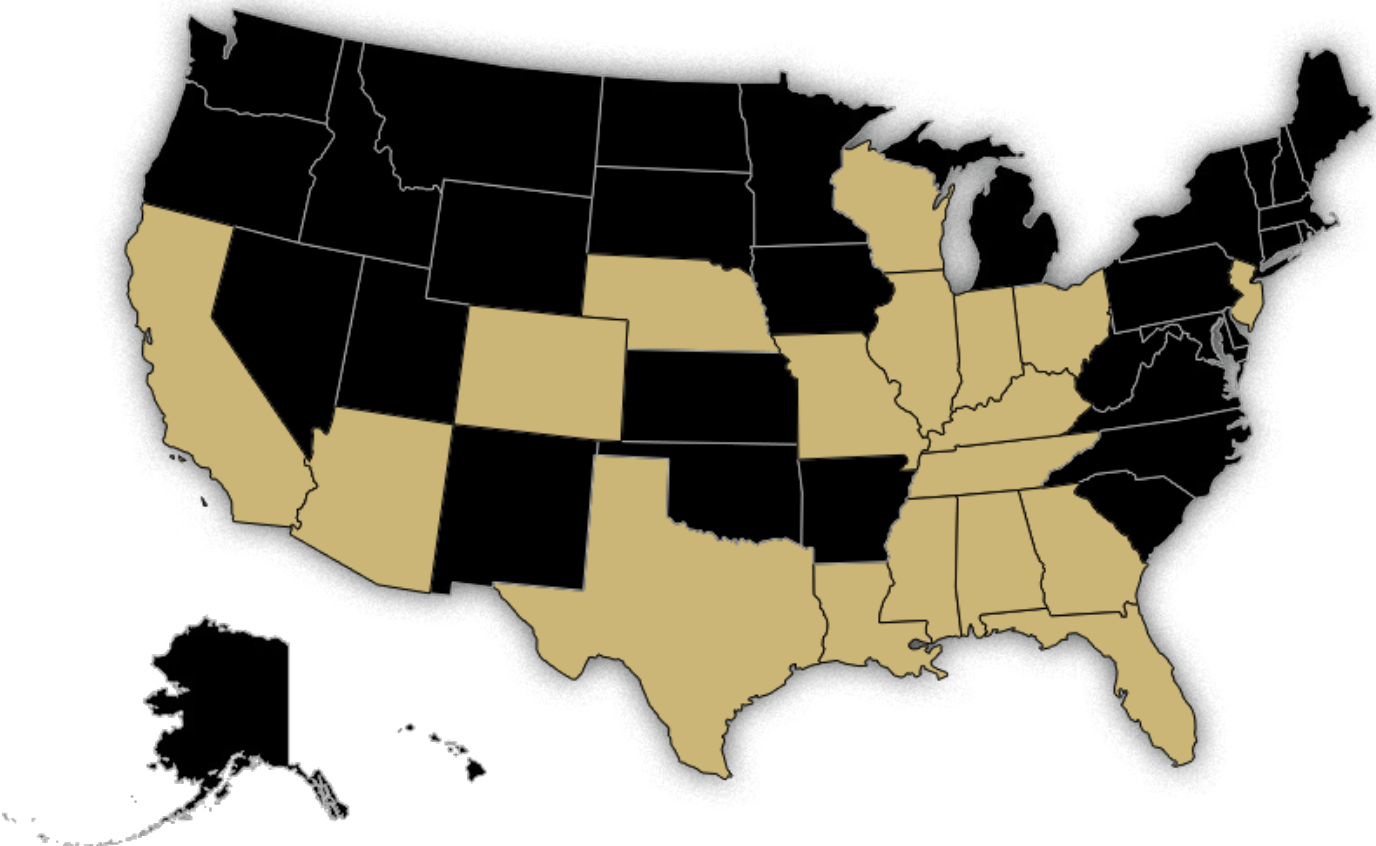
#28 Jaden Kohls (Coals)
 #32 Ethan Staskewicz (Stas - ka - wicz)
 #33 Dalton Grohler (Grow - lur)
 #34 Matthew Thibault (T - Ba)
 #39 Steven Delia (Duh - lee - uh)
 #42 Matt Terlizzi (Tur - liz - ee)
 #50 Thomas Gustafson (Gus - tuff - son)
 #51 Connor Mazzotta (Muh - zoe - tuh)
 #53 Tanner Sobotka (So - bot - kuh)

#58 Chase Giorgi (G - or - G)
 #60 Mitch Abeln (Ab - lin)
 #61 Evan Pumphrey (Pump - free)
 #65 Hunter Motichek (Mot - a - check)
 #77 Blake Rogenhofer (Row - ginn - ho - fer)
 #78 Jaylen Flye-Sadler (Fly - Sad - lur)
 #82 Caleb Urwiller (Ur - wheeler)
 #92 Arsante Conners (Are - sahn - tay)
 #99 Tayvian Weary (Tay - vee - on. Weer - E)

- Ethan Kaiser (Ky "like sky" - zer)
 - Alex Djomo (Dh - ja - moe)
 - Jacquavious Pryor (Jah - quay - vee - us)
 - Travarius Ranson (Tr - uh - vary - us)
 - Alex Solak (So - lack)
 - Ben Stater (State - ur)
 - Jacob Swihart (Sw - eye - hart)



LIONS BY STATE



Alabama - 1

Hunter Motichek

Arizona - 2

Koby Charles
Jared Stangler

California - 11

Alex Bolden
Dwight Dantzler
Anthony Franks
Justin Gonzalez
Connor Mazzotta
CJ McClure
Evan Pumphrey
Christian Rabay
Andrew Rodriguez
Matt Terlizzi
Caleb White

Colorado - 7

Ben Anderson
Derek Edwards
Anthony Holmes
Matthew Thibault
Brian Todd
Caleb Urwiller
Jadin Watson

Florida - 2

Sterlin Williams
Garrett Wiwi

Georgia - 1

Nickolas Davis

Illinois - 14

Tyler Blackard
Glen Gibbons
Jordan Gregg
Dalton Grohler
Thomas Gustafson
Trevor Jones
Tanner Martin
Alex Ojomo
Jeremy Puckett
Spencer Redd
Alex Scharf
Caleb Small
Noah Tisdale
Andrew Winning

Indiana - 3

Levi Parker
Triston Wilkinson
Cole Woods

Kentucky - 1

Frank Caldwell

Louisiana - 1

Erik Henneman

Mississippi - 1

Jacquavious Pryor

Missouri - 50

Mitch Abeln
Asa Baker
Jackson Barnhart
Joe Becker
Keith Beverly
Cade Brister
Triston Campbell
Tyler Chandler
Arsante Conners
Justin Conway
Grady Daniels
Steven Delia
John Doria
Cameron Essick
Alex Faddoul
Brett Garner
Chase Giorgi
Franklin Green
Drew Harlow
Seth Harris

Justin Hedrick
Wesley Hines
Jarrett Johnson
Ethan Kaiser
David Knox
Jayden Littlejohn
Lloyd Lockett
Andrew Martin
Ricky McCoy
Mann McGruder
Darion Mullins
Ryan Norwine
Jarett Payne
Jordan Perry
Travarius Ranson
Blake Rogenhofer
Jaylen Flye-Sadler
Drew Seers
Tanner Sobotka
Ethan Staskewicz
Ben Stater
Nash Sutherlin
Jacob Swihart
Dominique Thornhill
Tayvian Weary
Spencer Wester
Josh White
Darrius Williams
Reid Williams
Logan Wright

New Jersey - 1

Uchenna Egwuonwu

Nebraska - 4

Jayce Conklin
Barrett Foley
Najee Jackson
Jaden Kohls

Ohio - 1

Antonio Davis

Tennessee - 1

Terryen Collins

Texas - 3

Houston Little
James Walker
Clark Whitaker

Wisconsin - 2

Payton Rose
Alex Solak

International

Jamaica - 1

Neville Salmon




Mitch Abeln
FR - LS



Ben Anderson
SO - TE



Asa Baker
FR - OL




Jackson Barnhart
FR - LB



Joe Becker
FR - OL



Keith Beverly
SR - DB



Tyler Blackard
FR - OL




Alex Bolden
JR - DL



Cade Brister
SO - QB



Frank Caldwell
FR - DL



Triston Campbell
SO - DL




Tyler Chandler
JR - WR



Koby Charles
SO - S



Terryen Collins
FR - DB



Jayce Conklin
FR - DB



Arsante Conners
JR - DE



Justin Conway
FR - WR



Grady Daniels
JR - DB




Dwight Dantzler
JR - DL



Antonio Davis
SR - DT



Nickolas Davis
SR - OL



Steven Delia
JR - K



John Doria
FR - DB



Derek Edwards
FR - DL



Uchenna Egwuonwu
SR - DL



Cameron Essick
FR - WR



Alex Faddoul
JR - QB




Jaylen Flye-Sadler
SR - OL



Barrett Foley
JR - K



Anthony Franks
JR - DL



Brett Garner
SR - K



Glen Gibbons
JR - WR



Chase Giorgi
FR - LB



Justin Gonzalez
JR - OL



Franklin Green
SR - OL



Jordan Gregg
FR - DL



Dalton Grohler
SO - RB



Thomas Gustafson
FR - LB



Drew Harlow
JR - DE



Seth Harris
FR - LB



Justin Hedrick
FR - OL




Erik Henneman
SR - TE



Wesley Hines
FR - CB



Anthony Holmes
JR - LB



Najee Jackson
SR - WR



Jarrett Johnson
JR - WR



Trevor Jones
JR - DB




Ethan Kaiser
FR - K



David Knox
SR - DT



Jaden Kohls
FR - RB



Houston Little
JR - LB




Jayden Littlejohn
FR - DB



Lloyd Lockett
JR - DB



Andrew Martin
FR - RB



Tanner Martin
FR - K



Connor Mazzotta
SO - OL



CJ McClure
JR - LB



Ricky McCoy
SR - DB



Mann McGruder
FR - S



Hunter Matichek
SO - OL



Darion Mullins
FR - DT



Ryan Norwine
SO - WR




Alex Ojomo
FR - DL



Levi Parker
FR - OL



Jarett Payne
FR - OL



Jordan Perry
JR - DB




Jacquavius Pryor
FR - DT



Jeremy Puckett
FR - OL



Evan Pumphrey
SR - OL



Christian Rabay
SR - S



Travarius Ranson
FR - LB



Spencer Redd
FR - WR



Andrew Rodriguez
JR - LB



Blake Rogenhofer
SO - OL



Payton Rose
SO - WR



Neville Salmon
SO - CB



Alex Scharf
SO - TE



Drew Seers
JR - LB



Caleb Small
FR - LB



Tanner Sobotka
SR - DE



Alex Solak
FR - OL



Jared Stangler
JR - P




Ethan Staskewicz
SO - RB



Ben Stater
FR - OL



Nash Sutherlin
JR - RB



Jacob Swihart
FR - OL



Matt Terlizzi
SR - LB




Matthew Thibault
FR - LB




Dominique Thornhill
JR - LB



Noah Tisdale
FR - TE




Brian Todd
FR - QB



Caleb Urwiller
SO - WR



James Walker
SO - WR



Jadin Watson
FR - DB



Tayvian Weary
SO - OL



Spencer Wester
SO - WR



Clark Whitaker
FR - LB



Caleb White
JR - DL




Josh White
FR - WR



Triston Wilkinson
FR - WR



Darrius Williams
SR - DB



Reid Williams
SO - LS



Sterlin Williams
SO - DL




Andrew Winning
FR - RB



Garrett Wiwi
SO - DL



Cole Woods
FR - DL



Logan Wright
SO - DL





HARLEN C. HUNTER STADIUM

Hunter Stadium is one of the busiest places on campus throughout the year. It is the home for Lindenwood football, men’s and women’s soccer, field hockey, and men’s and women’s lacrosse. The stadium was built in 1976 by the St. Louis football Cardinals as a place to hold their training camp. In 1988, the stadium was renovated and a new artificial turf was installed. Eleven years later in 1999, Hunter Stadium debuted a new turf called Astro Play. After the 2004 season, Hunter Stadium would undergo its biggest renovation. The stadium was to be completely renovated, including end zone seating, a brand new two-story press box with luxury boxes, and a new concession area.

In 2009, the playing surface at the facility was replaced with Enviroturf. The next renovation was more of an addition. The Student-Athlete Center, an academic success center including coaches’ offices, and new locker rooms, was built in 2012. The three-story building was added behind the south end zone. In 2018 a new Ram Turf surface was placed on the field.

The stadium hosted NAIA football playoff games in 2004, 2008, 2009, and 2010 and the NAIA Women’s Soccer National Championships in 2001 and 2002. In 2009, 2010, and 2015, the St. Louis Rams held training camp scrimmages at Hunter Stadium. Each of the three games drew over 5,000 specators. During the NFL lockout in 2011, several St. Louis Rams players chose Lindenwood for offseason training. The stadium is named after Dr. Harlen C. Hunter, who founded the St. Louis Orthopedic Sports Medicine Clinic in Chesterfield in 1979, the first clinic of its kind in the St. Louis area. Hunter’s contributions were the key to the upgrades of the playing surface in 1988.

STADIUM FACTS

Capacity	6,000
Surface	Ram Turf
Location	St. Charles, Mo.
First Game	1990
First Opponent	Dana (Neb.)
Score	Lindenwood 21-14
All-Time Home Record	91-72



YEAR-BY-YEAR HOME RECORDS

YEAR	RECORD
1990	5-2
1991	2-3
1992	1-4
1993	2-4
1994	2-2
1995	4-3
1996	3-2
1997	4-1
1998	3-1
1999	3-2
2000	1-6
2001	3-2
2002	1-4
2003	3-3
2004	5-1
2005	4-1
2006	4-2
2007	5-0
2008	6-0
2009	7-0
2010	5-1
2011	5-1
2012	4-2
2013	2-3
2014	0-5
2015	2-4
2016	2-3
2017	2-4
2018	0-5
2019	1-1



AFCA COACHES POLL

RANK	SCHOOL (1ST PLACE VOTES)	2019 RECORD	POINTS	PREVIOUS RANK
1	Valdosta State (30)	5-0	797	1
2	Ferris State (1)	5-0	761	2
3	Minnesota State	5-0	733	3
4	Tarleton State (1)	5-0	708	4
T-5	Notre Dame	5-0	633	5
T-5	Quachita Baptist	5-0	633	6
7	Northwest Missouri State	5-0	610	7
8	Lenoir-Rhyne	5-0	587	8
9	Slippery Rock	5-0	524	10
10	Indianapolis -*#	5-0	523	11
11	Colorado School of Mines	5-0	486	13
12	West Chester	5-0	411	14
13	Pittsburg State	5-0	406	15
14	Wingate	5-0	362	16
15	Central Missouri	5-0	352	17
16	Indiana	5-0	288	19
17	CSU-Pueblo	4-1	262	18
18	Bowie State	5-0	236	20
19	Grand Valley State	4-1	211	9
20	Texas A&M-Commerce	3-1	174	21
21	Kutztown	5-0	161	24
22	Harding	4-1	158	22
23	Minnesota Duluth	4-1	127	12
24	Truman State -*#	5-0	101	NR
25	West Florida	4-1	53	NR

* - GLVC School | # - 2019 Opponent

Dropped Out: Angelo State (23), West Alabama (25)

Others Receiving Votes: Angelo State, 44; Virginia Union, 19; East Stroudsburg, 13; West Texas A&M, 8; Carson-Newman, 7; Ashland, 5; Eastern New Mexico, 2; Henderson State, 2; Dixie State, 1; Missouri S&T, 1; Saginaw Valley State, 1

AS OF 10/6/19

D2FOOTBALL.COM POLL

RANK	SCHOOL	2019 RECORD	PREVIOUS RANK
1	Valdosta State	3-0	1
2	Ferris State	3-0	2
3	Minnesota State	3-0	3
4	Quachita Baptist	3-0	4
5	Tarleton State	3-0	5
6	Northwest Missouri State	3-0	6
7	Minnesota Duluth	3-0	8
8	Grand Valley State	3-0	9
9	Notre Dame	3-0	10
10	Indianapolis -*#	3-0	11
11	Texas A&M-Commerce	3-0	12
12	Lenoir-Rhyne	3-0	14
13	Colorado School of Mines	3-0	15
14	Midwestern State -#	3-0	16
15	Slippery Rock	3-0	17
16	CSU-Pueblo	2-1	7
17	West Chester	3-0	18
18	Wingate	3-0	19
19	Central Missouri	3-0	20
20	Harding	2-1	21
21	Pittsburg State	3-0	22
22	West Georgia	2-1	13
23	Indiana	3-0	25
24	Bowie State	3-0	NR
25	Saginaw Valley State -#	3-0	NR

* - GLVC School | # - 2019 Opponent

AS OF 9/23/19

GREAT LAKES VALLEY CONFERENCE STANDINGS

RANK	SCHOOL	CONF	CPCT.	OVERALL	PCT.	STREAK
	INDIANAPOLIS	3-0	1.000	5-0	1.000	W5
	TRUMAN STATE	2-0	1.000	5-0	1.000	W5
	MISSOURI S&T	2-0	1.000	4-1	0.800	W4
	LINDENWOOD	2-0	1.000	2-3	0.400	W1
	QUINCY	0-2	0.000	2-3	0.400	L3
	SOUTHWEST BAPTIST	0-2	0.000	2-3	0.400	L2
	MCKENDREE	0-2	0.000	1-4	0.200	L1
	WILLIAM JEWELL	0-3	0.000	1-4	0.200	L4

AS OF 10/6/19



2019 DEPTH CHART

TRUMAN STATE OFFENSE					
POS	NO	NAME	YR	HT	WT
QB	15	Jaden Barr	Sr.	5-11	197
	10	Dan Zeigler	Jr.	6-3	213
RB	2	Jordan Salima	Sr.	5-10	215
	21	Cody Schrader	Fr.	5-9	218
WR	11	Dante Ruffin	Jr.	5-11	191
	14	Monty Sharpe II	Sr.	5-8	168
WR	80	Spencer Newell	So.	5-9	179
	88	Drew Hill	Fr.	5-8	186
WR	85	Zach Zerwig	Fr.	6-1	188
	14	Monty Sharpe II	Sr.	5-8	168
TE	83	Jake Ellis	Jr.	6-7	250
	81	Camden Sprouse	So.	6-3	269
LT	74	Jacob VanDoren	Jr.	6-3	259
	67	Caleb James	Jr.	6-2	270
LG	77	Corey Price	Jr.	6-0	249
	69	Brandon Jones	Sr.	6-1	225
C	59	Ryan Laule	Fr.	6-0	269
	68	Devin Prost	Jr.	6-3	288
RG	71	Jacob Lewis	Sr.	6-0	287
	63	Jack Borisenko	Fr.	6-3	325
RT	76	Dane Eggert	Fr.	6-3	268
	56	Brayden Swope	Fr.	6-4	264
TRUMAN STATE SPECIAL TEAMS					
K	99	Josh Scheiderer	5-11	175	So.
	97	Nick Johnson	6-1	202	RFr.
P	98	Taylor Cornish	6-4	213	So.
	99	Josh Scheiderer	5-11	175	So.

TRUMAN STATE DEFENSE					
POS	NO	NAME	YR	HT	WT
DE	12	A.J. Devecchi	Jr.	6-0	245
	57	Bennett Swope	So.	5-11	220
DT	95	Spencer Chipley	Sr.	6-3	295
	49	Collin Alves	Fr.	5-9	261
DT	93	Jake Floyd	Sr.	5-10	280
	51	Robert Greco	So.	6-0	287
DE	9	Sam Reeves	Sr.	5-8	225
	13	Alec Devecchi	So.	6-2	220
LB	34	Eric Yakle	Sr.	6-0	227
	43	Pachino Davis	So.	5-11	216
LB	38	Reed McBroom	Jr.	5-10	223
	45	Isaiah Estes	Fr.	5-11	218
B	20	Travis Myerson	Sr.	6-1	192
	27	Griffin Becker	Sr.	5-11	209
CB	16	Ben Watson	Fr.	5-11	189
	24	J.B. McGinty	Jr.	5-5	158
SS	1	Jordan Siegel	Sr.	5-10	190
	37	Josh Jackson	Jr.	5-11	185
FS	5	Zach Nadle	So.	5-11	192
	23	Zach Jacobson	Fr.	5-9	179
CB	35	Brandon Winston	Fr.	5-9	158
	33	Ben Thomas	Fr.	5-9	166
TRUMAN STATE SPECIAL TEAMS					
KR	4	Jaylen Jefferson	5-9	188	Jr.
	33	Ben Thomas	5-9	166	Fr.
PR	80	Spencer Newell	5-9	179	So.
	8	Lawrence Woods	5-9	180	So.

2019 STATISTICS

TEAM STATISTICS	TSU	OPP	RUSHING	ATT	NET	AVG	TD	LONG	AVG/G	FIELD GOALS	FGM-FGA	PCT.	0-29	30-39	40+	LG	BLK
SCORING	198	47	Salima, Jordan	72	375	5.2	3	63	75.0	Scheiderer, Josh	5-10	50.0	3-5	1-2	1-3	46	1
Points Per Game	39.6	9.4	Schrader, Cody	40	319	8.0	5	59	63.8								
Points Off Turnovers	70	7	Jefferson, J.	25	236	9.4	3	52	47.2								
FIRST DOWNS	96	63	Barr, Jaden	49	187	3.8	1	16	37.4								
Rushing	49	23	Woods, Lawrence	1	20	20.0	0	20	5.0								
Passing	44	38	Total.....	205	1126	5.5	13	63	225.2								
Penalty	3	2	Opponents.....	157	567	3.6	4	76	113.4								
RUSHING YARDAGE	1126	567	PASSING	CMP-ATT-INT	PCT	YARDS	TD	LONG	AVG/G	DEFENSIVE	TOTAL	TFL-YDS	S-YDS	I-YDS	FR-YDS	FF	
Yards gained rushing	1237	689	Barr, Jaden	73-116-3	62.9	759	7	44	151.8	Yakle, Eric	26	4.0-6	0.0-0	0-0	1-0	1-0	1
Yards lost rushing	111	122	Total.....	78-125-3	62.4	794	7	44	158.8	Myerson, Travis	24	0.0-0	0.0-0	0-0	1-0	1-0	0
Rushing Attempts	205	157	Opponents.....	85-168-8	50.6	886	3	61	177.2	McBroom, Reed	24	3.0-8	1.0-2	0-0	0-0	0-0	0
Average Per Rush	5.5	3.6	RECEIVING	NO.	YARDS	AVG	TD	LONG	AVG/G	Siegel, Jordan	23	3.0-11	0.0-0	0-0	1-28	2	
Average Per Game	225.2	113.4	Salima, Jordan	19	166	8.7	0	31	33.2	Floyd, Jake	18	3.0-14	2.0-7	0-0	0-0	0-0	0
TDs Rushing	13	4	Ellis, Jake	15	230	15.3	4	44	46.0	Woods, Lawrence	17	1.0-2	0.0-0	2-54	0-0	0-0	1
PASSING YARDAGE	794	886	Schrader, Cody	11	97	8.8	0	30	19.4	Nadle, Zach	17	0.0-0	0.0-0	0-0	0-0	0-0	0
Comp-Att-Int	78-125-3	85-168-8	Newell, Spencer	8	109	13.6	3	30	21.8	Reeves, Sam	15	3.0-20	2.5-18	0-0	0-0	0-0	1
Average Per Pass	6.4	5.3	Ruffin, Dante	8	83	10.4	0	24	16.6	Watson, Ben	13	0.0-0	0.0-0	1-16	0-0	0-0	0
Average Per Catch	10.2	10.4	Zerwig, Zach	6	60	10.0	0	17	12.0	Jacobson, Zach	13	0.0-0	0.0-0	0-0	0-0	0-0	0
Average Per Game	158.8	177.2	Total.....	78	794	10.2	7	44	158.8	Greco, Robert	12	3.5-13	1.5-8	0-0	1-0	1-0	0
TDs Passing	7	3	Opponents.....	85	886	10.4	3	61	177.2	Fisher, Wyatt	12	0.0-0	0.0-0	0-0	0-0	0-0	0
TOTAL OFFENSE	1920	1453	PUNT RETURNS	NO.	YARDS	AVG	TD	LONG		Lain, Tanner	10	0.0-0	0.0-0	1-34	0-0	0-0	0
Total Plays	330	325	Newell, Spencer	11	152	13.8	1	71		Jackson, Josh	10	0.0-0	0.0-0	0-0	0-0	0-0	0
Average Per Play	5.8	4.5	Total.....	16	221	13.8	1	71		Estes, Isaiah	10	0.0-0	0.0-0	0-0	0-0	0-0	0
Average Per Game	384.0	290.6	Opponents.....	8	56	7.0	0	23		Davis, Pachino	9	1.0-12	1.0-12	0-0	0-0	0-0	0
KICK RETURNS: #-Yards	7-277	19-356	KICK RETURNS	NO.	YARDS	AVG	TD	LONG		Devecchi, Alec	9	0.5-1	0.0-0	0-0	0-0	0-0	0
PUNT RETURNS: #-Yards	16-221	8-56	Jefferson, J.	4	158	39.5	0	60		Becker, Griffin	7	0.0-0	0.0-0	0-0	0-0	0-0	0
INT RETURNS: #-Yards	8-151	3-14	Woods, Lawrence	2	115	57.5	1	87		Winston, Brandon	7	0.0-0	0.0-0	1-26	0-0	0-0	0
	IST	2ND	3RD	4TH	TOTAL					Swope, Bennett	7	1.0-7	1.0-7	0-0	1-0	1-0	1
Truman State	41	58	64	35	198					Total.....	322	29-116	12-72	8-151	5-28	7	
Opponents	14	0	13	20	47					Opponents.....	361	28-91	2-21	3-14	2-0	2	



NO.	NAME	POS	HT	WT	YR	HOMETOWN/HIGH SCHOOL
1	Jordan Siegel	DB	5-10	190	Sr.	St. Louis, Mo./Afton
2	Jordan Salima	RB	5-10	215	Sr.	Independence, Mo./Truman
4	Jaylen Jefferson	RB	5-9	188	Jr.	St. Louis, Mo./McCluer North
5	Zach Nadle	DB	5-11	192	So.	Plainfield, Ill./Plainfield North
6	Nolan Hair	QB	5-10	191	Fr.	Jefferson City, Mo./Blair Oaks
7	Wyatt Fishel	DB	5-8	181	Jr.	Arcola, Ill./Arcola Community
8	Lawrence Woods	DB	5-9	180	Jr.	St. Louis, Mo./McCluer South
9	Sam Reeves	DL	5-8	225	Sr.	Eloy, Ariz./Vista Grande
10	Dan Zeigler	QB	6-3	213	Jr.	Rochester, Ill./Rochester
11	Dante Ruffin	WR	5-11	191	Jr.	Bloomington, Ill./Normal West
12	A.J. Devecchi	DL	6-0	245	Jr.	Bloomington, Ill./Normal Community
13	Alec Devecchi	DE	6-2	220	So.	Normal, Ill./Normal Community
14	Monty Sharpe II	WR	5-8	168	Sr.	Edwardsville, Ill./Edwardsville
15	Jaden Barr	QB	5-11	197	Sr.	California, Mo./California
16	Ben Watson	QB	5-11	189	Fr.	St. Peters, Mo./Fort Zumwalt East
17	Ian Ronan	WR	5-8	170	So.	Kerrville, Texas/Tivy
18	Chad Briden	QB	6-2	213	Fr.	St. Louis, Mo./Westminster Christian
19	Darius Watson	WR	6-1	194	Fr.	St. Louis, Mo./Hazelwood Central
20	Travis Myerson	DB	6-1	192	Sr.	Cary, Ill./Cary-Grove
21	Cody Schrader	RB	5-9	218	Fr.	St. Louis, Mo./Lutheran South
22	Elijah Weis	RB	6-2	203	Fr.	Delafield, Wis./Kettle Moraine
23	Zach Jacobson	DB	5-9	179	Fr.	Aurora, Ill./West Aurora
24	JB McGinty	DB	5-5	158	Jr.	Gardena, Calif./Serra
25	Cade Eddington	WR	5-9	164	Fr.	Rochester, Ill./Rochester
26	Tyler West	DB	6-0	205	Fr.	Fenton, Mo./Lindbergh
27	Griffin Becker	DB	5-11	209	Sr.	Aurora, Ill./Waubonsie Valley
28	Michael Prewitt	CB	6-1	159	Fr.	Fishers, Ind./Fishers
30	Jacob Morris	FB	5-8	234	Jr.	Clive, Iowa/West Des Moines Valley
33	Ben Thomas	WR	5-9	166	Fr.	Wardsville, Mo./Blair Oaks
34	Eric Yakle	LB	6-0	227	Sr.	Rochester, Ill./Rochester
35	Brandon Winston	DB	5-9	158	Fr.	Lee's Summit, Mo./Lee's Summit North
36	Zach Richardson	WR	6-0	167	Sr.	Louisiana, Mo./Louisiana
37	Josh Jackson	DB	5-11	185	Jr.	St. Louis, Mo./Pattonville
38	Reed McBroom	LB	5-10	223	Jr.	Brookfield, Mo./Brookfield
39	Chris McCartney	RB	5-9	201	So.	Glen Carbon, Ill./Edwardsville
40	Hunter Warmack	LB	5-7	206	Sr.	Washington, Mo./St. Francis Borgia
41	Tanner Bondy	LB	5-5	189	So.	Unionville, Mo./Putnam County
42	Hayden Holt	FB	5-9	246	Sr.	Savannah, Mo./Savannah
43	Pachino Davis	LB	5-11	216	So.	St. Louis, Mo./Ladue Horton Watkins
45	Isaiah Estes	LB	5-11	218	Fr.	Fayette, Mo./Fayette
47	Landon Donaldson	DB	6-0	189	Fr.	Kansas City, Mo./Staley
48	Tanner Lain	LB	6-3	216	Fr.	Kirksville, Mo./Kirksville
49	Collin Alves	DL	5-9	261	Fr.	Flower Mound, Texas/Flower Mound
50	Alex Heiman	LB	6-1	195	Fr.	Carrroll, Iowa/Kuemper Catholic
51	Robert Greco	DT	6-0	287	So.	Florissant, Mo./Hazelwood Central
52	Jeremiah Dawson	DL	6-0	246	Fr.	Tinley Park, Ill./Lincoln-Way East
53	Michael Neisler	DT	5-10	264	Jr.	Kansas City, Mo./Liberty North
54	Jon Saxbury	DL	6-0	290	Fr.	Monroe City, Mo./Monroe City
55	Caleb Burrell	DL	5-10	289	Fr.	Chicago, Ill./Marist
56	Brayden Swope	DT	6-4	264	Fr.	Kansas City, Mo./Liberty
57	Bennett Swope	DE	5-11	220	So.	Kansas City, Mo./Liberty
58	Stone Staszczuk	DL	5-7	263	Jr.	Foristell, Mo./Holt
59	Ryan Laule	OL	6-0	269	Fr.	Joliet, Ill./Joliet Catholic
60	Wyatt Titus	OL	6-3	303	So.	Lone Jack, Mo./Lone Jack
61	Dominic Ross	OL	6-0	234	Fr.	Kansas City, Mo./North Kansas City
63	Jack Borisenko	OL	6-3	325	Fr.	St. Louis, Mo./St. John Vianney
64	Hayden Wells	LS	6-3	223	Fr.	
66	Bowen Davis	OL	6-2	293	Fr.	Kirksville, Mo./Kirksville
67	Caleb James	OL	6-2	270	Jr.	Blue Springs, Mo./Blue Springs
68	Devin Prost	OL	6-3	288	Jr.	Quincy, Ill./Quincy
70	Tyler Webb	OL	6-2	311	Fr.	Moberly, Mo./Moberly
71	Jacob Lewis	OL	6-0	287	Sr.	Centralia, Mo./Centralia
72	Grant Ross	K	5-11	162	Fr.	




















NO.	NAME	POS	HT	WT	YR	HOMETOWN/HIGH SCHOOL
74	Jacob VanDoren	OL	6-3	259	Jr.	Geneseo, Ill./Geneseo
75	Otto Pfneisel	OL	6-0	336	Sr.	Arnold, Mo./Seckman
76	Dane Eggert	OL	6-3	268	Fr.	Tinley Park, Ill./Lincoln-Way East
77	Corey Price	OL	6-0	249	Jr.	Simi Valley, Calif./Simi Valley
78	Jared Venner	K	5-11	180	Fr.	Omaha, Neb./Omaha North
79	Anthony Wilson	CB	5-9	162	So.	St. Louis, Mo./Parkway North
80	Spencer Newell	WR	5-9	179	So.	Joplin, Mo./Joplin
81	Camden Sprouse	TE	6-3	269	So.	Lee's Summit, Mo./Blue Springs South
82	Matt Hall	TE	6-2	195	Fr.	Columbia, Mo./Rock Bridge
83	Jake Ellis	TE	6-7	250	Jr.	Rock Island, Ill./Rock Island
84	Landon Montgomery	WR	5-10	173	Fr.	Raytown, Mo./Raytown South
85	Zach Zerwig	WR	6-1	188	Fr.	St. Louis, Mo./St. John Vianney
86	Charles Burton	WR	5-11	216	Jr.	Ladue, Mo./Ladue
87	Ricky McLaughlin	WR	6-0	181	So.	Gurnee, Ill./Warren Township
88	Drew Hill	WR	5-8	186	Fr.	Ankeny, Iowa/Ankeny
90	Zach Rouland	DL	6-2	256	Fr.	Arenzville, Ill./Triopia
91	Brandon Jones	TE	6-1	225	Sr.	Rochester, Ill./Rochester
92	Blake Weakley	TE	6-3	235	Fr.	Kearney, Mo./Kearney
93	Jake Floyd	DL	5-10	280	Sr.	Columbia, Mo./Rock Bridge
94	Casey Voichahoske	LS	5-10	209	Fr.	Dakota Dunes, S.D./Dakota Valley
95	Spencer Chipley	DL	6-3	295	Sr.	St. Louis, Mo./Saint Louis University
96	Zach Osbron	DB	5-9	151	Fr.	Monroe City, Mo./Monroe City
97	Nick Johnson	K	6-1	202	Fr.	Farmington, Ill./Farmington Central
98	Taylor Cornish	P	6-4	213	So.	West Plains, Mo./West Plains
99	Josh Scheiderer	K	5-11	175	So.	Springfield, Mo./Kickapoo
	Dominic Demarco	DB	5-10	173	Fr.	DeSoto, Mo./DeSoto
	Reece Foreman	WR	5-9	132	Fr.	Beaver Crossing, Neb./Seward
	Brad McCullom	DL	6-1	214	Fr.	Hannibal, Mo./Hannibal
	Collin Sutton	QB	6-1	194	Fr.	Winfield, Mo./Winfield
	Chase Terry	FB	5-10	189	Fr.	Lee's Summit, Mo./Blue Springs South

COACHING STAFF

Gregg Nesbitt	Head Football Coach
Kellen Nesbitt	Defensive Coordinator
Jason Killday	Offensive & Recruiting Coordinator
Thomas Kearney	Tight Ends
Jeramey Dockery	Defensive Line
Matt White	Offensive Line
Eric Holm	Running Backs
Isaiah Walker	Wide Receivers
Derek Gray Jr.	Defensive Assistant



2019 SCHEDULE

	EASTERN WASHINGTON UNIVERSITY EAGLES Head Coach Aaron Best Career: 19-7 School: 19-7	SEPTEMBER 7, 2019 1:06 PM ROOS FIELD CHENEY, WASH.	
	MIDWESTERN STATE UNIVERSITY TEXAS MUSTANGS Head Coach Bill Maskill Career: 150-57 School: 137-49	SEPTEMBER 14, 2019 6:00 PM HARLEN C. HUNTER STADIUM ST. CHARLES, Mo.	
	WILLIAM JEWELL COLLEGE CARDINALS Head Coach Chuck Lliteras Career: 0-0 School: 0-0	SEPTEMBER 21, 2019 7:00 PM HARLEN C. HUNTER STADIUM ST. CHARLES, Mo.	
	DAVENPORT UNIVERSITY PANTHERS Head Coach Sparky McEwen Career: 7-15 School: 7-15	SEPTEMBER 28, 2019 12:00 PM FARMERS INSURANCE ATHLETIC COMPLEX CALEDONIA, MICH.	
	McKENDREE UNIVERSITY BEARCATS Head Coach Mike Babcock Career: 38-26 School: 38-26	OCTOBER 5, 2019 1:00 PM LEEMON FIELD LEBANON, ILL.	
	TRUMAN STATE UNIVERSITY BULLDOGS Head Coach Gregg Nesbitt Career: 49-49 School: 49-49	OCTOBER 12, 2019 1:00 PM HARLEN C. HUNTER STADIUM ST. CHARLES, Mo.	
	SAGINAW VALLEY STATE UNIVERSITY CARDINALS Head Coach Ryan Brady Career: 0-0 School: 0-0	OCTOBER 19, 2019 1:00 PM HARLEN C. HUNTER STADIUM ST. CHARLES, Mo.	
	QUINCY UNIVERSITY HAWKS Head Coach Gary Bass Career: 7-15 School: 7-15	OCTOBER 26, 2019 1:00 PM QU STADIUM QUINCY, ILL.	
	UNIVERSITY OF INDIANAPOLIS GREYHOUNDS Head Coach Chris Keevers Career: 0-0 School: 0-0	NOVEMBER 2, 2019 1:00 PM HARLEN C. HUNTER STADIUM ST. CHARLES, Mo.	
	MISSOURI S&T MINERS Head Coach Todd Drury Career: 0-0 School: 0-0	NOVEMBER 9, 2019 1:00 PM HARLEN C. HUNTER STADIUM ST. CHARLES, Mo.	
	SOUTHWEST BAPTIST UNIVERSITY BEARCATS Head Coach Robert Clardy Career: 19-23 School: 19-23	NOVEMBER 16, 2019 1:00 PM PLASTER STADIUM BOLIVAR, Mo.	

ALL GAME TIMES ARE LOCAL
All records are entering 2019 season



INDIVIDUAL STATISTICS

RUSHING	GP	Att	Gain	Loss	Net	Avg	TD	Long	Avg/G
Brister, Cade	5	70	314	121	193	2.8	2	31	38.6
Sutherland, Nash	4	33	158	10	148	4.5	1	16	37.0
Grohler, Dalton	5	36	127	7	120	3.3	1	11	24.0
Faddoul, Alex	4	9	55	4	51	5.7	0	31	12.8
Martin, Andrew	5	6	43	0	43	7.2	0	10	8.6
Staskewicz, Ethan	3	7	32	0	32	4.6	0	11	10.7
Rose, Payton	5	2	28	0	28	14.0	0	25	5.6
Redd, Spencer	5	2	15	0	15	7.5	0	13	3.0
Kohls, Jaden	5	2	1	1	0	0.0	0	1	0.0
Johnson, Jarrett	2	1	0	0	0	0.0	0	0	0.0
TEAM	3	5	0	9	-9	-1.8	0	0	-3.0
Total.....	5	173	773	152	621	3.6	4	31	124.2
Opponents.....	5	199	993	69	924	4.6	8	46	184.8

PASSING	GP	Effic	Cmp-Att-Int	Pct	Yards	TD	Long	Avg/G
Brister, Cade	5	146.7	120-190-5	63.2	1419	15	69	283.8
Faddoul, Alex	4	123.2	6-13-0	46.2	80	1	22	20.0
Jackson, Najee	5	858.4	1-1-0	100.0	51	1	51	10.2
Total.....	5	148.7	127-204-5	62.3	1550	17	69	310.0
Opponents.....	5	141.0	101-178-4	56.7	1371	13	78	274.2

RECEIVING	GP	No.	Yards	Avg	TD	Long	Avg/G
Jackson, Najee	5	31	313	10.1	2	26	62.6
Henneman, Erik	4	21	283	13.5	4	69	70.8
Rose, Payton	5	20	414	20.7	6	51	82.8
Sutherland, Nash	4	13	165	12.7	1	56	41.2
Chandler, Tyler	5	7	82	11.7	1	18	16.4
Grohler, Dalton	5	7	22	3.1	0	15	4.4
Kohls, Jaden	5	6	110	18.3	1	43	22.0
Gibbons, Glen	5	6	50	8.3	1	19	10.0
Anderson, Ben	5	5	42	8.4	0	12	8.4
Scharf, Alex	5	4	57	14.2	1	24	11.4
Staskewicz, Ethan	3	3	19	6.3	0	25	6.3
Martin, Andrew	5	2	2	1.0	0	1	0.4
Redd, Spencer	5	1	-2	-2.0	0	2	-0.4
Brister, Cade	5	1	-7	-7.0	0	0	-1.4
Total.....	5	127	1550	12.2	17	69	310.0
Opponents.....	5	101	1371	13.6	13	78	274.2

PUNT RETURNS	No.	Yards	Avg	TD	Long
McCoy, Ricky	9	51	5.7	0	23
Total.....	9	51	5.7	0	23
Opponents.....	9	56	6.2	0	26

KICK RETURNS	No.	Yards	Avg	TD	Long
Redd, Spencer	14	320	22.9	0	57
Rodriguez, Andrew	3	11	3.7	0	7
Scharf, Alex	2	4	2.0	0	2
Sutherland, Nash	1	23	23.0	0	23
Jones, Trevor	1	4	4.0	0	4
Martin, Andrew	1	24	24.0	0	24
Johnson, Jarrett	1	16	16.0	0	16
Total.....	23	402	17.5	0	57
Opponents.....	19	359	18.9	1	100

INTERCEPTIONS	No.	Yards	Avg	TD	Long
McCoy, Ricky	1	0	0.0	0	0
Perry, Jordan	1	0	0.0	0	0
Conklin, Jayce	1	9	9.0	0	9
Lockett, Lloyd	1	12	12.0	0	12
Total.....	4	21	5.2	0	12
Opponents.....	5	74	14.8	1	49

FUMBLE RETURNS	No.	Yards	Avg	TD	Long
Total.....	0	0	0.0	0	0
Opponents.....	1	66	66.0	0	66

SCORING STATISTICS

SCORING	TD	FGs	Kick	Rush	Rcv	Pass	DXP	Saf	Points	FIELD GOALS	Made-Att	Pct	01-19	20-29	30-39	40-49	50-99	Long	Bldd									
Rose, Payton	6	0-0	0-0	0-0	0	0-0	0	0	36	Garner, Brett	3-7	42.9	0-0	1-2	2-3	0-2	0-0	32	2									
Garner, Brett	0	3-7	20-21	0-0	0	0-0	0	0	29	FG SEQUENCE																		
Henneman, Erik	4	0-0	0-0	0-0	0	0-0	0	0	24	Lindenwood					Opponents													
Jackson, Najee	2	0-0	0-0	0-0	0	0-0	0	0	12	Eastern Washington					(28)													
Sutherland, Nash	2	0-0	0-0	0-0	0	0-0	0	0	12	Midwestern State					32,25													
Brister, Cade	2	0-0	0-0	0-0	0	0-0	0	0	12	William Jewell					-													
Kohls, Jaden	1	0-0	0-0	0-0	0	0-0	0	0	6	Davenport					45,(32)													
Gibbons, Glen	1	0-0	0-0	0-0	0	0-0	0	0	6	McKendree					44,(32)													
Chandler, Tyler	1	0-0	0-0	0-0	0	0-0	0	0	6	*Numbers in (parentheses) indicate field goal was made.*																		
Scharf, Alex	1	0-0	0-0	0-0	0	0-0	0	0	6																			
Grohler, Dalton	1	0-0	0-0	0-0	0	0-0	0	0	6																			
Total.....	21	3-7	20-21	0-0	0	0-0	0	0	155																			
Opponents.....	23	5-7	20-21	0-1	1	1-1	0	0	175																			



ALL-PURPOSE AND TOTAL OFFENSE

ALL PURPOSE	GP	Rush	Rcv	PR	KR	IR	Total	Avg/G
Rose, Payton	5	28	414	0	0	0	442	88.4
Sutherlin, Nash	4	148	165	0	23	0	336	84.0
Redd, Spencer	5	15	-2	0	320	0	333	66.6
Jackson, Najee	5	0	313	0	0	0	313	62.6
Henneman, Erik	4	0	283	0	0	0	283	70.8
Brister, Cade	5	193	-7	0	0	0	186	37.2
Grohler, Dalton	5	120	22	0	0	0	142	28.4
Kohls, Jaden	5	0	110	0	0	0	110	22.0
Chandler, Tyler	5	0	82	0	0	0	82	16.4
Martin, Andrew	5	43	2	0	24	0	69	13.8
Scharf, Alex	5	0	57	0	4	0	61	12.2
McCoy, Ricky	5	0	0	51	0	0	51	10.2
Staskewicz, Ethan	3	32	19	0	0	0	51	17.0
Faddoul, Alex	4	51	0	0	0	0	51	12.8
Gibbons, Glen	5	0	50	0	0	0	50	10.0
Anderson, Ben	5	0	42	0	0	0	42	8.4
Johnson, Jarrett	2	0	0	0	16	0	16	8.0
Lockett, Lloyd	5	0	0	0	0	12	12	2.4
Rodriguez, Andrew	5	0	0	0	11	0	11	2.2
Conklin, Jayce	1	0	0	0	0	9	9	9.0
Jones, Trevor	1	0	0	0	4	0	4	4.0
TEAM	3	-9	0	0	0	0	-9	-3.0
Total.....	5	621	1550	51	402	21	2645	529.0
Opponents.....	5	924	1371	56	359	74	2784	556.8

TOTAL OFFENSE	GP	Plays	Rush	Pass	Total	Avg/G
Brister, Cade	5	260	193	1419	1612	322.4
Sutherlin, Nash	4	33	148	0	148	37.0
Faddoul, Alex	4	22	51	80	131	32.8
Grohler, Dalton	5	36	120	0	120	24.0
Jackson, Najee	5	1	0	51	51	10.2
Martin, Andrew	5	6	43	0	43	8.6
Staskewicz, Ethan	3	7	32	0	32	10.7
Rose, Payton	5	2	28	0	28	5.6
Redd, Spencer	5	2	15	0	15	3.0
TEAM	3	5	-9	0	-9	-3.0
Total.....	5	377	621	1550	2171	434.2
Opponents.....	5	377	924	1371	2295	459.0

PUNTING	No.	Yards	Avg	Long	TB	FC	120	50+ Blkd
Stangler, Jared	30	1072	35.7	61	1	7	11	7
Total.....	30	1072	35.7	61	1	7	11	7
Opponents.....	27	939	34.8	46	1	8	5	0

KICKOFFS	No.	Yards	Avg	TB	OB	Retn	Net	YdLn
Garner, Brett	29	1607	55.4	7	1	18.9	37.0	28
Total.....	29	1607	55.4	7	1	18.9	37.0	28
Opponents.....	31	1656	53.4	5	0	17.5	36.4	28

RED ZONE NUMBERS

Lindenwood Inside Opponent Red-Zone

Date	Opponent	W-L	Score	Times in RZ	Total Scores	Points Scored	TD's	Rushing TD's	Passing TD's	FG'S
Sep 7	at Eastern Washington	L	31-59	3	2	10	1	0	1	1
Sep 14	Midwestern State	L	27-28	7	2	13	2	0	2	0
Sep 21	William Jewell	W	28-16	5	3	21	3	1	2	0
Sep 28	at Davenport	L	24-35	4	4	24	3	2	1	1
Oct 05	at McKendree	W	45-37	5	5	31	4	1	3	1
TOTALS				24	16	99	13	4	9	3
				16 of 24 (66.7%)						

Opponents Inside Lindenwood Red-Zone

Date	Opponent	W-L	Score	Times in RZ	Total Scores	Points Scored	TD's	Rushing TD's	Passing TD's	FG'S
Sep 7	at Eastern Washington	L	31-59	6	6	42	6	3	3	0
Sep 14	Midwestern State	L	27-28	3	3	21	3	2	1	0
Sep 21	William Jewell	W	28-16	3	2	13	2	2	0	0
Sep 28	at Davenport	L	24-35	3	3	13	1	0	1	2
Oct 05	at McKendree	W	45-37	3	3	16	2	0	2	1
TOTALS				18	17	105	14	7	7	3
				17 of 18 (94.4%)						



DEFENSIVE STATISTICS

DEFENSIVE LEADERS	GP	Solo	Ast	Total	TFL	Yards	Sacks	Yards	INT	Yards	BU	PD	Qbh	FR	Yards	FF	Blocks	Saf
5 Seers, Drew	5	27	29	56	2.5	-8	2	1	-0	.	.	.
14 Daniels, Grady	5	23	19	42	1	1
43 Rodriguez, Andrew	5	8	19	27	1.5	-3	.	.	.	1	1
9 Egwuonwu, Uchenna	5	7	15	22	2.0	-12	2.0	-12	2
92 Connors, Arsante	5	8	13	21	1.5	-5	1.0	-4	2
13 Lockett, Lloyd	5	11	9	20	1	-12	.	1
29 Holmes, Anthony	4	5	12	17
6 Perry, Jordan	5	9	7	16	0.5	-0	.	.	1	-0	2	3
7 McCoy, Ricky	5	12	4	16	1	-0	2	3
44 Harlow, Drew	5	4	11	15	2.0	-8	1.5	-8	.	.	1	1
2 Williams, Darrius	3	7	7	14
90 Dantzer, Dwight	5	4	9	13	2.0	-9	2.0	-9	2
35 Little, Houston	5	3	9	12
95 Edwards, Derek	5	5	6	11	2.0	-7	2.0	-7
31 Charles, Koby	5	2	8	10	1	1	.	.	1	-0	.	.	.
93 Franks, Anthony	5	.	9	9
21 Rabay, Christian	5	6	2	8
15 Beverly, Keith	4	3	4	7	2	2
20 McClure, CJ	4	4	3	7	2	.	.	1	.	.
34 Thibault, Matthew	3	1	6	7
99 Weary, Tavvian	5	1	6	7	0.5	-2	0.5	-2
55 Davis, Antonio	3	.	5	5
53 Sobotka, Tanner	3	1	4	5	0.5	-0
30 Martin, Andrew	5	2	2	4
41 Bolden, Alex	5	3	1	4
24 Hines, Wesley	5	1	3	4
18 Redd, Spencer	5	2	1	3
28 Kohls, Jaden	5	2	1	3
87 Anderson, Ben	5	2	.	2
89 Wilkinson, Triston	4	1	1	2
33 Grohler, Dalton	5	1	1	2
62 Williams, Reid	4	.	1	1	1	-0	.	.	.
3 Sutherlin, Nash	4	1	.	1
48 Scharf, Alex	5	.	1	1
47 Garner, Brett	5	1	.	1
26 Conklin, Jayce	1	1	.	1	1	-9	.	1
Total.....	5	168	228	396	15	-54	9	-42	4	-21	10	14	10	3	-0	1	.	.
Opponents.....	5	170	258	428	40	-151	20	-102	5	-74	12	17	15	4	-66	5	3	.



INDIVIDUAL GAME HIGHS

Rushes	25	Brister, Cade vs Midwestern State (Sep 14, 2019)
Yards Rushing	97	Grohler, Dalton vs William Jewell (Sep 21, 2019)
TD Rushes	1	Brister, Cade vs William Jewell (Sep 21, 2019) Brister, Cade at Davenport (Sep 28, 2019) Grohler, Dalton at Davenport (Sep 28, 2019) Sutherlin, Nash at McKendree (Oct 05, 2019)
Long Rush	31	Brister, Cade vs Midwestern State (Sep 14, 2019) Faddoul, Alex at McKendree (Oct 05, 2019)
Pass attempts	50	Brister, Cade at Eastern Washington (Sep 7, 2019)
Pass completions	27	Brister, Cade at Eastern Washington (Sep 7, 2019) Brister, Cade vs Midwestern State (Sep 14, 2019)
Yards Passing	401	Brister, Cade at McKendree (Oct 05, 2019)
TD Passes	4	Brister, Cade at Eastern Washington (Sep 7, 2019) Brister, Cade at McKendree (Oct 05, 2019)
Long Pass	69	Brister, Cade vs William Jewell (Sep 21, 2019)
Receptions	9	Henneman, Erik vs Midwestern State (Sep 14, 2019)
Yards Receiving	120	Sutherlin, Nash at McKendree (Oct 05, 2019)
TD Receptions	2	Rose, Payton at Eastern Washington (Sep 7, 2019) Rose, Payton vs Midwestern State (Sep 14, 2019) Henneman, Erik vs William Jewell (Sep 21, 2019)
Long Reception	69	Henneman, Erik vs William Jewell (Sep 21, 2019)
Field Goals	1	Garner, Brett at Eastern Washington (Sep 7, 2019) Garner, Brett at Davenport (Sep 28, 2019) Garner, Brett at McKendree (Oct 05, 2019)
Long Field Goal	32	Garner, Brett at Davenport (Sep 28, 2019) Garner, Brett at McKendree (Oct 05, 2019)
Punts	9	Stangler, Jared at Eastern Washington (Sep 7, 2019)
Punting Avg	44.0	Stangler, Jared at Eastern Washington (Sep 7, 2019)
Long Punt	61	Stangler, Jared at Eastern Washington (Sep 7, 2019)
Punts inside 20	4	Stangler, Jared at Eastern Washington (Sep 7, 2019)
Long Punt Return	23	McCoy, Ricky vs William Jewell (Sep 21, 2019)
Long Kickoff Return	57	Redd, Spencer at Davenport (Sep 28, 2019)
Tackles	17	Seers, Drew at McKendree (Oct 05, 2019)
Sacks	1.0	Edwards, Derek at Eastern Washington (Sep 7, 2019) Egwuonwu, Uchenna vs Midwestern State (Sep 14, 2019) Egwuonwu, Uchenna vs William Jewell (Sep 21, 2019) Harlow, Drew vs William Jewell (Sep 21, 2019) Dantzler, Dwight vs William Jewell (Sep 21, 2019) Edwards, Derek vs William Jewell (Sep 21, 2019) Dantzler, Dwight at Davenport (Sep 28, 2019)
Tackles For Loss	1.0	Edwards, Derek at Eastern Washington (Sep 7, 2019) Egwuonwu, Uchenna vs Midwestern State (Sep 14, 2019) Egwuonwu, Uchenna vs William Jewell (Sep 21, 2019) Seers, Drew vs William Jewell (Sep 21, 2019) Harlow, Drew vs William Jewell (Sep 21, 2019) Dantzler, Dwight vs William Jewell (Sep 21, 2019) Edwards, Derek vs William Jewell (Sep 21, 2019) Rodriguez, Andrew at Davenport (Sep 28, 2019) Dantzler, Dwight at Davenport (Sep 28, 2019) Seers, Drew at McKendree (Oct 05, 2019)
Interceptions	1	Conklin, Jayce at Eastern Washington (Sep 7, 2019) Perry, Jordan at Davenport (Sep 28, 2019) Lockett, Lloyd at Davenport (Sep 28, 2019) McCoy, Ricky at McKendree (Oct 05, 2019)

TEAM GAME HIGHS

Rushes	44	vs Midwestern State (Sep 14, 2019)
Yards Rushing	188	vs Midwestern State (Sep 14, 2019)
Yards Per Rush	4.3	vs William Jewell (Sep 21, 2019)
TD Rushes	2	at Davenport (Sep 28, 2019)
Pass attempts	52	at Eastern Washington (Sep 7, 2019)
Pass completions	28	at Eastern Washington (Sep 7, 2019) vs Midwestern State (Sep 14, 2019)
Yards Passing	475	at McKendree (Oct 05, 2019)
Yards Per Pass	12.2	at McKendree (Oct 05, 2019)
TD Passes	5	at McKendree (Oct 05, 2019)
Total Plays	87	vs Midwestern State (Sep 14, 2019)
Total Offense	599	at McKendree (Oct 05, 2019)
Yards Per Play	8.4	at McKendree (Oct 05, 2019)
Points	45	at McKendree (Oct 05, 2019)
Sacks By	5	vs William Jewell (Sep 21, 2019)
First Downs	34	vs Midwestern State (Sep 14, 2019)
Penalties	12	vs William Jewell (Sep 21, 2019)
Penalty Yards	127	vs William Jewell (Sep 21, 2019)
Turnovers	4	at Davenport (Sep 28, 2019)
Interceptions By	2	at Davenport (Sep 28, 2019)
Punts	9	at Eastern Washington (Sep 7, 2019)
Punting Avg	44.0	at Eastern Washington (Sep 7, 2019)
Long Punt	61	at Eastern Washington (Sep 7, 2019)
Punts inside 20	4	at Eastern Washington (Sep 7, 2019)
Long Punt Return	23	vs William Jewell (Sep 21, 2019)


GAME ONE | LINDENWOOD 31, #4 (FCS) EASTERN WASHINGTON 59

Date: Sep 7, 2019 ▪ Site: Cheney, Wash. ▪ Stadium: Roos Field ▪ Attendance: 6785

Score by quarters	1	2	3	4	Final	Kickoff time: 1:06 ▪ End of Game: 4:40 ▪ Total elapsed time: 3:34
Lindenwood	0	17	14	0	31	Temperature: 77 ▪ Wind: E 8 mph ▪ Weather: partly sunny
Eastern Washington	21	10	21	7	59	

Quarter	Time	Team	Play	Score (LWU-EWU)
1st	14:43	EWU	Dre Dorton 78 yd pass from Eric Barriere (Andre Slyter kick) 1 play, 78 yards, TOP 0:17	0 - 7
	11:12	EWU	Antoine Custer 6 yd run (Andre Slyter kick) 6 plays, 76 yards, TOP 1:48	0 - 14
	05:59	EWU	Eric Barriere 1 yd run (Andre Slyter kick) 11 plays, 86 yards, TOP 3:47	0 - 21
2nd	13:22	EWU	Isaiah Lewis 2 yd run (Andre Slyter kick) 11 plays, 91 yards, TOP 3:00	0 - 28
	10:37	EWU	Andre Slyter 50 yd field goal 6 plays, 8 yards, TOP 1:44	0 - 31
	07:54	LWU	Henneman, Erik 15 yd pass from Brister, Cade (Garner, Brett kick) 7 plays, 75 yards, TOP 2:43	7 - 31
	04:17	LWU	Garner, Brett 28 yd field goal 10 plays, 47 yards, TOP 1:33	10 - 31
3rd	00:11	LWU	Rose, Payton 24 yd pass from Brister, Cade (Garner, Brett kick) 8 plays, 71 yards, TOP 1:38	17 - 31
	14:06	EWU	Dre Dorton 18 yd pass from Eric Barriere (Seth Harrison kick) 2 plays, 26 yards, TOP 0:30	17 - 38
	09:45	LWU	Rose, Payton 31 yd pass from Brister, Cade (Garner, Brett kick) 3 plays, 31 yards, TOP 0:17	24 - 38
	08:30	EWU	Dre Dorton 59 yd pass from Eric Barriere (Seth Harrison kick) 5 plays, 74 yards, TOP 1:11	24 - 45
	04:47	LWU	Scharf, Alex 24 yd pass from Brister, Cade (Garner, Brett kick) 9 plays, 81 yards, TOP 3:35	31 - 45
4th	02:07	EWU	F. Roberson 15 yd pass from Eric Barriere (Seth Harrison kick) 9 plays, 75 yards, TOP 2:40	31 - 52
	07:49	EWU	Silas Perreiah 3 yd pass from Eric Barriere (Seth Harrison kick) 12 plays, 74 yards, TOP 4:28	31 - 59

Football Falls in Season Opener

The Lindenwood football team (0-1) lost its first game of the season to Division I FCS Eastern Washington (1-1) by a final of 59-31 on Saturday in Cheney, Wash. The Lions fought hard against the No. 4 ranked Eagles in the FCS Coaches Poll.

Game Overview

Eastern Washington opened the game with a 78-yard touchdown pass in the first play from scrimmage. The Eagles rolled to a 31-0 lead with 10:37 to go in the first half. Lindenwood stood strong on defense, and the offense made things interesting. Sophomore quarterback Cade Brister led the Lions on a seven-play 75-yard drive that was capped off with a 15-yard touchdown snag by Erik Henneman to put the Lions on the board. Senior transfer Brett Garner added three more points on the next drive to make it a 31-10 ballgame. The defense forced a field goal on the next drive for the Eagles, but a missed kick allowed the Lions tack on more points before the half.

Lindenwood went on another long drive with less than two minutes to go in the first 30 minutes. Brister kept the drive alive on a third down and short, by scampering for 16 yards inside the Eastern Washington 25 yard line. Payton Rose capped of the drive with a great diving catch at the goal line for the 24-yard touchdown. Lindenwood scores 17 unanswered to make it a 14-point deficit.

The Lions received to start the second half, but an early turnover allows the Eagles to build on their lead. Lindenwood recovered a fumble on their next drive, allowing Rose to catch his second touchdown of the day. Eastern Washington scored on their next drive, but again the Lions responded, this time with a 24-yard touchdown reception by Alex Scharf. The Lions were down 14 points with 4:47 to go in the third quarter, but the Eagles made it tough. Lindenwood struggles to get stops on defense, and the offense couldn't find their groove again resulting in a 59-31 loss in the first game of the season.

Lindenwood special teams had a big part in the successes for the Lions on Saturday. Freshman Spencer Redd has six kickoff returns for 133 yards, making Eastern Washington avoid kicking it deep for the remainder of the game. Junior transfer Jared Stangler averaged 44 yards per punt, including a 61 yard boot. In his nine punts, Stangler pinned the Eagles inside their own red zone four times.

Game Leaders

Cade Brister (27-for-50, 4 TD, 283 yards)
 Payton Rose (6 rec, 97 yards, 2 TD)
 Najee Jackson (7 rec, 83 yards)

Up Next

The Lions will take on Midwestern State in the home opener on Saturday at 6 p.m. at Hunter Stadium in St. Charles, Mo.


GAME TWO | LINDENWOOD 27, #16 MIDWESTERN STATE 28

Date: Sep 14, 2019 ▪ Site: St. Charles, Mo. ▪ Stadium: Hunter Stadium ▪ Attendance: 2500

Score by quarters	1	2	3	4	Final	Kickoff time: 6:00 pm ▪ End of Game: 8:58 pm ▪ Total elapsed time: 2:58		
Midwestern State	14	0	14	0	28	Temperature: 84 ▪ Wind: SSE 10 ▪ Weather: Clear		
Lindenwood	0	14	0	14	27			

Quarter	Time	Team	Play	Score (MSU-LWU)
1st	12:11	MSU	Quinton Childs 3 yd run (Jaron Imbriani kick) 8 plays, 65 yards, TOP 2:49	7 - 0
	10:26	MSU	Quinton Childs 46 yd run (Jaron Imbriani kick) 1 play, 46 yards, TOP 0:13	14 - 0
2nd	02:29	LWU	Henneman, Erik 11 yd pass from Brister, Cade (Garner, Brett kick) 7 plays, 93 yards, TOP 3:03	14 - 7
	3rd	13:40	LWU	Rose, Payton 51 yd pass from Jackson, Najee (Garner, Brett kick) 4 plays, 75 yards, TOP 1:20
05:57		MSU	Quinton Childs 19 yd run (Jaron Imbriani kick) 7 plays, 84 yards, TOP 2:32	21 - 14
00:53		MSU	Xavier Land 8 yd pass from Zach Purcell (Jaron Imbriani kick) 3 plays, 10 yards, TOP 1:31	28 - 14
4th	14:41	LWU	Rose, Payton 33 yd pass from Brister, Cade (Garner, Brett kick) 1 play, 33 yards, TOP 0:06	28 - 21
	07:15	LWU	Jackson, Najee 2 yd pass from Brister, Cade (Garner, Brett kick blocked) 10 plays, 73 yards, TOP 4:31	28 - 27

Football Nearly Upsets No. 16 Midwestern State

The Lindenwood football (0-2) team lost its home opener to No. 16 Midwestern State (2-0) on Saturday at Hunter Stadium in St. Charles, Mo. The Lions scored 13 points in the fourth quarter, but a blocked extra point was the difference maker.

GAME OVERVIEW

The Mustangs opened the game with two scores in the first five minutes, taking a 14-0 lead. The Lions responded with a seven-play 93-yard drive, ending with an 11-yard touchdown catch by Erik Henneman. Lindenwood went into the locker room down 14-7 at the half, and come out swinging in the third quarter.

After the first three plays to open the second half, Najee Jackson hit Payton Rose for a 51-yard touchdown pass to tie the game at 14-14. Jackson has now thrown a touchdown pass in each of his three years in a Lindenwood uniform. The Mustangs scored twice to close out the third quarter, again taking a two-score lead.

The Lions were forced to punt to start the fourth quarter, but Reid Williams recovered a fumble on the return to give the Lions possession. On the first play of the drive, Cade Brister found Rose for his second touchdown of the game to cut the deficit to 28-21. The Lindenwood defense stood strong, and Brister led the Lions on a 10-play 73-yard drive on the ensuing possession. Brister found Jackson on a two-yard touchdown pass, but the extra point was blocked to keep the Lions down by one point.

Lindenwood had a chance on its final drive, but Midwestern State forced a fumble with 31 seconds to go in the game to secure the 28-27 win over the Lions. Rose registered his second-straight game with two touchdown receptions. Henneman led all receivers in yardage with 104 on nine receptions. The Lions had 346 passing yards and 188 rushing yards, while the Mustangs had 181 passing yards and 155 yards on the ground.

GAME LEADERS

Cade Brister (27-for-42, 295 pass yards, 3 TD, 91 rush yards)

Payton Rose (3 rec, 95 yards, 2 TD, 25 rush yards)

Najee Jackson (8 rec, 79 rec yards, 1 rec TD, 1-for-1 passing, 51 pass yards, 1 pass TD)

UP NEXT

The Lions will look to bounce back next week as they host William Jewell on Saturday at 7:00 p.m. at Hunter Stadium in St. Charles, Mo. for Family Day.


GAME THREE | LINDENWOOD 28, WILLIAM JEWELL 16

Date: Sep 21, 2019 ▪ Site: St. Charles, Mo. ▪ Stadium: Hunter Stadium ▪ Attendance: 2969

Score by quarters	1	2	3	4	Final	Kickoff time: 7:00 pm ▪ End of Game: 9:56 pm ▪ Total elapsed time: 2:56
William Jewell	0	3	7	6	16	Temperature: 80 ▪ Wind: S 9 ▪ Weather: Partly Cloudy
Lindenwood	14	14	0	0	28	

Quarter	Time	Team	Play	Score (WJC-LWU)
1st	12:37	LWU	Henneman, Erik 69 yd pass from Brister, Cade (Garner, Brett kick) 3 plays, 70 yards, TOP 0:48	0 - 7
	06:39	LWU	Chandler, Tyler 12 yd pass from Brister, Cade (Garner, Brett kick) 8 plays, 57 yards, TOP 3:16	0 - 14
2nd	12:43	LWU	Brister, Cade 3 yd run (Garner, Brett kick) 15 plays, 94 yards, TOP 6:30	0 - 21
	01:23	LWU	Henneman, Erik 7 yd pass from Brister, Cade (Garner, Brett kick) 8 plays, 56 yards, TOP 3:34	0 - 28
3rd	00:00	WJC	Dye, Dalton 42 yd field goal 10 plays, 58 yards, TOP 1:18	3 - 28
	02:52	WJC	Schneider, Will 20 yd run (Dye, Dalton kick) 4 plays, 48 yards, TOP 1:21	10 - 28
4th	12:35	WJC	Schneider, Will 15 yd run (TEAM rush fumbld) 7 plays, 73 yards, TOP 3:12	16 - 28

Stugart Earns 100th Career Victory in 28-16 Win for Football

The Lindenwood football team (1-2, 1-0 GLVC) won its first game in the GLVC, defeating William Jewell (1-2, 0-1 GLVC) 28-16 on Saturday night at Hunter Stadium in St. Charles, Mo. The victory marked the 100th career win for head coach Jed Stugart.

GAME OVERVIEW

The Lions opened the game with a bang, as Cade Brister connected with Erik Henneman on a 69-yard pass to take a 7-0 lead. On the next Lindenwood drive, Brister hit Tyler Chandler on a 12-yard pass to give the Lions a two-score lead. In the second quarter, Brister led the Lions on a long 15-play, 94-yard drive that took 6:30 of game clock. Brister capped off the drive with a three-yard touchdown run, making it a 21-0 lead for Lindenwood.

Lindenwood continued to click on offense, as Brister found Henneman for the second time in the game to make it 28-0 near the end of the half. Drew Seers led the Lindenwood defense with 12 tackles, helping keep the Cardinals off the board for the majority of the 30 minutes of play. William Jewell kicked a field goal at the end of the half to make it a 28-3 Lindenwood lead heading into the break.

The Lions struggled on offense in the second half, while the Cardinals grabbed momentum to score in the third quarter. A quick score in the fourth quarter by William Jewell made it a 28-16 ball game, and put pressure on the Lions. The Lindenwood defense stood strong and used the help of five sacks to keep the Cardinals off the board for the remainder of the game.

Lindenwood leaned heavily on the running game, as Dalton Grohler carried the rock 21 times for 97 yards. Andrew Martin picked on 36 yards on five carries, while the Lions tallied 168 yards on the ground. Brister connected with nine receivers, including seven who had two or more receptions. The Lindenwood defensive line put the pressure on all night, as six players registered a stat in the sack column. Seers made a key stop on fourth down, making a five-yard tackle for loss with 4:45 to go in the game.

GAME LEADERS

Erik Henneman (4 rec, 106 rec yards, 2 TD)

Drew Seers (12 tackles, 7 solo, 5 assists, 1.0 TFL)

Dalton Grohler (21 rushes, 97 rush yards, 3 rec, 19 rec yards)

UP NEXT

Lindenwood will hit the road next week to take on Davenport in a 12:00 p.m. ET/11:00 a.m. CT start time on Saturday in Grand Rapids, Mich.


GAME FOUR | LINDENWOOD 24, DAVENPORT 35

Date: Sep 28, 2019 ▪ Site: Caledonia, Mich. ▪ Stadium: Farmers Ins. Complex ▪ Attendance: 1562

Score by quarters	1	2	3	4	Final	Kickoff time: 12:00 PM ▪ End of Game: 3:03 PM ▪ Total elapsed time: 3:03
Lindenwood	14	0	7	3	24	Temperature: 62 ▪ Wind: SW 10 ▪ Weather: Cloudy
Davenport	0	10	0	25	35	

Quarter	Time	Team	Play	Score (LWU-DU)
1st	09:13	LWU	Rose, Payton 17 yd pass from Brister, Cade (Garner, Brett kick) 6 plays, 53 yards, TOP 1:39	7 - 0
	05:34	LWU	Grohler, Dalton 1 yd run (Garner, Brett kick) 4 plays, 25 yards, TOP 1:32	14 - 0
2nd	07:41	DU	Chris Ahmed 23 yd field goal 13 plays, 69 yards, TOP 7:08	14 - 3
	00:36	DU	Ulice Gillard 20 yd pass from Deondre Ford (Chris Ahmed kick) 7 plays, 61 yards, TOP 2:12	14 - 10
3rd	13:06	LWU	Brister, Cade 2 yd run (Garner, Brett kick) 4 plays, 75 yards, TOP 1:48	21 - 10
4th	13:47	DU	Chris Ahmed 20 yd field goal 11 plays, 52 yards, TOP 5:01	21 - 13
	11:31	DU	M. Johnson 32 yd pass from Deondre Ford (Keion Powers pass from Deondre Ford) 2 plays, 58 yards, TOP 0:40	21 - 21
	07:42	LWU	Garner, Brett 32 yd field goal 9 plays, 28 yards, TOP 3:41	24 - 21
	03:36	DU	Nate Couturier 30 yd pass from Deondre Ford (Chris Ahmed kick) 3 plays, 61 yards, TOP 1:14	24 - 28
	01:52	DU	Deion Powers 49 yd interception return (Chris Ahmed kick)	24 - 35

Lead Slips Away from Football in 35-24 Loss to Davenport

The Lindenwood football team (1-3) lost 35-24 to Davenport (3-0) on Saturday in Caledonia, Mich. The Lions surrendered 25 points in the fourth quarter, and turned the ball over four times in the game.

GAME OVERVIEW

The Lions got off to a strong start for the second-straight week, as Lloyd Lockett sparked the momentum with an interception on the second Davenport drive. Cade Brister and Payton Rose connected three times on the six-play drive, ending in a 17-yard touchdown connection. The Lions forced the Panthers to punt on the ensuing possession, and Dalton Grohler punched in the one-yard touchdown run to make it 14-0.

The Lindenwood defense again stood strong after facing a first-and-goal at its own eight-yard line. The Lions held the Panthers to a field goal, but Davenport was able to find the success it needed. The Panthers drove down the field two possessions later, this time finding the end zone on a 20-yard touchdown pass. Lindenwood still held a 14-10 lead heading into the break.

The Lions came out of halftime and quickly went down the field for a 75-yard touchdown drive that ended in a two-yard touchdown run for Brister. Lindenwood carried a 21-10 lead into the fourth quarter, but the Panthers hit a 20-yard field goal to make it a one-possession game with 13:47 to go in the game. Davenport forced a three-and-out on the next Lindenwood drive, and took the ball 58 yards on just two plays while connecting on the two-point conversion to tie the game at 21-21.

Lindenwood chewed up nearly four minutes on the next drive, resulting in a 32-yard field goal by Brett Garner to regain a 24-21 lead with just under eight minutes to go in the game. The Panther took their first lead of the game at the 3:36 mark to go up 28-24. The Lions were forced into a fourth-and-long situation, resulting in an interception returned for a touchdown to ice the game.

GAME LEADERS

Payton Rose (4 rec, 81 rec yards, 1 TD)
 Spencer Redd (5 KDR, 137 KDR yards)
 Lloyd Lockett (6 tackles, 4 solo, 2 assists, 1 INT)

UP NEXT

The Lions will play their second-straight road game next week as they head to Lebanon, Ill. to take on the McKendree Bearcats on Saturday at 1:00 p.m. The Lions and Bearcats will be featured as the NCAA Division II Football Showcase Game of the Week.


GAME FIVE | LINDENWOOD 45, MCKENDREE 37

Date: Oct 05, 2019 ▪ Site: Lebanon, Ill. ▪ Stadium: Leemon Field ▪ Attendance: 2246

Score by quarters	1	2	3	4	Final	Kickoff time: 1:05 pm ▪ End of Game: 4:23 pm ▪ Total elapsed time: 3:18
Lindenwood	7	14	21	3	45	Temperature: 79 ▪ Wind: NW 5-10 ▪ Weather: Mostly Cloudy
McKendree	7	10	20	0	37	*NCAA Division II Football Showcase Game of the Week*

Quarter	Time	Team	Play	Score (LWU-MCK)
1st	12:44	MCK	Matt Cole 46 yd pass from Turner Pullen (Josh Lazaro kick) 5 plays, 73 yards, TOP 2:16	0 - 7
	02:53	LWU	Rose, Payton 17 yd pass from Brister, Cade (Garner, Brett kick) 3 plays, 39 yards, TOP 1:04	7 - 7
2nd	11:16	LWU	Sutherland, Nash 14 yd run (Garner, Brett kick) 6 plays, 80 yards, TOP 1:48	14 - 7
	05:52	MCK	Caleb Fisher 8 yd pass from Turner Pullen (Ryan Kastl kick) 12 plays, 73 yards, TOP 5:24	14 - 14
3rd	04:20	LWU	Kohls, Jaden 43 yd pass from Brister, Cade (Garner, Brett kick) 3 plays, 79 yards, TOP 1:26	21 - 14
	00:00	MCK	Josh Lazaro 29 yd field goal 12 plays, 56 yards, TOP 4:12	21 - 17
	13:34	LWU	Sutherland, Nash 56 yd pass from Brister, Cade (Garner, Brett kick) 3 plays, 58 yards, TOP 1:21	28 - 17
	13:21	MCK	Matt Cole 100 yd kickoff return (Ryan Kastl kick)	28 - 24
4th	10:54	LWU	Jackson, Najee 4 yd pass from Brister, Cade (Garner, Brett kick) 9 plays, 75 yards, TOP 2:27	35 - 24
	09:44	MCK	Matt Cole 54 yd pass from Turner Pullen (Josh Lazaro kick) 3 plays, 65 yards, TOP 1:07	35 - 31
	03:11	MCK	Steve Leadlove 7 yd pass from Turner Pullen (Ryan Kastl kick failed) 8 plays, 73 yards, TOP 3:40	35 - 37
	00:30	LWU	Gibbons, Glen 19 yd pass from Faddoul, Alex (Garner, Brett kick) 9 plays, 73 yards, TOP 2:33	42 - 37
	10:54	LWU	Garner, Brett 32 yd field goal 8 plays, 66 yards, TOP 3:28	45 - 37

Offense Shines in 45-37 Win for Football

The Lindenwood football team (2-3, 2-0 GLVC) remains undefeated in the Great Lakes Valley Conference after a 45-37 road win over McKendree (1-4, 0-2 GLVC) on Saturday in Lebanon, Ill.

GAME OVERVIEW

The Bearcats opened the game with a long touchdown pass to take a 7-0 lead. Lindenwood immediately responded after Cade Brister hit Payton Rose for a 17-yard touchdown pass. Nash Sutherland ran hard all day and reached the end zone early in the second quarter to give the Lions a 14-7 lead. McKendree tied the game up after putting together a long 12-play drive to make it 14-14.

Brister immediately responded with a 57-yard touchdown pass to Jaden Kohls on the third play of the drive, regaining a one-score lead. The Bearcats hit a field goal as time expired in the first half, resulting in a 21-17 lead at the break. Lindenwood continued the offensive momentum into the second half, as Sutherland took a screen pass 56 yards for a touchdown on the opening drive.

McKendree stopped the bleeding with a 100-yard kickoff return for a touchdown, keeping the Bearcats within striking distance. Lindenwood continued to click on offense, as Brister found Najee Jackson for a four-yard touchdown, making it a 35-24 advantage for the Lions. McKendree did not go away, and scored on back-to-back drive to take a 37-35 lead near the end of the third quarter.

Backup quarterback Alex Faddoul came in and did not miss a beat, as he took the Lions on a nine-play 73-yard drive that was capped off with a 19-yard touchdown pass to Glen Gibbons. The Lindenwood defense stood strong late in the game, as Ricky McCoy picked off a pass in the fourth quarter to stop the talented McKendree offense. Brett Garner was able to hit a 32-yard field goal to give the Lions a 45-37 lead. Lindenwood maintained its lead and held on for the road victory, staying undefeated in conference play.

The Lindenwood offense saw success in both the running and passing game. In the passing game, five different receivers caught a touchdown pass. Sutherland and Kohls each tallied over 100 yards receiving in the game, with each registering a reception over 50 yards. Lindenwood compiled 110 yards on the ground and 489 yards through the air. On the defensive side of the ball, Drew Seers went off for 17 tackles, one tackle for loss, and one fumble recovery.

GAME LEADERS

Cade Brister (22-for-28, 401 yards, 4 TD)


Nash Sutherland (11 rushes, 52 yards, 1 TD, 5 rec, 120 rec yards, 1 TD)

Jaden Kohls (4 rec, 90 yards, 1 TD)

UP NEXT

Lindenwood returns home to take on Truman State on Saturday at 1:00 p.m. at Hunter Stadium in St. Charles, Mo.

LINDENWOOD FOOTBALL RECORD BOOK



LIONS

EST. 1990



LINDENWOOD FOOTBALL RECORD BOOK

Complete record book online at LindenwoodLions.com

TEAM RECORDS - SINGLE GAME

TOTAL OFFENSE

Most Plays:
98 vs. Culver-Stockton (2000)

Most Yards Gained:
735 vs. Evangel (2010)

RUSHING

Most Rushes:
63 vs. Culver-Stockton (1997)

Most Yards Gained:
417 vs. Northeastern State (2017)

Most Rushing Touchdowns:
8 vs. Culver-Stockton (2010)

PASSING

Most Attempts:
62 vs. Culver-Stockton (2000)

Most Completions:
36 vs. Lincoln (2013)

Most Yards Gained:
552 vs. Evangel (2010)

Most Touchdown Passes:
6 vs. Baker (2010)
6 vs. Nebraska-Kearney (2012)

SCORING

Most Points:
90 vs. Culver-Stockton (2010)

Most Points, Both Teams:
113 vs. Lambuth (2008)

Most Points, First Quarter
28 vs. Northwestern (2001)
28 vs. Graceland (2010)
28 vs. Culver-Stockton (2011)

Most Points, Second Quarter
36 vs. Central Methodist (2010)

Most Points, Third Quarter
37 vs. Ottawa (2009)

Most Points, Fourth Quarter
26 vs. Graceland (2011)

Most Points, First Half
49 vs. Evangel (2010)
49 vs. Central Methodist (2010)
49 vs. Graceland (2010)
49 vs. Culver-Stockton (2011)

Most Points, Second Half
44 vs. Ottawa (2009)

Most Touchdowns Scored:
13 vs. Culver-Stockton (2010)

Most PAT Made by Kicking:
12 vs. Culver-Stockton (2010)

Most Two-Point Conversions:
2 vs. Benedictine (2008)

Most Field Goals Made:
4 vs. Avila (2007)

ALL-PURPOSE

Most Yards (since 2004):
1046 vs. Culver-Stockton (2010)

TOTAL DEFENSE

Fewest Total Offense Yards Allowed:
77 vs. Central Methodist (2004)

Fewest Rushing Yards Allowed:
-7 vs. Peru State (1992)
-7 vs. Graceland (2011)

Fewest Passing Yards Allowed:
29 vs. Missouri Valley (1991)

Most Sacks Recorded by:
7 vs. Evangel (2004)
7 vs. Taylor (1995)
7 vs. Emporia State (2016)

INTERCEPTIONS

Most Passes Intercepted by:
6 vs. St. Xavier (1993)

Most Yards on Interception Returns:
130 vs. Central Oklahoma (2016)

Most Touchdowns on Interception Returns:
2 vs. Avila (2004)
2 vs. Nebraska-Kearney (2016)

Most Fumble Recoveries:
7 vs. Trinity International (1991)

Most Turnovers:
9 vs. Trinity International (1991)



Hakim Thomas - 2009 National Championship Game



Matt Angell & Rudy Fleming - 2009 vs Ottawa



INDIVIDUAL RECORDS - SINGLE GAME

TOTAL OFFENSE

Most Plays:

- 74, Cade Brister vs. Central Missouri (2018)
- 74, Cade Brister vs. Missouri Western (2018)
- 68, Cade Brister vs. Central Oklahoma (2018)
- 67, Cade Brister vs. Midwestern State (2019)
- 62, Najee Jackson vs. Emporia State (2017)
- 62, Cade Brister vs. Eastern Washington (2019)
- 61, Cade Brister vs. Northwest Missouri (2018)
- 59, Graham Lindman vs. Northwest Missouri (2014)
- 59, Najee Jackson vs. Fort Hays (2017)
- 58, Graham Lindman vs. Central Oklahoma (2014)

Most Yards Gained:

- 474, Ben Gomez vs. Nebraska-Kearney (2012)
- 458, Philip Staback vs. Baker (2010)
- 433, Ben Kisner vs. Morningside (2008)
- 418, Philip Staback vs. Missouri Valley (2010)
- 415, Cade Brister vs. Central Missouri (2018)
- 406, Ben Gomez vs. Evangel (2008)
- 401, Cade Brister vs. McKendree (2019)
- 398, Najee Jackson vs. Emporia State (2017)
- 395, Dillon Miller vs. Central Missouri (2013)
- 389, Cade Brister vs. Emporia State (2018)

RUSHING

Most Rushes:

- 43, DeDe Dorsey vs. Graceland (2005)
- 40, Marceo Haywood vs. Evangel (1999)
- 36, Derron Parquet vs. MidAmerica Nazarene (2004)
- 35, Adam Saperstein vs. Cumberland (1990)
- 35, Adam Saperstein vs. Hardin-Simmons (1991)
- 32, Ron Huskey vs. Missouri Valley (2000)
- 32, DeDe Dorsey vs. Northwestern (2004)
- 31, Sherwin Ellis vs. Northwestern (2003)
- 31, Derron Parquet vs. Central Methodist (2004)
- 31, Derron Parquet vs. Missouri Valley (2004)
- 31, DeDe Dorsey vs. Hastings (2004)
- 31, DeDe Dorsey vs. Evangel (2005)

Most Yards Gained

- 271, DeDe Dorsey vs. Graceland (2005)
- 246, DeDe Dorsey vs. Evangel (2005)
- 235, Marceo Haywood vs. Butler (1999)
- 235, Adam Saperstein vs. Cumberland (1990)
- 228, Denodus O'Bryant vs. Washburn (2012)
- 220, Adam Saperstein vs. St. Ambrose (1991)
- 215, DeDe Dorsey vs. Culver-Stockton (2004)
- 214, Adam Saperstein vs. Hardin-Simmons (1991)
- 198, DeDe Dorsey vs. Northwestern (2004)
- 196, Marceo Haywood vs. MidAmerica Nazarene (1998)

Most Touchdowns Scored by Rushing:

- 6, DeDe Dorsey vs. Graceland (2005)
- 5, Adam Saperstein vs. Hardin-Simmons (1991)
- 4, Connor Harris vs. Northeastern State (2014)
- 3, numerous times

Longest Rush:

- 88, Denodus O'Bryant vs. Washburn (2012)
- 87, Nash Sutherlin vs. Pittsburg State (2018)
- 84, Denodus O'Bryant vs. Central Missouri (2011)
- 84, Richard Murrell vs. Georgetown (2007)
- 82, Denodus O'Bryant vs. Evangel (2009)
- 81, Sherwin Ellis vs. Evangel (2003)
- 81, Hakeem Abdullah vs. Georgetown (2007)
- 80, Donnie Dillard vs. Trinity International (1995)
- 80, Wallace Santee vs. Central Methodist (1997)
- 80, Denodus O'Bryant vs. Pittsburg State (2012)
- 79, DeDe Dorsey vs. Central Methodist (2005)
- 79, Denodus O'Bryant vs. Truman State (2012)

PASSING

Most Attempts:

- 58, Mike Hofbauer vs. Baker (2000)
- 57, Graham Lindman vs. Northwest Missouri (2014)
- 55, Dillon Miller vs. Fort Hays (2014)
- 54, Graham Lindman vs. Central Oklahoma (2014)
- 53, Cade Brister vs. Central Missouri (2018)
- 53, Cade Brister vs. Missouri Western (2018)
- 52, Dillon Miller vs. Lincoln (2013)
- 52, Dillon Miller vs. Central Missouri (2013)
- 50, Cade Brister vs. Eastern Washington (2019)
- 49, Najee Jackson vs. Emporia State (2017)

Most Completions:

- 34, Dillon Miller vs. Lincoln (2013)
- 32, Ben Kisner vs. Morningside (2008)
- 31, Dillon Miller vs. Fort Hays (2014)
- 30, Max Brown vs. Benedictine (1997)
- 30, Mike Hofbauer vs. Baker (2000)
- 31, Cade Brister vs. Missouri Western (2018)
- 30, Najee Jackson vs. Emporia State (2017)
- 29, Dillon Miller vs. Central Missouri (2013)
- 29, Najee Jackson vs. Fort Hays (2017)
- 29, Cade Brister vs. Central Missouri (2018)

Most Yards Gained:

- 480, Ben Gomez vs. Nebraska-Kearney (2012)
- 445, Ben Kisner vs. Morningside (2008)
- 439, Mike Hofbauer vs. Baker (2000)
- 436, Philip Staback vs. Baker (2010)
- 407, Ben Gomez vs. Lincoln (2012)
- 406, Ben Kisner vs. Evangel (2008)
- 404, Philip Staback vs. Missouri Valley (2010)
- 401, Cade Brister vs. McKendree (2019)
- 393, Max Brown vs. Benedictine (1996)
- 390, Dillon Miller vs. Central Missouri (2013)

Most Touchdown Passes:


- 6, Philip Staback vs. Baker (2010)
- 6, Ben Gomez vs. Nebraska-Kearney (2012)
- 5, Max Brown vs. Graceland (1996)
- 5, Ben Kisner vs. Lambuth (2008)
- 5, Philip Staback vs. Central Methodist (2010)
- 5, Philip Staback vs. Avila (2010)
- 5, Ben Gomez vs. Lincoln (2012)
- 5, Cade Brister vs. Emporia State (2018)
- 4, numerous times



Billy Clark
2007-10



Ben Kisner
2005-08



Hakeem Abdullah
2006-07



Jeff Hynes
2006-09



Alex Robinson - 2011 vs. Central Missouri



Philip Staback - 2009 National Championship Game



Marcel Thompson - 2009 vs. Ottawa



Malach Radigan - 2012 vs. Lincoln

Longest Pass:

- 88. Cory Nesslage to Mark Henrie vs. Peru State (1994)
- 87. Dillon Miller to Denodus O'Bryant vs. Pittsburg State (2012)
- 85. Emilia Salazar to George Mumphard (2004)
- 85. Mason Bendigo to DeSean Warren vs. Pittsburg St.(2016)
- 83. Dillon Miller to Andrew Helmick vs. Winona State (2012)
- 83. Dillon Miller to Alex Robinson vs. Central Missouri (2013)
- 82. John Uribe to Andrew Helmick vs. Azusa Pacific (2011)
- 80. Bryce MacDonald to Jim Paddock vs. Okla. Panhandle (1992)
- 80. Dillon Miller to Denodus O'Bryant vs. Pittsburg State (2012)
- 80. Allen Thigpen to DeSean Warren vs. Fort Hays St.(2016)

RECEIVING

Most Passes Caught:

- 16. Jaron Alexander vs. Central Missouri (2013)
- 15. Mike Wyrick vs. Culver-Stockton (2000)
- 14. Deantrell Prince vs. Washburn (2016)
- 12. Dominic Peterson vs. Culver-Stockton (2007)
- 11. Mario Patton vs. St. Xavier (1995)
- 11. Jamere Holland vs. Missouri Valley (2010)
- 11. Jaron Alexander vs. Central Missouri (2014)
- 10. numerous times

Most Yards Gained:

- 218. Andrew Helmick vs. Missouri Southern (2012)
- 213. Andrew Helmick vs. Truman State (2012)
- 201. Andrew Helmick vs. Winona State (2012)
- 200. Andrew Helmick vs. Nebraska-Kearney (2012)
- 184. George Mumphard vs. MidAmerica Nazarene (2005)
- 176. Carlton Rivers vs. Benedictine (1996)
- 175. Deantrell Prince vs. Fort Hays (2017)
- 174. Mike Wyrick vs. Culver-Stockton (2000)
- 174. Matt Bramow vs. Evangel (2010)
- 172. Jamere Holland vs. Baker (2010)
- 172. Greg Coble vs. Nebraska-Kearney (2015)
- 172. DeSean Warren vs. Pittsburg State (2016)

Most Touchdown Passes Caught:

- 4. Erik Henneman vs. Missouri Southern (2018)**
- 3. Mario Patton vs. Graceland (1996)
- 3. Mark Henrie vs. Olivet Nazarene (1994)
- 3. Andrew Helmick vs. Texas A&M-Kingsville (2011)
- 3. Andrew Helmick vs. Kansas Wesleyan (2011)
- 3. Andrew Helmick vs. Missouri Southern (2012)
- 2. numerous times



Jaron Alexander
2012-15



Rudy Fleming
2008-09



Matt Bramow
2008-10



Dillon Miller
2012-14



PUNTING

Longest Punt:

- 81, Zac Atterberry vs. William Jewell (2004)
- 76, Reggie Kratzer vs. Central Methodist (1999)
- 75, Zac Atterberry vs. Graceland (2006)
- 72, Zac Atterberry vs. MidAmerica Nazarene (2007)
- 71, Zac Atterberry vs. Culver-Stockton (2004)

INTERCEPTIONS

Most Interceptions:

- 3, Bakari Triggs vs. Central Oklahoma (2016)
- 2, numerous times

Most Yards on Interception Returns:

- 125, Derek Coxson vs. Evangel (2006)
- 123, Bakari Triggs vs. Central Oklahoma (2016)
- 100, Larry Gladney vs. Culver-Stockton (2006)
- 99, Tyler Kasper vs. Georgetown (2007)
- 96, Jared Shoemaker vs. Central Methodist (2005)
- 96, Justin Broome vs. Saint Joseph's (2011)
- 85, Blake Conreaux vs. Graceland (2008)
- 82, Logen Wright vs. Central Methodist (2006)
- 82, Drew Seers vs. Pittsburg State (2018)**
- 80, Jim Paddock vs. Southwestern (1990)

Longest Interception Return:

- 100, Larry Gladney vs. Culver-Stockton (2006)
- 100, Derek Coxson vs. Evangel (2006)
- 96, Jared Shoemaker vs. Central Methodist (2005)
- 94, Justin Broome vs. Saint Joseph's (2011)
- 85, Blake Conreaux vs. Graceland (2008)
- 82, Logen Wright vs. Central Methodist (2006)
- 82, Drew Seers vs. Pittsburg State (2018)**
- 80, Jim Paddock vs. Southwestern (1990)
- 79, Cody Fogle vs. Culver-Stockton (2010)
- 78, Mark Felicelli vs. Graceland (1997)



Sterling Thomas
2012-15



Billy Ray Uren
2005-09

PUNT RETURNS

Most Punt Returns:

- 6, Thomas Christian vs. Evangel (2007)
- 5, Julian Smith vs. MidAmerica Nazarene (1996)
- 5, Julian Smith vs. Georgetown (1993)
- 5, Mike Bunton vs. Graceland (2011)
- 5, Mike Bunton vs. Missouri S&T (2011)
- 5, Wesley Thomas vs. Pittsburg State (2016)
- 4, numerous times

Most Yards on Punt Returns:

- 116, Adam Saperstein vs. Missouri Valley (1991)
- 113, Mike Bunton vs. Graceland (2011)
- 100, Jamere Holland vs. Culver-Stockton (2010)
- 98, Mike Bunton vs. Texas A&M-Kingsville (2011)
- 92, Mike Bunton vs. Graceland (2011)
- 89, Cornelius Campbell vs. Graceland (1999)
- 86, Jamere Holland vs. Central Methodist (2010)
- 85, Adam Saperstein vs. Lane (1991)
- 85, Julian Smith vs. Midland Lutheran (1995)
- 84, Damian James vs. Culver-Stockton (2009)

Longest Punt Return:

- 90, Mike Bunton vs. Saint Joseph's (2011)
- 89, Cornelius Campbell vs. Graceland (1999)
- 85, Adam Saperstein vs. Lane (1991)
- 85, Julian Smith vs. Midland Lutheran (1995)
- 84, Jamere Holland vs. Central Methodist (2010)
- 80, Therman McGowan vs. Culver-Stockton (2011)
- 79, Damian James vs. Culver-Stockton (2009)
- 77, Mike Bunton vs. Texas A&M-Kingsville (2011)
- 76, Andrew Helmick vs. Missouri Southern (2012)
- 72, Adam Saperstein vs. Missouri Valley (1991)

KICKOFF RETURNS

Most Kickoff Returns:

- 8, Lavarrie Johnson vs. Northwest Missouri (2014)
- 6, Bobby Mason vs. Benedictine (2005)
- 6, Tobias vs. Evangel (2000)
- 6, Julian Smith vs. Findlay (1995)
- 6, Lavarrie Johnson vs. Pittsburg State (2015)
- 6, Cameron Sanders vs. Central Oklahoma (2018)
- 6, Spencer Redd vs. Eastern Washington (2019)**

Most Yards on Kickoff Returns:

- 198, Cameron Sanders vs. Central Oklahoma (2018)
- 153, Bakari Triggs vs. Missouri Western (2016)
- 144, Tony Tobias vs. Evangel (2000)
- 143, McCray Harris vs. Missouri Valley (2006)
- 142, Denodus O'Bryant vs. Central Missouri (2012)
- 140, Nate Orlando vs. Carroll (2008)
- 137, Spencer Redd vs. Davenport (2019)**
- 135, Greg Coble vs. Nebraska-Kearney (2014)
- 133, Spencer Redd vs. Eastern Washington (2019)**
- 130, Andrew Helmick vs. Central Oklahoma (2011)


Longest Kickoff Return:

- 100, Andrew Helmick vs. Central Oklahoma (2011)
- 100, Denodus O'Bryant vs. Central Missouri (2012)
- 99, Bakari Triggs vs. Missouri Western (2017)
- 97, Tony Tobias vs. Olivet Nazarene (2000)
- 97, McCray Harris vs. Missouri Valley (2006)
- 97, Lavarrie Johnson vs. Washburn (2014)
- 95, Denodus O'Bryant vs. Benedictine (2010)
- 95, Tre' Roby vs. Washburn (2013)
- 94, Nate Orlando vs. Carroll (2008)
- 94, Denodus O'Bryant vs. Baker (2009)
- 94, Denodus O'Bryant vs. Ottawa (2009)

ALL-PURPOSE YARDS

Most Yards (since 2004):

- 328, Andrew Helmick vs. Missouri Southern (2012)
- 311, Denodus O'Bryant vs. Pittsburg State (2012)
- 307, Denodus O'Bryant vs. Benedictine (2010)
- 278, Denodus O'Bryant vs. Washburn (2012)
- 273, Denodus O'Bryant vs. Culver-Stockton (2010)
- 271, Denodus O'Bryant vs. Central Missouri (2012)
- 271, DeDe Dorsey vs. Graceland (2005)
- 266, Hakeem Abdullah vs. Central Methodist (2007)
- 264, Andrew Helmick vs. Truman (2012)
- 255, Denodus O'Bryant vs. Carroll (2009)



Matt Bramow - 2009 National Championship Game



Connor Harris - 2016 vs. Missouri Southern



Justin Broome - 2011 vs. Central Missouri



Denver Price - 2008 vs Lambuth

SCORING

Most Points Scored:

- 36, DeDe Dorsey vs. Graceland (2005)
- 30, Adam Saperstein vs. Hardin-Simmons (1991)
- 24, Adam Saperstein vs. Lane (1991)
- 24, Nate Orlando vs. Culver-Stockton (2010)
- 24, Andrew Helmick vs. Missouri Southern (2012)
- 24, Connor Harris vs. Northeastern State (2014)
- 24, Erik Henneman vs. Missouri Southern (2018)**
- 20, Derron Parquet vs. Missouri Valley (2004)
- 18, numerous times

Most Touchdowns Scored:

- 6, DeDe Dorsey vs. Graceland (2005)
- 5, Adam Saperstein vs. Hardin-Simmons (1991)
- 4, Adam Saperstein vs. Lane (1991)
- 4, Nate Orlando vs. Culver-Stockton (2010)
- 4, Andrew Helmick vs. Missouri Southern (2012)
- 4, Connor Harris vs. Northeastern State (2014)
- 4, Erik Henneman vs. Missouri Southern (2018)**
- 3, numerous times

Most Field Goals Made:

- 4, Halley Ferrell vs. Avila (2007)
- 3, Halley Ferrell vs. Baker (2007)
- 3, Halley Ferrell vs. Central Methodist (2007)
- 3, Dante Buscaglia vs. Baker (2000)
- 3, Dante Buscaglia vs. Culver-Stockton (1998)
- 3, Steve Pinkerton vs. Southwest Minnesota State (1992)
- 3, James Neal vs. William Jewell (2010)
- 3, James Neal vs. Texas A&M-Kingsville (2011)
- 3, James Neal vs. Washburn (2012)
- 3, James Neal vs. Pittsburg State (2012)
- 3, Travis Spraul vs. Washburn (2017)

Most Extra Points Made by Kicking:

- 11, James Neal vs. Graceland (2010)
- 10, Dante Buscaglia vs. Central Methodist (1999)
- 10, Halley Ferrell vs. William Jewell (2009)
- 10, James Neal vs. Culver-Stockton (2011)
- 9, Halley Ferrell vs. Evangel (2009)
- 9, Halley Ferrell vs. Central Methodist (2009)
- 8, several times

Most Extra Points Attempted by Kicking:

- 11, James Neal vs. Graceland (2010)
- 10, Dante Buscaglia vs. Central Methodist (1999)
- 10, Halley Ferrell vs. Culver-Stockton (2009)
- 10, Halley Ferrell vs. William Jewell (2009)
- 10, James Neal vs. Culver-Stockton (2011)
- 9, several times

Most Points Scored by Kicking:

- 18, Halley Ferrell vs. Avila (2007)
- 16, Dante Buscaglia vs. Central Methodist (1999)
- 14, Halley Ferrell vs. Baker (2007)
- 14, James Neal vs. Pittsburg State (2012)
- 13, Dante Buscaglia vs. Culver-Stockton (1998)
- 13, Halley Ferrell vs. MidAmerica Nazarene (2009)
- 13, Halley Ferrell vs. William Jewell (2009)
- 13, James Neal vs. Kansas Wesleyan (2011)
- 12, Halley Ferrell vs. Central Methodist (2007)
- 12, Halley Ferrell vs. Central Methodist (2009)

Longest Field Goal:


- 52, Steve Pinkerton vs. Southwest Minnesota State (1992)
- 50, Halley Ferrell vs. Avila (2007)
- 48, Zac Atterberry vs. Baker (2005)
- 47, Dante Buscaglia vs. Graceland (1999)
- 46, Steve Pinkerton vs. Southwest Minnesota State (1992)
- 46, Halley Ferrell vs. Central Methodist (2007)
- 45, Steve Pinkerton vs. Campbellsville (1992)
- 45, Dante Buscaglia vs. Graceland (1999)
- 45, Dante Buscaglia vs. Baker (2000)
- 45, Halley Ferrell vs. MidAmerica Nazarene (2007)



Jamere Holland
2010



Parks Peterson
2009-10



Halley Farrell
2006-09



TEAM RECORDS - SINGLE SEASON



Mike Errante
2006-09

TOTAL OFFENSE

Most Plays:
887 (2008)

Most Plays Per Game:
76.0 (2018)

Most Yards Gained:
6894 (2009)

Most Yards Gained Per Game:
551.5 (2010)

Highest Average Gain Per Play:
8.9 (2010)

RUSHING

Most Rushes:
506 (2004)

Most Rushes Per Game Average:
42.2 (2004)

Most Yards Gained:
2796 (2009)

Most Yards Gained Per Game:
199.7 (2009)

Highest Average Gain Per Rush:
6.7 (2009)

Most Rushing Touchdowns:
49 (2009)

PASSING

Most Attempts:
489 (2014)

Most Attempts Per Game:
44.5 (2014)

Most Completions:
282 (2009)

Most Completions Per Game:
25.1 (2013)

Most Yards Gained:
4098 (2009)

Most Yards Gained Per Game:
358.7 (2010)

Highest Average Gain Per Attempt:
12.4 (2010)

Highest Average Gain Per Completion:
17.3 (2010)

Highest Percentage Completed:
.719 (2010)

Most Touchdown Passes
42 (2010)

Most Touchdown Passes Per Game:
3.8 (2010)

PUNTING

Highest Punting Average:
42.0 (2010)

SCORING

Most Points:
744 (2009)

Most Points Per Game:
53.1 (2009)

ALL-PURPOSE YARDS

Most Yards (since 2004):
8891 (2009)

Most Yards/Game (since 2004):
688.3 (2010)

TOTAL DEFENSE

Fewest Yards Allowed:
2981 (2004)

Fewest Yards Allowed Per Game:
248.4 (2004)

Lowest Average Yards Allowed Per Play:
3.68 (2004)

RUSHING DEFENSE

Fewest Yards Allowed:
1146 (2004)

Fewest Yards Allowed Per Game:
95.5 (2004)

Lowest Average Yards Allowed Per Rush:
2.43 (2004)

PASS DEFENSE

Fewest Yards Allowed:
1476 (1995)

Fewest Yards Allowed Per Game:
134.2 (1995)

Fewest Yards Allowed Per Attempt:
5.42 (2004)

Fewest Yards Allowed Per Completion:
10.11 (2007)

Lowest Completion Percentage Allowed:
.469 (1995)

Most Passes Intercepted by:

23 (2008)

23 (2009)

Most Passes Intercepted by Per Game:

1.77 (2008)

Most Touchdowns on Interception Returns:

4 (2008)

4 (2009)

SCORING DEFENSE

Fewest Points Allowed:
152 (2004)

Fewest Points Allowed Per Game:
12.7 (2004)

Most Points Allowed:

397 (1994)

Most Points Allowed Per Game:

39.7 (1994)

MISCELLANEOUS

Most Consecutive Victories
13 (2009)

Most Consecutive Games Without Being Shut Out:

99 (2003-2011)

Most Overtimes in a Single Game:

2 (2005 vs. Missouri Valley)

Most Shutouts:

2 (1991 and 1995)



TJ Prell
2007-09



Malach Radigan
2009-12



Brian Schaefering
2007



INDIVIDUAL RECORDS - SINGLE SEASON

TOTAL OFFENSE

Most Plays:

- 588, Cade Brister (2018)**
- 455, Najee Jackson (2017)**
- 430, Ben Kisner (2008)
- 421, Philip Staback (2009)
- 378, Ben Kisner (2007)
- 335, Dillon Miller (2013)
- 332, Graham Lindman (2014)
- 325, John Uribe (2011)
- 310, Emilia Salazar (2004)
- 298, Cory Nessler (1994)

Most Yards Gained:

- 3596, Philip Staback (2009)
- 3554, Ben Kisner (2008)
- 3442, Philip Staback (2010)
- 2982, Cade Brister (2018)**
- 2583, Najee Jackson (2017)**
- 2569, Ben Kisner (2007)
- 2263, Dillon Miller (2013)
- 2022, John Uribe (2011)
- 1874, Emilia Salazar (2004)
- 1772, Ben Kisner (2012)

Most Touchdowns Responsible For:

- 42, Philip Staback (2009)
- 36, Philip Staback (2010)
- 33, Ben Kisner (2008)
- 27, Cade Brister (2018)**
- 24, Denodus O'Bryant (2009)
- 21, Ben Kisner (2007)
- 20, Najee Jackson (2017)**
- 19, John Uribe (2011)
- 18, DeDe Dorsey (2005)
- 18, Emilia Salazar (2004)

RUSHING

Most Rushes:

- 280, DeDe Dorsey (2005)
- 219, Adam Saperstein (1990)
- 210, Marceo Haywood (1998)
- 199, Hakeem Abdullah (2007)
- 198, Denodus O'Bryant (2012)
- 191, Cade Brister (2018)**
- 155, Derron Parquet (2004)
- 151, Dario Camacho (2008)
- 150, David Goodwill (1994)
- 149, Hakeem Abdullah (2006)
- 136, Marvin Byrd (2013)

100-yard rushing games:

- 8, DeDe Dorsey (2005)

200-yard rushing games:

- 2, DeDe Dorsey (2005)
- 2, Adam Saperstein (1991)

Most Yards Gained:

- 1600, DeDe Dorsey (2005)
- 1509, Marceo Haywood (1999)
- 1205, Denodus O'Bryant (2012)
- 1155, Hakeem Abdullah (2007)
- 1136, Adam Saperstein (1991)
- 1130, Marceo Haywood (1998)
- 1059, Adam Saperstein (1990)
- 1000, Denodus O'Bryant (2009)
- 899, Hakeem Abdullah (2006)
- 841, DeDe Dorsey (2004)

Most Rushing Touchdowns Scored:

- 16, DeDe Dorsey (2005)
- 15, Marceo Haywood (1998)
- 15, Denodus O'Bryant (2009)
- 13, Marceo Haywood (1999)
- 13, Dario Camacho (2008)
- 12, Adam Saperstein (1991)
- 12, Nate Orlando (2010)
- 11, Hakeem Abdullah (2007)
- 11, Richard Murrell (2007)
- 11, Denodus O'Bryant (2012)

PASSING

Most Attempts:

- 411, Ben Kisner (2008)
- 397, Cade Brister (2018)**
- 351, Philip Staback (2009)
- 351, Najee Jackson (2017)**
- 349, Ben Kisner (2007)
- 319, Dillon Miller (2013)
- 301, Graham Lindman (2014)
- 271, John Uribe (2011)
- 269, Emilia Salazar (2004)
- 251, Philip Staback (2010)

Most Completions:

- 263, Ben Kisner (2008)
- 237, Philip Staback (2009)
- 227, Cade Brister (2018)**
- 210, Ben Kisner (2007)
- 194, Dillon Miller (2013)
- 194, Najee Jackson (2017)**
- 189, Philip Staback (2010)
- 165, John Uribe (2011)
- 155, Graham Lindman (2014)
- 151, Max Brown (1997)
- 128, Emilia Salazar (2004)

Most Yards Gained:

- 3655, Ben Kisner (2008)
- 3381, Philip Staback (2009)
- 3329, Philip Staback (2010)
- 2549, Ben Kisner (2007)
- 2433, Cade Brister (2018)**
- 2366, Najee Jackson (2017)**
- 2334, Dillon Miller (2013)
- 2204, John Uribe (2011)
- 2138, Max Brown (1996)
- 2124, Max Brown (1998)

Most Touchdown Passes:

- 36, Philip Staback (2009)
- 34, Philip Staback (2010)
- 33, Ben Kisner (2008)
- 21, Cade Brister (2018)**
- 19, Ben Kisner (2007)
- 19, John Uribe (2011)
- 18, Emilia Salazar (2004)
- 16, Cory Nessler (1994)
- 16, Max Brown (1996)
- 16, Najee Jackson (2017)**

200-yard passing games:

- 11, Ben Kisner (2008)
- 11, Philip Staback (2009)

300-yard passing games:

- 6, Philip Staback (2010)

400-yard passing games:

- 2, Ben Kisner (2008)
- 2, Philip Staback (2010)
- 2, Ben Gomez (2012)



Andrew Helmick - 2012 vs. Nebraska-Kearney



RECEIVING

Most Passes Caught:

- 69, Kendell Sparks (2016)
- 67, Rudy Fleming (2008)
- 66, Andrew Helmick (2012)
- 58, Mario Patton (1995)
- 57, Rudy Fleming (2009)
- 57, Erik Henneman (2018)**
- 56, Andrew Helmick (2011)
- 55, Steven Kennedy (2004)
- 55, Jaron Alexander (2014)
- 53, Marcel Thompson (2009)

Most Yards Gained:

- 1363, Andrew Helmick (2012)
- 1056, Rudy Fleming (2008)
- 980, Rudy Fleming (2009)
- 901, Andrew Helmick (2011)
- 899, Jamere Holland (2010)
- 893, Matt Bramow (2010)
- 844, Marcel Thompson (2009)
- 837, George Mumphard (2004)
- 831, DeSean Warren (2016)
- 804, Steven Kennedy (2004)

Most Touchdown Passes Caught:

- 14, Andrew Helmick (2012)
- 12, Matt Bramow (2009)
- 12, Andrew Helmick (2011)
- 11, Rudy Fleming (2008)
- 11, Matt Bramow (2010)
- 9, Steven Kennedy (2004)
- 9, George Mumphard (2004)
- 9, Erik Henneman (2018)**
- 8, numerous times

100-yard receiving games:

- 6, Andrew Helmick (2012)

200-yard receiving games:

- 4, Andrew Helmick (2012)

PUNTING

Highest Average (min. 20 punts):

- 44.4, Matt Klingler (2015)

INTERCEPTIONS

Most Interceptions:

- 9, Pierre Desir (2012)
- 6, Brandon Gould (2009)
- 6, Marcus Klund (2003)
- 6, Bakari Triggs (2016)
- 5, Marcus Klund (2004)
- 5, Brandon Gould (2008)
- 4, numerous times

Most Yards on Interception Returns:

- 203, Justin Broome (2011)
- 174, Bakari Triggs (2016)
- 125, Derek Coxson (2006)
- 122, Jared Shoemaker (2007)
- 112, Brandon Gould (2008)
- 104, Damian James (2009)
- 100, Larry Gladney (2006)
- 99, Tyler Kasper (2007)
- 96, Jared Shoemaker (2005)
- 87, Logen Wright (2006)

PUNT RETURNS

Most Punt Returns:

- 28, Mike Bunton (2011)
- 25, Thomas Christian (2007)
- 21, Rudy Fleming (2008)
- 21, Bobby Mason (2005)
- 20, Wesley Thomas (2016)
- 16, Adam Saperstein (1991)
- 16, Kendell Sparks (2017)
- 15, Ricky Moore (2006)
- 15, Tre' Roby (2015)
- 14, George Mumphard (2005)
- 14, T.J. Riley (2004)

Most Yards of Punt Returns:

- 508, Mike Bunton (2011)
- 328, Thomas Christian (2007)
- 254, Adam Saperstein (1991)
- 230, Jamere Holland (2010)
- 228, Bobby Mason (2005)
- 223, Rudy Fleming (2008)
- 197, Kendell Sparks (2017)
- 196, Therman McGowan (2011)
- 185, Roren Thomas (1995)
- 170, Julian Smith (2009)

Most Touchdowns Scored on Punt Returns:

- 3, Mike Bunton (2011)
- 3, Therman McGowan (2011)

KICKOFF RETURNS

Most Kickoff Returns:


- 29, Cameron Sanders (2018)
- 24, Julian Smith (1994)
- 20, Lavarrie Johnson (2014)
- 20, Bakari Triggs (2015)
- 19, Lavarrie Johnson (2015)
- 19, Kendell Sparks (2017)
- 16, numerous times



Bakari Triggs
2015-17



Deshaun Lawson
2013-16



Christian Golder
2011



Dan Carlisle
2006-10

Most Yards on Kickoff Returns:

- 616, Cameron Sanders (2018)
- 477, Denodus O'Bryant (2009)
- 469, Kendell Sparks (2016)
- 450, McCray Harris (2006)
- 450, Julian Smith (1994)
- 421, Mike Bunton (2008)
- 401, Lavarrie Johnson (2014)
- 399, Bakari Triggs (2015)
- 398, Kendell Sparks (2017)
- 384, Denodus O'Bryant (2010)

Most Touchdowns Scored on Kickoff Return:

- 4, Denodus O'Bryant (2009)

ALL-PURPOSE

Most Yards (since 2004):

- 2042, Denodus O'Bryant (2012)
- 1853, DeDe Dorsey (2005)
- 1805, Andrew Helmick (2012)
- 1793, Hakeem Abdullah (2007)
- 1751, Denodus O'Bryant (2009)
- 1620, Denodus O'Bryant (2010)
- 1407, Jamere Holland (2010)
- 1343, Rudy Fleming (2008)
- 1323, Cameron Sanders (2018)
- 1308, Andrew Helmick (2011)

SCORING

Most Points Scored:

- 144, Denodus O'Bryant (2009)
- 116, Halley Ferrell (2009)
- 108, DeDe Dorsey (2005)
- 102, Marceo Haywood (1998)
- 102, Denodus O'Bryant (2010)
- 98, Halley Ferrell (2007)
- 96, Dario Camacho (2008)
- 96, Andrew Helmick (2012)
- 90, Adam Saperstein (1991)
- 90, Denodus O'Bryant (2012)

Most Touchdowns Scored:

- 24, Denodus O'Bryant (2009)
- 18, DeDe Dorsey (2005)
- 17, Marceo Haywood (1998)
- 17, Denodus O'Bryant (2010)
- 16, Rudy Fleming (2008)
- 16, Andrew Helmick (2012)
- 15, Adam Saperstein (1991)
- 15, Denodus O'Bryant (2012)
- 14, Marceo Haywood (1999)
- 14, Hakeem Abdullah (2007)



Most Consecutive Games Scoring a Touchdown:

12, Marceo Haywood (1998-99)*
 * scored in all 10 games in 1999

Most Field Goals Made:

17, Halley Ferrell (2007)

Most Extra Points Made by Kicking:

92, Halley Ferrell (2009)

DEFENSE

Tackles (since 2004):

184, Connor Harris (2015)
 152, Connor Harris (2014)
 138, Connor Harris (2016)
 126, Connor Harris (2012)
108, Darrius Williams (2018)
103, Grady Daniels (2018)
100, Darrius Williams (2017)
96, Drew Seers (2018)
 93, Jake Sharp (2005)
 90, Logen Wright (2006)

Solo Tackles (since 2004):

86, Connor Harris (2015)
 83, Connor Harris (2014)
 74, Connor Harris (2016)
63, Darrius Williams (2017)
 61, Wesley Thomas (2016)
 60, Connor Harris (2012)
 56, Brandon Gould (2008)
 55, CJ Bivens (2017)
55, Darrius Williams (2018)
55, Grady Daniels (2018)

Assisted Tackles (since 2004):

98, Connor Harris (2015)
 69, Connor Harris (2014)
 66, Connor Harris (2012)
 64, Connor Harris (2016)
 56, Jake Sharp (2005)
 54, Donald Cayton (2004)
53, Darrius Williams (2018)
 51, Logen Wright (2006)
50, Drew Seers (2018)
 49, Dan Carlisle (2007)

Tackles for Loss (since 2004):


15.0, Mike Sullivan (2004)
 14.5, Jeremy Coley (2007)
 14.5, Dino Morales (2004)
 13.0, T.J. Prell (2009)
 12.5, Connor Harris (2015)
12.5, Drew Seers (2018)
 11.5, Joe Day (2012)
 11.5, Jonathan Harris (2018)




Connor Harris
2012-16



Logen Wright
2005-09



Zac Atterberry
2004-07



Matt Klingler
2014-15

Sacks (since 2004):

7.5, Billy Ray Uren (2008)
 7, Dino Morales (2004)
 6.5, Mike Sullivan (2004)
 6.5, Mike Sullivan (2005)
 6.5, Brian Schaefering (2007)
 6, Joe Day (2012)
 6, Cody Reider (2011)
 6, Cody Reider (2012)
 6, Jonathan Harris (2016)
 6, Jonathan Harris (2018)

Fumble Recoveries (since 2004):

4, Dan Carlisle (2007)

Fumble Return Yards (since 2004):

70, Hakim Thomas (2009)
 62, Logen Wright (2006)
 48, Stephen Frichtl (2008)
 48, DeDe Dorsey (2004)
 46, Chris Howard (2011)
 46, Wesley Thomas (2016)

Forced Fumbles (since 2009):

3, Nick Tepea (2010)
 3, Alex Meraz (2009)

Blocked Kicks (since 2004):

4, Logen Wright (2009)

INDIVIDUAL RECORDS - CAREER

TOTAL OFFENSE

Most Plays:

1192, Ben Kisner (2005-08)
849, Cade Brister (2018-)
 704, Philip Staback (2009-10)
 633, Dillon Miller (2012-14)
516, Najee Jackson (2017-)
 449, Denodus O'Bryant (2009-12)
 421, Mason Bendigo (2015-18)
 375, DeDe Dorsey (2004-05)
 332, Graham Lindman (2014)
 325, John Uribe (2011)

Most Yards Gained:

8359, Ben Kisner (2005-08)
 7038, Philip Staback (2009-10)
4587, Cade Brister (2018-)
 4366, Dillon Miller (2012-14)
3345, Najee Jackson (2017-)
 3237, Denodus O'Bryant (2009-12)
 2397, Mason Bendigo (2015-18)
 2273, DeDe Dorsey (2004-05)
 2024, Ben Gomez (2012-13)
 2022, John Uribe (2011)

RUSHING

Most Rushes:

449, Denodus O'Bryant (2009-12)
 405, DeDe Dorsey (2004-05)
 348, Hakeem Abdullah (2006-07)
 268, Nate Orlando (2007-08, 10)
261, Cade Brister (2018-)
 255, Calen Campbell (2015-17)
 250, Lavarrie Johnson (2014-15)
 237, Marvin Byrd (2011-14)
 219, Adam Saperstein (1990)
 210, Marceo Haywood (1998)

Most Yards Gained:

3237, Denodus O'Bryant (2009-12)
 2639, Marceo Haywood (1998-99)
 2441, DeDe Dorsey (2004-05)
 2195, Adam Saperstein (1990-91)
 2054, Hakeem Abdullah (2006-07)
 1458, Nate Orlando (2007-08, 10)
 1407, Cecil Severado (1995-97)
 1301, Calen Campbell (2015-17)
 1207, Richard Murrell (2007, 09)
 1092, Marvin Byrd (2011-14)

Most Touchdowns Scored:

38, Denodus O'Bryant (2009-12)
 28, Marceo Haywood (1998-99)
 25, DeDe Dorsey (2004-05)
 20, Richard Murrell (2007, 09)
 19, Nate Orlando (2007-08, 10)
 17, Adam Saperstein (1990-91)
 17, Marvin Byrd (2011-14)
 16, Hakeem Abdullah (2006-07)
 13, Cecil Severado (1995-97)
 13, Dario Camacho (2008)
 13, Calen Campbell (2015-17)

PASSING

Most Attempts:

1095, Ben Kisner (2005-08)
 605, Dillon Miller (2012-14)
 602, Philip Staback (2009-10)
587, Cade Brister (2018-)
 487, Cory Nessler (1993-95)
 358, Mason Bendigo (2015-18)
353, Najee Jackson (2017-)
 301, Graham Lindman (2014)
 271, John Uribe (2011)
 259, Ben Gomez (2012-13)



Most Completions:

- 638, Ben Kisner (2005-08)
- 426, Philip Staback (2009)
- 356, Dillon Miller (2012-14)
- 347, Cade Brister (2018-)**
- 254, Cory Nesslage (1993-95)
- 196, Najee Jackson (2017-)**
- 170, Mason Bendigo (2015-18)
- 165, John Uribe (2011)
- 155, Ben Gomez (2012-13)
- 155, Graham Lindman (2014)



Brandon Gould - 2009 National Championship Game

Most Yards Gained:

- 8546, Ben Kisner (2005-08)
- 7214, Max Brown (1995-98)
- 6710, Philip Staback (2009)
- 4440, Dillon Miller (2012-14)
- 3852, Cade Brister (2018-)**
- 3155, Cory Nesslage (1993-95)
- 2445, Najee Jackson (2017-)**
- 2259, Mason Bendigo (2015-18)
- 2204, John Uribe (2011)
- 2189, Ben Gomez (2012-13)



Donald Collier - 2011 vs. Culver-Stockton

Most Touchdown Passes:

- 70, Philip Staback (2009-10)
- 69, Ben Kisner (2005-08)
- 50, Max Brown (1995-98)
- 36, Cade Brister (2018-)**
- 30, Dillon Miller (2012-14)
- 23, Cory Nesslage (1993-95)
- 19, John Uribe (2011)
- 18, Mason Bendigo (2015-18)
- 18, Najee Jackson (2017-)**
- 17, Emilia Salazar (2004)
- 17, Ben Gomez (2012-13)

RECEIVING

Most Passes Caught:

- 153, Andrew Helmick (2009-12)
- 147, Jaron Alexander (2012-15)
- 136, Matt Bramow (2008-10)
- 131, Steven Kennedy (2004-06)
- 130, Carlton Rivers (1995-98)
- 124, Rudy Fleming (2008-09)
- 123, Alex Robinson (2011-14)
- 105, Mario Patton (1995-96)
- 103, Deantrell Prince (2016-17)
- 102, Kendell Sparks (2016-17)

Most Yards Gained:

- 2828, Andrew Helmick (2009-12)
- 2036, Rudy Fleming (2008-09)
- 1914, Matt Bramow (2008-10)
- 1909, Steven Kennedy (2004-07)
- 1666, Alex Robinson (2011-14)
- 1650, Carlton Rivers (1995-98)
- 1631, Jaron Alexander (2012-15)
- 1512, Denodus O'Bryant (2009-12)
- 1458, George Mumphard (2004-05)
- 1453, DeSean Warren (2015-17)

Most Touchdown Passes Caught:

- 32, Andrew Helmick (2009-11)
- 24, Matt Bramow (2008-10)
- 21, Steven Kennedy (2004-06)
- 19, Rudy Fleming (2008-09)
- 15, George Mumphard (2004-05)
- 15, Denodus O'Bryant (2009-11)
- 13, Deantrell Prince (2016-17)
- 13, Erik Henneman (2017-)**
- 12, Mark Henrie (1994, 1996)
- 12, Marcel Thompson (2008-09)

PUNTING

Highest Average Per Punt (min. 100 punts):

- 40.2, Edward Burns (2011-14)


INTERCEPTIONS

Most Interceptions:

- 14, Brandon Gould (2005-09)
- 13, Pierre Desir (2012-13)
- 12, Marcus Klund (2003-06)
- 10, Bakari Triggs (2015-17)
- 7, Ricky McCoy (2016-)**
- 6, Jake Sharp (2004-05)
- 6, Adarrious Ross (2008-09)
- 6, Brock Reed (2009-12)
- 6, Connor Harris (2015-16)
- 5, Jared Shoemaker (2005-07)
- 5, Logen Wright (2005-09)
- 5, Justin Broome (2011-12)

Most Yards on Interception Returns:

- 247, Brandon Gould (2005-09)
- 241, Bakari Triggs (2015-16)
- 225, Justin Broome (2011-12)



Philip Staback
2009-10



Denodus O'Bryant
2009-12



Brandon Gould
2005-09



Pierre Desir
2012-13



PUNT RETURNS

Most Punt Returns:

- 30, Rudy Fleming (2008-09)
- 29, Mike Bunton (2007-11)
- 29, Tre' Roby (2013-15)
- 25, Thomas Christian (2007)
- 25, Wesley Thomas (2013-16)
- 23, Ricky McCoy (2016-)**
- 21, Bobby Mason (2005)
- 18, Kendell Sparks (2016-17)
- 15, Aaron Williams (2004)
- 15, Ricky Moore (2006)

Most Yards on Punt Returns:

- 547, Mike Bunton (2007-11)
- 328, Thomas Christian (2007)
- 279, Rudy Fleming (2008-09)
- 236, Tre' Roby (2013-15)
- 230, Jamere Holland (2010)
- 230, Kendell Sparks (2016-17)
- 228, Bobby Mason (2005)
- 196, Therman McGowan (2011)
- 185, Roren Thomas (2009)
- 158, Wesley Thomas (2013-16)

Most Touchdowns Scored on Punt Returns:

- 4, Mike Bunton (2007-11)
- 3, Therman McGowan (2011)
- 1, six players

KICKOFF RETURNS

Most Kickoff Returns:

- 50, Mike Bunton (2007-11)
- 48, Bakari Triggs (2015-17)
- 44, Denodus O'Bryant (2009-12)
- 39, Lavarrie Johnson (2014-15)
- 39, Tre' Roby (2013-15)
- 35, Leonard Durant (2005-08)
- 35, Kendell Sparks (2016-17)
- 24, Cameron Sanders (2018)
- 28, Andrew Helmick (2009-12)
- 24, Nate Orlando (2007-08, 10)

Most Yards on Kickoff Returns:

- 1377, Denodus O'Bryant (2009-12)
- 1102, Bakari Triggs (2015-17)
- 1058, Mike Bunton (2007-11)
- 867, Kendell Sparks (2016-17)
- 791, Leonard Durant (2005-08)
- 780, Tre' Roby (2013-15)
- 759, Lavarrie Johnson (2014-15)
- 679, Andrew Helmick (2009-12)
- 616, Cameron Sanders (2018)
- 509, Nate Orlando (2007-08, 10)

Most Touchdowns Scored on Kickoff Returns:

- 8, Denodus O'Bryant (2009-12)
- 2, Mike Bunton (2007-11)
- 2, Roren Thomas (2009)
- 1, Six Players

ALL-PURPOSE

Most Yards (since 2004):

- 6126, Denodus O'Bryant (2009-12)
- 3797, Andrew Helmick (2009-12)
- 2879, Hakeem Abdullah (2006-07)
- 2851, DeDe Dorsey (2004-05)
- 2662, Mike Bunton (2007-11)
- 2502, Rudy Fleming (2008-09)
- 2500, Nate Orlando (2007-08, 10, 12)
- 2214, Tre' Roby (2013-15)
- 2102, Lavarrie Johnson (2014-15)
- 2058, Kendell Sparks (2016-17)

SCORING

Most Points Scored:

- 372, Denodus O'Bryant (2009-12)
- 329, Halley Ferrell (2006-09)
- 275, James Neal (2010-13)
- 216, Andrew Helmick (2009-12)
- 186, Marceo Haywood (1998-99)
- 180, DeDe Dorsey (2004-05)
- 176, Dante Buscaglia (1998-00)
- 150, Adam Saperstein (1990-91)
- 144, Matt Bramow (2008-10)
- 132, Nate Orlando (2007-08, 10)

Most Touchdowns Scored:

- 62, Denodus O'Bryant (2009-12)

Most Field Goals Made:

- 40, Halley Ferrell (2006-09)

Most Extra Points Made by Kicking:

- 209, Halley Ferrell (2006-09)



Andrew Helmick
2009-12



Mike Bunton
2007-11



Pierre Desir - 2012 vs. Central Missouri



Mike Bunton - 2011 vs. Graceland



Denodus O'Bryant - 2012 vs. Nebraska-Kearney



With her husband, George Sibley, pioneer educator Mary Sibley founded Lindenwood as a school for young women in 1827. Lindenwood was committed to combining professional issues with academic pursuits, the social with the intellectual, and the spiritual with the physical. In short, Mary Sibley brought holistic higher education to the American frontier.

Lindenwood became a Presbyterian college in 1853 and still maintains a historical relationship with the Presbyterian Church. In 1918, Lindenwood became a four-year college, and in 1969, Lindenwood attempted to strengthen its financial base by becoming co-ed. The school altered its name in 1974. The Lindenwood Colleges referred to the school's individual operations for men and women and also to its accelerated evening program, the Lindenwood College for Individualized Education, and its graduate programs.

During the '70s and '80s, the school struggled with a changing economy and accumulated substantial indebtedness. Enrollments began to decline, and by the spring of 1989, the number of day students had dropped below 1,000. As well, institutional change during those decades had led to some loss of clarity of mission. In view of



these fiscal and cultural challenges, the Board of Directors resolved to "refund" the school by returning to the fundamental precepts of individualized, holistic, values-oriented higher education that combines the practical with the academic. A president experienced in financial management and organizational revitalization was hired to lead the whole Lindenwood community in its collective renewal initiative. The result was a period of rapid growth and innovation that enabled the college to become the higher-education leader that it is today.

At the height of its revival, Lindenwood College became Lindenwood University in 1997. Enrollment burgeoned, and new construction arrived in late 1997 with the Hyland Performance Arena. By 1998-99, the annual enrollment approached 9,500, the faculty was growing, and the school balanced its budgets and increased revenues.

In 2000, Lindenwood dedicated the first of eight new residence halls to be constructed over the next decade—the first such construction in more than 30 years. In 2002, Lindenwood built the beautiful new Spellmann Campus Center. The 136,000-square-foot J. Scheidegger Center for the Arts opened in 2008.

The growth has not slowed. Additional construction has included expansion and renovation of Harmon Hall, now the home of the Robert W. Plaster School of Business and Entrepreneurship, and the 120,000-square-foot Evans Commons opened to great fanfare in 2011. A new athletics building was added in 2012 adjacent to Harlen Hunter Stadium, corresponding with Lindenwood's transition to the NCAA Division II.

Lindenwood opened in 2017 a 100,000-square-foot Library and Academic Resources Center at the front of the campus. The building serves as a hub for student services and academics.

Academically, Lindenwood has grown as well with extension of its longstanding general accreditation, the addition of numerous specialized accreditations for individual programs, and the addition of a number of degree programs, including the school's first doctoral degrees in the School of Education.

Mary Sibley ran a tightly managed school with a resourceful spirit and a clear purpose. She would have been proud of today's Lindenwood.

