

LINDENWOOD FOOTBALL

GAME NOTES



Game Seven | Saturday, October 13, 2018 | 2:00 p.m. | at Northeastern State
 Doc Wadley Stadium | Tahlequah, Okla. | Capacity: 9,261

MATCHUP

LINDENWOOD



2-4, 2-4 MIAA

NORTHEASTERN STATE



0-6, 0-6 MIAA

Series History

2014 - Lindenwood 35, Northeastern State 16 2016 - Northeastern State 35, Lindenwood 31
 2015 - Northeastern State 17, Lindenwood 14 2017 - Lindenwood 49, Northeastern State 10

GAME PREVIEW

The Lindenwood football team (2-4, 2-4 MIAA) will remain on the road as they head to Tahlequah, Okla. for a matchup against Northeastern State (0-6, 0-6 MIAA) on Saturday at 2 p.m.

Lindenwood is looking to rebound after a tough loss to Nebraska-Kearney on Saturday. The Lions struggled on the offensive end and could not stop the top rushing offense in the MIAA as the Lopers ran for 314 yards in the 41-14 win over Lindenwood.

Jonathan Harris registered four solo stops in the game including a sack for six yards. Darrius Williams led the team in total tackles with 16. Cade Brister racked up a good amount of his yards late in the game, but ended up with 235 passing yards and 52 rushing yards while registering one passing touchdown and one rushing score.

The Lions are first in the MIAA and seventh in Division II with a red-zone offense of 94.1 percent. Lindenwood also leads the conference with a 60.3 completion percentage that stands 35th in the nation.


Cade Brister ranks in the top-25 in the country in passing touchdowns (13) and points responsible for (102). Although he has not caught a touchdown pass in his last two games, Erik Henneman leads the MIAA and is ninth in the country with seven touchdown catches this season.

The Lions are 2-2 against the RiverHawks including a 49-10 victory last season in St. Charles, Mo.

PLAYERS TO WATCH



Cameron Sanders
 6-2 | 208
 Senior | RB



Cade Brister
 6-1 | 209
 Freshman | QB



Erik Henneman
 6-3 | 228
 Junior | TE



Jonathan Harris
 6-5 | 290
 Senior DT

LINDENWOOD LEADERS - 2018 Season



PASSING

Cade Brister (115-for-193, 1,306 yards, 13 TD)



RUSHING

Nash Sutherlin (60 attempts, 426 yards, 3 TD)
 Cade Brister (111 attempts, 388 yards, 4 TD)
 Cameron Sanders (40 attempts, 148 yards, 2 TD)



RECEIVING

Erik Henneman (31 catches, 393 yards, 7 TD)
 Payton Rose (17 catches, 241 yards, 1 TD)
 Jarrett Johnson (16 catches, 198 yards, 2 TD)



DEFENSE

Darrius Williams (67 tackles, 33 solo, 34 assists, 2 PBU, 1 FF)
 Drew Seers (50 tackles, 21 solo, 8.0 TFL, 1.0 sacks, 1 INT, 1 TD)
 Jonathan Harris (37 tackles, 4.5 TFL, 2.5 sacks, 1 FR)

QUICK FACTS

LINDENWOOD

Mascot: Lions
 Location: St. Charles, Mo.
 Founded: 1827
 Enrollment: 5,855
 Colors: Black & Vegas Gold
 Head Coach: Jed Stugart
 Career Record: 97-35
 Lindenwood Record: 6-11
 Athletics Director: Brad Wachler

NORTHEASTERN STATE

Mascot: RiverHawks
 Location: Tahlequah, Okla.
 Founded: 1909
 Enrollment: 9,261
 Colors: Green & White
 Head Coach: Rob Robinson
 Career Record: 6-44
 Northeastern State Record: 6-44
 Athletics Director: Tony Duckworth



Watch | www.themiaanetwork.com/lindenwoodlions



Listen | www.I01sports.com/



Live Stats | <https://goriverhawksgo.com/sidearmstats/football>



JED STUGART

HEAD COACH | SECOND SEASON

CAREER RECORD: 97-35 | LINDENWOOD RECORD: 6-11

ALMA MATER: AZUSA PACIFIC (1995)



Jed Stugart is in his second season as the Lindenwood football head coach in 2018. Through 11 seasons, Stugart has an all-time record of 95-31. In his first season at Lindenwood, Stugart led the Lions to their best season in five years. Lindenwood won four games, including a road victory at Pittsburg State, one of the toughest places to play in the MIAA. The Lions were also much more competitive in their other games, and they improved their scoring margin by nearly eight points a game. Statistically, Lindenwood had both its top offensive and defensive numbers since the program's first year in the MIAA. The biggest change Stugart made, though, was improving the program's culture, and building the blocks for future success, including signing the largest recruiting class during Lindenwood's

NCAA era in 2018.

Stugart coached 13 players that earned all-MIAA honors, the highest mark for the program since Lindenwood joined the MIAA. Among the honorees was Jonathan Harris earning first-team all-MIAA honors on the defensive line.

Stugart was the head football coach at Sioux Falls from 2010-16, and turned the program into one of the top ones in NCAA Division II. In seven seasons, he had a record of 65-17, including a 32-5 mark over the last three years.

In his first season in 2010, Stugart led the Cougars to a conference championship, and the team advanced to the NAIA National Championship game. The program began the transition to the NCAA Division II level after that. Sioux Falls won 20 games over the next three years, including a 9-2 mark in its first season as a member of the Northern Sun Intercollegiate Conference (NSIC) in 2012.

Over his final three seasons at the school, Stugart and Sioux Falls took the next step and became one of the top teams in the country. The Cougars went to the postseason all three years with a victory in the Mineral Water Bowl in 2014 and NCAA Tournament appearances in both 2015 and 2016. Sioux Falls won its first NSIC Championship this past season with a perfect 11-0 regular season mark, and it won its first NCAA Tournament game with a 34-21 first-round win over Azusa Pacific. Stugart was named the NSIC Coach of the Year and a NCAA Regional Coach of the Year after the Cougars finished the regular season in the top-five in the national rankings.

Stugart's offenses have ranked in the top-25 in the NCAA Division II in scoring and total offense the last three seasons, and they have ranked in the top-20 in scoring defense in two out of the last three years. In 2017, the Cougars ranked third in rushing offense (308.1), seventh in total offense (511.3), 21st in scoring offense (39.0), and 20th in scoring defense (19.6).

During Sioux Falls' tenure in the NSIC, Stugart produced 73 all-NSIC performers and eight All-Americans. The Cougars had three Academic All-Americans, and 91 members on the Academic All-NSIC team. In 2010, he coached the NAIA Player of the Year, as well as 22 all-conference selections.

He was the head coach at former Lindenwood rival MidAmerica Nazarene from 2006 to 2008. He had a record of 26-7 with MidAmerica Nazarene, along with two postseason appearances and the 2008 HAAC Championship. Stugart was once named the Region 3 Coach of the Year by the American Football Coaches Association.

Stugart has also been an assistant coach at two NCAA Division I programs. In 2009, he was the linebackers coach for UNLV. All three starting linebackers that season finished in the top-20 in the Mountain West Conference in tackles, and the team just missed a bowl bid.

From 1999 to 2005, he was a coach at Northern Colorado. He started by coaching the defensive line and linebackers before being promoted to defensive coordinator in 2003. In his first year as coordinator, the Bears defense ranked 16th in the nation in total defense and 13th in scoring defense. Stugart produced three All-Americans at Northern Colorado and was a part of two conference championships and two postseason appearances.

Stugart earned a bachelor's degree from Azusa Pacific University in 1995 and a master's degree from Northern Colorado in 2003. He earned three letters as a linebacker from Azusa Pacific. Stugart and his wife, Angie, have a son, Gunner, and a daughter, Gracie.

COACHING CAREER


YEAR	SCHOOL	OVERALL RECORD	CONF. RECORD
2006	MidAmerica Nazarene	7-3	7-3
2007	MidAmerica Nazarene	9-3	8-2
2008	MidAmerica Nazarene	10-1	10-0
2010	Sioux Falls	13-1	10-0
2011	Sioux Falls	5-4	0-0
2012	Sioux Falls	9-2	9-2
2013	Sioux Falls	6-5	6-5
2014	Sioux Falls	11-1	11-1
2015	Sioux Falls	9-3	9-2
2016	Sioux Falls	12-1	11-0
2017	Lindenwood	4-7	4-7
2018	Lindenwood	2-4	2-4
Career	11 Years	97-35	86-26





Dusty Hovorka

SECOND SEASON | OFFENSIVE COORDINATOR



Dusty Hovorka is in his second season in 2018 as Lindenwood's offensive coordinator. This season, he will also coach the team's tight ends. In his first season at Lindenwood, Hovorka had a new quarterback under center, and a new-look offensive line. Despite the changes, the Lions still improved their offense by nearly half a point a game, and gained 26.1 more yards per game. Lindenwood jumped one spot in the MIAA in scoring offense, and four spots in total offense. The program had its highest scoring offense and total offense since its 2012 campaign.

Hovorka helped three offensive players earned third-team all-MIAA honors in running back Calen Campbell, wide receiver Deantrell Prince, and offensive lineman Akil Williams. Three other offensive players also earned honorable mention accolades.

Hovorka came to Lindenwood from the University of Sioux Falls, where he served from 2010-2016. From 2014-2016, he was Sioux Falls's offensive coordinator. While he was offensive coordinator, Hovorka's offense averaged 40.3 points and 489.5 total yards of offense a game. The Cougars averaged 239.3 yards on the ground and 250.1 yards through the air. In those three seasons, Sioux Falls went 32-5, appeared in the postseason all three years, won the 2016 NSIC Championship, and won its first NCAA Tournament game in 2016.

In 2016, Sioux Falls ranked third in the nation by rushing for over 300 yards a game. The Cougars were 17th in scoring offense and seventh in total offense. Three players earned first-team all-NSIC honors, including running back Max Mickey, a Harlon Hill candidate. Six other offense players earned second-team all-conference awards, and two were honorable mention picks. In 2015, Hovorka helped Sioux Falls to being ranked 16th in scoring offense and 19th in total offense. The offensive line led the nation that year by allowing just five sacks. Six players earned all-conference honors, including offensive lineman Antonio Green who was a first-team All-American. In his first year as an offensive coordinator, Hovorka led Sioux Falls to being ranked seventh nationally in scoring offense and 17th in total offense. The Cougars scored 58 offensive touchdowns. 11 more than the previous season. Hovorka coached

the NSIC Offensive Player of the Year in quarterback Luke Papilion, as well as four other all-conference performers. From 2010-2013, Hovorka was in charge of the team's wide receivers. In his first season, he coached Jon Ryan to NAIA Player of the Year honors after Ryan had 24 touchdowns, 81 receptions, and 1,430 receiving yards. After Sioux Falls joined the NSIC, two players earned all-conference honors in that span. Hovorka was one of the top players in Sioux Falls history from 2003-2006. He set career records with 291 receptions, 4,801 receiving yards, and 55 receiving touchdowns. Hovorka was a three-time All-American, and the only wide receiver in school history to record 1,000 or more yards in all four of his seasons. He helped Sioux Falls win the 2006 NAIA National Championship.

After his collegiate career, Hovorka played six seasons for the Sioux Falls Storm in the IFL. Hovorka is married to Kari Keating.



THIRD SEASON | DEFENSIVE COORDINATOR

Jamie Marshall

Jamie Marshall is in his third season on the Lindenwood football coach staff in 2018. After being the program's assistant head coach and defensive line coach in 2016, he was promoted to defensive coordinator prior to the 2017 season. In his first season as defensive coordinator, the Lions allowed 7.2 points less a contest, and also allowed nearly 100 fewer yards a game. Lindenwood ranked in the top half of the MIAA in both scoring defense and total defense, after ranking second-to-last in total defense the year before. The Lions allowed under 30 points a game for the first time since the 2012 season.

Marshall helped Jonathan Harris earn first-team all-MIAA honors on the defensive line, and Bakari Triggs was a second-team selection as a defensive back. Safety Darrius Williams picked up third-team honors, and two players earned honorable mention awards. In his first season at Lindenwood, Marshall helped oversee an improved defensive line. Among the players he coached was Harris who earned third-team all-MIAA honors after having six sacks and 11.0 tackles for loss.

Marshall came to Lindenwood after coaching at Montana State from 2007-2015. He was the defensive coordinator, and also served as the assistant head coach from 2013-2015. He also coached linebackers, defensive backs, and safeties. Marshall helped Montana State reach four NCAA FCS playoffs in 2010, 2011, 2012, and 2014, and he helped the Bobcats win three conference championships from 2010-2012. He coached two Buck Buchanan Award winners (Caleb Schreiber and Brad Daly) as the National Defensive Players of the Year. Marshall also helped coach five first-team All-Americans, three Big Sky Defensive Players of the Year, and 12 first-team all-conference selections. While Montana State's defensive coordinator, the team led the Big Sky three times in total defense, twice in pass defense and sacks, and once in rush defense and scoring defense.

Marshall was an assistant coach at Drake University from 1999-2006, including being the defensive coordinator and linebackers coach for his final five seasons. He coached eight first-team all-conference players and one conference Defensive Player of the Year. Drake led the Pioneer Football league in sacks once, and was second in total defense and scoring defense twice. Marshall was a player at Drake from 1995-1998. He was a three-year starter in the defensive backfield, and twice earned honorable mention all-conference honors. He helped the Bulldogs win league championships in 1995 and 1998.

Marshall graduated from Drake in 1998 with a Bachelor's in Secondary Education. He coached one season of high school before entering the college ranks. Marshall and his wife, Kristi, have two children, Cole and Piper.



Eric Inama

SECOND SEASON | DEFENSIVE BACKS



Eric Inama is in his second season on the Lindenwood football coaching in 2018. He is the team's defensive back coach and special teams coordinator. Inama played a big role in Lindenwood's defense improving by over seven points and nearly 100 total yards a game. The Lions ranked third in the MIAA by allowing 207.7 passing yards a game, and were ranked third by allowing 6.0 yards per attempt. Lindenwood improved its passing defense by 104.4 yards a game. Lindenwood also had one of the top special teams in the MIAA under Inama. The Lions ranked in the top three in both punt returns and kickoff returns, the only conference school that could claim that. The Lions also ranked in the top half of the MIAA in net punting, field-goal kicking, and PAT kicking. Inama coached five all-conference performers. On defense, Bakari Triggs was a second-team selection, Darrius Williams was a third-team pick, and Ace Rogers was honorable mention. On special teams, Kendall Sparks was second-team all-MIAA as a return, and punter Michael Crowder was named honorable mention all-conference.

Inama came to Lindenwood from the University of Sioux Falls, where he served as the defensive backs/special teams coordinator from 2014-2016. In that three-year span, the Cougars went 32-5. Sioux Falls intercepted 66 passes and returned 12 of those interceptions for touchdowns. Sioux Falls was nationally-ranked and made the postseason in all three of those seasons. Last year, the program won the NSIC Championship and advanced to the second round of the NCAA Tournament. Among the top players Inama coached were John Tidwell and Solomon St. Pierre. Tidwell was a three-time first-team all-NSIC pick, and St. Pierre won back-to-back first-team honors. St. Pierre also won numerous All-American honors, and Tidwell was an Academic All-American. Last season, three defensive backs earned first or second-team all-NSIC accolades. Inama also coached one of the top special teams units in the NSIC. In 2016, the Cougars ranked third nationally in kickoff returns and 27th in punt returns. Sioux Falls also ranked in the top-20 in kickoff returns in 2014, and in the top-20 in punt returns in 2014 and 2015.

Inama was also an assistant coach at Sioux Falls from 2007-2009. He helped the Cougars win back-to-back NAIA National Championships in 2008 and 2009, and finish second nationally in 2007. Sioux Falls also won conference titles all three of those seasons, and had the NAIA's No. 1 defense in 2008 and 2009. From 2010-2012, Inama was the defensive coordinator at Midland University. In his first season, he helped Midland have its most successful season in 16 years. The Warriors

went 8-3 and finished the year ranked 22nd in the NAIA. That squad was ranked second in pass defense efficiency, sixth in scoring defense, and 11th in total defense. In 2011, Midland was 17th nationally in total defense and third in creating turnovers. Inama started his coaching career at Kings College as a defensive backs coach.

In 2012, Inama was named an AFCA Assistant Coach of the Year finalist. That same year, he served as an assistant coach for the 2012 All-American Bowl. In 2010, he was named an honorary captain of the Schuylkill County Football Coaches Association. Inama was a three-time letterwinner at Delaware Valley College. He was a part of a program that went 21-3 during a two-year run that included the 2003 ECAC Bowl Championship and 2004 Middle Atlantic Championship. The 2004 team reached the NCAA Division III Tournament Quarterfinals.

Inama graduated from Delaware Valley College in 2005 with a degree in business administration. He also holds an MBA from Sioux Falls in 2010. Eric is married to his wife, Kaylene, and they have one son, Kade.



Jon Eastman

SECOND SEASON | QUARTERBACKS



Jon Eastman is in his second season as an assistant coach on the Lindenwood football team in 2018. He will serve as the team's quarterbacks coach. In his first season at Lindenwood, Eastman led the development of first-year quarterback Najee Jackson. In just one season, Lindenwood's passing offense jumped from last in the conference to seventh, and it improved from tenth to fifth in yards per attempt. The improved quarterback play helped Lindenwood average its most points since the 2012 season. Under Eastman's tutelage, Jackson was an honorable mention all-MIAA selection, and the team's Offensive Player of the Year.

Eastman came to Lindenwood from the University of Sioux Falls, where he was an assistant coach from 2012 to 2016. He was the team's quarterbacks coach for three years, and also coached the offensive line (2013) and tight ends (2012). While Eastman was the quarterbacks coach at Sioux Falls, the Cougars averaged 40.3 points, 250.1 passing yards, and 489.5 yards of total offense a game. Sioux Falls went 32-5 in that span, appeared in the postseason all three years, won the 2016 NSIC Championship, and won its first NCAA Tournament game in 2016. Sioux Falls finished in the top-20 in the nation in scoring offense all three seasons.

Eastman played a big role in the development of quarterback Luke Papilion who was the Sioux Falls quarterback from 2013-2016. Papilion was an all-conference performer every year under Eastman, including being the 2014 NSIC Offensive Player of the Year, and was a two-time candidate for the Harlon Hill Award. In those three seasons, Papilion threw for 8,286 yards and rushed for 2,645 more yards. He had 73 passing touchdowns and 60 rushing scores in that span. Eastman finished his collegiate playing career at Sioux Falls in 2010. He led the Cougars to their third straight NAIA National Championship. Eastman was a first-team all-conference player, and an All-American selection. He threw for 3,465 yards and 45 touchdowns that season, and completed 65.1 percent of his passes. Sioux Falls averaged 41.2 points a game that year and went 13-1 on their way to the national title. Eastman started his college

career at Snow College. In 2008, he helped the team advance to the National Junior College Athletic Association Championship game. Despite missing much of the season with an injury, he still threw for 804 yards and eight touchdowns. In 2007, Eastman appeared in seven games and threw for 1,647 yards and 15 touchdowns. Eastman played at Colorado State University in 2009. He appeared in six games and threw for 494 yards and two touchdowns.

Eastman received his bachelor's degree in business administration and public accounting from Sioux Falls in 2011. Jon is married to his wife, Jaygan.



SECOND SEASON | OFFENSIVE LINE

Josh Breske

Josh Breske is in his second season on the Lindenwood football coaching staff in 2018. He is the team's offensive line coach, and also serves as the team's recruiting coordinator. In his first season at Lindenwood, he oversaw a new look offensive line that helped the team have its highest scoring offense since the 2012 season. The offensive line helped the Lions rushing game average 4.4 yards per carry, the seventh-best mark in the MIAA and an improvement of nearly 16 percent over the previous season. Lindenwood also cut its number of sacks allowed by 33 percent over the 2016 season.

Breske helped three offensive linemen earn all-MIAA honors. Akil Williams was a third-team selection, and Evan Pumphrey and Lucas Beddow each earned honorable mention accolades. Breske has also overseen the last two recruiting classes for the program, which has helped reshape the program. In 2018, Lindenwood had its largest incoming class since its move to the NCAA level.

Breske came to Lindenwood after three seasons at the University of Sioux Falls. In 2016, he was the program's offensive line coach, after being the tight ends coach for his first two seasons. In his three seasons at Sioux Falls, Breske has helped the Cougars go 32-5. The team advanced to the postseason all three years, including NCAA Tournament appearances in 2015 and 2016. The 2016 team won the NSIC Championship, and also captured the program's first NCAA Tournament victory. From 2014-2016, Sioux Falls averaged 40.3 points and 489.6 yards of total offense a game. In his first year as the offensive line coach, Sioux Falls ranked third in NCAA Division II with 308.1 rushing yards a game, and it ranked eight by allowing just 0.85 sacks a contest. The offensive line production helped the Cougars rank 17th in the nation in scoring offense and seventh in total offense.

Five Sioux Falls offensive linemen were all-conference selections in 2016, including two on the first-team and two on the second-team. Antonio Green was a finalist for the Gene Upshaw Award as NCAA Division II's top lineman. In 2015, Breske helped tight end Nicholas Stanke earned all-NSIC second-team honors. Stanke caught 25 passes that year for 221 yards and two touchdowns. Breske got his coaching career started as a graduate assistant coach at Robert Morris University (Ill.) where he was the offensive line coach, and also assisted with strength and conditioning. From 2012-2013, Breske coached at Chadron State where he was the offensive line coach. He helped offensive tackle Garret Gilkey get drafted in the seventh round by the Cleveland Browns.

Prior to coaching, Breske was a four-year starter at Black Hills State University. He played in all 46 games during the 2006-2009 seasons. He earned two NAIA All-American honors and was a third-team first-team all-conference pick. He was a two-year captain and helped lead the Yellow Jackets to consecutive conference titles. Breske also played indoor football for one season with the Wyoming Cavalry.

Breske holds a master's of business administration degree from Chadron State, and earned his bachelor's degree from Black Hills State. Josh, and his wife Alana, have a daughter, Lola, and a son, Bo.



Brandon Andersen

SECOND SEASON | LINEBACKERS



Brandon Andersen is in his second season on the Lindenwood football coaching staff in 2018. He is the team's linebackers coach. In his first season at Lindenwood, Andersen oversaw a linebackers unit that returned no starters from the previous season. His linebackers played a key role in the team's defense allowing 27.2 points a game, 7.2 points fewer than the previous year. It was the first time since the 2012 season that Lindenwood allowed fewer than 30 points a game for the season. Lindenwood's linebackers helped the Lions improve across the board statistically, including allowing over 100 fewer yards per game.

Andersen helped true freshman Drew Seers be named the team's Newcomer of the Year. Seers, CJ Bivens, and Nate Blanchard all ranked among the team's top-five tackles for the season. Andersen came to Lindenwood from the University of Sioux Falls, where he served as the linebackers coach from 2012-2016. He was also the recruiting coordinator for his final three seasons in Sioux Falls.

Andersen played a big role in Sioux Falls' defensive success, especially over the last three seasons. In that span, the Cougars went 32-5 and advanced to three postseason appearances. The 2016 squad, which was ranked in the top-five nationally, won the NSIC Championship and advanced to the second round of the NCAA Tournament. In 2016, Andersen helped one linebacker earn first-team all-NSIC, one earn second-team all-NSIC, and one earn honorable mention all-conference honors. In all he has coached seven all-conference performers.

Andersen was a four-year linebacker at Sioux Falls from 2008-2011. He was a two-year starter, and tallied 87 tackles, 21 tackles for loss, and four sacks throughout his career. From 2008-2010, Andersen helped Sioux Falls to 34-1, advance to three NAIA National Championship games, and win two NAIA National Championships.

Andersen received his bachelor's degree in business administration from Sioux Falls in 2011.



Jarrett Grabbe

SECOND SEASON | DEFENSIVE LINE



Jarrett Grabbe is in his second season on the Lindenwood football coaching staff in 2018. He is the team's defensive line coach. In his first year at Lindenwood, Grabbe coached the team's top player. Jonathan Harris earned first-team all-MIAA honors for the first time in his career after recording 11.0 tackles for loss and 6.0 sacks. Another lineman, Antonio Davis, also earned honorable mention all-conference accolades.

The defensive line played a key role in Lindenwood having its top scoring defense since 2012. The Lions improved their scoring defense by over seven points over the previous season, and also gave up nearly 100 fewer yards per game. Grabbe came to Lindenwood from the University of Sioux Falls, where he served as the defensive line coach in 2015 and 2016.

In 2015, he helped the Sioux Falls defense allow just 18.6 points a game. The defensive line allowed just 3.2 yards per rush, and averaged three sacks a game. Grabbe coached two second-team all-conference performers and one honorable mention pick.

The next season, he was a part of a defensive unit that allowed 19.6 points a game. Sioux Falls ranked 16th in the nation with 3.2 sacks a game. He helped coach one first-team all-NSIC performer, two second-team selections, and one honorable mention pick.

Grabbe was a four-year letterwinner for the Cougars from 2011-2014. He recorded 83 tackles, 11.5 tackles for loss, 4.5 sacks, nine pass breakups, one forced fumble, and three fumble recoveries in his career. Grabbe was an honorable mention all-NSIC pick in 2014, and helped the Cougars win the Mineral Water Bowl that season.



THIRD SEASON | RUNNING BACKS

Bryan Baldwin

Bryan Baldwin is in his third season on the Lindenwood football coaching staff in 2018. After serving as the cornerback coach in 2016, he moved to the other side of the ball as the running backs coach. In 2017, Baldwin helped the team's running backs average 4.4 yards per carry, an improvement over nearly 16 percent over the previous year. The running backs also scored four more rushing touchdowns on the year, and they played a bigger role in the passing game by having over twice as many receptions than 2016.

The improved running backs played helped Lindenwood have its top scoring offense since the 2012 season. Baldwin coach Calen Campbell and helped the senior earn third-team all-MIAA honors. As the cornerbacks coach in 2016, Baldwin helped in the development of Bakari Triggs who was a third-team all-MIAA pick. Lindenwood's cornerbacks accounted for nine interceptions and 21 pass breakups on the season.

Baldwin coached at the prep level in the St. Louis area from 2008-2015, including three years each at Normandy and Chaminade, and one year at Fort Zumwalt West. He was the defensive coordinator and assistant head coach at both Normandy and Chaminade, and coached the defensive backs at those schools. He coached the safeties in 2015 at Fort Zumwalt West. In his seven years as a high school coach, he won three conference championships. His players won numerous all-conference honors, including his entire starting defense earning first or second-team honors in 2014.

Baldwin was a four-year player at Kansas State University from 2003-2007. The defensive back had 67 tackles, four interceptions, and 11 pass breakups in his career.

Baldwin graduated from Kansas State in 2008 with a bachelor's in arts. He and his wife, Nina, have one daughter, Selah.



Tore' Hurst

SECOND SEASON | WIDE RECEIVERS



Tore' Hurst is in his second season in 2018 on the Lindenwood coaching staff. He is currently the team's wide receivers coach, after being the Offensive Quality Control coach in 2017. In his first season at Lindenwood, the team's offense improved by nearly half a point a game, and gained 26.1 more yards per game. Lindenwood jumped one spot in the MIAA in scoring offense, and four spots in total offense. The program had its highest scoring offense and total offense since its 2012 campaign. Five offensive players earned all-MIAA honors, including three third-team selections.

Hurst coached tight ends at Washburn University as a graduate assistant in 2014. Hurst played at Washburn from 2010-13 as a tight end for the Ichabods. Tore' started every game for three-straight seasons and was named to the Daktronics Super Region No.3 second-team in his final year of competition. In his senior season, Hurst led the Ichabods in receiving this season with 40 catches, 575 yards and seven touchdowns. Hurst was a second team all-MIAA pick as a junior and an honorable mention selection as a sophomore.

For his career he recorded 1,868 receiving yards on 131 catches with 24 touchdowns. Entering the 2017 season, Hurst ranks fifth in career touchdown catches at Washburn. Hurst stands sixth in career receptions and ninth in career receiving yards.

Hurst graduated from Washburn in 2016 with a sports management degree. Hurst is from St. Louis, Mo. where he competed at McClure North High



Ryan Moore

SECOND SEASON | ASSISTANT DEFENSIVE BACKS



Ryan Moore is in his second season in 2018 on the Lindenwood coaching staff. He is the team's Defensive Quality Control coach. Moore helped a Lindenwood defense rank in the top half of the MIAA in both scoring defense and total defense in 2017. The Lions allowed under 30 points a game for the first time since the 2012 season. The defense ranked third in the MIAA by allowing 207.7 passing yards a game, and were ranked third by allowing 6.0 yards per attempt. Prior to joining the staff, Moore coached at Lindsey Wilson in the spring of 2017, helping the running backs and defensive backs. Moore played at Southeast Missouri from 2013-2016. After redshirting his first season, he played in six games in 2014, and had six tackles. In 2015, Moore earned a starting position and ranked fourth on the team with 54 tackles. He tied for first on the team with two forced fumbles. As a senior, Moore was third on the team with 56 tackles. He had seven pass breakups and two forced fumbles. He was named the team's top defensive back and also won the Cornerstone Award. Moore graduated from Southeast Missouri in 2016 with a sports management degree. Moore is originally from St. Louis and attended Lutheran North High School.



SECOND SEASON | ASSISTANT OFFENSIVE LINE

Grant Williams

Grant Williams is in his second season as a member of the Lindenwood football coaching staff in 2018. He is assisting with the offensive line. In his first season at Lindenwood, he assisted with an offensive line that helped the team have its highest scoring offense since the 2012 season. The offensive line helped the Lions rushing game average 4.4 yards per carry, the seventh-best mark in the MIAA and an improvement of nearly 16 percent over the previous season. Lindenwood also cut its number of sacks allowed by 33 percent over the 2016 season. Three offensive linemen earned all-MIAA honors.




Williams was an offensive lineman in the NFL for nine seasons. He appeared in 122 regular season games in his career, and started 49 contests. He appeared in the Super Bowl in 2002 when his Patriots defeated the Rams by a 20-17 margin.

Williams started his NFL career in 1996 with Seattle, and he played four seasons for the Seahawks. He played in 40 games, and started 23 for Seattle. In 2000 and 2001, he was a member of the Patriots, appearing in 29 games and starting 12 contests. His final stop was in St. Louis as a member of the Rams from 2002-2004. He played in 37 games for the Rams and had 14 starts, including 11 in his final season.

Williams is originally from Clinton, Miss., and played collegiate football at Louisiana Tech.

Derik Abbott

FIRST SEASON | OFFENSIVE QUALITY CONTROL



Derik Abbott is entering his first season as the offensive quality control coach on the football staff in 2018. Abbott was a member of the 2017 football team that went 4-7. Prior to Lindenwood Abbott was member of the Robert Morris University football team from 2012-15. He threw for 804 yards and seven touchdowns in his career, and completed 56.2 percent of his passes. Abbott is the only Robert Morris quarterback to throw for multiple touchdown passes in each of his first three starts. In 2014, he compiled the second-high completion percentage in a single-season in program history and led Robert Morris to its largest come-from-behind win in program history when it rallied from an 18-point deficit against Central Connecticut State.

At Freedom High School in Orlando, Fla., Abbott was honorable mention all-state, first-team all-district, and second-team all-Central Florida. He ranked in the top-20 players in Central Florida by Bright House Sports Network and was named to the Orlando Sentinel's Super 60 list. Abbott was selected to the Central Florida All-Star team as a senior. As a senior, he led an offense that scored 33.2 points a game and earned the top quarterback award in a Scout.com showcase. He made 28 career starts and completed 61 percent of his passes for 5,516 yards and 41 touchdowns as he rushed for over 600 yards and 15 touchdowns in his career. When he completed his career, Abbott was one of 12 players in Central Florida history with over 5,000 passing yards.

Abbott is the son of Keith Abbott and Normita Rodriguez. Derik has four siblings; Devin, Andrew, Daliana, and Diego.



HEAD STRENGTH & CONDITIONING COACH

Travis Pelletier

Travis Pelletier arrived back at Lindenwood in January 2017 for his second stint at the university working with football. Currently, Pelletier is the Assistant Athletic Director for Athletic Performance and Head Football Strength and Conditioning Coach. Prior to Lindenwood, Pelletier was the Associate Director of Strength and Conditioning at James Madison University from 2015-2017. He assisted with football and was the head strength and conditioning coach for tennis, women's lacrosse, and women's swimming and diving.



Pelletier spent one year working at Lindenwood University as an assistant strength coach and head football strength and conditioning coach from 2014-2015.

Pelletier worked with military service men and women for EXOS as a performance specialist from 2012-2014. In 2011, he worked at the University of Pittsburgh as an assistant football strength and conditioning coach.

Pelletier was a graduate assistant strength and conditioning coach at Tulsa from 2008 to 2010. He assisted with all facets of the football strength program and was the strength coach for five other sports programs.

Pelletier received a Bachelor of Science in Health and Exercise Science in 2006 from the University of Oklahoma and went on to finish a master's degree in Business Administration from the University of Tulsa in 2010. He has multiple professional certifications, which include the NSCA-CSCS, USA weightlifting level I, FMS levels 1&2, RKC instructor and CPR-AED.



2018 FOOTBALL PROSPECTUS

GENERAL INFORMATION

Name Lindenwood University
 Location St. Charles, Mo.
 Founded 1827
 Enrollment 9,357
 Nickname Lions
 School Colors Black and Gold
 Stadium Hunter Stadium
 Affiliation NCAA Division II
 Conference MIAA
 President Dr. Michael Shonrock
 Athletics Director Brad Wachler
 Faculty Representative David Arns
 Athletics Phone 636-949-4600
 Ticket Office Phone 636-949-4953
 Institution website www.lindenwood.edu
 Athletics website www.lindenwoodlions.com

ATHLETICS COMMUNICATIONS

Football Contact Blake Bunton
 Email bbunton@lindenwood.edu
 Office Phone 636-627-4330
 Cell Phone 314-607-7616

Secondary Football Contact Mike Barone
 Email mbarone@lindenwood.edu
 Office Phone 636-627-4330

PRIMARY MEDIA COVERAGE

Lindenwood Campus Media

Name Phone Number
 KCLC (Radio) 636-949-4891
 LUTV 636-949-4513

St. Charles/St. Louis Media

Name Phone Number
 St. Charles Journal 636-946-6111
 St. Louis Post-Dispatch 314-340-8170
 KTVI (Channel 2-Fox) 314-213-7831
 KMDV (Channel 4-CBS) 314-444-6333
 KDSK (Channel 5-NBC) 314-444-5125

COACHING STAFF

Head Coach Jed Stugart
 Alma Mater, Year Azusa Pacific (1995)
 Record at Lindenwood 6-11 (2nd Season)
 Career Record 97-35 (12th Season)
 Office Phone 636.949.4800
 Email jstugart@lindenwood.edu

Offensive Coordinator Dusty Hovorka
 Defensive Coordinator Jamie Marshall
 Defensive Backs/Special Teams Eric Inama
 Quarterbacks Jon Eastman
 Offensive Line Josh Breske
 Linebackers Brandon Andersen
 Defensive Line Jarrett Grabbe
 Running Backs Bryan Baldwin
 Wide Receivers Tore' Hurst
 Assistant Defensive Backs Ryan Moore
 Assistant Offensive Line Grant Williams
 Offensive Quality Control Derik Abbott
 Athletic Performance Travis Pelletier

2018 SCHEDULE

Date	Opponent	Time	Location
8/30/18	Washburn	L, 14-27	St. Charles, Mo.
9/8/18	Missouri Southern	W, 51-13	Joplin, Mo.
9/15/18	Central Oklahoma	L, 42-52	St. Charles, Mo.
9/22/18	Emporia State	W, 48-41	Emporia, Kan.
9/29/18	Pittsburg State	L, 24-27 (OT)	St. Charles, Mo.
10/6/18	Nebraska-Kearney	L, 14-41	Kearney, Neb.
10/13/18	Northeastern State	2:00 p.m.	Tahlequah, Okla.
10/20/18	Northwest Missouri	1:00 p.m.	St. Charles, Mo.
10/27/18	Fort Hays State	2:00 p.m.	Hays, Kan.
11/3/18	Central Missouri	1:00 p.m.	St. Charles, Mo.
11/10/18	Missouri Western	1:00 p.m.	St. Joseph, Mo.

2018 SEASON

Record 2-4
 MIAA Record 2-4
 Passing Leader Cade Brister (115-for-193, 1,306 yards, 13 TD)
 Rushing Leader Nash Sutherlin (60 attempts, 426 yards, 3 TD)
 Receiving Leader Erik Henneman (31 catches, 393 yards, 7 TD)
 Tackles Leader Darrius Williams (33 solo, 34 assists, 67 total)
 Sack Leader Jonathan Harris (2.5 sacks, 18 yards)
 Interception Leader Grady Daniels (2 INT, 67 yards, 3 PBU, 1 TD)
 Fumble Leader Arsante Conners (1 FR) | Darrius Williams (1 FF)



NO.	NAME	POS	HT	WT	YR	HOMETOWN/HIGH SCHOOL
1	Cameron Sanders	RB	6-2	208	Sr.	Cordova, Tenn./Christian Brothers
2	Darrius Williams	DB	6-0	188	Jr.	St. Charles, Mo./St. Charles
3	Tyler Green	DB	6-3	190	Sr.	Waldorf, Md./DeMatha Catholic
4	Cade Brister	QB	6-1	209	Fr.	O'Fallon, Mo./Fort Zumwalt North
5	Drew Seers	LB	6-1	222	Sa.	St. Louis, Mo./Parkway West
6	Jordan Perry	DB	6-1	169	Sa.	St. Louis, Mo./University City
7	Ricky McCoy	DB	5-9	169	Jr.	St. Louis, Mo./Ritenour
8	Erik Henneman	TE	6-3	228	Jr.	Gretna, La./West Jefferson
9	Uchenna Egwuonwu	DL	6-2	262	Jr.	Union, N.J./Union
10	Alex Faddoul	QB	6-1	213	Sa.	Jefferson City, Mo./Helias
11	Shawntrez Spates	CB	5-9	183	Jr.	Decatur, Ill./MacArthur
12	Najee Jackson	WR	6-2	203	Sr.	Lincoln, Neb./Lincoln Southeast
13	Justin Smith	WR	6-4	205	Sr.	O'Fallon, Mo./Fort Zumwalt South
14	Grady Daniels	DB	6-3	201	Sa.	Floristell, Mo./Timberland
15	Mason Bendigo	TE	6-6	240	Sr.	Eureka, Mo./Eureka
16	Max Meylor	QB	6-2	217	Sa.	Mount Horeb, Wis./Mount Horeb
17	Jordan Barlow	QB	6-1	215	Sa.	Van Buren, Ark./Van Buren
18	Spencer Redd	WR	5-10	180	Fr.	Springfield, Ill./Sacred Heart-Griffin
19	Jarrett Johnson	WR	6-1	186	Sa.	Festus, Mo./Festus
20	Tyler Hogan	WR	5-9	182	Sr.	Rowlett, Texas/Rowlett
21	Christian Rabay	S	6-0	205	Jr.	Corona, Calif./Centennial
22	Cameron Holman	S	5-11	163	Fr.	Mexico, Mo./Mexico
23	Keiondre Jordan	DB	6-0	178	Fr.	St. Louis, Mo./MICDS
24	Zach Turnure	LB	6-1	228	Gr.	St. Louis, Mo./CBC
26	A.J. Dudley	DB	5-10	195	Sr.	St. Louis, Mo./Marquette
28	Jaden Kohls	RB	6-1	185	Fr.	Omaha, Neb./Westside
29	Nash Sutherlin	RB	5-8	173	Jr.	Columbia, Mo./Battle
30	Ethan Staskewicz	RB	6-0	205	Sa.	O'Fallon, Mo./Fort Zumwalt West
31	Koby Charles	S	5-11	211	Fr.	Casa Grande, Ariz./Casa Grande Union
33	Dalton Grohler	RB	5-11	205	Fr.	Cerro Gordo, Ill./Cerro Gordo
35	Houston Little	S	5-11	206	Sa.	Red Oak, Texas/Bishop Dunne Catholic
36	Michael Crowder	P	6-1	175	Sr.	Pineville, La./Pineville
38	Trevor Jones	DB	5-8	184	Sa.	Olney, Ill./Richland County
39	D'Harius Brown	DB	5-10	190	Sr.	Nashville, Tenn./White Creek
41	Cameron Scales	TE	6-4	230	Jr.	St. Louis, Mo./Lafayette
42	Matt Terlizzi	LB	6-0	225	Jr.	La Puente, Calif./Bishop Amat
43	C.J. Bivens	LB	6-2	235	Sr.	Columbia, Mo./Rock Bridge
44	Drew Harlow	DE	6-2	252	Sa.	Park Hills, Mo./Park Hills Central
45	David Knox	DT	5-11	313	Sa.	St. Louis, Mo./Lutheran North
46	Roman De Leon	WR	5-8	170	Fr.	Mission, Texas/Veterans Memorial
47	Lloyd Lockett	DB	5-10	181	Sa.	Platte City, Mo./Platte County
48	Alex Scharf	TE	6-4	266	Fr.	Decatur, Ill./Mount Zion
49	Nate Blanchard	LB	6-0	219	Sr.	Kansas City, Mo./Park Hill
52	Marc McClinton	DL	6-3	294	Fr.	Burbank, Ill./Reavis
53	Tanner Sobotka	DE	6-4	238	Jr.	Wildwood, Mo./Eureka
54	Blake Rogenhofer	DL	6-3	271	Fr.	Overland, Mo./Ritenour
55	Antonio Davis	DT	6-3	286	Sr.	Columbus, Ohio/Beechcroft
56	Joshua Johnson	DE	6-1	225	Jr.	Elk Grove, Calif./Cosumnes Oaks
57	Dominique Thornhill	LB	6-0	215	Sa.	St. Louis, Mo./Fort Zumwalt East

NO.	NAME	POS	HT	WT	YR	HOMETOWN/HIGH SCHOOL
60	Mitch Abeln	LS	6-1	235	Fr.	St. Louis, Mo./Kirkwood
61	Evan Pumphrey	DL	6-2	297	Sr.	Imperial, Calif./Imperial
62	Reid Williams	LS	6-0	230	Fr.	St. Charles, Mo./St. Charles West
66	Brayden Parker	DL	6-4	277	Sr.	Columbia, Mo./Rock Bridge
71	C.J. Bynum	DL	6-2	272	Sr.	Corono, Calif./Centennial
72	Lucas Beddow	DL	6-4	312	Sr.	Honolulu, Hawaii/Kamehameha
74	Franklin Green	DL	6-8	319	Jr.	St. Peters, Mo./Fort Zumwalt East
76	Brendan Sullivan	DL	6-2	279	Jr.	St. Peters, Mo./Francis Howell Central
77	Jaylen Flye-Sadler	DL	6-8	314	Jr.	Cape Girardeau, Mo./Cape Central
78	Caleb Sellers	DL	6-4	320	Jr.	Frisco, Texas/Wakeland
79	Logan Wright	DL	6-5	338	Fr.	Columbia, Mo./Rock Bridge
80	Payton Rose	WR	6-0	180	Fr.	Cumberland, Wis./Cumberland
81	Josh White	WR	6-3	174	Fr.	O'Fallon, Mo./Fort Zumwalt West
82	Caleb Urwiller	WR	6-1	180	Fr.	Greeley, Colo./Dayspring Christian Academy
83	Ryan Narwine	WR	6-0	208	Fr.	O'Fallon, Mo./O'Fallon Christian
84	Paul Silvio	WR	5-11	209	Sr.	Kansas City, Mo./Liberty North
85	Spencer Wester	WR	6-5	210	Fr.	Springfield, Mo./Glendale
86	Jesse Simmons	WR	5-8	161	Fr.	Alton, Ill./Marquette Catholic
87	Moritz Teuchert	TE	6-4	240	Jr.	Berlin, Germany/Berlin Adler
88	Tyler Chandler	WR	5-11	208	Sa.	St. Louis, Mo./McCluer South Berkeley
89	Ben Anderson	TE	6-4	240	Fr.	Highlands Ranch, Colo./Valor Christian
91	Collyn McCarthy	DE	6-3	242	Sa.	Lansing, Kan./Lansing
92	Arsante Conners	DE	6-2	253	Sa.	Ferguson, Mo./Oakville
95	Rashon Anderson	DL	6-3	255	Sa.	Maryland Heights, Mo./Parkway North
96	Barrett Foley	K	6-5	219	Sa.	Omaha, Neb./Creighton Prep
98	Jonathan Harris	DT	6-5	290	Sr.	Aurora, Ill./Waubansie Valley
99	Tayvian Weary	DL	5-10	305	Fr.	St. Louis, Mo./Vianney
	Asa Baker	DL	6-2	260	Fr.	Kimberling City, Mo./Reeds Spring
	Wendall Bronner	CB	5-11	178	Fr.	St. Louis, Mo./Marquette
	Jacob Buckner	RB	6-1	180	Fr.	Lincoln, Neb./Lincoln Southwest
	Tyson Collins	DL	6-3	270	Fr.	St. Louis, Mo./Parkway North
	Jayce Conklin	DB	6-1	180	Fr.	Lincoln, Neb./Lincoln Southwest
	Sam Davis	DL	6-2	238	Fr.	St. Charles, Mo./Francis Howell Central
	Robert Dietrich	TE	5-9	238	Fr.	Wentzville, Mo./Fort Zumwalt West
	John Doria	QB	6-0	190	Fr.	Webster Groves, Mo./Webster Groves
	Chase Giorgi	LB	5-10	200	Fr.	St. Louis, Mo./Oakville
	Thomas Gustafson	LB	6-1	225	Fr.	Plainfield, Ill./Plainfield Central
	Justin Hedrick	DL	6-4	256	Fr.	St. Charles, Mo./Francis Howell Central
	Wesley Hines	CB	6-2	190	Fr.	Lake Saint Louis, Mo./Liberty
	Andrew Martin	RB	5-8	170	Fr.	Holden, Mo./Holden
	Mann McGruder	S	5-11	187	Fr.	St. Louis, Mo./Ritenour
	Nathan Murray	DB	6-1	190	Fr.	Kearney, Neb./Kearney
	Joshua Semau	DL	6-6	350	Fr.	Camdenton, Mo./Camdenton
	Matthew Thibault	LB	6-2	210	Fr.	Highlands Ranch, Colo./Valor Christian
	Ryan Thibault	DB	6-3	195	Fr.	Highlands Ranch, Colo./Valor Christian
	Jadin Watson	DB	5-10	182	Fr.	Highlands Ranch, Colo./Valor Christian
	Clark Whitaker	LB	5-11	197	Fr.	Carrollton, Texas/Hebron
	Triston Wilkinson	WR	6-2	180	Fr.	Newburgh, Ind./Castle
	Jacob Walken	LB	6-2	197	Fr.	California, Mo./California

Pronunciation Guide

- #4 Cade Brister (Br - ister (like twister))
- #8 Erik Henneman (Hen - a - men)
- #9 Uchenna Egwuonwu (Doch - en - a, Egg - woo - on - woo)
- #10 Alex Faddoul (Fa-dule)
- #12 Najee Jackson (Nah - jey)
- #15 Mason Bendigo (Ben - da - go)
- #16 Max Meylor (My - ler)
- #21 Christian Rabay (Ruh - bay)
- #25 Zach Turnure (Turn-year)

- #28 Jaden Kohls (Coals)
- #30 Ethan Staskewicz (Stas - ka - wicz)
- #39 D'Harius Brown (Duh - hair - e - us)
- #42 Matt Terlizzi (Tur - liz - ee)
- #53 Tanner Sobotka (So - boat - cuh)
- #54 Blake Rogenhofer (Rog - in - hoffer)
- #60 Mitch Abeln (Ah - blin)
- #61 Evan Pumphrey (Pump - freee)
- #72 Lucas Beddow (Bed - oh)

- #77 Jaylen Flye-Sadler (Fly - Sad - lur)
- John Doria (Door - e - uh)
- Chase Giorgi (G - or - G)
- Thomas Gustafson (Gus - tuf - son)
- Mann McGruder (Mick - groo - der)
- Joshua Semau (See - mau)
- Matthew Thibault (T - Bo)
- Ryan Thibault (T - Bo)
- Jacob Walken (Wool - ken)



Mitch Abeln
FR - LS




Ben Anderson
FR - TE



Rashon Anderson
SO - DL




Asa Baker
FR - DL



Jordan Barlow
SO - QB




Lucas Beddow
SR - DL



Mason Bendigo
SR - TE



CJ Bivens
SR - LB



Nate Blanchard
SR - LB




Cade Brister
FR - QB



Wendall Bronner Jr.
FR - DB



D'Harius Brown
SR - DB



Jacob Buckner
FR - RB



CJ Bynum
SR - DL



Tyler Chandler
SO - WR



Koby Charles
FR - DB



Tyson Collins
FR - DL




Jayce Conklin
FR - DB



Arsante Conners
SO - DE



Michael Crowder
SR - P




Grady Daniels
SO - DB



Antonio Davis
SR - DT



Sam Davis
FR - DL



Roman De Leon
FR - WR



Robert Dietrich
FR - TE




John Doria
FR - QB



AJ Dudley
SR - DB



Uchenna Egwuanwu
JR - DL



Alex Faddoul
SO - QB



Jaylen Flye-Sadler
JR - DL



Barrett Foley
SO - K



Chase Giorgi
FR - LB



Franklin Green
JR - DL



Tyler Green
SR - DB



Dalton Grohler
RB - QB




Thomas Gustafson
FR - LB



Drew Harlow
SO - DL



Jonathan Harris
SR - DL



Justin Hedrick
FR - DL



Erik Henneman
JR - TE




Wesley Hines
FR - DB



Tyler Hogan
SR - WR




Cameron Holman
FR - DB



Najee Jackson
SR - WR



Jarrett Johnson
SO - WR



Joshua Johnson
JR - DL



Trevor Jones
SO - DB




Keiondre Jordan
FR - DB



David Knox
SO - DT



Jaden Kohls
FR - RB




Houston Little
SO - DB



Lloyd Lockett
SO - DB



Andrew Martin
FR - RB



Callyn McCarthy
SO - DE




Marc McClinton
FR - OL



Ricky McCoy
JR - DB



Mann McGruder
FR - DB



Max Maylor
SO - QB




Nathan Murray
FR - DB



Ryan Norwine
FR - WR




Brayden Parker
SR - OL



Jordan Perry
SO - DB



Evan Pumphrey
SR - OL



Christian Rabay
JR - DB




Spencer Redd
FR - WR




Blake Rogenhofer
FR - OL



Payton Rose
FR - WR



Cameron Sanders
SR - RB




Cameron Scales
JR - TE



Alex Scharf
FR - TE



Drew Seers
SO - LB



Caleb Sellers
JR - OL



Joshua Semau
FR - OL



Paul Silvio
SR - WR



Jesse Simmons
FR - WR



Justin Smith
SR - WR



Tanner Sobotka
JR - DL



ShawnTrez Spates
JR - CB



Ethan Staskewicz
SO - RB




Brendan Sullivan
JR - OL



Nash Sutherlin
JR - RB



Matt Terlizzi
JR - LB



Moritz Teuchert
JR - TE




Matthew Thibault
FR - LB




Ryan Thibault
FR - DB



Dominique Thornhill
SO - LB



Zach Turnure
GR - LB



Caleb Urwiller
FR - WR




Jadin Watson
FR - DB



Tayvian Weary
FR - DL



Spencer Wester
FR - WR



Clark Whitaker
FR - LB



Josh White
FR - WR



Triston Wilkinson
FR - WR



Darrius Williams
JR - DB




Reid Williams
FR - LS



Jacob Wolken
FR - LB



Logan Wright
FR - OL





HARLEN C. HUNTER STADIUM

Hunter Stadium is one of the busiest places on campus throughout the year. It is the home for Lindenwood football, men's and women's soccer, field hockey, and men's and women's lacrosse. The stadium was built in 1976 by the St. Louis football Cardinals as a place to hold their training camp. In 1988, the stadium was renovated and a new artificial turf was installed. Eleven years later in 1999, Hunter Stadium debuted a new turf called Astro Play.

After the 2004 season, Hunter Stadium would undergo its biggest renovation. The stadium was to be completely renovated, including end zone seating, a brand new two-story press box with luxury boxes, and a new concession area.

In 2009, the playing surface at the facility was replaced with EnviroTurf. The next renovation was more of an addition. The Student-Athlete Center, an academic success center including coaches' offices, and new locker rooms, was built in 2012. The three-story building was added behind the south end zone. In 2018 a new Ram Turf surface was placed on the field. The stadium hosted NAIA football playoff games in 2004, 2008, 2009, and 2010 and the NAIA Women's Soccer National Championships in 2001 and 2002. In 2009, 2010, and 2015, the St. Louis Rams held training camp scrimmages at Hunter Stadium. Each of the three games drew over 5,000 spectators. During the NFL lockout in 2011, several St. Louis Rams players chose Lindenwood for offseason training.

The stadium is named after Dr. Harlen C. Hunter, who founded the St. Louis Orthopedic Sports Medicine Clinic in Chesterfield in 1979, the first clinic of its kind in the St. Louis area. Hunter's contributions were the key to the upgrades of the playing surface in 1988.

STADIUM FACTS

Capacity	6,000
Surface	Ram Turf
Location	St. Charles, Mo.
First Game	1990
First Opponent	Dana (Neb.)
Score	Lindenwood 21-14
All-Time Home Record	90-69



YEAR-BY-YEAR HOME RECORDS

YEAR	RECORD
1990	5-2
1991	2-3
1992	1-4
1993	2-4
1994	2-2
1995	4-3
1996	3-2
1997	4-1
1998	3-1
1999	3-2
2000	1-6
2001	3-2
2002	1-4
2003	3-3
2004	5-1
2005	4-1
2006	4-2
2007	5-0
2008	6-0
2009	7-0
2010	5-1
2011	5-1
2012	4-2
2013	2-3
2014	0-5
2015	2-4
2016	2-3
2017	2-4
2018	0-3



2018 DEPTH CHART

LINDENWOOD OFFENSE					
POS	NO	NAME	YR	HT	WT
QB	4	Cade Brister	Fr.	6-1	209
	16	Max Meylor	So.	6-2	217
RB	29	Nash Sutherlin	Jr.	5-8	173
	1	Cameron Sanders	Sr.	6-2	208
TE	8	Erik Henneman	Jr.	6-3	228
	15	Mason Bendigo	Sr.	6-6	240
WR	80	Payton Rose	Fr.	6-0	180
	12	Najee Jackson	Sr.	6-2	203
WR	19	Jarrett Johnson	So.	6-1	186
	88	Tyler Chandler	So.	5-11	208
WR	20	Tyler Hogan	Sr.	5-9	182
	84	Paul Silvio	Sr.	5-11	209
LT	72	Lucas Beddow	Sr.	6-4	312
	77	Jaylen Flye-Sadler	Jr.	6-8	314
LG	78	Caleb Sellers	Jr.	6-4	320
	66	Brayden Parker	Sr.	6-4	277
C	76	Brendan Sullivan	Jr.	6-2	279
	79	Logan Wright	Fr.	6-5	338
RG	61	Evan Pumphrey	Sr.	6-2	297
	52	Marc McClinton	Fr.	6-3	294
RT	54	Blake Rogenhofer	Fr.	6-3	271
	74	Franklin Green	Jr.	6-8	319

LINDENWOOD SPECIAL TEAMS					
POS	NO	NAME	YR	HT	WT
K	96	Barrett Foley	So.	6-5	219
P	36	Michael Crowder	Sr.	6-1	175
LS	62	Reid Williams	Fr.	6-0	230
H	36	Michael Crowder	Sr.	6-1	175

LINDENWOOD DEFENSE					
POS	NO	NAME	YR	HT	WT
DE	9	Uchenna Egwuonwu	Jr.	6-2	262
	56	Joshua Johnson	Jr.	6-1	225
DT	98	Jonathan Harris	Sr.	6-5	290
	99	Tayvian Weary	Fr.	5-10	305
DT	55	Antonio Davis	Sr.	6-3	286
	91	Collyn McCarthy	So.	6-3	242
DE	53	Tanner Sobotka	Jr.	6-4	238
	92	Arsante Conners	So.	6-2	253
LB	5	Drew Seers	So.	6-1	222
	49	Nate Blanchard	Sr.	6-0	219
LB	43	CJ Bivens	Sr.	6-2	235
	25	Zach Turnure	Sr.	6-1	228
NI	7	Ricky McCoy	Jr.	5-9	169
	23	Keiondre Jordan	Fr.	6-0	178
CB	3	Tyler Green	Sr.	6-3	190
	22	Cameron Holman	Fr.	5-11	163
S	14	Grady Daniels	So.	6-3	201
	47	Lloyd Lockett	So.	5-10	181
S	2	Darrius Williams	Jr.	6-2	188
	35	Houston Little	So.	5-11	206
CB	6	Jordan Perry	So.	6-1	169
	23	Keiondre Jordan	Fr.	6-0	178

LINDENWOOD SPECIAL TEAMS					
POS	NO	NAME	YR	HT	WT
KR	1	Cameron Sanders	Sr.	6-2	208
	29	Nash Sutherlin	Jr.	5-8	173
PR	20	Tyler Hogan	Sr.	5-9	182
	7	Ricky McCoy	Jr.	5-9	169

2018 STATISTICS

TEAM STATISTICS	LWU	OPP	RUSHING	ATT	NET	AVG	TD	LONG	AVG/G	KICK RETURNS	NO.	YARDS	AVG	TD	LONG			
SCORING	193	201	Sutherlin,Nash	60	426	7.1	3	87	71.0	Sanders,Cameron	19	436	22.9	1	92			
Points Per Game	32.2	33.5	Brister,Cade	11	388	3.5	4	38	64.7	Sutherlin,Nash	10	144	14.4	0	22			
Points Off Turnovers	44	21	Sanders,Cameron	40	148	3.7	2	14	24.7	Total.....	30	580	19.3	1	92			
FIRST DOWNS	137	133	Staskewicz,Ethan	12	59	4.9	0	14	11.8	Opponents.....	21	432	20.6	0	7			
Rushing	56	63	Total.....	233	990	4.2	9	87	165.0	FIELD GOALS	FGM-FGA	PCT.	0-29	30-39	40+	LG	BLK	
Passing	68	53	Opponents.....	276	1187	4.3	13	55	197.8	Foley,Barrett	2-3	66.7	0-0	2-2	0-1	38	0	
Penalty	13	17	PASSING	CMP-ATT-INT	PCT	YARDS	TD	LONG	AVG/G	PUNTING	NO.	YARDS	AVG	LONG	TB	FC	120	50+
RUSHING YARDAGE	990	1187	Brister,Cade	115-193-4	59.6	1306	13	38	217.7	Crowder,Michael	35	1393	39.8	61	2	5	8	5
Yards gained rushing	1184	1323	Meylor,Max	6-8-0	75.0	53	1	17	26.5	Total.....	35	1393	39.8	61	2	5	8	5
Yards lost rushing	194	136	Total.....	123-204-4	60.3	1392	15	38	232.0	Opponents.....	26	997	38.3	58	0	9	11	2
Rushing Attempts	233	276	Opponents.....	110-192-7	57.3	1198	11	62	199.7	DEFENSIVE	TOTAL	TFL-YDS	S-YDS	I-YDS	FR-YDS	FF		
Average Per Rush	4.2	4.3	RECEIVING	NO.	YARDS	AVG	TD	LONG	AVG/G	Williams,Darrius	67	0-0	0-0	0-0	0-0	1		
Average Per Game	165.0	197.8	Henneman,Erik	31	393	12.7	7	34	65.5	Daniels,Grady	56	1.5-2	0-0	2-67	0-0	0		
TDs Rushing	9	13	Rose,Payton	17	241	14.2	1	31	40.2	Seers,Drew	50	8.0-22	1.0-9	1-82	0-0	0		
PASSING YARDAGE	1392	1198	Johnson,Jarrett	16	198	12.4	2	28	33.0	Bivens,CJ	44	4.5-23	0.5-6	0-0	0-0	0		
Yards gained passing	123-204-4	110-192-7	Sutherlin,Nash	15	84	5.6	0	15	14.0	Harris,Jonathan	37	4.5-23	2.5-18	0-0	1-0	0		
Yards lost passing	6.8	6.2	Hogan,Tyler	12	90	7.5	0	16	18.0	Blanchard,Nate	26	1.5-5	0-0	0-0	0-0	0		
Rushing Attempts	11.3	10.9	Jackson,Najee	10	139	13.9	2	27	23.2	McCoy,Ricky	25	1.5-2	0-0	1-25	0-0	0		
Average Per Catch	232.0	199.7	Silvio,Paul	10	111	11.1	1	20	18.5	Egwuonwu,Uchenna	22	4.5-27	1.5-3	0-0	0-0	0		
Average Per Game	15	11	Total.....	123	1392	11.3	15	38	232.0	Perry,Jordan	20	0-0	0-0	1-0	0-0	0		
TDs Passing	2382	2385	Opponents.....	110	1198	10.9	11	62	199.7	Turnure,Zach	19	1.5-4	0-0	0-0	0-0	0		
TOTAL OFFENSE	437	468	PUNT RETURNS	NO.	YARDS	AVG	TD	LONG	DEFENSIVE	Davis,Antonio	18	1.0-1	0-0	0-0	0-0	0		
Total Plays	5.5	5.1	McCoy,Ricky	7	29	4.1	0	15	Daniels,Grady	17	0.5-1	0-0	0-0	0-0	0			
Average Per Play	397.0	397.5	Hogan,Tyler	1	18	18.0	0	18	Seers,Drew	17	0-0	0-0	1-0	0-0	0			
Average Per Game	397.5	397.5	Total.....	8	47	5.9	0	18	Green,Tyler	17	0-0	0-0	1-0	0-0	0			
KICK RETURNS: #-Yards	30-580	21-432	Opponents.....	12	174	14.5	0	5	Sobotka,Tanner	16	2.5-13	1.5-10	0-0	0-0	0			
PUNT RETURNS: #-Yards	8-47	12-174	PUNT RETURNS	NO.	YARDS	AVG	TD	LONG	Conners,Arsante	15	1.5-8	1.0-7	0-0	1-0	0			
INT RETURNS: #-Yards	7-167	4-18	McCoy,Ricky	7	29	4.1	0	15	Spates,ShawnIrez	9	2.0-8	0-0	1-7	0-0	0			
			Hogan,Tyler	1	18	18.0	0	18	Weary,Tayvian	5	0-0	0-0	0-0	0-0	0			
			Total.....	8	47	5.9	0	18	Total.....	496	35-139	8-53	7-167	3-0	1			
			Opponents.....	12	174	14.5	0	5	Opponents.....	434	47-194	16-112	4-18	3-58	6			
Lindenwood	35	62	62	34	0	193												
Opponents	43	72	38	45	3	201												



2018 DEPTH CHART

NORTHEASTERN STATE OFFENSE					
POS	NO	NAME	YR	HT	WT
QB	7	Cade Yeager	So.	6-1	210
	10	Jake Pruitt	Jr.	6-3	225
	27	Tre'von Overstreet	So.	6-1	225
RB	23	Boo McKnight	Jr.	6-2	230
	49	Ukoh Essang	Jr.	5-11	215
WR	3	Rayheem Brummitt	Jr.	5-11	180
	82	Joshua Bolden	Fr.	6-0	175
WR	1	Isaiah Upshaw	So.	5-9	160
	12	Callen Houston	Fr.	5-10	160
TE	84	Jacob Drysdale	Sr.	6-3	235
	89	Nick Thompson	So.	6-2	250
LT	72	Madison Wrather	Fr.	6-4	290
	69	Anthony Lippillo	Fr.	6-4	265
LG	78	Isaac Barham	So.	6-3	315
	62	Jason Staggs	Jr.	6-2	285
C	62	Jason Staggs	Jr.	6-2	285
	65	Chase Vance	Fr.	6-0	265
RG	55	Damarri Tryon	Jr.	6-2	290
	61	John Waters	Jr.	6-2	285
RT	79	Jason Bell	Fr.	6-5	300
	69	Anthony Lippillo	Fr.	6-4	265
NORTHEASTERN STATE SPECIAL TEAMS					
P	48	Blake Pearce	Sr.	6-2	190
K	39	Brady Ellsworth	Fr.	5-8	165
LS	84	Jacob Drysdale	Sr.	6-3	235
H	10	Jake Pruitt	Jr.	6-3	225

NORTHEASTERN STATE DEFENSE					
POS	NO	NAME	YR	HT	WT
DE	15	Michael Simmons	Jr.	6-2	255
	95	Dailon Holmes	Jr.	6-3	250
DT	52	Justin Duffie	Fr.	6-3	315
	99	Eli Harvey	So.	6-1	335
DE	90	JaCory Miller	So.	6-3	235
	93	Billy Baker	Fr.	6-4	285
LB	34	Caleb Crites	Fr.	5-10	220
	50	Daxx McCalister	Fr.	5-11	200
LB	44	Lane Yoder	Jr.	6-1	205
	54	Caleb Treat	Fr.	5-11	210
LB	13	J'Quille Washington	So.	6-2	205
	28	Shykim Seymore	So.	6-1	180
LB	35	Amir Sa'id	Fr.	6-1	225
	25	Caleb Calhoon	Fr.	6-2	190
CB	4	Ja'len Evans	So.	5-10	175
	24	Dakarai Hamilton	Jr.	6-2	200
S	30	Courtland Clark	Fr.	5-8	170
	11	Vonte' White	Jr.	6-0	175
S	19	Jean Bazile	Jr.	5-11	185
	6	Ty Nichols	Fr.	6-1	190
CB	20	Jordan Prince	So.	5-10	180
	33	Jack Alspaugh	Jr.	5-10	180
NORTHEASTERN STATE SPECIAL TEAMS					
KR	21	Craig Davis	Fr.	5-9	180
	20	Jordan Prince	So.	5-10	180
PR	1	Isaiah Upshaw	So.	5-9	160

2018 STATISTICS

TEAM STATISTICS		NSU	OPP	RUSHING						FIELD GOALS									
				ATT	NET	AVG	TD	LONG	AVG/G	FGM-FGA	PCT.	0-29	30-39	40+	LG	BLK			
SCORING		61	314	Davis,Craig	36	129	3.6	2	39	21.5	Ellsworth,Brady	1-1	100.0	0-0	1-1	0-0	30	0	
Points Per Game		10.2	52.3	Tre'Von Overstreet	41	103	2.5	0	13	20.6	PUNTING								
Points Off Turnovers		14	55	McKnight,Boo	29	70	2.4	1	9	11.7	NO.	YARDS	AVG	LONG	TB	FC	120	50+	
FIRST DOWNS		77	170	Jackson,Kevin	21	46	2.2	0	12	11.5	Ellsworth,Brady	51	1829	35.9	54	0	13	8	3
Rushing		23	102	Total.....	212	288	1.4	3	39	48.0	Total.....	54	1977	36.6	56	1	13	9	5
Passing		37	50	Opponents.....	318	1925	6.1	25	60	320.8	Opponents.....	20	806	40.3	51	0	7	12	1
Penalty		17	18	PASSING						DEFENSIVE									
RUSHING YARDAGE		288	1925	CMP-ATT-INT	PCT	YARDS	TD	LONG	AVG/G	TOTAL	TFL-YDS	S-YDS	I-YDS	FR-YDS	FF				
Yards gained rushing		547	2009	Yeager,Cade	41-91-3	45.1	488	2	61	122.0	Clark,Courtland	21	0-0	0-0	0-0	1-10	1		
Yards lost rushing		259	84	Pruitt,Jake	35-76-4	46.1	398	2	73	79.6	J'Quille Washington	21	6.5-23	1.0-2	0-0	0-0	0		
Rushing Attempts		212	318	Total.....	82-176-7	46.6	936	4	73	156.0	Bazile,Jean	21	1.0-2	0-0	0-0	0-0	0		
Average Per Rush		1.4	6.1	Opponents.....	90-147-3	61.2	1237	16	86	206.2	White,Vonte'	21	1.5-3	0-0	0-0	0-0	0		
Average Per Game		48.0	320.8	RECEIVING						Evans,Ja'len									
TDs Rushing		3	25	NO.	YARDS	AVG	TD	LONG	AVG/G	Sa'id,Amir	13	0-0	0-0	0-0	0-0	0			
PASSING YARDAGE		936	1237	Brummitt,Ryheem	23	361	15.7	3	73	60.2	Sa'id,Amir	13	0-0	0-0	0-0	1-0	1		
Comp-Att-Int		82-176-7	90-147-3	Houston,Callen	19	176	9.3	0	23	29.3	Duffie,Justin	13	0-0	0-0	0-0	0-0	0		
Average Per Pass		5.3	8.4	Upshaw,Isaiah	12	188	15.7	0	52	37.6	Yoder,Lane	13	1.0-1	0-0	1-0	0-0	0		
Average Per Catch		11.4	13.7	Parker,Lamar	7	83	11.9	0	30	16.6	Bell,Tyrel	16	1.5-4	1.0-4	0-0	0-0	0		
Average Per Game		156.0	206.2	Davis,Craig	5	14	2.8	0	12	2.3	Dakarai Hamilton	12	1.0-1	0-0	1-0	0-0	0		
TDs Passing		4	16	Golden,Joshua	4	36	9.0	0	10	6.0	Nichols, Ty	11	0-0	0-0	0-0	0-0	0		
TOTAL OFFENSE		1224	3162	Total.....	82	936	11.4	4	73	156.0	Prince,Jordan	13	0-0	0-0	0-0	0-0	0		
Total Plays		388	465	Opponents.....	90	1237	13.7	16	86	206.2	Daxx McCalister	10	1.0-2	0-0	0-0	1-0	0		
Average Per Play		3.2	6.8	PUNT RETURNS						Seymore,Shykim									
Average Per Game		204.0	527.0	NO.	YARDS	AVG	TD	LONG	Clark,Courtland										
KICK RETURNS: #-Yards		30-651	11-238	Upshaw,Isaiah	2	34	17.0	0	34	Holmes,Dailon									
PUNT RETURNS: #-Yards		3-34	20-216	Total.....	3	34	11.3	0	34	Simmons,Michael									
INT RETURNS: #-Yards		3-0	7-118	Opponents.....	20	216	10.8	0	38	Antwine,Ashton									
		IST	2ND	3RD	4TH	TOTAL	KICK RETURNS						Alspaugh,Jack						
Northeastern State		3	44	7	7	61	NO.	YARDS	AVG	TD	LONG	Treat,Caleb							
Opponents		107	46	93	68	314	Davis,Craig	20	522	26.1	1	94	Total.....						
								Prince,Jordan	6	85	14.2	0	20	Opponents.....					
								Total.....	30	651	21.7	1	94						
								Opponents.....	11	238	21.6	0	33						

- PROJECTED OFFENSIVE STARTERS -

QUARTERBACK



Cade Brister

O'Fallon, Mo.
Fort Zumwalt North
6-1 | 209
Freshman

-Named team's Scout Team Offensive Player of the Year in 2017
-Twice named team's Offensive Scout Player of the Week
-2016 Missouri Player of the Year in high school
-Two-time first-team all-state with over 6,600 yards in career

YEAR	COMP-ATT	YDS	TD	INT	COMP%
2017		Redshirted			
2018	115-193	1,306	13	4	59.6
Career	115-193	1,306	13	4	59.6

RUNNING BACK



Nash Sutherlin

Columbia, Mo.
Battle
5-8 | 173
Junior

-Rushed for 164 yards on 24 carries in 2017
-Had a season-high 70 rushing yards against NSU last season
-Two-time Offensive Scout Player of the Week in 2016
-2014 MSHSAA 5A Offensive Player of the Year

YEAR	ATT	YDS	TD	YDS/R	YDS/G
2015		Redshirted			
2016		Did not appear in a contest			
2017	24	164	1	6.8	27.3
2018	60	426	3	7.1	71.0
Career	84	590	4	7.0	49.2

WIDE RECEIVER



Payton Rose

Cumberland, Wis.
Cumberland
6-0 | 180
Freshman

-Named team's Special Teams Scout Player of the Week in 2017 (NWMSU)
-First-team all-conference on offense as a senior
-Passed for 1,703 yards and 21 touchdowns in high school
-Rushed for 1,467 yards and 11 touchdowns in career at Lincoln Southeast

YEAR	REC	YDS	TD	YDS/C	YDS/G
2018	17	241	1	14.2	40.2
Career	17	241	1	14.2	40.2

WIDE RECEIVER



Jarrett Johnson

Festus, Mo.
Festus
6-1 | 186
Sophomore

-Caught four passes for 36 yards and a touchdown in 2017
-Named team's Special Teams Player of the Week (NSU)
-Redshirted in 2016, named team's Special Teams Player of the Week (PSU)
-Conference Player of the Year in high school

YEAR	REC	YDS	TD	YDS/C	YDS/G
2016		Redshirted			
2017	4	36	1	9.0	18.0
2018	16	198	2	12.4	33.0
Career	20	234	3	11.7	29.3

WIDE RECEIVER



Tyler Hogan

Rowlett, Texas
Rowlett
5-9 | 182
Senior

-Appeared in all 11 games in 2017 and made one catch for 11 yards
-Has one rush for eight yards and one kick return for 10 yards
-Honorable-mention all conference at Cisco Community College in 2015
-Unanimous first-team all-district and offensive MVP in high school

YEAR	REC	YDS	TD	YDS/C	YDS/G
2016	0	0	0	0	0
2017	1	11	0	11.0	1.0
2018	12	90	0	7.5	18.0
Career	13	101	0	7.8	4.6

TIGHT END



Erik Henneman

Gretna, La.
West Jefferson
6-3 | 228
Junior

-Named team's Offensive Scout Player of the Week (NWMSU)
-Competed at Santa Monica CC and El Camino CC prior to Lindenwood
-Played in all 10 games at El Camino in 2016 (35 rec, 560 yards, 10 TDs)
-Played in five games at Santa Monica (7 rec, 62 yards, 1 TD)

YEAR	REC	YDS	TD	YDS/C	YDS/G
2017		Redshirted			
2018	31	393	7	12.7	65.5
Career	31	393	7	12.7	65.5

LEFT TACKLE



Lucas Beddow

Honolulu, Hawaii
Kamehameha
6-4 | 312
Senior

-Started all 11 games in 2017 at left tackle
-Named team's Offensive Player of the Game (PSU)
-Named team's Offensive Player of the Game (MSSU)
-Played at Riverside City College prior to Lindenwood

YEAR	GP	GS
2017	11	11
2018	6	6
Career	17	17

LEFT GUARD



Caleb Sellers

Frisco, Texas
Wakeland
6-4 | 320
Junior

-Appeared in all 11 games in 2017 with eight starts
-Named team's Offensive Player of the Week (ESU)
-Started his first game in 2016 against NSU
-Was a 3.5 star snapper by Kohl's Kicking, Punting, and Snapping in high school

YEAR	GP	GS
2014		Redshirted
2015	10	0
2016	2	1 Medical Redshirt
2017	11	8
2018	6	4
Career	29	13

CENTER



Brendan Sullivan

St. Peters, Mo.
Francis Howell Central
6-2 | 277
Junior

-Has seven starts in nine games in his career
-Appeared in eight games with six starts in 2016 at center
-Named to the MIAA Academic Honor Roll three times
-Second-team all-state in high school

YEAR	GP	GS
2014		Redshirted
2015		Did not appear in a contest
2016	8	6
2017	1	1
2018	6	6
Career	15	13

RIGHT GUARD



Evan Pumphrey

Imperial, Calif.
Imperial
6-2 | 297
Senior

-Honorable-mention all-MIAA in 2017
-Named team's Offensive Player of the Week (FHSU)
-Named team's Offensive Scout Player of the Week (NSU)
-Second-team all-conference at Grossmont College prior to Lindenwood

YEAR	GP	GS
2017	11	8
2018	6	6
Career	17	14

RIGHT TACKLE



Blake Rogenhofer

Overland, Mo.
Ritenour
6-3 | 271
Freshman

-Second-team all-state selection in high school
-Second-team all-metro as a senior
-First-team all-conference
-Made first start against MSSU in 2018

YEAR	GP	GS
2018	5	4
Career	5	4

- PROJECTED DEFENSIVE STARTERS -

DEFENSIVE END



Uchenna Egwuonwu

Union, N.J.
Union
6-2 | 262
Junior

-Played in 20 games for University of Maine
-Tallied 45 tackles with 3.5 for loss
-Had one sack with one pass breakup
-First-team all-conference in high school

YEAR	TACKLES	SOLO	SACKS	TFL	FF-FR
Transfer from University of Maine					
2018	22	11	1.5	4.5	0-0
Career	22	11	1.5	4.5	0-0

DEFENSIVE TACKLE



Jon Harris

Aurora, Ill.
Waubesaie Valley
6-5 | 290
Senior

-First-team all-MIAA in 2017 (49 tackles, 5.5 sacks)
-Third-team all-MIAA in 2016 (6.0 sacks, 11 TFL)
-Honorable-mention all-MIAA in 2015
-Team captain in 2017 & 2018

YEAR	TACKLES	SOLO	SACKS	TFL	FF-FR
2015	41	18	4.5	8.0	0-0
2016	34	21	6.0	11.0	1-0
2017	49	22	5.5	8.0	2-1
2018	37	15	2.5	4.5	0-1
Career	161	76	18.5	31.5	3-2

DEFENSIVE TACKLE



Antonio Davis

Columbus, Ohio
Beechcroft
6-3 | 286
Senior

-Honorable-mention all-MIAA in 2017
-46 tackles with 22 solo in 2017
-6.0 TFL with 1.5 sacks as a junior
-FF on second play of the game against UNK (led to Lindenwood TD) in 2017

YEAR	TACKLES	SOLO	SACKS	TFL	FF-FR
2016	28	9	0.5	3.5	0-0
2017	46	22	1.5	6.0	1-0
2018	18	5	0.0	1.0	0-0
Career	92	36	2.0	10.5	1-0

DEFENSIVE END



Tanner Sobotka

Wildwood, Mo.
Eureka
6-4 | 238
Junior

-Had 24 total tackles in 2017 with eight solo stops
-Registered 1.5 sacks against Emporia State in 2016
-Second-team all-state in high school
-Posted eight sacks and 13 TFL in senior season at Eureka High School

YEAR	TACKLES	SOLO	SACKS	TFL	FF-FR
2016	18	7	2.5	3.5	0-0
2017	24	8	0.0	0.0	0-0
2018	15	6	1.5	2.5	0-0
Career	58	21	4.0	6.0	0-0

LINEBACKER



Drew Seers

St. Louis, Mo.
Parkway West
6-1 | 222
Sophomore

-Named team's Newcomer of the Year in 2017
-Averaged 9.4 tackles per game as true freshman
-Would have ranked 5th in MIAA for tackles, but DNP in enough games
-First-team all-state linebacker in high school

YEAR	TACKLES	SOLO	INT	TFL	FF-FR
2017	66	34	1	4.5	1-0
2018	50	21	1	8.0	0-0
Career	116	55	2	12.5	1-0

LINEBACKER



CJ Bivens

Columbia, Mo.
Rock Bridge
6-2 | 235
Senior

-Second on the team in 2017 with 89 tackles
-Ranked 5th in MIAA & 55th in D-II with 5.0 solo tackles per game
-Had double-figure tackles in four different games
-First-team all-state in high school

YEAR	TACKLES	SOLO	SACKS	TFL	FF-FR
2016	Did not appear in a contest				
2017	89	55	3.0	7.5	0-0
2018	44	21	0.5	4.5	0-0
Career	133	76	3.5	12.0	0-0

NICKEL



Ricky McCoy

St. Louis, Mo.
Ritenour
5-9 | 169
Junior

-Had two interceptions in 2017 with five pass breakups in 2017
-Intercepted a pass early against PSU in a 45-11 win on the road
-Picked off a pass in the fourth quarter against FHSU, added six tackles
-Had a key TFL with 27 seconds left in the game to help the Lions defeat UNK

YEAR	TACKLES	SOLO	INT	PBU	FF-FR
2016	42	28	2	5	0-1
2017	37	29	2	5	0-1
2018	25	17	1	0	0-0
Career	104	74	5	10	0-2

CORNERBACK



Tyler Green

Waldorf, Md.
DeMatha Catholic
6-3 | 190
Senior

-Played in 31 games for the Hoosiers with 29 tackles and 2 FF
-Had two tackles with a TFL and FF against Georgia Southern in 2017
-Made six solo stops with one TFL against Michigan as a freshman
-All-state selection in high school

YEAR	TACKLES	SOLO	INT	PBU	FF-FR
Transfer from Indiana University					
2018	17	12	1	4	0-0
Career	17	12	1	4	0-0

SAFETY



Grady Daniels

Floristell, Mo.
Timberland
6-3 | 201
Sophomore

-Appeared in all 11 games in 2017 as a true freshman
-Recorded five tackles against MSSU
-Had three solo stops in a 45-11 win against PSU on the road
-Second-team all-state as a senior in high school

YEAR	TACKLES	SOLO	INT	PBU	FF-FR
2017	29	11	0	0	0-0
2018	56	31	2	3	0-0
Career	85	42	2	3	0-0

SAFETY



Darrius Williams

St. Charles, Mo.
St. Charles
6-2 | 188
Junior

-Third-team all-MIAA in 2017 with 100 tackles
-3rd in MIAA and 23rd in D-II with 5.7 solo tackles per contest
-Ranked 5th in the MIAA and 38th in D-II with 9.1 tackles per game
-Had season-high 14 tackles with nine solo in 45-11 win over PSU on the road

YEAR	TACKLES	SOLO	INT	PBU	FF-FR
2016	15	9	0	1	0-0
2017	100	63	0	2	2-0
2018	67	33	0	2	1-0
Career	182	105	0	5	3-0

CORNERBACK



Jordan Perry

St. Louis, Mo.
University City
6-1 | 169
Sophomore

-Appeared in all 11 games and started the final six of the season
-Season-high eight tackles in 45-11 win over PSU on the road
-Had two pass breakups against ESU & UCM
-Had at least one tackle in every game in 2017

YEAR	TACKLES	SOLO	INT	PBU	FF-FR
2017	38	25	0	4	0-0
2018	20	16	1	3	0-0
Career	58	41	1	7	0-0



NO.	NAME	POS	HT	WT	YR	HOMETOWN/PREVIOUS SCHOOL
1	Isaiah Upshaw	WR	5-9	160	So.	Dallas, Texas/Duncanville
3	Ryheem Brummitt	WR	5-11	180	Jr.	Chattanooga, Tenn./Brainerd
4	Ja'len Evans	DB	5-10	175	So.	Garland, Texas/Garland
5	Ashton Antwine	DB	6-0	200	Sr.	Edmond, Okla./Memorial
6	Ty Nichols	S	6-1	190	Fr.	Lancaster, Texas/Lancaster
7	Cade Yeager	QB	6-1	210	So.	Broken Arrow, Okla./Broken Arrow
9	D'Kameron White	S	5-10	190	So.	Shreveport, La./Airline
10	Jake Pruitt	QB	6-3	225	Jr.	Manteca, Calif./Sierra
11	Vonte' White	DB	6-0	175	Jr.	Lufkin, Texas/Lufkin
12	Callen Houston	WR	5-10	160	Fr.	Jones, Okla./Jones
13	J'Quille Washington	LB	6-2	205	So.	Hattiesburg, Miss./Forrest County
14	Brayden Klusak	DB	6-3	200	Fr.	McAlester, Okla./McAlester
15	Michael Simmons	DE	6-2	255	Jr.	Ridgeland, Miss./Ridgeland
16	Brice Waggle	QB	6-1	195	So.	Farmington, Ark./Farmington
17	Mark Wheeland	WR	6-3	170	Fr.	Haskell, Okla./Haskell
19	Jean Bazile	DB	5-11	185	Jr.	Miami, Fla./Hialeah
20	Jordan Prince	WR	5-10	180	So.	Edmond, Okla./Edmond North
21	Craig Davis	RB	5-9	180	Fr.	Shreveport, La./Huntington
22	Joshua Dykes	DB	6-0	185	Fr.	Shreveport, La./Woodland Academy
23	Boo McKnight	RB	6-2	230	Jr.	Bosier City, La./Parkway
24	Dakarai Hamilton	DB	6-2	200	Jr.	Scottsdale, Ga./Southwest DeKalb
25	Caleb Calhoun	DB	6-2	190	Fr.	Tulsa, Okla./Victory Christian
26	Jay Baker	QB	5-9	165	Fr.	Inola, Okla./Inola
27	Tre'von Overstreet	RB	6-1	225	So.	Drumright, Okla./Drumright
28	Shykim Seymore	DB	6-1	180	So.	Baton Rouge, La./The Church Academy
30	Courtland Clark	DB	5-8	170	Fr.	Arlington, Texas/Sequin
31	Tyrel Bell	RB	5-9	230	Fr.	Choctaw, Okla./Choctaw
33	Jack Alspaugh	DB	5-10	180	Jr.	Tulsa, Okla./Union
34	Caleb Crites	LB	5-10	220	Fr.	Colcord, Okla./Colcord
35	Amir Sa'id	DE	6-1	225	Fr.	Cedar Hill, Texas/Cedar Hill
36	Kevin Jackson	RB	5-9	190	Jr.	Columbus, Miss./Columbus
38	RL Castleman	DB	6-2	200	Fr.	Watts, Okla./Colcord
39	Brady Ellsworth	K	5-8	165	Fr.	Allen, Texas/Allen
40	Willie Thomas	LB	6-1	220	Fr.	Forney, Texas/North Forney
41	Roger Adams	RB	5-11	190	Fr.	Oklahoma City, Okla./Northwest Classen
44	Lane Yoder	LB	6-1	205	Jr.	Adair, Okla./Adair
46	Zack Robertson	DB	5-8	155	Fr.	Inola, Okla./Inola
48	Blake Pearce	P	6-2	190	Sr.	Sallisaw, Okla./Central
49	Ukah Essang	FB	5-11	215	Jr.	Arlington, Texas/Martin
50	Daxx McCalister	LB	5-11	200	Fr.	Oklahoma City, Okla./Millwood
52	Justin Duffie	DT	6-3	315	Fr.	Tyler, Texas/Bishop Gorman
54	Caleb Treat	LB	5-11	210	Fr.	Catoosa, Okla./Catoosa
55	Damarri Tryon	OL	6-2	290	Jr.	Grand Prairie, Texas/Mansfield Timberview
56	Landis Roberson	DE	6-3	240	Fr.	Wagoner, Okla./Wagoner
57	Brady Kropp	LB	6-2	220	Fr.	Claremore, Okla./Claremore
58	Ty Neighbors	LB	6-1	190	Fr.	Muskogee, Okla./Hilldale
59	Steve Adair	LB	6-1	220	Fr.	Wagoner, Okla./Wagoner
61	John Waters	OL	6-2	285	Jr.	Mesquite, Texas/Horn
62	Jason Staggs	OL	6-2	285	Jr.	Mesquite, Texas/West
63	Chaz Jimerson	OL	6-2	270	Fr.	Tahlequah, Okla./Tahlequah
65	Chase Vance	OL	6-0	265	Fr.	Talala, Okla./Dologah
69	Anthony Lippillo	OL	6-4	265	Fr.	Springfield, Mo./Parkview
72	Madison Wrather	OL	6-4	290	Fr.	Yukon, Okla./Yukon
75	Tucker Edmonson	OL	6-3	320	So.	Carthage, Mo./Carthage
78	Isaac Barham	OL	6-3	315	So.	Bartlesville, Okla./Bartlesville
79	Jason Bell	OL	6-5	300	Fr.	Dwasso, Okla./Dwasso
80	Tre Currin	TE	6-4	220	Fr.	Lawton, Okla./MacArthur
82	Joshua Bolden	WR	6-0	175	Fr.	Arlington, Texas/Sam Houston
84	Jacob Drysdale	TE	6-3	235	Sr.	Arnold, Mo./Fox
85	William Owens	TE	6-4	200	Fr.	Mansfield, Texas/Timberview
87	Cory Jones	WR	6-4	190	Fr.	Duncanville, Texas/Grand Prairie

NO.	NAME	POS	HT	WT	YR	HOMETOWN/PREVIOUS SCHOOL
89	Nick Thompson	TE	6-2	250	So.	Coweta, Okla./Coweta
90	JaCory Miller	DL	6-3	235	So.	Lufkin, Texas/Lufkin
91	Roddrick Armstrong	DE	6-0	230	Fr.	Garland, Texas/Lakeview Centennial
93	Billy Baker	DT	6-4	285	Fr.	Baton Rouge, La./Christian Life Academy
95	Dailon Holmes	DE	6-3	250	Jr.	Denton, Texas/Denton
99	Eli Harvey	DL	6-1	335	So.	Monroe, Ga./Monroe Area
	Tim Davis	P	5-10	190	So.	Sallisaw, Okla./Sallisaw
	Noah Dotson	QB	6-0	220	Fr.	Alma, Ark./Alma
	Rashawn Eubanks	WR	5-10	175	Jr.	Roland, Okla./Roland
	Zane Farris	OL	6-2	280	Fr.	Coalgate, Okla./Coalgate
	Ethan Grayson	WR	6-2	180	Fr.	Edmond, Okla./Crossings Christian
	Chris Henderson	DB	6-0	175	Fr.	Cedar Hill, Texas/Cedar Hill
	Kaden Kerr	WR	6-3	175	Fr.	Muskogee, Okla./Hilldale
	Jackson Knight	OL	6-4	300	Fr.	Siloam Springs, Ark./Siloam Springs
	Garrett Limon	OL	6-1	245	Fr.	Nowata, Okla./Nowata
	AJ McEntire	TE	6-4	200	Fr.	Tulsa, Okla./Sperry
	Jacob Medrano	QB	5-10	180	Fr.	Muskogee, Okla./Muskogee
	Riley Nebeker	TE	6-2	220	So.	Celina, Texas/Celina
	Jacob Norman	WR	5-10	160	Fr.	Inola, Okla./Inola
	Triumphant Dlatunji	DB	6-2	180	Fr.	Fort Worth, Texas/South Hills
	Cole Pack	OL	6-4	255	Fr.	Inola, Okla./Inola
	Gage Ramey	WR	6-3	170	Fr.	Sallisaw, Okla./Muldrow
	Alvin Runnels	DB	6-2	200	Fr.	Arlington, Texas/Arlington Bowie
	Jonathan Simmons	S	6-1	175	Fr.	Elkhart, Texas/Elkhart
	Xavier Staten	WR	6-4	200	Fr.	Farmington, Ark./Farmington
	Ken Torrance	LB	6-3	200	Fr.	Cordova, Tenn./Cordova
	Trey Waggle	LS	6-4	195	Fr.	Farmington, Ark./Farmington
	AJ Watson	RB	5-11	175	Fr.	Monroe, La./Richwood
	Cameron West	WR	5-10	160	Fr.	Fort Worth, Texas/Western Hills
	Cale Winton	OL	6-3	255	Fr.	Washington, Okla./Washington

COACHING STAFF

Rob Robinson	Head Coach
Rob Messinger	Assistant Head Coach, Wide Receivers, Recruiting Coordinator
Dane Simoneau	Offensive Coordinator/Quarterbacks
Eric Gibson	Defensive Coordinator
Julian Mendez	Assistant Coach/Offensive Line
Marvin Bohannon	Assistant Coach/Defensive Backs
Michael Davis	Assistant Coach/Linebackers
Trevor Fritz	Speed, Strength, and Conditioning Coach
Abby Gunnink	Athletic Trainer
Brady Foltz	Graduate Assistant
George Sanders	Graduate Assistant
Curtis Smith	Graduate Assistant
Marcus Knapp	Graduate Assistant



2018 SCHEDULE

 WASHBURN UNIVERSITY ICHABODS Head Coach Craig Schurig Career: 110-74 School: 110-74	AUGUST 30, 2018 7:00 PM HARLEN C. HUNTER STADIUM ST. CHARLES, Mo.	2017 RESULTS WASHBURN - 26 LINDENWOOD - 16
 MISSOURI SOUTHERN STATE UNIVERSITY LIONS Head Coach Denver Johnson Career: 72-95 School: 3-30	SEPTEMBER 8, 2018 6:00 PM FRED G. HUGHES STADIUM JOPLIN, Mo.	MISSOURI SOUTHERN - 17 LINDENWOOD - 37
 UNIVERSITY OF CENTRAL OKLAHOMA BRONCHOS Head Coach Nick Bobeck Career: 30-37 School: 30-37	SEPTEMBER 15, 2018 7:00 PM HARLEN C. HUNTER STADIUM ST. CHARLES, Mo.	CENTRAL OKLAHOMA - 35 LINDENWOOD - 14
 EMPORIA STATE UNIVERSITY HORNETS Head Coach Garin Higgins Career: 121-66 School: 70-57	SEPTEMBER 22, 2018 2:00 PM FRANCIS G. WELCH STADIUM EMPORIA, KAN.	EMPORIA STATE - 41 LINDENWOOD - 30
 PITTSBURG STATE UNIVERSITY GORILLAS Head Coach Tim Beck Career: 68-27 School: 68-27	SEPTEMBER 29, 2018 1:00 PM HARLEN C. HUNTER STADIUM ST. CHARLES, Mo.	PITTSBURG STATE - 11 LINDENWOOD - 45
 UNIVERSITY OF NEBRASKA-KEARNEY LOPERS Head Coach Josh Lynn Career: 39-35 School: 3-8	OCTOBER 6, 2018 11:00 AM RON & CAROL COPE STADIUM KEARNEY, NEB.	NEBRASKA-KEARNEY - 31 LINDENWOOD - 35
 NORTHEASTERN STATE UNIVERSITY RIVERHAWKS Head Coach Rob Robinson Career: 6-38 School: 6-38	OCTOBER 13, 2018 2:00 PM DOC WADLEY STADIUM TAHLEQUAH, OKLA.	NORTHEASTERN STATE - 10 LINDENWOOD - 49
 NORTHWEST MISSOURI STATE UNIVERSITY BEARCATS Head Coach Rich Wright Career: 9-3 School: 9-3	OCTOBER 20, 2018 1:00 PM HARLEN C. HUNTER STADIUM ST. CHARLES, Mo.	NORTHWEST MISSOURI - 19 LINDENWOOD - 0
 FORT HAYS STATE UNIVERSITY TIGERS Head Coach Chris Brown Career: 49-31 School: 49-31	OCTOBER 27, 2018 2:00 PM LEWIS FIELD STADIUM HAYS, KAN.	FORT HAYS - 38 LINDENWOOD - 35
 UNIVERSITY OF CENTRAL MISSOURI MULES Head Coach Jim Svoboda Career: 117-47 School: 65-28	NOVEMBER 3, 2018 1:00 PM HARLEN C. HUNTER STADIUM ST. CHARLES, Mo.	CENTRAL MISSOURI - 31 LINDENWOOD - 24
 MISSOURI WESTERN STATE UNIVERSITY GRIFFONS Head Coach Matt Williamson Career: 4-7 School: 4-7	NOVEMBER 10, 2018 1:00 PM SPRATT MEMORIAL STADIUM ST. JOSEPH, Mo.	MISSOURI WESTERN - 40 LINDENWOOD - 8



INDIVIDUAL STATISTICS

Rushing	g	att	gain	loss	net	avg	td	lg	avg/g
Sutherland,Nash	6	60	446	20	426	7.1	3	87	71.0
Brister,Cade	6	111	515	127	388	3.5	4	38	64.7
Sanders,Cameron	6	40	158	10	148	3.7	2	14	24.7
Staskewicz,Ethan	5	12	62	3	59	4.9	0	14	11.8
Jackson,Najee	6	1	1	0	1	1.0	0	1	0.2
Johnson,Jarrett	6	1	1	0	1	1.0	0	1	0.2
Rose,Payton	6	1	3	5	-2	-2.0	0	0	-0.3
Meylor,Max	2	2	0	15	-15	-7.5	0	0	-7.5
TEAM	5	5	0	16	-16	-3.2	0	0	-3.2
Total	6	233	1186	196	990	4.2	9	87	165.0
Opponents	6	276	1323	136	1187	4.3	13	55	197.8

Passing	g	effic	comp	att	in	pct	yds	td	lg	avg/g
Brister,Cade	6	134.51	115	193	4	59.6	1306	13	38	217.7
Meylor,Max	2	171.90	6	8	0	75.0	53	1	17	26.5
Jackson,Najee	6	665.20	1	1	0	100.	28	1	28	4.7
Sanders,Cameron	6	142.00	1	1	0	100.	5	0	5	0.8
TEAM	5	0.00	0	1	0	0.0	0	0	0	0.0
Total	6	137.95	123	204	4	60.3	1392	15	38	232.0
Opponents	6	121.32	110	192	7	57.3	1198	11	62	199.7

Receiving	g	no.	yds	avg	td	lg	avg/g
Henneman,Erik	6	31	393	12.7	7	34	65.5
Rose,Payton	6	17	241	14.2	1	31	40.2
Johnson,Jarrett	6	16	198	12.4	2	28	33.0
Sutherland,Nash	6	15	84	5.6	0	15	14.0
Hogan,Tyler	5	12	90	7.5	0	16	18.0
Jackson,Najee	6	10	139	13.9	2	27	23.2
Silvio,Paul	6	10	111	11.1	1	20	18.5
Sanders,Cameron	6	5	74	14.8	1	38	12.3
Bendigo,Mason	5	4	45	11.2	1	25	9.0
Staskewicz,Ethan	5	2	3	1.5	0	8	0.6
Chandler,Tyler	6	1	14	14.0	0	14	2.3
Total	6	123	1392	11.3	15	38	232.0
Opponents	6	110	1198	10.9	11	62	199.7

Punt Returns	no.	yds	avg	td	lg
McCoy,Ricky	7	29	4.1	0	15
Hogan,Tyler	1	18	18.0	0	18
Total	8	47	5.9	0	18
Opponents	12	174	14.5	0	51

Interceptions	no.	yds	avg	td	lg
Daniels,Grady	2	67	33.5	1	50
Seers.Drew	1	82	82.0	1	82
Green,Tyler	1	0	0.0	0	0
McCoy,Ricky	1	25	25.0	0	25
Spates,ShawnTrez	1	-7	-7.0	0	0
Perry,Jordan	1	0	0.0	0	0
Total	7	167	23.9	2	82
Opponents	4	18	4.5	0	16

Kick Returns	no.	yds	avg	td	lg
Sanders,Cameron	19	436	22.9	1	92
Sutherland,Nash	10	144	14.4	0	22
Staskewicz,Ethan	1	0	0.0	0	0
Total	30	580	19.3	1	92
Opponents	21	432	20.6	0	72

Fumble Returns	no.	yds	avg	td	lg
Total	0	0	0.0	0	0
Opponents	1	58	58.0	1	58

SCORING STATISTICS

Scoring	td	fg	PAT				dx	saf	pts
			kick	rush	rcv	pass			
Henneman,Erik	7	-	-	-	-	-	-	42	
Foley,Barrett	-	2-3	25-27	-	-	-	-	31	
Brister,Cade	4	-	-	-	-	-	-	24	
Sanders,Cameron	4	-	-	-	-	-	-	24	
Sutherland,Nash	3	-	-	-	-	-	-	18	
Johnson,Jarrett	2	-	-	-	-	-	-	12	
Jackson,Najee	2	-	-	-	-	-	-	12	
Rose,Payton	1	-	-	-	-	-	-	6	
Bendigo,Mason	1	-	-	-	-	-	-	6	
Silvio,Paul	1	-	-	-	-	-	-	6	
Seers.Drew	1	-	-	-	-	-	-	6	
Daniels,Grady	1	-	-	-	-	-	-	6	
Total	27	2-3	25-27	-	-	-	-	193	
Opponents	25	9-10	24-25	-	-	-	-	201	

Field Goals	fg	pct.	01-19	20-29	30-39	40-49	50-99	lg	blk
Foley,Barrett	2-3	66.7	0-0	0-0	2-2	0-1	0-0	38	0

FG Sequence	Lindenwood	Opponents
Washburn	-	(19),53,(45)
Mo. Southern St.	(32)	(35),(37)
Central Oklahoma	-	(23)
Emporia State	-	-
Pittsburg State	(38),46	(20),(22)
Nebraska-Kearney	-	(24),(28)

Numbers in (parentheses) indicate field goal was made.


ALL-PURPOSE AND TOTAL OFFENSE

All Purpose	g	rush	rcv	pr	kr	ir	total	avg/g
Sanders,Cam	6	148	74	0	436	0	658	109.7
Sutherlin,Nas	6	426	84	0	144	0	654	109.0
Henneman,Er	6	0	393	0	0	0	393	65.5
Brister,Cade	6	388	0	0	0	0	388	64.7
Rose,Payton	6	-2	241	0	0	0	239	39.8
Johnson,Jarr	6	1	198	0	0	0	199	33.2
Jackson,Naje	6	1	139	0	0	0	140	23.3
Silvio,Paul	6	0	111	0	0	0	111	18.5
Hogan,Tyler	5	0	90	18	0	0	108	21.6
Seers.Drew	6	0	0	0	0	82	82	13.7
Daniels,Grad	6	0	0	0	0	67	67	11.2
Staskewicz,E	5	59	3	0	0	0	62	12.4
McCoy,Ricky	6	0	0	29	0	25	54	9.0
Bendigo,Mas	5	0	45	0	0	0	45	9.0
Chandler,Tyle	6	0	14	0	0	0	14	2.3
Spates,Shaw	4	0	0	0	0	-7	-7	-1.8
Meylor,Max	2	-15	0	0	0	0	-15	-7.5
TEAM	5	-16	0	0	0	0	-16	-3.2
Total	6	990	1392	47	580	167	3176	529.3
Opponents	6	1187	1198	174	432	18	3009	501.5

Total Offense	g	plays	rush	pass	total	avg/g
Brister,Cade	6	304	388	1306	1694	282.3
Sutherlin,Nash	6	60	426	0	426	71.0
Sanders,Cameron	6	41	148	5	153	25.5
Staskewicz,Ethan	5	12	59	0	59	11.8
Meylor,Max	2	10	-15	53	38	19.0
Jackson,Najee	6	2	1	28	29	4.8
Johnson,Jarrett	6	1	1	0	1	0.2
Rose,Payton	6	1	-2	0	-2	-0.3
TEAM	5	6	-16	0	-16	-3.2
Total	6	437	990	1392	2382	397.0
Opponents	6	468	1187	1198	2385	397.5

Punting	no.	yds	avg	lg	tb	fc	i20	50+	blk
Crowder,Michael	35	139	39.8	61	2	5	8	5	0
Total	35	139	39.8	61	2	5	8	5	0
Opponents	26	99	38.3	58	0	9	11	2	1

Kickoffs	no.	yds	avg	tb	ob	retn	net	ydln
Foley,Barrett	33	161	48.8	4	3			
Total	33	161	48.8	4	3	20.6	32.7	32
Opponents	37	214	58.1	4	2	19.3	39.7	25



DEFENSIVE STATISTICS

#	Defensive Leaders	gp	Tackles				tfl/yds	Sacks no-yds	Pass defense			Fumbles		blkd	
			ua	a	tot				int-yds	brup	qbh	rcv-yds	ff	kick	saf
2	Williams,Darrius	6	33	34	67	.	.	.	2	.	.	1	.	.	
14	Daniels,Grady	6	31	25	56	1.5-2	.	2-67	3	
5	Seers,Drew	6	21	29	50	8.0-22	1.0-9	1-82	1	
43	Bivens,CJ	6	21	23	44	4.5-23	0.5-6	.	.	2	
98	Harris,Jonathan	6	15	22	37	4.5-23	2.5-18	.	.	.	1-0	.	.	.	
49	Blanchard,Nate	6	9	17	26	1.5-5	
7	McCoy,Ricky	6	17	8	25	1.5-2	.	1-25	
9	Egwuonwu,Uchenna	6	11	11	22	4.5-27	1.5-3	.	1	
6	Perry,Jordan	6	16	4	20	.	.	1-0	3	
25	Turnure,Zach	5	8	11	19	1.5-4	
55	Davis,Antonio	6	5	13	18	1.0-1	1	.	
45	Knox,David	6	7	10	17	0.5-1	
3	Green,Tyler	6	12	5	17	.	.	1-0	4	
53	Sobotka,Tanner	6	6	10	16	2.5-13	1.5-10	
92	Conners,Arsante	6	5	10	15	1.5-8	1.0-7	.	.	.	1-0	.	.	.	
11	Spates,ShawnTrez	4	9	.	9	2.0-8	.	1--7	3	
99	Weary,Tayvian	5	1	4	5	
22	Holman,Cameron	2	4	1	5	1-0	.	.	.	
35	Little,Houston	6	3	1	4	1	.	
88	Chandler,Tyler	6	3	1	4	
23	Jordan,Keiondre	5	3	1	4	
47	Lockett,Lloyd	5	1	2	3	
56	Johnson,Joshua	3	.	2	2	
42	Terlizzi,Matt	3	.	2	2	
76	Sullivan,Brendan	6	1	.	1	
10	Faddoul,Alex	4	1	.	1	
96	Foley,Barrett	6	1	.	1	
21	Rabay,Christian	5	.	1	1	
44	Harlow,Drew	6	1	.	1	
19	Johnson,Jarrett	6	1	.	1	
31	Charles,Koby	1	1	.	1	
62	Williams,Reid	5	1	.	1	
30	Staskewicz,Ethan	5	1	.	1	

RED ZONE NUMBERS

Lindenwood Inside Opponent Red-Zone

Date	Opponent	W-L	Score	Times in RZ	Total Scores	Points Scored	TD's	Rushing TD's	Passing TD's	FG'S
Aug 30	Washburn	L	14-27	2	2	14	2	1	1	0
Sep 08	at Mo. Southern St.	W	51-13	7	7	44	6	2	4	1
Sep 15	Central Oklahoma	L	42-52	1	1	7	1	1	0	0
Sep 22	at Emporia State	W	48-41	4	4	28	4	2	2	0
Sep 29	Pittsburg State	L	24-27	1	1	7	1	0	1	0
Oct 06	at Nebraska-Kearney	L	14-41	2	1	7	1	1	0	0
TOTALS				17	16	107	15	7	8	1

16 of 17 (94.1%)

Opponents Inside Lindenwood Red-Zone

Date	Opponent	W-L	Score	Times in RZ	Total Scores	Points Scored	TD's	Rushing TD's	Passing TD's	FG'S
Aug 30	Washburn	L	14-27	4	4	24	3	3	0	1
Sep 08	at Mo. Southern St.	W	51-13	4	3	13	1	1	0	2
Sep 15	Central Oklahoma	L	42-52	3	3	17	2	1	1	1
Sep 22	at Emporia State	W	48-41	6	6	41	6	4	2	0
Sep 29	Pittsburg State	L	24-27	5	4	20	2	1	1	2
Oct 06	at Nebraska-Kearney	L	14-41	8	7	41	5	3	2	2
TOTALS				30	27	156	19	13	6	8

27 of 30 (90.0%)



INDIVIDUAL GAME HIGHS

Rushes	22	Brister,Cade vs Washburn (Aug 30, 2018)
		Brister,Cade vs Central Oklahoma (Sep 15, 2018)
		Brister,Cade vs Pittsburg State (Sep 29, 2018)
Yards Rushing	166	Sutherland,Nash at Emporia State (Sep 22, 2018)
TD Rushes	2	Sanders,Cameron at Mo. Southern St. (Sep 08, 2018)
Long Rush	87	Sutherland,Nash vs Pittsburg State (Sep 29, 2018)
Pass attempts	46	Brister,Cade vs Central Oklahoma (Sep 15, 2018)
Pass completions	28	Brister,Cade vs Central Oklahoma (Sep 15, 2018)
Yards Passing	308	Brister,Cade at Emporia State (Sep 22, 2018)
TD Passes	5	Brister,Cade at Emporia State (Sep 22, 2018)
Long Pass	38	Brister,Cade at Nebraska-Kearney (Oct 06, 2018)
Receptions	9	Henneman,Erik at Emporia State (Sep 22, 2018)
Yards Receiving	147	Henneman,Erik at Emporia State (Sep 22, 2018)
TD Receptions	4	Henneman,Erik at Mo. Southern St. (Sep 08, 2018)
Long Reception	38	Sanders,Cameron at Nebraska-Kearney (Oct 06, 2018)
Field Goals	1	Foley,Barrett at Mo. Southern St. (Sep 08, 2018)
		Foley,Barrett vs Pittsburg State (Sep 29, 2018)
Long Field Goal	38	Foley,Barrett vs Pittsburg State (Sep 29, 2018)
Punts	9	Crowder,Michael vs Pittsburg State (Sep 29, 2018)
Punting Avg	45.7	Crowder,Michael at Nebraska-Kearney (Oct 06, 2018)
Long Punt	61	Crowder,Michael at Nebraska-Kearney (Oct 06, 2018)
Punts inside 20	3	Crowder,Michael at Emporia State (Sep 22, 2018)
		Crowder,Michael vs Pittsburg State (Sep 29, 2018)
Long Punt Return	18	Hogan,Tyler at Mo. Southern St. (Sep 08, 2018)
Long Kickoff Return	92	Sanders,Cameron vs Central Oklahoma (Sep 15, 2018)
Tackles	16	Williams,Darrius at Nebraska-Kearney (Oct 06, 2018)
Sacks	1.0	Connors,Arsante at Mo. Southern St. (Sep 08, 2018)
		Seers,Drew at Emporia State (Sep 22, 2018)
		Sobotka,Tanner at Emporia State (Sep 22, 2018)
		Egwuonwu,Uchenna vs Pittsburg State (Sep 29, 2018)
		Harris,Jonathan at Nebraska-Kearney (Oct 06, 2018)
Tackles For Loss	4.5	Bivens,CJ vs Washburn (Aug 30, 2018)
Interceptions	1	Spates,ShawnTrez vs Washburn (Aug 30, 2018)
		Green,Tyler vs Washburn (Aug 30, 2018)
		Daniels,Grady at Mo. Southern St. (Sep 08, 2018)
		Daniels,Grady vs Central Oklahoma (Sep 15, 2018)
		McCoy,Ricky at Emporia State (Sep 22, 2018)
		Seers,Drew vs Pittsburg State (Sep 29, 2018)
		Perry,Jordan vs Pittsburg State (Sep 29, 2018)

TEAM GAME HIGHS

Rushes	48	at Emporia State (Sep 22, 2018)
Yards Rushing	294	at Emporia State (Sep 22, 2018)
Yards Per Rush	6.1	at Emporia State (Sep 22, 2018)
TD Rushes	2	at Mo. Southern St. (Sep 08, 2018)
		vs Central Oklahoma (Sep 15, 2018)
		at Emporia State (Sep 22, 2018)
		vs Central Oklahoma (Sep 15, 2018)
Pass attempts	48	vs Central Oklahoma (Sep 15, 2018)
Pass completions	29	vs Central Oklahoma (Sep 15, 2018)
Yards Passing	308	at Emporia State (Sep 22, 2018)
Yards Per Pass	11.8	at Emporia State (Sep 22, 2018)
TD Passes	5	at Emporia State (Sep 22, 2018)
Total Plays	86	vs Central Oklahoma (Sep 15, 2018)
Total Offense	602	at Emporia State (Sep 22, 2018)
Yards Per Play	8.1	at Emporia State (Sep 22, 2018)
Points	51	at Mo. Southern St. (Sep 08, 2018)
Sacks By	2	at Mo. Southern St. (Sep 08, 2018)
		at Emporia State (Sep 22, 2018)
		vs Central Oklahoma (Sep 15, 2018)
		at Emporia State (Sep 22, 2018)
Penalties	13	at Emporia State (Sep 22, 2018)
Penalty Yards	142	at Emporia State (Sep 22, 2018)
Turnovers	3	vs Central Oklahoma (Sep 15, 2018)
Interceptions By	2	vs Washburn (Aug 30, 2018)
		vs Pittsburg State (Sep 29, 2018)
		vs Pittsburg State (Sep 29, 2018)
Punts	9	at Nebraska-Kearney (Oct 06, 2018)
Punting Avg	45.7	at Nebraska-Kearney (Oct 06, 2018)
Long Punt	61	at Nebraska-Kearney (Oct 06, 2018)
Punts inside 20	3	at Emporia State (Sep 22, 2018)
		vs Pittsburg State (Sep 29, 2018)
Long Punt Return	18	at Mo. Southern St. (Sep 08, 2018)


GAME ONE | WASHBURN 27, LINDENWOOD 14

Scoring Summary (Final)
2018 Lindenwood Football
Washburn vs Lindenwood (Aug 30, 2018 at St. Charles, Mo.)

Washburn (1-0,1-0) vs. Lindenwood (0-1,0-1)

Date: Aug 30, 2018 • Site: St. Charles, Mo. • Stadium: Hunter Stadium

Attendance: 4033

Score by Quarters	1	2	3	4	Total
Washburn	7	10	10	0	27
Lindenwood	0	14	0	0	14

Qtr	Time	Scoring Play	V-H
1st	04:38	WU - Peterson,Blake 3 yd run (Schmiedeler,Perry kick), 6-63 2:33	7 - 0
2nd	12:48	LWU - Brister,Cade 4 yd run (Foley,Barrett kick), 15-83 6:44	7 - 7
	06:34	LWU - Henneman,Erik 5 yd pass from Brister,Cade (Foley,Barrett kick), 9-80 4:23	7 - 14
	01:46	WU - Whitten,Curtis 1 yd run (Schmiedeler,Perry kick), 12-67 4:42	14 - 14
	00:00	WU - Schmiedeler,Perry 19 yd field goal, 7-78 0:54	17 - 14
3rd	12:03	WU - Peterson,Blake 9 yd run (Schmiedeler,Perry kick), 2-10 0:40	24 - 14
	00:48	WU - Schmiedeler,Perry 45 yd field goal, 6-17 2:14	27 - 14

Kickoff time: 7:00 pm • End of Game: 9:58 pm • Total elapsed time: 2:58

Officials: Referee: Gary Anspach; Umpire: Troy Hoffstette; Linesman: John Livingston;

Line judge: Scott Wetterstr; Back judge: Tony Sloan; Field judge: Adam Hans;

Side judge: Shawn Gadberry; Center judge: Darewin Clardy;

Temperature: 78 • Wind: ESE 4 • Weather: Partly Cloudy


GAME TWO | LINDENWOOD 51, MISSOURI SOUTHERN 13

Scoring Summary (Final)
2018 Lindenwood Football
Lindenwood vs Mo. Southern St. (Sep 08, 2018 at Joplin, Mo.)

Lindenwood (1-1,1-1) vs. Mo. Southern St. (0-2,0-2)
 Date: Sep 08, 2018 • Site: Joplin, Mo. • Stadium: Hughes Stadium
 Attendance: 5237

Score by Quarters	1	2	3	4	Total
Lindenwood	14	6	28	3	51
Mo. Southern St.	0	13	0	0	13

Qtr	Time	Scoring Play	V-H
1st	08:09	LWU - Sanders,Cameron 10 yd run (Foley,Barrett kick), 4-33 1:09	7 - 0
	02:22	LWU - Henneman,Erik 8 yd pass from Brister,Cade (Foley,Barrett kick), 12-83 3:52	14 - 0
2nd	13:38	LWU - Henneman,Erik 12 yd pass from Meylor,Max (Foley,Barrett kick failed), 7-74 2:41	20 - 0
	12:22	MSSU - Sean Kelly 1 yd run (Paul Wolff kick), 4-60 1:07	20 - 7
	04:44	MSSU - Paul Wolff 35 yd field goal, 15-51 5:51	20 - 10
	01:18	MSSU - Paul Wolff 37 yd field goal, 8-38 2:33	20 - 13
3rd	06:40	LWU - Henneman,Erik 3 yd pass from Brister,Cade (Foley,Barrett kick), 13-73 5:07	27 - 13
	05:26	LWU - Daniels,Grady 50 yd interception return (Foley,Barrett kick)	34 - 13
	04:15	LWU - Henneman,Erik 9 yd pass from Brister,Cade (Foley,Barrett kick), 2-36 0:30	41 - 13
	01:46	LWU - Sanders,Cameron 3 yd run (Foley,Barrett kick), 5-36 2:29	48 - 13
4th	02:47	LWU - Foley,Barrett 32 yd field goal, 10-47 4:05	51 - 13

Kickoff time: 6 pm • End of Game: 8:43 pm • Total elapsed time: 2:43
 Officials: Referee: James Brockhart; Umpire: Eric Cooper; Linesman: Bill Gannaway;
 Line judge: Jeff Kopecky; Back judge: Brian Reeves; Field judge: Nick Marshall;
 Side judge: Kendall Martine; Center judge: John Dostal;
 Temperature: 67 • Wind: 2 mph • Weather: Overcast


GAME THREE | CENTRAL OKLAHOMA 52, LINDENWOOD 42

Scoring Summary (Final)
2018 Lindenwood Football
Central Oklahoma vs Lindenwood (Sep 15, 2018 at St. Charles, Mo.)

Central Oklahoma (1-2,1-2) vs. Lindenwood (1-2,1-2)
 Date: Sep 15, 2018 • Site: St. Charles, Mo. • Stadium: Hunter Stadium
 Attendance: 3469

Score by Quarters	1	2	3	4	Total
Central Oklahoma	10	14	7	21	52
Lindenwood	14	7	7	14	42

Qtr	Time	Scoring Play	V-H
1st	11:28	LWU - Rose,Payton 28 yd pass from Brister,Cade (Foley,Barrett kick), 8-77 3:32	0 - 7
	07:06	UCO - Quevedo,Alex 23 yd field goal, 8-69 4:22	3 - 7
	02:58	LWU - Sutherlin,Nash 2 yd run (Foley,Barrett kick), 10-75 4:08	3 - 14
	00:05	UCO - Basks,Dustin 22 yd pass from Calhoon,Keats (Quevedo,Alex kick), 6-75 2:53	10 - 14
2nd	06:47	UCO - Howell,Tyrone 8 yd pass from Calhoon,Keats (Quevedo,Alex kick), 7-76 2:51	17 - 14
	01:38	UCO - Basks,Dustin 12 yd pass from Calhoon,Keats (Quevedo,Alex kick), 1-12 0:00	24 - 14
	01:24	LWU - Sanders,Cameron 92 yd kickoff return (Foley,Barrett kick)	24 - 21
3rd	05:25	LWU - Johnson,Jarrett 28 yd pass from Jackson,Najee (Foley,Barrett kick), 7-61 3:09	24 - 28
	04:34	UCO - McKenzie,Clay 6 yd run (Quevedo,Alex kick), 2-23 0:40	31 - 28
4th	12:59	LWU - Brister,Cade 22 yd run (Foley,Barrett kick), 13-79 6:29	31 - 35
	12:01	UCO - Howell,Tyrone 62 yd pass from Garrett,Chandler (Quevedo,Alex kick), 3-65 0:58	38 - 35
	08:22	UCO - Monroe,Ronald 37 yd pass from Garrett,Chandler (Quevedo,Alex kick), 4-60 1:19	45 - 35
	01:37	UCO - Baughman,Daniel 58 yd fumble recovery (Quevedo,Alex kick)	52 - 35
	00:00	LWU - Jackson,Najee 26 yd pass from Brister,Cade (Foley,Barrett kick), 8-77 1:30	52 - 42

Kickoff time: 7:00 pm • End of Game: 10:06 pm • Total elapsed time: 3:06
 Officials: Referee: Craig Helser; Umpire: Robert Preston; Linesman: Bob Pritchett;
 Line judge: Dave Burge; Back judge: Brendon Barnes; Field judge: Terry Rogers;
 Side judge: Mark Brull; Center judge: Richard Jeffers;
 Temperature: 87 • Wind: WSW 5 • Weather: Clear


GAME FOUR | LINDENWOOD 48, EMPORIA STATE 41

Scoring Summary (Final)
2018 Lindenwood Football
Lindenwood vs Emporia State (Sep 22, 2018 at Emporia, Kan.)

Lindenwood (2-2,2-2) vs. Emporia State (2-2,2-2)

Date: Sep 22, 2018 • Site: Emporia, Kan. • Stadium: Jones Fld/Welch Stad

Attendance: 4987

Score by Quarters	1	2	3	4	Total
Lindenwood	0	21	20	7	48
Emporia State	13	7	7	14	41

Qtr	Time	Scoring Play	V-H
1st	08:46	ESU - Nault,Landon 3 yd pass from Marstall,Braxto (Schoonover,Clar kick), 10-88 2:57	0 - 7
	05:19	ESU - Nault,Landon 2 yd run (Schoonover,Clar kick blockd), 12-53 2:48	0 - 13
2nd	11:32	LWU - Sutherlin,Nash 8 yd run (Foley,Barrett kick), 8-53 3:52	7 - 13
	07:41	ESU - Marstall,Braxto 1 yd run (Schoonover,Clar kick), 13-78 3:51	7 - 20
	06:26	LWU - Jackson,Najee 3 yd pass from Brister,Cade (Foley,Barrett kick), 5-79 1:10	14 - 20
	01:04	LWU - Henneman,Erik 34 yd pass from Brister,Cade (Foley,Barrett kick), 10-80 4:20	21 - 20
3rd	09:09	LWU - Johnson,Jarrett 24 yd pass from Brister,Cade (Foley,Barrett kick), 10-95 4:29	28 - 20
	06:57	LWU - Bendigo,Mason 25 yd pass from Brister,Cade (Foley,Barrett kick failed), 3-39 1:05	34 - 20
	02:24	ESU - Nault,Landon 2 yd run (Schoonover,Clar kick), 14-73 4:33	34 - 27
	00:19	LWU - Henneman,Erik 3 yd pass from Brister,Cade (Foley,Barrett kick), 5-75 2:05	41 - 27
4th	10:42	LWU - Brister,Cade 2 yd run (Foley,Barrett kick), 6-60 3:18	48 - 27
	08:03	ESU - Marstall,Braxto 6 yd run (Schoonover,Clar kick), 11-53 2:33	48 - 34
	00:44	ESU - Harris,Tyler 7 yd pass from Marstall,Braxto (Schoonover,Clar kick), 9-83 2:23	48 - 41

Kickoff time: 2:00 pm • End of Game: 5:10 pm • Total elapsed time: 3:10

Officials: Referee: Lonnie Brickman; Umpire: David Burham; Linesman: Scott Strawn;

Line judge: Rick Sabath; Back judge: Michael Meenen; Field judge: Chris Scott;

Side judge: Matt Anderson; Center judge: Mark Sisco;

Temperature: 72 • Wind: ENE 5-10 • Weather: Sunny


GAME FIVE | #10 PITTSBURG STATE 27, LINDENWOOD 24 (OT)

Scoring Summary (Final)
2018 Lindenwood Football
#10 Pittsburg State vs Lindenwood (Sep 29, 2018 at St. Charles, Mo.)

Pittsburg State (5-0,5-0) vs. Lindenwood (2-3,2-3)
 Date: Sep 29, 2018 • Site: St. Charles, Mo. • Stadium: Hunter Stadium
 Attendance: 3098

Score by Quarters	1	2	3	4	OT	Total
Pittsburg State	3	14	0	7	3	27
Lindenwood	7	7	0	10	0	24

Qtr	Time	Scoring Play	V-H
1st	07:28	PSU - Vincent,Jared 20 yd field goal, 13-72 5:19	3 - 0
	02:31	LWU - Seers,Drew 82 yd interception return (Foley,Barrett kick)	3 - 7
2nd	04:15	PSU - Bradbury,B.J. 4 yd run (Vincent,Jared kick), 7-54 3:22	10 - 7
	01:37	LWU - Sutherlin,Nash 87 yd run (Foley,Barrett kick), 1-87 0:12	10 - 14
	00:28	PSU - West,Lorenzo 33 yd pass from Bradbury,B.J. (Vincent,Jared kick), 6-70 1:03	17 - 14
4th	07:14	LWU - Silvio,Paul 5 yd pass from Brister,Cade (Foley,Barrett kick), 8-64 2:44	17 - 21
	05:07	LWU - Foley,Barrett 38 yd field goal, 5-16 1:56	17 - 24
	02:05	PSU - Roderique,John 2 yd pass from Clemons,Brenner (Vincent,Jared kick), 14-58 2:55	24 - 24
OT	15:00	PSU - Vincent,Jared 22 yd field goal, 6-20 15:00	27 - 24

Kickoff time: 1:00 pm • End of Game: 4:11 pm • Total elapsed time: 3:11
 Officials: Referee: Dwight Neibling; Umpire: Eric Cooper; Linesman: Troy Davis;
 Line judge: Tyler Burroughs; Back judge: Michael Swoboda; Field judge: Brandon Friesen;
 Side judge: Jake Wolf; Center judge: Sean Johnston;
 Temperature: 64 • Wind: ESE 8 • Weather: Partly Cloudy


GAME SIX | NEBRASKA-KEARNEY 41, LINDENWOOD 14

Scoring Summary (Final)
2018 Lindenwood Football
Lindenwood vs Nebraska-Kearney (Oct 06, 2018 at Kearney, Neb.)

Lindenwood (2-4,2-4) vs. Nebraska-Kearney (4-2,4-2)
 Date: Oct 06, 2018 • Site: Kearney, Neb. • Stadium: Ron & Carol Cope
 Attendance: 3114

Score by Quarters	1	2	3	4	Total
Lindenwood	0	7	7	0	14
Nebraska-Kearney	10	14	14	3	41

Qtr	Time	Scoring Play	V-H
1st	08:21	UNKFB - Covarrubias,B. 24 yd field goal, 14-68 6:39	0 - 3
	03:01	UNKFB - Webb,Darrius 6 yd run (Covarrubias,B. kick), 6-80 2:20	0 - 10
2nd	06:19	UNKFB - Holcomb,Travis 5 yd pass from Summers,Cody (Covarrubias,B. kick), 18-88 9:03	0 - 17
	03:32	LWU - Sanders,Cameron 38 yd pass from Brister,Cade (Foley,Barrett kick), 7-65 2:47	7 - 17
	00:26	UNKFB - McGinnis,Alex 1 yd run (Covarrubias,B. kick), 7-29 2:55	7 - 24
3rd	14:36	UNKFB - Webb,Darrius 13 yd run (Covarrubias,B. kick), 1-13 0:07	7 - 31
	06:49	UNKFB - Goodwin,David 10 yd pass from McGinnis,Alex (Covarrubias,B. kick), 12-88 6:07	7 - 38
	04:14	LWU - Brister,Cade 1 yd run (Foley,Barrett kick), 8-65 2:35	14 - 38
4th	13:23	UNKFB - Covarrubias,B. 28 yd field goal, 4-1 1:24	14 - 41

Kickoff time: 11 am • End of Game: 1:50 • Total elapsed time: 1:50
 Officials: Referee: Scott Hardin; Umpire: Jim Losey; Linesman: J. Weatherford;
 Line judge: Nathan Cearley; Back judge: Ben Schmidt; Field judge: Casey Farley;
 Side judge: Kevin Warney; Center judge: Blake Berke;
 Temperature: 50 • Wind: N 13mph • Weather: Sunny, cool, breezy



LINDENWOOD FOOTBALL RECORD BOOK

TEAM RECORDS - SINGLE GAME

TOTAL OFFENSE

Most Plays:
98 vs. Culver-Stockton (2000)

Most Yards Gained:
735 vs. Evangel (2010)

RUSHING

Most Rushes:
63 vs. Culver-Stockton (1997)

Most Yards Gained:
417 vs. Northeastern State (2017)

Most Rushing Touchdowns:
8 vs. Culver-Stockton (2010)

PASSING

Most Attempts:
62 vs. Culver-Stockton (2000)

Most Completions:
36 vs. Lincoln (2013)

Most Yards Gained:
552 vs. Evangel (2010)

Most Touchdown Passes:
6 vs. Baker (2010)
6 vs. Nebraska-Kearney (2012)

SCORING

Most Points:
90 vs. Culver-Stockton (2010)

Most Points, Both Teams:
113 vs. Lambuth (2008)

Most Points, First Quarter:
28 vs. Northwestern (2001)
28 vs. Graceland (2010)
28 vs. Culver-Stockton (2011)

Most Points, Second Quarter:
36 vs. Central Methodist (2010)

Most Points, Third Quarter:
37 vs. Ottawa (2009)

Most Points, Fourth Quarter:
26 vs. Graceland (2011)

Most Points, First Half:
49 vs. Evangel (2010)
49 vs. Central Methodist (2010)
49 vs. Graceland (2010)
49 vs. Culver-Stockton (2011)

Most Points, Second Half:
44 vs. Ottawa (2009)

Most Touchdowns Scored:
13 vs. Culver-Stockton (2010)

Most PAT Made by Kicking:
12 vs. Culver-Stockton (2010)

Most Two-Point Conversions:
2 vs. Benedictine (2008)

Most Field Goals Made:
4 vs. Avila (2007)

ALL-PURPOSE

Most Yards (since 2004):
1046 vs. Culver-Stockton (2010)

TOTAL DEFENSE

Fewest Total Offense Yards Allowed:
77 vs. Central Methodist (2004)

Fewest Rushing Yards Allowed:
-7 vs. Peru State (1992)
-7 vs. Graceland (2011)

Fewest Passing Yards Allowed:
29 vs. Missouri Valley (1991)

Most Sacks Recorded by:
7 vs. Evangel (2004)
7 vs. Taylor (1995)
7 vs. Emporia State (2016)

INTERCEPTIONS

Most Passes Intercepted by:
6 vs. St. Xavier (1993)

Most Yards on Interception Returns:
130 vs. Central Oklahoma (2016)

Most Touchdowns on Interception Returns:
2 vs. Avila (2004)
2 vs. Nebraska-Kearney (2016)

Most Fumble Recoveries:
7 vs. Trinity International (1991)

Most Turnovers:
9 vs. Trinity International (1991)



Hakim Thomas - 2009 National Championship Game



Matt Angell & Rudy Fleming - 2009 vs Ottawa



INDIVIDUAL RECORDS - SINGLE GAME

TOTAL OFFENSE

Most Plays:

- 68, Cade Brister vs. Central Oklahoma (2018)
- 62, Najee Jackson vs. Emporia State (2017)
- 59, Graham Lindman vs. Northwest Missouri (2014)
- 59, Najee Jackson vs. Fort Hays (2017)
- 58, Graham Lindman vs. Central Oklahoma (2014)
- 57, Dillon Miller vs. Fort Hays (2014)
- 56, Mike Hofbauer vs. Evangel (2000)
- 54, Cade Brister vs. Nebraska-Kearney (2018)
- 53, Lamar Wilkes vs. Campbellsville (1991)
- 53, Dillon Miller vs. Lincoln (2013)
- 53, Dillon Miller vs. Central Missouri (2013)

Most Yards Gained:

- 474, Ben Gomez vs. Nebraska-Kearney (2012)
- 458, Philip Staback vs. Baker (2010)
- 433, Ben Kisner vs. Morningside (2008)
- 418, Philip Staback vs. Missouri Valley (2010)
- 406, Ben Gomez vs. Evangel (2008)
- 398, Najee Jackson vs. Emporia State (2017)
- 395, Dillon Miller vs. Central Missouri (2013)
- 389, Cade Brister vs. Emporia State (2018)
- 385, Philip Staback vs. Evangel (2010)
- 385, Philip Staback vs. Graceland (2010)
- 385, Najee Jackson vs. Fort Hays (2017)

RUSHING

Most Rushes:

- 43, DeDe Dorsey vs. Graceland (2005)
- 40, Marceo Haywood vs. Evangel (1999)
- 36, Derron Parquet vs. MidAmerica Nazarene (2004)
- 35, Adam Saperstein vs. Cumberland (1990)
- 35, Adam Saperstein vs. Hardin-Simmons (1991)
- 32, Ron Huskey vs. Missouri Valley (2000)
- 32, DeDe Dorsey vs. Northwestern (2004)
- 31, Sherwin Ellis vs. Northwestern (2003)
- 31, Derron Parquet vs. Central Methodist (2004)
- 31, Derron Parquet vs. Missouri Valley (2004)
- 31, DeDe Dorsey vs. Hastings (2004)
- 31, DeDe Dorsey vs. Evangel (2005)

Most Yards Gained

- 271, DeDe Dorsey vs. Graceland (2005)
- 246, DeDe Dorsey vs. Evangel (2005)
- 235, Marceo Haywood vs. Butler (1999)
- 235, Adam Saperstein vs. Cumberland (1990)
- 228, Denodus O'Bryant vs. Washburn (2012)
- 220, Adam Saperstein vs. St. Ambrose (1991)
- 215, DeDe Dorsey vs. Culver-Stockton (2004)
- 214, Adam Saperstein vs. Hardin-Simmons (1991)
- 198, DeDe Dorsey vs. Northwestern (2004)
- 196, Marceo Haywood vs. MidAmerica Nazarene (1998)

Most Touchdowns Scored by Rushing:

- 6, DeDe Dorsey vs. Graceland (2005)
- 5, Adam Saperstein vs. Hardin-Simmons (1991)
- 4, Connor Harris vs. Northeastern State (2014)
- 3, numerous times

Longest Rush:

- 88, Denodus O'Bryant vs. Washburn (2012)
- 87, Nash Sutherlin vs. Pittsburg State (2018)
- 84, Denodus O'Bryant vs. Central Missouri (2011)
- 84, Richard Murrell vs. Georgetown (2007)
- 82, Denodus O'Bryant vs. Evangel (2009)
- 81, Sherwin Ellis vs. Evangel (2003)
- 81, Hakeem Abdullah vs. Georgetown (2007)
- 80, Donnie Dillard vs. Trinity International (1995)
- 80, Wallace Santee vs. Central Methodist (1997)
- 80, Denodus O'Bryant vs. Pittsburg State (2012)
- 79, DeDe Dorsey vs. Central Methodist (2005)
- 79, Denodus O'Bryant vs. Truman State (2012)

PASSING

Most Attempts:

- 58, Mike Hofbauer vs. Baker (2000)
- 57, Graham Lindman vs. Northwest Missouri (2014)
- 55, Dillon Miller vs. Fort Hays (2014)
- 54, Graham Lindman vs. Central Oklahoma (2014)
- 52, Dillon Miller vs. Lincoln (2013)
- 52, Dillon Miller vs. Central Missouri (2013)
- 49, Najee Jackson vs. Emporia State (2017)
- 47, Max Brown vs. Benedictine (1997)
- 47, Ben Kisner vs. Lambuth (2008)
- 47, Najee Jackson vs. Fort Hays (2017)

Most Completions:

- 34, Dillon Miller vs. Lincoln (2013)
- 32, Ben Kisner vs. Morningside (2008)
- 31, Dillon Miller vs. Fort Hays (2014)
- 30, Max Brown vs. Benedictine (1997)
- 30, Mike Hofbauer vs. Baker (2000)
- 30, Najee Jackson vs. Emporia State (2017)
- 29, Dillon Miller vs. Central Missouri (2013)
- 29, Najee Jackson vs. Fort Hays (2017)
- 28, Max Brown vs. Benedictine (1996)
- 28, Cade Brister vs. Central Oklahoma (2018)

Most Yards Gained:

- 480, Ben Gomez vs. Nebraska-Kearney (2012)
- 445, Ben Kisner vs. Morningside (2008)
- 439, Mike Hofbauer vs. Baker (2000)
- 436, Philip Staback vs. Baker (2010)
- 407, Ben Gomez vs. Lincoln (2012)
- 406, Ben Kisner vs. Evangel (2008)
- 404, Philip Staback vs. Missouri Valley (2010)
- 393, Max Brown vs. Benedictine (1996)
- 390, Dillon Miller vs. Central Missouri (2013)
- 385, Philip Staback vs. Evangel (2010)
- 385, Philip Staback vs. Graceland (2010)

Most Touchdown Passes:


- 6, Philip Staback vs. Baker (2010)
- 6, Ben Gomez vs. Nebraska-Kearney (2012)
- 5, Max Brown vs. Graceland (1996)
- 5, Ben Kisner vs. Lambuth (2008)
- 5, Philip Staback vs. Central Methodist (2010)
- 5, Philip Staback vs. Avila (2010)
- 5, Ben Gomez vs. Lincoln (2012)
- 5, Cade Brister vs. Emporia State (2018)
- 4, numerous times



Billy Clark
2007-10



Ben Kisner
2005-08



Hakeem Abdullah
2006-07



Jeff Hynes
2006-09



Alex Robinson - 2011 vs. Central Missouri



Philip Staback - 2009 National Championship Game



Marcel Thompson - 2009 vs. Ottawa



Malach Radigan - 2012 vs. Lincoln

Longest Pass:

- 88, Cory Nessler to Mark Henrie vs. Peru State (1994)
- 87, Dillon Miller to Denodus O'Bryant vs. Pittsburg State (2012)
- 85, Emilia Salazar to George Mumphard (2004)
- 85, Mason Bendigo to DeSean Warren vs. Pittsburg St.(2016)**
- 83, Dillon Miller to Andrew Helmick vs. Winona State (2012)
- 83, Dillon Miller to Alex Robinson vs. Central Missouri (2013)
- 82, John Uribe to Andrew Helmick vs. Azusa Pacific (2011)
- 80, Bryce MacDonald to Jim Paddock vs. Okla. Panhandle (1992)
- 80, Dillon Miller to Denodus O'Bryant vs. Pittsburg State (2012)
- 80, Allen Thigpen to DeSean Warren vs. Fort Hays St.(2016)

RECEIVING

Most Passes Caught:

- 16, Jaron Alexander vs. Central Missouri (2013)
- 15, Mike Wyrick vs. Culver-Stockton (2000)
- 14, Deantrell Prince vs. Washburn (2016)
- 12, Dominic Peterson vs. Culver-Stockton (2007)
- 11, Mario Patton vs. St. Xavier (1995)
- 11, Jamere Holland vs. Missouri Valley (2010)
- 11, Jaron Alexander vs. Central Missouri (2014)
- 10, numerous times

Most Yards Gained:

- 218, Andrew Helmick vs. Missouri Southern (2012)
- 213, Andrew Helmick vs. Truman State (2012)
- 201, Andrew Helmick vs. Winona State (2012)
- 200, Andrew Helmick vs. Nebraska-Kearney (2012)
- 184, George Mumphard vs. MidAmerica Nazarene (2005)
- 176, Carlton Rivers vs. Benedictine (1996)
- 175, Deantrell Prince vs. Fort Hays (2017)
- 174, Mike Wyrick vs. Culver-Stockton (2000)
- 174, Matt Bramow vs. Evangel (2010)
- 172, Jamere Holland vs. Baker (2010)
- 172, Greg Coble vs. Nebraska-Kearney (2015)
- 172, DeSean Warren vs. Pittsburg State (2016)

Most Touchdown Passes Caught:


- 4, Erik Henneman vs. Missouri Southern (2018)**
- 3, Mario Patton vs. Graceland (1996)
- 3, Mark Henrie vs. Olivet Nazarene (1994)
- 3, Andrew Helmick vs. Texas A&M-Kingsville (2011)
- 3, Andrew Helmick vs. Kansas Wesleyan (2011)
- 3, Andrew Helmick vs. Missouri Southern (2012)
- 2, numerous times




Jaron Alexander
2012-15



Rudy Fleming
2008-09



Matt Bramow
2008-10



Dillon Miller
2012-14



PUNTING

Longest Punt:

- 81, Zac Atterberry vs. William Jewell (2004)
- 76, Reggie Kratzer vs. Central Methodist (1999)
- 75, Zac Atterberry vs. Graceland (2006)
- 72, Zac Atterberry vs. MidAmerica Nazarene (2007)
- 71, Zac Atterberry vs. Culver-Stockton (2004)

INTERCEPTIONS

Most Interceptions:

- 3, Bakari Triggs vs. Central Oklahoma (2016)
- 2, numerous times

Most Yards on Interception Returns:

- 125, Derek Coxson vs. Evangel (2006)
- 123, Bakari Triggs vs. Central Oklahoma (2016)
- 100, Larry Gladney vs. Culver-Stockton (2006)
- 99, Tyler Kasper vs. Georgetown (2007)
- 96, Jared Shoemaker vs. Central Methodist (2005)
- 96, Justin Broome vs. Saint Joseph's (2011)
- 85, Blake Conreux vs. Graceland (2008)
- 82, Logen Wright vs. Central Methodist (2006)
- 82, Drew Seers vs. Pittsburg State (2018)**
- 80, Jim Paddock vs. Southwestern (1990)

Longest Interception Return:

- 100, Larry Gladney vs. Culver-Stockton (2006)
- 100, Derek Coxson vs. Evangel (2006)
- 96, Jared Shoemaker vs. Central Methodist (2005)
- 94, Justin Broome vs. Saint Joseph's (2011)
- 85, Blake Conreux vs. Graceland (2008)
- 82, Logen Wright vs. Central Methodist (2006)
- 82, Drew Seers vs. Pittsburg State (2018)**
- 80, Jim Paddock vs. Southwestern (1990)
- 79, Cody Fogle vs. Culver-Stockton (2010)
- 78, Mark Felicelli vs. Graceland (1997)



Sterling Thomas
2012-15



Billy Ray Uren
2005-09

PUNT RETURNS

Most Punt Returns:

- 6, Thomas Christian vs. Evangel (2007)
- 5, Julian Smith vs. MidAmerica Nazarene (1996)
- 5, Julian Smith vs. Georgetown (1993)
- 5, Mike Bunton vs. Graceland (2011)
- 5, Mike Bunton vs. Missouri S&T (2011)
- 5, Wesley Thomas vs. Pittsburg State (2016)
- 4, numerous times

Most Yards on Punt Returns:

- 116, Adam Saperstein vs. Missouri Valley (1991)
- 113, Mike Bunton vs. Graceland (2011)
- 100, Jamere Holland vs. Culver-Stockton (2010)
- 98, Mike Bunton vs. Texas A&M-Kingsville (2011)
- 92, Mike Bunton vs. Graceland (2011)
- 89, Cornelius Campbell vs. Graceland (1999)
- 86, Jamere Holland vs. Central Methodist (2010)
- 85, Adam Saperstein vs. Lane (1991)
- 85, Julian Smith vs. Midland Lutheran (1995)
- 84, Damian James vs. Culver-Stockton (2009)

Longest Punt Return:

- 90, Mike Bunton vs. Saint Joseph's (2011)
- 89, Cornelius Campbell vs. Graceland (1999)
- 85, Adam Saperstein vs. Lane (1991)
- 85, Julian Smith vs. Midland Lutheran (1995)
- 84, Jamere Holland vs. Central Methodist (2010)
- 80, Therman McGowan vs. Culver-Stockton (2011)
- 79, Damian James vs. Culver-Stockton (2009)
- 77, Mike Bunton vs. Texas A&M-Kingsville (2011)
- 76, Andrew Helmick vs. Missouri Southern (2012)
- 72, Adam Saperstein vs. Missouri Valley (1991)

KICKOFF RETURNS

Most Kickoff Returns:

- 8, Lavarrie Johnson vs. Northwest Missouri (2014)
- 6, Bobby Mason vs. Benedictine (2005)
- 6, Tobias vs. Evangel (2000)
- 6, Julian Smith vs. Findlay (1995)
- 6, Lavarrie Johnson vs. Pittsburg State (2015)
- 6, Cameron Sanders vs. Central Oklahoma (2018)**

Most Yards on Kickoff Returns:

- 198, Cameron Sanders vs. Central Oklahoma (2018)**
- 153, Bakari Triggs vs. Missouri Western (2016)
- 144, Tony Tobias vs. Evangel (2000)
- 143, McCray Harris vs. Missouri Valley (2006)
- 142, Denodus O'Bryant vs. Central Missouri (2012)
- 140, Nate Orlando vs. Carroll (2008)
- 135, Greg Coble vs. Nebraska-Kearney (2014)
- 130, Andrew Helmick vs. Central Oklahoma (2011)
- 129, Bakari Triggs vs. Missouri Western (2017)
- 124, three times


Longest Kickoff Return:

- 100, Andrew Helmick vs. Central Oklahoma (2011)
- 100, Denodus O'Bryant vs. Central Missouri (2012)
- 99, Bakari Triggs vs. Missouri Western (2017)
- 97, Tony Tobias vs. Olivet Nazarene (2000)
- 97, McCray Harris vs. Missouri Valley (2006)
- 97, Lavarrie Johnson vs. Washburn (2014)
- 95, Denodus O'Bryant vs. Benedictine (2010)
- 95, Tre' Roby vs. Washburn (2013)
- 94, Nate Orlando vs. Carroll (2008)
- 94, Denodus O'Bryant vs. Baker (2009)
- 94, Denodus O'Bryant vs. Ottawa (2009)

ALL-PURPOSE YARDS

Most Yards (since 2004):

- 328, Andrew Helmick vs. Missouri Southern (2012)
- 311, Denodus O'Bryant vs. Pittsburg State (2012)
- 307, Denodus O'Bryant vs. Benedictine (2010)
- 278, Denodus O'Bryant vs. Washburn (2012)
- 273, Denodus O'Bryant vs. Culver-Stockton (2010)
- 271, Denodus O'Bryant vs. Central Missouri (2012)
- 271, DeDe Dorsey vs. Graceland (2005)
- 266, Hakeem Abdullah vs. Central Methodist (2007)
- 264, Andrew Helmick vs. Truman (2012)
- 255, Denodus O'Bryant vs. Carroll (2009)



Matt Bramow - 2009 National Championship Game



Connor Harris - 2016 vs. Missouri Southern



Justin Broome - 2011 vs. Central Missouri



Denver Price - 2008 vs Lambuth

SCORING

Most Points Scored:

- 36, DeDe Dorsey vs. Graceland (2005)
- 30, Adam Saperstein vs. Hardin-Simmons (1991)
- 24, Adam Saperstein vs. Lane (1991)
- 24, Nate Orlando vs. Culver-Stockton (2010)
- 24, Andrew Helmick vs. Missouri Southern (2012)
- 24, Connor Harris vs. Northeastern State (2014)
- 24, Erik Henneman vs. Missouri Southern (2018)**
- 20, Derron Parquet vs. Missouri Valley (2004)
- 18, numerous times

Most Touchdowns Scored:

- 6, DeDe Dorsey vs. Graceland (2005)
- 5, Adam Saperstein vs. Hardin-Simmons (1991)
- 4, Adam Saperstein vs. Lane (1991)
- 4, Nate Orlando vs. Culver-Stockton (2010)
- 4, Andrew Helmick vs. Missouri Southern (2012)
- 4, Connor Harris vs. Northeastern State (2014)
- 4, Erik Henneman vs. Missouri Southern (2018)**
- 3, numerous times

Most Field Goals Made:

- 4, Halley Ferrell vs. Avila (2007)
- 3, Halley Ferrell vs. Baker (2007)
- 3, Halley Ferrell vs. Central Methodist (2007)
- 3, Dante Buscaglia vs. Baker (2000)
- 3, Dante Buscaglia vs. Culver-Stockton (1998)
- 3, Steve Pinkerton vs. Southwest Minnesota State (1992)
- 3, James Neal vs. William Jewell (2010)
- 3, James Neal vs. Texas A&M-Kingsville (2011)
- 3, James Neal vs. Washburn (2012)
- 3, James Neal vs. Pittsburg State (2012)
- 3, Travis Spraul vs. Washburn (2017)

Most Extra Points Made by Kicking:

- 11, James Neal vs. Graceland (2010)
- 10, Dante Buscaglia vs. Central Methodist (1999)
- 10, Halley Ferrell vs. William Jewell (2009)
- 10, James Neal vs. Culver-Stockton (2011)
- 9, Halley Ferrell vs. Evangel (2009)
- 9, Halley Ferrell vs. Central Methodist (2009)
- 8, several times

Most Extra Points Attempted by Kicking:

- 11, James Neal vs. Graceland (2010)
- 10, Dante Buscaglia vs. Central Methodist (1999)
- 10, Halley Ferrell vs. Culver-Stockton (2009)
- 10, Halley Ferrell vs. William Jewell (2009)
- 10, James Neal vs. Culver-Stockton (2011)
- 9, several times

Most Points Scored by Kicking:

- 18, Halley Ferrell vs. Avila (2007)
- 16, Dante Buscaglia vs. Central Methodist (1999)
- 14, Halley Ferrell vs. Baker (2007)
- 14, James Neal vs. Pittsburg State (2012)
- 13, Dante Buscaglia vs. Culver-Stockton (1998)
- 13, Halley Ferrell vs. MidAmerica Nazarene (2009)
- 13, Halley Ferrell vs. William Jewell (2009)
- 13, James Neal vs. Kansas Wesleyan (2011)
- 12, Halley Ferrell vs. Central Methodist (2007)
- 12, Halley Ferrell vs. Central Methodist (2009)

Longest Field Goal:


- 52, Steve Pinkerton vs. Southwest Minnesota State (1992)
- 50, Halley Ferrell vs. Avila (2007)
- 48, Zac Atterberry vs. Baker (2005)
- 47, Dante Buscaglia vs. Graceland (1999)
- 46, Steve Pinkerton vs. Southwest Minnesota State (1992)
- 46, Halley Ferrell vs. Central Methodist (2007)
- 45, Steve Pinkerton vs. Campbellsville (1992)
- 45, Dante Buscaglia vs. Graceland (1999)
- 45, Dante Buscaglia vs. Baker (2000)
- 45, Halley Ferrell vs. MidAmerica Nazarene (2007)



Jamere Holland
2010



Parks Peterson
2009-10



Halley Farrell
2006-09



TEAM RECORDS - SINGLE SEASON



Mike Errante
2006-09

TOTAL OFFENSE

Most Plays:
887 (2008)

Most Plays Per Game:
71.82 (2014)

Most Yards Gained:
6894 (2009)

Most Yards Gained Per Game:
551.5 (2010)

Highest Average Gain Per Attempt:
12.4 (2010)

Highest Average Gain Per Completion:
17.3 (2010)

Highest Percentage Completed:
.719 (2010)

Most Touchdown Passes:
42 (2010)

Most Touchdown Passes Per Game:
3.8 (2010)

PASS DEFENSE

Fewest Yards Allowed:
1476 (1995)

Fewest Yards Allowed Per Game:
134.2 (1995)

Fewest Yards Allowed Per Attempt:
5.42 (2004)

Fewest Yards Allowed Per Completion:
10.11 (2007)

Lowest Completion Percentage Allowed:
.469 (1995)

Most Passes Intercepted by:
23 (2008)
23 (2009)

Most Passes Intercepted by Per Game:
1.77 (2008)

Most Touchdowns on Interception Returns:
4 (2008)
4 (2009)



TJ Prell
2007-09

Highest Average Gain Per Play:
8.9 (2010)

RUSHING

Most Rushes:
506 (2004)

Most Rushes Per Game Average:
42.2 (2004)

Most Yards Gained:
2796 (2009)

Most Yards Gained Per Game:
199.7 (2009)

Highest Average Gain Per Rush:
6.7 (2009)

Most Rushing Touchdowns:
49 (2009)

PUNTING

Highest Punting Average:
42.0 (2010)

SCORING

Most Points:
744 (2009)

Most Points Per Game:
53.1 (2009)

ALL-PURPOSE YARDS

Most Yards (since 2004):
8891 (2009)

Most Yards/Game (since 2004):
688.3 (2010)

TOTAL DEFENSE

Fewest Yards Allowed:
2981 (2004)

Fewest Yards Allowed Per Game:
248.4 (2004)

Lowest Average Yards Allowed Per Play:
3.68 (2004)

RUSHING DEFENSE

Fewest Yards Allowed:
1146 (2004)

Fewest Yards Allowed Per Game:
95.5 (2004)

Lowest Average Yards Allowed Per Rush:
2.43 (2004)

SCORING DEFENSE

Fewest Points Allowed:
152 (2004)

Fewest Points Allowed Per Game:
12.7 (2004)

Most Points Allowed:
397 (1994)

Most Points Allowed Per Game:
39.7 (1994)

MISCELLANEOUS

Most Consecutive Victories
13 (2009)

Most Consecutive Games Without Being Shut Out:
99 (2003-2011)

Most Overtimes in a Single Game:
2 (2005 vs. Missouri Valley)

Most Shutouts:
2 (1991 and 1995)



Malach Radigan
2009-12

PASSING

Most Attempts:
489 (2014)

Most Attempts Per Game:
44.5 (2014)

Most Completions:
282 (2009)

Most Completions Per Game:
25.1 (2013)

Most Yards Gained:
4098 (2009)

Most Yards Gained Per Game:
358.7 (2010)



Brian Schaefering
2007



INDIVIDUAL RECORDS - SINGLE SEASON

TOTAL OFFENSE

Most Plays:

- 455, Najee Jackson (2017)**
- 430, Ben Kisner (2008)
- 421, Philip Staback (2009)
- 378, Ben Kisner (2007)
- 335, Dillon Miller (2013)
- 332, Graham Lindman (2014)
- 325, John Uribe (2011)
- 310, Emilia Salazar (2004)
- 304, Cade Briser (2018)**
- 298, Cory Nesslage (1994)

Most Yards Gained:

- 3596, Philip Staback (2009)
- 3554, Ben Kisner (2008)
- 3442, Philip Staback (2010)
- 2583, Najee Jackson (2017)**
- 2569, Ben Kisner (2007)
- 2263, Dillon Miller (2013)
- 2022, John Uribe (2011)
- 1874, Emilia Salazar (2004)
- 1772, Ben Kisner (2012)
- 1754, Graham Lindman (2014)

Most Touchdowns Responsible For:

- 42, Philip Staback (2009)
- 36, Philip Staback (2010)
- 33, Ben Kisner (2008)
- 24, Denodus O'Bryant (2009)
- 21, Ben Kisner (2007)
- 20, Najee Jackson (2017)**
- 19, John Uribe (2011)
- 18, DeDe Dorsey (2005)
- 18, Emilia Salazar (2004)
- 17, Cade Brister (2018)**

RUSHING

Most Rushes:

- 280, DeDe Dorsey (2005)
- 219, Adam Saperstein (1990)
- 210, Marceo Haywood (1998)
- 199, Hakeem Abdullah (2007)
- 198, Denodus O'Bryant (2012)
- 155, Derron Parquet (2004)
- 151, Dario Camacho (2008)
- 150, David Goodwill (1994)
- 149, Hakeem Abdullah (2006)
- 136, Marvin Byrd (2013)

100-yard rushing games:

- 8, DeDe Dorsey (2005)

200-yard rushing games:

- 2, DeDe Dorsey (2005)
- 2, Adam Saperstein (1991)

Most Yards Gained:

- 1600, DeDe Dorsey (2005)
- 1509, Marceo Haywood (1999)
- 1205, Denodus O'Bryant (2012)
- 1155, Hakeem Abdullah (2007)
- 1136, Adam Saperstein (1991)
- 1130, Marceo Haywood (1998)
- 1059, Adam Saperstein (1990)
- 1000, Denodus O'Bryant (2009)
- 899, Hakeem Abdullah (2006)
- 841, DeDe Dorsey (2004)

Most Rushing Touchdowns Scored:

- 16, DeDe Dorsey (2005)
- 15, Marceo Haywood (1998)
- 15, Denodus O'Bryant (2009)
- 13, Marceo Haywood (1999)
- 13, Dario Camacho (2008)
- 12, Adam Saperstein (1991)
- 12, Nate Orlando (2010)
- 11, Hakeem Abdullah (2007)
- 11, Richard Murrell (2007)
- 11, Denodus O'Bryant (2012)

PASSING

Most Attempts:

- 411, Ben Kisner (2008)
- 351, Philip Staback (2009)
- 351, Najee Jackson (2017)**
- 349, Ben Kisner (2007)
- 319, Dillon Miller (2013)
- 301, Graham Lindman (2014)
- 271, John Uribe (2011)
- 269, Emilia Salazar (2004)
- 251, Philip Staback (2010)
- 249, Cory Nesslage (1994)
- 249, Max Brown (1997)

Most Completions:

- 263, Ben Kisner (2008)
- 237, Philip Staback (2009)
- 210, Ben Kisner (2007)
- 194, Dillon Miller (2013)
- 194, Najee Jackson (2017)**
- 189, Philip Staback (2010)
- 165, John Uribe (2011)
- 155, Graham Lindman (2014)
- 151, Max Brown (1997)
- 128, Emilia Salazar (2004)

Most Yards Gained:

- 3655, Ben Kisner (2008)
- 3381, Philip Staback (2009)
- 3329, Philip Staback (2010)
- 2549, Ben Kisner (2007)
- 2366, Najee Jackson (2017)**
- 2334, Dillon Miller (2013)
- 2204, John Uribe (2011)
- 2138, Max Brown (1996)
- 2124, Max Brown (1998)
- 1936, Emilia Salazar (2004)

Most Touchdown Passes:

- 36, Philip Staback (2009)
- 34, Philip Staback (2010)
- 33, Ben Kisner (2008)
- 19, Ben Kisner (2007)
- 19, John Uribe (2011)
- 18, Emilia Salazar (2004)
- 16, Cory Nesslage (1994)
- 16, Max Brown (1996)
- 16, Najee Jackson (2017)**
- 15, Ben Gomez (2012)

200-yard passing games:

- 11, Ben Kisner (2008)
- 11, Philip Staback (2009)

300-yard passing games:

- 6, Philip Staback (2010)

400-yard passing games:

- 2, Ben Kisner (2008)
- 2, Philip Staback (2010)
- 2, Ben Gomez (2012)



Andrew Helmick - 2012 vs. Nebraska-Kearney



RECEIVING

Most Passes Caught:

- 69, Kendell Sparks (2016)
- 67, Rudy Fleming (2008)
- 66, Andrew Helmick (2012)
- 58, Mario Patton (1995)
- 57, Rudy Fleming (2009)
- 56, Andrew Helmick (2011)
- 55, Steven Kennedy (2004)
- 55, Jaron Alexander (2014)
- 53, Marcel Thompson (2009)
- 52, Deantrell Prince (2017)

Most Yards Gained:

- 1363, Andrew Helmick (2012)
- 1056, Rudy Fleming (2008)
- 980, Rudy Fleming (2009)
- 901, Andrew Helmick (2011)
- 899, Jamere Holland (2010)
- 893, Matt Bramow (2010)
- 844, Marcel Thompson (2009)
- 837, George Mumphard (2004)
- 831, DeSean Warren (2016)
- 804, Steven Kennedy (2004)

Most Touchdown Passes Caught:

- 14, Andrew Helmick (2012)
- 12, Matt Bramow (2009)
- 12, Andrew Helmick (2011)
- 11, Rudy Fleming (2008)
- 11, Matt Bramow (2010)
- 9, Steven Kennedy (2004)
- 9, George Mumphard (2004)
- 8, numerous times

100-yard receiving games:

- 6, Andrew Helmick (2012)

200-yard receiving games:

- 4, Andrew Helmick (2012)

PUNTING

Highest Average (min. 20 punts):

- 44.4, Matt Klingler (2015)

INTERCEPTIONS

Most Interceptions:

- 9, Pierre Desir (2012)
- 6, Brandon Gould (2009)
- 6, Marcus Klund (2003)
- 6, Bakari Triggs (2016)
- 5, Marcus Klund (2004)
- 5, Brandon Gould (2008)
- 4, numerous times

Most Yards on Interception Returns:

- 203, Justin Broome (2011)
- 174, Bakari Triggs (2016)
- 125, Derek Coxson (2006)
- 122, Jared Shoemaker (2007)
- 112, Brandon Gould (2008)
- 104, Damian James (2009)
- 100, Larry Gladney (2006)
- 99, Tyler Kasper (2007)
- 96, Jared Shoemaker (2005)
- 87, Logen Wright (2006)

PUNT RETURNS

Most Punt Returns:

- 28, Mike Buntun (2011)
- 25, Thomas Christian (2007)
- 21, Rudy Fleming (2008)
- 21, Bobby Mason (2005)
- 20, Wesley Thomas (2016)
- 16, Adam Saperstein (1991)
- 16, Kendell Sparks (2017)
- 15, Ricky Moore (2006)
- 15, Tre' Roby (2015)
- 14, George Mumphard (2005)
- 14, T.J. Riley (2004)

Most Yards of Punt Returns:

- 508, Mike Buntun (2011)
- 328, Thomas Christian (2007)
- 254, Adam Saperstein (1991)
- 230, Jamere Holland (2010)
- 228, Bobby Mason (2005)
- 223, Rudy Fleming (2008)
- 197, Kendell Sparks (2017)
- 196, Therman McGowan (2011)
- 185, Roren Thomas (1995)
- 170, Julian Smith (2009)


Most Touchdowns Scored on Punt Returns:

- 3, Mike Buntun (2011)
- 3, Therman McGowan (2011)

KICKOFF RETURNS

Most Kickoff Returns:


- 24, Julian Smith (1994)
- 20, Lavarrie Johnson (2014)
- 20, Bakari Triggs (2015)
- 19, Lavarrie Johnson (2015)
- 19, Kendell Sparks (2017)
- 19, Cameron Sanders (2018)**
- 16, numerous times



Bakari Triggs
2015-17



Deshaun Lawson
2013-16



Christian Golder
2011



Dan Carlisle
2006-10

Most Yards on Kickoff Returns:

- 477, Denodus O'Bryant (2009)
- 469, Kendell Sparks (2016)
- 450, McCray Harris (2006)
- 450, Julian Smith (1994)
- 436, Cameron Sanders (2018)**
- 421, Mike Buntun (2008)
- 401, Lavarrie Johnson (2014)
- 399, Bakari Triggs (2015)
- 398, Kendell Sparks (2017)
- 384, Denodus O'Bryant (2010)

Most Touchdowns Scored on Kickoff Returns:

- 4, Denodus O'Bryant (2009)

ALL-PURPOSE

Most Yards (since 2004):

- 2042, Denodus O'Bryant (2012)
- 1853, DeDe Dorsey (2005)
- 1805, Andrew Helmick (2012)
- 1793, Hakeem Abdullah (2007)
- 1751, Denodus O'Bryant (2009)
- 1620, Denodus O'Bryant (2010)
- 1407, Jamere Holland (2010)
- 1343, Rudy Fleming (2008)
- 1308, Andrew Helmick (2011)
- 1205, Mike Buntun (2011)

SCORING

Most Points Scored:

- 144, Denodus O'Bryant (2009)
- 116, Halley Ferrell (2009)
- 108, DeDe Dorsey (2005)
- 102, Marceo Haywood (1998)
- 102, Denodus O'Bryant (2010)
- 98, Halley Ferrell (2007)
- 96, Dario Camacho (2008)
- 96, Andrew Helmick (2012)
- 90, Adam Saperstein (1991)
- 90, Denodus O'Bryant (2012)

Most Touchdowns Scored:

- 24, Denodus O'Bryant (2009)
- 18, DeDe Dorsey (2005)
- 17, Marceo Haywood (1998)
- 17, Denodus O'Bryant (2010)
- 16, Rudy Fleming (2008)
- 16, Andrew Helmick (2012)
- 15, Adam Saperstein (1991)
- 15, Denodus O'Bryant (2012)
- 14, Marceo Haywood (1999)
- 14, Hakeem Abdullah (2007)



Most Consecutive Games Scoring a Touchdown:

12, Marceo Haywood (1998-99)*
 * scored in all 10 games in 1999

Most Field Goals Made:

17, Halley Ferrell (2007)

Most Extra Points Made by Kicking:

92, Halley Ferrell (2009)

DEFENSE

Tackles (since 2004):

184, Connor Harris (2015)
 152, Connor Harris (2014)
 138, Connor Harris (2016)
 126, Connor Harris (2012)
100, Darrius Williams (2017)
 93, Jake Sharp (2005)
 90, Logen Wright (2006)
89, CJ Bivens (2017)
 88, Chris Howard (2011)
 87, Donald Cayton (2004)

Solo Tackles (since 2004):

86, Connor Harris (2015)
 83, Connor Harris (2014)
 74, Connor Harris (2016)
63, Darrius Williams (2017)
 61, Wesley Thomas (2016)
 60, Connor Harris (2012)
 56, Brandon Gould (2008)
55, CJ Bivens (2017)
 53, Parks Peterson (2009)
 52, Clint Koons (2016)

Assisted Tackles (since 2004):

98, Connor Harris (2015)
 69, Connor Harris (2014)
 66, Connor Harris (2012)
 64, Connor Harris (2016)
 56, Jake Sharp (2005)
 54, Donald Cayton (2004)
 51, Logen Wright (2006)
 49, Dan Carlisle (2007)
 48, Chris Howard (2011)
 45, Jake Sharp (2004)

Tackles for Loss (since 2004):


15, Mike Sullivan (2004)
 14.5, Jeremy Coley (2007)
 14.5, Dino Morales (2004)
 13, T.J. Prell (2009)
 12.5, Connor Harris (2015)
 11.5, Joe Day (2012)
 11, numerous times



Connor Harris
 2012-16



Logen Wright
 2005-09



Zac Atterberry
 2004-07



Matt Klingler
 2014-15

Sacks (since 2004):

7.5, Billy Ray Uren (2008)
 7, Dino Morales (2004)
 6.5, Mike Sullivan (2004)
 6.5, Mike Sullivan (2005)
 6.5, Brian Schaefering (2007)
 6, Joe Day (2012)
 6, Cody Reider (2011)
 6, Cody Reider (2012)
6, Jonathan Harris (2016)

Fumble Recoveries (since 2004):

4, Dan Carlisle (2007)

Fumble Return Yards (since 2004):

70, Hakim Thomas (2009)
 62, Logen Wright (2006)
 48, Stephen Frichtl (2008)
 48, DeDe Dorsey (2004)
 46, Chris Howard (2011)
 46, Wesley Thomas (2016)

Forced Fumbles (since 2009):

3, Nick Tepea (2010)
 3, Alex Meraz (2009)

Blocked Kicks (since 2004):

4, Logen Wright (2009)

INDIVIDUAL RECORDS - CAREER

TOTAL OFFENSE

Most Plays:

1192, Ben Kisner (2005-08)
 704, Philip Staback (2009-10)
 633, Dillon Miller (2012-14)
467, Najee Jackson (2017-)
 449, Denodus O'Bryant (2009-12)
418, Mason Bendigo (2015-)
 375, DeDe Dorsey (2004-05)
 332, Graham Lindman (2014)
 325, John Uribe (2011)
 308, Ben Gomez (2012-13)

Most Yards Gained:

8359, Ben Kisner (2005-08)
 7038, Philip Staback (2009-10)
 4366, Dillon Miller (2012-14)
 3237, Denodus O'Bryant (2009-12)
2691, Najee Jackson (2017-)
2354, Mason Bendigo (2015-)
 2273, DeDe Dorsey (2004-05)
 2024, Ben Gomez (2012-13)
 2022, John Uribe (2011)

RUSHING

Most Rushes:

449, Denodus O'Bryant (2009-12)
 405, DeDe Dorsey (2004-05)
 348, Hakeem Abdullah (2006-07)
 268, Nate Orlando (2007-08, 10)
 255, Calen Campbell (2015-17)
 250, Lavarrie Johnson (2014-15)
 237, Marvin Byrd (2011-14)
 219, Adam Saperstein (1990)
 210, Marceo Haywood (1998)
 185, Richard Murrell (2007, 2009)

Most Yards Gained:

3237, Denodus O'Bryant (2009-12)
 2639, Marceo Haywood (1998-99)
 2441, DeDe Dorsey (2004-05)
 2195, Adam Saperstein (1990-91)
 2054, Hakeem Abdullah (2006-07)
 1458, Nate Orlando (2007-08, 10)
 1407, Cecil Severado (1995-97)
 1301, Calen Campbell (2015-17)
 1207, Richard Murrell (2007, 09)
 1092, Marvin Byrd (2011-14)

Most Touchdowns Scored:

38, Denodus O'Bryant (2009-12)
 28, Marceo Haywood (1998-99)
 25, DeDe Dorsey (2004-05)
 20, Richard Murrell (2007, 09)
 19, Nate Orlando (2007-08, 10)
 17, Adam Saperstein (1990-91)
 17, Marvin Byrd (2011-14)
 16, Hakeem Abdullah (2006-07)
 13, Cecil Severado (1995-97)
 13, Dario Camacho (2008)
 13, Calen Campbell (2015-17)

PASSING

Most Attempts:

1095, Ben Kisner (2005-08)
 605, Dillon Miller (2012-14)
 602, Philip Staback (2009-10)
 487, Cory Nesslage (1993-95)
358, Mason Bendigo (2015-)
352, Najee Jackson (2017-)
 301, Graham Lindman (2014)
 271, John Uribe (2011)
 259, Ben Gomez (2012-13)
 243, Emilia Salazar (2004)



Most Completions:

- 638, Ben Kisner (2005-08)
- 426, Philip Staback (2009)
- 356, Dillon Miller (2012-14)
- 254, Cory Nesslage (1993-95)
- 195, Najee Jackson (2017-)**
- 170, Mason Bendigo (2015-)**
- 165, John Uribe (2011)
- 155, Ben Gomez (2012-13)
- 155, Graham Lindman (2014)
- 114, Emilia Salazar (2004)



Brandon Gould - 2009 National Championship Game

Most Yards Gained:

- 8546, Ben Kisner (2005-08)
- 7214, Max Brown (1995-98)
- 6710, Philip Staback (2009)
- 4440, Dillon Miller (2012-14)
- 3155, Cory Nesslage (1993-95)
- 2394, Najee Jackson (2017-)**
- 2259, Mason Bendigo (2015-)**
- 2204, John Uribe (2011)
- 2189, Ben Gomez (2012-13)
- 1830, Graham Lindman (2014)



Donald Collier - 2011 vs. Culver-Stockton

Most Touchdown Passes:

- 70, Philip Staback (2009-10)
- 69, Ben Kisner (2005-08)
- 50, Max Brown (1995-98)
- 30, Dillon Miller (2012-14)
- 23, Cory Nesslage (1993-95)
- 19, John Uribe (2011)
- 18, Mason Bendigo (2015-)**
- 17, Emilia Salazar (2004)
- 17, Ben Gomez (2012-13)
- 17, Najee Jackson (2017-)**

RECEIVING

Most Passes Caught:

- 153, Andrew Helmick (2009-12)
- 147, Jaron Alexander (2012-15)
- 136, Matt Bramow (2008-10)
- 131, Steven Kennedy (2004-06)
- 130, Carlton Rivers (1995-98)
- 124, Rudy Fleming (2008-09)
- 123, Alex Robinson (2011-14)
- 105, Mario Patton (1995-96)
- 103, Deantrell Prince (2016-17)
- 102, Kendell Sparks (2016-17)



Philip Staback
2009-10



Denodus O'Bryant
2009-12



Brandon Gould
2005-09



Pierre Desir
2012-13

Most Yards Gained:

- 2828, Andrew Helmick (2009-12)
- 2036, Rudy Fleming (2008-09)
- 1914, Matt Bramow (2008-10)
- 1909, Steven Kennedy (2004-07)
- 1666, Alex Robinson (2011-14)
- 1650, Carlton Rivers (1995-98)
- 1631, Jaron Alexander (2012-15)
- 1512, Denodus O'Bryant (2009-12)
- 1458, George Mumphard (2004-05)
- 1453, DeSean Warren (2015-17)

Most Touchdown Passes Caught:

- 32, Andrew Helmick (2009-11)
- 24, Matt Bramow (2008-10)
- 21, Steven Kennedy (2004-06)
- 19, Rudy Fleming (2008-09)
- 15, George Mumphard (2004-05)
- 15, Denodus O'Bryant (2009-11)
- 13, Deantrell Prince (2016-17)
- 12, Mark Henrie (1994, 1996)
- 12, Marcel Thompson (2008-09)
- 11, Mario Patton (1995-96)
- 11, Denodus O'Bryant (2009-10)
- 11, Alex Robinson (2011-14)

PUNTING

Highest Average Per Punt (min. 100 punts):
40.2, Edward Burns (2011-14)

INTERCEPTIONS

Most Interceptions:

- 14, Brandon Gould (2005-09)
- 13, Pierre Desir (2012-13)
- 12, Marcus Klund (2003-06)
- 10, Bakari Triggs (2015-17)
- 6, Jake Sharp (2004-05)
- 6, Adarrious Ross (2008-09)
- 6, Brock Reed (2009-12)
- 6, Connor Harris (2015-16)
- 5, Jared Shoemaker (2005-07)
- 5, Logen Wright (2005-09)
- 5, Justin Broome (2011-12)

Most Yards on Interception Returns:

- 247, Brandon Gould (2005-09)
- 241, Bakari Triggs (2015-16)
- 225, Justin Broome (2011-12)



PUNT RETURNS

Most Punt Returns:

- 30. Rudy Fleming (2008-09)
- 29. Mike Bunton (2007-11)
- 29. Tre' Roby (2013-15)
- 25. Thomas Christian (2007)
- 25. Wesley Thomas (2013-16)
- 21. Bobby Mason (2005)
- 18. Kendell Sparks (2016-17)
- 15. Aaron Williams (2004)
- 15. Ricky Moore (2006)
- 14. George Mumphard (2005)
- 14. Leonard Durant (2006-07)

Most Yards on Punt Returns:

- 547. Mike Bunton (2007-11)
- 328. Thomas Christian (2007)
- 279. Rudy Fleming (2008-09)
- 236. Tre' Roby (2013-15)
- 230. Jamere Holland (2010)
- 230. Kendell Sparks (2016-17)
- 228. Bobby Mason (2005)
- 196. Therman McGowan (2011)
- 185. Roren Thomas (2009)
- 158. Wesley Thomas (2013-16)

Most Touchdowns Scored on Punt Returns:

- 4. Mike Bunton (2007-11)
- 3. Therman McGowan (2011)
- 1. six players

KICKOFF RETURNS

Most Kickoff Returns:

- 50. Mike Bunton (2007-11)
- 48. Bakari Triggs (2015-17)
- 44. Denodus O'Bryant (2009-12)
- 39. Lavarrie Johnson (2014-15)
- 39. Tre' Roby (2013-15)
- 35. Leonard Durant (2005-08)
- 35. Kendell Sparks (2016-17)
- 28. Andrew Helmick (2009-12)
- 24. Nate Orlando (2007-08, 10)
- 19. Jaron Alexander (2012-15)

Most Yards on Kickoff Returns:

- 1377. Denodus O'Bryant (2009-12)
- 1102. Bakari Triggs (2015-17)
- 1058. Mike Bunton (2007-11)
- 867. Kendell Sparks (2016-17)
- 791. Leonard Durant (2005-08)
- 780. Tre' Roby (2013-15)
- 759. Lavarrie Johnson (2014-15)
- 679. Andrew Helmick (2009-12)
- 509. Nate Orlando (2007-08, 10)
- 450. McCray Harris (2006)

Most Touchdowns Scored on Kickoff Returns:

- 8. Denodus O'Bryant (2009-12)
- 2. Mike Bunton (2007-11)
- 2. Roren Thomas (2009)
- 1. Four Players

ALL-PURPOSE

Most Yards (since 2004):

- 6126. Denodus O'Bryant (2009-12)
- 3797. Andrew Helmick (2009-12)
- 2879. Hakeem Abdullah (2006-07)
- 2851. DeDe Dorsey (2004-05)
- 2662. Mike Bunton (2007-11)
- 2502. Rudy Fleming (2008-09)
- 2500. Nate Orlando (2007-08, 10, 12)
- 2214. Tre' Roby (2013-15)
- 2102. Lavarrie Johnson (2014-15)
- 2058. Kendell Sparks (2016-17)

SCORING

Most Points Scored:

- 372. Denodus O'Bryant (2009-12)
- 329. Halley Ferrell (2006-09)
- 275. James Neal (2010-13)
- 216. Andrew Helmick (2009-12)
- 186. Marceo Haywood (1998-99)
- 180. DeDe Dorsey (2004-05)
- 176. Dante Buscaglia (1998-00)
- 150. Adam Saperstein (1990-91)
- 144. Matt Bramow (2008-10)
- 132. Nate Orlando (2007-08, 10)

Most Touchdowns Scored:


- 62. Denodus O'Bryant (2009-12)

Most Field Goals Made:


- 40. Halley Ferrell (2006-09)

Most Extra Points Made by Kicking:

- 209. Halley Ferrell (2006-09)



Andrew Helmick
2009-12



Mike Bunton
2007-11



Pierre Desir - 2012 vs. Central Missouri



Mike Bunton - 2011 vs. Graceland



Denodus O'Bryant - 2012 vs. Nebraska-Kearney



With her husband, George Sibley, pioneer educator Mary Sibley founded Lindenwood as a school for young women in 1827. Lindenwood was committed to combining professional issues with academic pursuits, the social with the intellectual, and the spiritual with the physical. In short, Mary Sibley brought holistic higher education to the American frontier.

Lindenwood became a Presbyterian college in 1853 and still maintains a historical relationship with the Presbyterian Church. In 1918, Lindenwood became a four-year college, and in 1969, Lindenwood attempted to strengthen its financial base by becoming co-ed. The school altered its name in 1974. The Lindenwood Colleges referred to the school's individual operations for men and women and also to its accelerated evening program, the Lindenwood College for Individualized Education, and its graduate programs.

During the '70s and '80s, the school struggled with a changing economy and accumulated substantial indebtedness. Enrollments began to decline, and by the spring of 1989, the number of day students had dropped below 1,000. As well, institutional change during those decades had led to some loss of clarity of mission. In view of



these fiscal and cultural challenges, the Board of Directors resolved to "refund" the school by returning to the fundamental precepts of individualized, holistic, values-oriented higher education that combines the practical with the academic. A president experienced in financial management and organizational revitalization was hired to lead the whole Lindenwood community in its collective renewal initiative. The result was a period of rapid growth and innovation that enabled the college to become the higher-education leader that it is today.

At the height of its revival, Lindenwood College became Lindenwood University in 1997. Enrollment burgeoned, and new construction arrived in late 1997 with the Hyland Performance Arena. By 1998-99, the annual enrollment approached 9,500, the faculty was growing, and the school balanced its budgets and increased revenues.

In 2000, Lindenwood dedicated the first of eight new residence halls to be constructed over the next decade—the first such construction in more than 30 years. In 2002, Lindenwood built the beautiful new Spellmann Campus Center. The 136,000-square-foot J. Scheidegger Center for the Arts opened in 2008.

The growth has not slowed. Additional construction has included expansion and renovation of Harmon Hall, now the home of the Robert W. Plaster School of Business and Entrepreneurship, and the 120,000-square-foot Evans Commons opened to great fanfare in 2011. A new athletics building was added in 2012 adjacent to Harlen Hunter Stadium, corresponding with Lindenwood's transition to the NCAA Division II.

Lindenwood opened in 2017 a 100,000-square-foot Library and Academic Resources Center at the front of the campus. The building serves as a hub for student services and academics.

Academically, Lindenwood has grown as well with extension of its longstanding general accreditation, the addition of numerous specialized accreditations for individual programs, and the addition of a number of degree programs, including the school's first doctoral degrees in the School of Education.

Mary Sibley ran a tightly managed school with a resourceful spirit and a clear purpose. She would have been proud of today's Lindenwood.

