



Liberty 2025 Softball

44-11 Overall

23-3 CUSA

Date	Opponent	Time /Result
Feb. 7	vs. Radford	W/3-2
Feb. 7	vs. Louisville	W/9-4
Feb. 8	vs. Cleveland State	W/7-0
Feb. 8	vs. Rutgers	W/5-2
Feb. 9	vs. Rutgers	W/8-4
Feb. 12	at UCF	W/5-4
Feb. 14	vs. Charlotte@	W/6-4
Feb. 14	vs. #12 Alabama@	W/7-6
Feb. 15	vs. #15 Missouri@	L/3-5
Feb. 15	vs. Wichita State@	L/2-3
Feb. 16	vs. Auburn	L/1-2
Feb. 21	Charleston Southern#	W/12-0 (5)
Feb. 22	Saint Joseph's#	W/9-2
Feb. 23	Hofstra#	W/8-0 (5)
Feb. 23	Radford#	W/3-2
Feb. 26	No. 15 Virginia Tech	L/0-9 (5)
Feb. 28	Drexel\$	W/10-4
Feb. 28	Georgetown\$	W/6-0
March 1	Lehigh\$	W/15-5 (5)
March 1	Appalachian State\$	W/9-1 (6)
March 5	James Madison	W/2-1
March 7	Kennesaw State*	W/10-4
March 8	Kennesaw State*	W/3-2
March 9	Kennesaw State*	W/13-0 (5)
March 11	at Marshall	W/17-6 (5)
March 14	at Western Kentucky*	W/10-0
March 14	at Western Kentucky*	W/10-3
March 16	at Western Kentucky*	Cancelled
March 18	at No. 13 Duke	L/3-7
March 18	at No. 13 Duke	L/2-3
March 19	at North Carolina	W/3-1
March 21	at Jacksonville State*	W/3-0
March 22	at Jacksonville State*	W/12-3 (6)
March 23	at Jacksonville State*	W/5-2
March 26	Longwood	W/9-2
March 28	UTEP*	W/10-2 (5)
March 29	UTEP*	W/2-1
March 29	UTEP*	W/11-1 (6)
April 2	at No. 12 Virginia Tech	L/0-6
April 4	Middle Tennessee*	L/2-8
April 5	Middle Tennessee*	W/8-4
April 5	Middle Tennessee*	W/5-4
April 8	Virginia	W/4-3
April 11	at New Mexico State*	W/5-1
April 12	at New Mexico State*	W/10-0 (5)
April 13	at New Mexico State*	L/1-3
April 17	Sam Houston*	W/9-4
April 18	Sam Houston*	L/1-3
April 19	Sam Houston*	W/7-4
April 25	at Louisiana Tech*	W/6-2
April 26	at Louisiana Tech*	W/9-3
April 27	at Louisiana Tech*	W/6-3
April 30	at Virginia	L/3-5
May 2	FIU*	W/5-0
May 3	FIU*	W/8-0 (5)
May 4	FIU*	W/7-0
May 8	vs. #4 LA Tech/#5 NM State&	3:30 p.m.
May 9	Semifinal&	1 p.m. ET
May 10	Final&	1 p.m. ET

! - THE Spring Games (Leesburg, Fla.)
@ - Shriners Children's Clearwater Invitational
- Liberty Softball Classic
\$ - Liberty Softball Invitational
* - Conference USA Game
& - CUSA Softball Championship Bowling Green, Ky.)
All Games are Eastern Time and Subject to Change
Home Games in Bold

2025 CUSA Softball Championship | WKU Softball Complex | Bowling Green, Ky.

Liberty Lady Flames

Record 44-11 (23-3 CUSA)
Streak W3
Coach Dr. Dot Richardson (UCLA, '83)
Record at school (Yr.) 426-268 (12th)
Overall Record..... Same

TV ESPN+ (Wednesday through Friday)
..... CBS Sports (Championship Game)

Radio LFSN Online Radio (LibertyFlames.com)
Radio Play-by-Play Jamie Hall

Game to Watch plus Quickest Path to Title

Wednesday, May 7 - 2:30 p.m. CT - Game 2 between No. 4 seed Louisiana Tech and No. 5 seed NM State
Thursday, May 8 - 2:30 p.m. CT - Game 5 between No. 1 seed Liberty and Game 2 Winner
Friday, May 9 - Noon CT - Game 7 between Game 4 Winner and Game 5 Winner
Saturday, May 10 - Noon CT - Championship Game (winner-take-all) between Game 7 Winner and Game 9 Winner

• Top-seeded Liberty (44-11, 23-3 CUSA) will look to earn back-to-back conference tournament titles at the 2025 CUSA Softball Championship, held Wednesday through Saturday at WKU Softball Complex in Bowling Green, Ky. The Lady Flames will open play in the quarterfinal round on Thursday at 3:30 p.m. ET (2:30 p.m. local). No. 4 seed Louisiana Tech takes on No. 5 seed New Mexico State on Wednesday at 3:30 p.m. ET, with Liberty facing the winner of Wednesday's game.

• The Lady Flames aim to become the first team since East Carolina (2010-11) to win back-to-back CUSA Softball Championship titles.

• Liberty has been ranked in the Top 25 every week but two this season. The Lady Flames are listed among "others receiving votes" in all four major national polls this week, carrying an RPI of 28.

• The Lady Flames swept FIU in their final regular-season series, outscoring the Panthers 20-0. It marked the fifth time in program history that Liberty has gone an entire three-game series without allowing a run.

• Liberty has won six conference tournament titles, including three in the Big South (2002, 2011, 2018), two in the Atlantic Sun (2021-22) and the 2024 CUSA Softball Championship.

• Liberty features this year's CUSA Player of the Year (Rachel Roupe), Pitcher of the Year (Elena Escobar), Newcomer of the Year (Savannah Whatley) and Coach of the Year (Dot Richardson).

• The Lady Flames hit seven homers in a doubleheader sweep over WKU at WKU Softball Complex in March, including a season-high five-homer outburst in game two.

• Individually, Rachel Roupe is tied for 11th in NCAA Division I in both homers (20) and doubles (18), 16th in RBI (63) and 10th in total bases (142), while KK Madrey is third with 46 steals. Elena Escobar is tied for 24th nationally with 19 wins.

• Seven out of Liberty's nine regular starters bat .300 or better. KK Madrey hits .405 with a CUSA-leading 46 stolen bases. Rachel Roupe (.385) leads the CUSA with 18 doubles, 20 homers and 63 RBI. Oregon State transfers Paige Doerr (.356) and Savannah Whatley (.354) provide offensive punch. Savannah Woodard (.328, 7 HR, 37 RBI) has thrived in the leadoff spot. Brynn McManus (.327, 14 2B, 8 HR, 40 RBI) and Brooke Roberts (.284, 4 HR, 32 RBI) are both strong run producers. Catcher Savannah Jessee bats .312 with two homers and 24 RBI.

• 2024 NFCA All-Region second team pitcher Elena Escobar is 19-3 with a 2.08 ERA overall and five shutouts, including a stellar 12-0 record and 1.33 ERA in CUSA play. Escobar tossed a two-hit shutout in her last start, Saturday against FIU. Kaylan Yoder (9-4, 2.37) leads CUSA in opponents batting average overall (.196). Paige Bachman is 11-3 with a 2.61 ERA overall, tossing a shutout on Friday against FIU. Liberty has not allowed a single run to score in its last 21 2/3 innings pitched.

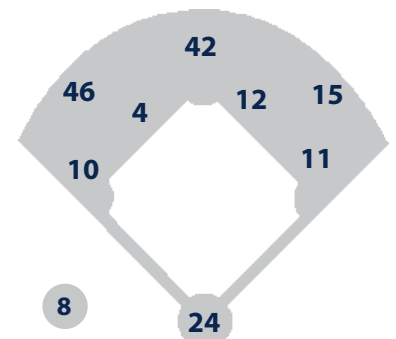
Possible Starting Pitcher

#	Player	Cl.	B/T	ERA	W-L	APP	GS	IP	BB	SO
1	Tyler Oubre	R-Jr.	R/R	1.96	3-0	10	5	25.0	15	20
3	Danner Allen	Fr.	L/L	1.85	2-1	7	4	22.2	9	27
5	Elena Escobar	Sr.	R/R	2.08	19-3	27	19	124.1	35	140
20	Kaylan Yoder	So.	R/L	2.37	9-4	20	15	79.2	59	77
51	Paige Bachman	Sr.	R/R	2.61	11-3	31	12	104.2	36	88

Possible Batting Order (Last Game Lineup)

Pos.	#	Player	Cl.	B/T	AVG.	AB	R	H	HR	RBI	SB
2B	12	Savannah Woodard	R-Sr.	L/R	.328	183	48	60	7	37	7
RF	15	Rachel Roupe	Sr.	R/R	.385	161	49	62	20	63	5
DP	18	Brynn McManus	Jr.	R/R	.327	165	28	54	8	40	1
1B	11	Brooke Roberts	Sr.	L/R	.284	176	32	50	4	32	5
CF	42	KK Madrey	Sr.	L/R	.405	158	49	64	1	25	46
LF	46	Paige Doerr	So.	L/R	.356	149	25	53	2	18	15
3B	10	Rachel Craine	Sr.	R/R	.263	118	17	31	3	20	5
C	24	Savannah Jessee	R-So.	R/R	.312	109	11	34	2	24	2
SS	4	JaMaya Byrum	So.	R/R	.207	29	9	6	1	5	1

Liberty Defense



2025 Liberty Lady Flames Softball Quick Facts

General Information

Name of School..... Liberty University
City/Zip..... Lynchburg, Va. 24515
Founded..... 1971
Enrollment..... 16,131
Nickname..... Lady Flames
Mascot..... Eagle
School Colors..... Red, White & Blue
Affiliation..... NCAA Division I
Conference..... Conference USA
Founder..... Dr. Jerry Falwell
President..... Dr. Dondi Costin
Director of Athletics..... Ian McCaw
Athletics Dept. Phone..... (434) 582-2100

Softball Information

Head Coach..... Dot Richardson
Alma Mater..... UCLA ('83)
Record at School..... 426-268 (12th)
Career Record..... Same
Assoc. Head Coach.....
..... Kasey Fagan (Arkansas, '15)
Asst. Coaches.....
..... Sami Fagan (Missouri, '15)
..... Emily Kirby (Liberty, '21)
Director of Operations ... Haley Sampson
Certified Athletic Trainer . Michael Worthy

History

All-Time Record (Div. I) 895-839-1
App. in NCAA Tour./last 7/2024
Last NCAA Postseason Opponents. 2024
..... #25 Charlotte, No. 11 Georgia
Postseason Titles 1/2017 (NISC)
2024 Overall Record..... 38-25
2024 Conference Record/Finish. 19-5/1st
Starters Returning/Lost..... 6/3
Starting Pitchers Returning/Lost..... 5/0
Letterwinners Returning/Lost..... 15/6
Newcomers..10 (4 transfers, 6 freshmen)

Stadium

Home Field..... Kamphuis Field at
..... Liberty Softball Stadium
Capacity..... 1,000
Field Dimensions.....
..... 220 (CF), 200 (RF), 200 (LF)

Strategic Communications Info.

Assoc. AD - Communications.....
..... Todd Wetmore
SID Office Phone..... (434) 582-2292
Email Address..... twetmore@liberty.edu
Sr. Assoc. Director..... Ryan Bomberger
Email Address... rbomberger@liberty.edu
Assoc. Director..... Paul Carmany
Email Address.... pjcarmany@liberty.edu
Asst. Dir./SB Contact..... Joe Carmany
Cell Phone..... (434) 534-4325
Office Phone..... (434) 592-4849
Email Address..... jacarmany@liberty.edu
Asst. Director..... Bill Smith
Email Address..... wsmith51@liberty.edu
Asst. Director..... Spencer Beeman
Email Address.... sbeeman@liberty.edu
Ath. Comm. Fax..... (434) 582-2076
Website..... LibertyFlames.com



2025 Liberty Softball Roster

No.	Name	Pos.	B/T	Cl.	Hgt.	Hometown/High School (Previous)
1	Tyler Oubre	P	R/R	R-Jr.	5-10	Destrehan, La./Destrehan HS (Louisiana)
2	Alyssa Henault	INF	L/R	Sr.	5-6	Wake Forest, N.C./Wake Forest HS (Campbell)
3	Danner Allen	P	L/L	Fr.	5-4	Charlotte Court House, Va./Randolph-Henry HS
4/17	JaMaya Byrum	INF	R/R	So.	5-4	Henderson, Ky./Henderson County HS
5	Elena Escobar	P	R/R	Sr.	5-7	Spring Hill, Tenn./Summit HS (North Alabama)
6	Savannah Whatley	INF	L/R	R-Jr.	5-5	Oakley, Calif./Heritage HS (Oregon State)
7	Aubrey Fulcher	OF	R/R	Fr.	5-4	Appomattox, Va./Appomattox County HS
8	Brynn McManus	INF	R/R	Jr.	5-7	McMinnville, Ore./McMinnville HS
9	Katie Love	P	R/R	So.	5-7	Pembroke, Va./Liberty Online Academy
10	Rachel Craine	INF	R/R	Sr.	5-6	Middletown, Del./Red Lion Christian Academy
11	Brooke Roberts	INF	L/R	Sr.	5-9	Tarpon Springs, Fla./East Lake HS (Coll. Central Fla.)
12	Savannah Woodard	INF	L/R	R-Sr.*	5-5	Warrior, Ala./Hayden HS (Alabama)
14	Aubry Norris	UTL	R/R	Jr.	5-3	Carmel, Ind./Carmel HS
15	Rachel Roupe	OF	R/R	Sr.	5-8	Sharpsburg, Md./Boonsboro HS
16	Hallie Meeks	INF	R/R	Fr.	5-7	Fayetteville, Tenn./Lincoln County HS
18	Kerissa Howell	INF	R/R	So.	5-7	Lakeland, Fla./McKeel Academy of Technology
19	Lilly Heidorn	OF	R/R	Sr.	5-6	Marysville, Ohio/Worthington Christian
20	Kaylan Yoder	P	R/L	So.	5-5	Greenwood, Del./Delmarva Christian HS
21	Vanessa Perez	INF	L/R	R-Fr.	5-6	Temecula, Calif./Linfield Christian HS
22	Alexia Carrasquillo	C/UTL	R/R	Fr.	5-5	Clermont, Fla./Home School
23	Brooke Wildes	INF	R/R	R-Fr.	5-5	Canton, Ga./Creekview HS
24	Savannah Jessee	C	R/R	R-So.	5-9	Jonesborough, Tenn./Daniel Boone HS
25	Felicity Fonseca	OF	L/L	Fr.	5-3	Port St. Lucie, Fla./Treasure Coast HS
27	Maci Strickland	INF	R/R	Fr.	5-5	Dallas, Ga./Allatoona HS
28	Mariah Bazile	OF	L/L	R-Fr.	5-6	Hazel Green, Ala./Hazel Green HS
34	Haley McManus	P	R/R	R-Fr.	5-9	Hays, N.C./West Wilkes HS (Virginia Tech)
42	KK Madrey	OF	L/R	Sr.	5-7	Newnan, Ga./Newnan HS (LSU)
46	Paige Doerr	OF	L/R	So.	5-9	Coburg, Ore./Marist Catholic HS (Oregon State)
51	Paige Bachman	P	R/R	Sr.	6-2	Fredericksburg, Va./Fredericksburg Christian
99	Madi Bachman	C	R/R	R-Fr.	5-10	Fredericksburg, Va./Mountain View HS (UTEP)

Note - JaMaya Byrum wears #4 in red and gray, and #17 in white and navy

Head Coach: Dot Richardson Pinto (UCLA, '83)

Associate Head Coach: Kasey Fagan Graham (Arkansas, '15)

Assistant Coaches: Sami Fagan Harmon (Missouri, '16), Emily Kirby Nagle (Liberty, '21)

Director of Operations: Haley Sampson (Auburn, '17)

Director of Player Development and Analytics: Jordan Heslop (Liberty, '21)

Athletic Trainer: Michael Worthy (South Carolina, '21)

Pronunciation Guide

Madi Bachman – MAD-ee BOCK-man
Paige Bachman – PAGE BOCK-man
Mariah Bazile – Mu-RY-uh Buh-ZILL
JaMaya Byrum – Juh-MY-uh BY-rum
Alexia Carrasquillo – Alexia CARE-uh-SKEE-o
Paige Doerr – Paige DORR
Elena Escobar – Uh-LEN-uh S-co-bar
Felicity Fonseca – Felcity Fon-SAKE-uh
Lilly Heidorn – Lilly HI-dorn

Alyssa Henault – Alyssa HEN-alt
KK Madrey – KK MAD-dree
Tyler Oubre – Tyler OOB
Rachel Roupe – Rachel RUPE
Maci Strickland – MACE-ee Strickland
Brooke Wildes – Brooke WILDS

Conference USA

Overall Standings

	W	L	T	Pct.
Liberty	44	11	0	.800
Jacksonville State	34	20	0	.630
WKU	29	19	1	.602
FIU	29	22	1	.567
Louisiana Tech	30	23	0	.566
New Mexico State	27	25	0	.519
Sam Houston	27	27	0	.500
Middle Tennessee	26	27	0	.491
UTEP	22	28	0	.440
Kennesaw State	12	41	0	.226

Conference Standings

	W	L	T	Pct
Liberty - 1	23	3	0	.885
WKU - 2	14	10	1	.580
Jax State - 3	15	11	0	.577
LA Tech - 4	15	12	0	.556
NM State - 5	14	13	0	.519
Sam Houston - 6	14	13	0	.519
Middle Tennessee	13	14	0	.481
FIU	11	15	1	.426
UTEP	10	17	0	.370
Kennesaw State	3	24	0	.111

CUSA Player of the Week

Rachel Roupe, Liberty

CUSA Pitcher of the Week

Leila Ammon, Middle Tennessee

CUSA Freshman of the Week

Macie Harter, Middle Tennessee

2025 CUSA Preseason Coaches Poll

Team (First-place votes) – Points

1. Liberty (9) 99
2. WKU 83
3. NM State (1) 82
4. LA Tech 71
5. Jax State 56
6. Sam Houston 38
7. UTEP 36
8. FIU 35
9. MTSU 30
10. Kennesaw State 20

Preseason Player of the Year

Rachel Roupe, Sr., OF, Liberty

Preseason Pitcher of the Year
Elena Escobar, Sr., RHP, Liberty

Five-Time Player of the Week

- On Monday, Rachel Roupe became the first player in Conference USA softball history to be named CUSA Player of the Week five times in the same season.

Records Galore

So far this season, Liberty has:

Tied the program single-season record for home wins (24-2 in 2019, 24-3 in 2025)

Tied the program single-season record for conference wins (23-1 in ASUN in 2022)

Tied the program single-season record for regular-season wins (44-12 in 2018, 44-11 in 2025)

Set a new Conference USA record for CUSA wins (23-3) (Previous record: 22)

Bluegrass Bonanza

- The Lady Flames have gone 15-0 in games played inside the Commonwealth of Kentucky under current head coach Dot Richardson.

- That includes 6-0 at both Bellarmine and Eastern Kentucky, 2-0 at WKU and 1-0 at Louisville.

CUSA Success

- Liberty has won all 17 of its Conference USA series since joining the conference last year.

- This season, Liberty led CUSA in conference-only batting average (.352) and ERA (1.88), outscoring opponents 178-57 in 26 league games.

- Rachel Roupe led all players in batting average (.486), slugging percentage (1.149), OPS (1.745), runs (27), doubles (10 - tied), home runs (13) and RBI (39) in CUSA play. KK Madrey led with 24 steals in conference action. Elena Escobar led in conference-only ERA (1.33) and opponents' batting average (.168).

Close Calls

- After its 4-3 win over Virginia on April 8, Liberty is 9-3 in one-run games this season.

40-Win Special

- Liberty has won 40 or more games nine times in program history, including seven times in the last eight full seasons. Including this season's 44 wins, each of the top five single-season win totals have come under Head Coach Dot Richardson.

Comeback Specialists

- Beginning with its walk-off win over Radford in the season opener, six out of Liberty's wins have come when the Lady Flames trail in the sixth inning or later. That included in three straight games, wins at UCF, versus Charlotte and No. 12 Alabama. Most recently, Liberty overcame a 3-2 seventh-inning deficit to win 6-3, Sunday at Louisiana Tech.

Off to the Races

- Liberty leads the CUSA and ranks 14th in the nation with a program-record 104 stolen bases.

- With 46 stolen bases, KK Madrey has broken Katie Zavodny's (2013) program record of 41 steals.

Scoring in Bunches

- Liberty has scored 10 or more runs 12 times this season, including in eight CUSA games, tying the program record for double-digit scoring games, set in 2017.

Shutout in 5

- Liberty is the only NCAA Division I program with five different pitchers who have tossed at least one complete-game shutout this season. This is the first time in program history that five different Lady Flames have all pitched at least one shutout in the same year.

Home Run Highlights

- Liberty has 13 players on its roster who have hit a collegiate homer, led by Rachel Roupe with 60.

- All 12 Liberty players who have appeared in the starting lineup at some point in 2025 have hit at least one homer this year. Alyssa Henault (Feb. 23 vs. Hofstra), Alexia Carrasquillo (March 9 vs. KSU) and Savannah Whatley (March 14 at WKU) have all homered for the first time in their careers.

- Roupe is ranked fourth among NCAA Division I active home run leaders, trailing only Arkansas' Bri Ellis (72), Jenna Golembiewski of Miami (Ohio) (63) and Virginia Tech's Cori McMillan (63).

Walk-Off Winners

- Brooke Roberts (4/8/25 double vs. Virginia), Savannah Woodard (2/25/23 single vs. Princeton), Rachel Roupe (2/26/23 double vs. Marshall; 2/29/24 homer vs. St. John's), Rachel Craine (4/26/23 single vs. Clemson), Alyssa Henault (5/11/23 HBP vs. USC Upstate), Savannah Jessee (5/11/24 double vs. WKU) and Savannah Whatley (2/7/25 single vs. Radford), are all Lady Flames with a game-winning walk-off RBI at the NCAA Division I level.

Tournament Success

- Liberty made its fourth NCAA Regional finals appearance last season. The Lady Flames knocked off No. 25 Charlotte 6-3. Liberty then topped No. 11 Georgia 7-3 to advance to the regional final.

- After falling to Georgia 14-5 on Sunday, the two teams squared off in an "if-necessary" game. Liberty led 2-1 with two outs and a runner on second in the bottom of the seventh before back-to-back hits sent Georgia to the Los Angeles Super Regionals.

Good Company

- Liberty is one of three teams outside of the Power Four conferences to qualify for Regionals all four years since the CoVID-shortened 2020 season. The other two are Louisiana and Miami (Ohio).

- Spanning three different conferences, Liberty has posted 16 or more conference wins in each of the last nine full seasons, starting in 2016. Including this season, only Cal State Fullerton, Florida

**Liberty in the
2025 Rankings**

Week	NFCA	USA Soft.	SA	D1Soft
Pre	RV (8)	RV (46)	#20	#24
Feb. 10	RV (34)	RV (29)	#20	#24
Feb. 17	RV (27)	#25	#20	#22
Feb. 25	RV (21)	#24	#21	#24
Mar 3	RV (10)	#24	#22	#25
Mar 10	RV (11)	#24	#24	#25
Mar 17	RV (23)	#22	#21	#21
Mar 24	RV (17)	#24	#22	#20
Mar 31	RV (8)	#24	#20	#22
April 7	RV (8)	#25	#21	#21
April 14	RV (8)	#25	#23	#22
April 21	RV (1)	RV (22)	RV	RV
April 28	RV (12)	RV (13)	#25	RV
May 5	RV (4)	RV (8)	RV	RV

2025 RPI Tracker

Week	RPI	Record
March 3	42	16-4
March 10	39	20-4
March 17	34	23-4
March 24	35	27-6
March 31	31	31-6
April 7	34	33-8
April 14	30	36-9
April 21	32	38-10
April 28	27	41-10
May 5	28	44-11

End of Season RPI Trends

Year	RPI	Record
2013	213	20-37
2014	257	11-46
2015	164	29-30
2016	149	31-28
2017	64	46-24
2018	29	49-14
2019	55	40-22
2020	NA - CoVID Season	
2021	19	44-15
2022	33	44-18
2023	25	40-22
2024	31	38-25

Liberty's All-Time Wins Over Top 25 Opponents

3/15/05 vs. No. 25 Texas A&M
Corpus Christi (at Winthrop), W 2-1
5/4/06 at No. 24 Virginia Tech, W 6-5
5/4/06 at No. 24 Virginia Tech, W 3-0
3/14/07 at No. 23 Hawaii, W 4-3
3/16/07 vs. No. 10 Baylor (at Hawaii), W 4-0
3/24/07 vs. No. 6 Michigan (at Louisville), W 2-0
5/18/18 vs. No. 24 Hofstra W, 2-0(10)
5/19/18 at No. 10 South Carolina W, 3-1
2/15/19 at No. 19 Texas A&M W, 4-2
2/9/20 vs. No. 21 Ole Miss W, 4-2
(Clearwater, Fla.)
2/23/20 vs No. 6 Michigan W, 6-5
(Columbia, S.C.)
3/16/21 at No. 13 Arkansas W, 2-0 (10)
4/28/21 vs. No. 18 Virginia Tech W, 5-3 (9)
5/22/21 at No. 18 Tennessee
W, 6-4 (NCAA Regionals)
3/5/22 vs. No. 23 Notre Dame W, 6-3
4/20/22 vs. No. 9 Duke W, 8-3
5/20/22 vs. No. 19 Georgia W, 2-0
4/18/23 vs. No. 13 Alabama W, 5-3 (at
Marshall)
4/23/23 at No. 24 Central Arkansas W, 4-3
4/26/23 vs. No. 6 Clemson W, 5-4
5/20/23 at No. 2 UCLA W, 2-1
2/23/24 vs. No. 25 Penn State W, 9-1 (5)
3/20/24 vs. No. 21 Charlotte W, 6-5
4/9/24 at No. 24 Virginia W, 1-0
5/5/24 at No. 10 LSU W, 3-1
5/17/24 vs. No. 25 Charlotte W, 6-3
5/18/24 at No. 11 Georgia W, 7-3
2/14/25 vs. No. 12 Alabama W, 7-6

National Polls

NFCA/GoRout Top 25 Coaches Poll (May 6)

1. Texas A&M (17)	754
2. Oklahoma (10)	746
3. Texas (2)	691
4. Oregon (1)	657
5. Tennessee	641
6. Florida State	611
7T. Arkansas (1)	585
7T. Florida	585
9. UCLA	542
10. LSU	501
11. Texas Tech	459
12. Arizona	445
13. Virginia Tech	381
14. South Carolina	374
15. Clemson	359
16. Stanford	315
17. Mississippi State	269
18. Ole Miss	225
19. Nebraska	217
20. Alabama	190
21. Duke	148
22. Ohio State	126
23. Oklahoma State	93
24. Grand Canyon	89
25. Virginia	38

Receiving Votes: FAU (22),
Georgia (7), Liberty (4), UCF (1)

ESPN.com/USA Softball

Collegiate Top 25 (May 6)

1. Texas A&M (12)	606
2. Oklahoma (6)	570
3. Tennessee	535
4. Florida (1)	530
5. Texas (3)	528
6. Arkansas (2)	526
7. Oregon (1)	524
8. Florida State	467
9. LSU	408
10. UCLA	393
11. Texas Tech	370
12. South Carolina	343
13. Arizona	338
14T. Virginia Tech	269
14T. Clemson	269
16. Alabama	256
17. Stanford	222
18. Mississippi State	220
19. Nebraska	157
20. Duke	154
21. Ole Miss	149
22. Ohio State	104
23. Oklahoma State	89
24. Grand Canyon	43
25. Virginia	16

Receiving Votes: Georgia (11), FAU (11), Auburn (8), Liberty (8), Missouri (1), UCF (1)

Liberty's 2025 Opponents are listed in Bold Italics. Liberty is listed in bold.

D1Softball.com (May 6)

1. Texas A&M
2. Arkansas
3. Oklahoma
4. Florida State
5. Tennessee
6. Texas
7. Florida
8. Oregon
9. Texas Tech
10. Arizona
11. LSU
12. Clemson
13. UCLA
14. South Carolina
15. Virginia Tech
16. Stanford
17. Duke
18. Mississippi State
19. Nebraska
20. Alabama
21. Ohio State
22. Grand Canyon
23. Virginia
24. FAU
25. Ole Miss

Receiving Votes: Liberty,
Oklahoma State, North Caro-
lina, UCF

Softball America (May 5)

1. Arkansas
2. Texas A&M
3. Florida State
4. Oklahoma
5. Tennessee
6. Texas
7. Florida
8. Oregon
9. Texas Tech
10. Clemson
11. UCLA
12. South Carolina
13. LSU
14. Arizona
15. Alabama
16. Stanford
17. Mississippi State
18. Ohio State
19. Nebraska
20. Virginia Tech
21. Ole Miss
22. Duke
23. Grand Canyon
24. FAU
25. Virginia

Receiving Votes: Liberty

2025 Miscellaneous Stats

BIG INNINGS (4+ Runs)	R	Inn.
2/7 vs. Louisville	4	T7
2/8 vs. Cleveland State	4	B2
2/9 vs. Rutgers	5	B4
2/14 vs. Alabama	4	B6
2/21 vs. Charleston Southern	4	B1
2/21 vs. Charleston Southern	5	B4
2/23 vs. Hofstra	7	B1
3/1 vs. Lehigh	9	B1
3/1 vs. Lehigh	4	B3
3/1 vs. App State	5	B4
3/9 vs. KSU	6	B3
3/9 vs. KSU	5	B4
3/11 at Marshall	10	T5
3/14 at WKU (G1)	4	T7
3/14 at WKU (G2)	7	T6
3/22 at Jax State	4	T2
3/22 at Jax State	4	T6
3/28 vs. UTEP	5	B1
3/29 vs. UTEP (G2)	8	B6
4/5 vs. Middle Tennessee (G1)	4	B3
4/12 at New Mexico State	4	T2
4/12 at New Mexico State	6	T4
4/19 vs. Sam Houston	4	B2
4/25 at LA Tech	4	T5
4/26 at LA Tech	4	T3
4/27 at LA Tech	4	T7
5/3 vs. FIU	5	B4

SHUTOUT Wins	Score	Hits All.
2/8 vs. Cleveland State	7-0	3
2/21 vs. Charleston So.	12-0	3
2/23 vs. Hofstra	8-0	1
2/28 vs. Georgetown	6-0	3
3/9 vs. KSU	13-0 (5)	2
3/14 at WKU (G1)	10-0	2
3/21 at Jax State	3-0	1
4/12 at NM State	10-0 (5)	2
5/2 vs. FIU	5-0	6
5/3 vs. FIU	8-0 (5)	2
5/4 vs. FIU	7-0	1

Leading off game with homer

Savannah Woodard	
3/18 at Duke (G2)	T1
4/5 vs. Middle Tennessee (G1)	B1

Pinch-Hit Homers

Grand Slams

Alexia Carrasquillo	
3/11 at Marshall	T5

Liberty Pitchers' 3-Strikeout Innings (Bolded if 1-2-3 inning)

Paige Bachman	
2/8 Cleveland St.	T2
2/8 Cleveland St.	T3
3/29 UTEP (G2)	T1
3/29 UTEP (G2)	T3
4/5 MTSU (G2)	T1
4/25 LA Tech	B7

Elena Escobar

2/15 Missouri	B2
2/23 Radford	T1
2/28 Georgetown	T1
2/28 Georgetown	T4
3/7 KSU	T4
3/9 KSU	T2
3/11 Marshall	B5
3/19 North Carolina	B2
3/28 UTEP	T1
4/5 MTSU (G1)	T2
4/5 MTSU (G1)	T4
4/19 Sam Houston	T1
4/19 Sam Houston	T3

Tyler Oubre

3/26 Longwood	T1
---------------	----

Kaylan Yoder

2/22 Saint Joseph's	T4
3/14 WKU (2)	B4

Player Quick Hits

- **Savannah Woodard** led off last Wednesday's game at Virginia with her eighth double of the season. She has set personal bests in single-season homers (7) and RBI (37) this season.

- On March 7 against KSU, Woodard became the first Lady Flame since Mary Claire Wilson (2021 vs. ECU) to hit an inside-the-park home run.

- Woodard has led off a game with a home run twice this year (March 18 at Duke, April 5 vs. MTSU)

- **Rachel Roupe** and Arkansas' Bri Ellis are the only two active NCAA Division I players with 60 or more homers and 200 or more RBI. Roupe homered in her last at bat at Liberty Softball Stadium.

- Roupe's 39 CUSA RBI were the most by any CUSA player in a single season in conference play.

- Roupe is just the sixth CUSA softball player all-time with 20 homers in a single season.

- Roupe is one homer shy of Liberty's single-season record of 21 (Jessica Moore in 2006) and three RBI shy of Amber Bishop-Riley's program record of 66, set in 2017.

- **Brynn McManus** recorded her first career two-homer game, Saturday against FIU.

- McManus batted .392 with eight doubles, six homers and 23 RBI in CUSA play.

- McManus had seven RBI at the 2024 CUSA Softball Championship. She had a grand slam against UTEP, driving in six runs to tie the single-game record for any CUSA Tournament game.

- **Brooke Roberts** has made her first 55 career college starts at first base this season.

- Roberts recorded her first career walk-off hit, a two-run double, April 8 against Virginia.

- Roberts hit .500 with three homers and 12 RBI in nine combined postseason games last year.

- Roberts had a 13-game hitting streak, spanning the final nine games of 2024 and first four of 2025.

- **Rachel Craine** batted .111 (4-for-36) in February before hitting .385 (15-for-39) during March.

- Craine hit .297 (11-for-37) with one homer and 10 RBI during the month of April.

- Craine hit her third homer of the season on April 8 against Virginia.

- Oregon State transfer **Paige Doerr** had hits in each of the first eight games this year. Her 13-game hitting streak (March 26 through April 17) was the longest by a Lady Flame this season.

- Doerr stole a career-high three bases and hit a homer versus App State on March 1.

- Doerr hit .390 (16-for-41) with three doubles and five runs scored in April.

- **Savannah Jessee** hit her first homer of the season, March 14 at WKU.

- Jessee batted .367 with two homers and 13 RBI during CUSA play this season.

- Jessee drove in the winning run with a walk-off double in the 2024 CUSA Championship game.

- **KK Madrey** had her fourth three-hit game and three-steal game of the year, April 27 at LA Tech.

- Madrey batted .430 (34-for-79) with 24 steals, 13 RBI and 25 runs in CUSA play this year.

- She is now ranked second in program history with 89 career steals at Liberty.

- Madrey broke Katie Zavodny's (2013) single-season program record of 41 stolen bases, April 27.

- At 46, she is now chasing Marshall's Elicia D'Orazio (59 in 2017) for the CUSA single-season record.

- Oregon State transfer **Savannah Whatley** batted 2-for-3 against Radford in her first game as a Lady Flame, including the walk-off single to win it on Feb. 7.

- Whatley hit her first career home run, March 14 at Western Kentucky.

- Whatley posted her first career three-hit game, March 19 at North Carolina, doubling twice.

- Whatley recorded a four-hit game, Saturday at LA Tech, Liberty's first four-hit game since 2023.

- **Jamaya Byrum**'s first career hit was a homer off of Kelly Maxwell at Oklahoma (March 2, 2024).

- Byrum hit her second career home run, a three-run blast, on Feb. 23 against Hofstra.

- 2024 CAA Player of the Year **Alyssa Henault**, who transferred from Campbell, recorded her first hit as a Lady Flame, a pinch-hit RBI double, on Feb. 12 at UCF. She is 8-for-18 as a pinch hitter.

- Henault hit her second career homer in her last at bat at Liberty Softball Stadium, Sunday.

- **Alexia Carrasquillo** hit her first two homers on March 9 against KSU, becoming the first Liberty freshman since Rachel Roupe versus Stetson (May 5, 2022) with a two-homer game.

- On March 11 at Marshall, she became the first Liberty freshman since Roupe to hit a grand slam.

- **Paige Bachman** did not allow an earned run in her first 20 1/3 innings pitched this season.

- Bachman's 10 strikeouts against UTEP on March 29 marked her second career 10-K game.

- Bachman pitched a three-hit shutout on Feb. 8 against Cleveland State, striking out six batters in a row at one point. It was her fifth career shutout and first since the 2023 season.

- **Elena Escobar** has struck out three batters in an inning 13 times this year,

- Escobar is 12-0 with a 1.33 ERA and four shutouts in CUSA play this season.

- Escobar's 13 strikeouts on April 5 against Middle Tennessee were the most by a Lady Flame since Emily Kirby's 13 K's against No. 19 Georgia in the 2022 NCAA Durham Regional.

- Escobar went 6-4 in the circle last May, as she earned three victories at the CUSA Softball Championship and two in the NCAA Athens Regional, in addition to a victory at No. 10 LSU.

- **Kaylan Yoder** fanned 10 batters in 6 2/3 relief innings, March 14 at WKU. That is the most strikeouts by a relief pitcher in program history.

- Yoder struck out a career-high 11 batters on March 8 against Kennesaw State.

- Yoder is 7-2 with a 1.99 ERA and .178 opponents batting average in CUSA games this year.

- Louisiana transfer **Tyler Oubre** earned her third career win on Feb. 8 against Rutgers, allowing just one hit in four innings pitched. She tossed a three-hitter, Feb. 21 against Charleston Southern.

- Liberty pitcher **Danner Allen** was named to the Softball America Freshman Watchlist. She pitched a one-hit shutout with eight strikeouts on Feb. 23 against Hofstra.

Liberty's All-Time Record Against Teams Who Qualified for 2025 CUSA Softball Championship

Team	Record	Streak
Jax State	7-1	W7
Louisiana Tech	9-0	W9
New Mexico State	7-4	L1
Sam Houston	4-3	W1
WKU	5-4	W5

Liberty in the CUSA Softball Championship

2024 - at NM State

May 9 - NM State 11, Liberty 3 (5)
 May 9 - Liberty 13, UTEP 10
 May 10 - Liberty 5, Louisiana Tech 0
 May 10 - Liberty 5, NM State 3
 May 11 - Liberty 4, WKU 3 (9)
 (Liberty Claims Championship)

Conference Tournament Grand Slams

- Grace Nordan vs. Gardner-Webb, 5/8/14
- Madison Kotchey vs. Coastal Carolina, 5/8/15
- Brynn McManus vs. UTEP, 5/9/24

Conference Tournament

Shutout Wins	Score	Hits All.
5/2/98 vs. UMBC	1-0	3
Katie Phillips		
5/7/99 vs. CSU	5-0	2
Katie Phillips/Amy Csider		
5/12/02 vs. Winthrop	1-0	6
Ali Thompson		
5/12/05 vs. CSU	1-0	2
Sarah Swor		
5/9/08 vs. Radford	2-0	3
Sarah Ellis		
5/13/10 vs. PC	2-0	2
Tiffani Smith		
5/13/11 vs. Winthrop	3-0	0
Tiffani Smith		
5/13/11 Gardner-Webb	1-0	4
Katrina Johnson		
5/11/16 vs. PC	4-0	4
Julia DiMartino		
5/7/21 vs. Lipscomb	1-0	4
Emily Kirby		
5/8/21 vs. Lipscomb	8-0 (6)	4
Emily Kirby		
5/13/21 vs. Jacksonville	1-0	3
Karlie Keeney/Emily Kirby		
5/14/22 vs. North Fla.	9-0 (5)	3
Karlie Keeney		
5/10/24 vs. LA Tech	5-0	3
Kaylan Yoder		

Liberty in Conference Tournament...

Overall 60-51
 Under Coach Richardson 23-14
 Run-rule games 5-9
 Extra-inning games 5-7
 One-run games 21-18

Liberty's Conference Tournament MVP's All-Time

Big South
 1998 - Katie Phillips (Co-MVP)
 2002 - Ali Thompson
 2011 - Tiffani Smith
 2018 - Autumn Bishop
 ASUN
 2021 - Amber Bishop-Riley
 2022 - Kara Canetto
 CUSA
 2024 - Brooke Roberts

2024 CUSA Championship Rewind

No. 1 seed Liberty fell to No. 4 seed New Mexico State, 11-3 in five innings in its first game at the 2024 CUSA Softball Championship. The Lady Flames then fell behind No. 6 seed UTEP 5-0 and 8-4 in their first elimination contest. Brynn McManus hit a game-tying grand slam in the fourth inning and Liberty earned a 13-10 victory.

On Friday, Kaylan Yoder pitched a three-hitter as the Lady Flames shut out No. 3 seed Louisiana Tech 5-0. The Lady Flames then got homers from Rachel Roupe and Sierra Kersten and a pair of RBI from Brooke Roberts, knocking off NM State 5-3 to advance to the winner-take-all final.

The Lady Flames rallied from 2-0 and 3-1 deficits in the championship game against No. 2 seed WKU. In the bottom of the ninth, Megan Fortner led off with a double before Savannah Jessee's walk-off double sent the Lady Flames to the title.

Roberts was named CUSA Tournament MVP, while Elena Escobar, Savannah Jessee, Brynn Mc-Manus and Mary Claire Wilson were all named to the All-Tournament Team.

Liberty became just the second team to lose its first game at the CUSA Softball Championship and come all the way back to win the title (also DePaul in 2004). Liberty is the first team since WKU in 2015 to win the Conference USA Championship in its first year in the conference.

Conference Tournament Trivia

Liberty is the first CUSA team to be No. 1 seed for the CUSA Softball Championship in back-to-back years since North Texas (2019, 2021).

The No. 1 seed has gone 12-4 in Conference USA Softball Championship final games. However, last year, Liberty became the first CUSA No. 1 seed to win the title since FAU in 2016.

Liberty has made five conference final appearances under Coach Richardson (2017, 2018, 2021, 2022, 2024), including four titles (2018, 2021, 2022, 2024).

Liberty is the first CUSA softball team since North Texas (2019, 2021) to win back-to-back regular-season championships.

Current Lady Flames Rachel Roupe (2022), KK Madrey (2023), Elena Escobar (2023 with North Alabama, 2024 for Liberty), Savannah Jessee (2024), Brynn McManus (2024) and Brooke Roberts (2024) have all earned conference all-tournament honors.

The Lady Flames are looking to become the first team to win back-to-back CUSA Softball Championship titles since East Carolina in 2010 and 2011. DePaul (2002-05) and Southern Miss (2000-01) are the only other back-to-back conference tournament champions in CUSA softball.

Bring on the Awards

Dot Richardson was named CUSA Coach of the Year, her fifth career conference coach of the year honor (also 2017, 2018 Big South; 2021, 2022 ASUN). Rachel Roupe was named CUSA Player of the Year, while Elena Escobar was voted CUSA Pitcher of the Year and Savannah Whatley was named CUSA Newcomer of the Year.

The Lady Flames also lead all CUSA teams with nine all-conference players, including six on the first team.

Elena Escobar, Savannah Jessee, KK Madrey, Brynn McManus, Rachel Roupe and Savannah Whatley were all named to the first team, while Paige Bachman, Savannah Woodard and Kaylan Yoder were all voted to the second team.

Additionally, Roupe and Paige Doerr were both voted to the CUSA All-Academic Team.

Transfer Station

Liberty has one-third of its roster (10-of-30) made up of transfers, including four new transfers this season. Five players from the projected starting lineup began their career elsewhere.

The Lady Flames added Savannah Whatley and 2024 Pac-12 All-Freshman Team member Paige Doerr from Oregon State this season. Whatley was on OSU's WCWS team in 2022.

Liberty also added 2024 CAA Player of the Year Alyssa Henault from Campbell and pitcher Haley McManus from Virginia Tech.

Family Matters

Twin sisters Amber Bishop-Riley and Autumn Bishop (2017-21) rewrote Liberty's record books over the last five years, and helped lead Liberty to their first two NCAA Regional finals appearances.

The Lady Flames have one player on their current roster who is a twin. Rachel Craine has a twin sister, Renee.

Liberty currently has one set of sisters on the team, Paige and Madi Bachman.

Liberty associate head coach Kasey Fagan coaches alongside her sister, assistant coach Sami Fagan. Both Kasey (Arkansas) and Sami (Missouri) graduated from SEC schools. Meanwhile, their sister, Haley Sampson (Auburn) now serves as director of operations.

RPI and Postseason Outlook

The Lady Flames enter the week with at RPI of 28, and D1Softball.com considered Liberty a lock to make the NCAA Division I Softball Championship.



Dr. Dot Richardson
UCLA, '83; Adelphi, '88;
Louisville, '93
12th Season

Milestone wins

- 1st – Feb. 15, 2014 vs. Norfolk State (5-1)
- 100th – April 14, 2017 at Gardner-Webb (5-0)
- 200th – April 23, 2019 vs. Radford (10-8, walk-off grand slam)
- 300th - May 5, 2022 vs. Stetson
- 400th - March 7, 2024 vs. KSU

Under Richardson

- 4 NCAA Regional Finals ('18, '21, '23, '24)
- 2017 NISC National Champions
- Improved record each season from 2014-19, including NCAA's top win improvement from 2014-15
- 6 Conf. Regular-Season titles ('17, '18, '21, '22, '24, '25)
- 4 Conference Tournament titles (2018, 2021, 2022, 2024)
- 5 Conference Tournament finals (2017, 2018, 2021, 2022, 2024)
- 7 40-win seasons ('17-'19, '21-'23, '25)
- 5-Time Conference Coach of the Year ('17, '18, '21, '22, '25)
- 19 NFCA All-Region selections
- 3 CSC Academic All-Americans
- 12 CSC Academic All-District III
- 5 Conference Pitchers of the Year
- 2 Big South Freshmen of the Year
- 4 Conference Players of the Year
- 1 CUSA Newcomer of the Year
- 2 ASUN Def. Players of the Year
- 4 Conf. Scholar-Athletes of Yr.
- 1 VaSID State Rookie of the Year
- 36 VaSID All-State Team players
- 1 ECAC Pitcher of the Year
- 71 All-Conference
- 21 Conference All-Freshman team
- 25 Conf. All-Tournament team
- 4 Conf. Tournament MVP
- 14 Conf. All-Academic team
- 9 NISC All-Tournament team
- 1 NISC Tournament MVP

Personal

- Two-Time Olympic Champion: 1996, 2000 (Hit game-winning HR in '96 Gold medal game)
- Founder of Dot Richardson Softball Association
- Five-Time Pan American Games Champion; 4X World Championship Gold Medalist
- NCAA's Most Outstanding Softball Player, 1980's

HEAD COACH DOT RICHARDSON

426-268, 182-69 CONF.

Two-time Olympic Gold medalist, Dr. Dot Richardson has led the Liberty softball program to new heights.

Liberty has made five NCAA Regional appearances under Coach Richardson, earning the program's first-ever NCAA postseason wins in 2018 to advance to the Columbia Regional final. The Lady Flames then won twice in the 2021 Knoxville Regional, advancing to their second Regional final with a 6-4 win over Tennessee on May 22.

Liberty eliminated No. 2 national seed UCLA from the 2023 Los Angeles Regional with a dramatic 2-1 win before beating Grand Canyon to advance to its third Regional final.

The Lady Flames made their fourth straight NCAA Regional appearance, winning the 2024 CUSA Softball Championship. Liberty then knocked off No. 25 Charlotte and No. 11 Georgia to advance to the Regional final and came within one out of Super Regionals.

During the 2018 season, Richardson's Lady Flames won a program-record 49 games (49-14), taking a 19-game winning streak into the NCAA Columbia Regional Final. She led the team to its first-ever NCAA Regional Final appearance, being named Big South and VaSID State Coach of the Year.

In 2017, she led Liberty to its first-ever postseason championship, as the Lady Flames captured the National Invitational Softball Championship title with a 3-1 win over Lamar.

The Lady Flames returned to the NISC in 2019, winning the Lynchburg Regional and finishing with a season record of 40-22.

- Coach Richardson has guided Liberty to 22 wins over nationally-ranked opponents, including wins No. 6 Michigan (2/23/20), No. 6 Clemson (4/26/23) and No 2 UCLA (5/20/23).

- Five out of the top seven winningest seasons in program history, including each of the top four, have come under Coach Richardson.

- Liberty finished the 2021 season with a program-record RPI of 19 and earned its first ever end-of-season national ranking, appearing 25th in three major polls.

- Richardson and her staff were named the 2018 NFCA Mid-Atlantic Regional Coaching Staff of the Year.

- Richardson was instrumental in the planning for the state-of-the-art Liberty Softball Stadium, a 1,000-seat structure, which opened March 19, 2015.

- Liberty's 2-0, 10-inning win over No. 24/24 Hofstra in the first round of the 2018 NCAA Columbia Regional on May 18, 2018, was Liberty's first ranked win since the 2007 season.

Coach Richardson Year by Year

Year	Overall	Pct.	Conf.	Pct.	Noteworthy
2014	11-46	.192	4-20	.167	
2015	29-30	.491	12-12	.500	Largest NCAA win improvement
2016	31-28	.525	16-8	.667	Liberty's first winning record since 2010
2017	46-24	.657	16-5	.761	NISC National Round Champions
2018	49-14	.777	18-3	.857	NCAA Columbia Regional Finals
2019	40-22	.645	16-5	.761	NISC Regional Round Champions
2020	10-13	.434	0-0	.000	9-2 in final 11 games before pandemic
2021	44-15	.746	16-2	.889	NCAA Knoxville Regional Finals
2022	44-18	.709	23-1	.958	NCAA Durham Regional
2023	40-22	.645	19-5	.792	NCAA Los Angeles Regional Finals
2024	38-25	.603	19-5	.792	NCAA Athens Regional Finals
2025	44-11	.800	23-3	.885	CUSA Regular-Season Champions
Total	426-268	.614	182-69	.725	



1982 National Champion
 * - 1st Softball Title in NCAA History



Atlanta 1996
 1996 Olympic Gold Medalist
 * - 1st Softball Gold Medal in Olympics History



2000 Olympic Gold Medalist

2025 Liberty Softball When . . .	
at Home	24-3
on Road	13-5
at a neutral site	7-3
Conference	23-3
Non-conference	21-8
Facing Top 25 Teams 1-6	
Facing "others receiving votes"	2-2
In Day Games 41-10	
In Night Games	3-1
Midweek Games (M-Th)	7-5
Weekend Games (F-Su)	37-6
Liberty starter pitches 5+ inn. 29-3	
Liberty starter pitches < 5 inn.	15-8
Liberty staff strikes out 10+	8-0
Recording 3 or fewer hits 0-4	
Recording 4-6 hits	3-5
Recording 7-9 hits	20-2
Recording 10+ hits	21-0
Opponent has 3 or fewer hits 16-1	
Opponent has 4-6 hits	21-3
Opponent has 7-9 hits	5-5
Oppnent has 10+ hits	2-2
After winning a game 36-8	
After losing a game	7-3
Played on Monday 0-0	
Played on Tuesday	3-2
Played on Wednesday	3-3
Played on Thursday	1-0
Played on Friday	15-2
Played on Saturday	15-2
Played on Sunday	7-2
Played in Feb. 14-4	
Played in March	17-2
Played in April	10-5
Played in May	3-0
Conf. Series Openers 8-1	
Middle Games	8-1
Conf. Game 3's	7-1
1st game of DH (same opponent) 3-1	
2nd game of DH (same opponent)	3-1
1st game of day (multi-game days) 9-2	
2nd game of day	9-2
3rd game of day	0-0
1st meeting of season with opp. 28-6	
2nd meeting of season with opp.	9-4
3rd meeting of season with opp.	7-1
4th meeting of season with opp.	0-0
5th meeting of season with opp.	0-0
In Florida 8-3	
In Virginia	24-5
In West Virginia	1-0
In Kentucky	2-0
In North Carolina	1-2
In Alabama	3-0
In New Mexico	2-1
In Louisiana	3-0
In run-rule games 10-1	
In extra-inning games	0-0
In one-run games	9-3

Career Honors (Division I Level)	
HC Dot Richardson	
2025 CUSA Coach of the Year	
Two-time ASUN Coach of the Year (2021, 2022)	
Two-time Big South Coach of the Year (2017, 2018)	
2023 VaSID State Coach of the Year	
2018 VaSID State Coach of the Year	
2018 NFCA Mid-Atlantic Regional Coaching Staff of the Year	
1 Tyler Oubre	
2024 CSC Academic All-District	
2 Alyssa Henault	
2024 CAA Player of the Year	
2024 CAA All-Conference 1st team	
CAA Player of the Week (3/25/24)	
2023 Big South All-Conference 1st team	
Big South Player of the Week (3/13/23)	
3 Danner Allen	
CUSA Freshman of the Week (2/24/25)	
5 Elena Escobar	
2025 CUSA Pitcher of the Year	
2025 CUSA All-Conference 1st team P	
2024 NFCA All-Mideast Region 2nd team P	
2024 CUSA All-Tournament Team	
2024 CUSA All-Conference 2nd team P	
Conference USA Pitcher of the Week (4/15/24; 3/10/25)	
2024 CUSA Preseason All-Conference P	
2023 ASUN All-Tournament Team	
6 Savannah Whatley	
2025 CUSA Newcomer of the Year	
2025 CUSA All-Conference 1st team INF	
8 Brynn McManus	
2025 CUSA All-Conference 1st team DP	
2024 CUSA All-Tournament Team	
2023 ASUN All-Freshman Team	
9 Katie Love	
2024 Conference USA All-Freshman Team	
Conference USA Pitcher of the Week (3/18/24)	
Conference USA Freshman of the Week (4/29/24)	
10 Rachel Craine	
2023 ASUN All-Conference 2nd team INF	
11 Brooke Roberts	
2024 CUSA All-Tournament Team	
12 Savannah Woodard	
2025 CUSA All-Conference 2nd team INF	
2021 NFCA All-South Region 3rd team	
2021 All-SEC Newcomer Team	
SEC Newcomer of the Week (5/4/21)	
15 Rachel Roupe	
2025 CUSA Player of the Year	
2024 NFCA All-Mideast Region 2nd team OF	
2024, 2025 Conference USA All-Conference 1st team OF	
2024, 2025 Conference USA All-Academic Team	
Conference USA Player of the Week (2/12/24; 4/29/24; 2/24/25; 3/10/25; 3/17/25; 3/24/25; 5/5/25)	
2024 NFCA Division I Leadoff Classic All-Tournament Team	
2023 VaSID All-State 1st team OF	
2023, 2024 CSC Academic All-District	
2023 ASUN All-Conference 1st team OF	
ASUN Player of the Week (3/21/22; 5/9/22; 2/27/23; 5/1/23; 5/8/23)	
2022 ASUN All-Tournament Team	
2022 ASUN All-Conference 2nd team OF	
2022 ASUN All-Freshman Team	
20 Kaylan Yoder	
2025 CUSA All-Conference 2nd team P	
2024 NFCA All-Mideast Region 2nd team P	
2024 Conference USA All-Conference 1st team P	
2024 Conference USA All-Freshman Team	
Conference USA Freshman of the Week (2/26/24; 4/15/24)	
Conference USA Pitcher of the Week (4/1/24; 4/14/25)	
24 Savannah Jessee	
2025 CUSA All-Conference 1st team C	
2024 CUSA All-Tournament Team	
42 KK Madrey	
2025 CUSA All-Conference 1st team OF	
2023 VaSID All-State 2nd team OF	
2023 ASUN All-Conference 1st team OF	
2023 ASUN All-Tournament Team	
46 Paige Doerr	
2025 CUSA All-Academic Team 2024 Pac-12 All-Freshman Team	
Pac-12 Freshman of the Week (3/11/24)	
51 Paige Bachman	
2025 CUSA All-Conference 2nd team P	
CUSA Pitcher of the Week (2/10/25)	
2022 VaSID All-State 2nd team	
2022 ASUN All-Conference 2nd team INF; 2022 ASUN All-Freshman Team	

2025 Season Honors			
Conference USA Player of the Year			
Sr. OF Rachel Roupe			
Conference USA Pitcher of the Year			
Sr. P Elena Escobar			
Conference USA Newcomer of the Year			
R-Jr. SS Savannah Whatley			
Conference USA Coach of the Year			
Dot Richardson			
Conference USA All-Conference First Team			
Sr. P Elena Escobar			
R-So. C Savannah Jessee			
Sr. OF KK Madrey			
Jr. DP Brynn McManus			
Sr. OF Rachel Roupe			
R-Jr. SS Savannah Whatley			
Second Team			
Sr. P Paige Bachman			
R-Sr. 2B Savannah Woodard			
So. P Kaylan Yoder			
Conference USA All-Academic Team			
Sr. OF Rachel Roupe			
Conference USA Player of the Week			
Sr. OF Rachel Roupe (Feb. 24)			
Sr. OF Rachel Roupe (March 10)			
Sr. OF Rachel Roupe (March 17)			
Sr. OF Rachel Roupe (March 24)			
Sr. OF Rachel Roupe (May 5)			
Conference USA Pitcher of the Week			
Sr. P Paige Bachman (Feb. 10)			
Sr. P Elena Escobar (March 10)			
So. P Kaylan Yoder (April 14)			
Conference USA Freshman of the Week			
Fr. P Danner Allen (Feb. 24)			
Last Time They Homered			
Player	Date	Opp	Type
Bachman	5/13/22	UNF	Solo
Byrum	2/23/25	Hofstra	3-Run
Carrasquillo	3/14/25	WKU (2)	2-Run
Craine	4/8/25	Virginia	Solo
Doerr	3/1/25	App State	Solo
Henault	5/4/25	FIU	Solo
Jessee	5/2/25	FIU	Solo
Madrey	2/28/25	Drexel	2-Run
McManus	5/3/25	FIU	2-Run
Roberts	5/2/25	FIU	Solo
Roupe	5/4/25	FIU	Solo
Whatley	3/14/25	WKU (2)	2-Run
Woodard	4/5/25	MTSU (1)	Solo
Bolded players who have homered this year			
Last Time They Started (Pitchers)			
Player	Date	Opp	Decision
Allen	3/23/25	Jax State	ND
Bachman	5/2/25	FIU	W
Escobar	5/3/25	FIU	W
Love	4/27/24	UTEP	W
Oubre	3/26/25	Longwood	ND
Yoder	5/4/25	FIU	W

The Last Time Liberty . . .

Had a 5+ game winning streak: 5 (4/5/25 to 4/12/25)
Had a 10+ game winning streak: 11 (2/28/25 to 3/14/25)
Played an extra-inning game: W, 4-3 vs. Western Kentucky (5/11/24)
Won an extra-inning game: W, 4-3 vs. Western Kentucky (5/11/24)
Played a 10+inning game: W, 8-7 (10) vs. New Mexico State (4/19/24)
Played an 11-inning+ game: L, 1-2 (11) vs. No. 24 Central Arkansas (5/12/23)
Played a 12-inning game: L, 0-1 (12) vs. Ohio (5/18/17) (tied program record)
Defeated a top-5 team: W, 2-1 at No. 2 UCLA (5/20/23)
Defeated a top-10 team: W, 3-1 at No. 10 LSU (5/5/24)
Defeated a top-25 team: W, 7-6 vs. No. 12 Alabama (2/14/25)
Swept a DH with top-25 team: at No. 25 Virginia Tech (5/4/06)
Swept a conference series: vs. FIU (5/2/25-5/4/25)
Swept a conference series, allowing no runs: vs. FIU (5/2/25-5/4/25)
Swept a conference series on road: at LA Tech (4/25/25-4/27/25)
Run-ruled an opponent: W, 8-0 (5) vs. FIU (5/3/25)
Was run-ruled: L, 0-9 (5) vs. No. 15 Virginia Tech (2/26/25)

Batting

Was no hit: vs. No. 15 Virginia Tech (2/26/25)
Recorded 10+ hits: 15, at LA Tech (4/26/25)
Recorded 11+ hits: 15, at LA Tech (4/26/25)
Recorded 12+ hits: 15, at LA Tech (4/26/25)
Recorded 13+ hits: 15, at LA Tech (4/26/25)
Recorded 14+ hits: 15, at LA Tech (4/26/25)
Recorded 15+ hits: 15, at LA Tech (4/26/25)
Recorded 16+ hits: 16, at WKU (3/14/25) (Game 2)
Recorded 17+ hits: 17, at North Florida (4/7/23) (Game 2)
Recorded 18+ hits: 19, vs. Villanova (2/27/21)
Recorded 19+ hits: 19, vs. Villanova (2/27/21)
Was shut out: L, 0-6 at No. 11 Virginia Tech (4/2/25)
Scored 10+ runs in one inning: 10, (5th) at Marshall (3/11/25)
Scored 10+ runs: W, 10-0 (5) at New Mexico State (4/12/25)
Scored 11+ runs: W, 11-1 (6) vs. UTEP (3/29/25) (Game 2)
Scored 12+ runs: W, 12-3 (6) at Jax State (2/22/25)
Scored 13+ runs: W, 17-6 (5) at Marshall (3/11/25)
Scored 14+ runs: W, 17-6 (5) at Marshall (3/11/25)
Scored 15+ runs: W, 17-6 (5) at Marshall (3/11/25)
Scored 16+ runs: W, 17-6 (5) at Marshall (3/11/25)
Scored 17+ runs: W, 17-6 (5) at Marshall (3/11/25)
Scored 18+ runs: W, 19-3 (5) vs. Longwood (3/6/21)
Scored 19+ runs: W, 19-3 (5) vs. Longwood (3/6/21)
Scored 20+ runs: W, 20-0 (5) vs. Delaware State (2/21/19)
Recorded 5+ doubles: 5, vs. Sam Houston (4/17/25)
Recorded 6+ doubles: 6, vs. Louisiana (3/3/24)
Recorded 7+ doubles: 7, vs. Rhode Island (3/10/17)
Recorded 8+ doubles: 8, at North Carolina A&T (3/31/03)
Hit 3 triples (program record): 3, vs. Delaware State (2/21/19)
Hit 3+ home runs: 3, vs. FIU (5/3/25)
Hit 4+ home runs: 5, at WKU (3/14/25) (Game 2)
Hit 5+ home runs: 5, at WKU (3/14/25) (Game 2)
Hit 6+ home runs (program record): 6, vs. Hampton (4/19/11)
Drew 5+ walks: 5, vs. FIU (5/4/25)
Drew 10+ walks: 10, at Eastern Kentucky (3/16/23) (Game 1)
Stole 5+ bases: 5, at New Mexico State (4/11/25)
Stole 6+ bases: 6, vs. Kennesaw State (3/7/25)
Stole 7+ bases: 9, vs. Lehigh (3/1/25) (program record)
Stole 8+ bases: 9, vs. Lehigh (3/1/25) (program record)
Two Lady Flames had 2 HR: Howard, Strickland vs. Kennesaw State (3/5/10)
Did not strike out: 0, at New Mexico State (4/12/25)
Pitching
Shut out an opponent: W, 7-0 vs. FIU (5/4/25)
1-hit an opponent: vs. FIU (5/4/25)
No-hit an opponent: Katie Love vs. Jacksonville State (3/16/24)
Threw perfect game: Megan Johnson vs. Texas Southern (3/6/20)
Struck out 10+ batters: 10, vs. Middle Tennessee (4/5/25) (Game 2)
Struck out 11+ batters: 13, vs. Middle Tennessee (4/5/25) (Game 1)
Struck out 12+ batters: 13, vs. Middle Tennessee (4/5/25) (Game 1)
Struck out 13+ batters: 13, vs. Middle Tennessee (4/5/25) (Game 1)
Struck out 14+ batters: 15, at Bellarmine (3/20/21)
Struck out 15+ batters: 15, at Bellarmine (3/20/21)
Struck out 16+ batters: 16 vs. Presbyterian (4/24/09) (program record)
Pitched 8+ innings: 9.0 vs. Western Kentucky (5/11/24)
Pitched 9+ innings: 9.0 vs. Western Kentucky (5/11/24)
Pitched 10+ innings: 10.0 vs. New Mexico State (4/19/24)
Pitched 11+ innings: 12.0 vs. Ohio (5/18/17)
Pitched 12 innings: 12.0 vs. Ohio (5/18/17)
Allowed 5+ runs: 5, at No. 24 Virginia (4/30/25)
Allowed 10+ runs: 14 at No. 11 Georgia (5/19/24)
Allowed 15+ runs: 15 at No. 1 Oklahoma (3/2/24)
Allowed 10+ hits: 10, at New Mexico State (4/11/25)
Allowed 15+ hits: 17 at No. 11 Georgia (5/19/24)
Allowed 20+ hits: 24 vs. Tulsa (3/7/14)
Allowed no walks: 0 vs. Kennesaw State (3/9/25)
Allowed 5+ walks: 15 at LA Tech (4/26/25)
Allowed 10+ walks: 10 at No. 10 LSU (5/4/24)
Allowed 4+ home runs: 6 at No. 11 Georgia (5/19/24)
Allowed 5+ home runs: 6 at No. 11 Georgia (5/19/24)
Allowed 6+ home runs: 6 at No. 11 Georgia (5/19/24)

Fielding

Did not commit an error: 0 vs. FIU (5/4/25)
Did not commit an error in a full conference series: at NM State (4/11-13/25)
Committed 4+ errors: 4 at No. 13 Duke (3/18/25) (Game 1)
Committed 5+ errors: 5 vs. Stetson (4/16/23)
Committed 6+ errors: 6 vs. Fordham (3/18/01)
Committed 7+ errors: 8 vs. Morgan State (3/3/00)
Committed 8+ errors: 8 vs. Morgan State (3/3/00)
Turned 2+ double plays: 2 at LA Tech (4/25/25)
Turned 3+ double plays: 3 vs. San Jose State (2/11/23)

Individual

Had 3+ hits: KK Madrey (3) at LA Tech (4/27/25)
Had 4+ hits: Savannah Whatley (4) at LA Tech (4/26/25)
Had 5+ hits: Katie Zavodny (5) at Charleston Southern (4/7/13) (program record)
Had 5+ at bats: Savannah Woodard (5) at LA Tech (4/26/25)
Had 6+ at bats: Amber Bishop (6) at Duke (3/27/19) (tied program record)
Had 2+ extra base hits: Brynn McManus (2 HR) vs. FIU (5/3/25)
Had 3+ extra base hits: Brynn McManus (2 2B, HR) vs. UTEP (5/9/24)
Led off a game with home run: Rachel Roupe vs. Duke (3/12/24)
Hit a pinch hit home run: Sierra Kersten at New Mexico State (5/10/24)
Hit a game-winning walk-off HR: Rachel Roupe (7th, 2R) vs. St. John's (2/9/24)
Had a game-winning walk-off hit: Brooke Roberts (7th, 2R 2B) vs. Virginia (4/8/25)
Hit inside the park home run: Savannah Woodard vs. Kennesaw State (3/7/25)
Hit 2+ doubles: Rachel Roupe (2) vs. Sam Houston (4/17/25)
Hit 3+ doubles: Rachel Roupe (3) vs. Louisiana (3/3/24) (tied program record)
Hit 2 triples: Kara Canetto (2) vs. Virginia (3/1/22) (tied program rec.)
Hit 2+ home runs: Brynn McManus (2) vs. FIU (5/3/25)
Hit 3+ home runs: Jessica Moore (3) vs. Gardner-Webb (3/8/06) (program record)
Scored 3+ runs: Savannah Woodard (3) vs. UTEP (3/28/25)
Scored 4+ runs: Savannah Woodard (4) vs. Charleston Southern (2/21/25)
Had 4+ RBI: Rachel Roupe (4) at New Mexico State (4/12/25)
Had 5+ RBI: Brynn McManus (6) vs. UTEP (5/9/24)
Had 6+ RBI: Brynn McManus (6) vs. UTEP (5/9/24)
Had 7+ RBI: Mary Claire Wilson (7) at No. 2 Virginia Tech (5/3/22)
Hit a Grand Slam: Alexia Carrasquillo at Marshall (3/11/25)
Get a hit in 1st career at bat: Ava Cino vs. Florida Atlantic (2/18/22)
Homered in 1st career at bat: Grace Nordan vs. Siena (3/4/11)
Reach base in 1st career plate app.: Mariah Bazile (BB) vs. Hofstra (2/23/25)
Had 3+ walks: Savannah Whatley (3) vs. UTEP (3/28/25)
Had 4+ walks: Rachel Roupe (4) vs. Western Kentucky (5/11/24)
Had 5+ walks: Tracy King (5) vs. Maryland Eastern Shore (4/11/94)
Hit 2 sacrifice flies: Denay Griffin (2) vs. New Mexico (3/8/20)
Had 2+ sacrifice bunts: Mary Claire Wilson (2) at North Carolina (3/22/23)
Had 3 sacrifice bunts: Cassie Hendrix (3) at Charleston Southern (5/2/08)
Had 3+ stolen bases: KK Madrey (3) at LA Tech (4/27/25)
Had 4+ stolen bases: Susan Naylor (4) vs. Mount St. Mary's (3/4/95)
Hit by 2+ pitches: Rachel Craine (2) vs. Marshall (2/26/23)
Hit by 3+ pitches: Cheryl Wyrick (3) vs. Coastal Carolina (3/14/00)
HR in back-to-back innings: Rachel Roupe (3rd, 4th) at Queens (5/5/23)

Liberty hitters:

Hit back-to-back home runs: Rachel Roupe, Alyssa Henault vs. FIU (5/4/25)
Hit back-to-back-to-back home runs: J'nae Jefferson, Jessica Moore, Ashley Williams vs. Rhode Island 3/3/07 (seventh inning)

A Liberty fielder:

Had 10+ putouts: Brooke Roberts (13) vs. FIU (5/2/25)
Had 15+ putouts: Megan Fortner (15) vs. San Diego State (5/19/23)
Had 6+ assists: Rachel Craine (6) at LA Tech (4/26/25)
Had 7+ assists: Paige Bachman (7) vs. Penn (2/24/24)
Had 8+ assists: Devyn Howard (8) vs. No. 24 Central Arkansas (5/12/23)
Had 9+ assists: Kristi Hanna (10) vs. Eastern Kentucky (2/20/99)
Had 10+ assists: Kristi Hanna (10) vs. Eastern Kentucky (2/20/99)
Had 3+ errors: Savannah Channell (3) vs. Illinois (2/7/20)
Had 4+ errors: Jennifer Ward (4) vs. Charlotte (4/15/95)

A Liberty pitcher:

Pitched 8+ innings: Karlie Keeney (10) vs. No. 24 Central Arkansas (5/12/23)
Pitched 9+ innings: Karlie Keeney (10) vs. No. 24 Central Arkansas (5/12/23)
Pitched 10+ innings: Karlie Keeney (10) vs. No. 24 Central Arkansas (5/12/23)
Pitched 11+ innings: Sarah Ellis (12) vs. Florida Atlantic (3/13/09)
Pitched 12 innings: Sarah Ellis (12) vs. Florida Atlantic (3/13/09)
Had 10+ strikeouts: Elena Escobar (13) vs. Middle Tennessee (4/5/25) (Game 1)
Had 11+ strikeouts: Elena Escobar (13) vs. Middle Tennessee (4/5/25) (Game 1)
Had 12+ strikeouts: Elena Escobar (13) vs. Middle Tennessee (4/5/25) (Game 1)
Had 13+ strikeouts: Elena Escobar (13) vs. Middle Tennessee (4/5/25) (Game 1)
Had 14+ strikeouts: Emily Kirby (15) at Bellarmine (3/20/21)
Had 15+ strikeouts: Emily Kirby (15) at Bellarmine (3/20/21)
Had 16+ strikeouts: Tiffani Smith (16) vs. Presbyterian (4/24/09) (Program record)
Pitched a complete game: Elena Escobar vs. FIU (5/3/25)
Pitched a complete-game shutout: Elena Escobar vs. FIU (5/3/25)
Pitched a complete-game two-hitter: Elena Escobar vs. FIU (5/3/25)
Pitched a complete-game one-hitter: Elena Escobar at Jax State (3/21/25)
Pitched a complete-game no-hitter: Katie Love vs. Jacksonville State (3/16/24)
Pitched a perfect game: Megan Johnson vs. Texas Southern (3/6/20)
Recorded a save: Paige Bachman at LA Tech (4/25/25)
Pitched complete game without a walk: Elena Escobar vs. KSU (3/9/25)

2025 Liberty University Softball
 Conference statistics for Liberty (as of May 04, 2025)
 (CUSA games only Sorted by Batting avg)

Record: 23-3 Home: 13-2 Away: 10-1 CUSA: 23-3

Player	avg	gp-gs	ab	r	h	2b	3b	hr	rbi	tb	slg%	bb	hp	so	gdp	ob%	sf	sh	sb-att	po	a	e	fld%		
15 ROUPE, Rachel	.486	26-26	74	27	36	10	0	13	39	85	1.149	20	3	5	0	.596	2	0	1-2	25	0	0	1.000		
42 MADREY, KK	.430	26-26	79	25	34	3	1	0	13	39	.494	8	0	6	1	.477	1	1	24-26	37	0	0	1.000		
8 McMANUS, Brynn	.392	26-25	79	17	31	8	0	6	23	57	.722	12	0	10	0	.457	3	0	1-3	3	0	0	1.000		
24 JESSEE, Savannah	.367	19-19	49	7	18	3	0	2	13	27	.551	5	1	2	0	.429	1	1	0-1	128	9	0	1.000		
6 WHATLEY, Savannah	.364	18-16	44	15	16	3	0	1	8	22	.500	8	1	5	0	.463	1	1	2-2	18	14	3	.914		
12 WOODARD, Savannah	.322	26-26	90	24	29	3	0	3	18	41	.456	11	2	7	0	.408	0	0	1-5	38	42	2	.976		
46 DOERR, Paige	.311	26-26	74	10	23	3	0	0	9	26	.351	6	0	7	0	.358	1	5	6-6	27	0	0	1.000		
11 ROBERTS, Brooke	.291	26-26	86	14	25	3	0	3	13	37	.430	3	1	1	0	.319	1	1	1-1	146	1	0	1.000		
10 CRAINE, Rachel	.279	26-24	61	7	17	6	0	0	10	23	.377	9	1	9	1	.370	2	1	3-5	16	28	4	.917		

2 HENAULT, Alyssa	.333	14-3	12	6	4	3	0	1	2	10	.833	5	2	2	0	.550	1	1	0-0	1	3	0	1.000		
22 CARRASQUILLO, Alexia	.292	10-7	24	6	7	1	0	3	9	17	.708	4	0	1	0	.393	0	0	0-0	54	0	0	1.000		
4 BYRUM, JaMaya	.125	12-10	16	4	2	0	1	0	2	4	.250	3	1	2	0	.286	1	1	0-0	15	25	3	.930		
19 HEIDORN, Lilly	.000	16-0	0	10	0	0	0	0	0	0	.000	0	0	0	0	.000	0	0	4-4	0	0	0	.000		
14 NORRIS, Aubry	.000	13-0	0	6	0	0	0	0	0	0	.000	0	0	0	0	.000	0	0	4-5	0	0	0	.000		
Totals	.352	26	688	178	242	46	2	32	159	388	.564	94	12	57	2	.431	14	12	47-60	513	150	13	.981		
Opponents	.200	26	614	57	123	18	1	15	51	188	.306	68	13	180	10	.292	3	10	7-10	481	205	29	.959		

LOB - Team (161), Opp (138). DPs turned - Team (11), Opp (8). IBB - Team (1), ROUPE, R. 1. Picked off - McMANUS, B. 1.

(CUSA games only Sorted by Earned run avg)

Player	era	w-l	app	gs	cg	sho	sv	ip	h	r	er	bb	so	2b	3b	hr	b/avg	wp	hp	bk	sfa	sha
5 ESCOBAR, Elena	1.33	12-0	13	9	7	4/0	1	63.1	37	16	12	19	77	3	1	7	.168	1	2	0	2	3
20 YODER, Kaylan	1.99	7-2	11	9	2	1/1	0	52.2	32	15	15	30	57	6	0	5	.178	7	7	0	0	6
51 BACHMAN, Paige	2.52	4-1	15	7	2	1/1	2	50.0	52	25	18	18	43	9	0	3	.263	5	4	0	1	0

1 OUBRE, Tyler	0.00	0-0	2	0	0	0/0	0	1.2	0	0	0	1	0	0	0	0	.000	0	0	0	0	0
3 ALLEN, Danner	2.10	0-0	1	1	0	0/0	0	3.1	2	1	1	0	3	0	0	0	.200	0	0	0	0	1
Totals	1.88	23-3	26	26	11	7/1	3	171.0	123	57	46	68	180	18	1	15	.200	13	13	0	3	10
Opponents	6.64	3-23	26	26	4	0/0	0	160.1	242	178	152	94	57	46	2	32	.352	16	12	0	14	12

PB - Team (4), CARRASQUILLO 2, JESSEE, S. 2, Opp (8). Pickoffs - Team (1), JESSEE, S. 1, Opp (1). SBA/ATT - JESSEE, S. (5-8), ESCOBAR, E. (3-4), BACHMAN, P. (2-3), YODER, K. (1-2), CARRASQUILLO (2-2), OUBRE, T. (1-1).

2025 Liberty University Softball
Game Results for Liberty (as of May 04, 2025)
(All games)

Date	Opponent	Score	Inns	Overall	CUSA	Pitcher of record	Attend	Time
Feb 07, 2025	vs Radford	w 3-2	7	1-0-0	0-0-0	BACHMAN, P. (W 1-0)	175	1:40
Feb 07, 2025	vs Louisville	w 9-4	7	2-0-0	0-0-0	ESCOBAR, E. (W 1-0)	96	2:00
Feb 08, 2025	vs Cleveland State	w 7-0	7	3-0-0	0-0-0	BACHMAN, P. (W 2-0)	115	1:28
Feb 08, 2025	vs Rutgers	w 5-2	7	4-0-0	0-0-0	OUBRE, T. (W 1-0)	177	1:53
Feb 09, 2025	vs Rutgers	w 8-4	7	5-0-0	0-0-0	BACHMAN, P. (W 3-0)	119	1:57
Feb 12, 2025	at UCF	w 5-4	7	6-0-0	0-0-0	BACHMAN, P. (W 4-0)	513	2:23
Feb 14, 2025	vs Charlotte	w 6-4	7	7-0-0	0-0-0	YODER, K. (W 1-0)	4456	2:10
Feb 14, 2025	vs #12 Alabama	w 7-6	7	8-0-0	0-0-0	ESCOBAR, E. (W 2-0)	4456	2:08
Feb 15, 2025	vs #16 Missouri	L 3-5	7	8-1-0	0-0-0	ESCOBAR, E. (L 2-1)	0	2:00
Feb 15, 2025	vs Wichita State	L 2-3	7	8-2-0	0-0-0	BACHMAN, P. (L 4-1)	0	2:09
Feb 16, 2025	vs Auburn	L 1-2	7	8-3-0	0-0-0	YODER, K. (L 1-1)	0	2:04
Feb 21, 2025	CHARLESTON SOUTHERN	w 12-0	5	9-3-0	0-0-0	OUBRE, T. (W 2-0)	218	1:30
Feb 22, 2025	SAINT JOSEPH'S	w 9-2	7	10-3-0	0-0-0	YODER, K. (W 2-1)	283	2:10
Feb 23, 2025	HOFSTRA	w 8-0	5	11-3-0	0-0-0	ALLEN, D. (W 1-0)	220	1:20
Feb 23, 2025	RADFORD	w 3-2	7	12-3-0	0-0-0	ESCOBAR, E. (W 3-1)	270	2:06
Feb 26, 2025	#15 VIRGINIA TECH	L 0-9	5	12-4-0	0-0-0	ALLEN, D. (L 1-1)	923	1:30
Feb 28, 2025	DREXEL	w 10-4	7	13-4-0	0-0-0	OUBRE, T. (W 2-0)	234	1:59
Feb 28, 2025	GEORGETOWN	w 6-0	7	14-4-0	0-0-0	ESCOBAR, E. (W 4-1)	234	1:34
Mar 01, 2025	LEHIGH	w 15-5	5	15-4-0	0-0-0	ALLEN, D. (W 2-1)	335	1:38
Mar 01, 2025	APP STATE	w 9-1	6	16-4-0	0-0-0	BACHMAN, P. (W 5-1)	357	1:38
Mar 04, 2025	JAMES MADISON	w 2-1	7	17-4-0	0-0-0	ESCOBAR, E. (W 5-1)	252	1:46
* Mar 07, 2025	KENNESAW STATE	w 10-4	7	18-4-0	1-0-0	ESCOBAR, E. (W 6-1)	177	2:29
* Mar 08, 2025	KENNESAW STATE	w 3-2	7	19-4-0	2-0-0	YODER, K. (W 3-1)	268	2:19
* Mar 09, 2025	KENNESAW STATE	w 13-0	5	20-4-0	3-0-0	ESCOBAR, E. (W 7-1)	262	1:40
Mar 11, 2025	at Marshall	w 17-6	5	21-4-0	3-0-0	ESCOBAR, E. (W 8-1)	471	1:56
* Mar 14, 2025	at WKU	w 10-0	7	22-4-0	4-0-0	ESCOBAR, E. (W 9-1)	285	2:08
* Mar 14, 2025	at WKU	w 10-3	7	23-4-0	5-0-0	YODER, K. (W 4-1)	213	2:45
Mar 18, 2025	at #19 Duke-1	L 3-7	7	23-5-0	5-0-0	ESCOBAR, E. (L 9-2)	-	2:15
Mar 18, 2025	at #19 Duke-2	L 2-3	7	23-6-0	5-0-0	YODER, K. (L 4-2)	376	1:51
Mar 19, 2025	at North Carolina	w 3-1	7	24-6-0	5-0-0	ESCOBAR, E. (W 10-2)	202	1:45
* Mar 21, 2025	at Jax State	w 3-0	7	25-6-0	6-0-0	ESCOBAR, E. (W 11-2)	486	1:30
* Mar 22, 2025	at Jax State	w 12-3	6	26-6-0	7-0-0	YODER, K. (W 5-2)	311	2:10
* Mar 23, 2025	at Jax State	w 5-2	7	27-6-0	8-0-0	ESCOBAR, E. (W 12-2)	279	2:00
Mar 26, 2025	LONGWOOD	w 9-2	7	28-6-0	8-0-0	BACHMAN, P. (W 6-1)	207	2:05
* Mar 28, 2025	UTEP	w 10-2	5	29-6-0	9-0-0	ESCOBAR, E. (W 13-2)	353	2:02
* Mar 29, 2025	UTEP-1	w 2-1	7	30-6-0	10-0-0	YODER, K. (W 6-2)	548	1:39
* Mar 29, 2025	UTEP-2	w 11-1	6	31-6-0	11-0-0	BACHMAN, P. (W 7-1)	302	1:57
Apr 02, 2025	at #11 Virginia Tech	L 0-6	7	31-7-0	11-0-0	ESCOBAR, E. (L 13-3)	345	2:04
* Apr 04, 2025	MIDDLE TENNESSEE	L 2-8	7	31-8-0	11-1-0	YODER, K. (L 6-3)	192	2:08
* Apr 05, 2025	MIDDLE TENNESSEE-1	w 8-4	7	32-8-0	12-1-0	ESCOBAR, E. (W 14-3)	480	2:13
* Apr 05, 2025	MIDDLE TENNESSEE-2	w 5-4	7	33-8-0	13-1-0	ESCOBAR, E. (W 15-3)	392	2:00
Apr 08, 2025	VIRGINIA	w 4-3	7	34-8-0	13-1-0	BACHMAN, P. (W 8-1)	1028	2:13
* Apr 11, 2025	at NM State	w 5-1	7	35-8-0	14-1-0	ESCOBAR, E. (W 16-3)	680	2:19
* Apr 12, 2025	at NM State	w 10-0	5	36-8-0	15-1-0	YODER, K. (W 7-3)	428	2:00
* Apr 13, 2025	at NM State	L 1-3	7	36-9-0	15-2-0	BACHMAN, P. (L 8-2)	384	1:55
* Apr 17, 2025	SAM HOUSTON	w 9-4	7	37-9-0	16-2-0	BACHMAN, P. (W 9-2)	385	2:29
* Apr 18, 2025	SAM HOUSTON	L 1-3	7	37-10-0	16-3-0	YODER, K. (L 7-4)	367	2:07
* Apr 19, 2025	SAM HOUSTON	w 7-4	7	38-10-0	17-3-0	ESCOBAR, E. (W 17-3)	511	2:17
* Apr 25, 2025	at Louisiana Tech	w 6-2	7	39-10-0	18-3-0	YODER, K. (W 8-4)	385	2:01
* Apr 26, 2025	at Louisiana Tech	w 9-3	7	40-10-0	19-3-0	BACHMAN, P. (W 10-2)	735	2:22
* Apr 27, 2025	at Louisiana Tech	w 6-3	7	41-10-0	20-3-0	ESCOBAR, E. (W 18-3)	349	2:09
Apr 30, 2025	at #25 Virginia	L 3-5	7	41-11-0	20-3-0	BACHMAN, P. (L 10-3)	862	2:00
* May 02, 2025	FIU	w 5-0	7	42-11-0	21-3-0	BACHMAN, P. (W 11-3)	392	1:54
* May 03, 2025	FIU	w 8-0	5	43-11-0	22-3-0	ESCOBAR, E. (W 19-3)	353	1:17
* May 04, 2025	FIU	w 7-0	7	44-11-0	23-3-0	YODER, K. (W 9-4)	283	2:04

() extra inning game

2025 Liberty University Softball
Games Summary for Liberty (as of May 04, 2025)
(All games)

Score by innings	1	2	3	4	5	6	7	Total
Liberty	49	56	56	56	43	64	25	349
Opponents	24	15	31	28	21	20	11	150

Record when ...								
Overall	44-11					After 4 leading	34-1	
Conference	23-3				 trailing	6-8	
Non-Conference	21-8				 tied	4-2	
Home games	24-3					After 5 leading	29-0	
Away games	13-5				 trailing	4-9	
Neutral site	7-3				 tied	3-1	
Day games	38-8					After 6 leading	30-0	
Night games	6-3				 trailing	2-10	
vs Left starter	2-1				 tied	1-0	
vs Right starter	42-10							
1-Run games	9-3					Hit 0 home runs	15-8	
2-Run games	2-4					... 1 home run	15-2	
5+Run games	24-3					... 2+ home runs	14-1	
Extra innings	0-0							
Shutouts	11-2					Opponent 0 home runs	32-3	
					 1 home run	9-2	
					 2+ HRs	3-6	
Scoring 0-2 runs	2-8					Made 0 errors	18-5	
..... 3-5 runs	12-3				 1 error	17-4	
..... 6-9 runs	18-0				 2+ errors	9-2	
..... 10+ runs	12-0							
Opponent 0-2 runs	26-1					Opp. made 0 errors	15-5	
..... 3-5 runs	16-6				 1 error	11-3	
..... 6-9 runs	2-4				 2+ errors	18-3	
..... 10+ runs	0-0							
Scored in 1st inning	19-3					Out-hit opponent	40-2	
Opp. scored in 1st	7-6					Out-hit by opponent	3-8	
Scores first	34-5					Hits are tied	1-1	
Opp. scores first	10-6							

Record when team scores:											
Runs	0	1	2	3	4	5	6	7	8	9	10+
W-L	0-2	0-3	2-3	5-3	1-0	6-0	4-0	4-0	4-0	6-0	12-0

Record when opponent scores:											
Runs	0	1	2	3	4	5	6	7	8	9	10+
W-L	11-0	6-0	9-1	5-4	10-0	1-2	2-1	0-1	0-1	0-1	0-0

Record when leading after:						
Inn.	1	2	3	4	5	6
W-L	18-2	28-3	32-2	34-1	29-0	30-0

Record when trailing after:						
Inn.	1	2	3	4	5	6
W-L	6-5	5-4	4-7	6-8	4-9	2-10

Record when tied after:						
Inn.	1	2	3	4	5	6
W-L	20-4	11-4	8-2	4-2	3-1	1-0

Current winning streak: 3
Longest winning streak: 11
Longest losing streak: 3

Home attendance : 9826 (27 dates avg = 363)
Away attendance : 16898 (27 dates avg = 625)
Total attendance: 26724 (54 dates avg = 494)

2025 Liberty University Softball
Miscellaneous Stats for Liberty (as of May 04, 2025)
(All games)

Multiple Hit Games	2	3	4	5+	Total
15 ROUPE, Rachel	19	1	-	-	20
42 MADREY, KK	14	5	-	-	19
12 WOODARD, Savann	13	2	-	-	15
8 McMANUS, Brynn	12	3	-	-	15
11 ROBERTS, Brooke	11	3	-	-	14
46 DOERR, Paige	12	-	-	-	12
6 WHATLEY, Savannah	8	1	1	-	10
24 JESSEE, Savannah	7	1	-	-	8
10 CRAINE, Rachel	5	1	-	-	6
22 CARRASQUILLO, AI	2	1	-	-	3
4 BYRUM, JaMaya	1	-	-	-	1
TEAM	104	18	1	0	123

Multiple RBI Games	2	3	4	5+	Total
15 ROUPE, Rachel	9	5	4	-	18
8 McMANUS, Brynn	8	4	-	-	12
11 ROBERTS, Brooke	4	5	-	-	9
12 WOODARD, Savann	7	1	-	-	8
42 MADREY, KK	3	1	2	-	6
46 DOERR, Paige	5	-	-	-	5
6 WHATLEY, Savannah	3	1	-	-	4
24 JESSEE, Savannah	3	1	-	-	4
22 CARRASQUILLO, AI	2	-	2	-	4
10 CRAINE, Rachel	4	-	-	-	4
4 BYRUM, JaMaya	-	1	-	-	1
2 HENAULT, Alyssa	-	1	-	-	1
TEAM	48	20	8	0	76

Hitting Streaks	Longest	Current
46 DOERR, Paige	13	3
12 WOODARD, Savann	11	2
15 ROUPE, Rachel	11	2
10 CRAINE, Rachel	7	-
42 MADREY, KK	7	1
22 CARRASQUILLO, AI	6	-
11 ROBERTS, Brooke	6	1
6 WHATLEY, Savannah	6	-
24 JESSEE, Savannah	5	3
8 McMANUS, Brynn	4	2
2 HENAULT, Alyssa	3	1
4 BYRUM, JaMaya	2	-

Reached Base Streaks	Longest	Current
12 WOODARD, Savann	19	4
15 ROUPE, Rachel	16	10
42 MADREY, KK	13	13
46 DOERR, Paige	13	8
10 CRAINE, Rachel	11	3
6 WHATLEY, Savannah	7	-
8 McMANUS, Brynn	7	3
22 CARRASQUILLO, AI	6	-
11 ROBERTS, Brooke	6	3
24 JESSEE, Savannah	5	3
2 HENAULT, Alyssa	3	2
4 BYRUM, JaMaya	2	1
28 BAZILE, Mariah	1	1

2025 Liberty University Softball
Miscellaneous Stats for Liberty (as of May 04, 2025)
(All games)

Starting Lineup By Position
(Team W-L record when starter)

PITCHER:		
5 ESCOBAR, Elena	19	(16-3)
20 YODER, Kaylan	15	(10-5)
51 BACHMAN, Paige	12	(10-2)
1 OUBRE, Tyler	5	(5-0)
3 ALLEN, Danner	4	(3-1)
CATCHER:		
24 JESSEE, Savannah	42	(32-10)
22 CARRASQUILLO, A	13	(12-1)
FIRST BASE:		
11 ROBERTS, Brooke	55	(44-11)
SECOND BASE:		
12 WOODARD, Savan	55	(44-11)
THIRD BASE:		
10 CRAINE, Rachel	49	(41-8)
2 HENAULT, Alyssa	6	(3-3)
SHORTSTOP:		
6 WHATLEY, Savana	39	(32-7)
4 BYRUM, JaMaya	16	(12-4)
LEFT FIELD:		
46 DOERR, Paige	55	(44-11)
CENTER FIELD:		
42 MADREY, KK	55	(44-11)
RIGHT FIELD:		
15 ROUPE, Rachel	55	(44-11)
DESIGNATED HITTER:		
8 McMANUS, Brynn	54	(43-11)
2 HENAULT, Alyssa	1	(1-0)

Starting Lineup By Lineup Spot
(Team W-L record when starter)

LEADOFF:		
12 WOODARD, Savan	55	(44-11)
2ND SPOT:		
15 ROUPE, Rachel	55	(44-11)
3RD SPOT:		
8 McMANUS, Brynn	44	(35-9)
11 ROBERTS, Brooke	8	(6-2)
46 DOERR, Paige	2	(2-0)
2 HENAULT, Alyssa	1	(1-0)
CLEANUP:		
11 ROBERTS, Brooke	34	(27-7)
8 McMANUS, Brynn	10	(8-2)
6 WHATLEY, Savana	5	(4-1)
22 CARRASQUILLO, A	3	(2-1)
24 JESSEE, Savannah	3	(3-0)
5TH SPOT:		
46 DOERR, Paige	22	(19-3)
42 MADREY, KK	17	(14-3)
6 WHATLEY, Savana	7	(6-1)
2 HENAULT, Alyssa	4	(2-2)
4 BYRUM, JaMaya	2	(1-1)
10 CRAINE, Rachel	1	(1-0)
11 ROBERTS, Brooke	1	(1-0)
24 JESSEE, Savannah	1	(0-1)
6TH SPOT:		
42 MADREY, KK	25	(21-4)
46 DOERR, Paige	19	(14-5)
10 CRAINE, Rachel	5	(5-0)
24 JESSEE, Savannah	4	(2-2)
6 WHATLEY, Savana	1	(1-0)
11 ROBERTS, Brooke	1	(1-0)
7TH SPOT:		
10 CRAINE, Rachel	17	(14-3)
46 DOERR, Paige	11	(8-3)
24 JESSEE, Savannah	8	(7-1)
11 ROBERTS, Brooke	7	(7-0)
42 MADREY, KK	6	(3-3)
2 HENAULT, Alyssa	2	(1-1)
4 BYRUM, JaMaya	2	(2-0)
22 CARRASQUILLO, A	1	(1-0)
6 WHATLEY, Savana	1	(1-0)
8TH SPOT:		
24 JESSEE, Savannah	26	(20-6)
10 CRAINE, Rachel	10	(8-2)
22 CARRASQUILLO, A	8	(8-0)
42 MADREY, KK	7	(6-1)
11 ROBERTS, Brooke	4	(2-2)
9TH SPOT:		
6 WHATLEY, Savana	25	(20-5)
10 CRAINE, Rachel	16	(13-3)
4 BYRUM, JaMaya	12	(9-3)
46 DOERR, Paige	1	(1-0)
22 CARRASQUILLO, A	1	(1-0)

2025 Liberty University Softball
Season Game Highs for Liberty (as of May 04, 2025)
(All games)

TEAM GAME HIGHS

Batting

At bats:	36	-	at WKU (Mar 14, 2025)
Runs scored:	17	-	at Marshall (Mar 11, 2025)
Hits:	16	-	at WKU (Mar 14, 2025)
RBIs:	15	-	at Marshall (Mar 11, 2025)
Doubles:	5	-	vs Sam Houston (Apr 17, 2025)
Triples:	2	-	vs Louisville (Feb 07, 2025 at Leesburg, FL)
Home runs:	5	-	at WKU (Mar 14, 2025)
Total bases:	33	-	at WKU (Mar 14, 2025)
Walks:	9	-	at Marshall (Mar 11, 2025)
Strikeouts:	9	-	at Virginia Tech (Apr 02, 2025)
Sac hits:	2	-	vs UTEP (Mar 28, 2025)
Sac flies:	3	-	vs Saint Joseph's (Feb 22, 2025)
Stolen bases:	9	-	vs Lehigh (Mar 01, 2025)
Hit by pitch:	2	-	vs UTEP (Mar 29, 2025)
	2	-	vs Virginia (Apr 08, 2025)
	2	-	at Virginia (Apr 30, 2025)
Caught stealing:	3	-	at WKU (Mar 14, 2025)
Runners LOB:	10	-	at NM State (Apr 11, 2025)
Hit into DP:	2	-	vs Auburn (Feb 16, 2025 at Clearwater, Fla.)
	2	-	vs FIU (May 02, 2025)

Fielding

Putouts:	21	-	(36 times)
Assists:	15	-	at Louisiana Tech (Apr 26, 2025)
Errors:	4	-	at Duke (Mar 18, 2025)
Passed balls:	2	-	at Jax State (Mar 22, 2025)
DPs turned:	2	-	at NM State (Apr 13, 2025)
	2	-	at Louisiana Tech (Apr 25, 2025)

Pitching

Innings pitched:	7.0	-	(36 times)
Runs allowed:	9	-	vs Virginia Tech (Feb 26, 2025)
Earned runs:	8	-	vs Middle Tennessee (Apr 04, 2025)
Walks allowed:	9	-	vs Charlotte (Feb 14, 2025 at Clearwater, Fla.)
Strikeouts:	13	-	vs Middle Tennessee (Apr 05, 2025)
Hits allowed:	12	-	vs Alabama (Feb 14, 2025 at Clearwater, Fla.)
Doubles allowed:	3	-	vs Virginia Tech (Feb 26, 2025)
	3	-	vs Drexel (Feb 28, 2025)
	3	-	vs Kennesaw State (Mar 07, 2025)
Triples allowed:	1	-	vs Alabama (Feb 14, 2025 at Clearwater, Fla.)
	1	-	vs Middle Tennessee (Apr 05, 2025)
Homers allowed:	3	-	vs Missouri (Feb 15, 2025 at Clearwater, Fla.)
	3	-	vs Virginia Tech (Feb 26, 2025)
	3	-	vs Middle Tennessee (Apr 04, 2025)
Wild pitches:	3	-	at Louisiana Tech (Apr 25, 2025)
Hit batters:	3	-	vs FIU (May 04, 2025)

2025 Liberty University Softball
Season Game Highs for Liberty (as of May 04, 2025)
(All games)

INDIVIDUAL GAME HIGHS

Batting

At bats:	5	- (5 times)
Runs scored:	4	- WOODARD, Savannah vs Charleston Southern (Feb 21, 2025)
Hits:	4	- WHATLEY, Savanah at Louisiana Tech (Apr 26, 2025)
RBIs:	4	- (8 times)
Doubles:	2	- (5 times)
Triples:	1	- (10 times)
Home runs:	2	- (5 times)
Total bases:	8	- (5 times)
Walks:	3	- CRAINE, Rachel vs Kennesaw State (Mar 09, 2025)
	3	- WHATLEY, Savanah vs UTEP (Mar 28, 2025)
Strikeouts:	2	- (17 times)
Sac hits:	1	- (23 times)
Sac flies:	2	- McMANUS, Brynn vs Sam Houston (Apr 17, 2025)
Stolen bases:	3	- (6 times)
Hit by pitch:	1	- (19 times)
Caught stealing:	2	- WOODARD, Savannah at WKU (Mar 14, 2025)
Runners LOB:	5	- McMANUS, Brynn vs Wichita State (Feb 15, 2025 at Clearwater, FL)
	5	- JESSEE, Savannah vs Kennesaw State (Mar 07, 2025)
	5	- CRAINE, Rachel vs UTEP (Mar 28, 2025)

Fielding

Putouts:	13	- (4 times)
Assists:	6	- CRAINE, Rachel at Louisiana Tech (Apr 26, 2025)
Errors:	2	- WOODARD, Savannah vs Virginia Tech (Feb 26, 2025)
	2	- WOODARD, Savannah vs App State (Mar 01, 2025)
	2	- CRAINE, Rachel at Duke (Mar 18, 2025)
Passed balls:	2	- CARRASQUILLO, Alexia at Jax State (Mar 22, 2025)

Pitching

Innings pitched:	7.0	- (11 times)
Runs allowed:	6	- BACHMAN, Paige vs Virginia Tech (Feb 26, 2025)
Earned runs:	5	- YODER, Kaylan vs Middle Tennessee (Apr 04, 2025)
Walks allowed:	8	- YODER, Kaylan vs Saint Joseph's (Feb 22, 2025)
Strikeouts:	13	- ESCOBAR, Elena vs Middle Tennessee (Apr 05, 2025)
Hits allowed:	7	- BACHMAN, Paige vs Alabama (Feb 14, 2025 at Clearwater, Fla.)
	7	- ESCOBAR, Elena vs Radford (Feb 23, 2025)
Doubles allowed:	3	- BACHMAN, Paige vs Virginia Tech (Feb 26, 2025)
	3	- BACHMAN, Paige vs Kennesaw State (Mar 07, 2025)
Triples allowed:	1	- ESCOBAR, Elena vs Alabama (Feb 14, 2025 at Clearwater, Fla.)
	1	- ESCOBAR, Elena vs Middle Tennessee (Apr 05, 2025)
Homers allowed:	3	- ALLEN, Danner vs Virginia Tech (Feb 26, 2025)
Wild pitches:	2	- (5 times)
Hit batters:	3	- YODER, Kaylan vs FIU (May 04, 2025)

2025 Liberty University Softball
 Team Game-by-Game for Liberty (as of May 04, 2025)
 Batting (All games)

Date	Opponent	ab	r	h	rbi	2b	3b	hr	tb	bb	ibb	sb	cs	hbp	sac	sf	gdp	k	po	a	e	lob	avg
Feb 07	vs Radford	25	3	7	2	1	0	0	8	1	0	3	0	0	1	0	0	3	21	3	2	6	.280
Feb 07	vs Louisville	29	9	11	8	2	2	1	20	4	0	3	1	0	1	1	0	3	21	8	2	5	.333
Feb 08	vs Cleveland State	29	7	10	5	2	0	0	12	2	0	6	1	0	0	0	0	2	21	14	1	6	.337
Feb 08	vs Rutgers	30	5	9	5	3	0	1	15	2	0	2	0	0	1	0	0	4	21	6	1	7	.327
Feb 09	vs Rutgers	26	8	9	8	0	0	0	9	3	0	3	1	0	0	1	1	1	21	7	2	4	.331
Feb 12	at UCF	30	5	10	5	2	0	1	15	2	0	1	0	1	0	0	1	5	21	5	1	7	.331
Feb 14	vs Charlotte	25	6	8	4	1	0	0	9	4	0	1	0	0	0	2	0	1	21	8	0	7	.330
Feb 14	vs Alabama	30	7	11	6	1	1	0	14	1	0	0	0	0	0	0	0	4	21	7	2	6	.335
Feb 15	vs Missouri	26	3	3	2	1	0	1	7	4	0	1	0	0	0	0	0	3	18	7	1	6	.312
Feb 15	vs Wichita State	24	2	6	2	0	0	0	6	4	0	1	0	1	1	0	0	3	21	9	1	7	.307
Feb 16	vs Auburn	27	1	9	1	0	0	0	9	1	0	2	0	0	0	1	2	3	18	7	0	7	.309
Feb 21	CHARLESTON SOUTH	22	12	9	10	2	0	2	17	8	0	6	0	0	0	1	0	3	15	5	0	7	.316
Feb 22	SAINT JOSEPH'S	24	9	8	8	2	0	0	10	8	0	4	0	0	0	3	0	2	21	6	1	8	.317
Feb 23	HOFSTRA	21	8	7	7	1	0	2	14	3	0	1	0	0	0	0	0	2	15	5	1	4	.318
Feb 23	RADFORD	23	3	7	3	0	0	0	7	4	0	0	0	0	1	0	0	2	21	9	2	7	.317
Feb 26	VIRGINIA TECH	15	0	0	0	0	0	0	0	1	0	0	0	0	0	0	0	5	15	4	3	1	.305
Feb 28	DREXEL	26	10	12	9	2	1	2	22	5	0	5	1	0	0	3	0	1	21	3	1	6	.315
Feb 28	GEORGETOWN	27	6	9	6	2	1	1	16	4	0	3	0	0	0	0	0	0	21	6	0	7	.316
Mar 01	LEHIGH	23	15	11	13	4	1	1	20	6	0	9	0	0	0	1	0	4	15	3	2	3	.324
Mar 01	APP STATE	27	9	11	7	2	0	1	16	3	0	4	0	0	1	1	0	1	18	9	3	7	.328
Mar 04	JAMES MADISON	24	2	8	2	1	1	1	14	0	0	0	0	0	0	1	0	1	21	6	1	5	.328
*Mar 07	KENNESAW STATE	31	10	14	9	2	0	3	25	3	0	6	0	1	0	0	0	2	21	6	1	7	.335
*Mar 08	KENNESAW STATE	23	3	7	3	2	0	0	9	3	0	1	1	0	1	0	0	3	21	5	0	6	.334
*Mar 09	KENNESAW STATE	21	13	10	10	1	0	3	20	7	0	1	0	1	1	0	0	2	15	1	1	5	.339
Mar 11	at Marshall	26	17	13	15	0	0	4	25	9	0	4	0	0	1	1	0	3	15	2	1	5	.345
*Mar 14	at WKU	32	10	12	7	3	1	2	23	5	0	2	3	0	0	0	0	2	21	5	1	6	.347
*Mar 14	at WKU	36	10	16	10	2	0	5	33	4	0	2	1	0	0	0	0	1	21	2	2	9	.352
Mar 18	at Duke	28	3	8	3	1	0	1	12	4	0	0	0	0	0	0	0	6	18	5	4	8	.349
Mar 18	at Duke	25	2	5	2	0	0	2	11	2	0	0	0	0	1	0	0	3	18	6	1	5	.344
Mar 19	at North Carolina	25	3	7	3	3	0	1	13	1	0	0	0	0	1	1	0	7	21	5	0	4	.342
*Mar 21	at Jax State	27	3	9	3	2	0	1	14	0	0	1	0	0	1	0	0	2	21	3	0	4	.342
*Mar 22	at Jax State	28	12	13	10	3	0	1	19	7	0	1	2	0	0	1	0	6	18	7	0	6	.346
*Mar 23	at Jax State	28	5	7	4	3	0	0	10	6	0	2	0	0	0	0	1	3	21	4	0	8	.343
Mar 26	LONGWOOD	27	9	12	7	3	1	0	17	1	0	2	2	0	0	2	0	2	21	9	1	3	.346
*Mar 28	UTEP	22	10	10	10	0	1	1	15	8	0	2	0	1	2	0	0	1	15	4	0	9	.349
*Mar 29	UTEP	19	2	4	2	1	0	0	5	2	0	0	0	2	1	1	0	0	21	5	0	5	.346
*Mar 29	UTEP	24	11	8	9	1	0	2	15	3	0	1	0	0	1	1	0	2	18	7	1	1	.346
Apr 02	at Virginia Tech	25	0	3	0	1	0	0	4	4	0	0	0	1	0	0	0	9	18	6	0	9	.340
*Apr 04	MIDDLE TENNESSEE	26	2	6	2	4	0	0	10	2	0	0	0	0	1	1	0	0	21	10	1	7	.337
*Apr 05	MIDDLE TENNESSEE	26	8	9	7	1	0	1	13	5	0	4	1	0	0	1	0	1	21	3	0	6	.337
*Apr 05	MIDDLE TENNESSEE	29	5	10	5	1	0	1	14	1	1	0	1	0	0	0	0	4	21	6	0	7	.337
Apr 08	VIRGINIA	24	4	6	4	2	0	1	11	3	0	0	0	2	1	1	0	1	21	6	0	8	.335
*Apr 11	at NM State	29	5	12	5	1	0	0	13	4	0	5	1	1	1	1	0	3	21	5	0	10	.338
*Apr 12	at NM State	30	10	13	9	1	0	1	17	1	0	2	0	1	0	1	0	0	15	1	0	8	.340
*Apr 13	at NM State	27	1	5	1	1	0	0	6	2	0	2	0	1	1	0	0	6	18	11	0	9	.336
*Apr 17	SAM HOUSTON	25	9	10	9	5	0	2	21	3	0	1	0	1	0	2	1	2	21	7	1	4	.338
*Apr 18	SAM HOUSTON	26	1	5	1	0	0	0	5	1	0	1	0	1	0	0	0	3	21	6	0	6	.335
*Apr 19	SAM HOUSTON	26	7	12	6	3	0	0	15	4	0	0	1	1	0	1	0	2	21	1	2	7	.337
*Apr 25	at Louisiana Tech	28	6	7	5	0	0	2	13	3	0	1	0	0	0	0	0	3	21	7	0	4	.335
*Apr 26	at Louisiana Tech	33	9	15	9	2	0	0	17	2	0	3	0	0	0	2	0	2	21	15	1	7	.338
*Apr 27	at Louisiana Tech	28	6	7	5	2	0	0	9	5	0	4	0	0	1	0	0	4	21	1	1	7	.337
Apr 30	at Virginia	23	3	2	0	1	0	0	3	4	0	1	0	2	1	0	0	3	18	8	0	6	.332
*May 02	FIU	20	5	5	5	3	0	2	14	5	0	2	0	0	0	1	0	1	21	14	1	3	.331
*May 03	FIU	18	8	7	7	0	0	3	16	3	0	2	1	0	0	1	0	1	15	6	0	2	.332
*May 04	FIU	26	7	9	6	2	0	2	17	5	0	1	1	1	1	0	0	1	21	8	0	8	.332
Totals		1424	349	473	306	86	10	55	744	192	1	109	19	19	23	34	6	144	1071	334	47	332	.332

2025 Liberty University Softball
Team Game-by-Game for Liberty (as of May 04, 2025)
Pitching (All games)

Date	Opponent	ip	h	r	er	bb	so	2b	3b	hr	wp	bk	hbp	dp	ibb	score	w-l	sv	era
Feb 07	vs Radford	7.0	6	2	1	2	6	1	0	0	0	0	0	0	0	3-2	1-0	0	1.00
Feb 07	vs Louisville	7.0	5	4	3	0	2	1	0	0	0	0	1	0	0	9-4	2-0	0	2.00
Feb 08	vs Cleveland State	7.0	3	0	0	1	7	0	0	0	0	0	0	0	0	7-0	3-0	0	1.33
Feb 08	vs Rutgers	7.0	5	2	1	5	5	1	0	0	0	0	1	0	0	5-2	4-0	1	1.25
Feb 09	vs Rutgers	7.0	5	4	0	4	8	0	0	0	0	0	1	0	0	8-4	5-0	1	1.00
Feb 12	at UCF	7.0	8	4	3	3	7	1	0	0	1	0	0	0	0	5-4	6-0	1	1.33
Feb 14	vs Charlotte	7.0	4	4	4	9	6	1	0	0	2	0	0	1	0	6-4	7-0	1	1.71
Feb 14	vs Alabama	7.0	12	6	4	2	5	0	1	0	0	0	0	1	0	7-6	8-0	1	2.00
Feb 15	vs Missouri	6.0	8	5	5	1	6	1	0	3	0	0	0	0	0	3-5	8-1	1	2.37
Feb 15	vs Wichita State	7.0	5	3	3	1	4	1	0	0	0	0	0	0	0	2-3	8-2	1	2.43
Feb 16	vs Auburn	6.0	2	2	2	7	6	0	0	0	0	0	2	1	0	1-2	8-3	1	2.43
Feb 21	CHARLESTON SOUTH	5.0	3	0	0	1	3	0	0	0	1	0	0	0	0	12-0	9-3	1	2.28
Feb 22	SAINT JOSEPH'S	7.0	2	2	2	8	9	0	0	0	0	0	0	1	0	9-2	10-3	2	2.25
Feb 23	HOFSTRA	5.0	1	0	0	0	8	0	0	0	0	0	0	0	0	8-0	11-3	2	2.13
Feb 23	RADFORD	7.0	7	2	1	2	6	0	0	0	1	0	0	1	0	3-2	12-3	2	2.05
Feb 26	VIRGINIA TECH	5.0	9	9	6	1	2	3	0	3	0	0	0	0	0	0-9	12-4	2	2.36
Feb 28	DREXEL	7.0	9	4	3	5	8	3	0	0	0	0	0	0	0	10-4	13-4	2	2.40
Feb 28	GEORGETOWN	7.0	3	0	0	0	10	0	0	0	0	0	1	1	0	6-0	14-4	2	2.25
Mar 01	LEHIGH	5.0	3	5	4	6	4	1	0	0	0	0	0	0	0	15-5	15-4	2	2.39
Mar 01	APP STATE	6.0	4	1	0	0	3	0	0	0	0	0	0	0	0	9-1	16-4	2	2.28
Mar 04	JAMES MADISON	7.0	6	1	0	1	4	0	0	0	0	0	0	1	0	2-1	17-4	3	2.16
*Mar 07	KENNESAW STATE	7.0	8	4	0	1	11	3	0	0	0	0	0	0	0	10-4	18-4	3	2.06
*Mar 08	KENNESAW STATE	7.0	5	2	2	5	12	2	0	0	0	0	0	1	0	3-2	19-4	4	2.05
*Mar 09	KENNESAW STATE	5.0	2	0	0	0	7	0	0	0	0	0	0	0	0	13-0	20-4	4	1.99
Mar 11	at Marshall	5.0	4	6	3	3	11	1	0	2	2	0	0	0	0	17-6	21-4	4	2.06
*Mar 14	at WKU	7.0	2	0	0	3	4	0	0	0	0	0	0	0	0	10-0	22-4	4	1.97
*Mar 14	at WKU	7.0	5	3	3	4	10	1	0	0	2	0	0	0	0	10-3	23-4	4	2.01
Mar 18	at Duke	6.0	10	7	6	4	5	0	0	2	1	0	1	0	0	3-7	23-5	4	2.18
Mar 18	at Duke	6.0	5	3	3	6	4	0	0	0	2	0	0	0	0	2-3	23-6	4	2.22
Mar 19	at North Carolina	7.0	3	1	1	1	8	1	0	1	0	0	1	0	0	3-1	24-6	4	2.18
*Mar 21	at Jax State	7.0	1	0	0	1	6	0	0	0	0	0	0	0	0	3-0	25-6	4	2.10
*Mar 22	at Jax State	6.0	6	3	3	2	4	0	0	0	1	0	1	0	0	12-3	26-6	4	2.14
*Mar 23	at Jax State	7.0	6	2	2	1	7	0	0	1	0	0	0	1	0	5-2	27-6	4	2.14
Mar 26	LONGWOOD	7.0	6	2	1	4	9	1	0	0	0	0	0	0	0	9-2	28-6	4	2.10
*Mar 28	UTEP	5.0	5	2	2	4	7	0	0	0	1	0	0	1	0	10-2	29-6	4	2.12
*Mar 29	UTEP	7.0	2	1	1	2	4	0	0	1	0	0	1	0	0	2-1	30-6	4	2.08
*Mar 29	UTEP	6.0	4	1	1	1	10	1	0	0	0	0	0	1	0	11-1	31-6	4	2.06
Apr 02	at Virginia Tech	6.0	10	6	6	4	7	2	0	2	1	0	0	0	0	0-6	31-7	4	2.18
*Apr 04	MIDDLE TENNESSEE	7.0	8	8	8	7	8	1	0	3	0	0	1	1	0	2-8	31-8	4	2.34
*Apr 05	MIDDLE TENNESSEE	7.0	4	4	4	4	13	1	1	2	0	0	1	0	0	8-4	32-8	4	2.39
*Apr 05	MIDDLE TENNESSEE	7.0	6	4	4	2	10	1	0	1	1	0	2	0	0	5-4	33-8	4	2.43
Apr 08	VIRGINIA	7.0	7	3	3	4	8	0	0	2	1	0	2	1	0	4-3	34-8	4	2.44
*Apr 11	at NM State	7.0	10	1	1	1	9	0	0	1	0	0	0	0	0	5-1	35-8	5	2.41
*Apr 12	at NM State	5.0	2	0	0	3	5	1	0	0	0	0	0	0	0	10-0	36-8	5	2.37
*Apr 13	at NM State	6.0	6	3	3	2	5	1	0	1	1	0	0	2	0	1-3	36-9	5	2.39
*Apr 17	SAM HOUSTON	7.0	7	4	2	4	5	1	0	1	1	0	1	0	0	9-4	37-9	5	2.38
*Apr 18	SAM HOUSTON	7.0	7	3	3	3	9	0	0	1	2	0	1	1	0	1-3	37-10	5	2.39
*Apr 19	SAM HOUSTON	7.0	6	4	2	1	8	1	0	1	0	0	1	0	0	7-4	38-10	5	2.39
*Apr 25	at Louisiana Tech	7.0	6	2	2	4	4	2	0	0	3	0	1	2	0	6-2	39-10	6	2.38
*Apr 26	at Louisiana Tech	7.0	3	3	2	5	2	0	0	1	0	0	0	0	0	9-3	40-10	6	2.37
*Apr 27	at Louisiana Tech	7.0	3	3	1	2	5	0	0	1	0	0	0	0	0	6-3	41-10	6	2.34
Apr 30	at Virginia	6.0	9	5	5	1	2	2	0	2	0	0	0	0	0	3-5	41-11	6	2.40
*May 02	FIU	7.0	6	0	0	2	5	1	0	0	0	0	0	1	0	5-0	42-11	6	2.35
*May 03	FIU	5.0	2	0	0	1	6	1	0	0	0	0	0	0	0	8-0	43-11	6	2.32
*May 04	FIU	7.0	1	0	0	3	4	0	0	0	1	0	3	0	0	7-0	44-11	6	2.27
Totals		357.0	287	150	116	154	353	39	2	32	25	0	23	19	0	349-150	44-11	6	2.27

Player Capsules



TYLER OUBRE

1

Pitcher

R-Jr. | 5-10 | R/R

**Destrehan, La. | Destrehan HS
(Louisiana)**

Season High

5.0 (2x), vs. Drexel (2/28/25)..... IP 7.0 vs. Saint Francis (2/24/24)
 5 (2x), vs. Longwood (3/26/25)..... H 8, vs. Clemson (2/10/24)
 3 (2x), vs. Lehigh (3/1/25)..... R 4, at Oklahoma (3/2/24)
 3, vs. Charlotte (2/14/25)..... ER 4, at Oklahoma (3/2/24)
 3 (3x), vs. Lehigh (3/1/25)..... BB 3 (3x), vs. Lehigh (3/1/25)
 6, vs. Drexel (2/28/25)..... SO 6, vs. Drexel (2/28/25)
 89, vs. Drexel (2/28/25)..... Pitches 93, vs. Saint Francis (2/24/24)
 CG No-Hitter.....
 CG One-Hitter.....

Career High

YEAR	ERA	W-L	APP	GS	CG	SHO	SV	IP	H	R	ER	BB	SO	B/AVG
2022			DNP - Redshirt season at Louisiana											
2023	5.73	0-0	5	0	0	0	0	3.2	5	3	3	1	6	.278
2024	3.73	2-2	12	5	1	1	1	35.2	44	22	19	13	14	.297
2025	1.96	3-0	10	5	1	1	0	25.0	19	10	7	15	20	.209
TOTAL	3.16	5-2	27	10	2	2	1	64.1	68	35	29	29	40	.265

Oubre's stats from 2023 were from Louisiana



ALYSSA HENAULT

2

Infield

Sr. | 5-6 | L/R

**Wake Forest, N.C. | Wake Forest HS
(Campbell)**

Season High

4, vs. FIU (5/4/25)..... AB 6, vs. Longwood (4/24/22)
 1 (14x), vs. FIU (5/4/25)..... R 3 (3x), mr vs. Queens (4/24/24)
 1 (11x), vs. FIU (5/4/25)..... H 4, vs. George Mason (5/20/23)
 1 (4x), vs. Sam Houston (4/17/25)..... 2B .. 2 (2x), mr vs. Presbyterian (4/2/23)
 1, vs. Lehigh (3/1/25)..... 3B 1 (6x), mr vs. Lehigh (3/1/25)
 1 (2x), vs. FIU (5/4/25)..... HR 1 (2x), vs. FIU (5/4/25)
 SB 4, at Elon (3/24/24)
 3, vs. Hofstra (2/23/25)..... RBI 3 (2x), vs. Hofstra (2/23/25)
 3, (2/12/25-2/14/25)..... Hit Streak 10, (3/15/24-3/30/24)

Career High

YEAR	AVG	GP-GS	AB	R	H	2B	3B	HR	RBI	TB	SLG%	BB	HBP	SO	OB%	SF	SH	SB-ATT
2022	.226	50-45	137	15	31	8	1	0	19	41	.299	7	3	19	.279	0	7	2-2
2023	.343	59-59	169	29	58	7	0	0	13	65	.385	11	2	21	.390	0	11	15-15
2024	.346	57-55	162	31	56	5	4	0	26	69	.426	22	5	17	.432	3	1	21-26
2025	.314	33-7	35	14	11	4	1	2	8	23	.657	8	3	5	.468	1	1	0-0
TOTAL	.310	199-166	503	89	156	24	6	2	66	198	.394	48	13	62	.394	4	20	38-42

Henaaults stas from 2022-2024 were from Campbell



DANNER ALLEN

3

Pitcher

Fr. | 5-4 | L/L

**Charlotte Court House, Va. |
Randolph-Henry HS**

Season High

5.2, vs. Auburn (2/16/25)..... IP 5.2, vs. Auburn (2/16/25)
 3, vs. Virginia Tech (2/26/25)..... H 3, vs. Virginia Tech (2/26/25)
 4, vs. Rutgers (2/9/25)..... R 4, vs. Rutgers (2/9/25)
 3, vs. Virginia Tech (2/26/25)..... ER vs. Virginia Tech (2/26/25)
 4, vs. Auburn (2/16/25)..... BB 4, vs. Auburn (2/16/25)
 8, vs. Hofstra (2/23/25)..... SO 8, vs. Hofstra (2/23/25)
 86, vs. Auburn (2/16/25)..... Pitches 86, vs. Auburn (2/16/25)
 CG No-Hitter.....
 1, vs. Hofstra (2/23/25)..... CG One-Hitter..... 1, vs. Hofstra (2/23/25)

Career High

YEAR	ERA	W-L	APP	GS	CG	SHO	SV	IP	H	R	ER	BB	SO	B/AVG
2025	1.85	2-1	7	4	1	1	1	22.2	12	10	6	9	27	.158
TOTAL	1.85	2-1	7	4	1	1	1	22.2	12	10	6	9	27	.158



JAMAYA BYRUM

4

Infielder

So. | 5-4 | R/R

**Henderson, Ky. |
Henderson County HS**

Season High

2 (10x), vs. FIU (5/3/25)..... AB 2 (19x), vs. FIU (5/3/25)
 2, vs. Cleveland State (2/8/25)..... R .. 2 (3x), vs. Cleveland State (2/8/25)
 2, vs. Cleveland State (2/8/25)..... H 2, vs. Cleveland State (2/8/25)
 1 (2x), vs. Drexel (2/28/25)..... 2B 1 (3x), vs. Drexel (2/28/25)
 1, at WKU (3/14/25)..... 3B 1, at WKU (3/14/25)
 1, vs. Hofstra (2/23/25)..... HR 1 (2x), vs. Hofstra (2/23/25)
 1, vs. Cleveland State (2/8/25)..... SB .. 1 (3x), vs. Cleveland State (2/8/25)
 3, vs. Hofstra (2/23/25)..... RBI 3, vs. Hofstra (2/23/25)
 2, (2/23/25-2/28/25)..... Hit Streak 2, (2/23/25-2/28/25)

Career High

YEAR	AVG	GP-GS	AB	R	H	2B	3B	HR	RBI	TB	SLG%	BB	HBP	SO	OB%	SF	SH	SB-ATT
2024	.080	21-13	25	6	2	1	0	1	3	6	.240	2	0	11	.148	0	3	2-2
2025	.207	23-16	29	9	6	2	1	1	5	13	.448	8	1	3	.385	1	3	1-1
TOTAL	.148	44-29	54	15	8	3	1	2	8	19	.352	10	1	14	.288	1	6	3-3

Player Capsules



ELENA ESCOBAR **5**

Pitcher
Sr. | 5-7 | R/R
Spring Hill, Tenn. | Summit HS
(North Alabama)

Season High 7.0 (8x), at LA Tech (4/27/25) **Pitching** IP 7.2, vs. Jacksonville (5/9/23)
 7, vs. Radford (2/23/25) H 11, vs. Central Arkansas (4/30/22)
 4 (4x), vs. Sam Houston (4/19/25) R 7, vs. UTEP (5/9/24)
 4 (2x), vs. Middle Tenn. (4/5/25) ER 6, at Oklahoma (3/2/24)
 4 (2x), vs. Middle Tenn. (4/5/25) BB 6, vs. Central Arkansas (5/13/23)
 13, vs. Middle Tenn. (4/5/25) SO 13, vs. Middle Tenn. (4/5/25)
 137, vs. Radford (2/23/25) Pitches 139, at LSU (5/5/24)
 - CG No-Hitter -
 at Jax State (3/21/25) CG 1-Hitter at Jax State (3/21/25)

YEAR	ERA	W-L	APP	GS	CG	SHO	SV	IP	H	R	ER	BB	SO	B/AVG
2022	4.83	3-5	21	10	3	0	0	68.0	94	50	47	21	46	.333
2023	1.90	11-5	26	17	8	3	1	125.0	89	43	34	48	88	.202
2024	2.75	16-7	31	15	8	1	1	145.1	128	70	57	43	139	.233
2025	2.08	19-3	27	19	11	5	2	124.1	95	45	37	35	140	.209
TOTAL	2.65	49-20	105	61	30	9	4	462.2	406	208	175	147	404	.235

Escobar's stats from 2022-23 were from North Alabama



SAVANAH WHATLEY **6**

Infielder
R-Jr. | 5-5 | L/R
Oakley, Calif. | Heritage
(Oregon State)

Season High 4 (4x), at LA Tech (4/26/25) **Batting** AB 5, at Saint Mary's (3/31/22)
 3 (2x), vs. Longwood (3/26/25) R 3 (3x), vs. Longwood (3/26/25)
 4, at LA Tech (4/26/25) H 4, at LA Tech (4/26/25)
 2, at North Carolina (3/19/25) 2B 2, at North Carolina (3/19/25)
 1 (2x), vs. JMU (3/4/25) 3B 1 (2x), vs. JMU (3/4/25)
 1, at WKU (3/14/25) HR 1, at WKU (3/14/25)
 1 (5x), vs. Longwood (3/26/25) SB 2, vs. Utah Valley (2/17/24)
 3, vs. Alabama (2/14/25) RBI 3, vs. Alabama (2/14/25)
 6, (3/4/25-3/14/25) Hit Streak 6, (3/4/25-3/14/25)

YEAR	AVG	GP-GS	AB	R	H	2B	3B	HR	RBI	TB	SLG%	BB	HBP	SO	OB%	SF	SH	SB-ATT
2021	.000	9-0	3	5	0	0	0	0	1	0	.000	1	0	1	.250	0	0	1-1
2022	.226	31-31	84	10	19	4	0	0	3	23	.274	10	0	29	.309	0	0	3-3
2023	.231	5-5	13	2	3	2	0	0	0	5	.385	0	0	1	.231	0	0	0-0
2024	.167	45-44	90	10	15	1	0	0	4	16	.178	9	0	23	.242	0	3	3-3
2025	.354	42-39	96	29	34	8	2	1	19	49	.510	20	1	15	.462	2	2	5-5
TOTAL	.248	132-119	286	56	71	15	2	1	27	93	.340	40	1	69	.340	2	5	12-12

Whatley's stats from 2021 are from Utah; stats from 2022-24 are from Oregon State



BRYNN MCMANUS **8**

Infielder
Jr. | 5-7 | R/R
McMinnville, Ore. | McMinnville HS

Season High 5, at WKU (3/14/25) **Career High** AB 5 (2x), at WKU (3/14/25)
 2 (7x), vs. FIU (5/3/25) R 2 (9x), vs. FIU (5/3/25)
 3 (2x), at NM State (4/12/25) H 3 (4x), at NM State (4/12/25)
 2, vs. Rutgers (2/8/25) 2B 2 (4x), vs. Rutgers (2/8/25)
 3B 1, vs. Virginia Tech (5/1/24)
 2, vs. FIU (5/3/25) HR 2, vs. FIU (5/3/25)
 1, vs. KSU (3/7/25) SB 1 (2x), vs. KSU (3/7/25)
 3 (4x), vs. FIU (5/3/25) RBI 6, vs. UTEP (5/9/24)
 4 (3x), (4/11/25-4/17/25) Hit Streak 8, (4/27/24-5/9/24)

YEAR	AVG	GP-GS	AB	R	H	2B	3B	HR	RBI	TB	SLG%	BB	HBP	SO	OB%	SF	SH	SB-ATT
2023	.269	30-12	52	6	14	1	0	0	8	15	.288	5	1	15	.339	1	0	0-0
2024	.303	49-25	99	9	30	9	1	4	22	53	.535	9	0	15	.358	1	0	1-1
2025	.327	55-55	165	28	54	14	1	8	40	94	.570	25	0	22	.405	5	0	1-3
TOTAL	.310	134-91	316	43	98	24	2	12	70	162	.513	39	1	52	.380	7	0	2-4



KATIE LOVE **9**

Pitcher
So. | 5-7 | R/R
Pembroke, Va. | Liberty Online Acad.

Season High 0.2, vs. Lehigh (3/1/25) **Career High** IP 7.0 (3x), at Virginia (4/9/24)
 H 7 (2x), at Georgia (5/19/24)
 R 6, at Sam Houston (3/23/24)
 ER 5 (2x), at Georgia (5/19/24)
 BB 4 (2x), vs. Louisiana (3/3/24)
 1, vs. Lehigh (3/1/25) SO 7, vs. Jax State (3/17/24)
 9, vs. Lehigh (3/1/25) Pitches 105, vs. LA Tech (3/29/24)
 CG No-Hitter
 CG One-Hitter

YEAR	ERA	W-L	APP	GS	CG	SHO	SV	IP	H	R	ER	BB	SO	B/AVG
2024	3.96	7-4	25	15	3	3	2	70.2	65	47	40	33	46	.236
2025	0.00	0-0	1	0	0	0	0	0.2	0	0	0	0	1	.000
TOTAL	3.93	7-4	26	15	3	3	2	71.1	65	47	40	33	47	.235

Player Capsules



RACHEL CRAINE **10**
Infielder
Sr. | 5-6 | R/R
Middletown, Del. | Red Lion Christian

Season High **Career High**
 4 (3x), at LA Tech (4/26/25) AB 5 (3x), vs. Central Ark. (5/12/23)
 2 (2x), at North Carolina (3/19/25) R 2 (5x), at North Carolina (3/19/25)
 3, vs. Sam Houston (4/19/25) H 3 (4x), vs. Sam Houston (4/19/25)
 2, vs. Longwood (3/26/25) 2B 2 (3x), vs. Longwood (3/26/25)
 3B
 1 (3x), vs. Virginia (4/8/25) HR 1 (9x), vs. Virginia (4/8/25)
 1 (5x), vs. Middle Tenn. (4/5/25) SB 1 (9x), vs. Middle Tenn. (4/5/25)
 2 (4x), at NM State (4/11/25) RBI 4 (2x), vs. Ball State (3/9/23)
 7, (3/7/25-3/22/25) Hit Streak 7, (3/7/25-3/22/25)

YEAR	AVG	GP-GS	AB	R	H	2B	3B	HR	RBI	TB	SLG%	BB	HBP	SO	OB%	SF	SH	SB-ATT
2022	.143	24-21	49	6	7	1	0	1	11	11	.224	2	6	16	.254	2	1	1-1
2023	.292	60-58	171	20	50	12	0	3	29	71	.415	21	8	33	.389	3	1	1-1
2024	.169	57-56	124	6	21	3	0	2	19	30	.242	9	4	27	.241	4	1	2-2
2025	.263	52-49	118	17	31	9	0	3	20	49	.415	18	2	20	.362	3	5	5-7
TOTAL	.236	193-184	462	49	109	25	0	9	79	161	.348	50	20	96	.329	12	8	9-11



BROOKE ROBERTS **11**
Infielder
Sr. | 5-9 | L/R
Tarpon Springs, Fla. | East Lake HS (College of Central Florida)

Season High **Career High**
 4 (19x), at LA Tech (4/26/25) AB 5, vs. NM State (4/19/24)
 3, at Marshall (3/11/25) R 3, at Marshall (3/11/25)
 3 (3x), vs. UTEP (3/28/25) H 3 (4x), vs. UTEP (3/28/25)
 1 (6x), vs. Virginia (4/8/25) 2B 1 (10x), vs. Virginia (4/8/25)
 3B
 1 (4x), vs. FIU (5/3/25) HR 1 (10x), vs. FIU (5/3/25)
 3 (5x), vs. Sam Houston (4/17/25) RBI 3 (5x), vs. Sam Houston (4/17/25)
 1 (5x), at Jax State (3/23/25) SB 1 (7x), at Jax State (3/23/25)
 6, (3/9/25-3/18/25) Hit Streak 13, (5/9/24-2/8/25)

YEAR	AVG	GP-GS	AB	R	H	2B	3B	HR	RBI	TB	SLG%	BB	HBP	SO	OB%	SF	SH	SB-ATT
2024	.237	56-56	139	17	33	4	0	6	26	55	.396	7	7	12	.305	1	3	2-2
2025	.284	55-55	176	32	50	6	0	4	32	68	.386	6	2	9	.309	4	1	5-5
TOTAL	.263	111-111	315	49	83	10	0	10	58	123	.390	13	9	21	.307	5	4	7-7



SAVANNAH WOODARD **12**
Infielder
R-Sr. | 5-6 | L/R
Warrior, Ala. | Hayden HS (Alabama)

Season High **Career High**
 5 (3x), at LA Tech (4/26/25) AB 5 (3x), at LA Tech (4/26/25)
 4, vs. Charleston So. (2/21/25) R 4, vs. Charleston So. (2/21/25)
 3 (2x), at NM State (4/12/25) H 3 (5x), at NM State (4/12/25)
 1 (8x), at Virginia (4/30/25) 2B 2, vs. Florida State (3/16/22)
 1, vs. Louisville (2/7/25) 3B 1 (2x), vs. Alabama State (3/29/22)
 1 (7x), vs. Middle Tenn. (4/5/25) HR 1 (14x), vs. Middle Tenn. (4/5/25)
 3, vs. Kennesaw State (3/7/25) RBI 5, vs. UNI (3/6/21)
 2, vs. Charleston So. (2/21/25) SB 2 (3x), vs. Charleston So. (2/21/25)
 11, (3/21/25-4/8/25) Hit Streak 11, (3/21/25-4/8/25)

YEAR	AVG	GP-GS	AB	R	H	2B	3B	HR	RBI	TB	SLG%	BB	HBP	SO	OB%	SF	SH	SB-ATT
2020	.278	21-21	54	12	15	4	0	1	8	22	.407	3	1	8	.322	1	0	0-0
2021	.292	55-45	130	26	38	1	1	3	26	50	.385	10	0	29	.343	0	0	5-5
2022	.164	42-23	55	15	9	2	1	1	5	16	.291	8	1	15	.273	2	0	6-8
2023	.205	52-51	117	27	24	2	0	2	15	32	.274	24	3	22	.349	2	1	6-8
2024																		
2025	.328	55-55	183	48	60	8	1	7	37	91	.497	25	3	16	.411	3	0	7-13
TOTAL	.271	225-195	539	128	146	17	3	14	91	211	.391	70	8	90	.358	8	1	24-34

Note - Savannah Woodard's stats from 2020-2022 were from Alabama



AUBRY NORRIS **14**
Utility
Jr. | 5-3 | R/R
Carmel, Ind. | Carmel HS

Season High **Career High**
 AB
 1 (13x), vs. FIU (5/2/25) R 1 (21x), vs. FIU (5/2/25)
 H
 2B
 3B
 HR
 1 (7x), vs. FIU (5/2/25) SB 1 (10x), vs. FIU (5/2/25)
 RBI
 Hit Streak

YEAR	AVG	GP-GS	AB	R	H	2B	3B	HR	RBI	TB	SLG%	BB	HBP	SO	OB%	SF	SH	SB-ATT
2024	.000	19-0	0	8	0	0	0	0	0	0	.000	0	0	0	.000	0	0	3-5
2025	.000	30-0	0	13	0	0	0	0	0	0	.000	0	0	0	.000	0	0	7-8
TOTAL	.000	49-0	0	21	0	0	0	0	0	0	.000	0	0	0	.000	0	0	10-13

Player Capsules



RACHEL ROUPE **15**

Outfielder
Sr. | 5-8 | R/R
Sharpsburg, Md. | Boonsboro

Season High **Career High**
 4 (18x), at LA Tech (4/25/25).....AB.....5 (5x), at Sam Houston (3/24/24)
 3 (3x), at Marshall (3/11/25).....R.....3 (10x), at Marshall (3/11/25)
 3, vs. Sam Houston (4/17/25).....H. 3 (13x), vs. Sam Houston (4/17/25)
 2 (2x), vs. Sam Houston (4/17/25).....2B.....3, vs. Louisiana (3/3/24)
 1, vs. Drexel (2/28/25).....3B.....1 (5x), vs. Drexel (2/28/25)
 2 (3x), at LA Tech (4/25/25).....HR.....2 (11x), at LA Tech (4/25/25)
 1 (5x), vs. UTEP (3/28/25).....SB.....2 (3x), vs. Austin Peay (4/28/23)
 4 (4x), at NM State (4/12/25).....RBI.....6 (2x), at Queens (5/5/23)
 11, (2/28/25-3/14/25).....Hit Streak.....11, (2/28/25-3/14/25)

YEAR	AVG	GP-GS	AB	R	H	2B	3B	HR	RBI	TB	SLG%	BB	HBP	SO	OB%	SF	SH	SB-ATT
2022	.259	61-60	162	31	42	9	1	8	45	77	.475	21	4	19	.351	4	5	7-9
2023	.317	61-60	183	41	58	9	2	15	50	116	.634	20	12	15	.415	2	3	13-15
2024	.362	63-63	174	48	63	17	1	17	42	133	.764	48	4	12	.509	0	0	1-2
2025	.385	55-55	161	49	62	18	1	20	63	142	.882	36	5	15	.500	4	0	5-6
TOTAL	.331	240-238	680	169	225	53	5	60	200	468	.688	125	25	61	.446	10	8	26-32



LILLY HEIDORN **19**

Outfielder
Sr. | 5-6 | R/R
Marysville, Ohio | Worthington Chr.

Season High **Career High**
 -.....AB.....-
 1 (16x), vs. FIU (5/3/25).....R.....1 (72x), vs. FIU (5/3/25)
 -.....H.....-
 -.....2B.....-
 -.....3B.....-
 -.....HR.....-
 -.....RBI.....-
 2, vs. Lehigh (3/1/25).....SB.....2, vs. Lehigh (3/1/25)
 -.....Hit Streak.....-

YEAR	AVG	GP-GS	AB	R	H	2B	3B	HR	RBI	TB	SLG%	BB	HBP	SO	OB%	SF	SH	SB-ATT
2022	.000	43-0	0	22	0	0	0	0	0	0	.000	0	0	0	.000	0	0	6-6
2023	.000	32-0	0	18	0	0	0	0	0	0	.000	0	0	0	.000	0	0	2-2
2024	.000	36-0	0	16	0	0	0	0	0	0	.000	0	0	0	.000	0	0	1-1
2025	.000	26-0	0	16	0	0	0	0	0	0	.000	0	0	0	.000	0	0	10-10
TOTAL	.000	137-0	0	72	0	0	0	0	0	0	.000	0	0	0	.000	0	0	19-19



KAYLAN YODER **20**

Pitcher
So. | 5-5 | R/L
Greenwood, Del. | Delmarva Christian

Season High **Pitching** **Career High**
 7.0, vs. UTEP (3/29/25).....IP.....7.0 (8x), vs. UTEP (3/29/25)
 6, at LA Tech (4/25/25).....H.....8, at NM State (5/9/24)
 5, vs. Middle Tenn. (4/4/25).....R.....7, at NM State (5/9/24)
 5, vs. Middle Tenn. (4/4/25).....ER.....6, at NM State (5/9/24)
 8, vs. St. Joseph's (2/22/25).....BB.....8, vs. St. Joseph's (2/22/25)
 11, vs. Kennesaw State (3/8/25).....SO.....11, vs. Kennesaw State (3/8/25)
 137, at WKU (3/14/25).....Pitches.....137, at WKU (3/14/25)
 -.....CG No-Hitter.....-
 -.....CG 1-Hitter..... vs. Louisiana Tech (3/28/24)

YEAR	ERA	W-L	APP	GS	CG	SHO	SV	IP	H	R	ER	BB	SO	B/AVG
2024	2.99	11-9	37	24	9	5	3	138.1	111	71	59	63	138	.216
2025	2.37	9-4	20	15	3	1	0	79.2	54	29	27	59	77	.196
TOTAL	2.76	20-13	57	39	12	6	3	218.0	165	100	86	122	215	.209



ALEXIA CARRASQUILLO **22**

Catcher
Fr. | 5-5 | R/R
Clermont, Fla. | Home School

Season High **Career High**
 5, at WKU (3/14/25).....AB.....5, at WKU (3/14/25)
 2 (2x), at Marshall (3/11/25).....R.....2 (2x), at Marshall (3/11/25)
 3, at Marshall (3/11/25).....H.....3, at Marshall (3/11/25)
 1 (3x), vs. Sam Houston (4/19/25).....2B.. 1 (3x), vs. Sam Houston (4/19/25)
 -.....3B.....-
 2, vs. Kennesaw State (3/9/25).....HR.....2, vs. Kennesaw State (3/9/25)
 -.....SB.....-
 4 (2x), at Marshall (3/11/25).....RBI.....4 (2x), at Marshall (3/11/25)
 6, (2/23/25-3/14/25).....Hit Streak.....6, (2/23/25-3/14/25)

YEAR	AVG	GP-GS	AB	R	H	2B	3B	HR	RBI	TB	SLG%	BB	HBP	SO	OB%	SF	SH	SB-ATT
2025	.341	18-13	41	9	14	3	0	4	15	29	.707	5	0	1	.404	1	0	0-0
TOTAL	.341	18-13	40	9	14	3	0	4	15	29	.707	5	0	1	.404	1	0	0-0

Player Capsules



BROOKE WILDES **23**

Infielder
R-Fr. | 5-5 | R/R
Canton, Ga. | Creekview HS

Season High	Career High
1, vs. Hofstra (2/23/25).....AB.....	1, vs. Hofstra (2/23/25)
.....R.....
.....H.....
.....2B.....
.....3B.....
.....HR.....
.....SB.....
.....RBI.....
.....Hit Streak.....

YEAR	AVG	GP-GS	AB	R	H	2B	3B	HR	RBI	TB	SLG%	BB	HBP	SO	OB%	SF	SH	SB-ATT
2024			DNP-Redshirt															
2025	.000	2-0	1	0	0	0	0	0	0	0	.000	0	0	0	.000	0	0	0-0
TOTAL	.000	2-0	1	0	0	0	0	0	0	0	.000	0	0	0	.000	0	0	0-0



SAVANNAH JESSEE **24**

Catcher
R-So. | 5-9 | R/R
Jonesborough, Tenn. | Daniel Boone

Season High	Career High
4 (9x), at NM State (4/11/25).....AB.....	4 (9x), at NM State (4/11/25)
1 (11x), vs. FIU (5/2/25).....R.....	1 (15x), vs. FIU (5/2/25)
3, vs. Middle Tenn. (4/5/25).....H.....	3, vs. Middle Tenn. (4/5/25)
1 (5x), vs. FIU (5/4/25).....2B.....	2, vs. NM State (4/21/24)
.....3B.....
1 (2x), vs. FIU (5/2/25).....HR.....	1 (4x), vs. FIU (5/2/25)
3, vs. FIU (5/4/25).....RBI.....	3, vs. FIU (5/4/25)
1 (2x), vs. Lehigh (3/1/25).....SB.....	1 (2x), vs. Lehigh (3/1/25)
5, (2/14/25-2/21/25).....Hit Streak.....	5, (2/14/25-2/21/25)

YEAR	AVG	GP-GS	AB	R	H	2B	3B	HR	RBI	TB	SLG%	BB	HBP	SO	OB%	SF	SH	SB-ATT
2023	.222	7-1	9	0	2	1	0	0	2	3	.333	0	0	2	.222	0	0	0-0
2024	.246	53-36	114	4	28	8	0	2	11	42	.368	11	3	16	.326	1	2	0-0
2025	.312	42-42	109	11	34	5	0	2	24	45	.413	9	1	8	.358	4	2	2-3
TOTAL	.276	102-79	232	15	64	14	0	4	37	90	.388	20	4	26	.337	5	4	2-3



KK MADREY **42**

Outfielder
Sr. | 5-7 | L/R
Newnan, Ga. | Newnan HS (LSU)

Season High	Career High
4 (9x), vs. FIU (5/4/25).....AB.....	4 (22x), vs. FIU (5/4/25)
3, vs. Drexel (2/28/25).....R.....	3 (3x), vs. Drexel (2/28/25)
3 (5x), at LA Tech (4/27/25).....H.....	4, vs. Austin Peay (4/29/23)
1 (2x), vs. FIU (5/4/25).....2B.....	1 (12x), vs. FIU (5/4/25)
1 (2x), vs. UTEP (3/28/25).....3B.....	1 (3x), vs. UTEP (3/28/25)
1, vs. Drexel (2/28/25).....HR.....	1 (5x), vs. Drexel (2/28/25)
4 (2x), vs. UTEP (3/28/25).....RBI.....	4 (2x), vs. UTEP (3/28/25)
3 (5x), at LA Tech (4/27/25).....SB.....	3 (7x), at LA Tech (4/27/25)
7, (3/4/25-3/14/25).....Hit Streak.....	9, (3/20/24-4/3/24)

YEAR	AVG	GP-GS	AB	R	H	2B	3B	HR	RBI	TB	SLG%	BB	HBP	SO	OB%	SF	SH	SB-ATT
2022	.000	26-0	1	14	0	0	0	0	0	0	.000	1	0	1	.500	0	0	7-10
2023	.329	60-60	152	40	50	5	0	2	22	61	.401	13	1	37	.383	1	5	26-27
2024	.272	62-60	158	28	43	3	1	2	12	54	.342	15	2	34	.339	2	1	17-18
2025	.405	55-55	158	49	64	4	2	1	25	75	.475	14	0	14	.446	3	3	46-50
TOTAL	.335	203-175	469	131	157	12	3	5	59	190	.405	43	3	86	.390	6	9	96-106

Note - 2022 stats were from KK Madrey's time at LSU



PAIGE DOERR **46**

Outfielder
So. | 5-9 | L/R
Coburg, Ore. | Marist Catholic HS (Oregon State)

Season High	Career High
4 (6x), at LA Tech (4/26/25).....AB.....	4 (10x), at LA Tech (4/26/25)
2 (4x), vs. UTEP (3/29/25).....R.....	2 (5x), vs. UTEP (3/29/25)
2 (12x), at LA Tech (4/27/25).....H.....	2 (17x), at LA Tech (4/27/25)
1 (5x), vs. FIU (5/2/25).....2B.....	1 (7x), vs. FIU (5/2/25)
1, vs. Longwood (3/26/25).....3B.....	1, vs. Longwood (3/26/25)
1 (2x), vs. App State (3/1/25).....HR.....	1 (3x), vs. App State (3/1/25)
2 (5x), at LA Tech (4/27/25).....RBI.....	2 (6x), at LA Tech (4/27/25)
3, vs. App State (3/1/25).....SB.....	3, vs. App State (3/1/25)
13, (3/26/25-4/17/25).....Hit Streak.....	13, (3/26/25-4/17/25)

YEAR	AVG	GP-GS	AB	R	H	2B	3B	HR	RBI	TB	SLG%	BB	HBP	SO	OB%	SF	SH	SB-ATT
2024	.235	39-38	102	10	24	2	0	1	6	29	.284	6	2	20	.291	0	2	2-4
2025	.356	55-55	149	25	53	5	1	2	18	66	.443	17	1	14	.418	3	6	15-17
TOTAL	.307	94-93	251	35	77	7	1	3	24	95	.378	24	3	34	.368	3	8	17-21

Note - 2024 stats were from Paige Doerr's time at Oregon State

Player Capsules



PAIGE BACHMAN

51

Pitcher
Sr. | 6-2 | R/R
Fredericksburg, Va. | Fredericksburg Christian

Season High	Pitching	Career High
7.0 (2x), vs. FIU (5/2/25)	IP	7.0 (6x), vs. FIU (5/2/25)
7, vs. Alabama (2/14/25)	H	8, at UCLA (2/14/23)
6, vs. Virginia Tech (2/26/25)	R	6, vs. Virginia Tech (2/26/25)
4, at Virginia Tech (4/2/25)	ER	5 (2x), vs. Oregon (2/9/24)
4, at LA Tech (4/26/25)	BB	6, vs. Penn (2/24/24)
10, vs. UTEP (3/29/25)	SO	12, vs. Kennesaw State (4/1/23)
112, at LA Tech (4/26/25)	Pitches	112, at LA Tech (4/26/25)
-	CG No-Hitter	-
-	CG 1-Hitter	-

BATTING

YEAR	AVG	GP-GS	AB	R	H	2B	3B	HR	RBI	TB	SLG%	BB	HBP	SO	OB%	SF	SH	SB-ATT
2022	.348	24-20	46	7	16	1	0	2	10	23	.500	9	2	9	.474	0	0	0-0
2023																		
2024																		
2025	.000	2-0	2	0	0	0	0	0	0	0	.000	0	0	1	.000	0	0	0-0
TOTAL	.333		48	7	16	1	0	2	10	23	.479	9	2	10	.458	0	0	0-0

PITCHING

YEAR	ERA	W-L	APP	GS	CG	SHO	SV	IP	H	R	ER	BB	SO	B/AVG
2022	0.00	0-0	3	0	0	0/1	0	1.2	3	1	0	1	2	.375
2023	2.35	10-9	30	21	9	4/1	0	122.0	103	64	41	52	79	.222
2024	6.30	2-3	17	4	0	0/0	0	26.2	29	29	24	25	18	.276
2025	2.61	11-3	31	12	4	2/1	3	104.2	107	56	39	36	88	.251
TOTAL	2.85	23-15	81	37	13	6/3	3	255.0	242	150	104	114	187	.241



MADI BACHMAN

99

Catcher
R-Fr. | 5-10 | R/R
Fredericksburg, Va. | Mountain View (UTEP)

Season High	Career High
-	AB
-	R
-	H
-	2B
-	3B
-	HR
-	SB
-	RBI
-	Hit Streak

YEAR	AVG	GP-GS	AB	R	H	2B	3B	HR	RBI	TB	SLG%	BB	HBP	SO	OB%	SF	SH	SB-ATT
2024																		
2025																		
TOTAL																		

Best Starts

- Quickest to 10 wins in program history – 11 games (10-1 start to 1996 season)
- Quickest to 20 wins in program history – 24 games (20-4 start to 2025 season)
- Quickest to 30 wins in program history – 36 games (30-6 start to 2025 season)
- Quickest to 40 wins in program history – 50 games (40-10 start to 2025 season)

- Best 10-game start to season in program history – 9-1 (1996, 2018)
- Best 20-game start to season in program history – 17-3 (1996)
- Best 30-game start to season in program history – 24-6 (2025)
- Best 40-game start to season in program history – 32-8 (2025)
- Best 50-game start to season in program history – 40-10 (2025)
- Best 60-game start to season in program history – 48-12 (2018)
- Best 70-game start to season in program history – 46-24 (2017)

Program Records Broken this season

Team

- Single-season sacrifice flies (34 in 2025) (Previous - 21 in 2018)
- Single-season stolen bases (109 in 2025) (Previous - 100 in 2018)

Individual

- Career Walks (Rachel Roupe - 125) (Previous - Autumn Bishop - 108)
- Single-season steals (KK Madrey - 46 in '25) (Previous - Kate Zavodny - 41 in '13)

Liberty Softball All-Time 30-Win Seasons

W-L	Pct.	Year
1) 49-14	.777	2018
2) 46-24	.657	2017
3T) 44-11	.800	2025
3T) 44-15	.746	2021
3T) 44-18	.710	2022
6T) 41-23	.641	2006
6T) 41-25	.621	1999
8T) 40-22	.645	2019
8T) 40-22	.645	2023
10) 39-18	.684	2010
11) 38-25	.603	2024
12T) 36-18	.667	1996
12T) 36-24	.600	1997
12T) 36-26	.581	2007
15) 34-29	.540	2000
16) 33-23	.589	1998
17) 31-28	.525	2016
18T) 30-13	.698	1986
18T) 30-30	.500	2011

Bold Italics Under Coach Richardson

Liberty Softball Single-Game Records

INDIVIDUAL

At Bats: 6 seven times, mr by Amber Bishop at Duke, 3/27/19

Runs Scored: 4 12 times, mr by Savannah Woodard vs. Charleston Southern (2/21/25)

Hits: 5 by Katie Zavodny at Charleston Southern, 4/7/13; vs. Hampton, 2/27/13

RBI: 7 three times, mr by Mary Claire Wilson at No. 2 Virginia Tech, 5/3/22

Doubles: 3 by eight players, mr by Rachel Roupe vs. Louisiana, 3/3/24

Triples: 2 five times, mr by Kara Canetto vs. Virginia, 3/1/22

Home Runs: 3 by Jessica Moore vs. Gardner-Webb, 3/8/06

Walks: 5 by Tracy King vs. Maryland Eastern Shore, 4/11/94

Total Bases: 12 by Jessica Moore vs. Gardner-Webb, 3/8/06

Stolen Bases: 4 three times, mr by Susan Naylor vs. Mount St. Mary's, 3/4/95

Sacrifice Bunts: 3 three times, mr by Cassie Hendrix at Charleston Southern, 5/2/08

Sacrifice Flies: 2 by Denay Griffin vs. New Mexico, 3/8/20; by Autumn Bishop vs. Rutgers, 2/17/19; by Autumn Bishop vs. Charleston So., 4/21/18; Stephanie Happel vs. North Carolina A&T, 3/23/99

Putouts: 17 by Kaylee West at Radford, 3/28/12, by Autumn Bishop vs. Notre Dame, 2/26/21

Assists: 10 by Kristi Hanna vs. Eastern Kentucky, 2/20/99

Errors: 4 by Jennifer Ward vs. UNC Charlotte 4/15/95

Innings Pitched: 12.0 by Sarah Ellis vs. Florida Atlantic, 3/13/09

Runs Allowed: 20 by Annah Jo Brittingham vs. Tulsa, 3/7/14

Earned Runs Allowed: 16 by Annah Jo Brittingham vs. Tulsa, 3/7/14

Walks Allowed: 12 by Grace Nordan at Coastal Carolina, 4/6/14

Strikeouts: 16 by Tiffani Smith vs. Presbyterian, 4/24/09

Hits Allowed: 20 by Annah Jo Brittingham vs. Tulsa, 3/7/14

TEAM

At Bats: 43 vs. UNC Wilmington, 3/17/95

Runs Scored: 23 vs. West Virginia State, 3/22/96

Hits: 19 three times, mr vs. Villanova, 2/27/21

RBI: 19 vs. West Virginia State, 3/22/96; vs. West Virginia State, 3/24/95

Doubles: 8 vs. North Carolina A&T, 3/31/03

Triples: 3 three time, mr vs. Delaware State, 2/21/19

Home Runs: 6 two times, mr vs. Hampton, 4/19/11

Walks: 11 vs Rhode Island, 3/9/17

Total Bases: 36 vs. North Carolina A&T, 3/31/03

Stolen Bases: 9 vs. Lehigh, 3/1/25

Sacrifice Bunts: 6 vs. Fordham, 3/17/04

Sacrifice Flies: 3 three times, mr vs. Saint Joseph's, 2/22/25

Putouts: 36 vs. Ohio, 5/18/17; vs. Florida Atlantic, 3/13/09

Assists: 20 vs. East Carolina, 4/4/98

Errors: 9 two times, mr vs. Maryland Eastern Shore 4/11/94

Double Plays Turned: 3 at Virginia, 4/23/14; vs. ECU, 3/5/21; vs. San Jose State, 2/11/23

Innings Pitched: 12.0 vs. Ohio, 5/18/17; vs. Florida Atlantic, 3/13/09

Runs Allowed: 23 vs. Tulsa, 3/7/14

Earned Runs Allowed: 19 vs. Tulsa, 3/7/14

Walks Allowed: 12 at Coastal Carolina 4/6/14

Strikeouts: 16 vs. Presbyterian College, 4/24/09

Liberty Softball All-Time No-Hitters (22, including 5 perfect games)				
Pitcher	Date	Opponent	Score	Inn.
Susan Naylor (1)	3/4/96	Winthrop	9-0	5
Leslie Inge (1)	3/8/97	George Mason	11-0	5
Katie Phillips (1)	4/8/97	Radford	11-0	5
Katie Phillips (2)	4/9/97	North Carolina A&T	11-0	5
Amy Csider (1)	3/27/99	Delaware State	14-0	5
Leslie Inge (2)	4/15/99	George Mason	12-0	5
Leslie Inge (3)	4/23/99	Charleston So.	4-0	7
Carie VanArtsdalen (1)	3/15/01	Maine	6-0	7
Sarah Swor (1)	4/9/05	West Virginia Tech	14-0	5
Terra Lowe (1)	3/28/07	Norfolk State	2-0	7
Terra Lowe (2)	4/27/07	Coastal Carolina	4-0	7
Tiffani Smith (1)	2/28/09	Delaware State	2-0	5
Kat Johnson/Grace Nordan	4/20/11	Norfolk State	9-0	5
Tiffani Smith (2)	5/13/11	Winthrop*	3-0	7
Julia DiMartino (1)	2/13/16	Stetson	8-0	5
Julia DiMartino (2)	4/29/16	Gardner-Webb	1-0	7
Julia DiMartino (3)	2/24/19	Princeton	12-0	5
DiMartino/Engler/Cassady/Kirby	2/28/19	Quinnipiac	4-0	7
Megan Johnson (1)	3/6/20	Texas Southern	13-0	5
Karlie Keeney (1)	2/18/22	Maryland	9-0	5
Karlie Keeney (2)	3/3/22	Rutgers	12-0	5
Emily Kirby (1)	4/2/22	Bellarmino	2-0	7
Katie Love (1)	3/16/24	Jacksonville State	2-0	7

Perfect Games in Bold Italics
*Big South Tournament Game

Liberty Softball Single-Game Records (Conference Tournament Play)

INDIVIDUAL

At Bats: 5, 21 times, mr by Mary Clarie Wilson, Brynn McManus vs. Western Kentucky, 5/11/24

Runs Scored: 3 seven times, mr by Mary Claire Wilson, Rachel Roupe vs. UTEP, 5/9/24

Hits: 4 by Amber Bishop at Longwood, 5/13/17; Libi Cook vs. UNC Wilmington, 5/2/98

RBI: 6 by Brynn McManus vs. UTEP, 5/9/24

Doubles: 3 by Allison Terry vs. Coastal Carolina, 5/10/02

Triples: 1 seven times, mr by Rachel Roupe at North Florida, 5/14/22

Home Runs: 2 five times, mr by Amber Bishop at Longwood, 5/13/17

Grand Slams: 1, three times, mr by Brynn McManus vs. UTEP, 5/9/24

Walks: 4 three times, mr by Rachel Roupe vs. Western Kentucky, 5/11/24

Total Bases: 10 by Amber Bishop at Longwood, 5/13/17

Stolen Bases: 3 by Libi Cook vs. Charleston Southern, 5/7/99

Sacrifice Bunts: 2 five times, mr by Kaitlin McFarland vs. North Florida, 5/9/19

Sacrifice Flies: 1 eight times, mr by Caroline Hudson at Kennesaw State, 5/15/21

Putouts: 13 four times, mr by Autumn Bishop vs. Lipscomb, 5/7/21

Assists: 8 by Devyn Howard vs. Central Arkansas, 5/12/23

Errors: 3 by Kristi Hanna vs. Coastal Carolina, 5/3/98

Innings Pitched: 10.0 by Karlie Keeney vs. Central Arkansas, 5/12/23

Runs Allowed: 10 by Susan Rhodes vs. Winthrop, 4/21/94

Earned Runs Allowed: 8 by Stephanie Heit vs. UNC Greensboro, 4/21/95

Walks Allowed: 6 three times, mr by Chandler Ball vs. Charleston Southern, 5/7/15

Strikeouts: 12 by Julia DiMartino vs. Presbyterian, 5/11/16

Hits Allowed: 13 by Terra Lowe vs. Radford, 5/11/07

TEAM

At Bats: 40 vs. Central Arkansas, 5/12/23

Runs Scored: 13 vs. UTEP, 5/9/24

Hits: 14 vs. Charleston Southern, 5/9/08

RBIs: 12 vs. UTEP, 5/9/24

Doubles: 5 vs. Charleston Southern, 5/9/08; vs. Coastal Carolina, 5/10/02, vs. Lipscomb, 5/8/21

Triples: 1 seven times, mr at North Florida, 5/14/22

Home Runs: 3 five times, mr vs. Gardner-Webb, 5/8/14

Walks: 8 vs. UTEP, 5/9/24; vs. Winthrop, 5/13/17; vs. Charleston Southern, 5/7/15

Total Bases: 22 vs. UTEP, 5/9/24

Stolen Bases: 4 vs. Charleston Southern, 5/7/99

Sacrifice Bunts: 4 at Coastal Carolina, 5/14/00; vs. East Carolina, 5/8/99; vs. UNC Wilmington, 5/2/98

Sacrifice Flies: 1 eight times, mr at Kennesaw State, 5/15/21

Putouts: 33 vs. Winthrop, 5/5/01

Assists: 19 vs. Winthrop, 5/5/01

Errors: 6 vs. East Carolina, 5/4/97; vs. UNC Greensboro, 5/2/97

Double Plays Turned: 2 seven times, vs. WKU, 5/11/24

Innings Pitched: 11.0 vs. Winthrop, 5/5/01

Runs Allowed: 14 vs. Charleston Southern, 5/10/12

Earned Runs Allowed: 14 vs. Charleston Southern, 5/10/12

Walks Allowed: 8 vs. Birmingham-Southern, 5/12/06; vs. WKU, 5/11/24

Strikeouts: 12 vs. Presbyterian, 5/11/16

Hits Allowed: 16, vs. Lipscomb, 5/7/21

Liberty Softball Career Records Watch

Games Played

1) Amber Bishop-Riley	2017-2021	274
2) Autumn Bishop	2017-2021	257
3) Sarah Robertson	2016-2019	253
4) Beth Bennett	2006-2009	248
5) Ashley Williams	2005-2008	241
6) J'nae Jefferson	2007-2010	240
6T) Rachel Roupe	2022-Present	240
7) Lauren Hahn	2001-2004	239
9) Allison Terry	2000-2003	237
10) Amber DePasquale	2008-2011	235

Games Started

1) Amber Bishop-Riley	2017-2021	274
2) Autumn Bishop	2017-2021	256
3) Sarah Robertson	2016-2019	253
4) Beth Bennett	2006-2009	248
5) J'nae Jefferson	2007-2010	240
6T) Ashley Williams	2005-2008	239
6T) Lauren Hahn	2001-2004	239
8) Rachel Roupe	2022-Present	238
9) Allison Terry	2000-2003	234
10) Shannon McKain	2005-2008	233

Hits

1) Amber Bishop-Riley	2017-2021	333
2) Autumn Bishop	2017-2021	272
3) Ashley Williams	2005-2008	249
4) Sarah Robertson	2016-2019	231
5) Jessica Moore	2005-2007	229
6) Stacy Radulovich	1996-1999	226
7) Rachel Roupe	2022-Present	225
8) Alexia Taylor	2015-2018	217
9) Katie Zavodny	2011-2014	214
10) Beth Bennett	2006-2009	206
11) Kelby Allen	2012-2015	204

At Bats

1) Amber Bishop-Riley	2017-2021	894
2) Autumn Bishop	2017-2021	792
3) Ashley Williams	2005-2008	781
4) Sarah Robertson	2016-2019	746
5) Beth Bennett	2006-2009	730
6) Alexia Taylor	2015-2018	718
7) J'nae Jefferson	2007-2010	705
8) Allison Terry	2000-2003	697
9) Stacy Radulovich	1996-1999	691
10) Lauren Hahn	2001-2004	688
-- Rachel Roupe	2022-Present	680

Runs

1) Amber Bishop-Riley	2017-2021	199
2) Jessica Moore	2005-2007	191
3) Autumn Bishop	2017-2021	178
4) Rachel Roupe	2022-Present	169
5) Stacy Radulovich	1996-1999	167
6) Tori Zavodny	2015-2018	153
7) Katie Zavodny	2011-2014	131
8) Sarah Robertson	2016-2019	130
9) Mary Claire Wilson	2021-2024	125
10) KK Madrey	2023-Present	117
11T) Kelly Strickland	2009-2012	114
11T) Sammi Shivock	2011-2014	114
11T) Devyn Howard	2021-2023	114
14T) Libi Cook	1996-1999	113
14T) J'nae Jefferson	2007-2010	113
14T) Caroline Hudson	2020-2023	113
17) Kara Canetto	2019-2022	112
18) Kelby Allen	2012-2015	110
19) Alexia Taylor	2015-2018	109
20T) Ashley Williams	2005-2008	108
20T) Madison Via	2017-2021	108
22) Jaclyn Amader	2016-2019	105
23) Gina Miller	1996-1999	104
24) Dawn Jeffs	2006-2007	102
25) Sonja Keith	1996-1999	101

Stolen Bases

1) Katie Zavodny	2011-2014	111
2) KK Madrey	2023-Present	89
3) Stacy Radulovich	1996-1999	80
4) Tori Zavodny	2015-2018	76
5) Libi Cook	1996-1999	66
6) Blair Lawrence	2013-2016	60
7) Susan Naylor	1994-1996	54
8) Madison Via	2017-2021	51
9) Jaclyn Amader	2016-2019	47
10) Sarah Robertson	2016-2019	44

Doubles

1) Autumn Bishop	2017-2021	74
2) Amber Bishop-Riley	2017-2021	62
3) Rachel Roupe	2022-Present	53
4) Ashley Williams	2005-2008	52
5) Sarah Robertson	2016-2019	50
6T) Shannon Tanski	1995-1997	47
6T) Alexia Taylor	2015-2018	47
8) Amanda Maska	2002-2004	46
9) Jessica Moore	2005-2007	41
10) Beth Bennett	2006-2009	40

Triples

1) Stacy Radulovich	1996-1999	31
2) Tori Zavodny	2015-2018	15
3) Libi Cook	1996-1999	14
4T) Jessica Moore	2005-2007	10
4T) Jaclyn Amader	2016-2019	10
6T) Shannon McKain	2005-2008	9
6T) Madison Via	2018-2021	9
8) Mary Claire Wilson	2021-2024	8
9T) Gina Miller	1996-1999	7
9T) Sarah Robertson	2016-2019	7
9T) Autumn Bishop	2017-2021	7
-- Rachel Roupe	2022-Present	5

Home Runs

1) Amber Bishop-Riley	2017-2021	68
2) Rachel Roupe	2022-Present	60
3) Jessica Moore	2005-2007	58
4) Kelly Strickland	2009-2012	45
5) Ashley Williams	2005-2008	44
6) Shannon Tanski	1995-1997	37
7) Caroline Hudson	2020-2023	35
8) Kelby Allen	2012-2015	27
9T) Sammi Shivock	2011-2014	26
9T) Autumn Bishop	2017-2021	26
11T) Shannon McKain	2005-2008	25
11T) Amanda Maska	2002-2004	25
11T) Beth Bennett	2006-2009	25

Total Bases

1) Amber Bishop-Riley	2017-2021	605
2) Rachel Roupe	2022-Present	468
3) Jessica Moore	2005-2007	464
4) Autumn Bishop	2017-2021	438
5) Ashley Williams	2005-2008	435
6) Stacy Radulovich	1996-1999	347
7) Shannon Tanski	1995-1997	346
8) Kelly Strickland	2009-2012	340
9) Caroline Hudson	2020-2023	326
10T) Kelby Allen	2012-2015	325
10T) Sarah Robertson	2016-2019	325

Extra-Base Hits

1) Amber Bishop-Riley	2017-2021	133
2) Rachel Roupe	2022-Present	118
3) Jessica Moore	2005-2007	109
4) Autumn Bishop	2017-2021	107
5) Ashley Williams	2005-2008	97
6) Shannon Tanski	1995-1997	85
7) Amanda Maska	2002-2004	76
8T) Stacy Radulovich	1996-1999	74
8T) Caroline Hudson	2020-2023	74
10) Kelly Strickland	2009-2012	69

Runs Batted In

1) Amber Bishop-Riley	2017-2021	222
2) Rachel Roupe	2022-Present	200
3) Ashley Williams	2005-2008	168
4) Autumn Bishop	2017-2021	150
5T) Shannon Tanski	1995-1997	149
5T) Kelly Strickland	2009-2012	149
7) Jessica Moore	2005-2007	141
8) Caroline Hudson	2020-2023	135
9T) Beth Bennett	2006-2009	126
9T) Sarah Robertson	2016-2019	126
11) Alexia Taylor	2015-2018	122
12) Kelby Allen	2012-2015	120
13) Meredith Hollyfield	1998-2001	114
14) Sammi Shivock	2011-2014	109

Walks (Batting)

1) Rachel Roupe	2022-Present	125
2) Autumn Bishop	2017-2021	108
3) Jessica Moore	2005-2007	100
4) Stacy Radulovich	1996-1999	97
5) Beth Bennett	2006-2008	95
6) Sarah Robertson	2016-2019	91
7) Tori Zavodny	2015-2018	85
8) Amber Bishop-Riley	2017-2021	66
9T) Ashley Bensinger	2009-2011	64
9T) Shannon McKain	2005-2008	64

Sacrifice Flies

1) Autumn Bishop	2017-2021	16
2) Rachel Craine	2022-Present	12
3T) Alexia Taylor	2015-2018	10
3T) Rachel Roupe	2022-Present	10
5) Devyn Howard	2021-Present	9
6) Kaylee West	2009-2012	8
7T) Deirdra See	2016-2019	7
7T) Caroline Hudson	2020-2023	7
7T) Brynn McManus	2023-Present	7
10T) Beth Bennett	2006-2009	6
10T) Kelby Allen	2012-2015	6
10T) Tori Zavodny	2015-2018	6
10T) KK Madrey	2023-Present	6
-- Savannah Woodard	2023-Present	5
-- Savannah Jessee	2023-Present	5
-- Brooke Roberts	2024-Present	5

Pitching Appearances (1994-Present)

1) Julia DiMartino	2016-2019	178
2) Chandler Ball	2012-2016	162
3) Sarah Ellis	2006-2009	151
4) Tiffani Smith	2008-2011	144
5) Sarah Swor	2004-2007	141
6) Karlie Keeney	2020-2023	135
7) Leslie Inge	1997-2000	124
8) Katie Phillips	1996-1999	121
9) Terra Lowe	2004-2007	118
10) Chase Cassidy	2016-2019	115

Pitching Starts

1) Julia DiMartino	2016-2019	112
1) Leslie Inge	1997-2000	104
3) Sarah Swor	2004-2007	100
4) Katie Phillips	1996-1999	94
5T) Tiffani Smith	2008-2011	91
5T) Chandler Ball	2012-2016	91
7) Sarah Ellis	2006-2009	90
8) Karlie Keeney	2020-2023	86
9) Dawn Bailey	1984-1986	84
10) Terra Lowe	2004-2007	83

Complete Games

1) Leslie Inge	1997-2000	85
2) Katie Phillips	1996-1999	81
3) Dawn Bailey	1984-1986	75
4) Julia DiMartino	2016-2019	72
5T) Sarah Swor	2004-2007	64
5T) Ali Thompson	2001-2003	64
7) Karlie Keeney	2020-2023	58
8) Sarah Ellis	2006-2009	56
9) Susan Naylor	1994-1996	49
10) Chandler Ball	2012-2016	46

Innings Pitched

1) Julia DiMartino	2016-2019	817.1
2) Leslie Inge	1997-2000	703.0
3) Karlie Keeney	2020-2023	658.0
4) Sarah Swor	2004-2007	657.0
5) Sarah Ellis	2006-2009	649.1
6) Chandler Ball	2012-2016	644.2
7) Katie Phillips	1996-1999	631.1
8) Tiffani Smith	2008-2011	602.2
9) Dawn Bailey	1984-1986	535.0
10) Terra Lowe	2004-2007	533.1

Wins

1) Julia DiMartino	2016-2019	87
2) Karlie Keeney	2020-2023	68
3) Katie Phillips	1996-1999	62
4) Leslie Inge	1997-2000	59
5) Tiffani Smith	2008-2011	51
6) Sarah Swor	2004-2007	48
7T) Sarah Ellis	2006-2009	44
7T) Chandler Ball	2012-2016	44
9) Terra Lowe	2004-2007	43
10) Chase Cassidy	2016-2019	39
-- Elena Escobar	2024-Present	35

Strikeouts

1) Julia DiMartino	2016-2019	761
2) Tiffani Smith	2008-2011	573
3) Sarah Swor	2004-2007	489
4) Terra Lowe	2004-2007	474
5) Ali Thompson	2001-2003	446
6) Katie Phillips	1996-1999	437
7) Chase Cassidy	2016-2019	434
8) Leslie Inge	1997-2000	427
9) Sarah Ellis	2006-2009	418
10) Chandler Ball	2012-2016	404

Shutouts

1) Julia DiMartino	2016-2019	30
2) Katie Phillips	1996-1999	23
3) Leslie Inge	1997-2000	21
4) Karlie Keeney	2020-2023	17
5) Emily Kirby	2018-2022	16
6) Chase Cassidy	2016-2019	14
7) Ali Thompson	2001-2003	13
8T) Sarah Swor	2004-2007	12
8T) Tiffani Smith	2008-2011	12
10) Amy Csider	1998-2001	11

Saves

1) Julia DiMartino	2016-2019	15
2) Sarah Swor	2004-2007	10
3T) Sarah Ellis	2006-2009	8
3T) Tiffani Smith	2008-2011	8
5) Katie Phillips	1996-1999	7
6) Karlie Keeney	2020-2023	6
6T) Terra Lowe	2004-2007	5
8T) Leslie Inge	1997-2000	4
8T) Chandler Ball	2012-2016	4
-- Paige Bachman	2022-Present	3

ERA (Min. 400 IP)

1) Katie Phillips	1996-1999	1.59
2) Julia DiMartino	2016-2019	1.78
3) Leslie Inge	1997-2000	1.97
4) Ali Thompson	2001-2003	2.01
5) Karlie Keeney	2020-2023	2.34
6) Dawn Bailey	1984-1986	2.67
7) Sarah Ellis	2006-2009	2.77
8) Sarah Swor	2004-2007	2.83
9) Chase Cassidy	2016-2019	2.85
10) Tiffani Smith	2008-2011	2.86

Liberty Softball Season Records Watch

Hits			Stolen Bases			Innings Pitched		
1) Dawn Jeffs	2007	91	1) KK Madrey	2025	46	1) Karlie Keeney	2023	261.2
2) Dawn Jeffs	2006	86	2) Katie Zavodny	2013	41	2) Leslie Inge	2000	244.1
3) Amber Bishop	2017	85	3) Stacy Radulovich	1996	39	3) Julia DiMartino	2018	240.2
4) Jessica Moore	2006	81	4) Katie Zavodny	2014	32	4) Jennifer Hurley	2002	229.1
5) Alycia Stevens	1995	77	5) Libi Cook	1999	30	5) Dawn Bailey	1984	216.2
6T) Stacy Radulovich	1996	76	6) Tori Zavodny	2016	29	6T) Chandler Ball	2015	210.0
6T) Katie Zavodny	2013	76	7T) Katie Zavodny	2011	26	6T) Katrina Johnson	2011	210.0
6T) Amber Bishop	2018	76	7T) KK Madrey	2023	26	6T) Julia DiMartino	2019	210.0
9T) Jessica Moore	2007	75	9) Susan Naylor	1994	25	9) Sarah Ellis	2009	209.2
9T) Kara Canetto	2021	75	10T) Tori Zavodny	2015	24	10) Sarah Ellis	2008	203.1
-- KK Mdarey	2025	64	10T) Blair Lawrence	2015	24			
-- Rachel Roupe	2025	62	At Bats			ERA (Min. 100 IP)		
-- Savannah Woodard	2025	60	1) Amber Blshop	2017	228	1) Dawn Bailey	1986	1.13
Runs			2) Dawn Jeffs	2006	224	2) Leslie Inge	1999	1.15
1) Jessica Moore	2006	74	3) Dawn Jeffs	2007	223	3) Katie Phillips	1999	1.19
2) Jessica Moore	2007	64	4) Sarah Robertson	2017	217	4) Julia DiMartino	2019	1.20
3) Dawn Jeffs	2007	55	5) Ashley Williams	2006	215	5) Katie Phillips	1998	1.31
4T) Amber Bishop	2017	55	6) Amber Bishop	2018	208	6) Chase Cassidy	2019	1.50
4T) Jessica Moore	2005	53	8T) Ashley Williams	2007	205	7) Katie Phillips	1997	1.66
4T) Stacy Radulovich	1996	53	8T) Caroline Hudson	2022	205	8) Leslie Inge	2000	1.69
4T) <i>Devyn Howard</i>	2022	53	10T) Jessica Moore	2006	203	9) Ali Thompson	2003	1.70
8T) J'nae Jefferson	2010	50	10T) Amber Bishop	2019	203	10) Julia DiMartino	2018	1.72
8T) Tori Zavodny	2016	50				Wins		
10T) Libi Cook	1999	49	Sacrifice Flies			1) Julia DiMartino	2018	29
10T) Rachel Roupe	2025	49	1) Autumn Bishop	2018	7	2) Karlie Keeney	2023	27
10T) KK Madrey	2025	49	2) Devyn Howard	2022	6	3T) Leslie Inge	2000	22
-- Savannah Woodard	2025	48	3) Brynn McManus	2025	5	3T) Julia DiMartino	2017	22
Runs Batted In			4T) Kaylee West	2010	4	5T) Katie Phillips	1997	20
1) Amber Bishop	2017	66	4T) Kelly Strickland	2010	4	5T) Tiffani Smith	2010	20
2) Rachel Roupe	2025	63	4T) Ashley Bensingier	2011	4	5T) Chandler Ball	2015	20
3) Ashley Williams	2006	61	4T) Jenny Law	2011	4	8T) Karlie Keeney	2022	19
4) Meredith Hollyfield	2000	60	4T) Deidra See	2017	4	8T) Julia DiMartino	2019	19
5) Kelly Strickland	2010	56	4T) Alexia Taylor	2018	4	8T) Elena Escobar	2025	19
6T) Jessica Moore	2007	54	4T) Autumn Bishop	2019	4	Shutouts		
6T) Shannon Tanski	1997	54	4T) Autumn Bishop	2021	4	1) Julia DiMartino	2018	10
6T) Shannon Tanski	1996	54	4T) <i>Rachel Roupe</i>	2022	4	2) Emily Kirby	2021	9
9) Caroline Hudson	2022	53	4T) <i>Rachel Craine</i>	2024	4	3) Leslie Inge	1999	8
10T) Jessica Moore	2005	51	4T) Savannah Jessee	2025	4	4T) Katie Phillips	1997	7
10T) Caroline Hudson	2023	51	4T) Brooke Roberts	2025	4	4T) Julia DiMartino	2016	7
12) <i>Rachel Roupe</i>	2023	50	4T) Rachel Roupe	2025	4	4T) Julia DiMartino	2017	7
Doubles			-- Rachel Craine	2025	3	4T) Karlie Keeney	2022	7
1) Autumn Bishop	2018	25	-- Paige Doerr	2025	3	8T) Julia DiMartino	2019	6
2T) Shannon Tanski	1996	21	-- KK Madrey	2025	3	8T) Katie Phillips	1999	6
2T) Amber Bishop	2018	21	-- Savannah Woodard	2025	3	8T) Emily Kirby	2022	6
2T) Autumn Bishop	2021	21	Walks			-- Elena Escobar	2025	5
5) Dawn Jeffs	2006	20	1) <i>Rachel Roupe</i>	2024	48	Saves		
6) Amanda Maska	2002	19	2) Jessica Moore	2007	46	1T) Julia DiMartino	2018	6
7) Rachel Roupe	2025	18	3) Devyn Howard	2022	37	1T) Julia DiMartino	2019	6
8T) Caroline Hudson	2023	17	4T) Ashley Bensingier	2010	36	3T) Sarah Ellis	2008	4
8T) <i>Rachel Roupe</i>	2024	17	4T) Rachel Roupe	2025	36	3T) Sarah Ellis	2007	4
10T) Amanda Maska	2004	16	6) Stacy Radulovich	1999	35	5T) Katie Phillips	1996	3
10T) Shannon Tanski	1997	16	7) Jessica Moore	2006	34	5T) Tiffani Smith	2010	3
10T) Sarah Robertson	2017	16	8) Denay Griffin	2022	33	5T) Sarah Swor	2005	3
10T) Sarah Robertson	2018	16	9T) Karen Etling	1985	30	5T) Sarah Swor	2006	3
10T) Amber Bishop	2019	16	9T) Cheryl Wyrick	2001	30	5T) Sarah Swor	2007	3
10T) Emily Sweat	2021	16	-- Brynn McManus	2025	25	5T) Chandler Ball	2016	3
-- Brynn McManus	2025	14	-- Savannah Woodard	2025	25	5T) Julia DiMartino	2017	3
Triples			Extra-Base Hits			5T) Karlie Keeney	2021	3
1) Stacy Radulovich	1997	9	1T) Jessica Moore	2006	39	5T) <i>Kaylan Yoder</i>	2024	3
2) Stacy Radulovich	1998	8	1T) Rachel Roupe	2025	39	5T) Paige Bachman	2025	3
3T) Stacy Radulovich	1999	7	3) Jessica Moore	2005	37	-- Elena Escobar	2025	2
3T) Libi Cook	1997	7	4T) Autumn Bishop	2018	35	Strikeouts		
3T) Stacy Radulovich	1996	7	4T) <i>Rachel Roupe</i>	2024	35	1) Julia DiMartino	2018	230
3T) Jaclyn Amader	2018	7	6T) Amber Bishop-Riley	2018	34	2) Ali Thompson	2003	218
3T) Jessica Moore	2005	5	6T) Autumn Bishop	2021	34	3) Tiffani Smith	2010	211
7T) Jessica Moore	2005	5	6T) Shannon Tanski	1996	34	4) Julia DiMartino	2016	187
7T) Rachel Nelson	1994	5	9T) Jessica Moore	2007	33	5) Julia DiMartino	2017	175
7T) Alycia Stevens	1995	5	9T) Shannon Tanski	1997	33	6) Tiffani Smith	2009	174
7T) Tori Zavodny	2016	5	Hitting Streaks			7) Terra Lowe	2007	170
7T) Madison Via	2019	5	1T) Alycia Stevens	1995	23	8) Julia DiMartino	2019	169
			1T) Katie Zavodny	2013	23	9T) Sarah Ellis	2009	157
			3T) Autumn Bishop	2018	20	9T) Sarah Swor	2005	157
			3T) Beth Bennett	2008	17	-- Elena Escobar	2025	140
			5T) Libi Cook	1997	16	Complete Games		
			5T) Caroline Hudson	2023	16	1) Leslie Inge	2000	31
			7T) Ashley Bensingier	2011	15	2) Karlie Keeney	2023	27
			7T) Amanda Maska	2004	15	3T) Dawn Bailey	1984	26
			7T) Autumn Bishop	2017-18	15	3T) Dawn Bailey	1986	26
			7T) Kara Canetto	2021	15	3T) Katie Phillips	1997	26
			-- Paige Doerr	2025	13	3T) Julia DiMartino	2018	26
			-- Rachel Roupe	2025	11	7T) Susan Naylor	1994	25
			-- Savannah Woodard	2025	11	7T) Ali Thompson	2003	25
			Reached Base Streaks			9T) Dawn Bailey	1986	23
			1) Jessica Moore	2007	32	9T) Leslie Inge	1997	23
			2) Katie Zavodny	2013	30			
			3) Autumn Bishop	2021	28			
			4) Stacy Radulovich	1996-97	26			
			5) J'Nae Jefferson	2010	25			
			6T) Alycia Stevens	1995	23			
			6T) Cheryl Wyrick	2000	23			
			6T) Amber Bishop-Riley	2021	23			
			9T) Stacy Radulovich	1998	22			
			9T) Beth Bennett	2008	22			
			-- Savannah Woodard	2025	19			
			-- Rachel Roupe	2025	16			
			-- Paige Doerr	2025	13			
			-- KK Madrey	2025	13			
			-- Rachel Craine	2025	11			
Home Runs								
1) Jessica Moore	2006	21						
2) Rachel Roupe	2025	20						
3T) Jessica Moore	2007	19						
3T) Amber Bishop-Riley	2021	19						
5) Jessica Moore	2005	18						
6T) Shannon Tanski	1997	17						
6T) Caroline Hudson	2022	17						
6T) <i>Rachel Roupe</i>	2024	17						
9) Kelly Strickland	2011	16						
10T) Dawn Jeffs	2007	15						
10T) Kelly Strickland	2010	15						
10T) Amber Bishop	2017	15						
10T) Caroline Hudson	2023	15						
10T) <i>Rachel Roupe</i>	2023	15						
Total Bases								
1) Jessica Moore	2006	165						
2) Dawn Jeffs	2007	152						
3) Jessica Moore	2005	151						
4) Jessica Moore	2007	148						
5) Amber Bishop-Riley	2021	142						
5T) Rachel Roupe	2025	142						
7) Amber Bishop	2017	141						
8T) Shannon Tanski	1997	134						
8T) Amber Bishop	2018	134						
10T) Caroline Hudson	2022	133						
10T) <i>Rachel Roupe</i>	2024	133						

STARTERS BY BATTING ORDER

Date	OPP	1st	2nd	3rd	4th	5th	6th	7th	8th	9th
2/7	vs. Radford	Woodard	Roupe	McManus	Jessee	Doerr	Craine	Roberts	Madrey	Whatley
2/7	vs. Louisville	Woodard	Roupe	McManus	Jessee	Doerr	Craine	Roberts	Madrey	Whatley
2/8	vs. Cleveland St.	Woodard	Roupe	McManus	Jessee	Doerr	Craine	Roberts	Madrey	Byrum
2/8	vs. Rutgers	Woodard	Roupe	McManus	Roberts	Doerr	Craine	Byrum	Madrey	Carrasquillo
2/9	vs. Rutgers	Woodard	Roupe	McManus	Roberts	Craine	Doerr	Jessee	Madrey	Whatley
2/12	at UCF	Woodard	Roupe	McManus	Roberts	Doerr	Craine	Jessee	Madrey	Byrum
2/14	vs. Charlotte	Woodard	Roupe	McManus	Roberts	Doerr	Jessee	Madrey	Craine	Whatley
2/14	vs. Alabama	Woodard	Roupe	McManus	Roberts	Doerr	Jessee	Madrey	Craine	Whatley
2/15	vs. Missouri	Woodard	Roupe	McManus	Roberts	Doerr	Jessee	Madrey	Craine	Whatley
2/15	vs. Wichita St.	Woodard	Roupe	McManus	Roberts	Doerr	Jessee	Madrey	Craine	Whatley
2/16	vs. Auburn	Woodard	Roupe	McManus	Roberts	Henault	Doerr	Jessee	Madrey	Whatley
2/21	Charleston So.	Woodard	Roupe	McManus	Roberts	Doerr	Madrey	Jessee	Craine	Whatley
2/22	Saint Joseph's	Woodard	Roupe	McManus	Roberts	Doerr	Madrey	Jessee	Craine	Whatley
2/23	Hofstra	Woodard	Roupe	McManus	Roberts	Henault	Madrey	Doerr	Carrasquillo	Byrum
2/23	Radford	Woodard	Roupe	McManus	Roberts	Doerr	Madrey	Craine	Jessee	Whatley
2/26	Virginia Tech	Woodard	Roupe	McManus	Roberts	Doerr	Madrey	Henault	Jessee	Whatley
2/28	Drexel	Woodard	Roupe	McManus	Roberts	Doerr	Madrey	Byrum	Carrasquillo	Craine
2/28	Georgetown	Woodard	Roupe	McManus	Roberts	Doerr	Madrey	Whatley	Jessee	Craine
3/1	Lehigh	Woodard	Roupe	McManus	Roberts	Doerr	Madrey	Jessee	Craine	Whatley
3/1	Appalachian St.	Woodard	Roupe	McManus	Roberts	Doerr	Madrey	Jessee	Craine	Whatley
3/4	James Madison	Woodard	Roupe	McManus	Roberts	Doerr	Madrey	Craine	Jessee	Whatley
3/7	Kennesaw St.*	Woodard	Roupe	McManus	Roberts	Doerr	Madrey	Craine	Jessee	Whatley
3/8	Kennesaw St.*	Woodard	Roupe	McManus	Roberts	Doerr	Madrey	Henault	Jessee	Whatley
3/9	Kennesaw St.*	Woodard	Roupe	McManus	Whatley	Doerr	Madrey	Roberts	Carrasquillo	Craine
3/11	at Marshall	Woodard	Roupe	McManus	Whatley	Doerr	Madrey	Roberts	Carrasquillo	Craine
3/14	at WKU*	Woodard	Roupe	McManus	Whatley	Madrey	Doerr	Roberts	Jessee	Craine
3/14	at WKU*	Woodard	Roupe	McManus	Carrasquillo	Henault	Whatley	Madrey	Roberts	Doerr
3/18	at Duke	Woodard	Roupe	McManus	Whatley	Jessee	Madrey	Doerr	Roberts	Craine
3/18	at Duke	Woodard	Roupe	McManus	Carrasquillo	Henault	Doerr	Madrey	Roberts	Byrum
3/19	at North Carolina	Woodard	Roupe	Doerr	McManus	Madrey	Roberts	Jessee	Craine	Whatley
3/21	at Jax State*	Woodard	Roupe	Doerr	McManus	Roberts	Madrey	Craine	Jessee	Whatley
3/22	at Jax State*	Woodard	Roupe	Roberts	McManus	Whatley	Madrey	Doerr	Carrasquillo	Craine
3/23	at Jax State*	Woodard	Roupe	Roberts	McManus	Whatley	Madrey	Doerr	Jessee	Craine
3/26	Longwood	Woodard	Roupe	Roberts	McManus	Whatley	Madrey	Doerr	Carrasquillo	Craine
3/28	UTEP*	Woodard	Roupe	Roberts	McManus	Whatley	Madrey	Doerr	Jessee	Craine
3/29	UTEP*	Woodard	Roupe	Roberts	McManus	Whatley	Madrey	Doerr	Carrasquillo	Craine
3/29	UTEP*	Woodard	Roupe	Roberts	McManus	Byrum	Madrey	Doerr	Jessee	Craine
4/2	at Virginia Tech	Woodard	Roupe	Roberts	McManus	Whatley	Madrey	Doerr	Jessee	Craine
4/4	Middle Tenn.*	Woodard	Roupe	Roberts	McManus	Byrum	Madrey	Doerr	Jessee	Craine
4/5	Middle Tenn.*	Woodard	Roupe	McManus	Carrasquillo	Whatley	Madrey	Doerr	Roberts	Craine
4/5	Middle Tenn.*	Woodard	Roupe	McManus	Whatley	Madrey	Doerr	Roberts	Jessee	Craine
4/8	Virginia	Woodard	Roupe	McManus	Roberts	Madrey	Doerr	Craine	Jessee	Whatley
4/11	at NM State*	Woodard	Roupe	McManus	Roberts	Madrey	Doerr	Craine	Jessee	Whatley
4/12	at NM State*	Woodard	Roupe	McManus	Roberts	Madrey	Doerr	Craine	Jessee	Byrum
4/13	at NM State*	Woodard	Roupe	McManus	Roberts	Madrey	Doerr	Craine	Jessee	Byrum
4/17	Sam Houston*	Woodard	Roupe	McManus	Roberts	Madrey	Doerr	Craine	Jessee	Byrum
4/18	Sam Houston*	Woodard	Roupe	McManus	Roberts	Madrey	Doerr	Craine	Jessee	Byrum
4/19	Sam Houston*	Woodard	Roupe	McManus	Roberts	Madrey	Doerr	Carrasquillo	Craine	Byrum
4/25	at LA Tech*	Woodard	Roupe	McManus	Roberts	Madrey	Doerr	Craine	Jessee	Whatley
4/26	at LA Tech*	Woodard	Roupe	McManus	Roberts	Madrey	Doerr	Craine	Jessee	Whatley
4/27	at LA Tech*	Woodard	Roupe	McManus	Roberts	Madrey	Doerr	Craine	Carrasquillo	Whatley
4/30	at Virginia	Woodard	Roupe	McManus	Roberts	Madrey	Doerr	Craine	Jessee	Whatley
5/2	FIU*	Woodard	Roupe	McManus	Roberts	Madrey	Doerr	Craine	Jessee	Byrum
5/3	FIU*	Woodard	Roupe	McManus	Roberts	Madrey	Doerr	Craine	Jessee	Byrum
5/4	FIU*	Woodard	Roupe	Henault	Roberts	Madrey	Doerr	Craine	Jessee	Byrum

STARTERS BY POSITION

Date	OPP	C	1B	2B	3B	SS	LF	CF	RF	DP	P
2/7	vs. Radford	Jessee	Roberts	Woodard	Craine	Whatley	Doerr	Madrey	Roupe	McManus	Yoder
2/7	vs. Louisville	Jessee	Roberts	Woodard	Craine	Whatley	Doerr	Madrey	Roupe	McManus	Escobar
2/8	vs. Cleveland St.	Jessee	Roberts	Woodard	Craine	Byrum	Doerr	Madrey	Roupe	McManus	Bachman
2/8	vs. Rutgers	Carrasquillo	Roberts	Woodard	Craine	Byrum	Doerr	Madrey	Roupe	McManus	Oubre
2/9	vs. Rutgers	Jessee	Roberts	Woodard	Craine	Whatley	Doerr	Madrey	Roupe	McManus	Allen
2/12	at UCF	Jessee	Roberts	Woodard	Craine	Byrum	Doerr	Madrey	Roupe	McManus	Escobar
2/14	vs. Charlotte	Jessee	Roberts	Woodard	Craine	Whatley	Doerr	Madrey	Roupe	McManus	Oubre
2/14	vs. Alabama	Jessee	Roberts	Woodard	Craine	Whatley	Doerr	Madrey	Roupe	McManus	Bachman
2/15	vs. Missouri	Jessee	Roberts	Woodard	Craine	Whatley	Doerr	Madrey	Roupe	McManus	Escobar
2/15	vs. Wichita St.	Jessee	Roberts	Woodard	Craine	Whatley	Doerr	Madrey	Roupe	McManus	Bachman
2/16	vs. Auburn	Jessee	Roberts	Woodard	Henault	Whatley	Doerr	Madrey	Roupe	McManus	Yoder
2/21	Charleston So.	Jessee	Roberts	Woodard	Craine	Whatley	Doerr	Madrey	Roupe	McManus	Oubre
2/22	Saint Joseph's	Jessee	Roberts	Woodard	Craine	Whatley	Doerr	Madrey	Roupe	McManus	Yoder
2/23	Hofstra	Carrasquillo	Roberts	Woodard	Henault	Byrum	Doerr	Madrey	Roupe	McManus	Allen
2/23	Radford	Jessee	Roberts	Woodard	Craine	Whatley	Doerr	Madrey	Roupe	McManus	Escobar
2/26	Virginia Tech	Jessee	Roberts	Woodard	Henault	Whatley	Doerr	Madrey	Roupe	McManus	Allen
2/28	Drexel	Carrasquillo	Roberts	Woodard	Craine	Whatley	Doerr	Madrey	Roupe	McManus	Yoder
2/28	Georgetown	Jessee	Roberts	Woodard	Craine	Whatley	Doerr	Madrey	Roupe	McManus	Escobar
3/1	Lehigh	Jessee	Roberts	Woodard	Craine	Whatley	Doerr	Madrey	Roupe	McManus	Oubre
3/1	Appalachian St.	Jessee	Roberts	Woodard	Craine	Whatley	Doerr	Madrey	Roupe	McManus	Bachman
3/4	James Madison	Jessee	Roberts	Woodard	Craine	Whatley	Doerr	Madrey	Roupe	McManus	Escobar
3/7	Kennesaw St.*	Jessee	Roberts	Woodard	Craine	Whatley	Doerr	Madrey	Roupe	McManus	Bachman
3/8	Kennesaw St.*	Jessee	Roberts	Woodard	Henault	Whatley	Doerr	Madrey	Roupe	McManus	Yoder
3/9	Kennesaw St.*	Carrasquillo	Roberts	Woodard	Craine	Whatley	Doerr	Madrey	Roupe	McManus	Escobar
3/11	at Marshall	Carrasquillo	Roberts	Woodard	Craine	Whatley	Doerr	Madrey	Roupe	McManus	Bachman
3/14	at WKU*	Jessee	Roberts	Woodard	Craine	Whatley	Doerr	Madrey	Roupe	McManus	Escobar
3/14	at WKU*	Carrasquillo	Roberts	Woodard	Henault	Whatley	Doerr	Madrey	Roupe	McManus	Bachman
3/18	at Duke	Jessee	Roberts	Woodard	Craine	Whatley	Doerr	Madrey	Roupe	McManus	Escobar
3/18	at Duke	Carrasquillo	Roberts	Woodard	Henault	Byrum	Doerr	Madrey	Roupe	McManus	Yoder
3/19	at North Carolina	Jessee	Roberts	Woodard	Craine	Whatley	Doerr	Madrey	Roupe	McManus	Escobar
3/21	at Jax State*	Jessee	Roberts	Woodard	Craine	Whatley	Doerr	Madrey	Roupe	McManus	Escobar
3/22	at Jax State*	Carrasquillo	Roberts	Woodard	Craine	Whatley	Doerr	Madrey	Roupe	McManus	Yoder
3/23	at Jax State*	Jessee	Roberts	Woodard	Craine	Whatley	Doerr	Madrey	Roupe	McManus	Allen
3/26	Longwood	Carrasquillo	Roberts	Woodard	Craine	Whatley	Doerr	Madrey	Roupe	McManus	Oubre
3/28	UTEP*	Jessee	Roberts	Woodard	Craine	Whatley	Doerr	Madrey	Roupe	McManus	Escobar
3/29	UTEP*	Carrasquillo	Roberts	Woodard	Craine	Whatley	Doerr	Madrey	Roupe	McManus	Yoder
3/29	UTEP*	Jessee	Roberts	Woodard	Craine	Byrum	Doerr	Madrey	Roupe	McManus	Bachman
4/2	at Virginia Tech	Jessee	Roberts	Woodard	Craine	Whatley	Doerr	Madrey	Roupe	McManus	Escobar
4/4	Middle Tenn.*	Jessee	Roberts	Woodard	Craine	Byrum	Doerr	Madrey	Roupe	McManus	Yoder
4/5	Middle Tenn.*	Carrasquillo	Roberts	Woodard	Craine	Whatley	Doerr	Madrey	Roupe	McManus	Escobar
4/5	Middle Tenn.*	Jessee	Roberts	Woodard	Craine	Whatley	Doerr	Madrey	Roupe	McManus	Bachman
4/8	Virginia	Jessee	Roberts	Woodard	Craine	Whatley	Doerr	Madrey	Roupe	McManus	Escobar
4/11	at NM State*	Jessee	Roberts	Woodard	Craine	Whatley	Doerr	Madrey	Roupe	McManus	Escobar
4/12	at NM State*	Jessee	Roberts	Woodard	Craine	Byrum	Doerr	Madrey	Roupe	McManus	Yoder
4/13	at NM State*	Jessee	Roberts	Woodard	Craine	Byrum	Doerr	Madrey	Roupe	McManus	Bachman
4/17	Sam Houston*	Jessee	Roberts	Woodard	Craine	Byrum	Doerr	Madrey	Roupe	McManus	Yoder
4/18	Sam Houston*	Jessee	Roberts	Woodard	Craine	Byrum	Doerr	Madrey	Roupe	McManus	Yoder
4/19	Sam Houston*	Carrasquillo	Roberts	Woodard	Craine	Byrum	Doerr	Madrey	Roupe	McManus	Escobar
4/25	at LA Tech*	Jessee	Roberts	Woodard	Craine	Whatley	Doerr	Madrey	Roupe	McManus	Yoder
4/26	at LA Tech*	Jessee	Roberts	Woodard	Craine	Whatley	Doerr	Madrey	Roupe	McManus	Bachman
4/27	at LA Tech*	Carrasquillo	Roberts	Woodard	Craine	Whatley	Doerr	Madrey	Roupe	McManus	Escobar
4/30	at Virginia	Jessee	Roberts	Woodard	Craine	Whatley	Doerr	Madrey	Roupe	McManus	Yoder
5/2	FIU*	Jessee	Roberts	Woodard	Craine	Byrum	Doerr	Madrey	Roupe	McManus	Bachman
5/3	FIU*	Jessee	Roberts	Woodard	Craine	Byrum	Doerr	Madrey	Roupe	McManus	Escobar
5/4	FIU*	Jessee	Roberts	Woodard	Craine	Byrum	Doerr	Madrey	Roupe	Henault	Yoder

2025 Liberty Softball Radio/TV Spotter Chart



1 • Tyler Oubre
R-Jr. • RHP • R/R • 5-10
Destrehan, La.



2 • Alyssa Henault
Sr. • INF • L/R • 5-6
Wake Forest, N.C.




3 • Danner Allen
Fr. • LHP • L/L • 5-4
Charlotte Court House, Va.



4 • JaMaya Byrum
So. • INF • R/R • 5-4
Henderson, Ky.



5 • Elena Escobar
Sr. • RHP • R/R • 5-7
Spring Hill, Tenn.



6 • Savannah Whatley
R-Jr. • INF • L/R • 5-5
Oakley, Calif.



7 • Aubrey Fulcher
Fr. • OF • R/R • 5-4
Appomattox, Va.



8 • Brynn McManus
Jr. • INF • R/R • 5-7
McMinnville, Ore.



9 • Katie Love
So. • RHP • R/R • 5-7
Pembroke, Va.



10 • Rachel Craine
Sr. • INF • R/R • 5-6
Middletown, Del.



11 • Brooke Roberts
Sr. • INF • L/R • 5-9
Tarpon Springs, Fla.



12 • Savannah Woodard
R-Sr. • INF • L/R • 5-5
Warrior, Ala.



14 • Aubry Norris
Jr. • UTL • R/R • 5-3
Carmel, Ind.



15 • Rachel Roupe
Sr. • OF • R/R • 5-8
Sharpsburg, Md.



16 • Hallie Meeks
Fr. • INF • R/R • 5-7
Fayetteville, Tenn.



18 • Kerissa Howell
So. • INF • R/R • 5-7
Lakeland, Fla.



19 • Lilly Heidorn
Sr. • OF • L/R • 5-6
Marysville, Ohio



20 • Kaylan Yoder
So. • LHP • R/L • 5-5
Greenwood, Del.



21 • Vanessa Perez
R-Fr. • INF • L/R • 5-6
Temecula, Calif.



22 • Alexia Carrasquillo
Fr. • C • R/R • 5-5
Clermont, Fla.



23 • Brooke Wildes
R-Fr. • INF • R/R • 5-5
Canton, Ga.



24 • Savannah Jessee
R-So. • C • R/R • 5-9
Jonesborough, Tenn.



25 • Felicity Fonseca
Fr. • OF • L/L • 5-3
Port St. Lucie, Fla.



27 • Maci Strickland
Fr. • INF • R/R • 5-5
Dallas, Ga.



28 • Mariah Bazile
R-Fr. • OF • L/L • 5-6
Hazel Green, Ala.



34 • Haley McManus
R-Fr. • RHP • R/R • 5-9
Puya



42 • KK Madrey
Sr. • OF • L/R • 5-7
Newnan, Ga.



46 • Paige Doerr
So. • OF • L/R • 5-9
Coburg, Ore.



51 • Paige Bachman
Sr. • RHP • R/R • 6-2
Fredericksburg, Va.



99 • Madi Bachman
R-Fr. • C • R/R • 5-10
Fredericksburg, Va.




Dr. Dot Richardson
Head Coach - 12th Year
UCLA ('83)



Kasey Fagan
Associate Head Coach - 8th Year
Arkansas ('15)



Sami Fagan
Assistant Coach - 4th Year
Missouri ('16)



Emily Kirby
Assistant Coach - 3rd Year
Liberty ('21)



2025 CUSA SOFTBALL CHAMPIONSHIP

BOWLING GREEN, KY // MAY 7-10 // HOSTED BY WKU



WEDNESDAY, MAY 7

THURSDAY, MAY 8

FRIDAY, MAY 9

SATURDAY, MAY 10



2025 Liberty University Softball
Overall Statistics for Liberty (as of May 04, 2025)
(All games Sorted by Batting avg)

Record: 44-11 Home: 24-3 Away: 13-5 Neutral: 7-3 CUSA: 23-3

Player	avg	gp-gs	ab	r	h	2b	3b	hr	rbi	tb	slg%	bb	hp	so	gdp	ob%	sf	sh	sb-att	po	a	e	fld%	
42 MADREY, KK	.405	55-55	158	49	64	4	2	1	25	75	.475	14	0	14	1	.446	3	3	46-50	78	3	2	.976	
15 ROUPE, Rachel	.385	55-55	161	49	62	18	1	20	63	142	.882	36	5	15	0	.500	4	0	5-6	62	1	1	.984	
46 DOERR, Paige	.356	55-55	149	25	53	5	1	2	18	66	.443	17	1	14	1	.418	3	6	15-17	63	1	2	.970	
6 WHATLEY, Savannah	.354	42-39	96	29	34	8	2	1	19	49	.510	20	1	15	0	.462	2	2	5-5	45	48	10	.903	
12 WOODARD, Savannah	.328	55-55	183	48	60	8	1	7	37	91	.497	25	3	16	0	.411	3	0	7-13	75	79	9	.945	
8 McMANUS, Brynn	.327	55-54	165	28	54	14	1	8	40	94	.570	25	0	22	1	.405	5	0	1-3	3	0	0	1.000	
24 JESSEE, Savannah	.312	42-42	109	11	34	5	0	2	24	45	.413	9	1	8	2	.358	4	2	2-3	258	19	5	.982	
11 ROBERTS, Brooke	.284	55-55	176	32	50	6	0	4	32	68	.386	6	2	9	0	.309	4	1	5-5	318	4	1	.997	
10 CRAINE, Rachel	.263	52-49	118	17	31	9	0	3	20	49	.415	18	2	20	1	.362	3	5	5-7	35	75	10	.917	

22 CARRASQUILLO, Alexia	.341	18-13	41	9	14	3	0	4	15	29	.707	5	0	1	0	.404	1	0	0-0	102	2	0	1.000	
2 HENAULT, Alyssa	.314	33-7	35	14	11	4	1	2	8	23	.657	8	3	5	0	.468	1	1	0-0	5	5	0	1.000	
4 BYRUM, JaMaya	.207	23-16	29	9	6	2	1	1	5	13	.448	8	1	3	0	.385	1	3	1-1	19	35	5	.915	
51 BACHMAN, Paige	.000	2-0	2	0	0	0	0	0	0	0	.000	0	0	1	0	.000	0	0	0-0	0	24	0	1.000	
23 WILDES, Brooke	.000	2-0	1	0	0	0	0	0	0	0	.000	0	0	0	0	.000	0	0	0-0	0	0	0	.000	
3 ALLEN, Danner	.000	1-0	1	0	0	0	0	0	0	0	.000	0	0	1	0	.000	0	0	0-0	0	5	0	1.000	
14 NORRIS, Aubry	.000	30-0	0	13	0	0	0	0	0	0	.000	0	0	0	0	.000	0	0	7-8	0	0	0	.000	
21 PEREZ, Vanessa	.000	1-0	0	0	0	0	0	0	0	0	.000	0	0	0	0	.000	0	0	0-0	0	0	0	.000	
28 BAZILE, Mariah	.000	1-0	0	0	0	0	0	0	0	0	.000	1	0	0	0	1.000	0	0	0-0	0	0	0	.000	
19 HEIDORN, Lilly	.000	26-0	0	16	0	0	0	0	0	0	.000	0	0	0	0	.000	0	0	10-10	0	0	0	.000	
Totals	.332	55	1424	349	473	86	10	55	306	744	.522	192	19	144	6	.410	34	23	109-128	1071	334	47	.968	
Opponents	.216	55	1326	150	287	39	2	32	135	426	.321	154	23	353	13	.307	8	23	26-36	1011	399	69	.953	

LOB - Team (332), Opp (313). DPs turned - Team (19), Opp (18). IBB - Team (1), ROUPE, R. 1. Picked off - McMANUS, B. 1.

(All games Sorted by Earned run avg)

Player	era	w-l	app	gs	cg	sho	sv	ip	h	r	er	bb	so	2b	3b	hr	b/avg	wp	hp	bk	sfa	sha
5 ESCOBAR, Elena	2.08	19-3	27	19	11	5/0	2	124.1	95	45	37	35	140	9	2	17	.209	4	8	0	2	9
20 YODER, Kaylan	2.37	9-4	20	15	3	1/1	0	79.2	54	29	27	59	77	8	0	6	.196	10	9	0	2	8
51 BACHMAN, Paige	2.61	11-3	31	12	4	2/1	3	104.2	107	56	39	36	88	16	0	6	.251	9	6	0	2	1

9 LOVE, Katie	0.00	0-0	1	0	0	0/0	0	0.2	0	0	0	0	1	0	0	0	.000	0	0	0	0	0
3 ALLEN, Danner	1.85	2-1	7	4	1	1/0	1	22.2	12	10	6	9	27	0	0	3	.158	0	0	0	0	4
1 OUBRE, Tyler	1.96	3-0	10	5	1	1/0	0	25.0	19	10	7	15	20	6	0	0	.209	2	0	0	2	1
Totals	2.27	44-11	55	55	20	11/1	6	357.0	287	150	116	154	353	39	2	32	.216	25	23	0	8	23
Opponents	5.84	11-44	55	55	14	2/0	3	337.0	473	349	281	192	144	86	10	55	.332	34	19	0	34	23

PB - Team (9), JESSEE, S. 6, CARRASQUILLO 3, Opp (17). Pickoffs - Team (1), JESSEE, S. 1, Opp (1). SBA/ATT - JESSEE, S. (23-31), ESCOBAR, E. (10-12), YODER, K. (6-10), BACHMAN, P. (7-8), OUBRE, T. (3-5), CARRASQUILLO (3-4), ALLEN, D. (0-1).