



LR MATCHUP V

» 2021-22 SCHEDULE

Date	Opponent	Time/Result
O. 30	at Tennessee^	L, 62-103
N. 12	vs. Emmanuel%	L, 65-80
N. 13	vs. Young Harris%	W, 94-86
N. 17	Wingate*	W, 75-70
N. 20	Lees-McRae	L, 81-84
N. 23	at Coker*	W, 67-64
N. 27	at Limestone*	L, 54-70
D. 1	at Carson-Newman*	L, 57-72
D. 4	at East Tennessee St.^	L, 66-90
D. 11	at Catawba*	L, 89-91 (OT)
D. 15	Anderson*	L, 74-77
D. 18	Tusculum*	L, 49-69
D. 20	Newberry*	L, 65-66
J. 1	#17 Lincoln Memorial*	L, 67-76
J. 5	at #16 Queens*	L, 56-71
J. 8	at #15 Lincoln Memorial*	L, 62-93
J. 12	UVA Wise*	7:30 p.m.
J. 15	Carson-Newman*	4 p.m.
J. 19	at Wingate*	7:30 p.m.
J. 22	Coker*	4 p.m.
J. 26	at Mars Hill*	7:30 p.m.
J. 29	at Tusculum*	4 p.m.
F. 5	Limestone*	4 p.m.
F. 9	Catawba*	7:30 p.m.
F. 12	at Anderson*	4 p.m.
F. 16	at UVA Wise*	7:30 p.m.
F. 19	Mars Hill*	4 p.m.
F. 23	Queens*	7:30 p.m.
F. 26	at Newberry*	4 p.m.

Home games in **RED**

^ Exhibition games

% SAC/Peach Belt/ConfCarolinas Crossover

*SAC game

UVA WISE CAVALIERS (1-13, 0-11 SAC) VS. LENOIR-RHYNE BEARS (3-11, 2-9 SAC)

JAN. 12 | SHUFORD GYM | HICKORY, N.C. | 7:30 P.M.

» THE COACHES

UVA Wise:
Blake Mellinger
Career Record: 61-171 (9th season)
Record at UVA Wise: 61-171 (9th season)

Lenoir-Rhyne:
Everick Sullivan
Career Record: 175-102 (10th year)
Record at Lenoir-Rhyne: 68-76 (6th year)

» BROADCAST INFORMATION

Web: lrbeats.com/watch
SAC Live
Announcers: Eric Bach, Blake Simmons
Broadcast start time: 7:15 PM

All Lenoir-Rhyne home basketball games will be streamed on lrbeats.com/watch with the postgame being uploaded to YouTube and lrbeats.com. All broadcasts go live 15 minutes prior to the scheduled tip time.

» THE SERIES

Overall: Lenoir-Rhyne leads, 3-1
Current streak: L1
In Hickory: 1-1
In Wise: 2-0
Neutral sites: 0-0
Last matchup: UVA Wise 71, LR 70 (2/17/21)
First matchup: LR 80, UVA Wise 68 (2/19/20)
Largest margin of victory: 35, 98-61 (1/13/21)
Smallest margin of victory: 12, 80-68 (2/19/20)

» THE VENUE

Arena: Shuford Memorial Gymnasium
Address: 625 7th Ave.
Hickory, N.C. 28601
Location: Hickory, N.C.
Capacity: 2,300
Built: 1956

» TEAM STAT COMPARISON



72.0	42.5	30.0	88.4	50.1	37.3	34.8	15.4	1.9	5.4	16.8
POINTS	FG %	3PT %	SCORING DEFENSE	FG % DEFENSE	3PT % DEFENSE	REB.	ASSISTS	BLOCKS	STEALS	TO
68.2	42.7	31.3	76.4	48.2	37.0	29.4	13.6	2.9	7.1	10.2

» WEBCAST/RADIO ROSTER




Damion Medwinter
#0 | 6'4" | F | R-So.



Malik LeGania
#1 | 6'5" | G | Jr.



Salle Wilson
#2 | 6'4" | F | Fr.



Marcus Metcalf
#3 | 6'0" | G | R-So.



PJ Joseph
#4 | 6'8" | F | R-Fr.



Jalen Johnson
#5 | 5'11" | G | R-So.



Percy Fyle
#10 | 6'8" | C | So.




Tim Steele
#11 | 6'5" | F | So.



Tyson McClain
#12 | 5'11" | G | R-Sr.




Elijah Shabazz
#13 | 6'5" | G/F | Jr.



Marcus Owens Castrillo
#14 | 6'5" | F | R-So.



Kevin Kangu
#15 | 6'4" | G | Sr.



Colby Beeker
#20 | 6'2" | G | Jr.




TJ Nesmith
#21 | 6'9" | F | Jr.



Nas Tyson
#23 | 6'1" | G | So.



Cooper Fowler
#33 | 6'11" | C | Jr.



Everick Sullivan
Head Coach



Trey Johnson
Assistant Coach



Riley McGillan
Assistant Coach

» NUMERICAL ROSTER

#	Name	Ht.	Wt.	Pos	CL	Hometown
0	Damion Medwinter	6-4	200	F	R-So.	Trumbull, Conn.
1	Malik LeGania	6-5	180	G	Jr.	New Orleans, La.
2	Salle Wilson	6-4	200	F	So.	Baton Rouge, La.
3	Marcus Metcalf	6-0	185	G	R-So.	Goldsboro, N.C.
4	PJ Joseph	6-8	225	F	R-Fr.	Brooklyn, N.Y.
5	Jalen Johnson	5-11	185	G	R-So.	Durham, N.C.
10	Percy Fyle	6-8	200	C	So.	Charlotte, N.C.
11	Tim Steele	6-5	250	F	So.	Conway, S.C.
12	Tyson McClain	5-11	170	G	R-JS.	Spartanburg, S.C.
13	Elijah Shabazz	6-5	215	G/F	Jr.	Raligh, N.C.
14	Marcus Owens Castrillo	6-5	190	F	R-So.	Punta Del Este, Uruguay
15	Kevin Kangu	6-4	185	G	Sr.	Burlington, Canada
20	Colby Beeker	6-2	220	G	Jr.	Durham, N.C.
21	TJ Nesmith	6-9	220	F	Jr.	Burlington, N.C.
23	Nas Tyson	6-1	200	G	Jr.	Wingate, N.C.
33	Cooper Fowler	6-11	275	C	Jr.	Greenville, S.C.

Head Coach: Everick Sullivan; Sixth Season at Lenoir-Rhyne

Assistant Coach: Trey Johnson

Assistant Coach: Riley McGillan

Pronunciations: #1 Le-gone-yuh - #2 Sal - #13 Shu-bah-zz - #14 Cas-tree-o - #15 Kang-goo - #21 Knee-smith





» LENOIR-RHYNE NOTES

SEASON 101

» This is the 101st season of Lenoir-Rhyne men's basketball. The historic program began competition in 1919 but was shut down for two seasons due to World War II. The Bears have won 19 regular season championships and 12 conference tournaments in their history.

» 63 of the first 100 seasons have been winning seasons for the Bears. Last year, the Bears went 9-7 and made it to the SAC Tournament semifinals before falling to Queens.

HISTORIC WIN

» In a 94-86 win over Young Harris, the program notched the 1,400th win in program history.

» Only 29 other NCAA Division II programs have reached that accolade in their history.

TOUGH STRETCH TO START '22

» After losing six straight to close out the 2021 portion of the schedule, LRs schedule presented no favors to the struggling Bears.

» The Bears first three games of 2022 were against #17 LMU, at #16 Queens and then a return trip to #15 LMU in the span of seven days.

» In the NCAA era, Lenoir-Rhyne has never played three straight games against ranked opponents.

EXPECT A SHOOTOUT

» Lenoir-Rhyne and UVA Wise rank amongst the worst defensive teams in Division II so points shouldn't be hard to come by in this

game.

» UVA Wise is allowing opponents to shoot 50.1 percent from the field which ranks 290th in Division II out of 297 ranked teams.

» The Bears aren't much better as opponents shoot 48.2 percent which places them 277th in the nation.

» The Cavaliers allow opponents to score 88.4 points per contest which ranks them 293rd and the -16.4 scoring margin is 292nd in Division II.

BOTTOM OF THE STANDINGS

» With the defensive struggles of each team, the Bears and Cavs come into Wednesday nights game ranked 12th and 13th in the SAC standings.

» The Cavs finished 10th in the league standings a season ago, while the Bears placed sixth.

HEARTBREAK IN HICKORY

» The last time these two squads met, UVA Wise shocked the Bears 71-70 on Feb. 17, 2021.

» The loss sent the Bears into a tailspin as LR would go on to drop three of their final four games of the year after losing to the Cavaliers.

» Cameron Whiteside scored with 2.7 seconds left in the game to give UVA Wise the victory. He would finish with 25 points in the game with 21 of those coming in the second half.

» The game was the home finale for the Bears in the 2020-21 season.

» LENOIR-RHYNE BY THE NUMBERS

Seasons of Men's Basketball	101
Winning seasons	63
Losing seasons	34
.500 seasons	3
Most consecutive winning seasons	16
Most consecutive losing seasons	6
Wins in a season	26 (1962-63)
Longest winning streak	24 (1956-57)
Regular Season Championships	19 (last in 2008-09)
Conf. Tournament Championships	12 (last in 2003)
Longest home winning streak	25 (1955-58)
All-time games played	2,546
All-time record	1,402-1,144
All-time SAC record	295-236
1,000 point scorers	55
20+ win seasons	20 (last in 2018-19)
LR 100-point games	83 (last in 2019-20)
All-Americans	8 (last in 2015)
All-Conference players	83 (last in 2020-21)
SAC Players of the Year	5 (last in 2015-16)
SAC Defensive Players of the Year	1 (last in 2019-20)
SAC Freshmen of the Year	4 (last in 2005-06)
NCAA Tournament appearances	7 (last in 2019)
NCAA Tournament record	3-7
Highest national ranking	11
Weeks in national rankings	15
Most consecutive weeks in national poll	5
Games played at Shuford Gym	744
Total seasons at Shuford Gym	66
Winning seasons at Shuford Gym	51
Losing seasons at Shuford Gym	10
Undefeated seasons at Shuford Gym	3
.500 seasons at Shuford Gym	4
Longest home winning streak	25 (1955-58)
Most home wins in a season	14 (1966-67)
Most home losses in a season	10 (2010-11)
Most home wins in a two-year span	24 (1965-67)
Most home wins in a three-year span	35 (1964-67)

» HISTORY VS. WISE (3-1)

Date	Location	Result	Leading LR Scorer
1-15-20	Wise, Va.	W, 81-64	R.J. Gunn, 21
2-19-20	Hickory, N.C.	W, 80-68	R.J. Gunn, 26
1-13-21	Wise, Va.	W, 98-63	Darius Simmons, 21
2-17-21	Hickory, N.C.	L, 70-71	R.J. Gunn, 24

» MILESTONE WINS

Win #1 (1919-20)	Lenoir-Rhyne 16, Hickory Town 4
Win #100 (1932-33)	Lenoir-Rhyne 34, Catawba 32
Win #200 (1944-45)	Lenoir-Rhyne 37, Shelby YMCA 23
Win #300 (1952-53)	Lenoir-Rhyne 77, Guilford 69
Win #400 (1957-58)	Lenoir-Rhyne 71, High Point 66
Win #500 (1962-63)	Lenoir-Rhyne 96, Guilford 48
Win #600 (1967-68)	Lenoir-Rhyne 85, Guilford 79
Win #700 (1973-74)	Lenoir-Rhyne 78, Elon 68
Win #800 (1980-81)	Lenoir-Rhyne 79, Wingate 78
Win #900 (1987-88)	Lenoir-Rhyne 75, Atl. Christian 65
Win #1,000 (1992-93)	Lenoir-Rhyne 85, Okla. City 67
Win #1,100 (2000-01)	Lenoir-Rhyne 67, Carson-Newman 62
Win #1,200 (2006-07)	Lenoir-Rhyne 63, Lincoln Memorial 55
Win #1,300 (2013-14)	Lenoir-Rhyne 77, Coker 68
Win #1,400 (11-13-21)	Lenoir-Rhyne 94, Young Harris 86



» LENOIR-RHYNE NOTES (CONTINUED)

UPSET SULLY

» In the NCAA era, Lenoir-Rhyne has just 13 wins over ranked opponents. However, six of those wins have come under head coach Everick Sullivan.

» Coach Sully has engineered four upset wins over nationally-ranked Queens to go with one each over Lincoln Memorial and Catawba since taking over.

» Sully has engineered victories over Queens at home, on the road and at a neutral venue during his time with the Bears.

STOPPING THE SKID

» Lenoir-Rhyne is looking to put a halt to a nine-game losing streak.

» The losing streak represents the longest streak since dropping 14 straight back in 2010-11.

CHASING 300

» Lenoir-Rhyne enters the game with 295 all-time wins in South Atlantic Conference play. That number ranks as the most in SAC history, over 10 wins ahead of the second place team since the SAC was formed in 1989-90.

LAST TIME OUT

» Lenoir-Rhyne played Lincoln Memorial tough in the early stages of the game on Saturday but eventually wound up on the wrong end of a 93-62 contest.

» The 31 point loss was the most since the Bears lost by the same amount to King back

in 2016.

» The last time LR lost by more than 31 points was a 103-59 thrashing at LMU on 1/27/2018.

BEARS ON THE BOARDS

» A continued struggle for Lenoir-Rhyne this season has been cleaning up the glass. Lenoir-Rhyne has been outrebounded in every game this season and LR averages 10.5 less rebounds than opponents per game. That figure ranks the Bears 293rd out of 297 teams in Division II.

» On the offensive glass, the Bears grab just 6.36 boards per game which ranks dead last in all of Division II. Out of 297 teams in the nation, none grab fewer offensive rebounds than the Bears.

ON THE DEFENSIVE END

» Lenoir-Rhyne has also struggled to limit opponents good looks. The Bears allow opponents to shoot 48.2 percent from the field which is 277th in the nation.

RANKED HISTORY

» In the NCAA era, Lenoir-Rhyne owns a 13-51 all-time record against ranked opponents.

» Only four of those games happened prior to 2000.

» LR's first win over a ranked opponent came back on 2/26/00 when they handed No. 8 Wingate a 66-56 loss.

» Only four of LR's 13 wins against ranked opponents have happed in road contests with the most recent coming at Catawba on Jan.

» PROJECTED STARTING FIVE

	Player	PPG	RPG	APG	FG%	3PT%	FT%	MIN
5	Jalen Johnson	13.3	3.1	4.3	43.1	42.3	87.9	30.2
15	Kevin Kangu	11.3	2.1	1.6	40.3	36.8	90.0	30.0
23	Nas Tyson	6.9	2.6	1.7	40.9	27.0	66.7	24.9
2	Salle Wilson	8.0	2.0	1.3	45.1	25.9	65.0	21.5
21	TJ Nesmith	10.1	3.4	0.7	64.1	25.0	74.4	17.6

» NCAA DII TOP 25 (NABC)

School	Record	Last
1 Lubbock Christian (13)	12-0	1
2 NW Missouri State (3)	11-1	2
3 West Texas A&M	13-1	4
4 Nova Southeastern	10-0	5
5 Chico State	9-0	7
6 Cal State San Bernardino	10-1	12
7 Mercyhurst	10-1	3
8 West Liberty	10-1	9
9 Minnesota Duluth	13-0	17
10 Indiana (Pa.)	9-1	6
11 Cal State San Marcos	9-0	15
12 Augusta	9-1	8
13 Upper Iowa	12-1	24
14 Dominican (NY)	9-1	18
15 Barry	8-1	19
16 Queens (NC)	11-2	21
17 Lincoln Memorial	9-2	10
18 Embry-Riddle	11-2	11
19 Truman State	7-2	20
20 Regis	10-1	NR
21 Hillsdale	9-2	13
22 West Florida	11-1	NR
23 Ferris State	9-2	16
24 Fairmont State	9-2	14
25 Georgia College	9-1	NR

Others receiving votes: UNC Pembroke 36, Flagler (Fla.) 35, Augustana (S.D.) 17, Central Oklahoma 11, Texas A&M-Commerce 10, Angelo State (Texas) 8, Columbus State (Ga.) 8, Fort Hays State (Kan.) 8, SE Oklahoma State 8, Texas-Tyler 6, Bentley (Mass.) 5, Southwest

» NCAA DII TOP 25 (D2SIDA)

School	Record	Last
1. Lubbock Christian (10)	12-0	1
2. NW Missouri State (5)	11-1	2
3. West Texas A&M	13-1	4
4. Chico State	9-0	5
5. West Liberty	10-1	10
6. Minnesota Duluth	13-0	12
7. Nova Southeastern (1)	10-0	9
T8. Indiana (Pa.)	9-1	3
T8. Mercyhurst	10-1	7
10. Ferris State	9-2	6
11. Dominican (N.Y.)	9-1	14
12. CSU San Marco	9-0	17
13. Embry-Riddle	11-2	8
14. Queens (N.C.)	11-2	19
15. CSU San Bernardino	10-1	18
16. Upper Iowa	12-1	RV
17. Augusta	9-1	16
18. Truman State	7-2	20
19. Lincoln Memorial	9-2	11
20. West Florida	10-1	RV
21. Texas A&M-Commerce	8-1	NR
22. UNC Pembroke	9-1	RV
23. Hillsdale	9-2	13
24. Grand Valley State	8-2	24
25. Charleston (W.Va.)	8-2	RV

Others receiving votes: St. Thomas Aquinas - 35; South-eastern Oklahoma - 34; Texas A&M-International - 23; Union - 22; Augustana - 17; Barry - 17; Flagler - 13; Biola - 13; Central Oklahoma - 10; Fairmont State - 7;



18, 2020.

» The Bears had a stretch in Jan. of 2020 where they defeated two ranked opponents in the span of a week. After knocking off No. 25 Catawba, LR beat No. 24/16 Queens 82-80 on Jan. 25.

TURNOVER BATTLE

» On of the strong points of the LR team over the past couple of years has been how they take care of the ball.

» This season, LR is 16th in the nation and 1st in the South Atlantic Conference with just 10.2 turnovers per game.

» Only three times this season has LR turned the ball over more than their opponents.

AT THE BREAK

» Lenoir-Rhyne is now 0-8 on the season when they trail at halftime.

» When the Bears lead at the break, they are 3-3.

» CURRENT STREAKS

Overall	Lost 9
vs. unranked teams	Lost 6
vs. ranked teams	Lost 4
Home	Lost 5
Home vs. SAC	Lost 4
Home vs. non-conference	Lost 3
Road	Lost 5
Road vs. SAC	Lost 5
Road vs. non-conference	Won 8

CONSECUTIVE GAMES WITH 3-POINT FIELD GOAL

Kevin Kangu	5
Nas Tyson	1
Damion Medwinter	1
Tim Steele	1
Salle Wilson	1

CONSECUTIVE GAMES STARTED

Salle Wilson	10
Kevin Kangu	9
Jalen Johnson	7
Cooper Fowler	2
Nas Tyson	1

GAMES PLAYED

	2021-22	CAREER
Kevin Kangu	14	77
Tyson McClain	14	63
Malik LeGania	11	60
Cooper Fowler	13	53
Tim Steele	14	30
Elijah Shabazz	11	29
Jalen Johnson	14	27
Nas Tyson	14	27
PJ Joseph	13	26
Salle Wilson	14	18
TJ Nesmith	13	13
Damion Medwinter	7	12
Marcus Metcalf	2	5
Percy Fyle	2	5
Marcus Owens-Castrillo	2	2
Colby Beeker	0	0

» LENOIR-RHYNE RECORD WHEN...

Playing at home	1-5
Playing on the road	1-5
Playing at a neutral site	1-1
Playing vs. the SAC	2-9
Leads at halftime	3-3
Trails at halftime	0-8
Tied at halftime	0-0
Plays an overtime game	0-0
Shoots 50% or better	1-0
Shoots less than 50%	2-11
Opponent shoots better than 50%	1-6
Opponent shoots 50% or less	2-5
Shoots better than opponent	3-0
Shoots worse than opponent	0-11
Shoots the same as opponent	0-0
Has more FTs made than opponent	0-2
Has less FTs made than opponent	3-9
Outrebounds opponent	0-0
is outrebounded	3-11
Has equal rebounds	0-0
Has more TOs than opponent	0-3
Has equal or less TOs than opponent	3-8
Scores more/equal bench points	2-4
Scores less bench points	1-7
Plays a ranked opponent	0-3
Makes 5+ 3-point shots	3-10
No LR player fouls out	3-10
Has 15+ assists	1-4
Wears white uniforms	2-5
Wears black uniforms	1-6
Plays in November	3-3
Plays in December	0-5
Plays in January	0-3
Plays in February	0-0
Plays in March	0-0
Plays during the day (before 6 p.m.)	0-7
Plays at night	3-4
Plays on Sunday	0-0
Plays on Monday	0-1
Plays on Tuesday	1-0
Plays on Wednesday	1-3
Plays on Thursday	0-0
Plays on Friday	0-1
Plays on Saturday	1-6
Margin is 5 pts. or less	2-4
Margin is 6-10 points	1-1
Margin is 11-20 points	0-5
Has a 20-point scorer	1-1
Has a 30-point scorer	1-0
Scores 59 points or less	0-4
Scorers 60-69 points	1-4
Scores 70-79 points	1-1
Scores 80-89 points	0-2
Scores 90+ points	1-0

» RECORD VS. CONF OPPONENTS IN SAC ERA (1989-CURRENT)

TEAM	OVERALL	CONF.	HOME	AWAY	NEUTRAL
Anderson	9-14	8-14	6-6	2-8	1-0
Carson-Newman	37-33	34-30	24-8	11-23	2-2
Catawba	38-35	37-28	23-11	15-20	0-4
Coker	13-3	13-3	7-0	6-3	0-0
Limestone	7-3	0-1	2-0	1-2	4-1
Lincoln Memorial	10-25	8-23	7-11	3-14	0-0
Mars Hill	50-19	47-17	28-5	20-12	2-2
Newberry	34-24	28-19	22-7	11-16	1-1
Queens	11-20	5-12	5-7	4-12	2-1
Tusculum	29-20	27-17	17-6	12-13	0-1
UVA Wise	3-1	3-1	1-1	2-0	0-0
Wingate	43-30	36-28	25-11	14-17	4-2



» THE LAST TIME LENOIR-RHYNE... | TEAM

Defeated a ranked opponent	vs. #12/15 Queens	W, 71-66	Jan. 18, 2021
Played a ranked opponent	at #15/18 Lincoln Memorial	L, 62-93	Jan. 8, 2022
Played as a ranked team	#17 LR vs. #23 Queens	L, 69-76	Nov. 28, 2018
Lost as a ranked team	#17 LR vs. #23 Queens	L, 69-76	Nov. 28, 2018
Won as a ranked team	#23 LR vs. Limestone	W, 76-75	Nov. 24, 2018
Scored 100 points in a game	vs. Mars Hill	W, 107-98	Feb. 26, 2020
Scored 100 points away from home	at Clayton State	W, 103-99	Nov. 20, 2019
Allowed 100 points in a game	at Queens	L, 96-106	Mar. 4, 2020
Allowed 100 points in a home game	vs. Queens	L, 102-105	Jan. 13, 2016
Won an overtime game	at Southern Wesleyan	W, 93-87	Nov. 13, 2019
Lost an overtime game	at Catawba	L, 89-91	Dec. 11, 2021
Won by 30-39 points	at UVA Wise	W, 98-63	Jan. 13, 2021
Won by 40-49 points	vs. UNC Pembroke	W, 97-55	Dec. 20, 2002
Lost by 30-39 points	at Lincoln Memorial	L, 62-93	Jan. 8, 2022
Lost by 40-49 points	at Lincoln Memorial	L, 59-103	Jan. 27, 2018
Scored less than 50 points	vs. Tusculum	L, 49-69	Dec. 18, 2021
Allowed less than 50 points	vs. Coker	W, 46-45	Feb. 4, 2014
Made fewer than 20 field goals	at Queens	19	Mar. 4, 2021
Made 40-49 field goals	at UVA Wise	40	Jan. 13, 2021
Allowed fewer than 20 field goals	vs. Southern Wesleyan	13	Nov. 13, 2018
Allowed 40-49 field goals	vs. Lincoln Memorial	40	Jan. 27, 2018
Shot over 50 percent from the field	vs. Young Harris	.521 (37-71)	Nov. 13, 2021
Shot over 60 percent from the field	vs. Queens	.635 (33-52)	Mar. 9, 2019
Shot less than 30 percent from the field	at Carson-Newman	.294 (20-68)	Jan. 16, 2021
Opponent shot over 50 percent from field	at Lincoln Memorial	.545 (36-66)	Jan. 8, 2022
Opponent shot over 60 percent from field	at Queens	.614 (35-57)	Jan. 2, 2021
Opponent shot less than 30 percent	vs. Southern Wesleyan	.265 (13-49)	Nov. 13, 2018
Made 0 3-point field goals	vs. Lincoln Memorial	0-9	Jan. 3, 2015
Allowed 0 3-point field goals	at Tusculum	0-7	Jan. 23, 2013
Made 15+ 3-pointers	vs. Young Harris	17	Nov. 13, 2020
Allowed 15+ 3-pointers	vs. Young Harris	16	Nov. 13, 2017
Shot over 50 percent from three	vs. Mars Hill	.519 (14-27)	Feb. 26, 2020
Opponent shot over 50 percent from three	at Queens	.500 (8-16)	Dec. 2, 2021
Made less than 5 free throws	vs. Young Harris	3	Nov. 13, 2021
Made 30-39 free throws	at Queens	30	Feb. 24, 2016
Shot over 90 percent from free throw line	vs. Anderson	.913 (21-23)	Dec. 15, 2021
Had 40-49 rebounds	at UVA Wise	43	Jan. 13, 2021
Had 50+ rebounds	vs. Coker	50	Feb. 8, 2017
Allowed 40-49 rebounds	at Lincoln Memorial	42	Jan. 8, 2022
Allowed 50+ rebounds	vs. Tusculum	54	Dec. 18, 2021
Had 10+ blocks	vs. Mars Hill	11	Jan. 12, 2019

» SHUFORD GYMNASIUM HISTORY

Games	744
Longest winning streak	25
Total seasons	65
Winning seasons	51
.500 seasons	4
Losing seasons	10
Undeclared seasons	3
Most home wins in a season	14 (1966-67)
Most home losses in a season	10 (2010-11)
Most home wins in a two-year span	24 (1964-65)
Most home wins in a three-year span	35 (1964-67)

Season	W	L	Pct.
1956-57	6	0	1.000
1957-58	10	1	.909
1958-59	8	3	.727
1959-60	10	2	.833
1960-61	12	0	1.000
1961-62	9	3	.750
1962-63	13	1	.929
1963-64	9	5	.643
1964-65	11	1	.917
1965-66	10	3	.769
1966-67	14	1	.933
1967-68	8	3	.727
1968-69	11	3	.786
1969-70	11	2	.846
1970-71	9	1	.900
1971-72	10	2	.833
1972-73	12	0	1.000
1973-74	7	6	.538
1974-75	5	6	.455
1975-76	8	4	.667
1976-77	6	5	.545
1977-78	1	2	.333
1978-79	6	4	.600
1979-80	6	5	.545
1980-81	8	3	.727
1981-82	10	1	.909
1982-83	4	7	.364
1983-84	9	3	.750
1984-85	10	2	.833
1985-86	6	6	.500
1986-87	6	8	.429
1987-88	6	7	.462
1988-89	9	3	.750
1989-90	12	1	.923
1990-91	9	2	.818
1991-92	8	3	.727
1992-93	8	2	.800
1993-94	9	2	.818
1994-95	7	3	.700
1995-96	9	1	.900
1996-97	6	4	.600
1997-98	8	2	.800
1998-99	3	4	.429
1999-00	3	6	.333
2000-01	6	2	.750
2001-02	6	3	.667
2002-03	11	2	.846
2003-04	4	4	.500
2004-05	9	2	.818
2005-06	12	1	.923
2006-07	9	2	.818
2007-08	11	2	.846
2008-09	10	3	.769
2009-10	5	5	.500
2010-11	3	10	.231
2011-12	5	5	.500
2012-13	9	2	.818
2013-14	10	2	.833
2014-15	3	8	.273
2015-16	10	3	.769
2016-17	6	8	.429
2017-18	8	5	.615
2018-19	10	4	.714
2019-20	7	5	.582
2020-21	5	2	.714
2021-22	1	5	.167
Total	531	213	.714



» THE LAST TIME LENOIR-RHYNE... | INDIVIDUAL

Scored 40+ points	Will Perry (vs. Lincoln Memorial)	41	Dec. 2, 2015
Opponent scored 40+ points	Courvoisier McCauley (LMU)	44	Dec. 18, 2019
Scored 30-39 points	Jalen Johnson (vs. Young Harris)	34	Nov. 13, 2021
Opponent scored 30-39 points	Karl Chavis (Young Harris)	32	Nov. 13, 2020
Scored 20-29 points	TJ Nesmith (at Catawba)	21	Dec. 11, 2021
Opponent scored 20-29 points	Alex Dahling (Lincoln Memorial)	20	Jan. 8, 2022
Three players scoring at least 20 points	RJ Gunn (21), Darius Simmons (21), Mason Hawks (20) at Queens		Mar. 4, 2020
Three opposing players scoring at least 20	Daniel Carr (28), Kenny Dye (22), Van Turner Jr. (20) Queens		Mar. 4, 2020
Five players scoring double figures	Nesmith (21), Wilson (18), Johnson (17), Kangu (15), LeGania (10) at Catawba		Dec. 11, 2021
Six players scoring double figures	Hawks (16), Gunn (16), Simmons (15), Fields (13), Fowler (12), Bradford (10) vs. Wingate		Jan. 20, 2021
Made 10+ field goals	Jalen Johnson (vs. Young Harris)	12	Nov. 13, 2021
Opponent made 10+ field goals	Jordan Guest (Lincoln Memorial)	10	Jan. 1, 2022
Had 25+ field goal attempts	R.J. Gunn (at Clayton State)	26	Nov. 20, 2019
Opponent had 25+ field goal attempts	Courvoisier McCauley (LMU)	25	Dec. 18, 2019
Didn't miss a shot (min. 5 att.)	Malik LeGania (at Coker)	6-6	Nov. 23, 2021
Opponent didn't miss a shot (min. 5 att.)	Lewis Diankulu (Queens)	8-8	Nov. 28, 2018
Made 7+ 3-pointers	Jalen Johnson (vs. Young Harris)	8	Nov. 13, 2021
Opponent made 7+ 3-pointers	Courvoisier McCauley (LMU)	8	Dec. 18, 2019
Attempted 15+ 3-pointers	Will Perry (at Catawba)	15	Feb. 3, 2016
Opponent attempted 15+ 3-pointers	James Stepp (Newberry)	19	Jan. 4, 2017
Made 10+ free throws	Darius Simmons (vs. Anderson)	10	Feb. 13, 2021
Opponent made 10+ free throws	Van Turner Jr. (Queens)	11	Mar. 4, 2020
Didn't miss a free throw (min. 10 att.)	Darius Simmons (vs. Anderson)	10-10	Feb. 13, 2021
Opponent didn't miss FT (min. 10 att.)	Jordan McElveen (Catawba)	12-12	Feb. 27, 2019
Recorded 15+ rebounds	Bertrand Awana (at Belmont Abbey)	15	Dec. 19, 2018
Opponent recorded 15+ rebounds	Karl Chavis (Young Harris)	15	Nov. 13, 2021
Recorded 20+ rebounds	Jacques Chambers (vs. Carson-Newman)	20	Dec. 17, 2016
Double-double	R.J. Gunn (at Queens)	21pts/11rb	Mar. 4, 2020
Opponent recorded double-double	Jamari Smith(Queens)	17pt/11rb	Jan. 5, 2022
Triple-double	Keenan Palmore	23p/13r/11a	Feb. 8, 2016
Had multiple triple-doubles in season	Keenan Palmore	4	2015-16
Recorded 10 assists	Jon Jean (at Mars Hill)	10	Feb. 23, 2019
Opponent recorded 10 assists	Chandler Lindsay (Coker)	10	Jan. 23, 2021
Recorded 5 steals	Davion Bradford (vs. Newberry)	5	Jan. 11, 2020
Opponent recorded 5 steals	Dillon Smith (Tusculum)	5	Nov. 26, 2019
Recorded 5+ blocks	Cooper Fowler (vs. Mars Hill)	5	Feb. 15, 2021
Opponent recorded 5+ blocks	Ajene McQuaige (Coker)	5	Feb. 20, 2019

» 2020-21 SOUTH ATLANTIC CONFERENCE STANDINGS

Rk	Team	Conference			Overall			
		W-L	Pct.	PF	W-L	Pct.	PF	PA
1.	Lincoln Memorial	14-3	.824	1563	1207	19-4	.826	2124
2.	Queens	13-3	.813	1283	1081	16-6	.727	1744
3.	Tusculum	12-4	.750	1252	1183	14-6	.700	1535
4.	Carson-Newman	11-5	.688	1237	1049	16-6	.727	1688
5.	Newberry	9-5	.643	1040	1016	9-6	.600	1110
6.	Lenoir-Rhyne	8-6	.571	1070	1058	9-7	.563	1218
7.	Wingate	10-8	.556	1483	1438	11-9	.550	1644
8.	Catawba	8-10	.444	1422	1546	9-11	.450	1582
9.	Anderson	6-11	.353	1281	1354	7-12	.368	1443
10.	UVA Wise	5-13	.278	1439	1642	5-13	.278	1439
11.	Coker	4-11	.267	981	1088	4-12	.250	1042
12.	Limestone	2-10	.167	833	1003	2-11	.154	900
13.	Mars Hill	2-15	.118	1236	1455	2-16	.111	1319

» SOUTH ATLANTIC CONF. HISTORY

Games	531
Total seasons	31
Winning seasons	13
.500 seasons	2
Losing seasons	16
Undefeated seasons	0
Most wins in a season	17 (2013-14)
Most losses in a season	14, twice (1993-94)
Most wins in a two-year span	27 (2013-15)
Most wins in a three-year span	40 (2013-16)

Season	W	L	Pct.
1989-90	10	4	.714
1990-91	10	4	.714
1991-92	8	6	.571
1992-93	12	2	.857
1993-94	8	6	.571
1994-95	11	3	.786
1995-96	7	7	.500
1996-97	7	7	.500
1997-98	9	5	.643
1998-99	4	10	.286
1999-00	8	8	.500
2000-01	6	8	.429
2001-02	8	6	.571
2002-03	10	4	.714
2003-04	10	4	.714
2004-05	9	5	.643
2005-06	11	3	.786
2006-07	11	5	.689
2007-08	12	2	.857
2008-09	12	4	.750
2009-10	5	11	.313
2010-11	3	15	.167
2011-12	8	10	.444
2012-13	11	7	.611
2013-14	15	7	.682
2014-15	6	16	.273
2015-16	14	8	.636
2016-17	9	13	.409
2017-18	9	11	.450
2018-19	12	8	.600
2019-20	10	12	.455
2020-21	8	6	.571
2021-22	2	9	.182
Total	295	236	.556

» SOUTH ATLANTIC CONF. FINISHES

First	8
Second	5
Third	4
Fourth	4
Fifth	4
Sixth	4
Seventh	1
Ninth	1
Tenth	2



COACH SULLY

Head Coach | 5th Season | Louisville '92



» COACH SULLIVAN BY RECORD

Overall coaching record	175-102 (.632)
Games coached at Lenoir-Rhyne	144
Overall record at Lenoir-Rhyne	68-76 (.472)
SAC record	50-59 (.459)
Home	37-29 (.561)
Road	27-43 (.386)
Neutral	4-4 (.500)
vs. Top 25 (since 2017)	6-10 (.375)
NCAA Tournament appearances	1

» MILESTONE WINS AT LR

1	vs. Francis Marion, 11/12/16 (75-52)
10	vs. Coker (2/8/17 (96-67)
20	vs. Mars Hill, 2/10/18 (79-64)
30	at Belmont Abbey, (12/19/18) (80-77)
40	vs. Lincoln Memorial, 3/2/19 (85-83)
50	at UVA Wise, 1/15/2020 (81-64)
60	at UVA Wise, 1/13/21 (98-63)

» COACH SULLIVAN BY THE NUMBERS

- 6** Wins over nationally ranked teams over the past two plus years
- 7** Earned the seventh NCAA Tournament bid in program history
- 1583** Career points scored at Louisville (16th all-time in program history)
- 21** Wins in 2018-19 were the most in a single season since 2007-08
- 2005** Led team to 2019 SAC Tournament Championship, the first since 2005
- 17** Had the Bears ranked as high as 17th nationally
- 69.8** Field goal % by Bertranda Awana in 2019, breaking the team record
- 7** All-Conference selections during his LR head coaching tenure

» THE STAFF

Trey Johnson	
Title	Assistant Coach
Years at Lenoir-Rhyne	1
Alma Mater	Charleston Southern

Riley McGillan	
Title	Assistant Coach
Years at Lenoir-Rhyne	1
Alma Mater	Clemson

Trent Caldwell	
Title	Strength & Conditioning Coach
Years at Lenoir-Rhyne	3
Alma Mater	UNC Pembroke

Michael Flicker	
Title	Athletic Trainer
Years at Lenoir-Rhyne	21
Alma Mater	Temple

Jeremy Zalacca	
Title	Athletic Communications
Years at Lenoir-Rhyne	4
Alma Mater	St. John Fisher



0 DAMION MEDWINTER

R-SO. | F | 6'4" | 200
TRUMBULL, CONN. | BELIEVE PREP



» CAREER HIGHS

Points	5	vs. Emmanuel	11/12/21
Rebounds	3	three times	
Assists	2	at UVA Wise	1/13/21
Steals	1	vs. Young Harris	11/13/21
FG Made	1	three times	
3FG Made	1	three times	
FT Made	2	vs. Emmanuel	11/12/21

» PRODUCTION TRACKER

	2021-22	CAREER
Double-figure points	--	0
Double-doubles	--	0
20-pt games	--	0
5+ rebounds	--	0
5+ assists	--	0
Games with a made 3-ptr	3	4

» 2021-22 GAME-BY-GAME

Opponent	FG	PCT.	3FG	PCT.	FT	PCT.	ORB	DRB	REB	PF	PTS	A	TO	BLK	STL	MIN
vs. Emmanuel	1-2	.500	1-2	.500	2-2	1.000	0	0	0	0	5	0	0	0	0	4
vs. Young Harris	1-3	.333	1-1	1.000	0-0	.000	0	3	3	0	3	0	0	0	1	10
Wingate	0-0	.000	0-0	.000	0-0	.000	0	0	0	0	0	1	0	0	0	2
Lees-McRae	dnp (coaches decision)															
at Coker	0-1	.000	0-1	.000	0-0	.000	0	3	3	0	0	1	0	0	0	11
at Limestone	0-1	.000	0-1	.000	1-2	.500	1	2	3	0	1	0	0	0	0	16
at Carson-Newman	0-0	.000	0-0	.000	0-0	.000	0	0	0	0	0	0	0	0	0	2
at Catawba	dnp (injured)															
Anderson	dnp (injured)															
Tusculum	dnp (injured)															
Newberry	dnp (injured)															
Lincoln Memorial	dnp (coaches decision)															
at Queens	dnp (coaches decision)															
at Lincoln Memorial	1-3	.333	1-2	.500	1-2	.500	0	0	0	2	4	0	0	0	0	5
UVA Wise																
Carson-Newman																
at Wingate																
Coker																
at Mars Hill																
at Tusculum																
Limestone																
Catawba																
at Anderson																
at UVA Wise																
Mars Hill																
Queens																
at Newberry																

» NOTES

- » Redshirted during the 2019-20 season.
- » Dual-sport athlete in basketball and track and field in high school
- » First Team All-League and State Champion at Notre Dame Fairfield HS
- » Made Lenoir-Rhyne debut in two minutes of action at Mars Hill on Dec. 16, 2020

» CAREER STATS

Year	G	S	MIN	AVG	FG	FGA	PCT	3FG	3FGA	3PCT	FT	FTA	PCT	O	D	TOT	AVG	PF	D	A	TO	BLK	STL	PTS	AVG
2020-21	5	0	13	2.6	2	5	.400	1	3	.333	0	0	.000	0	0	0	0.0	2	0	2	2	0	0	5	1.0
2021-22	6	1	48	8.0	3	10	.300	3	7	.428	3	4	.750	1	8	9	1.8	2	0	2	0	0	1	13	2.2
TOTAL	11	1	61	5.6	5	15	.333	4	10	.400	3	4	.750	1	8	9	0.9	4	0	4	2	0	1	18	1.6



1 MALIK LEGANIA

JR. | G | 6'5" | 180
NEW ORLEANS, LA. | COASTAL CAROLINA



» CAREER HIGHS

Points	12	at Coker	11/23/21
Rebounds	7	vs. Anderson	12/15/21
Assists	3	twice	
Steals	1	four times	
FG Made	6	at Coker	11/23/21
3FG Made	1	vs. Anderson	12/15/21
FT Made	4	vs. Anderson	12/15/21

» PRODUCTION TRACKER

	2021-22	LR CAREER
Double-figure points	3	3
Double-doubles	--	0
20-pt games	--	0
5+ rebounds	1	1
5+ assists	--	0
Games with a made 3-pt	1	1

» 2021-22 GAME-BY-GAME

Opponent	FG	PCT.	3FG	PCT.	FT	PCT.	ORB	DRB	REB	PF	PTS	A	TO	BLK	STL	MIN
vs. Emmanuel	0-1	.000	0-1	.000	0-0	.000	0	1	1	1	0	0	0	0	0	13
vs. Young Harris	2-2	1.000	0-0	.000	0-3	.000	0	1	1	1	4	2	1	0	0	19
Wingate	3-8	.375	0-2	.000	0-0	.000	0	2	2	1	6	0	0	0	1	14
Lees-McRae	3-5	.600	0-0	.000	1-1	1.000	0	0	0	0	7	0	0	0	0	16
at Coker	6-6	1.000	0-0	.000	0-0	.000	1	3	4	0	12	1	1	0	0	19
at Limestone	dnp (injured)															
at Carson-Newman	0-3	.000	0-0	.000	0-0	.000	1	2	3	0	0	1	1	0	1	11
at Catawba	5-7	.714	0-0	.000	0-4	.000	2	1	3	0	10	0	0	0	0	23
Anderson	3-6	.500	1-2	.500	4-4	1.000	2	5	7	0	11	3	0	0	1	23
Tusculum	3-7	.429	0-0	.000	1-2	.500	0	2	2	0	7	0	1	0	1	26
Newberry	3-3	1.000	0-0	.000	2-2	1.000	2	2	4	3	8	3	1	1	1	30
Lincoln Memorial	dnp (out)															
at Queens	dnp (out)															
at Lincoln Memorial	1-1	1.000	0-0	.000	1-2	.500	0	1	1	0	3	0	1	0	0	13
UVA Wise																
Carson-Newman																
at Wingate																
Coker																
at Mars Hill																
at Tusculum																
Limestone																
Catawba																
at Anderson																
at UVA Wise																
Mars Hill																
Queens																
at Newberry																

» NOTES

- » Transferred to Lenoir-Rhyne after spending three seasons at Coastal Carolina.
- » Named All-District, All-Metro and All-State in high school at Landry High School.
- » Helped Landry to state championships during his freshman, sophomore and senior seasons.
- » Played in 50 career games with 13 career starts at Coastal. Shot 45.2 percent from the field and averaged 3.0 points per game and 1.5 rebounds.
- » Averaged 15.8 minutes as a sophomore in 2019-20 and shot 49 percent from the field.

PERFECTION

- » LeGania went a perfect 6-for-6 from the field in a 3-point win over Coker on Nov. 23.

» CAREER STATS

Year	G	S	MIN	AVG	FG	FGA	PCT	3FG	3FGA	3PCT	FT	FTA	PCT	O	D	TOT	AVG	PF	D	A	TO	BLK	STL	PTS	AVG
2021-22	11	2	207	18.8	29	49	.592	1	5	.200	9	18	.500	8	20	28	2.5	6	0	10	6	1	5	68	6.2
CAREER	11	2	207	18.8	29	49	.592	1	5	.200	9	18	.500	8	20	28	2.5	6	0	10	6	1	5	68	6.2



2 SALLE WILSON

SO. | F | 6'4" | 200
BATON ROUGE, LA. | DUNHAM SCHOOL



» CAREER HIGHS

Points	18	at Catawba	12/11/21
Rebounds	6	twice	
Assists	4	vs. Lincoln Memorial	1/1/21
Steals	2	twice	
FG Made	8	at Catawba	12/11/21
3FG Made	2	at Catawba	12/11/21
FT Made	5	vs. Anderson	12/15/21

» PRODUCTION TRACKER

	2021-22	CAREER
Double-figure points	7	7
Double-doubles	--	0
20-pt games	--	0
5+ rebounds	2	2
5+ assists	--	0
Games with a made 3-ptr	6	6

» 2021-22 GAME-BY-GAME

Opponent	FG	PCT.	3FG	PCT.	FT	PCT.	ORB	DRB	REB	PF	PTS	A	TO	BLK	STL	MIN
vs. Emmanuel	1-1	1.000	0-0	.000	0-0	.000	0	1	1	1	2	0	3	0	1	9
vs. Young Harris	1-4	.250	0-3	.000	0-0	.000	0	0	0	0	2	0	0	0	0	7
Wingate	1-2	.500	0-1	.000	1-1	1.000	0	0	0	0	3	0	0	0	0	4
Lees-McRae	5-11	.455	1-3	.333	0-0	.000	0	0	0	3	11	0	0	2	2	22
at Coker	1-3	.333	0-1	.000	0-0	.000	0	0	0	3	2	2	3	0	2	18
at Limestone	6-10	.600	1-3	.333	3-3	1.000	0	2	2	4	16	2	3	0	1	27
at Carson-Newman	1-3	.333	0-1	.000	0-0	.000	0	3	3	3	2	1	0	0	0	21
at Catawba	8-16	.500	2-4	.500	0-1	.000	2	4	6	3	18	1	1	0	1	37
Anderson	3-7	.423	1-2	.500	5-6	.833	1	1	2	4	12	1	1	0	0	26
Tusculum	2-6	.333	0-0	.000	0-0	.000	0	1	1	2	4	2	1	0	1	20
Newberry	5-10	.500	0-2	.000	1-2	.500	1	5	6	1	11	3	1	1	0	30
Lincoln Memorial	5-11	.455	1-4	.250	1-3	.333	0	1	1	1	12	4	0	0	1	30
at Queens	5-12	.417	0-2	.000	1-2	.500	1	1	2	4	11	1	3	0	0	25
at Lincoln Memorial	2-6	.333	1-1	1.000	1-2	.500	0	4	4	1	6	2	3	1	0	25
UVA Wise																
Carson-Newman																
at Wingate																
Coker																
at Mars Hill																
at Tusculum																
Limestone																
Catawba																
at Anderson																
at UVA Wise																
Mars Hill																
Queens																
at Newberry																

» NOTES

» Wilson enters his sophomore season for Lenoir-Rhyne out of Baton Rouge, La.

BREAKOUT

- » Wilson set a career-high with 11 points in 22 minutes off the bench against Lees-McRae on Nov. 17
- » A week later, Wilson broke that career-high with a 16-point effort against Limestone.
- » Not to be outdone, Wilson poured in 18 points against Catawba in an overtime loss to set a new career-high.

» CAREER STATS

Year	G	S	MIN	AVG	FG	FGA	PCT	3FG	3FGA	3PCT	FT	FTA	PCT	O	D	TOT	AVG	PF	D	A	TO	BLK	STL	PTS	AVG
2020-21	4	0	16	4.0	2	3	.667	0	0	.000	0	0	-	2	2	4	1.0	2	0	0	0	0	0	4	1.0
2021-22	14	10	301	21.5	46	102	.451	7	27	.259	13	20	.650	5	23	28	2.5	30	0	19	19	4	9	112	8.0
TOTAL	18	10	317	17.6	48	105	.457	7	27	.259	13	20	.650	7	25	32	1.7	32	0	19	19	4	9	116	6.4



3 MARCUS METCALF

R-SO. | G | 6'0" | 185
GOLDSBORO, N.C. | WAYNE COUNTRY DAY HS



» CAREER HIGHS

Points	3	at Queens	1/2/21
Rebounds			
Assists	1	at Queens	3/4/21
Steals			
FG Made	1	at Queens	1/2/21
3FG Made	1	at Queens	1/2/21
FT Made			

» PRODUCTION TRACKER

	2021-22	CAREER
Double-figure points	--	0
Double-doubles	--	0
20-pt games	--	0
5+ rebounds	--	0
5+ assists	--	0
Games with a made 3-ptr	--	1

» 2021-22 GAME-BY-GAME

Opponent	FG	PCT.	3FG	PCT.	FT	PCT.	ORB	DRB	REB	PF	PTS	A	TO	BLK	STL	MIN
vs. Emmanuel	dnp	(coaches decision)														
vs. Young Harris	0-0	.000	0-0	.000	0-0	.000	0	0	0	0	0	0	0	0	0	3
Wingate	dnp	(coaches decision)														
Lees-McRae	dnp	(coaches decision)														
at Coker	dnp	(coaches decision)														
at Limestone	dnp	(coaches decision)														
at Carson-Newman	dnp	(coaches decision)														
at Catawba	dnp	(coaches decision)														
Anderson	dnp	(coaches decision)														
Tusculum	dnp	(coaches decision)														
Newberry	dnp	(coaches decision)														
Lincoln Memorial	dnp	(coaches decision)														
at Queens	dnp	(coaches decision)														
at Lincoln Memorial	0-1	.000	0-1	.000	0-0	.000	0	2	2	0	0	0	0	0	0	8
UVA Wise																
Carson-Newman																
at Wingate																
Coker																
at Mars Hill																
at Tusculum																
Limestone																
Catawba																
at Anderson																
at UVA Wise																
Mars Hill																
Queens																
at Newberry																

» NOTES

- » Redshirted as a freshman at Lenoir-Rhyne in 2019-20
- » Played in three games for the Bears last season and scored three points.

» CAREER STATS

Year	G	S	MIN	AVG	FG	FGA	PCT	3FG	3FGA	3PCT	FT	FTA	PCT	O	D	TOT	AVG	PF	D	A	TO	BLK	STL	PTS	AVG
2020-21	3	0	7	2.3	1	1	1.000	1	1	1.000	0	0	.000	0	2	2	0.7	0	0	1	0	0	0	3	1.0
2021-22	2	0	11	5.5	0	1	.000	0	1	.000	0	0	0	0	0	2	1.0	0	0	0	0	0	0	0	0.0
TOTAL	5	0	18	2.5	1	2	.500	1	2	.500	0	0	.000	0	2	4	0.5	0	0	1	0	0	0	3	0.7



4 PJ JOSEPH

R-FR. | F | 6'8" | 225
BROOKLYN, N.Y. | OAKLAND UNIVERSITY



» CAREER HIGHS

Points	11	vs. Lees-McRae	11/20/21
Rebounds	6	vs. Lees-McRae	11/20/21
Assists	2	vs. Lees-McRae	11/20/21
Steals	1	twice	
FG Made	4	vs. Lees-McRae	11/20/21
3FG Made	1	three times	
FT Made	2	vs. Lees-McRae	11/20/21

» PRODUCTION TRACKER

	2021-22	CAREER
Double-figure points	1	1
Double-doubles	--	0
20-pt games	--	0
5+ rebounds	1	1
5+ assists	--	0
Games with a made 3-ptr	4	4

» 2021-22 GAME-BY-GAME

Opponent	FG	PCT.	3FG	PCT.	FT	PCT.	ORB	DRB	REB	PF	PTS	A	TO	BLK	STL	MIN
vs. Emmanuel	2-4	.500	0-1	.000	0-2	.000	1	2	3	1	4	1	1	0	0	8
vs. Young Harris	dnp (coaches decision)															
Wingate	1-1	1.000	1-1	1.000	1-2	.500	0	0	0	1	4	0	0	0	1	4
Lees-McRae	4-9	.444	1-2	.500	2-2	1.000	2	4	6	2	11	2	0	1	1	18
at Coker	0-0	.000	0-0	.000	0-0	.000	0	0	0	0	0	0	0	0	0	3
at Limestone	0-5	.000	0-1	.000	0-2	.000	2	0	2	2	0	0	2	0	0	12
at Carson-Newman	3-4	.750	1-2	.500	0-0	.000	0	2	2	2	7	1	0	0	0	10
at Catawba	0-1	.000	0-0	.000	1-2	.500	0	1	1	0	1	1	0	0	0	6
Anderson	0-1	.000	0-0	.000	1-2	.500	0	0	0	1	1	0	1	0	0	8
Tusculum	0-4	.000	0-2	.000	0-0	.000	0	2	2	3	0	0	1	0	0	4
Newberry	1-3	.333	1-2	.500	0-0	.000	0	0	0	0	3	0	0	0	0	6
Lincoln Memorial	2-5	.400	0-2	.000	0-0	.000	1	3	4	2	4	1	1	0	0	16
at Queens	0-3	.000	0-2	.000	0-0	.000	1	3	4	2	0	0	0	0	1	15
at Lincoln Memorial	0-2	.000	0-0	.000	0-0	.000	1	0	1	0	0	0	0	0	0	2
UVA Wise																
Carson-Newman																
at Wingate																
Coker																
at Mars Hill																
at Tusculum																
Limestone																
Catawba																
at Anderson																
at UVA Wise																
Mars Hill																
Queens																
at Newberry																

» NOTES

» Played in 13 games off the bench for Oakland University in 2020-21, averaging 0.5 points, 1.3 rebounds and 0.2 blocks in 6.2 minutes.

» CAREER STATS

Year	G	S	MIN	AVG	FG	FGA	PCT	3FG	3FGA	3PCT	FT	FTA	PCT	O	D	TOT	AVG	PF	D	A	TO	BLK	STL	PTS	AVG
2021-22	13	2	112	8.6	13	42	.310	4	15	.267	5	12	.417	8	17	25	1.9	16	0	6	6	1	3	35	2.7
TOTAL	13	2	112	8.6	13	42	.310	4	15	.267	5	12	.417	8	17	25	1.9	16	0	6	6	1	3	35	2.7



5 JALEN JOHNSON

R-SO. | G | 5'11" | 185
DURHAM, N.C. | NORTHERN DURHAM HS



» CAREER HIGHS

Points	34	vs Young Harris	11/13/21
Rebounds	7	vs. Emmanuel	11/12/21
Assists	7	at Catawba	12/11/21
Steals	4	vs. Young Harris	11/13/21
FG Made	12	vs. Young Harris	11/13/21
3FG Made	8	vs. Young Harris	11/13/21
FT Made	4	twice	

» PRODUCTION TRACKER

	2021-22	CAREER
Double-figure points	10	10
Double-doubles	--	0
20-pt games	1	1
5+ rebounds	5	5
5+ assists	6	7
Games with a made 3-pt	10	13

» 2020-21 GAME-BY-GAME

Opponent	FG	PCT.	3FG	PCT.	FT	PCT.	ORB	DRB	REB	PF	PTS	A	TO	BLK	STL	MIN
vs. Emmanuel	3-9	.333	1-3	.333	4-4	1.000	2	5	7	0	11	5	0	0	3	29
vs. Young Harris	12-20	.600	8-14	.571	2-2	1.000	0	3	3	2	34	4	3	0	4	31
Wingate	5-11	.450	1-6	.167	5-6	.833	0	2	2	1	16	4	4	1	2	30
Lees-McRae	6-12	.500	3-5	.600	2-2	1.000	1	2	3	2	17	5	0	0	3	36
at Coker	3-9	.333	3-7	.429	2-2	1.000	0	2	2	1	11	6	2	0	3	30
at Limestone	0-3	.000	0-1	.000	0-0	.000	0	0	0	0	0	3	0	0	0	12
at Carson-Newman	3-7	.429	1-3	.333	1-2	.500	0	2	2	1	8	4	1	0	0	29
at Catawba	6-13	.462	3-8	.375	2-3	.667	1	4	5	4	17	7	1	0	1	36
Anderson	5-12	.417	3-4	.750	4-4	1.000	0	3	3	3	17	3	2	0	2	31
Tusculum	3-10	.300	0-4	.000	2-2	1.000	0	5	5	0	8	6	5	1	1	31
Newberry	4-10	.400	3-9	.333	0-0	.000	0	3	3	2	11	5	4	1	0	36
Lincoln Memorial	5-11	.455	3-7	.429	0-0	.000	0	3	3	2	13	1	1	0	1	31
at Queens	5-10	.500	4-7	.571	5-6	.833	0	5	5	2	19	4	2	0	1	32
at Lincoln Memorial	2-7	.286	0-0	.000	0-0	.000	0	1	1	3	4	3	2	0	0	29
UVA Wise																
Carson-Newman																
at Wingate																
Coker																
at Mars Hill																
at Tusculum																
Limestone																
Catawba																
at Anderson																
at UVA Wise																
Mars Hill																
Queens																
at Newberry																

» NOTES

- » Played at Lenoir-Rhyne as a freshman in 2018-19 before transferring to Brunswick Community College for the 2019-20 and 2020-21 seasons.
- » Johnson is one of two players on the roster to see playing time against Tennessee in 2018. Played 20 minutes against the Vols and had three points and two rebounds.

WELCOME BACK

- » In his second game back in an LR jersey, Johnson went off for 34 points on 12-of-20 shooting and went 8-of-14 from deep. Johnson hit seven of his first eight three point attempts against Young Harris on Nov. 13.

» CAREER STATS

Year	G	S	MIN	AVG	FG	FGA	PCT	3FG	3FGA	3PCT	FT	FTA	PCT	O	D	TOT	AVG	PF	D	A	TO	BLK	STL	PTS	AVG
2018-19	13	0	80	6.2	6	21	.286	3	12	.250	4	9	.444	2	10	12	0.9	14	0	15	13	1	2	19	1.5
2021-22	14	12	423	30.2	62	144	.431	33	78	.423	29	33	.879	4	40	44	3.1	23	0	60	27	3	21	186	13.3
TOTAL	27	12	503	18.6	68	165	.412	36	90	.400	33	42	.786	6	50	56	2.1	37	0	75	40	4	23	205	7.6



10 PERCY FYLE

SO. | C | 6'8" | 200
CHARLOTTE, N.C. | MALLARD CREEK HS



» CAREER HIGHS

Points	
Rebounds	1 at UVA Wise 1/13/21
Assists	
Steals	
FG Made	
3FG Made	
FT Made	

» PRODUCTION TRACKER

	2021-22	CAREER
Double-figure points	--	0
Double-doubles	--	0
20-pt games	--	0
5+ rebounds	--	0
5+ assists	--	0
Games with a made 3-ptr	--	0

» 2021-22 GAME-BY-GAME

Opponent	FG	PCT.	3FG	PCT.	FT	PCT.	ORB	DRB	REB	PF	PTS	A	TO	BLK	STL	MIN
vs. Emmanuel	dnp	(coaches decision)														
vs. Young Harris	dnp	(coaches decision)														
Wingate	dnp	(coaches decision)														
Lees-McRae	dnp	(coaches decision)														
at Coker	dnp	(coaches decision)														
at Limestone	dnp	(coaches decision)														
at Carson-Newman	dnp	(coaches decision)														
at Catawba	dnp	(coaches decision)														
Anderson	dnp	(coaches decision)														
Tusculum	0-0	.000	0-0	.000	0-0	.000	0	0	0	0	0	0	0	0	0	1
Newberry	dnp	(coaches decision)														
Lincoln Memorial	dnp	(coaches decision)														
at Queens	dnp	(coaches decision)														
at Lincoln Memorial	0-0	.000	0-0	.000	0-0	.000	0	0	0	0	0	0	0	0	0	2
UVA Wise																
Carson-Newman																
at Wingate																
Coker																
at Mars Hill																
at Tusculum																
Limestone																
Catawba																
at Anderson																
at UVA Wise																
Mars Hill																
Queens																
at Newberry																

» NOTES

» Played in three games as a freshman.

» CAREER STATS

Year	G	S	MIN	AVG	FG	FGA	PCT	3FG	3FGA	3PCT	FT	FTA	PCT	O	D	TOT	AVG	PF	D	A	TO	BLK	STL	PTS	AVG
2020-21	3	-	3	1.0	0	1	.000	-	-	-	0	1	.000	1	1	2	0.7	-	-	-	-	-	-	-	-
2021-22	2	-	3	1.5	-	-	-	-	-	-	-	-	-	-	-	-	-	-	-	-	-	-	-	-	-
TOTAL	5	-	6	1.0	0	1	.000	-	-	-	0	1	.000	1	1	2	0.7	-	-	-	-	-	-	-	-



11 TIM STEELE

SO. | F | 6'5" | 250
CONWAY, S.C. | CONWAY HS



» CAREER HIGHS

Points	14	at UVA Wise	1/13/21
Rebounds	5	twice	
Assists	2	four times	
Steals	4	at Mars Hill	12/16/20
FG Made	6	at UVA Wise	1/13/21
3FG Made	2	at UVA Wise	1/13/21
FT Made	4	at Mars Hill	12/16/21

» PRODUCTION TRACKER

	2021-22	CAREER
Double-figure points	1	2
Double-doubles	0	0
20-pt games	0	0
5+ rebounds	1	3
5+ assists	0	0
Games with a made 3-pt	6	12

» 2021-22 GAME-BY-GAME

Opponent	FG	PCT.	3FG	PCT.	FT	PCT.	ORB	DRB	REB	PF	PTS	A	TO	BLK	STL	MIN
vs. Emmanuel	5-7	.714	2-3	.667	1-2	.500	1	1	2	0	13	2	3	0	2	22
vs. Young Harris	3-7	.429	1-2	.500	0-0	.000	0	5	5	1	7	1	0	1	0	22
Wingate	0-2	.000	0-1	.000	0-0	.000	0	3	3	2	0	0	1	0	1	20
Lees-McRae	0-6	.000	0-2	.000	1-2	.500	1	2	3	0	1	2	1	0	0	12
at Coker	0-3	.000	0-2	.000	0-0	.000	1	0	1	2	0	2	0	0	0	10
at Limestone	2-3	.667	1-2	.500	0-0	.000	1	2	3	1	5	0	1	0	0	17
at Carson-Newman	0-4	.000	0-1	.000	0-0	.000	1	3	4	3	0	2	1	1	1	21
at Catawba	0-3	.000	0-3	.000	0-0	.000	0	3	3	0	0	0	0	0	0	4
Anderson	2-6	.333	1-3	.333	0-0	.000	0	1	1	0	5	0	1	0	0	17
Tusculum	0-3	.000	0-2	.000	1-2	.500	0	1	1	2	1	0	1	0	0	11
Newberry	0-2	.000	0-2	.000	0-0	.000	0	1	1	2	0	1	0	0	0	7
Lincoln Memorial	1-3	.333	1-2	.500	0-0	.000	0	2	2	1	3	0	1	0	1	8
at Queens	1-4	.250	0-2	.000	0-0	.000	0	0	0	2	2	0	1	0	0	14
at Lincoln Memorial	1-3	.333	1-2	.500	0-0	.000	0	1	1	2	3	0	0	0	2	9
UVA Wise																
Carson-Newman																
at Wingate																
Coker																
at Mars Hill																
at Tusculum																
Limestone																
Catawba																
at Anderson																
at UVA Wise																
Mars Hill																
Queens																
at Newberry																

» NOTES

- » Entering his sophomore season at Lenoir-Rhyne.
- » Helped the Bears to a 69-65 win at Mars Hill on December 16 by coming off the bench to score six points in 20 minutes and added four steals and five boards.

UPSET SPECIAL

- » Steele played 16 huge minutes in LR's 89-83 upset victory over #2 Lincoln Memorial on Jan. 9. The freshman had six points and two boards and hit a huge 3-pointer with LR leading by just two points late in the contest to help seal the win.

MAN OF STEELE

- » The freshman went off for a career-high 14 points in the Bears blowout win over UVA Wise. The Conway native missed just two shots and also set career-highs in FG made, 3-PT FGM and assists.


» CAREER STATS

Year	G	S	MIN	AVG	FG	FGA	PCT	3FG	3FGA	3PCT	FT	FTA	PCT	O	D	TOT	AVG	PF	D	A	TO	BLK	STL	PTS	AVG
2020-21	16	1	219	13.7	23	53	.434	8	30	.267	8	16	.500	5	29	34	2.1	39	2	17	17	3	9	62	3.9
2021-22	14	5	194	13.8	15	56	.268	7	29	.241	3	6	.500	5	25	30	2.1	18	0	10	11	2	7	40	2.9
TOTAL	28	6	388	13.9	36	102	.353	14	55	.255	11	22	.500	10	52	62	2.2	53	2	27	27	5	14	97	3.5



12 TYSON MCCLAIN

R-SR. | G | 5'11" | 170
SPARTANBURG, S.C. | DORMAN HS



» CAREER HIGHS

Points	17	twice
Rebounds	7	twice
Assists	5	three times
Steals	4	vs. Wingate 1/1/20
FG Made	6	at Clayton St. 11/20/19
3FG Made	4	vs. Queens 1/25/20
FT Made	6	at Queens 3/4/20

» PRODUCTION TRACKER

	2021-22	CAREER
Double-figure points	1	16
Double-doubles	0	0
20-pt games	0	0
5+ rebounds	3	12
5+ assists	0	3
Games with a made 3-ptr	5	37

» 2021-22 GAME-BY-GAME

Opponent	FG	PCT.	3FG	PCT.	FT	PCT.	ORB	DRB	REB	PF	PTS	A	TO	BLK	STL	MIN
vs. Emmanuel	0-1	.000	0-1	.000	1-2	.500	0	2	2	1	1	0	3	0	0	16
vs. Young Harris	2-7	.286	1-5	.200	0-0	.000	3	2	5	1	5	3	2	0	0	24
Wingate	4-6	.667	2-4	.500	0-0	.000	0	2	2	3	10	2	2	0	0	22
Lees-McRae	1-3	.333	0-2	.000	0-0	.000	0	0	0	3	2	0	2	0	1	15
at Coker	1-3	.333	1-3	.333	0-0	.000	0	3	3	1	3	0	1	0	0	15
at Limestone	1-6	.167	0-3	.000	0-0	.000	0	6	6	0	2	1	1	0	1	25
at Carson-Newman	0-5	.000	0-3	.000	0-0	.000	0	1	1	1	0	1	0	0	0	18
at Catawba	0-3	.000	0-1	.000	0-0	.000	1	0	1	1	0	1	0	0	0	17
Anderson	0-2	.000	0-0	.000	0-0	.000	1	2	3	1	0	1	1	1	1	10
Tusculum	0-1	.000	0-0	.000	0-0	.000	0	0	0	0	0	2	0	0	1	14
Newberry	1-2	.500	0-1	.000	0-0	.000	0	0	0	1	2	1	1	0	0	12
Lincoln Memorial	1-1	1.000	1-1	1.000	1-2	.500	0	3	3	3	4	1	1	0	1	17
at Queens	3-9	.333	1-3	.333	0-0	.000	1	4	5	1	7	0	0	0	0	24
at Lincoln Memorial	2-3	.667	0-1	.000	1-2	.500	0	2	2	1	5	1	2	0	1	15
UVA Wise																
Carson-Newman																
at Wingate																
Coker																
at Mars Hill																
at Tusculum																
Limestone																
Catawba																
at Anderson																
at UVA Wise																
Mars Hill																
Queens																
at Newberry																

» NOTES

- » Dynamic threat enters his redshirt senior season with the Bears.
- » Finished fourth on the team with 51 made 3-pointers in 2019-20.

TYS-ON POINT

- » Finished 12th in the South Atlantic Conference in 3-point percentage in 2019-20 at 41.1. McClain made at least one three in all but two games.

START OFF 2021 RIGHT

- » McClain shot 45.5 percent from three over nine games in January and averaged 10.2 points per game in that span while shooting 48.4 percent from the field. During that month, McClain had seven straight games where he made multiple three pointers.

» CAREER STATS

Year	G	S	MIN	AVG	FG	FGA	PCT	3FG	3FGA	3PCT	FT	FTA	PCT	O	D	TOT	AVG	PF	D	A	TO	BLK	STL	PTS	AVG
2018-19	7	0	26	3.7	2	13	.154	1	9	.111	0	1	.000	3	0	3	0.4	2	0	2	3	0	2	5	0.7
2019-20	28	5	621	22.2	83	187	.444	51	124	.411	28	35	.800	35	59	94	3.4	65	1	48	34	6	25	245	8.8
2020-21	15	1	233	15.5	24	63	.381	12	34	.353	6	10	.500	7	30	37	2.5	18	0	13	7	3	3	66	4.4
2021-22	14	1	244	17.4	16	52	.308	6	28	.214	3	6	.500	6	27	33	2.4	18	0	14	16	1	6	41	2.9
TOTAL	61	7	1069	17.6	119	302	.394	68	190	.358	35	48	.729	50	107	157	2.6	98	1	75	57	10	34	341	5.6



13 ELIJAH SHABAZZ

JR. | F | 6'5" | 215
RALEIGH, N.C. | WAKEFIELD HS



» CAREER HIGHS

Points	6	vs. Young Harris	11/13/21
Rebounds	4	three times	
Assists	2	vs. Lees-McRae	11/20/21
Steals	1	twice	
FG Made	3	vs. Young Harris	11/13/21
3FG Made			
FT Made	2	at Lincoln Memorial	1/8/21

» PRODUCTION TRACKER

	2021-22	CAREER
Double-figure points	--	0
Double-doubles	--	0
20-pt games	--	0
5+ rebounds	--	0
5+ assists	--	0
Games with a made 3-ptr	--	0

» 2021-22 GAME-BY-GAME

Opponent	FG	PCT.	3FG	PCT.	FT	PCT.	ORB	DRB	REB	PF	PTS	A	TO	BLK	STL	MIN
vs. Emmanuel	1-3	.333	0-0	.000	1-2	.500	1	3	4	2	3	0	3	0	0	16
vs. Young Harris	3-4	.750	0-0	.000	0-0	.000	2	2	4	0	6	1	0	0	0	16
Wingate	0-1	.000	0-0	.000	0-0	.000	0	1	1	0	0	0	0	0	0	10
Lees-McRae	0-1	.000	0-0	.000	0-0	.000	0	2	2	0	0	2	0	0	0	2
at Coker	0-1	.000	0-0	.000	0-2	.000	0	1	1	0	0	0	0	1	0	10
at Limestone	0-2	.000	0-0	.000	1-2	.500	2	2	4	1	1	1	2	0	0	6
at Carson-Newman	dnp (coaches decision)															
at Catawba	dnp (coaches decision)															
Anderson	1-2	.500	0-0	.000	0-0	.000	2	0	2	1	2	1	1	0	0	10
Tusculum	0-0	.000	0-0	.000	0-0	.000	0	0	0	0	0	0	0	0	0	1
Newberry	1-2	.500	0-0	.000	1-2	.500	1	0	1	0	3	0	0	0	1	4
Lincoln Memorial	dnp (coaches decision)															
at Queens	0-1	.000	0-0	.000	0-0	.000	1	1	2	0	0	0	0	0	2	8
at Lincoln Memorial	0-1	.000	0-0	.000	2-6	.333	0	2	2	2	2	0	0	0	0	9
UVA Wise																
Carson-Newman																
at Wingate																
Coker																
at Mars Hill																
at Tusculum																
Limestone																
Catawba																
at Anderson																
at UVA Wise																
Mars Hill																
Queens																
at Newberry																

» NOTES

» Playing behind R.J. Gunn didn't give Shabazz many opportunities as a freshman or sophomore but is ready for a larger role in 2021-22.

» CAREER STATS

Year	G	S	MIN	AVG	FG	FGA	PCT	3FG	3FGA	3PCT	FT	FTA	PCT	O	D	TOT	AVG	PF	D	A	TO	BLK	STL	PTS	AVG
2019-20	14	0	49	3.5	0	2	.000	0	0	.000	1	4	.250	3	8	11	0.8	10	0	1	1	0	2	1	0.1
2020-21	4	0	12	3.0	1	5	.200	0	0	.000	1	2	.500	0	6	6	1.5	3	0	1	2	0	0	3	0.8
2021-22	11	1	92	8.4	6	18	.333	0	0	.000	5	14	.357	9	14	23	2.1	6	0	5	6	1	3	17	1.5
TOTAL	27	1	136	5.0	7	23	.304	0	0	.000	5	14	.357	11	25	36	1.3	17	0	7	9	1	3	19	0.7



14 MARCUS OWENS CASTRILLO

SO. | F | 6'5" | 190
PUNTA DEL ESTE, URUGUAY | CAPE FEAR CHRISTIAN ACADEMY



» CAREER HIGHS

Points	
Rebounds	
Assists	
Steals	
FG Made	
3FG Made	
FT Made	

» PRODUCTION TRACKER

	2021-22	CAREER
Double-figure points	0	0
Double-doubles	0	0
20-pt games	0	0
5+ rebounds	0	0
5+ assists	0	0
Games with a made 3-ptr	0	0

» 2021-22 GAME-BY-GAME

Opponent	FG	PCT.	3FG	PCT.	FT	PCT.	ORB	DRB	REB	PF	PTS	A	TO	BLK	STL	MIN
vs. Emmanuel	dnp	(coaches decision)														
vs. Young Harris	dnp	(coaches decision)														
Wingate	dnp	(coaches decision)														
Lees-McRae	dnp	(coaches decision)														
at Coker	dnp	(coaches decision)														
at Limestone	dnp	(coaches decision)														
at Carson-Newman	dnp	(coaches decision)														
at Catawba	dnp	(coaches decision)														
Anderson	dnp	(coaches decision)														
Tusculum	0-0	.000	0-0	.000	0-0	.000	1	0	1	1	0	0	1	0	0	7
Newberry	dnp	(coaches decision)														
Lincoln Memorial	dnp	(coaches decision)														
at Queens	dnp	(coaches decision)														
at Lincoln Memorial	0-0	.000	0-0	.000	0-0	.000	0	1	1	0	0	0	0	0	0	4
UVA Wise																
Carson-Newman																
at Wingate																
Coker																
at Mars Hill																
at Tusculum																
Limestone																
Catawba																
at Anderson																
at UVA Wise																
Mars Hill																
Queens																
at Newberry																

» NOTES

» Redshirted in 2019-20 and opted out of the 2020-21 season.

» CAREER STATS

Year	G	S	MIN	AVG	FG	FGA	PCT	3FG	3FGA	3PCT	FT	FTA	PCT	O	D	TOT	AVG	PF	D	A	TO	BLK	STL	PTS	AVG
2021-22	2	0	11	5.5	0	0	-	0	0	-	0	0	-	1	1	2	1.0	0	0	0	1	0	0	0	0.0
TOTAL	2	0	11	5.5	0	0	-	0	0	-	0	0	-	1	1	2	1.0	0	0	0	1	0	0	0	0.0



15 KEVIN KANGU

SR. | G | 6'4" | 185
BURLINGTON, ONTARIO, CANADA | OAKLAND UNIVERSITY



» CAREER HIGHS

Points	20	vs. Wingate	11/17/21
Rebounds	3	twice	
Assists	3	twice	
Steals	4	at Catawba	12/11/21
FG Made	8	vs. Wingate	11/17/21
3FG Made	5	at Carson-Newman	12/1/21
FT Made	2	three times	

» PRODUCTION TRACKER

	2021-22	CAREER
Double-figure points	10	10
Double-doubles	--	0
20-pt games	1	1
5+ rebounds	--	0
5+ assists	--	0
Games with a made 3-ptr	12	12

» 2021-22 GAME-BY-GAME

Opponent	FG	PCT.	3FG	PCT.	FT	PCT.	ORB	DRB	REB	PF	PTS	A	TO	BLK	STL	MIN
vs. Emmanuel	3-10	.300	2-8	.250	2-2	1.000	1	0	1	2	10	2	2	0	2	31
vs. Young Harris	6-6	1.000	3-3	1.000	1-1	1.000	0	1	1	1	16	3	1	0	2	29
Wingate	8-14	.571	2-7	.286	2-2	1.000	0	3	3	1	20	1	1	0	2	32
Lees-McRae	2-10	.200	2-5	.400	1-2	.500	2	1	3	1	7	2	3	0	1	31
at Coker	2-9	.222	2-7	.286	2-2	1.000	0	3	3	0	8	0	0	0	0	26
at Limestone	5-11	.455	0-0	.000	1-2	.500	2	0	2	3	11	1	1	0	1	25
at Carson-Newman	6-15	.400	5-9	.556	0-0	.000	0	2	2	1	17	1	1	0	2	21
at Catawba	5-12	.417	3-7	.429	2-2	1.000	1	2	3	5	15	3	4	0	4	39
Anderson	1-7	.143	0-6	.000	2-2	1.000	0	3	3	2	4	1	3	0	1	24
Tusculum	3-5	.600	2-4	.500	0-0	.000	0	1	1	2	8	2	0	0	0	27
Newberry	4-14	.286	2-8	.250	0-0	.000	0	1	1	2	10	1	1	1	1	29
Lincoln Memorial	3-5	.600	1-2	.500	3-3	1.000	0	3	3	1	10	1	1	0	0	32
at Queens	3-9	.333	2-6	.333	2-2	1.000	0	2	2	2	10	2	1	0	1	30
at Lincoln Memorial	5-12	.417	2-4	.500	0-0	.000	0	2	2	0	12	1	1	0	1	29
UVA Wise																
Carson-Newman																
at Wingate																
Coker																
at Mars Hill																
at Tusculum																
Limestone																
Catawba																
at Anderson																
at UVA Wise																
Mars Hill																
Queens																
at Newberry																

» NOTES

- » Appeared in all 30 games, making one start for Oakland University a season ago.
- » Averaged 2.8 points, 1.0 assists, 0.9 rebounds and 0.8 steals in 12.3 minutes.
- » Was the team's second-leading scorer off the bench.
- » Played in 63 career games at Oakland and hit 41 3-pointers.

» CAREER STATS

Year	G	S	MIN	AVG	FG	FGA	PCT	3FG	3FGA	3PCT	FT	FTA	PCT	O	D	TOT	AVG	PF	D	A	TO	BLK	STL	PTS	AVG
2021-22	14	13	420	30.0	56	139	.403	28	76	.368	18	20	.900	6	24	30	2.1	23	1	21	20	1	18	158	11.3
TOTAL	14	13	420	30.0	56	139	.403	28	76	.368	18	20	.900	6	24	30	2.1	23	1	21	20	1	18	158	11.3



20 COLBY BEEKER

JR. | G | 6'2" | 220
DURHAM, N.C. | NORTHERN HS



» CAREER HIGHS

Points	
Rebounds	
Assists	
Steals	
FG Made	
3FG Made	
FT Made	

» PRODUCTION TRACKER

	2021-22	CAREER
Double-figure points	--	0
Double-doubles	--	0
20-pt games	--	0
5+ rebounds	--	0
5+ assists	--	0
Games with a made 3-ptr	--	0

» 2021-22 GAME-BY-GAME

Opponent	FG	PCT.	3FG	PCT.	FT	PCT.	ORB	DRB	REB	PF	PTS	A	TO	BLK	STL	MIN
vs. Emmanuel	dnp															
vs. Young Harris	dnp															
Wingate	dnp															
Lees-McRae	dnp															
at Coker	dnp															
at Limestone	dnp															
at Carson-Newman	dnp															
at Catawba	dnp															
Anderson	dnp															
Tusculum	dnp															
Newberry	dnp															
Lincoln Memorial	dnp															
at Queens	dnp															
at Lincoln Memorial	dnp															
UVA Wise																
Carson-Newman																
at Wingate																
Coker																
at Mars Hill																
at Tusculum																
Limestone																
Catawba																
at Anderson																
at UVA Wise																
Mars Hill																
Queens																
at Newberry																

» NOTES

- » Entering first season at Lenoir-Rhyne.
- » Was on track and field team in his first two seasons at Lenoir-Rhyne.

» CAREER STATS

Year	G	S	MIN	AVG	FG	FGA	PCT	3FG	3FGA	3PCT	FT	FTA	PCT	O	D	TOT	AVG	PF	D	A	TO	BLK	STL	PTS	AVG
2021-22	-	-	-	-	-	-	-	-	-	-	-	-	-	-	-	-	-	-	-	-	-	-	-	-	-
TOTAL	-	-	-	-	-	-	-	-	-	-	-	-	-	-	-	-	-	-	-	-	-	-	-	-	-



21 TJ NESMITH

JR. | F | 6'9" | 220
BURLINGTON, N.C. | CAPE FEAR COMMUNITY COLLEGE



» CAREER HIGHS

Points	21	at Catawba	12/11/21
Rebounds	8	vs. Newberry	12/20/21
Assists	3	vs. Newberry	12/20/21
Blocks	3	four times	
FG Made	7	twice	
3FG Made	1	twice	
FT Made	6	at Catawba	12/11/21

» PRODUCTION TRACKER

	2021-22	CAREER
Double-figure points	6	6
Double-doubles	0	0
20-pt games	1	1
5+ rebounds	4	4
3+ blocks	4	4
Games with a made 3-ptr	2	2

» 2021-22 GAME-BY-GAME

Opponent	FG	PCT.	3FG	PCT.	FT	PCT.	ORB	DRB	REB	PF	PTS	A	TO	BLK	STL	MIN
vs. Emmanuel	1-2	.500	0-0	.000	1-2	.500	0	1	1	2	3	0	0	2	1	11
vs. Young Harris	2-4	.500	0-2	.000	0-1	.000	0	3	3	0	4	1	1	0	0	11
Wingate	1-2	.500	0-1	.000	0-0	.000	0	2	2	3	2	0	1	0	0	8
Lees-McRae	2-3	.667	1-1	1.000	2-2	1.000	0	1	1	2	7	1	0	0	0	6
at Coker	5-6	.833	0-1	.000	1-1	1.000	0	2	2	0	11	0	0	2	0	18
at Limestone	2-2	1.000	0-0	.000	1-3	.333	0	2	2	2	5	0	2	1	0	16
at Carson-Newman	7-9	.778	0-0	.000	4-4	1.000	0	4	4	1	18	0	1	3	1	21
at Catawba	7-10	.700	1-1	1.000	6-6	1.000	3	3	6	4	21	1	2	0	1	29
Anderson	6-8	.750	0-0	.000	3-3	1.000	1	4	5	2	15	0	3	3	0	28
Tusculum	3-7	.429	0-1	.000	3-4	.750	1	1	2	3	9	1	1	3	0	20
Newberry	6-9	.667	0-0	.000	5-9	.556	2	6	8	2	17	3	0	1	0	28
Lincoln Memorial	6-13	.462	0-1	.000	1-1	1.000	3	3	6	1	13	1	2	3	0	27
at Queens	dnp (injured)															
at Lincoln Memorial	2-3	.667	0-0	.000	2-3	.667	0	2	2	0	6	0	0	0	0	6
UVA Wise																
Carson-Newman																
at Wingate																
Coker																
at Mars Hill																
at Tusculum																
Limestone																
Catawba																
at Anderson																
at UVA Wise																
Mars Hill																
Queens																
at Newberry																

» NOTES

» Enters first season with the Bears after transferring in from Cape Fear Community College.

BACK-TO-BACK

» Nesmith put together his two best games in an LR uniform in back-to-back contests in December. In games at Carson-Newman and Catawba, Nesmith went a combined 14-for-19 and averaged 19.5 points and 5.0 rebounds per game. Nesmith was also a perfect 10-for-10 from the free throw line in those two games.

» CAREER STATS

Year	G	S	MIN	AVG	FG	FGA	PCT	3FG	3FGA	3PCT	FT	FTA	PCT	O	D	TOT	AVG	PF	D	A	TO	BLK	STL	PTS	AVG
2021-22	13	5	229	17.6	50	78	.641	2	8	.250	29	39	.744	10	34	44	3.4	22	0	8	13	18	3	131	10.1
TOTAL	13	5	229	17.6	50	78	.641	2	8	.250	29	39	.744	10	34	44	3.4	22	0	8	13	18	3	131	10.1

23 NAS TYSON

JR. | G | 6'1" | 200
WINGATE, N.C. | FOREST HILLS HS



» CAREER HIGHS

Points	18	at Coker	11/23/21
Rebounds	8	vs. Wingate	11/17/21
Assists	6	vs. Young Harris	11/13/21
Steals	4	at LMU	1/8/22
FG Made	7	at Coker	11/23/21
3FG Made	4	at Coker	11/23/21
FT Made	2	twice	

» PRODUCTION TRACKER

	2021-22	CAREER
Double-figure points	4	4
Double-doubles	--	0
20-pt games	--	0
5+ rebounds	2	2
5+ assists	1	1
Games with a made 3-ptr	8	13

» 2021-22 GAME-BY-GAME

Opponent	FG	PCT.	3FG	PCT.	FT	PCT.	ORB	DRB	REB	PF	PTS	A	TO	BLK	STL	MIN
vs. Emmanuel	3-9	.333	2-8	.250	0-0	.000	0	3	3	2	8	0	0	0	0	22
vs. Young Harris	5-14	.357	3-10	.300	0-1	.000	0	6	6	2	13	6	0	1	2	27
Wingate	2-4	.500	0-2	.000	0-0	.000	1	7	8	2	4	2	1	0	3	30
Lees-McRae	4-8	.500	2-5	.400	1-1	1.000	0	3	3	1	11	3	2	0	2	29
at Coker	7-10	.700	4-7	.571	0-0	.000	0	0	0	2	18	0	2	0	1	29
at Limestone	5-11	.454	3-7	.429	0-0	.000	0	3	3	0	13	2	1	0	2	32
at Carson-Newman	1-6	.167	0-3	.000	0-0	.000	1	2	3	1	2	2	1	0	1	23
at Catawba	2-7	.286	0-5	.000	0-0	.000	0	2	2	0	4	1	1	0	0	24
Anderson	2-5	.400	1-4	.250	2-2	1.000	1	2	3	3	7	2	1	0	2	23
Tusculum	2-3	.667	0-1	.000	0-0	.000	0	1	1	2	4	0	1	0	1	21
Newberry	0-1	.000	0-1	.000	0-0	.000	1	0	1	1	0	0	0	0	0	13
Lincoln Memorial	2-7	.286	1-6	.167	0-0	.000	0	1	1	2	5	2	0	0	1	26
at Queens	0-1	.000	0-1	.000	1-2	.500	0	1	1	1	1	1	1	0	0	25
at Lincoln Memorial	3-7	.429	1-3	.333	0-0	.000	0	2	2	0	7	2	1	0	4	24
UVA Wise																
Carson-Newman																
at Wingate																
Coker																
at Mars Hill																
at Tusculum																
Limestone																
Catawba																
at Anderson																
at UVA Wise																
Mars Hill																
Queens																
at Newberry																

» NOTES

» After a rookie season that showed plenty of potential, Tyson enters his third season with the Bears.

ROYAL SHOWING

» Tyson broke out with a 9-point performance against Queens on Nov. 30, 2019. In just 13 minutes of game action, Tyson buried three triples (on five attempts) and grabbed three boards.

BACK-TO-BACKERS

» Tyson's 2019-20 would end prematurely but on a strong note. The freshman had a second straight 9-point performance in his finale and added three boards and a steal. Over his final two games, Tyson averaged 9.0 points, three rebounds and shot 55.5 percent from the field in just 20.0 minutes of action.

» CAREER STATS

Year	G	S	MIN	AVG	FG	FGA	PCT	3FG	3FGA	3PCT	FT	FTA	PCT	O	D	TOT	AVG	PF	D	A	TO	BLK	STL	PTS	AVG
2019-20	7	0	67	9.5	8	19	.421	5	14	.357	3	5	.600	6	6	12	1.7	6	0	0	1	0	3	24	3.4
2020-21	6	-	29	4.9	4	14	.286	3	10	.300	1	3	.333	1	1	2	0.3	2	0	1	0	0	1	12	2.0
2021-22	14	8	348	24.8	38	93	.409	17	63	.270	4	6	.667	4	33	37	2.6	19	0	23	12	1	19	97	6.9
TOTAL	27	8	393	15.7	47	118	.398	24	83	.289	7	12	.583	11	37	48	1.9	26	0	21	11	1	19	125	5.0



33 COOPER FOWLER

JR. | C | 6'11" | 275
GREENVILLE, S.C. | JL MANN HS



» CAREER HIGHS

Points	22	twice
Rebounds	10	twice
Assists	6	vs. Newberry 1/11/20
Steals	1	nine times
FG Made	8	twice
3FG Made	6	vs. Coker 1/4/20
FT Made	5	vs. Wingate 1/1/20

» PRODUCTION TRACKER

	2021-22	CAREER
Double-figure points	2	14
Double-doubles	--	2
20-pt games	--	2
5+ rebounds	3	21
5+ assists	--	2
Games with a made 3-ptr	6	30

» 2021-22 GAME-BY-GAME

Opponent	FG	PCT.	3FG	PCT.	FT	PCT.	ORB	DRB	REB	PF	PTS	A	TO	BLK	STL	MIN
vs. Emmanuel	2-7	.286	1-4	.250	0-0	.000	0	3	3	1	5	1	0	0	0	19
vs. Young Harris	0-0	.000	0-0	.000	0-0	.000	0	0	0	0	0	0	0	0	0	1
Wingate	4-8	.500	2-5	.400	0-0	.000	1	1	2	2	10	1	0	2	2	24
Lees-McRae	3-4	.750	1-2	.500	0-0	.000	1	2	3	3	7	1	0	0	1	13
at Coker	1-3	.333	0-2	.000	0-0	.000	1	0	1	1	2	1	1	0	0	11
at Limestone	0-1	.000	0-1	.000	0-0	.000	1	3	4	0	0	0	1	0	0	12
at Carson-Newman	1-2	.500	1-1	1.000	0-0	.000	0	2	2	1	3	0	0	0	0	8
at Catawba	1-3	.333	1-1	1.000	0-0	.000	1	0	1	1	3	2	0	0	0	10
Anderson	dnp (coaches decision)															
Tusculum	4-6	.667	0-2	.000	0-0	.000	0	5	5	0	8	1	1	1	1	17
Newberry	0-0	.000	0-0	.000	0-0	.000	0	1	1	0	0	1	0	0	0	5
Lincoln Memorial	1-6	.167	1-6	.167	0-0	.000	0	4	4	2	3	2	0	1	0	13
at Queens	3-7	.429	0-3	.000	0-0	.000	1	5	6	3	6	1	0	1	0	27
at Lincoln Memorial	5-10	.500	0-4	.000	0-0	.000	1	5	6	1	10	2	2	2	0	20
UVA Wise																
Carson-Newman																
at Wingate																
Coker																
at Mars Hill																
at Tusculum																
Limestone																
Catawba																
at Anderson																
at UVA Wise																
Mars Hill																
Queens																
at Newberry																

» NOTES

- » Do-it-all big man returns looking for a breakout junior campaign
- » Named to South Atlantic Conference All-Freshmen Team.

DO IT ALL

- » Fowler has a little bit of everything in his game as evidenced by his stat line. At 6'10", Fowler had two games with at least five assists and shot 37.5 percent from long range. He also had 15 games with at least five boards and two double-doubles as a freshman.

SECRET WEAPON

- » After playing no more than 16 minutes in the 2019 portion of the schedule (eight games) and scoring a combined 21 points in that stretch, Fowler was unleashed once the calendar turned to 2020. On New Year's night, Fowler went for 22 points and 10 rebounds against Wingate and followed that up with another 22 point performance against Coker. Against the Cobras, Fowler went 6-of-8 from long range.

HOME COOKING

- » Fowler was a fan of Shuford Gym as a freshman, averaging 12.1 points per game and shooting 49.1 percent from the field and 43.1 percent from long range. Fowler also hit 81 percent of his free throws and averaged 5.6 rebounds a night.

MEMORABLE MOMENT

- » Fowler had a moment that will live on for a long time in the memories of teammates. Fowler's buzzer-beating putback sent LR past Wingate 86-85 and earned him the No. 8 top play in the SportsCenter top 10 plays.

» CAREER STATS

Year	G	S	MIN	AVG	FG	FGA	PCT	3FG	3FGA	3PCT	FT	FTA	PCT	O	D	TOT	AVG	PF	D	A	TO	BLK	STL	PTS	AVG
2019-20	27	20	560	20.7	82	181	.453	30	80	.375	30	44	.682	17	107	124	4.6	52	0	42	37	13	9	224	8.3
2020-21	14	13	253	18.1	30	73	.405	17	54	.315	7	9	.778	5	43	48	3.4	13	0	13	8	16	5	84	6.0
2021-22	13	8	180	13.8	25	57	.439	7	31	.226	0	0	.000	7	31	38	2.9	15	0	13	5	7	4	57	4.4
TOTAL	52	40	945	18.2	129	295	.437	54	158	.342	37	53	.698	27	171	198	3.8	76	0	65	48	33	18	349	6.7



» 2021-22 MISCELLANEOUS STATS



2021-22 Lenoir-Rhyne Men's Basketball Combined Team Statistics All games

Page 1/1
as of Jan 11, 2022

Game Records

Record	Overall	Home	Away	Neutral
ALL GAMES	3-11	1-5	1-5	1-1
CONFERENCE	2-9	1-4	1-5	0-0
NON-CONFERENCE	1-2	0-1	0-0	1-1

Score by Periods

Team	1st	2nd	OT	TOT
Lenoir-Rhyne	521	423	11	955
Opponents	527	529	13	1069

Team Box Score

No.	Player				Total		3-Point		F-Throw		Rebounds											
		GP-GS	MIN	AVG	FG-FGA	FG%	3FG-3FGA	3FG%	FT-FTA	FT%	OFF	DEF	TOT	AVG	PF	DQ	A	TO	BLK	STL	PTS	AVG
5	JOHNSON, Jalen	14-12	423:24	30.2	62-144	.431	33-78	.423	29-33	.879	4	40	44	3.1	23	0	60	27	3	21	186	13.3
15	KANGU, Kevin	14-13	422:19	30.2	56-139	.403	28-76	.368	18-20	.900	6	24	30	2.1	23	1	21	20	1	18	158	11.3
21	NESMITH, T.J.	13-5	227:48	17.5	50-78	.641	2-8	.250	29-39	.744	10	34	44	3.4	22	0	8	13	18	3	131	10.1
2	WILSON, Salle	14-10	302:44	21.6	46-102	.451	7-27	.259	13-20	.650	5	23	28	2.0	30	0	19	19	4	9	112	8.0
23	TYSON, Nas	14-8	347:58	24.9	38-93	.409	17-63	.270	4-6	.667	4	33	37	2.6	19	0	23	12	1	19	97	6.9
1	LEGANIA, Malik	11-2	208:54	19.0	29-49	.592	1-5	.200	9-18	.500	8	20	28	2.5	6	0	10	6	1	5	68	6.2
33	FOWLER, Cooper	13-9	177:51	13.7	25-57	.439	7-31	.226	0-0	.000	7	31	38	2.9	15	0	13	5	7	4	57	4.4
12	MCCLAIN, Tyson	14-1	243:17	17.4	16-52	.308	6-28	.214	3-6	.500	6	27	33	2.4	18	0	14	16	1	6	41	2.9
11	STEELE, Tim	14-5	193:05	13.8	15-56	.268	7-29	.241	3-6	.500	5	24	29	2.1	18	0	10	11	2	7	40	2.9
4	JOSEPH, P.J.	13-2	112:50	8.7	13-42	.310	4-15	.267	5-12	.417	8	17	25	1.9	16	0	6	6	1	3	35	2.7
0	MEDWINTER, Damion	7-1	50:23	7.2	3-10	.300	3-7	.429	4-6	.667	1	8	9	1.3	2	0	2	0	0	1	13	1.9
13	SHABAZZ, Elijah	11-2	91:29	8.3	6-18	.333	0-0	.000	5-14	.357	9	14	23	2.1	6	0	5	6	1	3	17	1.5
14	OWENS-CASTRILLO, Marcus	2-0	09:52	4.9	0-0	.000	0-0	.000	0-0	.000	1	1	2	1.0	1	0	0	1	0	0	0	0.0
10	FYLE, Percy	2-0	02:32	1.3	0-0	.000	0-0	.000	0-0	.000	0	0	0	0.0	0	0	0	0	0	0	0	0.0
3	METCALF, Marcus	2-0	10:34	5.3	0-1	.000	0-1	.000	0-0	.000	0	2	2	1.0	0	0	0	0	0	0	0	0.0
Team											15	24	39					1				
Total		14	2825		359-841	.427	115-368	.313	122-180	.678	89	322	411	29.4	199	1	191	143	40	99	955	68.2
Opponents		14	2834		395-820	.482	128-346	.370	151-212	.712	136	422	558	39.9	180	0	210	190	41	82	1069	76.4

Team Statistics

	LRU	OPP
Scoring	955	1069
Points per game	68.2	76.4
Scoring margin	-8.1	-
Field goals-att	359-841	395-820
Field goal pct	.427	.482
3 point fg-att	115-368	128-346
3-point FG pct	.313	.370
3-pt FG made per game	8.2	9.1
Free throws-att	122-180	151-212
Free throw pct	.678	.712
F-Throws made per game	8.7	10.8
Rebounds	411	558
Rebounds per game	29.4	39.9
Rebounding margin	-10.5	-
Assists	191	210
Assists per game	13.6	15.0
Turnovers	143	190
Turnovers per game	10.2	13.6
Turnover margin	+3.4	-
Assist/turnover ratio	1.3	1.1
Steals	99	82
Steals per game	7.1	5.9
Blocks	40	41
Blocks per game	2.9	2.9
Winning streak	0	-
Home win streak	0	-
Attendance	2368	1456
Home games-Avg/Game	6-395	6-243
Neutral site-Avg/Game	-	2-134

Team Results

Date	Opponent		Score	Att.
11/12/2021	vs Emmanuel (GA)	L	65-80	131
11/13/2021	vs Young Harris	W	94-86	136
11/17/2021	Wingate	W	75-70	632
11/20/2021	Lees-McRae	L	81-84	432
11/23/2021	at Coker	W	67-64	200
11/27/2021	at Limestone	L	54-70	192
12/01/2021	at Carson-Newman	L	57-72	577
12/11/2021	at Catawba	Lot	89-91	174
12/15/2021	Anderson (SC)	L	74-77	306
12/18/2021	Tusculum	L	49-69	573
12/20/2021	Newberry	L	65-66	324
01/01/2022	Lincoln Memorial	L	67-76	101
01/05/2022	at Queens (NC)	L	56-71	55
01/08/2022	at Lincoln Memorial	L	62-93	258



» 2021-22 MISCELLANEOUS STATS



2021-22 Lenoir-Rhyne Men's Basketball Team High/Low Analysis All games

Page 1/4
as of Jan 11, 2022

Lenoir-Rhyne - Game Highs

POINTS	94	vs Young Harris (N) (11/13/2021)
	89	at Catawba (12/11/2021)
	81	Lees-McRae (11/20/2021)
	75	Wingate (11/17/2021)
	74	Anderson (SC) (12/15/2021)
FIELD GOALS MADE	37	vs Young Harris (N) (11/13/2021)
	34	at Catawba (12/11/2021)
FIELD GOAL ATTEMPTS	75	at Catawba (12/11/2021)
	72	Lees-McRae (11/20/2021)
FIELD GOAL PERCENTAGE	.521 (37-71)	vs Young Harris (N) (11/13/2021)
	.492 (29-59)	Wingate (11/17/2021)
3 PT FG MADE	17	vs Young Harris (N) (11/13/2021)
	11	Lees-McRae (11/20/2021)
3 PT FG ATTEMPTS	40	vs Young Harris (N) (11/13/2021)
	31	Lincoln Memorial (01/01/2022)
	31	at Coker (11/23/2021)
	31	vs Emmanuel (GA) (N) (11/12/2021)
3 PT FG PERCENTAGE	.425 (17-40)	vs Young Harris (N) (11/13/2021)
	.407 (11-27)	Lees-McRae (11/20/2021)
FREE THROWS MADE	21	Anderson (SC) (12/15/2021)
	12	vs Emmanuel (GA) (N) (11/12/2021)
FREE THROW ATTEMPTS	23	Anderson (SC) (12/15/2021)
	18	at Catawba (12/11/2021)
	18	vs Emmanuel (GA) (N) (11/12/2021)
FREE THROW PERCENTAGE	.913 (21-23)	Anderson (SC) (12/15/2021)
	.833 (10-12)	Lees-McRae (11/20/2021)
	.833 (5-6)	at Carson-Newman (12/01/2021)
REBOUNDS	36	at Catawba (12/11/2021)
	35	vs Young Harris (N) (11/13/2021)
ASSISTS	21	vs Young Harris (N) (11/13/2021)
	18	Newberry (12/20/2021)
	18	Lees-McRae (11/20/2021)
STEALS	12	Wingate (11/17/2021)
	11	Lees-McRae (11/20/2021)
BLOCKED SHOTS	5	Newberry (12/20/2021)
	5	Tusculum (12/18/2021)
TURNOVERS	15	vs Emmanuel (GA) (N) (11/12/2021)
	14	Anderson (SC) (12/15/2021)
	14	at Limestone (11/27/2021)
FOULS	18	at Catawba (12/11/2021)
	17	at Queens (NC) (01/05/2022)
	17	Anderson (SC) (12/15/2021)
	17	Lees-McRae (11/20/2021)



» 2021-22 MISCELLANEOUS STATS



2021-22 Lenoir-Rhyne Men's Basketball Team High/Low Analysis All games

Page 3/4
as of Jan 11, 2022

Lenoir-Rhyne - Game Lows

POINTS	49		Tusculum (12/18/2021)
	54		at Limestone (11/27/2021)
	56		at Queens (NC) (01/05/2022)
	57		at Carson-Newman (12/01/2021)
	62		at Lincoln Memorial (01/08/2022)
FIELD GOALS MADE	20		at Queens (NC) (01/05/2022)
	20		Tusculum (12/18/2021)
FIELD GOAL ATTEMPTS	52		Tusculum (12/18/2021)
	54		at Coker (11/23/2021)
FIELD GOAL PERCENTAGE	.357	(20-56)	at Queens (NC) (01/05/2022)
	.379	(22-58)	at Carson-Newman (12/01/2021)
3 PT FG MADE	2		Tusculum (12/18/2021)
	5		at Limestone (11/27/2021)
3 PT FG ATTEMPTS	16		Tusculum (12/18/2021)
	18		at Lincoln Memorial (01/08/2022)
3 PT FG PERCENTAGE	.125	(2-16)	Tusculum (12/18/2021)
	.240	(6-25)	Newberry (12/20/2021)
FREE THROWS MADE	3		vs Young Harris (N) (11/13/2021)
	5		at Carson-Newman (12/01/2021)
	5		at Coker (11/23/2021)
FREE THROW ATTEMPTS	6		at Carson-Newman (12/01/2021)
	7		at Coker (11/23/2021)
FREE THROW PERCENTAGE	.375	(3-8)	vs Young Harris (N) (11/13/2021)
	.471	(8-17)	at Lincoln Memorial (01/08/2022)
REBOUNDS	23		Tusculum (12/18/2021)
	23		at Coker (11/23/2021)
ASSISTS	9		at Queens (NC) (01/05/2022)
	10		at Limestone (11/27/2021)
STEALS	3		Newberry (12/20/2021)
	5		at Queens (NC) (01/05/2022)
	5		Lincoln Memorial (01/01/2022)
	5		at Limestone (11/27/2021)
BLOCKED SHOTS	0		at Catawba (12/11/2021)
	1		at Queens (NC) (01/05/2022)
	1		at Limestone (11/27/2021)
TURNOVERS	7		Lincoln Memorial (01/01/2022)
	7		at Carson-Newman (12/01/2021)
FOULS	8		vs Young Harris (N) (11/13/2021)
	10		at Coker (11/23/2021)



» 2021-22 MISCELLANEOUS STATS



2021-22 Lenoir-Rhyne Men's Basketball Team High/Low Analysis All games

Page 2/4
as of Jan 11, 2022

Opponent - Game Highs

POINTS	93	at Lincoln Memorial (01/08/2022)
	91	at Catawba (12/11/2021)
	86	vs Young Harris (N) (11/13/2021)
	84	Lees-McRae (11/20/2021)
	80	vs Emmanuel (GA) (N) (11/12/2021)
FIELD GOALS MADE	36	at Lincoln Memorial (01/08/2022)
	33	at Catawba (12/11/2021)
	33	vs Young Harris (N) (11/13/2021)
FIELD GOAL ATTEMPTS	67	Tusculum (12/18/2021)
	66	at Lincoln Memorial (01/08/2022)
	66	vs Young Harris (N) (11/13/2021)
FIELD GOAL PERCENTAGE	.545 (36-66)	at Lincoln Memorial (01/08/2022)
	.536 (30-56)	Anderson (SC) (12/15/2021)
3 PT FG MADE	16	vs Young Harris (N) (11/13/2021)
	14	vs Emmanuel (GA) (N) (11/12/2021)
3 PT FG ATTEMPTS	38	vs Young Harris (N) (11/13/2021)
	30	at Limestone (11/27/2021)
	30	at Coker (11/23/2021)
3 PT FG PERCENTAGE	.538 (14-26)	vs Emmanuel (GA) (N) (11/12/2021)
	.435 (10-23)	Lincoln Memorial (01/01/2022)
FREE THROWS MADE	17	Wingate (11/17/2021)
	16	at Catawba (12/11/2021)
FREE THROW ATTEMPTS	26	at Catawba (12/11/2021)
	22	Wingate (11/17/2021)
FREE THROW PERCENTAGE	.824 (14-17)	Lincoln Memorial (01/01/2022)
	.773 (17-22)	Wingate (11/17/2021)
REBOUNDS	54	Tusculum (12/18/2021)
	43	at Queens (NC) (01/05/2022)
	43	at Catawba (12/11/2021)
	43	at Carson-Newman (12/01/2021)
ASSISTS	25	vs Young Harris (N) (11/13/2021)
	20	at Lincoln Memorial (01/08/2022)
STEALS	11	vs Emmanuel (GA) (N) (11/12/2021)
	10	Tusculum (12/18/2021)
BLOCKED SHOTS	8	Lees-McRae (11/20/2021)
	7	at Catawba (12/11/2021)
TURNOVERS	18	Tusculum (12/18/2021)
	17	Wingate (11/17/2021)
FOULS	20	Anderson (SC) (12/15/2021)
	16	vs Emmanuel (GA) (N) (11/12/2021)



» 2021-22 MISCELLANEOUS STATS



2021-22 Lenoir-Rhyne Men's Basketball Team High/Low Analysis All games

Page 4/4
as of Jan 11, 2022

Opponent - Game Lows

POINTS	64		at Coker (11/23/2021)
	66		Newberry (12/20/2021)
	69		Tusculum (12/18/2021)
	70		at Limestone (11/27/2021)
	70		Wingate (11/17/2021)
FIELD GOALS MADE	23		Wingate (11/17/2021)
	24		at Queens (NC) (01/05/2022)
	24		at Coker (11/23/2021)
FIELD GOAL ATTEMPTS	52		Wingate (11/17/2021)
	55		at Queens (NC) (01/05/2022)
	55		Lincoln Memorial (01/01/2022)
	55		Newberry (12/20/2021)
	55		at Coker (11/23/2021)
	55		vs Emmanuel (GA) (N) (11/12/2021)
FIELD GOAL PERCENTAGE	.403	(27-67)	Tusculum (12/18/2021)
	.436	(24-55)	at Queens (NC) (01/05/2022)
	.436	(24-55)	at Coker (11/23/2021)
3 PT FG MADE	4		Newberry (12/20/2021)
	5		Anderson (SC) (12/15/2021)
3 PT FG ATTEMPTS	16		Newberry (12/20/2021)
	18		Anderson (SC) (12/15/2021)
3 PT FG PERCENTAGE	.250	(4-16)	Newberry (12/20/2021)
	.278	(5-18)	Anderson (SC) (12/15/2021)
FREE THROWS MADE	4		vs Young Harris (N) (11/13/2021)
	6		at Coker (11/23/2021)
FREE THROW ATTEMPTS	8		at Coker (11/23/2021)
	9		vs Young Harris (N) (11/13/2021)
FREE THROW PERCENTAGE	.444	(4-9)	vs Young Harris (N) (11/13/2021)
	.615	(16-26)	at Catawba (12/11/2021)
	.615	(8-13)	Tusculum (12/18/2021)
REBOUNDS	33		Newberry (12/20/2021)
	34		Anderson (SC) (12/15/2021)
ASSISTS	7		Wingate (11/17/2021)
	11		at Queens (NC) (01/05/2022)
	11		Newberry (12/20/2021)
STEALS	3		Lincoln Memorial (01/01/2022)
	3		Newberry (12/20/2021)
	3		at Coker (11/23/2021)
BLOCKED SHOTS	0		Wingate (11/17/2021)
	1		Newberry (12/20/2021)
	1		Anderson (SC) (12/15/2021)
	1		vs Emmanuel (GA) (N) (11/12/2021)
TURNOVERS	9		Lincoln Memorial (01/01/2022)
	10		at Lincoln Memorial (01/08/2022)
	10		Newberry (12/20/2021)
FOULS	9		at Carson-Newman (12/01/2021)
	9		vs Young Harris (N) (11/13/2021)



» 2021-22 MISCELLANEOUS STATS

Statistic	National Rank	Conference Rank	Value	National Leader	Value	Conference Leader	Value
3-pt Field Goal Attempts (297 ranked)	33	3	368	Northern St.	516	Lincoln Memorial	452
Assist Turnover Ratio (297 ranked)	39	3	1.34	Lake Superior St.	2.02	Lincoln Memorial	1.44
Assists Per Game (297 ranked)	138	8	13.6	Nova Southeastern	24.3	Lincoln Memorial	19.3
Blocked Shots Per Game (297 ranked)	154	7	2.9	Tex. A&M-Commerce	7.1	Carson-Newman	4.1
Defensive Rebounds per Game (297 ranked)	271	11	23.00	Lincoln Memorial	33.00	Lincoln Memorial	33.00
Fewest Fouls (296 ranked)	119	1	199	P.R.-Rio Piedras	49	Lenoir-Rhyne	199
Fewest Turnovers (297 ranked)	61	1	143	P.R.-Rio Piedras	34	Lenoir-Rhyne	143
Field-Goal Percentage (297 ranked)	230	11	42.7	Charleston (WV)	53.8	Lincoln Memorial	50.6
Field-Goal Percentage Defense (297 ranked)	277	10	48.2	Augusta	36.5	Carson-Newman	40.6
Free Throw Attempts (297 ranked)	239	12	180	Angelo St.	369	Queens (NC)	334
Free Throws Made (297 ranked)	243	12	122	West Ala.	264	Queens (NC)	220
Free-Throw Percentage (297 ranked)	216	8	67.8	Colo. Christian	81.8	Wingate	74.4
Offensive Rebounds Per Game (297 ranked)	297	13	6.36	UNC Pembroke	16.85	Queens (NC)	15.21
Personal Fouls Per Game (297 ranked)	27	1	14.2	Saint Martin's	11.2	Lenoir-Rhyne	14.2
Rebound Margin (297 ranked)	293	13	-10.5	UNC Pembroke	12.8	Queens (NC)	7.7
Scoring Defense (297 ranked)	208	8	76.4	Fort Hays St.	56.2	Carson-Newman	67.1
Scoring Margin (297 ranked)	266	11	-8.1	Augusta	25.4	Lincoln Memorial	15.7
Scoring Offense (297 ranked)	255	13	68.2	Nova Southeastern	99.4	Lincoln Memorial	87.6
Steals Per Game (297 ranked)	138	4	7.1	Nova Southeastern	17.6	Queens (NC)	8.6
Three Pt FG Defense (297 ranked)	260	12	37.0	Wayne St. (MI)	26.1	Tusculum	29.8
Three-Point Field Goals Per Game (297 ranked)	109	6	8.2	Southeastern Okla.	12.9	Lincoln Memorial	12.2
Three-Point Field-Goal Percentage (297 ranked)	234	10	31.2	Augusta	45.0	Carson-Newman	38.1
Total 3-point FGM (297 ranked)	66	4	115	Embry-Riddle (FL)	182	Lincoln Memorial	171
Total Assists (297 ranked)	80	6	191	Nova Southeastern	340	Lincoln Memorial	270
Total Blocks (297 ranked)	105	7	40	AUM	95	Carson-Newman	57
Total Rebounds (297 ranked)	207	11	411	West Tex. A&M	661	Wingate	613
Total Rebounds Per Game (297 ranked)	294	13	29.36	UNC Pembroke	45.54	Lincoln Memorial	41.00
Total Steals (297 ranked)	75	2	99	Nova Southeastern	247	Queens (NC)	120
Turnover Margin (293 ranked)	32	2	3.4	Nova Southeastern	13.1	Queens (NC)	4.3
Turnovers Forced (297 ranked)	162	6	13.57	Nova Southeastern	27.00	Limestone	15.92
Turnovers Per Game (297 ranked)	16	1	10.2	Franklin Pierce	9.0	Lenoir-Rhyne	10.2
Winning Streaks(DII&III) (0 ranked)							
Won-Lost Percentage (296 ranked)	277	12	21.4	5 teams tied	100.0	Lincoln Memorial	85.7

Statistic	Player	National Rank	Conference Rank	Value	National Leader	Value	Conference Leader	Value
3-pt Field Goal Attempts (242 ranked)	Jalen Johnson	121	9	78	Trevor Hudgins, Northwest Mo. St.	160	Sean Elmore, Wingate	118
	Kevin Kangu	129	12	76				
Assist Turnover Ratio (250 ranked)	Jalen Johnson	70	3	2.22	DaJuan Jones, Tex. Permian Basin	4.32	Chase Rankin, Lincoln Memorial	2.97
Assists Per Game (248 ranked)	Jalen Johnson	84	7	4.3	DaJuan Jones, Tex. Permian Basin	8.3	Chase Rankin, Lincoln Memorial	6.4
Blocked Shots Per Game (249 ranked)	T.J. Nesmith	69	4	1.38	Clashon Gaffney, Tex. A&M-Commerce	4.00	Bryant Thomas, Carson-Newman	2.00
Defensive Rebounds per Game (250 ranked)					Joel Scott, Black Hills St.	9.31	Jordan Guest, Lincoln Memorial	5.93
Double Doubles (29 ranked)					Andrew Sischo, Daemen	13	Michael Houge, Mars Hill	5
Field-Goal Percentage (250 ranked)					Adrian Scarborough, Glenville St.	75.8	Caleb Robinson, Catawba	56.3
Free Throw Attempts (249 ranked)					Tray Buchanan, Emporia St.	135	Caleb Robinson, Catawba	100
Free Throws Made (249 ranked)					Tray Buchanan, Emporia St.	115	Trenton Gibson, Tusculum	62
							Caleb Robinson, Catawba	62
Free-Throw Percentage (249 ranked)					Jayce McCain, Cal St. San Marcos	96.7	Kadyn Dawkins, Mars Hill	89.6
Minutes Per Game (150 ranked)					Darius Kinne, Jefferson	39:30	Isayah Owens, Limestone	34:46
Offensive Rebounds Per Game (226 ranked)					Andrew Sischo, Daemen	4.93	Gavin Rains, Queens (NC)	3.91
Points Per Game (249 ranked)					Tray Buchanan, Emporia St.	27.4	Caleb Robinson, Catawba	21.4
Rebounds Per Game (250 ranked)					Andrew Sischo, Daemen	13.9	Bryant Thomas, Carson-Newman	8.7
Steals Per Game (223 ranked)	Jalen Johnson	223	5	1.50	Frank Webb Jr., Saint Leo	4.08	Tripp Davis, Carson-Newman	2.83
Three-Point Field Goals Per Game (241 ranked)	Jalen Johnson	149	8	2.36	Trevor Hudgins, Northwest Mo. St.	5.21	Sean Elmore, Wingate	2.93
	Kevin Kangu	241	16	2.00				
Three-Point Field-Goal Percentage (119 ranked)					Miguel Arnold, Augusta	54.6	Mekell Burries, Lincoln Memorial	46.8
Total 3-point FGM (248 ranked)	Jalen Johnson	87	5	33	Trevor Hudgins, Northwest Mo. St.	73	Sean Elmore, Wingate	44
	Kevin Kangu	149	11	28				
Total Assists (249 ranked)	Jalen Johnson	43	5	60	Nick Smith, Nova Southeastern	110	Chase Rankin, Lincoln Memorial	89
Total Blocks (223 ranked)	T.J. Nesmith	51	3	18	Clashon Gaffney, Tex. A&M-Commerce	48	Bryant Thomas, Carson-Newman	26
Total Field Goal Attempts (245 ranked)	Jalen Johnson	237	9	144	Matthew Wilson, Ark.-Fort Smith	263	Jarren Cottingham, Wingate	208
Total Field Goals Made (244 ranked)					Sekou Sylla, Nova Southeastern	140	Caleb Robinson, Catawba	94
Total Minutes (150 ranked)					Romeo Crouch, Embry-Riddle (FL)	576:20	Donell Nixon, Wingate	512:57
Total Points (249 ranked)	Jalen Johnson	237	11	186	Tray Buchanan, Emporia St.	411	Jarren Cottingham, Wingate	261
Total Rebounds (244 ranked)					Andrew Sischo, Daemen	195	Bryant Thomas, Carson-Newman	113
Total Steals (239 ranked)	Jalen Johnson	134	4	21	Nick Smith, Nova Southeastern	52	Tripp Davis, Carson-Newman	34
	Nas Tyson	200	8	19				
	Kevin Kangu	239	9	18				
Triple Doubles (2 ranked)					Armoni Foster, Indiana (PA)	2	Chase Rankin, Lincoln Memorial	1
							Trenton Gibson, Tusculum	1