

LR MATCHUP

» 2020-21 SCHEDULE

Date	Opponent	Time/Result
D. 12	Catawba	W, 93-86
D. 16	at Mars Hill	W, 69-65
J. 2	at #19 Queens	L, 68-88
J. 9	#2 Lincoln Memorial	W, 89-83
J. 11	at Anderson	PPD
J. 13	at UVA Wise	W, 98-63
J. 16	at Carson-Newman	L, 54-73
J. 18	#15/12 Queens	W, 71-66
J. 20	Wingate	W, 86-85
J. 23	at Coker	W, 75-64
J. 25	at Limestone	PPD
J. 27	Mars Hill	PPD
J. 30	Tusculum	PPD
F. 6	Limestone	PPD
F. 8	at Tusculum	PPD
F. 10	at Catawba	PPD
F. 13	Anderson	L, 79-80
F. 15	Mars Hill	7 PM
F. 17	UVA Wise	8 PM
F. 22	at Catawba	7 PM
F. 27	SAC Tournament First Round	TBA
M. 3	SAC Tournament Quarters	TBA
M. 6	SAC Tournament Semis	TBA
M. 7	SAC Tournament Champ.	TBA

Home games in RED

MARS HILL LIONS (1-11, 1-11 SAC) VS. LENOIR-RHYNE BEARS (7-3, 7-3 SAC)

FEB. 15 | SHUFORD GYMNASIUM | HICKORY, N.C. | 7 P.M.

» THE COACHES

Mars Hill:
Vic Finora
Career Record: 32-92 (5th season)
Record at Mars Hill: 32-92 (5th season)

Lenoir-Rhyne:
Everick Sullivan
Career Record: 170-87 (9th year)
Record at Lenoir-Rhyne: 63-61 (5th year)

» BROADCAST INFORMATION

Web: lrbeats.com/watch
SAC Live
Announcers: Adekale Ande
Broadcast start time: 6:45 PM

All Lenoir-Rhyne home basketball games will be streamed on lrbeats.com/watch with the postgame being uploaded to YouTube and lrbeats.com. All broadcasts go live 15 minutes prior to the scheduled tip time.

» THE SERIES

Overall: Lenoir-Rhyne leads, 70-33
SAC ERA:
In Hickory: 27-5
In Mars Hill: 20-12
Neutral site: 2-2
Current streak: W7
Last matchup: LR 69, Mars Hill 65 (12-16-20)
First matchup: Mars Hill 26, LR 13 (1923)
Largest margin of victory: 35, 85-50 (2-24-07)
Smallest margin of victory: 1, 71-70 (11-28-90)

» THE VENUE

Arena: Shuford Memorial Gymnasium
Address: 625 7th Ave.
Hickory, N.C. 28601
Location: Hickory, N.C.
Capacity: 2,300
Built: 1956

» TEAM STAT COMPARISON



73.9	41.5	29.4	77.6	46.6	35.9	39.8	12.3	2.9	4.6	14.6
POINTS	FG %	3PT %	SCORING DEFENSE	FG % DEFENSE	3PT % DEFENSE	REB.	ASSISTS	BLOCKS	STEALS	TO
78.2	45.7	32.3	75.3	46.9	34.9	30.4	15.6	1.9	7.1	12.1

» WEBCAST/RADIO ROSTER




Damion Medwinter
#0 | 6'4" | F | R-Fr.



Davion Bradford
#1 | 6'0" | G | Sr.



Salle Wilson
#2 | 6'4" | F | Fr.



Mason Hawks
#3 | 6'0" | G | Sr.



Elijah Shabazz
#4 | 6'5" | F | So.



Marcus Metcalf
#5 | 6'0" | G | R-Fr.



Darius Simmons
#10 | 5'11" | G | R-Sr.



Anthony Rice
#11 | 5'11" | G | Sr.



Tyson McClain
#12 | 5'11" | G | R-Jr.



Zim Fields
#13 | 6'4" | G | So.



Marcus Owens Castrillo
#14 | 6'5" | F | R-Fr.




Tim Steele
#15 | 6'5" | F | Fr.



Sam Deal
#20 | 5'11" | G | So.



R.J. Gunn
#21 | 6'7" | F | Sr.



Nas Tyson
#23 | 6'1" | G | So.



Armon Muldrew
#24 | 6'1" | G | Fr.



Percy Fyle
#32 | 6'8" | C | Fr.



Cooper Fowler
#33 | 6'11" | C | So.



Everick Sullivan
Head Coach



Zach Corliss
Assistant Coach



Blake Simmons
Assistant Coach

» NUMERICAL ROSTER

#	Name	Ht.	Wt.	Pos	CL	Hometown
0	Damion Medwinter	6-4	200	F	R-Fr.	Trumbull, Conn.
1	Davion Bradford	6-0	195	G	Sr.	Pontiac, Mich.
2	Salle Wilson	6-4	190	F	Fr.	Baton Rouge, La.
3	Mason Hawks	6-0	180	G	Sr.	Mount Airy, N.C.
4	Elijah Shabazz	6-5	215	F	So.	Raleigh, N.C.
5	Marcus Metcalf	6-0	160	G	R-Fr.	Goldsboro, N.C.
10	Darius Simmons	5-11	180	G	R-Sr.	Raleigh, N.C.
11	Anthony Rice	5-11	190	G	Sr.	Atlanta, Ga.
12	Tyson McClain	5-11	170	G	R-Jr.	Spartanburg, S.C.
13	Zim Fields	6-4	200	F	So.	Savannah, Ga.
14	Marcus Owens Castrillo	6-5	190	F	R-Fr.	Punta Del Este, Uruguay
15	Tim Steele	6-5	250	F	Fr.	Conway, S.C.
20	Sam Deal	5-11	180	G	So.	Hickory, N.C.
21	R.J. Gunn	6-7	245	F	Sr.	Columbia, S.C.
23	Nas Tyson	6-1	200	G	So.	Wingate, N.C.
24	Armon Muldrew	6-1	190	G	Fr.	Perris, Calif.
32	Percy Fyle	6-8	210	C	Fr.	Charlotte, N.C.
33	Cooper Fowler	6-11	275	C	So.	Greenville, S.C.

Head Coach: Everick Sullivan; Fifth Season at Lenoir-Rhyne

Assistant Coach: Zach Corliss

Assistant Coach: Blake Simmons

» ROSTER BREAKDOWN (BY STATE)



North Carolina (7)

Mason Hawks
Marcus Metcalf
Darius Simmons
Sam Deal
Elijah Shabazz
Nas Tyson
Percy Fyle



South Carolina (4)

Tyson McClain
Tim Steele
R.J. Gunn
Cooper Fowler



Georgia (2)

Zim Fields
Anthony Rice



Michigan (1)

Davion Bradford



California (1)
Armon Muldrew



Connecticut (1)
Damion Medwinter



Louisiana (1)
Salle Wilson



Uruguay (1)
Marcus Owens
Castrillo



» LENOIR-RHYNE NOTES

HISTORIC 100TH SEASON

» This is the historic 100th season of Lenoir-Rhyne men's basketball. The program began competition in 1919 but were shut down for two seasons due to World War II. The Bears have won 19 regular season championships and 12 conference tournaments in their history.

» The Bears are just three wins shy of 1,400 as a program and own an all-time winning percentage of .552 in the first 99 years of basketball.

» 62 of the first 99 seasons have been winning seasons for the Bears. Last year, the Bears went 14-14 which is only the third time in history that LR finished a season exactly at .500.

SHOT HEARD ROUND THE SHU

» Cooper Fowler hit one of the most memorable shots in the 65 years at Shuford Gymnasium on Wednesday, January 20.

» Trailing Wingate by one with 6.1 seconds left, Darius Simmons took the in-bounds pass and raced up court. He launched a 35-footer that front-rimmed and Fowler was in the right place at the right time.

» The big man grabbed the rebound with under 1 second remaining at the free throw line and in one motion double-pumped and hit a 15-footer at the buzzer that gave LR an 86-85 victory.

» The play earned the No. 8 top play on SportsCenter's top 10 plays.

» It was also picked up and posted by @NCAADII

OPPOSITE END OF A BUZZER-BEATER

» As thrilling as Fowler's game-winner was, the Bears found themselves on the other end this past Saturday. Trailing by four with 17 seconds to play, a pair of turnovers on inbounds passes led to a 5-0 Anderson run capped by a baseline jumper with five seconds to play that gave Anderson an 80-79 come-from-behind victory.

» The Bears dropped their first home game of the season in that loss and fall to 9-13 all-time against Anderson.

MEN OF MONDAY

» Lenoir-Rhyne has only played on Monday one other time this season and defeated Queens at home back on January 18. The Royals entered the game ranked No. 12 in the nation before LR handed Queens a 71-66 defeat.

» The only other Monday game left for the Bears to play would come on March 1 in the Quarterfinal round of the South Atlantic Conference Tournament.

UPSET SULLY

» Of the 13 wins over ranked teams since 1989-90, head coach Everick Sullivan has engineered six of those upsets.

» Four of the ranked wins have come over Queens including twice when the Royals were in the top 10 in the nation.

» The win over #2 LMU was the highest ranked opponent Lenoir-Rhyne has ever beaten.

» LENOIR-RHYNE BY THE NUMBERS

Seasons of Men's Basketball	100
Winning seasons	62
Losing seasons	34
.500 seasons	3
Most consecutive winning seasons	16
Most consecutive losing seasons	6
Wins in a season	26 (1962-63)
Longest winning streak	24 (1956-57)
Regular Season Championships	19 (last in 2008-09)
Conf. Tournament Championships	12 (last in 2003)
Longest home winning streak	25 (1955-58)
All-time games played	2,526
All-time record	1,397-1,129
All-time SAC record	292-224
1,000 point scorers	55
20+ win seasons	20 (last in 2018-19)
LR 100-point games	83 (last in 2019-20)
All-Americans	8 (last in 2015)
All-Conference players	81 (last in 2019-20)
SAC Players of the Year	5 (last in 2015-16)
SAC Freshmen of the Year	4 (last in 2005-06)
NCAA Tournament appearances	7 (last in 2019)
NCAA Tournament record	3-7
Highest national ranking	11
Weeks in national rankings	15
Most consecutive weeks in national poll	5
Games played at Shuford Gym	736
Total seasons at Shuford Gym	65
Winning seasons at Shuford Gym	50
Losing seasons at Shuford Gym	10
Undefeated seasons at Shuford Gym	3
.500 seasons at Shuford Gym	4
Longest home winning streak	25 (1955-58)
Most home wins in a season	14 (1966-67)
Most home losses in a season	10 (2010-11)
Most home wins in a two-year span	24 (1965-67)
Most home wins in a three-year span	35 (1964-67)

» LAST 10 GAMES VS. MARS HILL (9-1)

Date	Location	Result	Leading LR Scorer
2-27-16	Hickory, N.C.	W, 106-87	Kennan Palmore, 24
1-14-17	Hickory, N.C.	W, 84-74	Darrien Evans, 18
2-25-17	Mars Hill, N.C.	L, 74-78	Reed Lucas, 14
12-13-17	Mars Hill, N.C.	W, 74-55	Cory Thomas, 17
2-10-18	Hickory, N.C.	W, 79-64	Djibril Diallo, 18
1-12-19	Hickory, N.C.	W, 93-86 (OT)	Djibril Diallo, 23
2-23-19	Mars Hill, N.C.	W, 96-79	Djibril Diallo, 23
1-22-20	Mars Hill, N.C.	W, 98-83	Darius Simmons, 22
2-26-20	Hickory, N.C.	W, 107-98	Darius Simmons, 31
12-16-20	Mars Hill, N.C.	W, 69-65	Darius Simmons, 21

» MILESTONE WINS

Win #1 (1919-20)	Lenoir-Rhyne 16, Hickory Town 4
Win #100 (1932-33)	Lenoir-Rhyne 34, Catawba 32
Win #200 (1944-45)	Lenoir-Rhyne 37, Shelby YMCA 23
Win #300 (1952-53)	Lenoir-Rhyne 77, Guilford 69
Win #400 (1957-58)	Lenoir-Rhyne 71, High Point 66
Win #500 (1962-63)	Lenoir-Rhyne 96, Guilford 48
Win #600 (1967-68)	Lenoir-Rhyne 85, Guilford 79
Win #700 (1973-74)	Lenoir-Rhyne 78, Elon 68
Win #800 (1980-81)	Lenoir-Rhyne 79, Wingate 78
Win #900 (1987-88)	Lenoir-Rhyne 75, Atl. Christian 65
Win #1,000 (1992-93)	Lenoir-Rhyne 85, Okla. City 67
Win #1,100 (2000-01)	Lenoir-Rhyne 67, Carson-Newman 62
Win #1,200 (2006-07)	Lenoir-Rhyne 63, Lincoln Memorial 55
Win #1,300 (2013-14)	Lenoir-Rhyne 77, Coker 68



» LENOIR-RHYNE NOTES (CONTINUED)

CHASING MILESTONES

- » Lenoir-Rhyne enters the game with 292 all-time wins in South Atlantic Conference play. That number ranks as the most in the conference, more than 20 more than any other league foe since the SAC began in 1989-90.
- » The Bears are now just three wins shy of 1,400 as a program. Lenoir-Rhyne owns a 1,397-1,128 all-time record in the first 99 and-a-half years of hoops.

CHERISH THE ROCK

- » Lenoir-Rhyne hasn't turned the ball over more than their opponents in any game this season.
- » The 11.9 turnovers per game by the Bears is the second-best mark in the South Atlantic Conference.
- » Lenoir-Rhyne ranks 7th in the nation in turnover margin. The Bears are +5.0 in turnover margin and the 16.89 turnovers forced per game ranks 16th in Division II.

DROPPING DIMES

- » The Bears rank 20th in the nation in assists per game at 16.3 but only handed out nine helpers in the loss against Anderson on Saturday.

BEEN A WHILE

- » The last time these two programs met came one day shy of two months ago. The Bears played a sloppy game and only shot 35 percent from the field but came away with a

five-point victory.

FIELD OF 13

- » For the first time in SAC history, 13 teams will advance to the conference tournament. The new format allows the top three seeds to earn a bye.
- » As of now, Lenoir-Rhyne is in third place in the league standings and in prime position for a bye but the criteria for conference seeding hasn't been released at this time.

NEW REGIONAL LAYOUT

- » Lincoln Memorial was selected as the host of the NCAA Southeast Regional last week. Additionally, the NCAA announced plans to host the winter championships.
- » With those announcements, the NCAA announced a new regional layout due to some conferences not playing basketball this winter.
- » The Southeast Region will now be made up of Conference Carolinas, South Atlantic Conference along with the Southern Intercollegiate Athletic Conference. However, the SIAC announced in December that they won't be competing until March 1 which means that six teams from the SAC and Conference Carolinas will make up the NCAA Southeast Region in the Division II men's basketball tournament.

» NCAA DII TOP 25 (NABC)

School	Record	Last
1 Colorado School of Mines	10-0	1
2 Northern State (S.D.)	12-0	2
3 Northwest Missouri St.	14-1	3
4 Lincoln Memorial	15-1	4
5 West Texas A&M	7-1	5
6 Truman State	12-1	7
7 Mercyhurst	7-0	8
8 Colorado Mesa	13-1	9
9 Lubbock Christian	12-0	10
10 Alabama Huntsville	8-1	11
11 Hillsdale	13-1	12
12 Findlay (Ohio)	12-2	6
13 Texas A&M-Kingsville	13-1	14
14 Point Loma	3-0	13
15 DBU	12-2	15
16 Washburn	12-3	17
17 St. Thomas Aquinas	2-0	19
18 Northwest Nazarene	8-1	23
19 Lee	9-2	18
20 Queens (N.C.)	9-4	16
21 Flagler	8-2	NR
22 Charleston (W.Va.)	7-2	NR
23 West Liberty (W.Va.)	7-3	NR
24 Gannon (Pa.)	4-0	NR
25 Valdosta State	10-4	20

Others receiving votes: Sioux Falls (S.D.) 27, Fairmont State (W.Va.) 21, Lenoir-Rhyne (N.C.) 20, Dominican (N.Y.) 16, Azusa Pacific (Calif.) 11, Southern Indiana 7, Glenville State (W.Va.) 6, St. Edward's (Texas) 6, Michigan Tech 5, Southern Arkansas 5, Union (Tenn.) 5, Oklahoma Baptist 4, Georgia College 2.

Dropped out: Fairmont State (21), Sioux Falls (22), Glenville State (24), St. Edward's (25).

» PROJECTED STARTING FIVE

	Player	PPG	RPG	APG	FG%	3PT%	FT%	MIN
10	Darius Simmons	17.5	1.5	1.9	42.5	37.8	91.2	26.7
3	Mason Hawks	10.3	2.2	4.0	41.2	24.4	84.6	27.3
1	Davion Bradford	7.7	4.1	1.8	64.7	38.5	66.7	26.0
21	R.J. Gunn	14.8	4.7	1.8	48.6	40.0	76.9	28.0
33	Cooper Fowler	4.6	3.4	0.9	42.4	32.0	50.0	15.1



LEADING AT THE BREAK

- » Lenoir-Rhyne is a perfect 5-0 when leading going into the break.
- » They are 2-2 when trailing at the half, earning wins over Wingate and Queens.

BEATING THE SUPERPOWERS

- » Lincoln Memorial and Queens have been two of the best teams in the nation for the past handful of years.
- » However, in two of the past three seasons, Lenoir-Rhyne has defeated both teams in the same year.
- » The Bears own an 89-83 win over #2 Lincoln Memorial on Jan. 9 and a 71-66 win over #12/15 Queens on Jan. 18.
- » No other team in the South Atlantic Conference can make that same claim.

SPREADING THE WEALTH

- » For the second time this season, Lenoir-Rhyne had five players score in double figures. Against Anderson, Darius Simmons (16), Mason Hawks (13), Zim Fields (12), Davion Bradford (11) and R.J. Gunn (11) all reached double figures in scoring.
- » The Bears actually had six players reach double digits in scoring against Wingate earlier this season.

» CURRENT STREAKS

Overall	Lost 1
vs. unranked teams	Lost 1
vs. ranked teams	Won 2
Home	Lost 1
Home vs. SAC	Lost 1
Home vs. non-conference	Lost 2
Road	Won 1
Road vs. SAC	Won 1
Road vs. non-conference	Won 8

CONSECUTIVE MADE FREE THROWS (ACTIVE STREAKS)

Darius Simmons	24
Armon Muldrew	7
R.J. Gunn	6
Zim Fields	4
Tyson McClain	3
Anthony Rice	3
Davion Bradford	2
Mason Hawks	1

CONSECUTIVE GAMES WITH 3-POINT FIELD GOAL

R.J. Gunn	4
Cooper Fowler	3
Davion Bradford	2
Tim Steele	2

CONSECUTIVE GAMES STARTED

R.J. Gunn	42
Mason Hawks	38
Darius Simmons	31
Davion Bradford	2
Cooper Fowler	1

GAMES PLAYED 2020-21 CAREER

Darius Simmons	10	95
Mason Hawks	10	93
R.J. Gunn	10	86
Davion Bradford	10	83
Tyson McClain	9	43
Zim Fields	9	37
Cooper Fowler	8	34
Anthony Rice	8	21
Elijah Shabazz	3	17
Nas Tyson	4	11
Tim Steele	10	10
Armon Muldrew	9	9
Damion Medwinter	4	4
Salle Wilson	3	3
Marcus Metcalf	2	2
Percy Fyle	2	2
Sam Deal	1	1

» LENOIR-RHYNE RECORD WHEN...

Playing at home	4-1
Playing on the road	3-2
Playing at a neutral site	0-0
Playing vs. the SAC	7-3
Leads at halftime	5-0
Trails at halftime	2-2
Tied at halftime	0-1
Plays an overtime game	0-0
Shoots 50% or better	3-0
Shoots less than 50%	4-3
Opponent shoots better than 50%	2-1
Opponent shoots 50% or less	5-2
Shoots better than opponent	4-0
Shoots worse than opponent	3-3
Has more FTs made than opponent	5-1
Has less FTs made than opponent	2-2
Outrebounds opponent	2-0
is outrebounded	5-3
Has equal rebounds	0-0
Has more TOs than opponent	0-0
Has equal or less TOs than opponent	7-3
Scores more/equal bench points	4-1
Scores less bench points	3-2
Plays a ranked opponent	2-1
Makes 5+ 3-point shots	7-2
No LR player fouls out	6-2
Has 15+ assists	5-1
Wears white uniforms	4-1
Wears black uniforms	3-2
Plays in December	2-0
Plays in January	5-2
Plays in February	0-1
Plays in March	0-0
Plays during the day (before 6 p.m.)	5-3
Plays at night	2-0
Plays on Sunday	0-0
Plays on Monday	1-0
Plays on Tuesday	0-0
Plays on Wednesday	3-0
Plays on Thursday	0-0
Plays on Friday	0-0
Plays on Saturday	3-2
Margin is 5 pts. or less	3-1
Margin is 6-10 points	2-0
Margin is 11-20 points	2-2
Has a 20-point scorer	4-0
Has a 30-point scorer	0-0
Scores 59 points or less	0-1
Scorers 60-69 points	1-1
Scores 70-79 points	2-1
Scores 80-89 points	2-0
Scores 90+ points	2-0

» RECORD VS. CONF OPPONENTS IN SAC ERA (1989-CURRENT)

TEAM	OVERALL	CONF.	HOME	AWAY	NEUTRAL
Anderson	9-13	8-13	6-5	2-8	1-0
Carson-Newman	37-32	34-29	24-8	11-22	2-2
Catawba	38-33	37-26	23-11	15-18	0-4
Coker	13-3	13-3	7-0	6-3	0-0
Limestone	7-2	0-0	2-0	1-1	4-1
Lincoln Memorial	10-23	8-21	7-10	3-13	0-0
Mars Hill	49-19	46-17	27-5	20-12	2-2
Newberry	33-23	28-18	22-6	10-16	1-1
Queens	11-18	5-11	5-7	4-10	2-1
Tusculum	29-18	27-15	17-5	12-12	0-1
UVA Wise	3-0	3-0	1-0	2-0	0-0
Wingate	42-30	35-28	24-11	14-17	4-2



» THE LAST MATCHUP

Official Basketball Box Score -- Game Totals -- Final Statistics
Lenoir-Rhyne vs Mars Hill
12/16/20 2:00 pm at Mars Hill, NC

Lenoir-Rhyne 69 • 2-0,2-0 SAC

#	Player	Total		3-Ptr		Rebounds			PF	TP	A	TO	Blk	Stl	Min
		FG	FGA	FG	FGA	FT	FTA	Off Def Tot							
33	Cooper Fowler	c	0-5	0-4	0-0	0	7	7	2	0	1	0	0	0	20
01	Davion Bradford	g	4-8	1-3	2-2	1	5	6	2	11	2	3	0	0	28
03	Mason Hawks	g	3-7	2-5	7-8	0	1	1	0	15	2	2	0	0	25
10	Darius Simmons	g	5-8	1-3	10-12	0	0	0	1	21	0	2	0	1	30
21	R.J. Gunn	g	1-9	1-6	0-0	0	5	5	4	3	3	1	0	1	27
00	Damion Medwinter		0-0	0-0	0-0	0	0	0	0	0	0	0	0	0	2
11	Anthony Rice		0-3	0-1	0-0	0	1	1	2	0	1	0	0	0	9
12	Tyson McClain		2-4	2-3	1-2	0	2	2	1	7	0	1	0	1	16
15	Tim Steele		1-2	0-1	4-6	1	4	5	2	6	1	1	1	4	20
24	Armon Muldrew		2-5	0-1	2-3	0	1	1	3	6	0	0	0	0	23
	Team					1	2	3							
	Totals		18-51	7-27	26-33	3	28	31	17	69	10	10	1	7	200

FG % 1st Half: 9-27 33.3% 2nd half: 9-24 37.5% Game: 18-51 35.3% Deadball Rebounds 3
 3FG % 1st Half: 6-17 35.3% 2nd half: 1-10 10.0% Game: 7-27 25.9%
 FT % 1st Half: 8-8 100.0 2nd half: 18-25 72.0% Game: 26-33 78.8%

Mars Hill 65 • 0-2,0-2 SAC

#	Player	Total		3-Ptr		Rebounds			PF	TP	A	TO	Blk	Stl	Min
		FG	FGA	FG	FGA	FT	FTA	Off Def Tot							
23	Isayah Johnson	f	3-3	0-0	2-3	1	3	4	4	8	1	3	0	1	19
34	Jeremy Peck	f	2-4	0-0	2-2	1	4	5	3	6	1	1	0	0	23
00	Reggie Wright	g	4-14	0-4	5-9	1	6	7	4	13	3	2	0	0	32
11	Jamal Bryant	g	6-11	0-3	1-2	2	9	11	4	13	0	2	1	1	31
12	Javonte Cooke	g	3-8	2-4	0-0	1	1	2	2	8	0	0	0	0	23
01	Nassyr Daniel		0-0	0-0	0-0	1	7	8	5	0	2	5	1	1	17
04	Trey Belin		4-7	3-4	1-2	2	2	4	5	12	0	0	0	0	24
13	David Elkins		0-5	0-4	0-0	0	0	0	0	0	1	2	0	0	8
14	Indiana Rotondo		0-2	0-1	0-0	0	1	1	0	0	0	1	0	0	5
15	Rajuan Conner		2-4	1-3	0-0	0	1	1	2	5	0	0	0	0	14
43	Justus Shelton		0-0	0-0	0-0	0	0	0	0	0	0	0	1	0	4
	Team					2	0	2							
	Totals		24-58	6-23	11-18	11	34	45	29	65	8	16	3	3	200

FG % 1st Half: 10-31 32.3% 2nd half: 14-27 51.9% Game: 24-58 41.4% Deadball Rebounds 2
 3FG % 1st Half: 2-13 15.4% 2nd half: 4-10 40.0% Game: 6-23 26.1%
 FT % 1st Half: 2-4 50.0% 2nd half: 9-14 64.3% Game: 11-18 61.1%

Officials:
 Technical fouls: Lenoir-Rhyne-None. Mars Hill-None.
 Attendance: 20
 2020-21 Men's Basketball. Round: 0. Lenoir-Rhyne vs Mars Hill. Played at Stanf

» RECAP

MARS HILL, N.C. – Darius Simmons scored 21 points and went 10-for-12 from the free throw line to lead Lenoir-Rhyne to a narrow 69-65 victory at Mars Hill on Wednesday afternoon. Mason Hawks added 15 points and hit a pair of game-clinching free throws with four seconds remaining to send the Bears to victory.

GAME INFORMATION:

Final: Lenoir-Rhyne 69, Mars Hill 65
 Records: Lenoir-Rhyne (2-0, 2-0 SAC) | Mars Hill (0-2, 0-2 SAC)

STATS AND INFO:

- The Bears trailed by as many as seven points in the second half and have trailed in the second half in each game so far this season before rallying to come away with a victory
- Zim Fields was inactive for the game, leaving LR without their sixth man
- The Bears knocked down 26 free throws, the most in a regular season game for LR since hitting 21 at Mars Hill on Jan. 22
- Lenoir-Rhyne shot just 35.1 percent from the field in the victory. The last time LR shot below 40 percent and still came away with a win was on Nov. 12, 2016 when they shot 37.1 percent in a 75-52 win over Francis Marion.

FIRST HALF:

- Simmons and Hawks combined for 17 points in the first half but LR was just 9-for-27 from the field in the opening 20 minutes
- LR held Mars Hill to just 24 points in the opening half and went 10-of-31 from the field
- With 32 seconds left in the half, R.J. Gunn knocked down a 3-pointer and Davion Bradford added a steal and a dunk as the half expired to give the Bears a 32-24 advantage going into the break

SECOND HALF:

- An early 7-0 spurt by Mars Hill to start the second half gave the hosts a 39-36 advantage
- The Lions would extend the lead to seven at 47-40 with 11:14 left
- With Gunn saddled with four fouls, Simmons took over in the second half and brought the Bears back. After a pair of free throws by the senior with 7:11 to play put LR back on top, Tyson McClain buried a big 3-pointer to give the Bears a 54-50 advantage
- With 11 seconds to play, Mars Hill went 1-of-2 from the line and trailed 65-64. Hawks would ice the victory with four free throws in the final eight seconds

ABOUT THE BEARS:

- For just the second time since the start of the 2019-20 season, Gunn was held in single digits as the senior had three points

» ALL-TIME 1,000 POINT SCORERS

Player	Years	Points
1. Raeford Wells	1953-57	2,628
2. Daniel Willis	1997-01	1,980
3. Bob Ortmeyer	1952-56	1,902
4. Jerome Branch	1982-86	1,850
5. John Lentz	1970-74	1,755
6. Mark Lamoreaux	1964-68	1,647
7. Roman Davis	2002-05	1,619
8. Garry Brown	1974-78	1,605
9. Jerry Wells	1959-63	1,579
10. Ken Norman	1956-60	1,561
11. Ed Miestkowski	1962-66	1,531
12. Josh Rudder	2004-09	1,477
13. Mike Cottrell	1988-92	1,456
14. Jeff Haddock	1991-94	1,453
15. Tony Sellari	1948-52	1,451
16. John Wadsworth	1992-96	1,443
17. Reggie Bratton	2004-08	1,418
18. D.J. Blackmon	2007-12	1,390
19. Bryan Lentz	1996-00	1,346
20. Tommy Burton	1959-63	1,311
21. Will Perry	2012-16	1,267
22. Josh Kindred	2004-08	1,263
23. Vernon Long	1968-72	1,253
24. Tony Connelly	2002-05	1,252
25. Roland Baker	1951-55	1,227
26. Jim Wiles	1960-63	1,221
27. Randy Mauldin	2001-04	1,207
28. Lawrence Green	1985-89	1,188
29t. Charles Parker	1976-78	1,186
29t. Floyd Parker	1953-56	1,186
31. Billy Wells	1947-51	1,173
32t. Shun England	1992-96	1,151
32t. Aubrey Cochrane	1963-67	1,151
34. Mark Jackson	1986-90	1,147
35. Bill Davis	1965-69	1,122
36. Rocky Costa	1974-77	1,116
37. Jeff Jones	1980-84	1,106
38. Rick Peak	1969-73	1,103
39. David Wells	1964-68	1,102
40. Marcus Springs	2002-04, 05-07	1,101
41t. Reed Lucas	2014-18	1,092
41t. Darius Simmons	2017-current	1,092
43. Jody Petty	1987-91	1,089
44. R.J. McClure	2010-14	1,065
44t. R.J. Gunn	2017-current	1,065
46. John Jones	1987-91	1,063
47. Brian Lewis	1991-95	1,059
48. Neill McGeachy	1961-65	1,058
49t. Dick Whitis	1957-59	1,037
49t. Jason Coleman	1988-92	1,037
51. Larry Lentz	1989-93	1,035
52. Tyrone McDaniel	1989-93	1,034
53. Ryan Pitts	2001-04	1,020
54. Tommy Sellari	1955-59	1,015
55. Johnny Davidson	1968-70	1,010



» THE LAST TIME LENOIR-RHYNE... | TEAM

Defeated a ranked opponent	vs. #12/15 Queens	W, 71-66	Jan. 18, 2021
Played a ranked opponent	vs. #12/15 Queens	W, 71-66	Jan. 18, 2021
Played as a ranked team	#17 LR vs. #23 Queens	L, 69-76	Nov. 28, 2018
Lost as a ranked team	#17 LR vs. #23 Queens	L, 69-76	Nov. 28, 2018
Won as a ranked team	#23 LR vs. Limestone	W, 76-75	Nov. 24, 2018
Scored 100 points in a game	vs. Mars Hill	W, 107-98	Feb. 26, 2020
Scored 100 points away from home	at Clayton State	W, 103-99	Nov. 20, 2019
Allowed 100 points in a game	at Queens	L, 96-106	Mar. 4, 2020
Allowed 100 points in a home game	vs. Queens	L, 102-105	Jan. 13, 2016
Won an overtime game	at Southern Wesleyan	W, 93-87	Nov. 13, 2019
Lost an overtime game	at Catawba	L, 81-89	Feb. 27, 2019
Won by 30-39 points	at UVA Wise	W, 98-63	Jan. 13, 2021
Won by 40-49 points	vs. UNC Pembroke	W, 97-55	Dec. 20, 2002
Lost by 30-39 points	at King	L, 49-80	Dec. 19, 2017
Lost by 40-49 points	at Lincoln Memorial	L, 59-103	Jan. 27, 2018
Scored less than 50 points	at King	L, 49-80	Dec. 19, 2017
Allowed less than 50 points	vs. Coker	W, 46-45	Feb. 4, 2014
Made fewer than 20 field goals	at Mars Hill	18	Dec. 16, 2020
Made 40-49 field goals	at UVA Wise	40	Jan. 13, 2021
Allowed fewer than 20 field goals	vs. Southern Wesleyan	13	Nov. 13, 2018
Allowed 40-49 field goals	vs. Lincoln Memorial	40	Jan. 27, 2018
Shot over 50 percent from the field	vs. Wingate	.530 (35-66)	Jan. 20, 2021
Shot over 60 percent from the field	vs. Queens	.635 (33-52)	Mar. 9, 2019
Shot less than 30 percent from the field	at Carson-Newman	.294 (20-68)	Jan. 16, 2021
Opponent shot over 50 percent from field	vs. Wingate	.561 (32-57)	Jan. 21, 2021
Opponent shot over 60 percent from field	at Queens	.614 (35-57)	Jan. 2, 2021
Opponent shot less than 30 percent	vs. Southern Wesleyan	.265 (13-49)	Nov. 13, 2018
Made 0 3-point field goals	vs. Lincoln Memorial	0-9	Jan. 3, 2015
Allowed 0 3-point field goals	at Tusculum	0-7	Jan. 23, 2013
Made 15+ 3-pointers	vs. Coker	19	Jan. 4, 2020
Allowed 15+ 3-pointers	vs. Newberry	16	Jan. 4, 2017
Shot over 50 percent from three	vs. Mars Hill	.519 (14-27)	Feb. 26, 2020
Opponent shot over 50 percent from three	at Queens	.500 (8-16)	Dec. 2, 2021
Made less than 5 free throws	at Queens	2	Jan. 2, 2021
Made 30-39 free throws	at Queens	30	Feb. 24, 2016
Shot over 90 percent from free throw line	vs. Anderson	.926 (25-27)	Feb. 13, 2021
Had 40-49 rebounds	at UVA Wise	43	Jan. 13, 2021
Had 50+ rebounds	vs. Coker	50	Feb. 8, 2017
Allowed 40-49 rebounds	vs. Queens	49	Jan. 18, 2021
Allowed 50+ rebounds	at Carson-Newman	51	Jan. 16, 2021
Had 10+ blocks	vs. Mars Hill	11	Jan. 12, 2019

» SHUFORD GYMNASIUM HISTORY

Games	736
Longest winning streak	25
Total seasons	64
Winning seasons	50
.500 seasons	4
Losing seasons	10
Undeclared seasons	3
Most home wins in a season	14 (1966-67)
Most home losses in a season	10 (2010-11)
Most home wins in a two-year span	24 (1964-65)
Most home wins in a three-year span	35 (1964-67)

Season	W	L	Pct.
1956-57	6	0	1.000
1957-58	10	1	.909
1958-59	8	3	.727
1959-60	10	2	.833
1960-61	12	0	1.000
1961-62	9	3	.750
1962-63	13	1	.929
1963-64	9	5	.643
1964-65	11	1	.917
1965-66	10	3	.769
1966-67	14	1	.933
1967-68	8	3	.727
1968-69	11	3	.786
1969-70	11	2	.846
1970-71	9	1	.900
1971-72	10	2	.833
1972-73	12	0	1.000
1973-74	7	6	.538
1974-75	5	6	.455
1975-76	8	4	.667
1976-77	6	5	.545
1977-78	1	2	.333
1978-79	6	4	.600
1979-80	6	5	.545
1980-81	8	3	.727
1981-82	10	1	.909
1982-83	4	7	.364
1983-84	9	3	.750
1984-85	10	2	.833
1985-86	6	6	.500
1986-87	6	8	.429
1987-88	6	7	.462
1988-89	9	3	.750
1989-90	12	1	.923
1990-91	9	2	.818
1991-92	8	3	.727
1992-93	8	2	.800
1993-94	9	2	.818
1994-95	7	3	.700
1995-96	9	1	.900
1996-97	6	4	.600
1997-98	8	2	.800
1998-99	3	4	.429
1999-00	3	6	.333
2000-01	6	2	.750
2001-02	6	3	.667
2002-03	11	2	.846
2003-04	4	4	.500
2004-05	9	2	.818
2005-06	12	1	.923
2006-07	9	2	.818
2007-08	11	2	.846
2008-09	10	3	.769
2009-10	5	5	.500
2010-11	3	10	.231
2011-12	5	5	.500
2012-13	9	2	.818
2013-14	10	2	.833
2014-15	3	8	.273
2015-16	10	3	.769
2016-17	6	8	.429
2017-18	8	5	.615
2018-19	10	4	.714
2019-20	7	5	.582
2020-21	4	1	.800

Total	529	207	.719
-------	-----	-----	------



» THE LAST TIME LENOIR-RHYNE... | INDIVIDUAL

Scored 40+ points	Will Perry (vs. Lincoln Memorial)	41	Dec. 2, 2015
Opponent scored 40+ points	Courvoisier McCauley (LMU)	44	Dec. 18, 2019
Scored 30-39 points	Darius Simmons (vs. Anderson)	33	Feb. 8, 2020
Opponent scored 30-39 points	Shawn Benard (Anderson)	30	Feb. 8, 2020
Scored 20-29 points	R.J. Gunn (at Coker)	23	Jan. 23, 2021
Opponent scored 20-29 points	Jalen Hillery (Anderson)	23	Feb. 13, 2021
Three players scoring at least 20 points	RJ Gunn (21), Darius Simmons (21), Mason Hawks (20) at Queens		Mar. 4, 2020
Three opposing players scoring at least 20	Daniel Carr (28), Kenny Dye (22), Van Turner Jr. (20) Queens		Mar. 4, 2020
Five players scoring double figures	Simmons (16), Hawks (13), Fields (12), Gunn (11), Bradford (11) vs. Anderson		Feb. 13, 2021
Six players scoring double figures	Hawks (16), Gunn (16), Simmons (15), Fields (13), Fowler (12), Bradford (10) vs. Wingate		Jan. 20, 2021
Made 10+ field goals	Darius Simmons (vs. Mars Hill)	10	Feb. 26, 2020
Opponent made 10+ field goals	Javonte Cooke (Mars Hill)	10	Feb. 26, 2020
Had 25+ field goal attempts	R.J. Gunn (at Clayton State)	26	Nov. 20, 2019
Opponent had 25+ field goal attempts	Courvoisier McCauley (LMU)	25	Dec. 18, 2019
Didn't miss a shot (min. 5 att.)	Davion Bradford (at So. Wesleyan)	5-5	Nov. 13, 2019
Opponent didn't miss a shot (min. 5 att.)	Lewis Diankulu (Queens)	8-8	Nov. 28, 2018
Made 7+ 3-pointers	Mason Hawks (vs. Carson-Newman)	7	Jan. 8, 2020
Opponent made 7+ 3-pointers	Courvoisier McCauley (LMU)	8	Dec. 18, 2019
Attempted 15+ 3-pointers	Will Perry (at Catawba)	15	Feb. 3, 2016
Opponent attempted 15+ 3-pointers	James Stepp (Newberry)	19	Jan. 4, 2017
Made 10+ free throws	Darius Simmons (vs. Anderson)	10	Feb. 13, 2021
Opponent made 10+ free throws	Van Turner Jr. (Queens)	11	Mar. 4, 2020
Didn't miss a free throw (min. 10 att.)	Darius Simmons (vs. Anderson)	10-10	Feb. 13, 2021
Opponent didn't miss FT (min. 10 att.)	Jordan McElveen (Catawba)	12-12	Feb. 27, 2019
Recorded 15+ rebounds	Bertrand Awana (at Belmont Abbey)	15	Dec. 19, 2018
Opponent recorded 15+ rebounds	Cam Henry (LMU)	17	Feb. 5, 2020
Recorded 20+ rebounds	Jacques Chambers (vs. Carson-Newman)	20	Dec. 17, 2016
Double-double	R.J. Gunn (at Queens)	21pts/11rb	Mar. 4, 2020
Opponent recorded double-double	Gavin Rains (Queens)	14 pts/12rb	Jan. 18, 2021
Triple-double	Keenan Palmore	23p/13r/11a	Feb. 8, 2016
Had multiple triple-doubles in season	Keenan Palmore	4	2015-16
Recorded 10 assists	Jon Jean (at Mars Hill)	10	Feb. 23, 2019
Opponent recorded 10 assists	Chandler Lindsay (Coker)	10	Jan. 23, 2021
Recorded 5 steals	Davion Bradford (vs. Newberry)	5	Jan. 11, 2020
Opponent recorded 5 steals	Dillon Smith (Tusculum)	5	Nov. 26, 2019
Recorded 5+ blocks	Bertrand Awana (vs. USC Aiken)	5	Mar. 16, 2019
Opponent recorded 5+ blocks	Ajene McQuaige (Coker)	5	Feb. 20, 2019

» 2019-20 SOUTH ATLANTIC CONFERENCE STANDINGS

Rk	Team	Conference			Overall			PF	PA
		W-L	Pct.	PF	W-L	Pct.	PF		
1.	Lincoln Memorial	22-0	1.000	2060	32-1	.970	3053	2284	
2.	Queens	17-5	.773	1822	24-7	.774	2655	2430	
3.	Catawba	14-8	.636	1914	20-10	.667	2640	2563	
4.	Tusculum	13-9	.591	1583	19-13	.594	2327	2245	
5.	Anderson	12-10	.545	1714	17-12	.586	2254	2263	
6t.	Lenoir-Rhyne	10-12	.455	1745	14-14	.500	2306	2291	
6t.	Newberry	10-12	.455	1713	14-15	.483	2254	2233	
6t.	Mars Hill	10-12	.455	1800	12-17	.414	2416	2572	
9.	Wingate	9-13	.409	1751	13-15	.464	2241	2309	
10.	Carson-Newman	7-15	.318	1681	10-18	.357	2249	2254	
11.	Coker	6-16	.273	1508	7-19	.269	1769	2013	
12.	UVA Wise	2-20	.091	1628	6-22	.214	2142	2258	

» SOUTH ATLANTIC CONF. HISTORY

Games	516
Total seasons	31
Winning seasons	13
.500 seasons	2
Losing seasons	16
Undefeated seasons	0
Most wins in a season	17 (2013-14)
Most losses in a season	14, twice (1993-94)
Most wins in a two-year span	27 (2013-15)
Most wins in a three-year span	40 (2013-16)

Season	W	L	Pct.
1989-90	10	4	.714
1990-91	10	4	.714
1991-92	8	6	.571
1992-93	12	2	.857
1993-94	8	6	.571
1994-95	11	3	.786
1995-96	7	7	.500
1996-97	7	7	.500
1997-98	9	5	.643
1998-99	4	10	.286
1999-00	8	8	.500
2000-01	6	8	.429
2001-02	8	6	.571
2002-03	10	4	.714
2003-04	10	4	.714
2004-05	9	5	.643
2005-06	11	3	.786
2006-07	11	5	.689
2007-08	12	2	.857
2008-09	12	4	.750
2009-10	5	11	.313
2010-11	3	15	.167
2011-12	8	10	.444
2012-13	11	7	.611
2013-14	15	7	.682
2014-15	6	16	.273
2015-16	14	8	.636
2016-17	9	13	.409
2017-18	9	11	.450
2018-19	12	8	.600
2019-20	10	12	.455
2020-21	7	3	.700

Total	292	224	.566
-------	-----	-----	------

» SOUTH ATLANTIC CONF. FINISHES

First	8
Second	5
Third	4
Fourth	4
Fifth	4
Sixth	2
Seventh	1
Ninth	1
Tenth	2



COACH SULLY

Head Coach | 5th Season | Louisville '92



» COACH SULLIVAN BY RECORD

Overall coaching record	170-87 (.661)
Games coached at Lenoir-Rhyne	124
Overall record at Lenoir-Rhyne	63-61 (.508)
SAC record	47-47 (.500)
Home	35-23 (.603)
Road	25-35 (.417)
Neutral	3-3 (.500)
vs. Top 25 (since 2017)	6-7 (.462)
NCAA Tournament appearances	1

» MILESTONE WINS AT LR

1	vs. Francis Marion, 11/12/16 (75-52)
10	vs. Coker (2/8/17 (96-67)
20	vs. Mars Hill, 2/10/18 (79-64)
30	at Belmont Abbey, (12/19/18) (80-77)
40	vs. Lincoln Memorial, 3/2/19 (85-83)
50	at UVA Wise, 1/15/2020 (81-64)
60	at UVA Wise, 1/13/21 (98-63)

» COACH SULLIVAN BY THE NUMBERS

- 6** Wins over nationally ranked teams over the past two plus years
- 7** Earned the seventh NCAA Tournament bid in program history
- 1583** Career points scored at Louisville (16th all-time in program history)
- 21** Wins in 2018-19 were the most in a single season since 2007-08
- 2005** Led team to 2019 SAC Tournament Championship, the first since 2005
- 17** Had the Bears ranked as high as 17th nationally
- 69.8** Field goal % by Bertranda Awana in 2019, breaking the team record
- 5** All-Conference selections during his LR head coaching tenure

» THE STAFF

Zach Corliss	
Title	Assistant Coach
Years at Lenoir-Rhyne	3
Alma Mater	Armstrong St.

Blake Simmons	
Title	Assistant Coach
Years at Lenoir-Rhyne	5
Alma Mater	UNC Charlotte

Trent Caldwell	
Title	Strength & Conditioning Coach
Years at Lenoir-Rhyne	2
Alma Mater	UNC Pembroke

Joe Brausch	
Title	Athletic Trainer
Years at Lenoir-Rhyne	First
Alma Mater	Miami (Ohio)

Jeremy Zalacca	
Title	Athletic Communications
Years at Lenoir-Rhyne	3
Alma Mater	St. John Fisher

0 DAMION MEDWINTER

R-FR. | F | 6'4" | 200
TRUMBULL, CONN. | BELIEVE PREP



» CAREER HIGHS

Points	2	at UVA Wise	1/13/21
Rebounds			
Assists	2	at UVA Wise	1/13/21
Steals			
FG Made	1	at UVA Wise	1/13/21
3FG Made			
FT Made			

» PRODUCTION TRACKER

	2020-21	CAREER
Double-figure points	--	0
Double-doubles	--	0
20-pt games	--	0
5+ rebounds	--	0
5+ assists	--	0
Games with a made 3-ptr	--	0

» 2020-21 GAME-BY-GAME

Opponent	FG	PCT.	3FG	PCT.	FT	PCT.	ORB	DRB	REB	PF	PTS	A	TO	BLK	STL	MIN
vs. Catawba	dnp (coaches decision)															
at Mars Hill	0-0	.000	0-0	.000	0-0	.000	0	0	0	0	0	0	0	0	0	2
at Queens	0-1	.000	0-1	.000	0-0	.000	0	0	0	1	0	0	1	0	0	3
vs Lincoln Memorial	dnp (coaches decision)															
at UVA Wise	1-2	.500	0-0	.000	0-0	.000	0	0	0	0	2	2	1	0	0	5
at Carson-Newman	0-1	.000	0-1	.000	0-0	.000	0	0	0	0	0	0	0	0	0	1
vs. Queens	dnp (coaches decision)															
vs. Wingate	dnp (coaches decision)															
at Coker	dnp (coaches decision)															
vs. Anderson	dnp (coaches decision)															
vs. Mars Hill																
vs. UVA Wise																
at Catawba																

» NOTES

- » Redshirted during the 2019-20 season.
- » Dual-sport athlete in basketball and track and field in high school
- » First Team All-League and State Champion at Notre Dame Fairfield HS
- » Made Lenoir-Rhyne debut in two minutes of action at Mars Hill on Dec. 16, 2020

» CAREER STATS

Year	G	S	MIN	AVG	FG	FGA	PCT	3FG	3FGA	3PCT	FT	FTA	PCT	O	D	TOT	AVG	PF	D	A	TO	BLK	STL	PTS	AVG
2020-21	4	0	11	2.8	1	4	.250	0	2	.000	0	0	.000	0	0	0	0.0	1	0	2	2	0	0	2	0.5
TOTAL	4	0	11	2.8	1	4	.250	0	2	.000	0	0	.000	0	0	0	0.0	1	0	2	2	0	0	2	0.5

1 DAVION BRADFORD

SR. | G | 6'0" | 195
PONTIAC, MICH. | CORNERSTONE HEALTH AND TECH HS



» CAREER HIGHS

Points	15	vs. Emmanuel	11/8/19
Rebounds	10	at UVA Wise	1/15/20
Assists	5	twice	
Steals	6	at Clayton St.	11/20/19
FG Made	5	three times	
3FG Made	3	vs. Emmanuel	11/8/19
FT Made	4	at Mars Hill	1/22/20

» PRODUCTION TRACKER

	2020-21	CAREER
Double-figure points	3	9
Double-doubles	--	0
20-pt games	--	0
5+ rebounds	4	17
5+ assists	--	2
Games with a made 3-pt	5	11

» 2020-21 GAME-BY-GAME

Opponent	FG	PCT.	3FG	PCT.	FT	PCT.	ORB	DRB	REB	PF	PTS	A	TO	BLK	STL	MIN
vs. Catawba	4-5	.800	1-1	1.000	1-3	.333	0	2	2	2	10	3	2	0	2	25
at Mars Hill	4-8	.500	1-3	.333	2-2	1.000	1	5	6	2	11	2	3	0	0	28
at Queens	0-1	.000	0-1	.000	0-0	.000	0	2	2	1	0	3	0	0	2	17
vs Lincoln Memorial	3-6	.500	1-2	.500	0-0	.000	1	4	5	3	7	2	4	0	1	27
at UVA Wise	3-3	1.000	0-0	.000	1-1	1.000	0	3	3	1	7	2	1	0	3	17
at Carson-Newman	1-3	.333	0-0	.000	0-1	.000	1	3	4	3	2	0	2	1	1	23
vs. Queens	4-8	.500	0-2	.000	2-2	1.000	1	1	2	2	10	1	5	0	2	27
vs. Wingate	5-6	.833	0-1	.000	0-0	.000	0	3	3	0	10	2	1	1	4	32
at Coker	4-4	1.000	1-1	1.000	0-0	.000	1	6	7	1	9	1	4	0	1	33
vs. Anderson	5-7	.714	1-2	.500	0-0	.000	0	7	7	3	11	2	3	0	3	31
vs. Mars Hill																
vs. UVA Wise																
at Catawba																

» NOTES

- » Bradford enters his senior season with the Bears.
- » The Michigan native is considered one of the best defenders in the region and was a finalist for the SAC Defensive Player of the Year award in 2019-20.

POSTERIZER

- » Bradford has had a handful of highlight reel dunks including some that could have been put on a poster. Bradford posterized opponents from Clayton State and Southern Wesleyan last season.

LOCK DOWN

- » Often drawing the assignment of covering the best player on the opposing team, Bradford is a lock down defender who creates nightmares for ballhandlers. He is especially adept at covering 94 feet and creating easy buckets off his steals.

CAREER HIGH IN OPENER

- » Bradford got out of the gates hot to start the 2019-20 season, dropping a career-high 15 points against Emmanuel on 5-of-8 shooting. Bradford also connected on a career-best three 3-pointers in the game and added four assists and two steals.

PERFECTION

- » Bradford has the most recent game of at least five makes with zero misses. Bradford went a perfect 5-of-5 from the field in an overtime win against Southern Wesleyan on Nov. 13, 2019.

MAN OF STEAL

- » Bradford currently has at least one steal in all but one game this season and has multiple steals in five games.

» CAREER STATS

Year	G	S	MIN	AVG	FG	FGA	PCT	3FG	3FGA	3PCT	FT	FTA	PCT	O	D	TOT	AVG	PF	D	A	TO	BLK	STL	PTS	AVG
2017-18	19	0	168	9.8	15	31	.484	0	3	.000	2	4	.500	2	17	19	1.0	13	0	12	10	1	6	32	1.7
2018-19	27	1	406	15.0	36	78	.462	9	31	.290	6	15	.400	6	44	50	1.9	31	0	21	27	8	17	87	3.2
2019-20	28	26	790	28.2	69	144	.479	16	57	.281	20	34	.588	17	94	111	4.0	67	2	64	52	6	50	174	6.2
2020-21	10	4	260	26.0	33	51	.647	5	13	.385	6	9	.667	5	36	41	4.1	18	0	18	25	2	19	77	7.7
TOTAL	84	31	1623	19.3	153	304	.503	30	104	.285	34	62	.548	30	191	221	2.6	129	2	115	114	17	92	370	4.4

2 SALLE WILSON

FR. | F | 6'4" | 190
BATON ROUGE, LA. | DUNHAM SCHOOL



» CAREER HIGHS

Points	2	twice	
Rebounds	3	at UVA Wise	1/13/21
Assists			
Steals			
FG Made	1	twice	
3FG Made			
FT Made			

» PRODUCTION TRACKER

	2020-21	CAREER
Double-figure points	--	0
Double-doubles	--	0
20-pt games	--	0
5+ rebounds	--	0
5+ assists	--	0
Games with a made 3-ptr	--	0

» 2020-21 GAME-BY-GAME

Opponent	FG	PCT.	3FG	PCT.	FT	PCT.	ORB	DRB	REB	PF	PTS	A	TO	BLK	STL	MIN
vs. Catawba	dnp	(coaches decision)														
at Mars Hill	dnp	(coaches decision)														
at Queens	1-1	1.000	0-0	.000	0-0	.000	0	1	1	1	2	0	0	0	0	3
vs Lincoln Memorial	dnp	(coaches decision)														
at UVA Wise	1-2	.500	0-0	.000	0-0	.000	2	1	3	1	2	0	0	0	0	6
at Carson-Newman	0-0	.000	0-0	.000	0-0	.000	0	0	0	0	0	0	0	0	0	5
vs. Queens	dnp	(coaches decision)														
vs. Wingate	dnp	(coaches decision)														
at Coker	dnp	(coaches decision)														
vs. Anderson	dnp	(coaches decision)														
vs. Mars Hill																
vs. UVA Wise																
at Catawba																

» NOTES

» Wilson enters his freshman season for Lenoir-Rhyne out of Baton Rouge, La.

» CAREER STATS

Year	G	S	MIN	AVG	FG	FGA	PCT	3FG	3FGA	3PCT	FT	FTA	PCT	O	D	TOT	AVG	PF	D	A	TO	BLK	STL	PTS	AVG
2020-21	3	0	14	4.7	2	3	.667	0	0	.000	0	0	-	2	2	4	1.8	2	0	0	0	0	0	4	1.8
TOTAL	3	0	14	4.7	2	3	.667	0	0	.000	0	0	-	2	2	4	1.8	2	0	0	0	0	0	4	1.8

3 MASON HAWKS

SR. | G | 6'0" | 180
MOUNT AIRY, N.C. | NORTH SURRY HS



» CAREER HIGHS

Points	25	vs. Carson-Newman	1/8/20
Rebounds	6	three times	
Assists	8	twice	
Steals	4	vs. Carson-Newman	1/8/20
FG Made	9	vs. Carson-Newman	1/8/20
3FG Made	7	vs. Carson-Newman	1/8/20
FT Made	7	twice	

» PRODUCTION TRACKER

	2020-21	CAREER
Double-figure points	5	31
Double-doubles	--	0
20-pt games	--	4
5+ rebounds	2	9
5+ assists	4	11
Games with a made 3-pt	7	57

» 2020-21 GAME-BY-GAME

Opponent	FG	PCT.	3FG	PCT.	FT	PCT.	ORB	DRB	REB	PF	PTS	A	TO	BLK	STL	MIN
vs. Catawba	6-9	.667	2-4	.500	0-1	.000	0	0	0	2	14	4	4	0	1	31
at Mars Hill	3-7	.423	2-5	.400	7-8	.875	0	1	1	0	15	2	2	0	0	25
at Queens	1-4	.250	0-2	.000	1-1	1.000	1	1	2	2	3	0	4	0	0	22
vs Lincoln Memorial	6-14	.429	2-5	.400	5-5	1.000	1	4	5	2	19	4	2	1	1	33
at UVA Wise	2-5	.400	1-3	.333	2-2	1.000	0	1	1	2	7	8	1	0	2	19
at Carson-Newman	1-10	.100	1-8	.125	0-0	.000	0	1	1	0	3	5	2	0	3	26
vs. Queens	2-7	.286	1-5	.200	0-0	.000	0	2	2	1	5	5	5	0	2	28
vs. Wingate	6-10	.600	2-6	.333	2-3	.666	0	5	5	3	16	7	1	0	0	28
at Coker	3-9	.333	0-4	.000	2-2	1.000	0	2	2	2	8	4	1	0	3	34
vs. Anderson	5-10	.500	0-3	.000	3-4	.750	0	3	3	3	13	1	4	0	0	28
vs. Mars Hill																
vs. UVA Wise																
at Catawba																

» NOTES

» 3-point sharpshooter enters his senior season with the Bears.

CAUGHT FIRE

» In one of the most impressive showings in LR history, Mason Hawks essentially willed the Bears to an 85-80 win over Carson-Newman on Jan. 8, 2020. Hawks buried his first seven 3-point attempts and went 7-for-8 from long range and 9-of-10 from the field for a career-high 25 points.

RESERVE ROLE

» With the Bears down two starters during his sophomore season, Hawks made his first start of the year and dropped 20 points to lead the Bears past Belmont Abbey 80-77 on Dec. 19, 2018. Hawks hit six threes and went 7-of-13 from the field.

RECORD BOOKS

» Hawks 69 treys last season tied for the seventh most for a single season in Lenoir-Rhyne history.

NEARING THE TOP 10

» Hawks needs 50 makes from long range to enter the top-10 in program history.

» CAREER STATS

Year	G	S	MIN	AVG	FG	FGA	PCT	3FG	3FGA	3PCT	FT	FTA	PCT	O	D	TOT	AVG	PF	D	A	TO	BLK	STL	PTS	AVG
2017-18	24	3	248	10.3	21	54	.389	10	30	.333	14	20	.700	4	16	20	0.8	30	0	19	22	1	12	66	2.8
2018-19	32	3	397	12.4	57	142	.401	38	114	.333	23	28	.821	5	20	25	0.8	35	0	14	19	2	11	175	5.5
2019-20	28	28	929	33.2	106	269	.394	69	198	.348	44	54	.815	11	90	101	3.6	74	2	91	40	6	27	325	11.6
2020-21	10	10	273	27.3	35	85	.412	11	45	.244	22	26	.846	2	20	22	2.2	17	0	40	27	1	12	103	10.3
TOTAL	94	44	1847	19.6	219	550	.398	128	387	.330	103	128	.804	22	146	168	1.8	156	2	164	108	10	62	669	7.1

4 ELIJAH SHABAZZ

SO. | F | 6'5" | 215
RALEIGH, N.C. | WAKEFIELD HS



» CAREER HIGHS

Points	2	at UVA Wise	1/13/21
Rebounds	4	at Queens	11/30/19
Assists	1	at Catawba	1/18/20
Steals	1	twice	
FG Made	1	at UVA Wise	1/13/21
3FG Made			
FT Made	1	at Queens	11/30/19

» PRODUCTION TRACKER

	2020-21	CAREER
Double-figure points	--	0
Double-doubles	--	0
20-pt games	--	0
5+ rebounds	--	0
5+ assists	--	0
Games with a made 3-ptr	--	0

» 2020-21 GAME-BY-GAME

Opponent	FG	PCT.	3FG	PCT.	FT	PCT.	ORB	DRB	REB	PF	PTS	A	TO	BLK	STL	MIN
vs. Catawba	0-0	.000	0-0	.000	0-0	.000	0	2	2	1	0	1	0	0	0	3
at Mars Hill	dnp (coaches decision)															
at Queens	dnp (coaches decision)															
vs Lincoln Memorial	dnp (coaches decision)															
at UVA Wise	1-3	.333	0-0	.000	0-0	.000	0	2	2	2	2	0	1	0	0	5
at Carson-Newman	0-1	.000	0-0	.000	0-0	.000	0	1	1	0	0	0	0	0	0	2
vs. Queens	dnp (coaches decision)															
vs. Wingate	dnp (coaches decision)															
at Coker	dnp (coaches decision)															
vs. Anderson	dnp (coaches decision)															
vs. Mars Hill																
vs. UVA Wise																
at Catawba																

» NOTES

» Playing behind R.J. Gunn didn't give Shabazz many opportunities as a freshman but the sophomore is ready for a larger role in 2020-21.

» CAREER STATS

Year	G	S	MIN	AVG	FG	FGA	PCT	3FG	3FGA	3PCT	FT	FTA	PCT	O	D	TOT	AVG	PF	D	A	TO	BLK	STL	PTS	AVG
2019-20	14	0	49	3.5	0	2	.000	0	0	.000	1	4	.250	3	8	11	0.8	10	0	1	1	0	2	1	0.1
2020-21	3	0	10	3.3	1	4	.250	0	0	.000	0	0	.000	0	5	5	1.7	3	0	1	1	0	0	2	0.8
TOTAL	17	0	59	3.5	1	6	.167	0	0	.000	1	4	.250	3	13	16	0.9	13	0	2	2	0	2	3	0.2

5 MARCUS METCALF

R-FR. | G | 6'0" | 160
GOLDSBORO, N.C. | WAYNE COUNTRY DAY HS



» CAREER HIGHS

Points	3	at Queens	1/2/21
Rebounds			
Assists			
Steals			
FG Made	1	at Queens	1/2/21
3FG Made	1	at Queens	1/2/21
FT Made			

» PRODUCTION TRACKER

	2020-21	CAREER
Double-figure points	--	0
Double-doubles	--	0
20-pt games	--	0
5+ rebounds	--	0
5+ assists	--	0
Games with a made 3-ptr	1	1

» 2020-21 GAME-BY-GAME

Opponent	FG	PCT.	3FG	PCT.	FT	PCT.	ORB	DRB	REB	PF	PTS	A	TO	BLK	STL	MIN
vs. Catawba	dnp	(coaches decision)														
at Mars Hill	dnp	(coaches decision)														
at Queens	1-1	1.000	1-1	1.000	0-0	.000	0	0	0	0	3	0	0	0	0	3
vs Lincoln Memorial	dnp	(coaches decision)														
at UVA Wise	0-0	.000	0-0	.000	0-0	.000	0	1	1	0	0	0	0	0	0	3
at Carson-Newman	dnp	(coaches decision)														
vs. Queens	dnp	(coaches decision)														
vs. Wingate	dnp	(coaches decision)														
at Coker	dnp	(coaches decision)														
vs. Anderson	dnp	(coaches decision)														
vs. Mars Hill																
vs. UVA Wise																
at Catawba																

» NOTES

» Redshirted as a freshman at Lenoir-Rhyne in 2019-20 and is looking for his first game action of his career.

» CAREER STATS

Year	G	S	MIN	AVG	FG	FGA	PCT	3FG	3FGA	3PCT	FT	FTA	PCT	O	D	TOT	AVG	PF	D	A	TO	BLK	STL	PTS	AVG
2020-21	2	0	6	3.0	1	1	1.000	1	1	1.000	0	0	.000	0	1	1	0.5	0	0	0	0	0	0	3	1.5
TOTAL	2	0	6	3.0	1	1	1.000	1	1	1.000	0	0	.000	0	1	1	0.5	0	0	0	0	0	0	3	1.5

10 DARIUS SIMMONS

R-SR. | G | 5'11" | 180
RALEIGH, N.C. | WORD OF GOD ACADEMY



» CAREER HIGHS

Points	33	vs. Anderson	2/8/20
Rebounds	8	at Coker	2/15/20
Assists	8	vs. Tusculum	1/29/20
Steals	4	at Carson-Newman	2/12/20
FG Made	14	vs. Anderson	2/8/20
3FG Made	6	twice	
FT Made	14	at So. Wesleyan	11/13/19

» PRODUCTION TRACKER

	2020-21	CAREER
Double-figure points	10	57
Double-doubles	--	0
20-pt games	3	14
5+ rebounds	--	8
5+ assists	--	4
Games with a made 3-pt	8	58

» 2020-21 GAME-BY-GAME

Opponent	FG	PCT.	3FG	PCT.	FT	PCT.	ORB	DRB	REB	PF	PTS	A	TO	BLK	STL	MIN
vs. Catawba	4-9	.444	1-2	.500	9-11	.818	0	1	1	2	18	4	2	0	0	26
at Mars Hill	5-8	.625	1-3	.333	10-12	.833	0	0	0	1	21	0	2	0	1	30
at Queens	6-12	.500	4-7	.571	0-0	.000	0	2	2	1	16	2	1	0	0	31
vs Lincoln Memorial	5-12	.417	1-3	.333	12-12	1.000	0	2	2	4	23	4	1	0	2	31
at UVA Wise	8-11	.727	3-5	.600	2-2	1.000	0	2	2	0	21	2	0	0	1	19
at Carson-Newman	5-18	.278	4-9	.444	3-4	.750	1	0	1	2	17	0	0	0	0	30
vs. Queens	2-7	.286	1-3	.333	6-7	.857	0	3	3	0	11	3	2	0	0	29
vs. Wingate	5-16	.312	0-6	.000	5-5	1.000	2	0	2	1	15	1	0	0	0	27
at Coker	5-12	.417	2-4	.500	5-5	1.000	0	0	0	2	17	2	3	0	0	23
vs. Anderson	3-8	.375	0-3	.000	10-10	1.000	1	1	2	4	16	1	2	0	0	22
vs. Mars Hill																
vs. UVA Wise																
at Catawba																

» NOTES

- » Honorable Mention All-Conference performer in 2019-20 returns for his senior season.
- » Simmons was selected as a First Team Preseason All-Conference performer by the league coaches prior to the start of the season.
- » Simmons owns the single-season record for highest 3-point percent in program history with 56.5 in 2018-19 (35-62).
- » Two-time South Atlantic Conference Player of the Week selection.

DK, 1K

- » Darius (nicknamed DK) joined the 1,000 point club in a victory over UVA Wise on Jan. 13, 2021. The senior became the 54th player in the 100 years of LR Basketball to join the 1K Club.

EFFICIENCY

- » Simmons had an incredible stretch during his sophomore season that saw him go 12-for-15 from the field over a three game stretch and 9-for-10 from long range.

EXPLOSIVE SCORING

- » Simmons had three games with at least 30 points a year ago. In those three games, Simmons hasn't missed more than six shots in a game.

TOP 10

- » Simmons ranks seventh in the history of Lenoir-Rhyne basketball with a 41.6 percentage from long range.

» CAREER STATS

Year	G	S	MIN	AVG	FG	FGA	PCT	3FG	3FGA	3PCT	FT	FTA	PCT	O	D	TOT	AVG	PF	D	A	TO	BLK	STL	PTS	AVG
2017-18	26	4	429	16.5	54	127	.425	12	31	.387	50	62	.806	8	34	42	1.6	38	1	35	30	2	10	170	6.5
2018-19	32	0	493	15.4	84	160	.525	35	62	.565	42	54	.778	6	25	31	1.0	47	0	31	32	0	14	245	7.7
2019-20	28	21	849	30.3	154	325	.474	54	154	.351	140	168	.833	18	61	79	2.8	65	0	71	46	1	21	502	17.9
2020-21	9	9	245	27.2	45	105	.429	17	42	.405	52	58	.897	3	10	13	1.4	13	0	18	11	0	4	159	17.7
TOTAL	95	34	2014	21.2	337	717	.470	118	288	.409	284	342	.830	35	130	165	1.8	163	1	155	119	3	49	1076	11.3

11 ANTHONY RICE

SR. | G | 5'11" | 190
ATLANTA, GA. | COPPER MOUNTAIN CC



» CAREER HIGHS

Points	16	at So. Wesleyan	11/13/19
Rebounds	4	at So. Wesleyan	11/13/19
Assists	6	at UVA Wise	1/13/21
Steals	3	three times	
FG Made	6	at So. Wesleyan	11/13/19
3FG Made	1	at So. Wesleyan	11/13/19
FT Made	4	at Tusculum	11/26/19

» PRODUCTION TRACKER

	2020-21	CAREER
Double-figure points	--	1
Double-doubles	--	0
20-pt games	--	0
5+ rebounds	--	0
5+ assists	1	1
Games with a made 3-ptr	--	1

» 2020-21 GAME-BY-GAME

Opponent	FG	PCT.	3FG	PCT.	FT	PCT.	ORB	DRB	REB	PF	PTS	A	TO	BLK	STL	MIN
vs. Catawba	0-0	.000	0-0	.000	0-0	.000	0	1	1	0	0	0	0	0	1	4
at Mars Hill	0-3	.000	0-1	.000	0-0	.000	0	1	1	2	0	1	0	0	0	9
at Queens	2-3	.667	0-0	.000	0-1	.000	1	0	1	2	4	3	0	0	0	9
vs Lincoln Memorial	dnp (coaches decision)															
at UVA Wise	1-3	.333	0-2	.000	1-2	.500	1	1	2	1	3	6	2	0	1	14
at Carson-Newman	0-1	.000	0-1	.000	0-0	.000	0	0	0	1	0	0	0	0	0	5
vs. Queens	dnp (coaches decision)															
vs. Wingate	0-0	.000	0-0	.000	0-0	.000	0	1	1	1	0	0	0	0	0	10
at Coker	0-0	.000	0-0	.000	1-2	.500	0	1	1	0	1	0	1	0	0	5
vs. Anderson	1-1	1.000	0-0	.000	2-2	1.000	1	1	2	0	4	0	0	0	0	11
vs. Mars Hill																
vs. UVA Wise																
at Catawba																

» NOTES

- » PG enters his senior season after his first year at Lenoir-Rhyne in 2019-20.
- » Spent first two season at Copper Mountain CC.

CAREER GAME

- » Rice had his best game in an LR jersey on Nov. 13, 2019 when the Bears won at Southern Wesleyan in overtime. The junior went for 16 points on 6-of-7 shooting and added four boards, four assists and three steals.

INJURY

- » Rice was forced to miss over a month with an injury in the middle of the season and only had one game with at least 10 minutes over the final three months of the season.
- » Prior to the injury, Rice started each of the first seven games but wouldn't get back into the starting rotation the rest of the season.

INSTANT RICE

- » The senior PG came off the bench against UVA Wise and dropped a career-high six assists in just 14 minutes in the blowout victory.

» CAREER STATS

Year	G	S	MIN	AVG	FG	FGA	PCT	3FG	3FGA	3PCT	FT	FTA	PCT	O	D	TOT	AVG	PF	D	A	TO	BLK	STL	PTS	AVG
2019-20	14	7	182	13.0	22	47	.468	1	11	.091	13	19	.684	2	13	15	1.1	31	3	19	13	0	14	58	4.1
2020-21	8	0	67	8.4	4	11	.364	0	4	.000	4	7	.571	3	6	9	1.1	7	0	10	3	0	2	12	1.5
TOTAL	22	7	249	11.3	26	58	.448	1	15	.067	17	26	.654	5	19	24	1.1	38	3	29	16	0	16	70	3.2

12 TYSON MCCLAIN

R-JR. | 6 | 5'11" | 170
SPARTANBURG, S.C. | DORMAN HS



» CAREER HIGHS

Points	17	twice
Rebounds	7	twice
Assists	5	three times
Steals	4	vs. Wingate 1/1/20
FG Made	6	at Clayton St. 11/20/19
3FG Made	4	vs. Queens 1/25/20
FT Made	6	at Queens 3/4/20

» PRODUCTION TRACKER

	2020-21	CAREER
Double-figure points	1	15
Double-doubles	--	0
20-pt games	--	0
5+ rebounds	--	8
5+ assists	--	3
Games with a made 3-ptr	5	30

» 2020-21 GAME-BY-GAME

Opponent	FG	PCT.	3FG	PCT.	FT	PCT.	ORB	DRB	REB	PF	PTS	A	TO	BLK	STL	MIN
vs. Catawba	3-3	1.000	2-2	1.000	0-0	.000	0	2	2	0	8	0	1	0	0	9
at Mars Hill	2-4	.500	2-3	.667	1-2	.500	0	2	2	1	7	0	1	0	1	16
at Queens	1-4	.250	0-2	.000	0-0	.000	1	1	2	0	2	0	1	0	1	18
vs Lincoln Memorial	0-2	.000	0-2	.000	0-0	.000	0	1	1	2	0	1	0	0	0	8
at UVA Wise	2-3	.667	2-2	1.000	0-0	.000	1	2	3	2	6	2	1	0	0	15
at Carson-Newman	4-7	.571	2-4	.500	0-0	.000	2	1	3	2	10	2	0	0	0	18
vs. Queens	1-3	.333	0-0	.000	0-0	.000	0	4	4	1	2	1	0	0	1	11
vs. Wingate	dnp (coaches decision)															
at Coker	2-6	.333	2-5	.400	0-0	.000	1	2	3	2	6	1	0	0	0	16
vs. Anderson	2-5	.400	0-1	.000	2-2	1.000	0	2	2	0	6	1	1	0	0	23
vs. Mars Hill																
vs. UVA Wise																
at Catawba																

» NOTES

- » Dynamic threat enters his redshirt junior season with the Bears.
- » Finished fourth on the team with 51 made 3-pointers in 2019-20.

TYS-ON POINT

- » Finished 12th in the South Atlantic Conference in 3-point percentage last year at 41.1. McClain made at least one three in all but two games.

START OFF 2020 RIGHT

- » McClain shot 45.5 percent from three over nine games in January and averaged 10.2 points per game in that span while shooting 48.4 percent from the field. During that month, McClain had seven straight games where he made multiple three pointers.

» CAREER STATS

Year	G	S	MIN	AVG	FG	FGA	PCT	3FG	3FGA	3PCT	FT	FTA	PCT	O	D	TOT	AVG	PF	D	A	TO	BLK	STL	PTS	AVG
2018-19	7	0	26	3.7	2	13	.154	1	9	.111	0	1	.000	3	0	3	0.4	2	0	2	3	0	2	5	0.7
2019-20	28	5	621	22.2	83	187	.444	51	124	.411	28	35	.800	35	59	94	3.4	65	1	48	34	6	25	245	8.8
2020-21	9	1	133	14.8	17	38	.447	10	21	.476	3	4	.750	5	17	22	2.4	10	0	8	5	0	3	47	5.2
TOTAL	44	6	780	17.7	102	238	.429	62	154	.403	31	40	.775	43	76	119	2.7	77	1	58	42	6	30	297	6.8

13 ZIM FIELDS

SO. | G | 6'4" | 200
SAVANNAH, GA. | WINDSOR FOREST HS



» CAREER HIGHS

Points	23	twice
Rebounds	6	four times
Assists	5	at Lincoln Memorial 12/18/19
Steals	twice	
FG Made	9	vs. Mars Hill 2/26/20
3FG Made	1	four times
FT Made	11	vs. Anderson 2/8/20

» PRODUCTION TRACKER

	2020-21	CAREER
Double-figure points	4	9
Double-doubles	--	0
20-pt games	--	2
5+ rebounds	3	10
5+ assists	--	1
Games with a made 3-ptr	--	4

» 2020-21 GAME-BY-GAME

Opponent	FG	PCT.	3FG	PCT.	FT	PCT.	ORB	DRB	REB	PF	PTS	A	TO	BLK	STL	MIN
vs. Catawba	4-6	.667	0-1	.000	4-7	.571	0	5	5	1	12	1	2	0	1	23
at Mars Hill	dnp (personal)															
at Queens	5-10	.500	0-2	.000	0-1	.000	2	1	3	2	10	1	3	0	0	22
vs Lincoln Memorial	0-2	.000	0-0	.000	0-0	.000	1	3	4	2	0	3	0	0	1	19
at UVA Wise	4-4	1.000	0-0	.000	0-0	.000	2	4	6	3	8	1	3	0	0	14
at Carson-Newman	2-7	.286	0-0	.000	0-0	.000	0	3	3	1	4	0	2	0	4	23
vs. Queens	1-3	.333	0-0	.000	1-2	.500	0	3	3	3	3	1	1	1	0	16
vs. Wingate	5-6	.833	0-0	.000	3-6	.500	0	4	4	1	13	0	2	0	1	20
at Coker	3-5	.600	0-1	.000	0-1	.000	0	1	1	2	6	3	2	1	0	27
vs. Anderson	4-9	.444	0-0	.000	4-5	.800	2	3	5	1	12	1	2	0	2	24
vs. Mars Hill																
vs. UVA Wise																
at Catawba																

» NOTES

- » After a standout freshman season, Fields prepares for a breakout in year two.
- » Named to the South Atlantic Conference All-Freshmen Team.

STRONG START

- » Fields scored in double figures in his second and third career games. In his second career game, Fields dropped 15 on Young Harris and went 6-of-8 from the field.

FEBRUARY FIELDS

- » Zim took his game to the next level in nine February games, averaging 10.4 points and shooting 59.3 percent from the field.

LATE SEASON INJURY

- » Fields earned his first career start in the South Atlantic Conference Tournament quarterfinal at Queens but an injury the week of practice limited him to just four minutes in the game.

ROAD WARRIOR

- » Fields shot 61.2 percent from the floor in road contests as a freshman.

CAREER BEST

- » Fields scored 23 points and got to the free throw line 13 times (converting 11 attempts) in a win over Anderson on Feb. 8, 2020. He would also score 23 against Mars Hill on 9-for-13 shooting later in the season.

SECOND START

- » Fields earned his second career start at Queens on 1/2. Coincidentally, both of his two starts have come at Queens.

» CAREER STATS

Year	G	S	MIN	AVG	FG	FGA	PCT	3FG	3FGA	3PCT	FT	FTA	PCT	O	D	TOT	AVG	PF	D	A	TO	BLK	STL	PTS	AVG
2019-20	28	1	512	18.3	74	130	.569	4	15	.267	44	81	.543	18	68	86	3.1	60	1	45	45	1	18	196	7.0
2020-21	9	1	191	21.2	28	51	.549	0	4	.000	12	22	.545	7	27	34	3.8	16	0	11	17	2	9	68	7.6
TOTAL	37	2	703	19.0	102	181	.564	4	19	.211	56	103	.544	25	95	120	3.2	76	1	56	62	3	27	264	7.1

15 TIM STEELE

FR. | F | 6'5" | 250
CONWAY, S.C. | CONWAY HS



» CAREER HIGHS

Points	14	at UVA Wise	1/13/21
Rebounds	5	at Mars Hill	12/16/20
Assists	2	at UVA Wise	1/13/21
Steals	4	at Mars Hill	12/16/20
FG Made	6	at UVA Wise	1/13/21
3FG Made	2	at UVA Wise	1/13/21
FT Made	4	at Mars Hill	12/16/21

» PRODUCTION TRACKER

	2020-21	CAREER
Double-figure points	1	1
Double-doubles	--	0
20-pt games	--	0
5+ rebounds	--	0
5+ assists	--	0
Games with a made 3-pt	5	5

» 2020-21 GAME-BY-GAME

Opponent	FG	PCT.	3FG	PCT.	FT	PCT.	ORB	DRB	REB	PF	PTS	A	TO	BLK	STL	MIN
vs. Catawba	0-0	.000	0-0	.000	0-0	.000	0	0	0	4	0	0	1	1	0	6
at Mars Hill	1-2	.500	0-1	.000	4-6	.667	1	4	5	2	6	1	1	1	4	20
at Queens	2-5	.400	1-2	.500	1-2	.500	0	1	1	1	6	1	1	0	0	14
vs Lincoln Memorial	2-4	.500	1-3	.333	1-2	.500	0	2	2	3	6	1	2	0	0	16
at UVA Wise	6-8	.750	2-3	.667	0-0	.000	0	4	4	1	14	2	2	1	0	22
at Carson-Newman	0-4	.000	0-2	.000	0-0	.000	0	3	3	3	0	1	1	0	1	18
vs. Queens	1-3	.333	1-2	.500	0-0	.000	1	1	2	5	3	0	0	0	3	9
vs. Wingate	2-3	.667	0-1	.000	0-0	.000	0	1	1	3	4	4	1	0	0	15
at Coker	2-3	.667	1-2	.500	0-0	.000	2	0	2	1	5	0	0	0	0	9
vs. Anderson	1-5	.200	1-4	.250	0-0	.000	1	2	3	0	3	1	1	0	1	16
vs. Mars Hill																
vs. UVA Wise																
at Catawba																

» NOTES

- » Entering his freshman season at Lenoir-Rhyne.
- » Helped the Bears to a 69-65 win at Mars Hill on December 16 by coming off the bench to score six points in 20 minutes and added four steals and five boards.

UPSET SPECIAL

- » Steele played 16 huge minutes in LR's 89-83 upset victory over #2 Lincoln Memorial on Jan. 9. The freshman had six points and two boards and hit a huge 3-pointer with LR leading by just two points late in the contest to help seal the win.

MAN OF STEELE

- » The freshman went off for a career-high 14 points in the Bears blowout win over UVA Wise. The Conway native missed just two shots and also set career-highs in FG made, 3-PT FGM and assists.

» CAREER STATS

Year	G	S	MIN	AVG	FG	FGA	PCT	3FG	3FGA	3PCT	FT	FTA	PCT	O	D	TOT	AVG	PF	D	A	TO	BLK	STL	PTS	AVG
2020-21	10	1	143	14.3	17	37	.459	7	20	.350	6	10	.600	5	18	23	2.3	23	1	9	10	3	9	47	4.7
TOTAL	10	1	143	14.3	17	37	.459	7	20	.350	6	10	.600	5	18	23	2.3	23	1	9	10	3	9	47	4.7

20 SAM DEAL

SO. | G | 5'11" | 180
HICKORY, N.C. | WOODBERRY FOREST SCHOOL



» CAREER HIGHS

Points	
Rebounds	
Assists	1 at UVA Wise 1/13/21
Steals	
FG Made	
3FG Made	
FT Made	

» PRODUCTION TRACKER

	2020-21	CAREER
Double-figure points	--	0
Double-doubles	--	0
20-pt games	--	0
5+ rebounds	--	0
5+ assists	--	0
Games with a made 3-ptr	--	0

» 2020-21 GAME-BY-GAME

Opponent	FG	PCT.	3FG	PCT.	FT	PCT.	ORB	DRB	REB	PF	PTS	A	TO	BLK	STL	MIN
vs. Catawba	dnp	(coaches decision)														
at Mars Hill	dnp	(coaches decision)														
at Queens	dnp	(coaches decision)														
vs Lincoln Memorial	dnp	(coaches decision)														
at UVA Wise	0-0	.000	0-0	.000	0-0	.000	0	1	1	1	0	1	0	0	0	1
at Carson-Newman	dnp	(coaches decision)														
vs. Queens	dnp	(coaches decision)														
vs. Wingate	dnp	(coaches decision)														
at Coker	dnp	(coaches decision)														
vs. Anderson	dnp	(coaches decision)														
vs. Mars Hill																
vs. UVA Wise																
at Catawba																

» NOTES

» Entering first season at Lenoir-Rhyne.

» CAREER STATS

Year	G	S	MIN	AVG	FG	FGA	PCT	3FG	3FGA	3PCT	FT	FTA	PCT	O	D	TOT	AVG	PF	D	A	TO	BLK	STL	PTS	AVG
2020-21	1	-	1	1.0	-	-	-	-	-	-	-	-	-	0	1	1	1.0	1	-	1	-	-	-	0	0.0
TOTAL	1	-	1	1.0	-	-	-	-	-	-	-	-	-	0	1	1	1.0	1	-	1	-	-	-	0	0.0

21 R.J. GUNN

SR. | F | 6'7" | 245
COLUMBIA, S.C. | IRMO HS



» CAREER HIGHS

Points	36	at Clayton St.	11/20/19
Rebounds	13	vs. Mars Hill	2/26/20
Assists	5	vs. Queens	1/25/20
Steals	3	vs. Anderson	2/8/20
FG Made	15	at Clayton St.	11/20/19
3FG Made	5	vs. UVA Wise	2/19/20
FT Made	7	vs. Tusculum	1/29/20

» PRODUCTION TRACKER

	2020-21	CAREER
Double-figure points	9	51
Double-doubles	--	5
20-pt games	3	22
5+ rebounds	5	35
5+ assists	--	1
Games with a made 3-pt	9	63

» 2020-21 GAME-BY-GAME

Opponent	FG	PCT.	3FG	PCT.	FT	PCT.	ORB	DRB	REB	PF	PTS	A	TO	BLK	STL	MIN
vs. Catawba	8-15	.533	4-8	.500	2-4	.500	0	7	7	4	22	1	0	0	2	34
at Mars Hill	1-9	.111	1-6	.167	0-0	.000	0	5	5	4	3	3	1	0	1	27
at Queens	6-12	.500	1-4	.250	0-0	.000	1	3	4	3	13	3	2	0	1	26
vs Lincoln Memorial	6-12	.500	4-5	.800	4-4	1.000	1	2	3	3	20	2	2	1	0	27
at UVA Wise	5-10	.500	1-3	.333	1-1	1.000	1	5	6	0	12	1	0	0	1	19
at Carson-Newman	5-12	.417	0-3	.000	4-4	1.000	1	3	4	5	14	1	0	0	1	26
vs. Queens	5-9	.556	3-6	.500	1-2	.500	0	7	7	2	14	2	0	1	1	35
vs. Wingate	7-10	.700	2-5	.400	0-0	.000	1	1	2	5	16	2	2	0	1	18
at Coker	8-15	.533	3-6	.500	4-7	.571	2	6	8	3	23	2	1	0	1	36
vs. Anderson	3-7	.429	1-4	.250	4-4	1.000	0	1	1	3	11	1	1	1	0	28
vs. Mars Hill																
vs. UVA Wise																
at Catawba																

» NOTES

- » One of the toughest players to defend in the region, Gunn brings his 6'7" frame and feathery touch back for a senior season.
- » Selected as Preseason First Team All-Conference by the league coaches heading in to the season.
- » Earned First Team All-Conference in 2019-20, becoming the first first-team selection since Keenan Palmore in 2015-16.
- » Named NABC Second Team All-District and D2CCA Second Team All-Region.
- » South Atlantic Conference Player of the Week once.

RJ, 1K

- » The forward enters the season just 83 points shy of becoming the 54th player in team history to score 1,000 career points. Interestingly, he and teammate Darius Simmons entered the season with the same amount of career points.

36!!

- » Gunn erupted for 36 points in a 103-99 win over Clayton State in November on 15-of-26 shooting.

DOUBLE DIGITS

- » Gunn scored in double figures in all but one game during the 2019-20 season. The one game he failed to reach double figures, he had eight points.

MACHINE

- » Gunn became a double-double machine late in the season. Despite not having a double-double in his first 68 games, Gunn had five double-doubles in the final nine games of the year.

» CAREER STATS

Year	G	S	MIN	AVG	FG	FGA	PCT	3FG	3FGA	3PCT	FT	FTA	PCT	O	D	TOT	AVG	PF	D	A	TO	BLK	STL	PTS	AVG
2017-18	19	5	224	11.8	29	71	.408	7	24	.292	11	17	.647	15	27	42	2/2	22	0	10	13	3	8	76	4.0
2020-21	30	29	671	22.4	109	227	.480	40	109	.367	35	48	.729	20	67	87	2.9	50	0	21	37	8	10	293	9.8
2020-21	28	28	947	33.8	212	425	.499	61	172	.355	63	85	.741	40	150	190	6.8	53	0	48	67	18	23	548	19.6
2020-21	10	10	280	28.0	54	111	.486	20	50	.400	20	26	.769	7	40	47	4.7	32	2	18	9	3	9	148	14.8
TOTAL	87	72	2121	24.4	404	834	.484	128	355	.361	129	176	.733	82	284	366	4.2	157	2	97	126	32	50	1065	12.2

23 NAS TYSON

SO. | G | 6'1" | 210
WINGATE, N.C. | FOREST HILLS HS



» CAREER HIGHS

Points	9	twice
Rebounds	3	three times
Assists	1	at Queens 1/2/21
Steals	1	three times
FG Made	3	twice
3FG Made	3	twice
FT Made	2	at Anderson 12/14/19

» PRODUCTION TRACKER

	2020-21	CAREER
Double-figure points	--	0
Double-doubles	--	0
20-pt games	--	0
5+ rebounds	--	0
5+ assists	--	0
Games with a made 3-ptr	1	4

» 2020-21 GAME-BY-GAME

Opponent	FG	PCT.	3FG	PCT.	FT	PCT.	ORB	DRB	REB	PF	PTS	A	TO	BLK	STL	MIN
vs. Catawba	0-3	.000	0-3	.000	1-3	.333	0	1	1	2	1	0	0	0	0	6
at Mars Hill	dnp (coaches decision)															
at Queens	0-2	.000	0-1	.000	0-0	.000	1	0	1	0	0	1	0	0	0	7
vs Lincoln Memorial	dnp (coaches decision)															
at UVA Wise	2-6	.333	2-5	.400	0-0	.000	0	0	0	0	6	0	0	0	1	8
at Carson-Newman	0-0	.000	0-0	.000	0-0	.000	0	0	0	0	0	0	0	0	0	0+
vs. Queens	dnp (coaches decision)															
vs. Wingate	dnp (coaches decision)															
at Coker	dnp (coaches decision)															
vs. Anderson	dnp (coaches decision)															
vs. Mars Hill																
vs. UVA Wise																
at Catawba																

» NOTES

» After a rookie season that showed plenty of potential, Tyson enters his second season with the Bears.

ROYAL SHOWING

» Tyson broke out with a 9-point performance against Queens on Nov. 30, 2019. In just 13 minutes of game action, Tyson buried three triples (on five attempts) and grabbed three boards.

BACK-TO-BACKERS

» Tyson's 2019-20 would end prematurely but on a strong note. The freshman had a second straight 9-point performance in his finale and added three boards and a steal. Over his final two games, Tyson averaged 9.0 points, three rebounds and shot 55.5 percent from the field in just 20.0 minutes of action.

» CAREER STATS

Year	G	S	MIN	AVG	FG	FGA	PCT	3FG	3FGA	3PCT	FT	FTA	PCT	O	D	TOT	AVG	PF	D	A	TO	BLK	STL	PTS	AVG
2019-20	7	0	67	9.5	8	19	.421	5	14	.357	3	5	.600	6	6	12	1.7	6	0	0	1	0	3	24	3.4
2020-21	4	-	21	5.3	2	11	.182	2	9	.222	1	3	.333	1	1	2	0.5	2	0	1	0	0	1	7	1.8
TOTAL	11	0	88	8.0	10	30	.333	7	23	.304	4	8	.500	7	7	14	1.3	8	0	1	1	0	4	31	2.8

24 ARMON MULDREW

FR. | G | 6'1" | 190
PERRIS, CALIF. | PANTHER CREEK HS



» CAREER HIGHS

Points	10	vs. Queens	1/18/21
Rebounds	3	at Queens	1/2/21
Assists	2	at UVA Wise	1/13/21
Steals	2	vs. Catawba	12/12/20
FG Made	4	twice	
3FG Made	1	twice	
FT Made	4	vs. Catawba	12/12/20

» PRODUCTION TRACKER

	2020-21	CAREER
Double-figure points	1	1
Double-doubles	--	0
20-pt games	--	0
5+ rebounds	--	0
5+ assists	--	0
Games with a made 3-pt	2	2

» 2020-21 GAME-BY-GAME

Opponent	FG	PCT.	3FG	PCT.	FT	PCT.	ORB	DRB	REB	PF	PTS	A	TO	BLK	STL	MIN
vs. Catawba	1-2	.500	0-1	.000	4-4	1.000	1	1	2	2	6	0	1	0	2	21
at Mars Hill	2-5	.400	0-1	.000	2-3	.667	0	1	1	3	6	0	0	0	0	23
at Queens	4-7	.571	1-2	.500	0-0	.000	1	2	3	1	9	0	2	0	0	17
vs Lincoln Memorial	2-7	.286	0-2	.000	3-3	1.000	1	1	2	2	7	1	0	0	0	30
at UVA Wise	4-7	.571	0-3	.000	0-0	.000	2	2	4	1	8	2	0	0	0	20
at Carson-Newman	2-4	.500	0-1	.000	0-0	.000	1	2	3	0	4	1	0	0	0	23
vs. Queens	3-7	.429	1-5	.200	3-3	1.000	0	1	1	0	10	1	0	0	0	19
vs. Wingate	0-7	.000	0-1	.000	0-0	.000	1	2	3	1	0	4	0	1	0	31
at Coker	0-2	.000	0-2	.000	0-0	.000	0	1	1	0	0	0	0	0	1	17
vs. Anderson	dnp (coaches decision)															
vs. Mars Hill																
vs. UVA Wise																
at Catawba																

» NOTES

» Joins Lenoir-Rhyne for a freshman season all the way from Perris, California.

DEBUT

» Muldrew was entrusted with 21 minutes of playing time in his LR debut, including many important minutes down the stretch.

» Muldrew had six points, two steals and a pair of rebounds in his first game action as a Bear.

'SPLITTER STOPPER

» Muldrew played a career-high 30 minutes as the Bears ended #2 Lincoln Memorial's 39-game winning streak and earned his first career start in that game. Muldrew drew a tough task matching up with All-American candidate Devin Whitfield and helped the Bears pull the upset.

» CAREER STATS

Year	G	S	MIN	AVG	FG	FGA	PCT	3FG	3FGA	3PCT	FT	FTA	PCT	O	D	TOT	AVG	PF	D	A	TO	BLK	STL	PTS	AVG
2020-21	9	6	201	22.3	18	48	.375	2	18	.111	12	13	.923	7	13	20	2.2	10	0	9	3	1	3	50	5.6
TOTAL	9	6	201	22.3	18	48	.375	2	18	.111	12	13	.923	7	13	20	2.2	10	0	9	3	1	3	50	5.6

32 PERCY FYLE

FR. | C | 6'8" | 210
CHARLOTTE, N.C. | MALLARD CREEK HS



» CAREER HIGHS

Points	
Rebounds	1 at UVA Wise 1/13/21
Assists	
Steals	
FG Made	
3FG Made	
FT Made	

» PRODUCTION TRACKER

	2020-21	CAREER
Double-figure points	--	0
Double-doubles	--	0
20-pt games	--	0
5+ rebounds	--	0
5+ assists	--	0
Games with a made 3-ptr	--	0

» 2020-21 GAME-BY-GAME

Opponent	FG	PCT.	3FG	PCT.	FT	PCT.	ORB	DRB	REB	PF	PTS	A	TO	BLK	STL	MIN
vs. Catawba	dnp	(coaches decision)														
at Mars Hill	dnp	(coaches decision)														
at Queens	0-0	.000	0-0	.000	0-1	.000	0	1	1	0	0	0	0	0	0	1
vs Lincoln Memorial	dnp	(coaches decision)														
at UVA Wise	0-1	.000	0-0	.000	0-0	.000	1	0	1	0	0	0	0	0	0	2
at Carson-Newman	dnp	(coaches decision)														
vs. Queens	dnp	(coaches decision)														
vs. Wingate	dnp	(coaches decision)														
at Coker	dnp	(coaches decision)														
vs. Anderson	dnp	(coaches decision)														
vs. Mars Hill																
vs. UVA Wise																
at Catawba																

» NOTES


» Entering his first season at Lenoir-Rhyne from nearby Charlotte and Mallard Creek HS.

» CAREER STATS

Year	G	S	MIN	AVG	FG	FGA	PCT	3FG	3FGA	3PCT	FT	FTA	PCT	O	D	TOT	AVG	PF	D	A	TO	BLK	STL	PTS	AVG
2020-21	2	-	3	1.5	0	1	.000	-	-	-	0	1	.000	1	1	2	1.0	-	-	-	-	-	-	-	-
TOTAL	2	-	3	1.5	0	1	.000	-	-	-	0	1	.000	1	1	2	1.0	-	-	-	-	-	-	-	--

33 COOPER FOWLER

SO. | C | 6'11" | 275
GREENVILLE, S.C. | JL MANN HS



» CAREER HIGHS

Points	22	twice
Rebounds	10	twice
Assists	6	vs. Newberry 1/11/20
Steals	1	nine times
FG Made	8	twice
3FG Made	6	vs. Coker 1/4/20
FT Made	5	vs. Wingate 1/1/20

» PRODUCTION TRACKER

	2020-21	CAREER
Double-figure points	2	11
Double-doubles	--	2
20-pt games	--	2
5+ rebounds	2	17
5+ assists	--	2
Games with a made 3-pt	4	18

» 2020-21 GAME-BY-GAME

Opponent	FG	PCT.	3FG	PCT.	FT	PCT.	ORB	DRB	REB	PF	PTS	A	TO	BLK	STL	MIN
vs. Catawba	1-2	.500	0-1	.000	0-0	.000	0	3	3	0	2	3	0	0	0	12
at Mars Hill	0-5	.000	0-4	.000	0-0	.000	0	7	7	2	0	1	0	0	0	20
at Queens	0-1	.000	0-1	.000	0-0	.000	0	0	0	0	0	0	0	0	0	8
vs Lincoln Memorial	3-3	1.000	1-1	1.000	0-0	.000	0	2	2	0	7	0	1	0	0	9
at UVA Wise	0-1	.000	0-1	.000	0-0	.000	0	3	3	0	0	0	1	2	0	11
at Carson-Newman	dnp	(injury)														
vs. Queens	4-9	.444	4-9	.444	1-2	.500	1	6	7	1	13	2	2	3	0	26
vs. Wingate	5-8	.625	2-5	.400	0-0	.000	1	2	3	1	12	2	0	1	0	19
at Coker	dnp	(injury)														
vs. Anderson	1-4	.250	1-3	.333	0-0	.000	0	2	2	1	3	1	0	1	0	17
vs. Mars Hill																
vs. UVA Wise																
at Catawba																

» NOTES

- » Do-it-all big man returns looking for a breakout sophomore campaign
- » Named to South Atlantic Conference All-Freshmen Team.

DO IT ALL

- » Fowler has a little bit of everything in his game as evidenced by his stat line. At 6'10", Fowler had two games with at least five assists and shot 37.5 percent from long range. He also had 15 games with at least five boards and two double-doubles as a freshman.

SECRET WEAPON

- » After playing no more than 16 minutes in the 2019 portion of the schedule (eight games) and scoring a combined 21 points in that stretch, Fowler was unleashed once the calendar turned to 2020. On New Year's night, Fowler went for 22 points and 10 rebounds against Wingate and followed that up with another 22 point performance against Coker. Against the Cobras, Fowler went 6-of-8 from long range.

HOME COOKING

- » Fowler was a fan of Shuford Gym as a freshman, averaging 12.1 points per game and shooting 49.1 percent from the field and 43.1 percent from long range. Fowler also hit 81 percent of his free throws and averaged 5.6 rebounds a night.

MEMORABLE MOMENT

- » Fowler had a moment that will live on for a long time in the memories of teammates. Fowler's buzzer-beating putback sent LR past Wingate 86-85 and earned him the No. 8 top play in the SportsCenter top 10 plays.

» CAREER STATS

Year	G	S	MIN	AVG	FG	FGA	PCT	3FG	3FGA	3PCT	FT	FTA	PCT	O	D	TOT	AVG	PF	D	A	TO	BLK	STL	PTS	AVG
2019-20	27	20	560	20.7	82	181	.453	30	80	.375	30	44	.682	17	107	124	4.6	52	0	42	37	13	9	224	8.3
2020-21	8	7	121	15.1	14	33	.424	8	25	.320	1	2	.500	2	25	27	3.4	5	0	9	4	7	0	37	4.6
TOTAL	35	27	680	19.6	96	214	.449	38	105	.361	31	46	.674	19	132	151	4.3	57	0	51	41	20	9	261	7.5



» 2020-21 MISCELLANEOUS STATS



2020-21 Lenoir-Rhyne Men's Basketball Team High/Low Analysis All games

Page 1/4
as of Feb 15, 2021

Lenoir-Rhyne - Game Highs

POINTS	98		at UVa-Wise (01/13/2021)
	93		Catawba (12/12/2020)
	89		Lincoln Memorial (01/09/2021)
	86		Wingate (01/20/2021)
	79		Anderson (SC) (02/13/2021)
FIELD GOALS MADE	40		at UVa-Wise (01/13/2021)
	35		Wingate (01/20/2021)
FIELD GOAL ATTEMPTS	69		at UVa-Wise (01/13/2021)
	68		at Carson-Newman (01/16/2021)
FIELD GOAL PERCENTAGE	.580	(40-69)	at UVa-Wise (01/13/2021)
	.574	(31-54)	Catawba (12/12/2020)
3 PT FG MADE	11		Queens (NC) (01/18/2021)
	11		at UVa-Wise (01/13/2021)
3 PT FG ATTEMPTS	32		Queens (NC) (01/18/2021)
	29		at Carson-Newman (01/16/2021)
3 PT FG PERCENTAGE	.435	(10-23)	Lincoln Memorial (01/09/2021)
	.435	(10-23)	Catawba (12/12/2020)
FREE THROWS MADE	26		at Mars Hill (12/16/2020)
	25		Anderson (SC) (02/13/2021)
	25		Lincoln Memorial (01/09/2021)
FREE THROW ATTEMPTS	33		at Mars Hill (12/16/2020)
	33		Catawba (12/12/2020)
FREE THROW PERCENTAGE	.962	(25-26)	Lincoln Memorial (01/09/2021)
	.926	(25-27)	Anderson (SC) (02/13/2021)
REBOUNDS	43		at UVa-Wise (01/13/2021)
	34		Queens (NC) (01/18/2021)
ASSISTS	29		at UVa-Wise (01/13/2021)
	20		Wingate (01/20/2021)
STEALS	10		at Carson-Newman (01/16/2021)
	9		Queens (NC) (01/18/2021)
	9		at UVa-Wise (01/13/2021)
	9		Catawba (12/12/2020)
BLOCKED SHOTS	5		Queens (NC) (01/18/2021)
	3		Wingate (01/20/2021)
	3		at UVa-Wise (01/13/2021)
TURNOVERS	17		at Queens (NC) (01/02/2021)
	15		Queens (NC) (01/18/2021)
FOULS	21		Lincoln Memorial (01/09/2021)
	20		Catawba (12/12/2020)



» 2020-21 MISCELLANEOUS STATS



2020-21 Lenoir-Rhyne Men's Basketball Team High/Low Analysis All games

Page 3/4
as of Feb 15, 2021

Lenoir-Rhyne - Game Lows

POINTS	54		at Carson-Newman (01/16/2021)
	68		at Queens (NC) (01/02/2021)
	69		at Mars Hill (12/16/2020)
	71		Queens (NC) (01/18/2021)
	75		at Coker (01/23/2021)
FIELD GOALS MADE	18		at Mars Hill (12/16/2020)
	20		at Carson-Newman (01/16/2021)
FIELD GOAL ATTEMPTS	51		at Mars Hill (12/16/2020)
	54		Catawba (12/12/2020)
FIELD GOAL PERCENTAGE	.294	(20-68)	at Carson-Newman (01/16/2021)
	.353	(18-51)	at Mars Hill (12/16/2020)
3 PT FG MADE	4		Anderson (SC) (02/13/2021)
	6		Wingate (01/20/2021)
3 PT FG ATTEMPTS	20		Anderson (SC) (02/13/2021)
	23		Lincoln Memorial (01/09/2021)
	23		Catawba (12/12/2020)
3 PT FG PERCENTAGE	.200	(4-20)	Anderson (SC) (02/13/2021)
	.240	(6-25)	Wingate (01/20/2021)
FREE THROWS MADE	2		at Queens (NC) (01/02/2021)
	7		at Carson-Newman (01/16/2021)
	7		at UVa-Wise (01/13/2021)
FREE THROW ATTEMPTS	6		at Queens (NC) (01/02/2021)
	8		at UVa-Wise (01/13/2021)
FREE THROW PERCENTAGE	.333	(2-6)	at Queens (NC) (01/02/2021)
	.636	(21-33)	Catawba (12/12/2020)
REBOUNDS	23		at Queens (NC) (01/02/2021)
	28		Anderson (SC) (02/13/2021)
	28		Wingate (01/20/2021)
	28		at Carson-Newman (01/16/2021)
	28		Catawba (12/12/2020)
ASSISTS	9		Anderson (SC) (02/13/2021)
	10		at Carson-Newman (01/16/2021)
	10		at Mars Hill (12/16/2020)
STEALS	4		at Queens (NC) (01/02/2021)
	5		Lincoln Memorial (01/09/2021)
BLOCKED SHOTS	0		at Queens (NC) (01/02/2021)
	1		at Coker (01/23/2021)
	1		at Carson-Newman (01/16/2021)
	1		at Mars Hill (12/16/2020)
	1		Catawba (12/12/2020)
TURNOVERS	7		Wingate (01/20/2021)
	7		at Carson-Newman (01/16/2021)
FOULS	13		at Coker (01/23/2021)
	15		Anderson (SC) (02/13/2021)
	15		Queens (NC) (01/18/2021)
	15		at UVa-Wise (01/13/2021)
	15		at Queens (NC) (01/02/2021)



» 2020-21 MISCELLANEOUS STATS



2020-21 Lenoir-Rhyne Men's Basketball Team High/Low Analysis All games

Page 2/4
as of Feb 15, 2021

Opponent - Game Highs

POINTS	88		at Queens (NC) (01/02/2021)
	86		Catawba (12/12/2020)
	85		Wingate (01/20/2021)
	83		Lincoln Memorial (01/09/2021)
	80		Anderson (SC) (02/13/2021)
FIELD GOALS MADE	35		at Queens (NC) (01/02/2021)
	32		Wingate (01/20/2021)
FIELD GOAL ATTEMPTS	70		Queens (NC) (01/18/2021)
	64		at UVA-Wise (01/13/2021)
FIELD GOAL PERCENTAGE	.614	(35-57)	at Queens (NC) (01/02/2021)
	.561	(32-57)	Wingate (01/20/2021)
3 PT FG MADE	11		Lincoln Memorial (01/09/2021)
	11		Catawba (12/12/2020)
3 PT FG ATTEMPTS	34		at UVA-Wise (01/13/2021)
	30		Lincoln Memorial (01/09/2021)
3 PT FG PERCENTAGE	.500	(8-16)	at Queens (NC) (01/02/2021)
	.450	(9-20)	Wingate (01/20/2021)
FREE THROWS MADE	24		Lincoln Memorial (01/09/2021)
	13		Catawba (12/12/2020)
FREE THROW ATTEMPTS	27		Lincoln Memorial (01/09/2021)
	21		Catawba (12/12/2020)
FREE THROW PERCENTAGE	.889	(24-27)	Lincoln Memorial (01/09/2021)
	.833	(5-6)	at Coker (01/23/2021)
REBOUNDS	51		at Carson-Newman (01/16/2021)
	49		Queens (NC) (01/18/2021)
ASSISTS	19		at Queens (NC) (01/02/2021)
	18		Anderson (SC) (02/13/2021)
STEALS	9		at Queens (NC) (01/02/2021)
	8		Queens (NC) (01/18/2021)
	8		at UVA-Wise (01/13/2021)
BLOCKED SHOTS	4		Wingate (01/20/2021)
	4		at Carson-Newman (01/16/2021)
TURNOVERS	20		Lincoln Memorial (01/09/2021)
	19		at Coker (01/23/2021)
FOULS	29		at Mars Hill (12/16/2020)
	27		Lincoln Memorial (01/09/2021)
	27		Catawba (12/12/2020)



» 2020-21 MISCELLANEOUS STATS



2020-21 Lenoir-Rhyne Men's Basketball Team High/Low Analysis All games

Page 4/4
as of Feb 15, 2021

Opponent - Game Lows

POINTS	63		at UVa-Wise (01/13/2021)
	64		at Coker (01/23/2021)
	65		at Mars Hill (12/16/2020)
	66		Queens (NC) (01/18/2021)
	73		at Carson-Newman (01/16/2021)
FIELD GOALS MADE	24		at UVa-Wise (01/13/2021)
	24		Lincoln Memorial (01/09/2021)
	24		at Mars Hill (12/16/2020)
FIELD GOAL ATTEMPTS	53		at Coker (01/23/2021)
	56		Lincoln Memorial (01/09/2021)
FIELD GOAL PERCENTAGE	.357	(25-70)	Queens (NC) (01/18/2021)
	.375	(24-64)	at UVa-Wise (01/13/2021)
3 PT FG MADE	5		Queens (NC) (01/18/2021)
	6		at UVa-Wise (01/13/2021)
	6		at Mars Hill (12/16/2020)
3 PT FG ATTEMPTS	16		at Queens (NC) (01/02/2021)
	19		at Coker (01/23/2021)
	19		at Carson-Newman (01/16/2021)
3 PT FG PERCENTAGE	.176	(6-34)	at UVa-Wise (01/13/2021)
	.227	(5-22)	Queens (NC) (01/18/2021)
FREE THROWS MADE	5		at Coker (01/23/2021)
	9		at Carson-Newman (01/16/2021)
	9		at UVa-Wise (01/13/2021)
FREE THROW ATTEMPTS	6		at Coker (01/23/2021)
	13		at UVa-Wise (01/13/2021)
FREE THROW PERCENTAGE	.550	(11-20)	Queens (NC) (01/18/2021)
	.611	(11-18)	at Mars Hill (12/16/2020)
REBOUNDS	28		at UVa-Wise (01/13/2021)
	29		at Coker (01/23/2021)
ASSISTS	8		at Mars Hill (12/16/2020)
	11		Queens (NC) (01/18/2021)
STEALS	0		Wingate (01/20/2021)
	2		at Coker (01/23/2021)
	2		Catawba (12/12/2020)
BLOCKED SHOTS	0		Anderson (SC) (02/13/2021)
	0		Catawba (12/12/2020)
TURNOVERS	15		Wingate (01/20/2021)
	15		Queens (NC) (01/18/2021)
FOULS	8		at Carson-Newman (01/16/2021)
	12		at Queens (NC) (01/02/2021)

» 2020-21 MISCELLANEOUS STATS



2020-21 Lenoir-Rhyne Men's Basketball Combined Team Statistics All games

Page 1/1
as of Feb 15, 2021

Game Records

Record	Overall	Home	Away	Neutral
ALL GAMES	7-3	4-1	3-2	0-0
CONFERENCE	7-3	4-1	3-2	0-0
NON-CONFERENCE	0-0	0-0	0-0	0-0

Score by Periods

Team	1st	2nd	OT	TOT
Lenoir-Rhyne	374	408	0	782
Opponents	333	420	0	753

Team Box Score

No.	Player				Total		3-Point		F-Throw		Rebounds														
		GP-GS	MIN	AVG	FG-FGA	FG%	3FG-FGA	3FG%	FT-FTA	FT%	OFF	DEF	TOT	AVG	PF	DQ	A	TO	BLK	STL	PTS	AVG			
10	SIMMONS, Darius	10-10	266:26	26.6	48-113	.425	17-45	.378	62-68	.912	4	11	15	1.5	17	0	19	13	0	4	175	17.5			
21	GUNN, R.J.	10-10	280:16	28.0	54-111	.486	20-50	.400	20-26	.769	7	40	47	4.7	32	2	18	9	3	9	148	14.8			
03	HAWKS, Mason	10-10	272:55	27.3	35-85	.412	11-45	.244	22-26	.846	2	20	22	2.2	17	0	40	27	1	12	103	10.3			
01	BRADFORD, Davion	10-4	258:48	25.9	33-51	.647	5-13	.385	6-9	.667	5	36	41	4.1	18	0	18	25	2	19	77	7.7			
13	FIELDS, Zim	9-1	191:13	21.2	28-51	.549	0-4	.000	12-22	.545	7	27	34	3.8	16	0	11	17	2	9	68	7.6			
24	MULDREW, Armon	9-6	200:29	22.3	18-48	.375	2-18	.111	12-13	.923	7	13	20	2.2	10	0	9	3	1	3	50	5.6			
12	MCCLAIN, Tyson	9-1	134:05	14.9	17-38	.447	10-21	.476	3-4	.750	5	17	22	2.4	10	0	8	5	0	3	47	5.2			
15	STEELE, Tim	10-1	143:40	14.4	17-37	.459	7-20	.350	6-10	.600	5	18	23	2.3	23	1	9	10	3	9	47	4.7			
33	FOWLER, Cooper	8-7	120:54	15.1	14-33	.424	8-25	.320	1-2	.500	2	25	27	3.4	5	0	9	4	7	0	37	4.6			
23	TYSON, Nas	4-0	20:50	5.2	2-11	.182	2-9	.222	1-3	.333	1	1	2	0.5	2	0	1	0	0	1	7	1.8			
11	RICE, Anthony	8-0	67:44	8.5	4-11	.364	0-4	.000	4-7	.571	3	6	9	1.1	7	0	10	3	0	2	12	1.5			
5	METCALF, Marcus	2-0	05:18	2.7	1-1	1.000	1-1	1.000	0-0	.000	0	1	1	0.5	0	0	0	0	0	0	3	1.5			
2	WILSON, Salle	3-0	13:41	4.6	2-3	.667	0-0	.000	0-0	.000	2	2	4	1.3	2	0	0	0	0	0	4	1.3			
4	SHABAZZ, Elijah	3-0	10:06	3.4	1-4	.250	0-0	.000	0-0	.000	0	5	5	1.7	3	0	1	1	0	0	2	0.7			
00	MEDWINTER, Damion	4-0	10:16	2.6	1-4	.250	0-2	.000	0-0	.000	0	0	0	0.0	1	0	2	2	0	0	2	0.5			
32	FYLE, Percy	2-0	02:21	1.2	0-1	.000	0-0	.000	0-1	.000	1	1	2	1.0	0	0	0	0	0	0	0	0.0			
20	DEAL, Sam	1-0	01:00	1.0	0-0	.000	0-0	.000	0-0	.000	0	1	1	1.0	1	0	1	0	0	0	0	0.0			
Team											12	17	29					2							
Total		10	2000		275-602	.457	83-257	.323	149-191	.780	63	241	304	30.4	164	3	156	121	19	71	782	78.2			
Opponents		10	2001		278-593	.469	81-232	.349	116-166	.699	100	287	387	38.7	194	8	142	170	21	46	753	75.3			

Team Statistics

	LRU	OPP
Scoring	782	753
Points per game	78.2	75.3
Scoring margin	+2.9	-
Field goals-att	275-602	278-593
Field goal pct	.457	.469
3 point fg-att	83-257	81-232
3-point FG pct	.323	.349
3-pt FG made per game	8.3	8.1
Free throws-att	149-191	116-166
Free throw pct	.780	.699
F-Throws made per game	14.9	11.6
Rebounds	304	387
Rebounds per game	30.4	38.7
Rebounding margin	-8.3	-
Assists	156	142
Assists per game	15.6	14.2
Turnovers	121	170
Turnovers per game	12.1	17.0
Turnover margin	+4.9	-
Assist/turnover ratio	1.3	0.8
Steals	71	46
Steals per game	7.1	4.6
Blocks	19	21
Blocks per game	1.9	2.1
Winning streak	0	-
Home win streak	0	-
Attendance	25	196
Home games-Avg/Game	5-5	5-39
Neutral site-Avg/Game	-	0-0

Team Results

Date	Opponent		Score	Att.
12/12/2020	Catawba	W	93-86	0
12/16/2020	at Mars Hill	W	69-65	20
01/02/2021	at Queens (NC)	L	68-88	25
01/09/2021	Lincoln Memorial	W	89-83	0
01/13/2021	at UVa-Wise	W	98-63	125
01/16/2021	at Carson-Newman	L	54-73	1
01/18/2021	Queens (NC)	W	71-66	0
01/20/2021	Wingate	W	86-85	0
01/23/2021	at Coker	W	75-64	25
02/13/2021	Anderson (SC)	L	79-80	25



» 2020-21 MISCELLANEOUS STATS

Statistic	National Rank	Conference Rank	Value	National Leader	Value	Conference Leader	Value
3-pt Field Goal Attempts (206 ranked)	114	11	237	Lincoln Memorial	514	Lincoln Memorial	514
Assist Turnover Ratio (206 ranked)	18	2	1.37	Glenville St.	1.71	Lincoln Memorial	1.70
Assists Per Game (206 ranked)	20	3	16.3	Lincoln Memorial	23.8	Lincoln Memorial	23.8
Blocked Shots Per Game (205 ranked)	166	9	1.9	Nyack	5.5	Carson-Newman	4.2
Defensive Rebounds per Game (206 ranked)	157	11	24.22	Lincoln Memorial	33.29	Lincoln Memorial	33.29
Fewest Fouls (206 ranked)	59	1	149	Mercy	33	Lenoir-Rhyne	149
Fewest Turnovers (206 ranked)	53	2	107	Felician	22	Newberry	95
Field-Goal Percentage (206 ranked)	83	5	45.8	DBU	53.9	Lincoln Memorial	53.5
Field-Goal Percentage Defense (206 ranked)	144	10	46.6	Felician	35.8	Lincoln Memorial	38.7
Free Throw Attempts (205 ranked)	134	11	164	Pittsburg St.	412	Uva-Wise	330
Free Throws Made (206 ranked)	122	11	124	Lindenwood (MO)	315	Uva-Wise	256
Free-Throw Percentage (206 ranked)	40	4	75.6	Seattle Pacific	85.8	Anderson (SC)	77.9
Offensive Rebounds Per Game (206 ranked)	197	13	6.44	Chaminade	18.33	Tusculum	14.08
Personal Fouls Per Game (206 ranked)	64	3	16.6	Mercyhurst	11.9	Carson-Newman	15.4
Rebound Margin (206 ranked)	195	11	-8.2	West Liberty	11.2	Lincoln Memorial	10.7
Scoring Defense (206 ranked)	98	6	74.8	Mercyhurst	57.7	Carson-Newman	65.1
Scoring Margin (206 ranked)	69	5	3.3	Lincoln Memorial	26.4	Lincoln Memorial	26.4
Scoring Offense (206 ranked)	57	4	78.1	West Liberty	106.2	Lincoln Memorial	95.6
Steals Per Game (206 ranked)	62	3	7.2	St. Thomas Aquinas	11.3	Tusculum	8.2
Three Pt FG Defense (206 ranked)	90	8	34.1	Spring Hill	20.7	Queens (NC)	29.9
Three-Point Field Goals Per Game (206 ranked)	63	5	8.8	Colo. Christian	12.7	Lincoln Memorial	12.6
Three-Point Field-Goal Percentage (206 ranked)	129	8	33.3	Biola	45.9	Lincoln Memorial	41.6
Total 3-point FGM (206 ranked)	118	10	79	Lincoln Memorial	214	Lincoln Memorial	214
Total Assists (206 ranked)	96	9	147	Lincoln Memorial	404	Lincoln Memorial	404
Total Blocks (206 ranked)	154	10	17	Mo. Southern St.	68	Carson-Newman	59
Total Rebounds (206 ranked)	150	13	276	Lincoln Memorial	714	Lincoln Memorial	714
Total Rebounds Per Game (206 ranked)	184	12	30.67	Chaminade	47.33	Queens (NC)	42.40
Total Steals (206 ranked)	109	11	65	Drury	153	Lincoln Memorial	127
Turnover Margin (203 ranked)	7	1	5.0	West Tex. A&M	7.4	Lenoir-Rhyne	5.0
Turnovers Forced (206 ranked)	16	1	16.89	St. Thomas Aquinas	20.67	Lenoir-Rhyne	16.89
Turnovers Per Game (206 ranked)	38	2	11.9	Miles	8.3	Newberry	11.9
Winning Streaks(DII&III) (0 ranked)							
Won-Lost Percentage (196 ranked)	29	2	77.8	12 teams tied	100.0	Lincoln Memorial	94.1

Statistic	Player	National Rank	Conference Rank	Value	National Leader	Value	Conference Leader	Value
3-pt Field Goal Attempts (241 ranked)					Dee Montgomery, UIndy	137	Devin Whitfield, Lincoln Memorial	129
Assist Turnover Ratio (206 ranked)	Mason Hawks	103	9	1.70	Luke Dyer, West Liberty	6.12	David Elkins, Mars Hill	2.33
Assists Per Game (243 ranked)	Mason Hawks	64	5	4.3	Sam Rolle IV, Davis & Elkins	7.7	Xavier Bledson, Lincoln Memorial	5.7
Blocked Shots Per Game (147 ranked)	Cooper Fowler	147	6	0.86	Marquis Copeland, Nyack	3.25	Bryant Thomas, Carson-Newman	1.79
Defensive Rebounds per Game (250 ranked)					Anthony Pittman, West Virginia St.	8.90	Ren Dyer, Carson-Newman	5.93
Double Doubles (22 ranked)					Jared Viltzum, Fort Hays St.	9	Cameron Whiteside, Uva-Wise	5
Field-Goal Percentage (250 ranked)	R.J. Gunn	138	5	49.0	Maalik Cartwright, Delta St.	74.7	Devin Whitfield, Lincoln Memorial	56.7
	Darius Simmons	225	11	42.9				
Free Throw Attempts (247 ranked)	Darius Simmons	89	8	58	TJ Crockett, Lindenwood (MO)	133	Cameron Whiteside, Uva-Wise	112
Free Throws Made (231 ranked)	Darius Simmons	46	4	52	TJ Crockett, Lindenwood (MO)	117	Cameron Whiteside, Uva-Wise	93
Free-Throw Percentage (249 ranked)	Darius Simmons	32	3	89.7	Korey Williams, Lincoln (PA)	100.0	Marcus Ford, Newberry	94.1
					Jordan Vidal, American Int'l	100.0		
Minutes Per Game (150 ranked)					Adam Dworsky, Southeastern Okla.	40.07	Marcus Ford, Newberry	35:14
Offensive Rebounds Per Game (248 ranked)					Andrew Sischo, Daemen	6.20	Quandaveon McCollum, Newberry	4.00
							Gavin Rains, Queens (NC)	4.00
Points Per Game (246 ranked)	Darius Simmons	85	7	17.7	Andrew Sischo, Daemen	29.8	Cameron Whiteside, Uva-Wise	20.8
	R.J. Gunn	171	11	15.2				
Rebounds Per Game (248 ranked)					Andrew Sischo, Daemen	14.4	Quandaveon McCollum, Newberry	9.9
Steals Per Game (246 ranked)	Davion Bradford	70	3	1.78	Jalen Burgess, Dominican (NY)	3.75	Cameron Henry, Lincoln Memorial	2.12
	Mason Hawks	205	10	1.33				
Three-Point Field Goals Per Game (249 ranked)	R.J. Gunn	169	14	2.11	Bernard Lightsey, Lincoln (PA)	5.00	Devin Whitfield, Lincoln Memorial	3.56
	Darius Simmons	233	16	1.89				
Three-Point Field-Goal Percentage (93 ranked)					Bernard Lightsey, Lincoln (PA)	62.5	Luke Brenegan, Carson-Newman	46.8
Total 3-point FGM (246 ranked)	R.J. Gunn	246	21	19	Devin Whitfield, Lincoln Memorial	57	Devin Whitfield, Lincoln Memorial	57
Total Assists (250 ranked)	Mason Hawks	124	17	39	Tyler Geiman, Washburn	98	Xavier Bledson, Lincoln Memorial	91
Total Blocks (156 ranked)					Parker Fox, Northern St.	34	Bryant Thomas, Carson-Newman	25
Total Field Goal Attempts (247 ranked)					TJ Crockett, Lindenwood (MO)	318	Cameron Whiteside, Uva-Wise	214
Total Field Goals Made (195 ranked)					Cam Martin, Mo. Southern St.	169	Devin Whitfield, Lincoln Memorial	118
Total Minutes (150 ranked)					TJ Crockett, Lindenwood (MO)	642:11	Kenny Dye, Queens (NC)	511:46
Total Points (248 ranked)	Darius Simmons	236	18	159	Cam Martin, Mo. Southern St.	469	Devin Whitfield, Lincoln Memorial	330
Total Rebounds (248 ranked)					Cam Martin, Mo. Southern St.	171	Gavin Rains, Queens (NC)	135
Total Steals (241 ranked)	Davion Bradford	147	12	16	Conley Garrison, Drury	45	Cameron Henry, Lincoln Memorial	36
Triple Doubles (1 ranked)					Cameron Potts, Lincoln (MO)	1		
					Brandon Mauchner, Cedarville	1		